

10





TYREEK HILL

WIDE RECEIVER // 5-10 // 191 // WEST ALABAMA '16

ACQUIRED: T, '22 (KC)

HOMETOWN: DOUGLAS, GA. // BORN: 3/1/94

NFL: EIGHTH SEASON // DOLPHINS: SECOND SEASON


2019

2019, 2020

2016, 2017, 2018, 2019, 2020, 2021, 2022, 2023

2022, 2023

NFL CAREER

TRANSACTIONS:

- Traded from Kansas City to Miami on March 23, 2022.
- 5th-round pick (165th overall) by Kansas City in the 2016 NFL Draft.

CAREER HONORS:

- 2023 PFWA All-NFL.
- 2023 PFWA All-AFC.
- 2023 Unanimous 1st-team All-Pro.
- 2023 Dan Marino Team MVP Award.
- 2023 Pro Bowl selection.
- AFC Offensive Player of the Month (October 2023).
- No. 7 on the NFL Network Top 100 list in 2023.
- 2022 1st-team All-Pro.
- 2022 PFWA All-NFL.
- 2022 PFWA All-AFC.
- 2022 Dan Marino Team MVP Award.
- 2022 Pro Bowl selection.
- No. 15 on the NFL Network Top 100 list in 2022.
- 2021 Pro Bowl selection.
- No. 15 on the NFL Network Top 100 list in 2021.
- 2020 Pro Bowl selection.
- 2020 1st-team All-Pro.
- AFC Offensive Player of the Week (at Tampa Bay, 11/29/20).
- 2020 PFWA All-AFC.
- No. 22 on the NFL Network Top 100 list in 2020.
- 2010s NFL All-Decade Team.
- 2019 Pro Bowl selection.
- No. 19 on the NFL Network Top 100 list in 2019.
- 2018 Pro Bowl selection.
- 2018 1st-team All-Pro.
- No. 40 on the NFL Network Top 100 list in 2018.
- 2017 Pro Bowl selection.
- No. 36 on the NFL Network Top 100 list in 2017.
- 2016 Pro Bowl selection.
- 2016 1st-team All-Pro.
- 2016 PFWA All-NFL.
- 2016 PFWA All-AFC.
- 2016 PFWA All-Rookie.
- Pepsi NFL Rookie of the Week (at San Diego, 1/1/17).
- AFC Special Teams Player of the Week (at San Diego, 1/1/17).
- AFC Special Teams Player of the Week (vs. Oakland, 12/8/16).
- AFC Special Teams Player of the Month

- (December 2016).
- AFC Offensive Player of the Week (at Denver, 11/27/16).

CAREER HIGHLIGHTS:

- Played in 124 career games with 106 starts.
- 717 receptions for 10,139 yards (14.1 avg.) and 76 TDs.
- 106 carries for 766 yards (7.2 avg.) and 7 TDs.
- 14 kickoff returns for 384 yards (27.4 avg.) and 1 TD.
- 88 punt returns for 1,005 yards (11.4 avg.) and 4 TDs.
- 1 miscellaneous fumble return TD.
- Appeared in 15 postseason games with 14 starts – 13 with Kansas City and 2 with Miami.
- Won Super Bowl LIV with Kansas City.
- His 23 receptions of 50+ yards lead the NFL since he entered the league in 2016:

MOST RECEPTIONS OF 50+ YARDS (SINCE 2016)					
PLAYER	TEAMS	REC	YDS	50+	
1. TYREEK HILL	KC/MIA.	717	10,139	23	
2. Amari Cooper	Oak./Dal./Cle.	595	8,416	16	
3. Stefon Diggs	Min./Buf.	758	9,275	14	
Mike Evans	TB	620	9,423	14	
Cooper Kupp	LAR	567	7,066	14	
A.J. Brown	Ten./Phi.	379	5,947	14	
DeSean Jackson	Was./TB/PHI/LAR/LV/Bal.	199	3,449	14	
D.J. Moore	Car./Chi.	460	6,565	14	

- His 76 TD receptions are 3rd in the NFL since he entered the league in 2016:

MOST TD RECEPTIONS (SINCE 2016)					
PLAYER	TEAMS	REC	YDS	TDs	
1. Davante Adams	GB/LV	784	9,852	91	
2. Mike Evans	TB	620	9,423	79	
3. TYREEK HILL	KC/MIA.	717	10,139	76	
4. Travis Kelce	KC	768	9,591	64	
5. Stefon Diggs	Min./Buf.	758	9,275	63	

- His 10,905 scrimmage yards are 3rd in the NFL since he entered the league in 2016:

MOST SCRIMMAGE YARDS (SINCE 2016)					
PLAYER	TEAMS	RUSH	REC	TOT	
1. Ezekiel Elliott	Dal./NE	8,904	2,649	11,553	
2. Derrick Henry	Ten.	9,502	1,458	10,960	
3. TYREEK HILL	KC/MIA.	766	10,139	10,905	
4. Christian McCaffrey	Car./SF	6,185	4,320	10,505	
5. Alvin Kamara	NO	5,829	4,219	10,048	

- His 10,139 receiving yards are 1st in the NFL since he entered the league in 2016:

MOST RECEIVING YARDS (SINCE 2016)				
PLAYER	TEAMS	REC	YDS	TDs
1. TYREEK HILL	KC/MIA.	717	10,139	76
2. Davante Adams	GB/LV	784	9,852	91
3. Travis Kelce	KC	768	9,591	64
4. Mike Evans	TB	620	9,423	79
5. Stefon Diggs	Min./Buf.	758	9,275	63

- His 717 receptions are 4th in the NFL since he entered the league in 2016:

MOST RECEPTIONS (SINCE 2016)				
PLAYER	TEAMS	REC	YDS	TDs
1. Davante Adams	GB/LV	784	9,852	91
2. Travis Kelce	KC	768	9,591	64
3. Stefon Diggs	Min./Buf.	758	9,275	63
4. TYREEK HILL	KC/MIA.	717	10,139	76
5. DeAndre Hopkins	Hou./Ari./Ten.	689	8,822	59
Keenan Allen	SD/LAC	689	7,976	43

- His 1,799 receiving yards in 2023 led the league:

MOST RECEIVING YARDS (2023)				
PLAYER	TEAM	REC	YDS	TDs
1. TYREEK HILL	MIA.	119	1,799	13
2. CeeDee Lamb	Dal.	135	1,749	12
3. Amon-Ra St. Brown	Det.	119	1,515	10
4. Puka Nacua	LAR	105	1,486	6
5. A.J. Brown	Phi.	106	1,456	7

- His 1,799 receiving yards in 2023 made him the 1st Dolphins player to ever lead the league in receiving yards in a full season.
- His 1,799 receiving yards in 2023 ranked 7th-most in NFL history:

MOST RECEIVING YARDS IN A SEASON IN NFL HISTORY				
PLAYER	TEAM	YEAR	REC.	YARDS
1. Calvin Johnson	Det.	2012		1,964
2. Cooper Kupp	LAR	2021		1,947
3. Julio Jones	Atl.	2015		1,871
4. Jerry Rice	SF	1995		1,848
5. Antonio Brown	Pit.	2015		1,834
6. Justin Jefferson	Min.	2022		1,809
7. TYREEK HILL	MIA.	2023		1,799
8. Isaac Bruce	StL	1995		1,781
9. CeeDee Lamb	Dal.	2023		1,749
10. Charley Hennigan	Hou.	1961		1,746

- His 13 receiving TDs in 2023 tied for the most in the league:

MOST RECEIVING TDs (2023)				
PLAYER	TEAM	REC	YDS	TDs
1. TYREEK HILL	MIA.	119	1,799	13
Mike Evans	TB	79	1,255	13
3. CeeDee Lamb	Dal.	135	1,749	12
4. Courtland Sutton	Den.	59	772	10
Amon-Ra St. Brown	Det.	119	1,515	10
Jordan Addison	Min.	70	911	10
Sam LaPorta	Det.	86	889	10

- His 1,799 receiving yards in 2023 were the most in franchise history:

MOST RECEIVING YARDS IN DOLPHINS HISTORY (SINGLE SEASON)				
PLAYER	YEAR	REC	YDS	TDs
1. TYREEK HILL	2023	119	1,799	13
2. TYREEK HILL	2022	119	1,710	7
3. Mark Clayton	1984	73	1,389	18
4. Jaylen Waddle	2022	75	1,356	8
5. Mark Duper	1986	67	1,313	11

- He's the only player in NFL history with multiple seasons of 1,700+ receiving yards.

- His 13 receiving TDs in 2023 were 3rd-most in franchise history:

MOST RECEIVING TDs IN DOLPHINS HISTORY (SINGLE SEASON)		
PLAYER	YEAR	REC TDs
1. Mark Clayton	1984	18
2. Mark Clayton	1988	14
3. TYREEK HILL	2023	13
4. Nat Moore	1977	12
Mark Clayton	1991	12

- His 119 receptions in 2023 tied the franchise record he set in 2022:

MOST RECEPTIONS IN DOLPHINS HISTORY (SINGLE SEASON)				
PLAYER	YEAR	REC	YDS	TDs
1. TYREEK HILL	2023	119	1,799	13
TYREEK HILL	2022	119	1,710	7
3. Jarvis Landry	2017	112	987	9
4. Jarvis Landry	2015	110	1,157	4
5. Jaylen Waddle	2021	104	1,015	6

- His 215 receiving yards on Sept. 10, 2023 at the L.A. Chargers were 4th-most in Dolphins history:

MOST RECEIVING YARDS IN A GAME BY A DOLPHINS PLAYER				
PLAYER	DATE	OPP.	REC.	YDS
1. Brian Hartline	9/30/12	at Ari.		253
2. Chris Chambers	12/4/05	vs. Buf.		238
3. Mark Duper	11/10/85	vs. NYJ		217
4. TYREEK HILL	9/10/23	AT LAC	215	
5. Irving Fryar	9/4/94	vs. NE		211

- His 1,710 receiving yards in 2022 were 2nd in the league:

MOST RECEIVING YARDS (2022)				
PLAYER	TEAM	REC	YDS	TDs
1. Justin Jefferson	Min.	128	1,809	8
2. TYREEK HILL	MIA.	119	1,710	7
3. Davante Adams	LV	100	1,516	14
4. A.J. Brown	Phi.	88	1,496	11
5. Stefon Diggs	Buf.	108	1,429	11

- His 119 receptions in 2022 were 2nd in the league:

MOST RECEPTIONS (2022)				
PLAYER	TEAM	REC	YDS	TDs
1. Justin Jefferson	Min.	128	1,809	8
2. TYREEK HILL	MIA.	119	1,710	7
3. Travis Kelce	KC	110	1,338	12
4. Stefon Diggs	Buf.	108	1,429	11
5. CeeDee Lamb	Dal.	107	1,359	9
Austin Ekeler	LAC	107	722	5

- His 1,710 receiving yards in 2022 were the most in NFL history for a player in his 1st season with a team.

- His 67 TDs in 6 seasons (2016-21) with the Chiefs rank 4th-most in team history:

MOST TOTAL TDs IN CHIEFS HISTORY						
	PLAYER	YRS	RUSH	REC	RET	TDs
1.	Priest Holmes	2001-07	76	7	0	83
2.	Travis Kelce	2013-23	2	74	1	77
3.	Tony Gonzalez	1997-08	0	76	0	76
4.	TYREEK HILL	2016-21	6	56	5	67
5.	Jamaal Charles	2008-16	43	20	1	64

- His 479 receptions in 6 seasons (2016-21) with the Chiefs rank 4th-most in team history:

MOST RECEPTIONS IN CHIEFS HISTORY					
PLAYER	YEARS	REC	YDS	TDs	
1. Tony Gonzalez	1997-2008	916	10,940	76	
2. Travis Kelce	2013-23	907	11,328	74	
3. Dwayne Bowe	2007-14	532	7,155	44	
4. TYREEK HILL	2016-21	479	6,630	56	
5. Henry Marshall	1976-87	416	6,545	33	

- His 6,630 receiving yards in 6 seasons (2016-21) with the Chiefs rank 5th-most in team history:

MOST RECEIVING YARDS IN CHIEFS HISTORY					
PLAYER	YEARS	REC	YDS	TDs	
1. Travis Kelce	2013-23	907	11,328	74	
2. Tony Gonzalez	1997-2008	916	10,940	76	
3. Otis Taylor	1965-75	410	7,306	57	
4. Dwayne Bowe	2007-14	532	7,155	44	
5. TYREEK HILL	2016-21	479	6,630	56	

- His 56 receiving TDs in 6 seasons (2016-21) with the Chiefs rank 4th-most in team history:

MOST RECEIVING TDs IN CHIEFS HISTORY					
PLAYER	YEARS	REC	YDS	TDs	
1. Tony Gonzalez	1997-2008	916	10,940	76	
2. Travis Kelce	2013-23	907	11,328	74	
3. Otis Taylor	1965-75	410	7,306	57	
4. TYREEK HILL	2016-21	479	6,630	56	
5. Chris Burford	1960-67	391	5,505	55	

- Owns 2 of the 3 best single-season receiving TD totals in Chiefs history:

MOST RECEIVING TDs IN CHIEFS HISTORY (SINGLE SEASON)					
PLAYER	YEAR	REC	YDS	TDs	
1. TYREEK HILL	2020	87	1,276	15	
Dwayne Bowe	2010	72	1,162	15	
3. TYREEK HILL	2018	87	1,479	12	
Chris Burford	1962	45	645	12	
5. Travis Kelce	2022	110	1,338	12	

- His 111 receptions in 2021 were a Chiefs single-season record:

MOST RECEPTIONS IN CHIEFS HISTORY (SINGLE SEASON)					
PLAYER	YEAR	REC	YDS	TDs	
1. TYREEK HILL	2021	111	1,239	9	
2. Travis Kelce	2022	110	1,338	12	
3. Travis Kelce	2020	105	1,416	11	
4. Travis Kelce	2018	103	1,336	10	
5. Tony Gonzalez	2004	102	1,258	7	

- His 269 receiving yards on Nov. 29, 2020 vs. Tampa Bay were the 2nd-most in a single game in Chiefs history and most by any NFL player since Oct. 2, 2016 (Julio Jones).
- His 1,479 receiving yards in 2018 were a Chiefs single-season record:

MOST RECEIVING YARDS IN CHIEFS HISTORY (SINGLE SEASON)					
PLAYER	YEAR	REC	YDS	TDs	
1. TYREEK HILL	2018	87	1,479	12	
2. Travis Kelce	2020	105	1,416	11	
3. Derrick Alexander	2000	78	1,391	10	
4. Carlos Carson	1983	80	1,351	7	
5. Travis Kelce	2022	110	1,338	12	

- Is a 2-time team captain (2022-23).

2023 (MIAMI):

- Started 16 games.
- Inactive for 1 game.
- 119 receptions for 1,799 yards (15.1 avg.) and 13 TDs.
- 6 carries for 15 yards (2.5 avg.).
- 5 miscellaneous tackles.
- Served as a team captain.
- Broke the franchise record for single-season receiving yards, which he had previously set (1,710) in 2022.
- Tied the franchise record for single-season receptions, which he had previously set (119) in 2022.
- His 1,799 receiving yards made him the 1st Dolphins player to ever lead the league in receiving yards in a full season.

AT L.A. CHARGERS (9/10): 11 receptions for 215 yards (19.5 avg.) and 2 TDs.

- His 215 receiving yards were 3rd most by an NFL player in a Week 1 game and 4th most in single-season team history.
- It marked the 10th time in his career (including postseason) he had at least 10+ receptions and 150+ receiving yards in a game.
- Caught a 35-yard TD from QB Tua Tagovailoa in the 3rd quarter.
- Caught the game-winning 4-yard TD from QB Tua Tagovailoa in the 4th quarter.

VS. N.Y. GIANTS (10/8): 8 receptions for 181 yards (22.6 avg.) and 1 TD.

- Caught a 64-yard pass from QB Tua Tagovailoa with 14:06 left in the 2nd quarter.
- Caught a 69-yard TD pass from QB Tua Tagovailoa on Miami's 1st possession of the 3rd quarter.

VS. CAROLINA (10/15): 6 receptions for 163 yards (27.2 avg.) and 1 TD.

- Caught a 41-yard TD pass from QB Tua Tagovailoa to give Miami a 21-14 halftime lead.
- It marked his 12th career game with at least 150 receiving yards and 1 TD, tying WR Calvin Johnson for the 3rd most such games in a player's 1st 8 seasons in NFL history. They trail Pro Football Hall of Fame wide receivers Lance Alworth (16) and Jerry Rice (14).
- Became 1st player in NFL history to record 4 games of 150+ receiving yards in his team's 1st 6 games of a season.

VS. NEW ENGLAND (10/29): 8 receptions for 112 yards (14.0) and 1 TD.

- Caught a 42-yard TD pass from QB Tua Tagovailoa with 0:22 left in the 1st quarter.
- Became the 1st player in the Super Bowl era to surpass 1,000 receiving yards in his team's 1st 8 games.

AT WASHINGTON (12/3): 5 receptions for 157 yards (31.4 avg.) and 2 TDs; 2 carries for -4 yards (-2.0 avg.).

- Caught a 78-yard TD pass from QB Tua Tagovailoa on Miami's 1st drive of the game.
- Caught a 60-yard TD pass from QB Tua Tagovailoa in the 2nd quarter.
- Became the 1st player in NFL history with 150+ receiving yards and 1 TD reception in 5 games in

a season.

AT BALTIMORE (12/31): 6 receptions for 76 yards (12.7 avg.); 1 carry for 0 yards.

- Broke the franchise record for single-season receiving yards he previously set (1,710 in 2022) with a 9-yard reception in the 2nd quarter.
- Became the 1st player in NFL history to have multiple seasons of 1,700+ receiving yards in a career.
- Joined WR Marvin Harrison as the only players in NFL history with 700+ receptions, 10,000+ receiving yards and 75+ TD receptions in his 1st 8 seasons.

POSTSEASON:

AFC WILD CARD AT KANSAS CITY (1/13): 5 receptions for 62 yards (12.4 avg.) and 1 TD.

- Caught a 53-yard TD pass from QB Tua Tagovailoa with 14:01 remaining in the 2nd quarter.
- Became the 4th player in NFL history to top 1,200 receiving yards in his 1st 15 career postseason games, joining WR Jerry Rice (1,306), TE Travis Kelce (1,291) and WR Michael Irvin (1,283).

PRO BOWL:

- Selected to the Pro Bowl for the 8th time in his career and his 5th as a starter.
- His 8-year Pro Bowl selection streak is the 2nd-longest active streak to begin a career behind Aaron Donald (10).

HONORS:

- Unanimous 1st-team All-Pro.
- PFWA All-NFL.
- PFWA All-AFC.
- Recipient of the Dan Marino Team MVP Award.
- AFC Offensive Player of the Month (October).
- No. 7 on the NFL Network Top 100 list.

2022 (MIAMI):

- Started all 17 games.
- 119 receptions for 1,710 yards (14.4 avg.) and 7 TDs.
- 7 carries for 32 yards (4.6 avg.) and 1 TD.
- 2 punt returns for -4 yards (-2.0 avg.).
- 1 miscellaneous fumble return TD.
- 4 miscellaneous tackles.
- Served as a team captain.
- Broke the franchise record for single-season receiving yards, which had stood for nearly 40 years (Mark Clayton, 1,389 yards in 1984).
- Broke the franchise record for single-season receptions, which was held by Jarvis Landry (112) since 2017.
- His 1,710 receiving yards were the most in NFL history for a player in his 1st season with a team.

VS. NEW ENGLAND (9/11): 8 receptions for 94 yards (11.8 avg.); 1 carry for 6 yards.

- His 94 receiving yards were the most by a Dolphins newcomer in a Week 1 game in franchise history.
- It was the most receiving yards by a Dolphins player in Week 1 since Sept. 9, 2018 (Kenny Stills vs. Ten., 106)

AT BALTIMORE (9/18): 11 receptions for 190 yards (17.3 avg.) and 2 TDs.

- Joined WR Jaylen Waddle as the only NFL teammates during the Super Bowl era to total at least 170 receiving yards and 2 receiving TDs in

the same game.

- It was his 4th career game with at least 10 receptions, 150 receiving yards and 2 receiving TDs joining Hall of Fame WR Jerry Rice as the only players in NFL history to accomplish that feat.

- His 190 receiving yards were the most by a Dolphins player in a single game since Sept. 30, 2012 (Brian Hartline, 253).

- Caught a 48-yard TD from QB Tua Tagovailoa in the 4th quarter.

- Caught a 60-yard TD from QB Tua Tagovailoa in the 4th quarter.

AT CINCINNATI (9/29): 10 receptions for 160 yards (16.0 avg.).

- Topped 100 receiving yards for the 24th time in his career.

- It marked the 8th time in his career (including postseason) he had at least 10+ receptions and 150+ receiving yards in a game.

VS. MINNESOTA (10/16): 12 receptions for 177 yards (14.8 avg.).

- Became 1st player in NFL history to have catch 10+ passes and have 150+ receiving yards in 3 of his team's 1st 6 games of a season.

- Set Dolphins record for most receiving yards (701) through 1st 6 games of a season.

AT DETROIT (10/30): 12 receptions for 188 yards (15.7 avg.).

- Topped 160 receiving yards for the 4th time in just 8 games with the Dolphins, moving into 2nd place in team history for most 160+ yard games.

- Joined WR Roy Green (1984) as the only two players in NFL history to have 150+ receiving yards in 4 of his team's 1st 8 games of a season.

AT CHICAGO (11/6): 7 receptions for 143 yards (20.4 avg.) and 1 TD.

- Caught a 3-yard TD pass from QB Tua Tagovailoa in the 2nd quarter.

- Topped 1,000 receiving yards for the season, becoming the 1st Dolphins player to do so in 9 games.

- It was the 5th 1,000-yard season of his career.

AT L.A. CHARGERS (12/11): 4 receptions for 81 yards (20.3 avg.) and 1 TD.

- Caught a 60-yard TD pass from QB Tua Tagovailoa in the 3rd quarter to bring Miami within 3 points.

- Returned an offensive fumble 57 yards for a TD in the 2nd quarter.

- Broke the franchise record for single-season receiving yards (Mark Clayton, 1,389 yards in 1984) with an 11-yard reception in the 1st quarter.

- Also caught his 100th pass of the season in the game, becoming the 3rd player in Dolphins history to record triple-digit receptions in a season.

VS. GREEN BAY (12/25): 4 receptions for 103 yards (25.8 avg.).

- Broke the franchise's single-season receptions record with his final catch of the game, a mark that was held by Jarvis Landry (112) since 2017.

POSTSEASON:

AFC WILD CARD AT BUFFALO (1/15): 7 receptions for 69 yards (9.9 avg.); 2 carries for 5 yards (2.5 avg.); 2-point conversion reception.

- Became the 6th player in NFL history to total 50+ receiving yards in at least 9 consecutive postseason games.

PRO BOWL:

- Selected to the Pro Bowl for the 7th time in his career and his 4th as a starter.
- Became the 2nd WR in NFL history to make the Pro Bowl in each of his 1st 7 seasons (AJ Green).

HONORS:

- 1st-team All-Pro.
- PFWA All-NFL.
- PFWA All-AFC.
- Recipient of the Dan Marino Team MVP Award.
- No. 15 on the NFL Network Top 100 list.

2021 (KANSAS CITY):

- Played in 17 games with 16 starts.
- 111 receptions for 1,239 yards (11.2 avg.) and 9 TDs.
- 9 carries for 96 yards (10.7 avg.).
- His 111 receptions were a Chiefs single-season record.

VS. CLEVELAND (9/12): 11 receptions for 197 yards (17.9 avg.) and 1 TD; 1 carry for 4 yards.

- Caught a 75-yard TD pass from QB Patrick Mahomes to cut Cleveland's lead to 29-27.

AT PHILADELPHIA (10/3): 11 receptions for 186 yards (16.9 avg.) and 3 TDs.

- Caught a 6-yard TD pass from QB Patrick Mahomes in the 2nd quarter to give Kansas City a 14-10 lead.
- Caught a 12-yard TD pass from QB Patrick Mahomes in the 4th quarter to give Kansas City a 35-23 lead.
- Caught a 44-yard TD pass from QB Patrick Mahomes to give Kansas City a 42-23 lead in the 4th quarter.

AT L.A. CHARGERS (12/16): 12 receptions for 148 yards (12.3 avg.) and 1 TD.

- Caught a 1-yard TD pass from QB Patrick Mahomes to tie the game at 21-21 in the 4th quarter.

POSTSEASON:

AFC WILD CARD VS. PITTSBURGH (1/16): 5 receptions for 57 yards (11.4 avg.) and 1 TD; 1 punt return for -8 yards.

- Caught a 31-yard TD pass from QB Patrick Mahomes to give Kansas City a 35-7 lead.

AFC DIVISIONAL VS. BUFFALO (1/23): 11 receptions for 150 yards (13.6 avg.) and 1 TD; 1 carry for -2 yards; 1 punt return for 45 yards.

- Caught a 64-yard TD pass from QB Patrick Mahomes to give Kansas City a 33-29 lead in the 4th quarter.

AFC CHAMPIONSHIP VS. CINCINNATI (1/30): 7 receptions for 78 yards (11.1 avg.) and 1 TD.

- Caught a 10-yard TD pass from QB Patrick Mahomes to give Kansas City a 7-0 lead in the 1st quarter.

PRO BOWL:

- Selected to the Pro Bowl for the 6th time in his career and his 3rd as a starter.
- Became the 2nd WR in NFL history to make the Pro Bowl in each of his 1st 6 seasons (AJ Green).

HONORS:

- No. 15 on the NFL Network Top 100 list.

2020 (KANSAS CITY):

- Started 15 games
- Inactive for 1 game.
- 87 receptions for 1,276 yards (14.7 avg.) and 15 TDs.
- 13 carries for 123 yards (9.5 avg.) and 2 TDs.
- 1 punt return for 0 yards.
- His 15 receiving TDs tied a single-season Chiefs record (Dwayne Bowe, 2010).

VS. CAROLINA (11/8): 9 receptions for 113 yards (12.6 avg.) and 2 TDs; 1 carry for 8 yards.

- Caught a 28-yard TD pass from QB Patrick Mahomes in the 4th quarter to give Kansas City a 26-17 lead.
- Caught a 2-yard TD pass from QB Patrick Mahomes to give Kansas City a 33-24 lead in the 4th quarter.

AT LAS VEGAS (11/22): 11 receptions for 102 yards (9.3 avg.) and 1 TD; 2 carries for -2 yards (-1.0 avg.).

- Caught a 3-yard TD pass from QB Patrick Mahomes to tie the game at 7-7 in the 1st quarter.

AT TAMPA BAY (11/29): 13 receptions for 269 yards (20.7 avg.) and 3 TDs.

- His 269 receiving yards were the most receiving yards in an NFL game since WR Julio Jones had 300 on Oct. 2, 2016 vs. Carolina, and the 2nd-most in a single game in Chiefs history (Stephone Paige, 309, 12/22/85).
- His 203 receiving yards in the 1st quarter made him the 3rd NFL player since 1980 with at least 200 receiving yards in a single quarter and 2nd-most in a 1st quarter (Lee Evans, 205, 11/19/06).
- Caught a 75-yard TD pass from QB Patrick Mahomes to give Kansas City a 10-0 lead in the 1st quarter.
- Caught a 44-yard TD pass from QB Patrick Mahomes to extend Kansas City's lead to 17-0 in the 1st quarter.
- Caught a 20-yard TD pass from QB Patrick Mahomes in the 3rd quarter to give Kansas City a 27-10 lead.

POSTSEASON:

AFC DIVISIONAL VS. CLEVELAND (1/17): 8 receptions for 110 yards (13.8 avg.); 3 carries for 9 yards (3.0 avg.).

AFC CHAMPIONSHIP VS. BUFFALO (1/24): 9 receptions for 172 yards (19.1 avg.).

SUPER BOWL LV VS. TAMPA BAY (2/7): 7 receptions for 73 yards (10.4 avg.); 1 carry for 5 yards; 1 punt return for 0 yards.

PRO BOWL:

- Selected to the Pro Bowl for the 5th time in his career and his 2nd as a starter.

HONORS:

- 1st-team All-Pro.
- AFC Offensive Player of the Week (at Tampa Bay, 11/29).
- PFWA All-AFC.
- No. 22 on the NFL Network Top 100 list.

2019 (KANSAS CITY):

- Started 12 games.
- Inactive for 4 games.
- 58 receptions for 860 yards (14.8 avg.) and 7 TDs.

- 8 carries for 23 yards (2.9 avg.).
- 1 punt return for 0 yards.

VS. HOUSTON (10/13): 5 receptions for 80 yards (16.0 avg.) and 2 TDs.

- Caught a 46-yard TD pass from QB Patrick Mahomes to give Kansas City a 7-0 lead in the 1st quarter.
- Caught a 6-yard pass from QB Patrick Mahomes in the 3rd quarter to give Kansas City a 24-23 lead.

VS. MINNESOTA (11/3): 6 receptions for 140 yards (23.3 avg.) and 1 TD; 1 carry for 5 yards.

- Caught a 40-yard TD pass from QB Patrick Mahomes in the 1st quarter to give Kansas City a 7-0 lead.

AT TENNESSEE (11/10): 11 receptions for 157 yards (14.3 avg.) and 1 TD; 1 carry for 3 yards.

- Caught an 11-yard TD pass from QB Patrick Mahomes to give Kansas City a 20-13 lead in the 3rd quarter.

VS. DENVER (12/15): 5 receptions for 67 yards (13.4 avg.) and 2 TDs; 1 carry for 1 yard.

- Caught a 41-yard TD pass from QB Patrick Mahomes to give Kansas City a 7-0 lead in the 1st quarter.
- Caught a 5-yard TD pass from QB Patrick Mahomes in the 3rd quarter to give Kansas City a 22-3 lead.

POSTSEASON:

AFC DIVISIONAL VS. HOUSTON (1/12): 3 receptions for 41 yards (13.7 avg.); 1 carry for 4 yards; 1 punt return for 0 yards.

AFC CHAMPIONSHIP VS. TENNESSEE (1/19): 5 receptions for 67 yards (13.4 avg.) and 2 TDs; 1 carry for 7 yards; 1 kickoff return for 19 yards.

- Caught an 8-yard TD pass from QB Patrick Mahomes to cut Tennessee's lead to 10-7 in the 1st quarter.
- Caught a 20-yard TD pass from QB Patrick Mahomes to cut Tennessee's lead to 17-14 in the 2nd quarter.

SUPER BOWL LIV VS. SAN FRANCISCO (2/2): 9 receptions for 105 yards (11.7 avg.).

PRO BOWL:

- Selected to the Pro Bowl for the 4th time in his career.

HONORS:

- No. 19 on the NFL Network Top 100 list.

2018 (KANSAS CITY):

- Started all 16 games.
- 87 receptions for 1,479 yards (17.0 avg.) and 12 TDs.
- 22 carries for 151 yards (6.9 avg.) and 1 TD.
- 20 punt returns for 213 yards (10.7 avg.) and 1 TD.
- His 1,479 receiving yards were a Chiefs single-season record.
- His 12 receiving TDs were tied for 2nd-most in a single season in Chiefs history at the time.

AT L.A. CHARGERS (9/9): 7 receptions for 169 yards (24.1 avg.) and 2 TDs; 2 carries for 4 yards (2.0 avg.); 2 punt returns for 95 yards (47.5 avg.) and 1 TD.

- Returned a punt 91 yards for a TD in the 1st quarter to give Kansas City a 7-0 lead.

- Caught a 58-yard TD pass from QB Patrick Mahomes in the 1st quarter to give Kansas City a 14-3 lead.

- Caught a 1-yard TD pass from QB Patrick Mahomes to give Kansas City a 38-20 lead in the 4th quarter.

AT NEW ENGLAND (10/14): 7 receptions for 142 yards (20.3 avg.) and 3 TDs.

- Caught a 14-yard TD pass from QB Patrick Mahomes in the 3rd quarter to cut New England's lead to 27-15.

- Scored on a 1-yard TD pass from QB Patrick Mahomes to give Kansas City a 33-30 advantage.

- Caught a 75-yard TD pass from QB Patrick Mahomes to tie the game at 40-40 in the 4th quarter.

VS. ARIZONA (11/11): 7 receptions for 117 yards (16.7 avg.) and 2 TDs; 1 carry for 20 yards; 2 punt returns for 0 yards (0.0 avg.).

- Caught a 37-yard TD pass from QB Patrick Mahomes on Kansas City's opening possession.

- Caught a 14-yard TD pass from QB Patrick Mahomes to give Kansas City a 20-7 lead in the 2nd quarter.

POSTSEASON:

AFC DIVISIONAL VS. INDIANAPOLIS (1/12): 8 receptions for 72 yards (9.0 avg.); 1 carry for 36 yards and 1 TD; 5 punt returns for 6 yards (1.2 avg.).

- Scored on a 36-yard TD run to give Kansas City a 14-0 lead in the 1st quarter.

AFC CHAMPIONSHIP VS. NEW ENGLAND (1/20): 1 reception for 42 yards; 1 punt return for -11 yards.

PRO BOWL:

- Selected to start in the Pro Bowl for the 1st time in his career and his 3rd overall Pro Bowl selection.

HONORS:

- 1st-team All-Pro.
- No. 40 on the NFL Network Top 100 list.

2017 (KANSAS CITY):

- Played in 15 games with 13 starts.
- Inactive for 1 game.
- 75 receptions for 1,183 yards (15.8 avg.) and 7 TDs.
- 17 carries for 59 yards (3.5 avg.).
- 25 punt returns for 204 yards (8.2 avg.) and 1 TD.

AT NEW ENGLAND (9/7): 7 receptions for 133 yards (19.0 avg.) and 1 TD; 2 carries for 5 yards (2.5 avg.); 2 punt returns for 7 yards (3.5 avg.).

- Caught a 75-yard TD pass from QB Alex Smith in the 3rd quarter to give Kansas City a 21-17 lead.

AT HOUSTON (10/8): 4 receptions for 68 yards (17.0 avg.); 2 punt returns for 75 yards (37.5 avg.) and 1 TD.

- Scored on an 82-yard punt return to give Kansas City a 39-20 lead in the 4th quarter.

AT OAKLAND (10/19): 6 receptions for 125 yards (20.8 avg.) and 1 TD; 2 carries for 7 yards (3.5 avg.); 2 punt returns for 13 yards (6.5 avg.).

- Caught a 64-yard TD pass from QB Alex Smith to give Kansas City a 17-14 lead in the 2nd quarter.

AT N.Y. JETS (12/3): 4 receptions for 185 yards (30.8 avg.) and 2 TDs; 1 punt return for 24 yards.

- Caught a 79-yard TD pass from QB Alex Smith to tie the game at 24-24 in the 3rd quarter.
- Caught a 40-yard TD pass from QB Alex Smith to give Kansas City a 31-30 lead in the 4th quarter.

POSTSEASON:

AFC WILD CARD VS. TENNESSEE (1/6): 7 receptions for 87 yards (12.4 avg.); 1 carry for 14 yards; 1 kickoff return for 17 yards; 2 punt returns for 8 yards (4.0 avg.).

PRO BOWL:

- Selected to the Pro Bowl as a return specialist for the 2nd time in his career.

HONORS:

- No. 36 on the NFL Network Top 100 list.

2016 (KANSAS CITY):

- Played in all 16 games with 1 start.
- 61 receptions for 593 yards (9.7 avg.) and 6 TDs.
- 24 carries for 267 yards (11.1 avg.) and 3 TDs.
- 14 kickoff returns for 384 yards (27.4 avg.) and 1 TD.
- 39 punt returns for 592 yards (15.2 avg.) and 2 TDs.

VS. SAN DIEGO (9/11): 1 reception for 9 yards and 1 TD; 3 punt returns for 35 yards (11.7 avg.).

- Caught a 9-yard TD pass from QB Alex Smith in the 3rd quarter.
- It was his first NFL reception and TD.
- Made his NFL debut.

AT DENVER (11/27): 9 receptions for 52 yards (5.8 avg.) and 1 TD; 1 carry for 3 yards and 1 TD; 1 kickoff return for 86 yards and 1 TD; 2 punt returns for 28 yards (14.0 avg.).

- Returned a kickoff 86 yards for a TD to give Kansas City a 9-0 lead in the 2nd quarter.
- Scored on a 3-yard TD run in the 3rd quarter to give Kansas City a 16-10 lead.
- Caught a 2-yard TD pass from QB Alex Smith to tie the game at 24-24 with 15 seconds left in the 4th quarter.
- He became the first player to record a rushing touchdown, receiving touchdown and a kick return touchdown in a single game since Chicago's Gale Sayers did so against Minnesota on Oct. 17, 1965.

VS. OAKLAND (12/8): 6 receptions for 66 yards (11.0 avg.) and 1 TD; 1 carry for 2 yards; 1 kickoff return for 25 yards; 6 punt returns for 99 yards (16.5 avg.) and 1 TD.

- Caught a 36-yard TD pass from QB Alex Smith in the 2nd quarter to give Kansas City a 7-3 lead.
- Returned a punt for a 78-yard TD to give Kansas City a 21-3 lead in the 2nd quarter.

AT SAN DIEGO (1/1): 5 receptions for 46 yards (9.2 avg.); 3 carries for 15 yards (5.0 avg.); 1 punt return for 95 yards and 1 TD.

- Returned a punt 95 yards for a TD to give Kansas City a 34-17 lead in the 3rd quarter.

POSTSEASON:

AFC DIVISIONAL VS. PITTSBURGH (1/15): 4 receptions for 27 yards (6.8 avg.); 3 carries for 18 yards (6.0 avg.); 4 kickoff returns for 72 yards (18.0 avg.).

PRO BOWL:

- Selected to the Pro Bowl as a return specialist for the 1st time in his career.

HONORS:

- 1st-team All-Pro.
- PFWA All-NFL.
- PFWA All-AFC.
- PFWA All-Rookie.
- Pepsi NFL Rookie of the Week (at San Diego, 1/1).
- AFC Special Teams Player of the Week (at San Diego, 1/1).
- AFC Special Teams Player of the Month (December)
- AFC Special Teams Player of the Week (vs. Oakland, 12/8).
- AFC Offensive Player of the Week (at Denver, 11/27).

BEFORE THE NFL

COLLEGE (WEST ALABAMA):

- 1-year starter (2015).
- Transferred to West Alabama from Oklahoma State following his junior season (2014).
- Transferred to Oklahoma State from Garden City Community College following his sophomore season (2013).

CAREER (AT WEST ALABAMA): Played in 11 games; 27 receptions for 444 yards (16.4 avg.) and 3 TDs; 25 carries for 237 yards (9.5 avg.) and 1 TD; 20 kickoff returns for 487 yards (24.4 avg.) and 2 TDs.; 20 punt returns for 257 yards (12.9 avg.) and 2 TDs.

SENIOR (2015 AT WEST ALABAMA): Played in 11 games; 27 receptions for 444 yards (16.4 avg.) and 3 TDs; 25 carries for 237 yards (9.5 avg.) and 1 TD; 20 kickoff returns for 487 yards (24.4 avg.) and 2 TDs.; 20 punt returns for 257 yards (12.9 avg.) and 2 TDs.

JUNIOR (2014 AT OKLAHOMA STATE): Played in 12 games; 31 receptions for 281 yards (9.1 avg.) and 1 TD; 102 carries for 534 yards (5.2 avg.) and 1 TD; 30 kickoff returns for 740 yards (24.7 avg.) and 2 TDs; 27 punt returns for 256 yards (9.5 avg.) and 1 TD.

- Big-12 Newcomer of the Year.
- 2nd-team All-Big 12 returner.
- Also competed in track and field and was an Indoor All-American in the 200-meter dash.

SOPHOMORE (2013 AT GARDEN CITY): 32 receptions for 532 yards (16.6 avg.) and 6 TDs; 101 carries for 659 yards (6.5 avg.) and 5 TDs.

- Also competed in track and field.

TRUE FRESHMAN (2012 AT GARDEN CITY): 34 receptions for 661 yards (19.4 avg.) and 5 TDs; 59 carries for 295 yards (5.0 avg.) and 2 TDs.

HIGH SCHOOL (COFFEE HS – DOUGLAS, GA.)

- Also competed in track and field and was a state champion sprinter and long jumper.

OFF THE FIELD

COMMUNITY:

- Established the Tyreek Hill Family Foundation to empower at-risk youth through education and wellness initiatives including scholarships, mentorship programs and football events.

2023:

- Provided holiday gifts for children with the North Miami Beach Police Athletic League, surprising them with holiday cheer at Hard Rock Stadium.

2022:

- Hosted his 2nd annual Tyreek Hill Family Foundation Gala to support mental health by benefitting the Intensive Outpatient Program (IOP) at Nicklaus Children's Hospital in Miami.

TYREEK HILL'S NFL REGULAR SEASON STATS

YEAR	TEAM	GP	GS	RECEIVING				RUSHING			
				REC	YDS	AVG	LG	TD	ATT	YDS	AVG
2016	KANSAS CITY	16	1	61	593	9.7	49	6	24	267	11.1
2017	KANSAS CITY	15	13	75	1183	15.8	79t	7	17	59	3.5
2018	KANSAS CITY	16	16	87	1479	17.0	75t	12	22	151	6.9
2019	KANSAS CITY	12	12	58	860	14.8	57t	7	8	23	2.9
2020	KANSAS CITY	15	15	87	1276	14.7	75t	15	13	123	9.5
2021	KANSAS CITY	17	16	111	1239	11.2	75t	9	9	96	10.7
2022	MIAMI	17	17	119	1710	14.4	64	7	7	32	4.6
2023	MIAMI	16	16	119	1799	15.1	78t	13	6	15	2.5
NFL TOTALS		124	106	717	10139	14.1	79t	76	106	766	7.2

TYREEK HILL'S NFL REGULAR SEASON RETURNING STATS

YEAR	TEAM	KICKOFF RETURN					PUNT RETURN				
		KR	YDS	AVG	LG	TD	PR	FC	YDS	AVG	LG
2016	KANSAS CITY	14	384	27.4	86t	1	39	8	592	15.2	95t
2017	KANSAS CITY	0	0	0.0	-	0	25	9	204	8.2	82t
2018	KANSAS CITY	0	0	0.0	-	0	20	3	213	10.7	91t
2019	KANSAS CITY	0	0	0.0	-	0	1	0	0	0.0	0
2020	KANSAS CITY	0	0	0.0	-	0	1	1	0	0.0	0
2021	KANSAS CITY	0	0	0.0	-	0	0	0	0	0.0	-
2022	MIAMI	0	0	0.0	-	0	2	2	-4	-2.0	-2
2023	MIAMI	0	0	0.0	-	0	0	0	0	0.0	-
NFL TOTALS		14	384	27.4	86t	1	88	23	1005	11.4	95t

TYREEK HILL'S NFL PLAYOFF STATS

YEAR	TEAM	GP	GS	RECEIVING				RUSHING			
				REC	YDS	AVG	LG	TD	ATT	YDS	AVG
2016	KANSAS CITY	1	0	4	27	6.8	9	0	3	18	6.0
2017	KANSAS CITY	1	1	7	87	12.4	45	0	1	14	14.0
2018	KANSAS CITY	2	2	9	114	12.7	42	0	1	36	36.0
2019	KANSAS CITY	3	3	17	213	12.5	44	2	2	11	5.5
2020	KANSAS CITY	3	3	24	355	14.8	71	0	4	14	3.5
2021	KANSAS CITY	3	3	23	285	12.4	64t	3	1	-2	-2.0
2022	MIAMI	1	1	7	69	9.9	19	0	2	5	2.5
2023	MIAMI	1	1	5	62	12.4	53t	1	0	0	0.0
PLAYOFF TOTALS		15	14	96	1212	12.6	71	6	14	96	6.9

TYREEK HILL'S NFL PLAYOFF RETURNING STATS

YEAR	TEAM	KICKOFF RETURN					PUNT RETURN				
		KR	YDS	AVG	LG	TD	PR	FC	YDS	AVG	LG
2016	KANSAS CITY	4	72	18.0	21	0	0	0	0	0.0	-
2017	KANSAS CITY	1	17	17.0	17	0	2	0	8	4.0	8
2018	KANSAS CITY	0	0	0.0	-	0	6	2	-5	-0.8	4
2019	KANSAS CITY	1	19	19.0	19	0	1	1	0	0.0	0
2020	KANSAS CITY	0	0	0.0	-	0	1	0	0	0.0	0
2021	KANSAS CITY	0	0	0.0	-	0	2	0	37	18.5	45
2022	MIAMI	0	0	0.0	-	0	0	0	0	0.0	-
2023	MIAMI	0	0	0.0	-	0	0	0	0	0.0	-
PLAYOFF TOTALS		6	108	18.0	21	0	12	3	40	3.3	45

ADDITIONAL STATS

Special Teams Tackles: (Kansas City) 6 in 2016.
Miscellaneous Tackles: (Kansas City) 1 in 2016, 1 in 2017, 1 in 2018, 1 in 2019, 1 in 2020, 2 in 2021, (Miami) 4 in 2022, 5 in 2023 for total of 16 (P-4).
Miscellaneous Fumble Recoveries: (Kansas City) 2 in 2016, 2 in 2017, 2 in 2018, 1 in 2021, (Miami) 1 in 2022 for total of 8.
Miscellaneous Touchdowns: (Miami) 57-yard fumble return at L.A. Chargers (12/11/22).
2-Point Conversions: (P-1).

SINGLE-GAME CAREER HIGHS

Receptions: 13 at Tampa Bay, 11/29/20
Receiving Yards: 269 at Tampa Bay, 11/29/20
Longest Reception: 79t at N.Y. Jets, 12/3/17
Receiving TDs: 3 3 times, last: at Philadelphia, 10/3/21
Rushes: 6 vs. Denver, 12/25/16
Rushing Yards: 95 vs. Denver, 12/25/16
Longest Rush: 70t vs. Denver, 12/25/16
Rushing TDs: 1 7 times, last: at Miami, 12/13/20
Kickoff Returns: 4 vs. Pittsburgh, 1/15/17*
Kickoff Return Yards: 86 at Denver, 11/27/16
Longest Kickoff Return: 86t vs. Denver, 12/25/16
Kickoff Return TDs: 1 vs. Denver, 12/25/16
Punt Returns: 6 vs. Oakland, 12/8/16
Punt Return Yards: 99 vs. Oakland, 12/8/16
Longest Punt Return: 95t at San Diego, 1/11/17
Punt Return TDs: 1 4 times, last: at L.A. Chargers, 9/9/18

* AFC Divisional game

100-YARD RECEIVING GAMES (37)

DATE	OPPONENT	REC	YDS	AVG	LG	TD
9/7/17	at New England	7	133	19.0	75t	1
10/19/17	at Oakland	6	125	20.8	64t	1
12/3/17	at N.Y. Jets	6	185	30.8	79t	2
12/24/17	MIAMI	6	109	18.2	52	0
9/9/18	at L.A. Chargers	7	169	24.1	58t	2
10/14/18	at New England	7	142	20.3	75t	3
11/11/18	ARIZONA	7	117	16.7	38	2
11/19/18	at L.A. Rams	10	215	21.5	73t	2
12/9/18	BALTIMORE	8	139	17.4	48	0
12/30/18	OAKLAND	5	101	20.2	67t	1
11/3/19	MINNESOTA	6	140	23.3	41	1
11/10/19	at Tennessee	11	157	14.3	39	1
2/2/20	SAN FRANCISCO*	9	105	11.7	44	0
11/8/20	CAROLINA	9	113	12.6	28t	2
11/22/20	at Las Vegas	11	102	9.3	15	1
11/29/20	at Tampa Bay	13	269	20.7	75t	3
1/17/21	CLEVELAND***	8	110	13.8	26	0
1/24/21	BUFFALO**	9	172	19.1	71	0
9/12/21	CLEVELAND	11	197	17.9	75t	1
10/3/21	at Philadelphia	11	186	16.9	44t	3
12/16/21	at L.A. Chargers	12	148	12.3	40	1
1/23/22	BUFFALO***	11	150	13.6	64t	1
9/18/22	at Baltimore	11	190	17.3	60	2
9/29/22	at Cincinnati	10	160	16.0	64	0
10/16/22	MINNESOTA	12	177	14.8	28	0
10/30/22	at Detroit	12	188	15.7	42	0
11/6/22	at Chicago	7	143	20.4	39	1
12/4/22	at San Francisco	9	146	16.2	45t	1
12/25/22	GREEN BAY	4	103	25.8	52	0
9/10/23	at L.A. Chargers	11	215	19.5	47	2
9/24/23	DENVER	9	157	17.4	54t	1
10/8/23	N.Y. GIANTS	8	181	22.6	69t	1
10/15/23	CAROLINA	6	163	27.2	47	1
10/29/23	NEW ENGLAND	8	112	14.0	42t	1
11/19/23	LAS VEGAS	10	146	14.6	38t	1
11/24/23	at N.Y. Jets	9	102	11.3	35	1
12/3/23	at Washington	5	157	31.7	78t	1

* Super Bowl LIV

** AFC Championship

*** AFC Divisional game

2016 GAME-BY-GAME STATS (KANSAS CITY)

DATE	OPPONENT	P/S	REC	YDS	AVG	LG	TD
09/11	SAN DIEGO	1/0	1	9	9.0	9t	1
09/18	at Houston	1/0	2	8	4.0	5	0
09/25	N.Y. JETS	1/0	3	26	8.7	13	0
10/02	at Pittsburgh	1/0	5	24	4.8	10t	1
10/16	at Oakland	1/0	2	20	10.0	12	0
10/23	NEW ORLEANS	1/0	1	38	38.0	38t	1
10/30	at Indianapolis	1/0	5	98	19.6	49	1
11/06	JACKSONVILLE	1/0	3	11	3.7	5	0
11/13	at Carolina	1/0	10	89	8.9	27	0
11/20	TAMPA BAY	1/0	4	53	13.3	42	0
11/27	at Denver	1/0	9	52	5.8	11	1
12/04	at Atlanta	1/1	5	53	10.6	25	0
12/08	OAKLAND	1/0	6	66	11.0	36t	1
12/18	TENNESSEE	1/0	0	0	0.0	-	0
12/25	DENVER	1/0	0	0	0.0	-	0
01/01	at San Diego	1/0	5	46	9.2	20	0
2016 TOTALS		16/1	61	593	9.7	9t	6

DATE	OPPONENT	P/S	REC	YDS	AVG	LG	TD
01/15	PITTSBURGH*	1/0	4	27	6.8	9	0

* AFC Divisional game

2017 GAME-BY-GAME STATS (KANSAS CITY)

DATE	OPPONENT	P/S	REC	YDS	AVG	LG	TD
09/07	at New England	1/0	7	133	19.0	75t	1
09/17	PHILADELPHIA	1/1	4	43	10.8	18	0
09/24	at L.A. Chargers	1/1	5	77	15.4	30t	1
10/02	WASHINGTON	1/1	5	35	7.0	12	0
10/08	at Houston	1/1	4	68	17.0	38	0
10/15	PITTSBURGH	1/1	5	34	6.8	10	0
10/19	at Oakland	1/0	6	125	20.8	64t	1
10/30	DENVER	1/1	2	38	19.0	25	0
11/05	at Dallas	1/1	2	64	32.0	56t	1
11/19	at N.Y. Giants	1/1	7	68	9.7	38	0
11/26	BUFFALO	1/1	7	41	5.9	11	0
12/03	at N.Y. Jets	1/1	6	185	30.8	79t	2
12/10	OAKLAND	1/1	4	75	18.8	44	0
12/16	L.A. CHARGERS	1/1	5	88	17.6	64t	1
12/24	MIAMI	1/1	6	109	18.2	52	0
12/31	at Denver						
2017 TOTALS			15/13	75	1183	15.8	79t 7

DATE	OPPONENT	P/S	REC	YDS	AVG	LG	TD
01/06	TENNESSEE*	1/1	7	87	12.4	45	0

* AFC Wild Card game

2018 GAME-BY-GAME STATS (KANSAS CITY)

DATE	OPPONENT	P/S	REC	YDS	AVG	LG	TD
09/09	at L.A. Chargers	1/1	7	169	24.1	58t	2
09/16	at Pittsburgh	1/1	5	90	18.0	36	1
09/23	SAN FRANCISCO	1/1	2	51	25.5	42	0
10/01	at Denver	1/1	9	54	6.0	15	0
10/07	JACKSONVILLE	1/1	4	61	15.3	36	0
10/14	at New England	1/1	7	142	20.3	75t	3
10/21	CINCINNATI	1/1	7	68	9.7	27	1
10/28	DENVER	1/1	3	70	23.3	40	0
11/04	at Cleveland	1/1	4	69	17.3	40	0
11/11	ARIZONA	1/1	7	117	16.7	38	2
11/19	at L.A. Rams	1/1	10	215	21.5	73t	2
12/02	at Oakland	1/1	1	13	13.0	13	0
12/09	BALTIMORE	1/1	8	139	17.4	48	0
12/13	L.A. CHARGERS	1/1	4	46	11.5	33	0
12/23	at Seattle	1/1	4	74	18.5	32	0
12/30	OAKLAND	1/1	5	101	20.2	67t	1
2018 TOTALS			16/16	87	1479	17.0	75t 12

DATE	OPPONENT	P/S	REC	YDS	AVG	LG	TD
01/12	INDIANAPOLIS*	1/1	8	72	9.0	17	0
01/20	NEW ENGLAND**	1/1	1	42	42.0	42	0
PLAYOFF TOTALS			2/2	9	114	12.7	42 0

* AFC Divisional game

** AFC Championship

2019 GAME-BY-GAME STATS (KANSAS CITY)

DATE	OPPONENT	P/S	REC	YDS	AVG	LG	TD
09/08	at Jacksonville	1/1	2	16	8.0	8	0
09/15	at Oakland						
09/22	BALTIMORE						
09/29	at Detroit						
10/06	INDIANAPOLIS						
10/13	HOUSTON	1/1	5	80	16.0	46t	2
10/17	at Denver	1/1	3	74	24.7	57t	1
10/27	GREEN BAY	1/1	6	76	12.7	21	0
11/03	MINNESOTA	1/1	6	140	23.3	41	1
11/10	at Tennessee	1/1	11	157	14.3	39	1
11/18	at L.A. Chargers	1/1	0	0	0.0	-	0
12/01	OAKLAND	1/1	5	55	11.0	17	0
12/08	at New England	1/1	6	62	10.3	21	0
12/15	DENVER	1/1	5	67	13.4	41t	2
12/22	at Chicago	1/1	5	72	14.4	19	0
12/29	L.A. CHARGERS	1/1	4	61	15.3	47	0
2019 TOTALS			12/12	58	860	14.8	57t 7

DATE	OPPONENT	P/S	REC	YDS	AVG	LG	TD
01/12	HOUSTON*	1/1	3	41	13.7	20	0
01/19	TENNESSEE**	1/1	5	67	13.4	26	2
02/02	SAN FRANCISCO***	1/1	9	105	11.7	44	0
PLAYOFF TOTALS			3/3	17	213	12.5	44 2

* AFC Divisional game

** AFC Championship

*** Super Bowl LIV

2020 GAME-BY-GAME STATS (KANSAS CITY)

DATE	OPPONENT	P/S	REC	YDS	AVG	LG	TD
09/10	HOUSTON	1/1	5	46	9.2	15	1
09/20	at L.A. Chargers	1/1	5	99	19.8	54t	1
09/28	at Baltimore	1/1	5	77	15.4	33	1
10/05	NEW ENGLAND	1/1	4	64	16.0	22	1
10/11	LAS VEGAS	1/1	3	78	26.0	37	0
10/19	at Buffalo	1/1	3	20	6.7	8	0
10/25	at Denver	1/1	6	55	9.2	15	1
11/01	N.Y. JETS	1/1	4	98	24.5	41t	2
11/08	CAROLINA	1/1	9	113	12.6	28t	2
11/22	at Las Vegas	1/1	11	102	9.3	15	1
11/29	at Tampa Bay	1/1	13	269	20.7	75t	3
12/06	DENVER	1/1	6	58	9.7	30	0
12/13	at Miami	1/1	3	79	26.3	44t	1
12/20	at New Orleans	1/1	6	53	8.8	19	1
12/27	ATLANTA	1/1	4	65	16.3	31	0
01/03	L.A. CHARGERS						
2020 TOTALS			15/15	87	1276	14.7	75t 15

DATE	OPPONENT	P/S	REC	YDS	AVG	LG	TD
01/17	CLEVELAND*	1/1	8	110	13.8	26	0
01/24	BUFFALO**	1/1	9	172	19.1	71	0
02/07	at Tampa Bay***	1/1	7	73	10.4	23	0
PLAYOFF TOTALS			3/3	24	355	14.8	71 0

* AFC Divisional game

** AFC Championship

*** Super Bowl LV

2021 GAME-BY-GAME STATS (KANSAS CITY)

DATE	OPPONENT	P/S	REC	YDS	AVG	LG	TD
09/12	CLEVELAND	1/1	11	197	17.9	75t	1
09/19	at Baltimore	1/1	3	14	4.7	7	0
09/26	L.A. CHARGERS	1/1	5	56	11.2	18	0
10/03	at Philadelphia	1/1	11	186	16.9	44t	3
10/10	BUFFALO	1/1	7	63	9.0	17	0
10/17	at Washington	1/1	9	76	8.4	19	1
10/24	at Tennessee	1/1	6	49	8.2	17	0
11/01	N.Y. GIANTS	1/1	12	94	7.8	15	1
11/07	GREEN BAY	1/1	4	37	9.3	13	0
11/14	at Las Vegas	1/1	7	83	11.9	32	2
11/21	DALLAS	1/1	9	77	8.6	23	0
12/05	DENVER	1/1	2	22	11.0	13	0
12/12	LAS VEGAS	1/1	4	76	19.0	38	0
12/16	at L.A. Chargers	1/1	12	148	12.3	40	1
12/26	PITTSBURGH	1/1	2	19	9.5	10	0
01/02	at Cincinnati	1/1	6	40	6.7	17	0
01/08	at Denver	1/0	1	2	2.0	2	0
2021 TOTALS		17/16	111	1239	11.2	75t	9

DATE	OPPONENT	P/S	REC	YDS	AVG	LG	TD
01/16	PITTSBURGH*	1/1	5	57	11.4	31t	1
01/23	BUFFALO**	1/1	11	150	13.6	64t	1
01/30	CINCINNATI***	1/1	7	78	11.1	33	1
PLAYOFF TOTALS		3/3	23	285	12.4	64t	3

* AFC Wild Card game
** AFC Divisional game
*** AFC Championship

2023 GAME-BY-GAME STATS (MIAMI)

DATE	OPPONENT	P/S	REC	YDS	AVG	LG	TD
09/10	at L.A. Chargers	1/1	11	215	19.5	47	2
09/17	at New England	1/1	5	40	8.0	15	1
09/24	DENVER	1/1	9	157	17.4	54t	1
10/01	at Buffalo	1/1	3	58	19.3	20	0
10/08	N.Y. GIANTS	1/1	8	181	22.6	69t	1
10/15	CAROLINA	1/1	6	163	27.2	47	1
10/22	at Philadelphia	1/1	11	88	8.0	27t	1
10/29	NEW ENGLAND	1/1	8	112	14.0	42t	1
11/05	at Kansas City	1/1	8	62	7.8	19	0
11/19	LAS VEGAS	1/1	10	146	14.6	38t	1
11/24	at N.Y. Jets	1/1	9	102	11.3	35	1
12/03	at Washington	1/1	5	157	31.4	78t	2
12/11	TENNESSEE	1/1	4	61	15.3	25	0
12/17	N.Y. JETS		INACTIVE				
12/24	DALLAS	1/1	9	99	11.0	20	0
12/31	at Baltimore	1/1	6	76	12.7	25	0
01/07	BUFFALO	1/1	7	82	11.7	23	1
2023 TOTALS		16/16	119	1799	15.1	78t	13

DATE	OPPONENT	P/S	REC	YDS	AVG	LG	TD
01/13	at Kansas City*	1/1	5	62	12.4	53t	1

* AFC Wild Card game

2022 GAME-BY-GAME STATS (MIAMI)

DATE	OPPONENT	P/S	REC	YDS	AVG	LG	TD
09/11	NEW ENGLAND	1/1	8	94	11.8	26	0
09/18	at Baltimore	1/1	11	190	17.3	60t	2
09/25	BUFFALO	1/1	2	33	16.5	22	0
09/29	at Cincinnati	1/1	10	160	16.0	64	0
10/09	at N.Y. Jets	1/1	7	47	6.7	13	0
10/16	MINNESOTA	1/1	12	177	14.8	28	0
10/23	PITTSBURGH	1/1	7	72	10.3	21	0
10/30	at Detroit	1/1	12	188	15.7	42	0
11/06	at Chicago	1/1	7	143	20.4	39	1
11/13	CLEVELAND	1/1	5	44	8.8	20	1
11/27	HOUSTON	1/1	6	85	14.2	29	0
12/04	at San Francisco	1/1	9	146	16.2	45t	1
12/11	at L.A. Chargers	1/1	4	81	20.3	60t	1
12/17	at Buffalo	1/1	9	69	7.7	20t	1
12/25	GREEN BAY	1/1	4	103	25.8	52	0
01/01	at New England	1/1	4	55	13.8	19	0
01/08	N.Y. JETS	1/1	2	23	11.5	15	0
2022 TOTALS		17/17	119	1710	14.4	64	7

DATE	OPPONENT	P/S	ATT	YDS	AVG	LG	TD
01/15	at Buffalo*	1/1	7	69	9.9	19	0

* AFC Wild Card game