

4





THOMAS MORSTEAD

PUNTER // 6-4 // 225 // SMU '09

ACQUIRED: UFA, '22 (ATL.)

HOMETOWN: PEARLAND, TEXAS. // BORN: 3/8/86

NFL: 14TH SEASON // DOLPHINS: FIRST SEASON





2014, 2015, 2016, 2017, 2018, 2019, 2020

NFL CAREER

TRANSACTIONS:

- Signed by Miami as an unrestricted free agent from Atlanta on April 8, 2022.
- Signed by Atlanta on Nov. 24, 2021.
- Released by the N.Y. Jets on Nov. 8, 2021.
- Signed by the N.Y. Jets on Sept. 15, 2021.
- Released by New Orleans on March 4, 2021.
- 5th-round pick (164th overall) by New Orleans in the 2009 NFL Draft.

CAREER HONORS:

- NFC Special Teams Player of the Month (December 2021).
- NFC Special Teams Player of the Week (at Jacksonville, 11/28/21).
- NFC Special Teams Player of the Week (vs. Tampa Bay, 9/13/20).
- NFC Special Teams Player of the Week (at Jacksonville, 10/13/19).
- NFC Special Teams Player of the Month (September 2019).
- NFC Special Teams Player of the Week (at Seattle, 9/22/19).
- 2018 PFF Special Teams Player of the Year.
- 2014 Walter Payton Man of the Year nominee.
- 2012 Pro Bowl selection.
- 2012 2nd-team All-Pro.
- NFC Special Teams Player of the Week (at Carolina, 1/3/10).
- NFC Special Teams Player of the Week (at Tampa Bay, 11/22/09).

CAREER HIGHLIGHTS:

- Played in 221 career games.
- 798 punts for 37,141 yards (46.5 avg.) and a 41.5 net average.
- 15 special teams tackles (14 solo).
- Appeared in 16 postseason games – 15 with New Orleans and 1 with Miami.
- Won Super Bowl XLIV with New Orleans.
- Is a 7-time team captain (2014-20).

- His 41.5 career net avg. is 5th-best in NFL history:

HIGHEST CAREER NET PUNT AVERAGE

(min. 250 punts)

PLAYER (TEAM)	YRS	AVG
1. Logan Cooke (Jax.)	2018-22	43.2
2. Johnny Hekker (STL/LAR/Car.)	2012-22	43.0
3. Michael Dickson (Sea.)	2018-22	42.7
4. Cameron Johnston (Phi./Hou.)	2018-22	42.0
5. T. MORSTEAD (NO/NYJ/ATL./MIA.)	2009-22	41.5

2022 (MIAMI):

- Played in all 17 games.
- 61 punts for 2,828 yards (46.4 avg.) and a 40.6 net average.
- 4 special teams tackles (3 solo).

VS. NEW ENGLAND (9/11): 4 punts for 183 yards (45.8 avg.) and a 42.8 net average.

- Pinned 3 of his 4 punts inside the 20.
- Made his Dolphins debut.

AT L.A. CHARGERS (12/11): 7 punts for 327 yards (46.7 avg.) and a 43.4 net average.

- Pinned 4 of his 7 punts inside the 20.

AT NEW ENGLAND (1/1): 4 punts for 189 yards (47.3 avg.) and a 44.8 net average.

- Pinned all 4 of his punts inside the 20.

POSTSEASON:

AFC WILD CARD AT BUFFALO (1/15): 6 punts for 262 yards (43.7 avg.) and a 40.8 net avg; 1 solo special teams tackle.

2021 (ATLANTA/N.Y. JETS):

- Played in 7 games with Atlanta.
- 22 punts for 1,015 yards (46.1 avg.) and a 41.0 net average with Atlanta.
- Signed by Atlanta on Nov. 24.
- Released by the N.Y. Jets on Nov. 8.
- Played in 7 games with the N.Y. Jets.
- 23 punts for 1,108 yards (48.2 avg.) and a 43.0 net average with the N.Y. Jets.

AT DENVER (9/26): 6 punts for 280 yards (46.7 avg.) and a 44.0 net average.

AT CAROLINA (12/12): 2 punts for 110 yards (55.0 avg.) and a 55.0 net average.

VS. DETROIT (12/26): 2 punts for 115 yards (57.5 avg.) and a 48.0 net average.

HONORS:

- NFC Special Teams Player of the Month (December).
- NFC Special Teams Player of the Week (at Jacksonville, 11/28/21).

2020 (NEW ORLEANS):

- Played in all 16 games.
- 62 punts for 2,674 yards (43.1 avg.) and a 41.7 net average.
- Served as a team captain.

VS. TAMPA BAY (9/13): 6 punts for 264 yards (44.0 avg.) and a 44.0 net average.

- Pinned 5 punts inside the 20.

AT PHILADELPHIA (12/13): 4 punts for 211 yards (52.8 avg.) and a 45.5 net average.

VS. KANSAS CITY (12/20): 8 punts for 378 yards (47.3 avg.) and a 49.1 net average.

POSTSEASON:

NFC WILD CARD VS. CHICAGO (1/10): 3 punts for 106 yards (35.3 avg.) and a 35.3 net average.

NFC DIVISIONAL VS. TAMPA BAY (1/17): 2 punts for 94 yards (47.0 avg.) and a 40.5 net average.

HONORS:

- NFC Special Teams Player of the Week (vs. Tampa Bay, 9/13).

2019 (NEW ORLEANS):

- Played in all 16 games.
- 60 punts for 2,770 yards (46.2 avg.) and a 43.1 net average.
- His 30 punts inside the 20 were tied for 9th in the NFL.
- His 43.1 net average ranked 5th in the NFL.
- Served as a team captain.

AT SEATTLE (9/22): 6 punts for 324 yards (54.0 avg.) and a 52.0 net average.

- Pinned 4 punts inside the 20.

AT JACKSONVILLE (10/13): 6 punts for 251 yards (41.8 avg.) and a 41.8 net average.

- Pinned 5 punts inside the 20.

AT ATLANTA (11/28): 4 punts for 194 yards (48.5 avg.) and a 48.5 net average.

POSTSEASON:

NFC WILD CARD VS. MINNESOTA (1/5): 5 punts for 229 yards (45.8 avg.) and a 42.4 net average.

HONORS:

- NFC Special Teams Player of the Week (at Chicago, 10/20).
- NFC Special Teams Player of the Month (September).
- NFC Special Teams Player of the Week (at Seattle, 9/22).

2018 (NEW ORLEANS):

- Played in all 16 games.
- 43 punts for 1,996 yards (46.4 avg.) and a 43.2 net average.
- His 43.2 net average led the NFL.
- Served as a team captain.

VS. TAMPA BAY (9/9): 3 punts for 156 yards (52.0 avg.) and a 45.7 net average.

AT ATLANTA (9/23): 4 punts for 202 yards (50.5 avg.) and a 42.5 net average.

VS. PHILADELPHIA (11/18): 2 punts for 99 yards (49.5 avg.) and a 50.5 net average.

POSTSEASON:

NFC DIVISIONAL VS. PHILADELPHIA (1/13): 3 punts for 134 yards (44.7 avg.) and a 44.7 net average.

NFC CHAMPIONSHIP VS. L.A. RAMS (1/20): 4 punts for 171 yards (42.8 avg.) and a 42.8 net average.

HONORS:

- PFF Special Teams Player of the Year.

2017 (NEW ORLEANS):

- Played in all 16 games.
- 60 punts for 2,822 yards (47.0 avg.) and a 42.2 net average.
- His 42.2 net punting average was 6th in the NFL.
- Served as a team captain.

AT MINNESOTA (9/11): 3 punts for 171 yards (57.0 avg.) and a 53.3 net average.

AT L.A. RAMS (11/26): 7 punts for 371 yards (53.0 avg.) and a 44.6 net average.

- Pinned 2 punts inside the 20.

AT TAMPA BAY (12/31): 4 punts for 185 yards (46.3 avg.) and a 46.3 net average.

- Pinned 3 punts inside the 20.

POSTSEASON:

NFC WILD CARD VS. CAROLINA (1/7): 4 punts for 183 yards (45.8 avg.) and a 43.0 net average.

NFC DIVISIONAL AT MINNESOTA (1/14): 4 punts for 192 yards (48.0 avg.) and a 38.3 net average.

2016 (NEW ORLEANS):

- Played in all 16 games.
- 57 punts for 2,751 yards (48.3 avg.) and a 42.4 net average.
- 1 solo special teams tackle.
- His 42.4 net punting average was 5th in the NFL.
- Served as a team captain.

AT SAN DIEGO (10/2): 5 punts for 256 yards (51.2 avg.) and a 45.2 net average.

AT KANSAS CITY (10/23): 4 punts for 193 yards (48.3 avg.) and a 48.3 net average.

- Pinned 4 punts inside the 20.

AT TAMPA BAY (12/11): 4 punts for 205 yards (51.3 avg.) and a 47.5 net average.

2015 (NEW ORLEANS):

- Played in 14 games.
- Inactive for 2 games.
- 56 punts for 2,551 yards (45.6 avg.) and a 40.7 net average.
- 1 solo special teams tackle.
- Served as a team captain.

AT CAROLINA (9/27): 2 punts for 92 yards (46.0 avg.) and a 46.0 net average.

- Pinned both of his punts inside the 20.

AT INDIANAPOLIS (10/25): 10 punts for 487 yards (48.7 avg.) and a 42.9 net average.

- Pinned 5 punts inside the 20.

AT ATLANTA (1/3): 2 punts for 105 yards (52.5 avg.) and a 52.5 net average.

2014 (NEW ORLEANS):

- Played in all 16 games.
- 58 punts for 2,690 yards (46.4 avg.) and a 42.9 net average.
- His 42.9 net punting average was 2nd in the NFL.
- Served as a team captain.

AT ATLANTA (9/7): 2 punts for 101 yards (50.5 avg.)

and a 50.0 net average.

- Pinned both of his punts inside the 20.

VS. BALTIMORE (11/24): 3 punts for 146 yards (48.7 avg.) and a 48.7 net average.

VS. ATLANTA (12/21): 4 punts for 200 yards (50.0 avg.) and a 49.5 net average.

HONORS:

- Walter Payton Man of the Year nominee.

2013 (NEW ORLEANS):

- Played in all 16 games.
- 61 punts for 2,859 yards (46.9 avg.) and a 42.3 net average.
- 2 solo special teams tackles.
- His 42.3 net average ranked 3rd in the NFL.

AT TAMPA BAY (9/15): 4 punts for 175 yards (43.8 avg.) and a 43.8 net average.

- Pinned all 4 of his punts inside the 20.

VS. MIAMI (9/30): 3 punts for 142 yards (47.3 avg.) and a 45.7 net average.

AT ST. LOUIS (12/15): 2 punts for 107 yards (53.5 avg.) and a 50.0 net average.

POSTSEASON:

NFC WILD CARD AT PHILADELPHIA (1/4): 3 punts for 105 yards (35.0 avg.) and a 25.3 net average.

NFC DIVISIONAL AT SEATTLE (1/11): 4 punts for 155 yards (38.8 avg.) and a 37.5 net average.

2012 (NEW ORLEANS):

- Played in all 16 games.
- 74 punts for 3,707 yards (50.1 avg.) and a 43.2 net average.
- 3 solo special teams tackles.
- His 43.2 net average ranked 2nd in the NFL.

VS. WASHINGTON (9/9): 5 punts for 278 yards (55.6 avg.) and a 48.8 net average.

AT DENVER (10/28): 8 punts for 413 yards (51.6 avg.) and a 46.3 net average.

- Pinned 4 punts inside the 20.

VS. ATLANTA (11/11): 5 punts for 250 yards (50.0 avg.) and a 48.2 net average.

PRO BOWL:

- Selected to start the Pro Bowl for the 1st time in his career.

HONORS:

- 2nd-team All-Pro.

2011 (NEW ORLEANS):

- Played in all 16 games.
- 46 punts for 2,224 yards (48.3 avg.) and a 43.1 net average.
- His 43.1 net average ranked 2nd in the NFL.

VS. CHICAGO (9/18): 5 punts for 229 yards (45.8 avg.) and a 46.6 net average.

AT TAMPA BAY (10/16): 4 punts for 220 yards (55.0 avg.) and a 49.0 net average.

AT TENNESSEE (12/11): 5 punts for 249 yards (49.8 avg.) and a 43.0 net average.

POSTSEASON:

NFC WILD CARD VS. DETROIT (1/7): Played but did not record any stats.

NFC DIVISIONAL AT SAN FRANCISCO (1/14): 5 punts for 227 yards (45.4 avg.) and a 39.6 net average.

2010 (NEW ORLEANS):

- Played in all 16 games.
- 57 punts for 2,618 yards (45.9 avg.) and a 38.4 net average.
- 1 solo special teams tackle.

VS. MINNESOTA (9/9): 5 punts for 216 yards (43.2 avg.) and a 42.8 net average.

AT SAN FRANCISCO (9/20): 6 punts for 280 yards (46.7 avg.) and a 41.8 net average.

- Pinned 4 punts inside the 20.

AT DALLAS (11/25): 2 punts for 120 yards (60.0 avg.) and a 53.5 net average.

POSTSEASON:

NFC WILD CARD AT SEATTLE (1/8): 4 punts for 191 yards (47.8 avg.) and a 44.8 net average.

2009 (NEW ORLEANS):

- Played in all 16 games.
- 58 punts for 2,528 yards (43.6 avg.) and a 36.0 net average.

VS. DETROIT (9/13): 2 punts for 96 yards (48.0 avg.) and a 20.5 net average.

- Made his NFL debut.

AT TAMPA BAY (11/22): 4 punts for 195 yards (48.8 avg.) and a 46.0 net average.

AT CAROLINA (1/3): 9 punts for 417 yards (46.3 avg.) and a 42.3 net average.

- Pinned 7 punts inside the 20.

POSTSEASON:

NFC DIVISIONAL VS. ARIZONA (1/16): 4 punts for 171 yards (42.8 avg.) and a 37.8 net average.

NFC CHAMPIONSHIP VS. MINNESOTA (1/24): 7 punts for 359 yards (51.3 avg.) and a 49.1 net average.

- Pinned 4 punts inside the 20.

SUPER BOWL XLIV AT INDIANAPOLIS (2/7): 2 punts for 88 yards (44.0 avg.) and a 44.0 net average.

- Successfully executed an onside kick at the start of the 2nd half that was recovered by New Orleans and led to a TD.

HONORS:

- NFC Special Teams Player of the Week (at Tampa Bay, 11/22).
- NFC Special Teams Player of the Week (at Carolina, 1/3).

BEFORE THE NFL

COLLEGE (SOUTHERN METHODIST):

- 4-year letterman (2005-08).

CAREER: Played in 36 games; 166 punts for 7,201 yards (43.4 avg.); 37-for-53 (69.8 pct.) field goals and 106-of-108 PATs (98.1 pct.).

- His 217 career points were 5th in school history.

SENIOR (2008): Played in all 12 games; 59 punts for 2,465 yards (41.8 avg.); 11-of-15 (73.3 pct.) field goals and 29-of-30 (96.7 pct.) PATs.

- Honorable mention All-CUSA.

JUNIOR (2007): Played in all 12 games; 57 punts for 2,545 yards (44.6 avg.); 13-of-20 (65.0 pct.) field goals and 43-of-43 (100 pct.) PATs.

- 1st-team All-CUSA.

SOPHOMORE (2006): Played in all 12 games; 50 punts for 2,191 yards (43.8 avg.); 13-of-18 (72.2

pct.) and 34-of-35 (97.1 pct.) PATs.

REDSHIRT FRESHMAN (2005): Did not play.

- Redshirted in 2004.

HIGH SCHOOL (PEARLAND HIGH SCHOOL - PEARLAND, TEXAS)

- Also lettered in soccer.

SENIOR (2005):

- 2nd-team all-district

- Brazoria County Special Teams MVP

OFF THE FIELD

PERSONAL:

- **MAJOR:** Mechanical engineering with a specialization in biomedical.

THOMAS MORSTEAD'S NFL REGULAR SEASON STATS

YEAR	TEAM	GP	PUNT	YDS	AVG	LG	OPP RET YDS	NET AVG	TB	IN 20
2009	NEW ORLEANS	16	58	2528	43.6	60	358	36.0	4	18
2010	NEW ORLEANS	16	57	2618	45.9	64	310	38.4	6	21
2011	NEW ORLEANS	16	46	2224	48.3	64	118	43.1	4	13
2012	NEW ORLEANS	16	74	3707	50.1	70	391	43.2	6	20
2013	NEW ORLEANS	16	61	2859	46.9	61	180	42.3	5	25
2014	NEW ORLEANS	16	58	2690	46.4	63	99	42.9	5	19
2015	NEW ORLEANS	14	56	2551	45.6	58	194	40.7	4	20
2016	NEW ORLEANS	16	57	2751	48.3	66	237	42.4	5	22
2017	NEW ORLEANS	16	60	2822	47.0	68	249	42.2	2	26
2018	NEW ORLEANS	16	43	1996	46.4	60	60	43.2	4	15
2019	NEW ORLEANS	16	60	2770	46.2	64	166	43.1	1	29
2020	NEW ORLEANS	16	62	2674	43.1	58	46	41.7	2	23
2021	N.Y. JETS	7	23	1108	48.2	59	119	43.0	0	7
	ATLANTA	7	22	1015	46.1	64	72	41.0	2	11
2022	MIAMI	17	61	2828	46.4	66	312	40.6	2	28
NFL TOTALS		221	798	37141	46.5	70	2911	41.5	52	297

THOMAS MORSTEAD'S NFL PLAYOFF STATS

YEAR	TEAM	GP	PUNT	YDS	AVG	LG	OPP RET YDS	NET AVG	TB	IN 20
2009	NEW ORLEANS	3	13	618	47.5	66	15	44.8	1	6
2010	NEW ORLEANS	1	4	191	47.8	55	12	44.8	0	0
2011	NEW ORLEANS	2	5	227	45.4	60	29	39.6	0	2
2013	NEW ORLEANS	2	7	260	37.1	55	34	32.3	0	3
2017	NEW ORLEANS	2	8	375	46.9	57	30	40.6	1	2
2018	NEW ORLEANS	2	7	305	43.6	50	0	43.6	0	2
2019	NEW ORLEANS	1	5	229	45.8	50	17	42.4	0	1
2020	NEW ORLEANS	2	5	200	40.0	55	13	37.4	0	3
2022	MIAMI	1	6	262	43.7	52	17	40.8	0	1
PLAYOFF TOTALS		16	60	2667	44.5	66	167	41.0	2	20

ADDITIONAL STATS

Special Teams Tackles: (New Orleans) 1 in 2009, 1 in 2010, 3 in 2012, 2 in 2013, 2 in 2014, 1 in 2015, 1 in 2016, (Miami) 4 in 2022 for total of 15 (P-2).

Successful Onside Kicks: (New Orleans) 1 in 2013 (P-1).

SINGLE-GAME CAREER HIGHS

Punts:	10	at Indianapolis, 10/25/15
Punt Yards:	487	at Indianapolis, 10/25/15
Punts Inside the 20:	7	at Carolina, 1/3/10
Longest Punt:	70	vs. Kansas City, 9/23/12