

2015 Miami Dolphins Season-In-Review



TABLE OF CONTENTS

2015 MIAMI DOLPHINS SEASON SCHEDULE	4-5
STEPHEN ROSS BIO	6
MIKE TANNEBAUM/CHRIS GRIER BIO	7
MIAMI DOLPHINS COMPLETE 2015 SEASON	8
2015 NFL STANDINGS	9
TEAM NOTES	10
RYAN TANNEHILL NOTES	11
OFFENSE NOTES	12-14
DEFENSE/SPECIAL TEAMS NOTES	15-17
DOLPHINS RECORD BOOK	18
2015 NFL REGULAR SEASON RANKINGS	19
2015 DOLPHINS STATISTICS/INDIVIDUAL DOLPHINS LEADERS	20
2015 MIAMI DOLPHINS DRAFT CLASS	21
2015 FREE AGENCY TRACKER	22
POSITION-BY-POSITION BREAKDOWN	23-25
MIAMI DOLPHINS 50TH SEASON ALL-TIME TEAM	26-31
MIAMI DOLPHINS ANNOUNCE THE GREATEST GAME IN DOLPHINS HISTORY	32-33
MIAMI DOLPHINS UNVEIL 50TH SEASON CELEBRATIONS	34
DOLPHINS CANCER CHALLENGE 2016 SAVE THE DATE	35
DOLPHINS ON THE AIR THIS SEASON	36
MIAMI DOLPHINS MEDIA WORKROOM ACCESS/PARKING INFO	37
GAME RECAPS	38-69
2015 MIAMI DOLPHINS TRANSACTIONS	70-71
2015 MIAMI DOLPHINS NUMERICAL ROSTER	72
2015 MIAMI DOLPHINS ALPHA ROSTER	73
FLASHBACK... TO THE 2015 MIAMI DOLPHINS SEASON	74
DAN CAMPBELL BIO	75
2015 MIAMI DOLPHINS OFFENSIVE/SPECIAL TEAMS COACHES BIOS	76
2015 MIAMI DOLPHINS DEFENSIVE/STRENGTH COACHES BIOS	77
2015 UPDATED PLAYER BIOS	
2015 SUPPLEMENTAL STATS	
2015 NFL STATS	



PRESEASON

REGULAR SEASON — AWAY

REGULAR SEASON — HOME

NFL IMPORTANT DATES

MID-JULY

NFL Training
Camps Open

SEPTEMBER 10, 13–14

Kickoff Weekend
2015

OCTOBER 4

International Series
(London)
(Miami vs. N.Y. Jets)

NOVEMBER 3

All trading ends at
4 p.m. New York
Time

JANUARY 9-10

Wildcard Playoff
Games

JANUARY 16-17

Divisional Playoff
Games

JANUARY 24

AFC and NFC
Championship
Games


JANUARY 31


Pro Bowl
Honolulu, Hawaii


FEBRUARY 7

Super Bowl 50
Santa Clara, Calif.


AUG SEP


13	
	@ Chicago Bears
	Soldier Field
	Chicago 27, Miami 10


22	
	@ Carolina Panthers
	Bank of America Stadium
	Carolina 31, Miami 30


29	
	Atlanta Falcons
	Sun Life Stadium
	Miami 13, Atlanta 9

WFOR-TV, CBS4 will once again be the preseason home of the Dolphins as each of the four preseason contests will be shown on the CBS affiliate in the Miami-Ft. Lauderdale market. All preseason games will also be heard on WBGG 105.9FM and WINZ 940AM in Miami as well as across the Dolphins Radio Network.

3	
	Tampa Bay Buccaneers
	Sun Life Stadium
	Tampa Bay 22, Miami 17

13	
	@ Washington Redskins
	FedExField
	Miami 17, Washington 10

20	
	@ Jacksonville Jaguars
	EverBank Field
	Jacksonville 23, Miami 20

27	
	Buffalo Bills
	Sun Life Stadium
	Buffalo 41, Miami 14



PRESEASON

REGULAR SEASON — AWAY

REGULAR SEASON — HOME

OCT NOV DEC/JAN

4	
	New York Jets
	Wembley Stadium
	New York 27, Miami 14

8	
	@ Buffalo Bills
	Ralph Wilson Stadium
	Buffalo 33, Miami 17

25	
	Baltimore Ravens
	Sun Life Stadium
	Miami 15, Baltimore 13

11	
Bye Week	

15	
	@ Philadelphia Eagles
	Lincoln Financial Field
	Miami 20, Philadelphia 19

14	
	New York Giants
	Sun Life Stadium
	New York 31, Miami 24

18	
	@Tennessee Titans
	Nissan Stadium
	Miami 38, Tennessee 10

25	
	Dallas Cowboys
	Sun Life Stadium
	Dallas 24, Miami 14

20	
	@ San Diego Chargers
	Qualcomm Stadium
	San Diego 30, Miami 14

25	
	Houston Texans
	Sun Life Stadium
	Miami 44, Houston 26


29	
	@ New York Jets
	MetLife Stadium
	New York 38, Miami 20

27	
	Indianapolis Colts
	Sun Life Stadium
	Indianapolis 18, Miami 12

29	
	@ New England Patriots
	Gillette Stadium
	New England 36, Miami 7

All Dolphins home and away games can be heard on WBGG-FM (Big 105.9) and WINZ-AM (940 – The Sports Animal), the flagship stations of the Miami Dolphins Radio Network, Dolphins.com and throughout South and Central Florida on the more than 12 stations that make up The Miami Dolphins Radio Network. In addition to the game broadcasts, a two-hour pregame and a two-hour postgame show rounds out "Dolphins Game Day Live" coverage on WBGG, WINZ, the Miami Dolphins Radio Network and Dolphins.com.

3	
	New England Patriots
	Sun Life Stadium
	Miami 20, New England 10



Stephen Ross

Chairman of the Board/
Managing General Partner

COLLEGE: MICHIGAN
NFL: EIGHTH SEASON
DOLPHINS: EIGHTH SEASON

Stephen M. Ross, Chairman and Founder of Related Companies – an international real estate firm – began his ownership interest in the Miami Dolphins in February of 2008 when he became a 50 percent partner with H. Wayne Huizenga in the team, Sun Life Stadium and the surrounding developable land. He increased that share to a 95 percent ownership of the team and the stadium on January 20, 2009 and assumed the responsibility of Managing General Partner of both the Dolphins and the stadium, which culminated one of his long-held dreams; Mr. Ross grew up in South Florida and the Dolphins have been a lifetime passion for him.

Under Mr. Ross' leadership, the Dolphins have become one of the most fan-friendly teams in the National Football League. They have significantly expanded the Miami Dolphins Foundation's presence in the South Florida community with a host of new civic and charitable initiatives. Additionally, Mr. Ross reached a unique agreement with Miami-Dade County in June of 2014 to modernize the home stadium of the Miami Dolphins. Phase I of the project involves changing every seat in the stadium and rebuilding the concourses on the 100 and 300 levels. Every seat in the stadium will be brand new and fans will notice improved food and enhanced concourses throughout the entire facility. Phase II will involve the installation of a state-of-the-art canopy that will keep as many as 91 percent of the spectators in the shade and protected from the rain, depending on the time of the day and the month, and four giant high-definition video boards, as well as upgrading the concourse at the 200 level. Also, Mr. Ross has lived up to his pledge to provide the coaches, staff and players all of the necessary resources to build a winning team, including a multi-million dollar renovation of the club's training facility over the past two seasons.

In 2012, Mr. Ross and Matt Higgins founded RSE Ventures, a multi-national sports and entertainment venture firm with a focus on new technologies. Today, RSE Ventures owns and operates a diverse group of companies in four interrelated verticals: Sports, Entertainment, Digital, and New Ventures. In addition to building businesses, RSE also actively invests in early stage companies through its partnership with marketing expert and serial entrepreneur, Gary Vaynerchuk. In the summer of 2013, RSE revolutionized the international soccer landscape by organizing the Guinness International Champions Cup, an innovative transformation of the traditional European club preseason tours into a competitive tournament which has attracted hundreds of millions of viewers. The championship game of the tournament is held at Sun Life Stadium.

Mr. Ross, a resident of Palm Beach and New York, formed Related in 1972. Today, the company is considered one of the most successful privately owned real estate firms in the United States, with expertise in fund management, development, acquisitions, property management, marketing and sales. Related is one of the largest owners of affordable housing, has real estate assets valued at \$20 billion and has developed over \$22 billion in real estate assets including the landmark Time Warner Center and Hudson Yards development in New York City, and CityPlace in West Palm Beach.

Mr. Ross graduated from the University of Michigan with a Bachelor of Business Administration degree and from Wayne State University Law School with a Juris Doctor degree. He later received a Master of Laws in Taxation from New York University School of Law. In 2004, the University of Michigan renamed its business school the Stephen M. Ross School of Business at the University of Michigan and in 2011, the school awarded him an honorary Doctor of Laws degree at its commencement.

Mr. Ross is Chairman of the Board of Directors of Equinox Holdings, Inc., and serves on the Executive Committee and is a trustee of Lincoln Center. In addition, he is a trustee of New York-Presbyterian Hospital and the Guggenheim Foundation. He also is a director on the board of the Culture Shed and the Jackie Robinson Foundation and Chair Emeritus of the Real Estate Board of New York (REBNY), the city's leading real estate trade association. Mr. Ross is also a director on the board of the World Resources Institute (WRI) and recently established the WRI Ross Center for Sustainable Cities, an innovative new initiative to integrate urban planning, sustainable transport, energy and climate change, water resources, and governance.

Over the years, Mr. Ross has received numerous honors for his business, civic, and philanthropic activities. Most recently, he was named a New York Power Player by the New York Times, the Most Powerful Person in New York Real Estate by the New York Observer, Multi-Family Property Executive of the Year by Commercial Property News, and Housing Person of the Year by the National Housing Conference. He also received The National Building Museum Honor Award, REBNY's Harry B. Helmsley Distinguished New Yorker Award and the Jack D. Weiler Award from United Jewish Appeal. Crain's New York named Mr. Ross one of the 100 Most Influential Leaders in Business and he was recognized by NYC & Company with their Leadership in Tourism Award.

In May of 2013, Mr. Ross pledged to give more than half of his estate to philanthropic causes and charitable organizations, including South Florida based institutions. The commitment was made through the Giving Pledge, a long-term global initiative created by Warren Buffett and Bill and Melinda Gates that aims to inspire deeper engagement in philanthropy and increase charitable giving globally.

In February of 2014, Mr. Ross spearheaded a white paper with the NYU Sports and Society program, headed by University Professor Arthur R. Miller and NYU Law Dean and founder of the Sports and Society Program Trevor Morrison, examining the phenomenon of intolerant behavior in sports, and proposing a comprehensive range of initiatives focused on youth athletics to combat them. Mr. Ross is working with Morrison, Miller a team of NYU Law faculty, alumni, and students, as well as faculty affiliated with NYU to work on a range of linked projects examining the issue.





Mike Tannenbaum

Executive Vice President of Football Operations

COLLEGE: MASSACHUSETTS
NFL: 19TH SEASON
DOLPHINS: FIRST SEASON

PRO CAREER

Miami Dolphins Chairman of the Board and Managing General Partner Stephen Ross announced on January 6, 2015 that Mike Tannenbaum has been named the team's Executive Vice President of Football Operations. Tannenbaum brings 19 years of scouting and personnel experience to his role with the Dolphins. He oversees all aspects of football operations, reporting directly to Mr. Ross. Tannenbaum joined the Dolphins as a consultant in August 2014 and served as a principal at Priority Sports and Entertainment as an agent. Prior to joining Priority, Tannenbaum spent 16 seasons (1997-2012) in various roles for the New York Jets, including his final seven years (2006-12) as the team's Executive Vice President and General Manager. During his time as general manager, the Jets went to two AFC Championship games. Tannenbaum began his tenure in New York as Director of Player Contracts in 1997 and was promoted to Assistant General Manager and Director of Pro Personnel in 2001. In 2004, he was elevated to the role of Assistant General Manager and Senior Vice President of Football Operations before taking on the role of General Manager prior to the 2006 season.

BACKGROUND

Tannenbaum began his career in the NFL with the New Orleans Saints in 1994 before accepting the position of Player Personnel Assistant with the Cleveland Browns in 1995. He returned to the Saints for the 1996 season as a Player Personnel Assistant prior to joining the Jets in 1997.

PERSONAL

A native of Needham, Massachusetts, Tannenbaum received a degree in accounting from the University of Massachusetts-Amherst and graduated cum laude from Tulane University Law School.



Chris Grier

General Manager

COLLEGE: MASSACHUSETTS
NFL: 21ST SEASON
DOLPHINS: 16TH SEASON

PRO CAREER

The Miami Dolphins named Chris Grier as the team's General Manager on January 4, 2016. In his role, Grier will oversee the draft and personnel departments. Grier recently finished his 16th season with the Dolphins and ninth as the team's Director of College Scouting. He served as an area scout with the club from 2000-02 before being promoted to National Scout/Assistant Director of College Scouting in 2003. He joined the club after spending the previous five years in the personnel department with the New England Patriots.

BACKGROUND

Grier started his NFL career with the Patriots as an intern in 1994. He joined the club on a full-time basis the following year, and served as a regional scout until joining the Dolphins in 2000. He attended the University of Massachusetts-Amherst where he majored in journalism and played football for two years. Grier spent his final two years there as an undergraduate assistant.

PERSONAL

Grier is the son of Bobby Grier, the former Vice President-Player Personnel with the New England Patriots who currently is the Associate Director of Pro Scouting with the Houston Texans. Chris' brother, Michael, played for the Edmonton Oilers, Washington Capitals, San Jose Sharks and Buffalo Sabres of the National Hockey League. He is currently a personnel scout with the Chicago Blackhawks.





MIAMI DOLPHINS COMPLETE 2015 SEASON

DOLPHINS 2016 OPPONENTS

Fourteen of Miami's 16 opponents for next year already were determined prior to the start of the 2015 season. In addition to home and away games against their three AFC East opponents (Buffalo, New England, New York Jets) next season, the Dolphins will face the four teams from the AFC North and the four teams from the NFC West. The Dolphins' remaining two foes for next year - Tennessee (home) and San Diego (away) - were based on their fourth place finish in the AFC East. The combined record of Miami's home opponents next season is 64-64 and 68-60 for road opponents. Five of Miami's opponents next season qualified for the playoffs in 2015.

2016 HOME OPPONENTS

TEAM	W	L	T
Buffalo Bills	8	8	0
New England Patriots	12	4	0
New York Jets	10	6	0
Arizona Cardinals	13	3	0
Cleveland Browns	3	13	0
Pittsburgh Steelers	10	6	0
San Francisco 49ers	5	11	0
Tennessee Titans	3	13	0
TOTAL	64	64	0

2016 AWAY OPPONENTS

TEAM	W	L	T
Buffalo Bills	8	8	0
New England Patriots	12	4	0
New York Jets	10	6	0
Baltimore Ravens	5	11	0
Cincinnati Bengals	12	4	0
St. Louis Rams	7	9	0
Seattle Seahawks	10	6	0
San Diego Chargers	4	12	0
TOTAL	68	60	0

2015 AFC EAST STANDINGS

TEAM	W	L	PCT	PF	PA
Patriots	12	4	.750	465	315
Jets	10	6	.625	387	314
Bills	8	8	.500	379	359
Dolphins	6	10	.375	310	389

2016 TENTATIVE DRAFT ORDER - BASED OFF END OF 2015 REGULAR SEASON

TEAM	W	L	T	PCT	OPP W	OPP L	OPP T	SOS
1. Ten	3	13	0	.133	126	130	0	.492
2. Cle	3	13	0	.133	136	120	0	.531
3. SD	4	12	0	.250	135	121	0	.527
4. Dal	4	12	0	.250	136	120	0	.531
5. Jax	5	11	0	.313	121	135	0	.473
6. Bal	5	11	0	.313	130	126	0	.508
7. SF	5	11	0	.313	138	118	0	.539
8. MIA	6	10	0	.375	120	136	0	.469
9. TB	6	10	0	.375	124	132	0	.484
10. NYG	6	10	0	.375	128	128	0	.500
11. Chi	6	10	0	.375	140	116	0	.547
12. NO	7	9	0	.438	129	127	0	.504
13. Phi	7	9	0	.438	130	126	0	.508
14. Oak	7	9	0	.438	131	125	0	.512
15. Stl	7	9	0	.438	135	121	0	.527
16. Det	7	9	0	.438	137	119	0	.535
17. Atl	8	8	0	.500	123	133	0	.480
18. Ind	8	8	0	.500	128	128	0	.500
19. Buf	8	8	0	.500	130	126	0	.508
20. NYJ	10	6	0	.625	113	143	0	.441
21. Was*	7	9	0	.563	119	137	0	.465
22. Hou*	7	9	0	.563	127	129	0	.496
23. Pit*	10	6	0	.625	129	127	0	.504
24. Sea*	10	6	0	.625	133	123	0	.520
25. GB*	10	6	0	.625	136	120	0	.531
26. KC*	11	5	0	.688	127	129	0	.496
27. Min*	11	5	0	.688	129	127	0	.504
28. NE*	12	4	0	.750	121	135	0	.473
29. Cin*	12	4	0	.750	122	134	0	.477
30. Den*	12	4	0	.750	128	128	0	.500
31. Ari*	13	3	0	.813	122	134	0	.477
32. Car*	15	1	0	.938	113	143	0	.41

* - Subject to Playoffs

- Subject to Coin Flip

COMMUNICATIONS DEPARTMENT

INTERVIEW REQUESTS

All interview requests for Miami Dolphins executives, coaches and players should go through the Dolphins Communications Department. These should be submitted no later than 24 hours in advance.



JASON JENKINS

Sr. VP, Communications and Community Affairs

O: 954-452-7174
M: 954-290-6864
JJenkins@dolphins.com



MATT TAYLOR

Director of Football Communications

O: 954-452-7179
M: 954-649-7505
MattTaylor@dolphins.com



THERESA MANAHAN

Communications Manager

O: 305-943-1451
M: 904-838-7160
TManahan@dolphins.com



BRETT BRECHEISEN

Football Communications Manager

O: 954-452-7173
M: 954-610-8660
BBrecheisen@dolphins.com



GAYLE BADEN

Communications Coordinator

O: 954-452-7173
M: 954-610-8660
GBaden@dolphins.com



TIM AKINS

Communications Staff Assistant

O: 954-452-7187
M: 863-899-7915
TAKins@dolphins.com



JACKSON GASKINS

Communications Staff Assistant

O: 954-452-7047
M: 916-616-3978
JGaskins@dolphins.com



2015 NFL STANDINGS

AMERICAN FOOTBALL CONFERENCE

East Division

Team	W	L	T	Pct	PF	PA	Home	Away	Conf	Div	Streak
y-New England Patriots	12	4	0	.750	465	315	7-1-0	5-3-0	9-3-0	4-2-0	Lost 2
New York Jets	10	6	0	.625	387	314	6-2-0	4-4-0	7-5-0	3-3-0	Lost 1
Buffalo Bills	8	8	0	.500	379	359	5-3-0	3-5-0	7-5-0	4-2-0	Won 2
MIAMI DOLPHINS	6	10	0	.375	310	389	3-5-0	3-5-0	4-8-0	1-5-0	WON 1

North Division

Team	W	L	T	Pct	PF	PA	Home	Away	Conf	Div	Streak
y-Cincinnati Bengals	12	4	0	.750	419	279	6-2-0	6-2-0	9-3-0	5-1-0	Won 1
x-Pittsburgh Steelers	10	6	0	.625	423	319	6-2-0	4-4-0	7-5-0	3-3-0	Won 1
Baltimore Ravens	5	11	0	.313	328	401	3-5-0	2-6-0	4-8-0	3-3-0	Lost 1
Cleveland Browns	3	13	0	.188	278	432	2-6-0	1-7-0	2-10-0	1-5-0	Lost 3

South Division

Team	W	L	T	Pct	PF	PA	Home	Away	Conf	Div	Streak
y-Houston Texans	9	7	0	.563	339	313	5-3-0	4-4-0	7-5-0	5-1-0	Won 3
Indianapolis Colts	8	8	0	.500	333	408	4-4-0	4-4-0	6-6-0	4-2-0	Won 2
Jacksonville Jaguars	5	11	0	.313	376	448	4-4-0	1-7-0	5-7-0	2-4-0	Lost 3
Tennessee Titans	3	13	0	.188	299	423	1-7-0	2-6-0	1-11-0	1-5-0	Lost 4

West Division

Team	W	L	T	Pct	PF	PA	Home	Away	Conf	Div	Streak
z-Denver Broncos	12	4	0	.750	355	296	6-2-0	6-2-0	8-4-0	4-2-0	Won 2
x-Kansas City Chiefs	11	5	0	.688	405	287	6-2-0	5-3-0	10-2-0	5-1-0	Won 10
Oakland Raiders	7	9	0	.438	359	399	3-5-0	4-4-0	7-5-0	3-3-0	Lost 1
San Diego Chargers	4	12	0	.250	320	398	3-5-0	1-7-0	3-9-0	0-6-0	Lost 2

NATIONAL FOOTBALL CONFERENCE

East Division

Team	W	L	T	Pct	PF	PA	Home	Away	Conf	Div	Streak
y-Washington Redskins	9	7	0	.563	388	379	6-2-0	3-5-0	8-4-0	4-2-0	Won 4
Philadelphia Eagles	7	9	0	.438	377	430	3-5-0	4-4-0	4-8-0	3-3-0	Won 1
New York Giants	6	10	0	.375	420	442	3-5-0	3-5-0	4-8-0	2-4-0	Lost 3
Dallas Cowboys	4	12	0	.250	275	374	1-7-0	3-5-0	3-9-0	3-3-0	Lost 4

North Division

Team	W	L	T	Pct	PF	PA	Home	Away	Conf	Div	Streak
y-Minnesota Vikings	11	5	0	.688	365	302	6-2-0	5-3-0	8-4-0	5-1-0	Won 3
x-Green Bay Packers	10	6	0	.625	368	323	5-3-0	5-3-0	7-5-0	3-3-0	Lost 2
Detroit Lions	7	9	0	.438	358	400	4-4-0	3-5-0	4-8-0	3-3-0	Won 3
Chicago Bears	6	10	0	.375	335	397	1-7-0	3-5-0	3-9-0	1-5-0	Lost 1


South Division

Team	W	L	T	Pct	PF	PA	Home	Away	Conf	Div	Streak
z-Carolina Panthers	15	1	0	.938	500	308	8-0-0	7-1-0	11-1-0	4-1-0	Won 1
Atlanta Falcons	8	8	0	.500	339	345	4-4-0	4-4-0	5-7-0	1-5-0	Lost 1
New Orleans Saints	7	9	0	.438	358	400	4-4-0	3-5-0	6-6-0	3-3-0	Won 2
Tampa Bay Buccaneers	6	10	0	.375	342	417	3-5-0	3-5-0	3-9-0	1-5-0	Lost 4

West Division

Team	W	L	T	Pct	PF	PA	Home	Away	Conf	Div	Streak
y-Arizona Cardinals	13	3	0	.813	489	313	6-2-0	7-1-0	10-2-0	4-2-0	Lost 1
x-Seattle Seahawks	10	6	0	.625	423	277	5-3-0	5-3-0	7-5-0	3-3-0	Won 1
St. Louis Rams	7	9	0	.438	280	330	5-3-0	2-6-0	6-6-0	4-2-0	Lost 1
San Francisco 49ers	5	11	0	.313	238	387	4-4-0	1-7-0	4-8-0	1-5-0	Won 1

x - Clinched Playoffs; y - Clinched Division; z - Clinched Conference



DOLPHINS AMONG LEAST PENALIZED

Since 2012, the Dolphins' 367 penalties committed for 3,047 yards are the fifth-fewest penalties and the third-lowest penalty yards in the NFL:

FEWEST PENALTIES COMMITTED, 2012-15

TEAM	PENALTIES COMMITTED	PENALTY YARDS
1. Atl	343	3,012
2. Min	348	3,158
3. Car	364	3,149
4. NYG	366	3,039
5. MIA	367	3,047

FEWEST PENALTY YARDS, 2012-15

TEAM	PENALTIES COMMITTED	PENALTY YARDS
1. Atl	343	3,012
2. NYG	366	3,039
3. MIA	367	3,047
4t. Ari	384	3,066
4t. KC	385	3,066

MIAMI RUN GAME HIGH AVERAGE 2014-15

Over the past two seasons (2014-15), Miami has carried the ball 743 times for 3,368 yards and 23 touchdowns. Miami's 4.53 yards per carry average over that time is fourth in the NFL.

NFL HIGHEST YARDS PER CARRY LEADERS, 2014-15

TEAM	ATT	YDS	AVG	LG	TD
1. Sea	1,026	5,030	4.90	79t	30
2t. Dal	916	4,244	4.63	65t	24
2t. KC	856	3,962	4.63	63t	37
4. MIA	743	3,368	4.53	97t	23
5. Min	887	4,015	4.53	80t	30

MIAMI CARRIES THE BALL 24-OR-MORE TIMES

When tallying 24-or-more rushing attempts in a game, Miami has compiled a 11-1 record since 2014. Miami closed the 2015 season rushing 34 times for 96 yards in a 20-10 win over the New England Patriots on Jan. 3, 2016.

MIAMI RUSHES 24-OR-MORE TIMES, 2014-15

DATE	OPP	RESULT	ATT	YDS	AVG	TD
9/7/14	NE	W, 33-20	38	191	5.0	1
9/28/14	at Oak	W, 38-14	35	157	4.5	2
10/19/14	at Chi	W, 27-14	33	137	4.2	1
10/26/14	at Jax	W, 27-13	24	148	6.2	0
11/2/14	SD	W, 37-0	35	132	3.8	1
11/13/14	Buf	W, 22-9	24	125	5.2	0
12/21/14	Min	W, 37-35	28	116	4.1	1
10/18/15	at Ten	W, 38-10	32	180	5.6	2
10/25/15	Hou	W, 44-26	35	248	7.1	1
12/6/15	Bal	W, 15-13	26	137	5.3	0
12/27/15	Ind	L, 18-12	25	82	3.3	1
1/3/16	NE	W, 20-10	34	96	2.8	0

DOLPHINS UNDER CAMPBELL

- With the win vs. Houston on Oct. 25, 2015, Dan Campbell became the first head coach to take over a team during a season to win first his two games since Leslie Frazier (Minnesota) and Jason Garrett (Dallas) in 2010.

- With the Dolphins scoring 82 points in his first two games, Dan Campbell became the first head coach to take over a team during a season and score 82-plus points in his first two games since Mike Holovak (Boston) in 1961 (83 points).

- With the Dolphins allowing 36 points in his first two games, Dan Campbell became the first head coach to take over a team during a season and allow 36-or-fewer points in his first two games since Romeo Crennel (Kansas City) in 2011 (30 points).

POINTS SCORED OVER TWO GAMES

With 38 points at Tennessee on Oct. 18, 2015 and 44 points vs. Houston on Oct. 25, 2015, the Dolphins scored the most points in the NFL for two straight weeks. This was the first time the Dolphins have scored the league's most points in consecutive weeks in a single season since the 1970 merger.

HIGH SCORING HALF

Miami's 41 points in the first half vs. Houston on Oct. 25, 2015 were the most in an opening half in team history. The previous high was 35 points in the first half vs. the Boston Patriots on Dec. 17, 1967.





RYAN TANNEHILL NOTES



Tannehill

TANNEHILL QB RATING

QB Ryan Tannehill's 85.2 career passer rating is the third-highest of any Dolphins quarterback in team history.

MIAMI DOLPHINS CAREER PASSER RATING (MINIMUM 250 ATTEMPTS)

PLAYER	YEARS	RTG
1. Chad Pennington	2008-10	94.5
2. Dan Marino	1983-99	86.4
3. RYAN TANNEHILL	2012-15	85.2
4. Matt Moore	2011-13	84.8
5. Bob Griese	1967-80	77.1
6. Jay Fiedler	2000-04	76.8
7. Earl Morrall	1972-76	76.2
8. Chad Henne	2008-11	75.7

TANNEHILL CAREER PASSING YARDS

QB Ryan Tannehill's 15,460 passing yards are the third-most in Dolphins history behind only Dan Marino (61,361) and Bob Griese (25,092).

MOST CAREER PASSING YARDS IN DOLPHINS HISTORY

PLAYER	SEA	G	YDS	TD	INT	RATE
Dan Marino	1983-99	242	61,361	420	252	86.4
Bob Griese	1967-80	161	25,092	192	172	77.1
RYAN TANNEHILL	2012-15	64	15,460	87	54	85.2
Jay Fiedler	2000-04	62	11,040	66	63	76.8
Chad Henne	2008-11	36	7,114	31	37	75.7

TANNEHILL QB RATING OVER 100 = SUCCESS

In QB Ryan Tannehill's four-year career, he has had a quarterback rating of 100.0-or-higher 14 times. In those 14 games, the Dolphins are 11-3. His most recent 100.0-plus passer rating came in a 20-10 victory over the New England Patriots on Jan. 3, 2016, where he had a 112.8 passer rating.

RYAN TANNEHILL'S HIGHEST PASSER RATING, SINGLE GAME

DATE	OPP	RTG	RESULT
10/25/15	vs. HOU	158.3	W, 44-26
11/2/14	vs. SD	125.6	W, 37-0
10/19/14	at Chi	123.6	W, 27-14
12/16/12	vs. Jax	123.2	W, 24-3
12/15/13	vs. NE	120.6	W, 24-20
12/21/14	vs. MIN	118.8	W, 37-35
11/13/14	vs. BUF	114.8	W, 22-9
1/3/16	vs. NE	112.8	W, 20-10
10/14/12	vs. STL	112.0	W, 17-14
9/28/14	at Oak	109.3	W, 38-14
9/20/15	at Jax	108.0	L, 20-23
9/15/13	at IND	107.4	W, 24-20
11/23/14	at Den	104.9	L, 39-36
11/8/15	at Buf	100.3	L, 17-33

TANNEHILL COMPLETES

QB Ryan Tannehill completed 18 of 19 passes (94.7 percent) for 282 yards with four touchdowns, no interceptions and a 158.3 passer rating – the highest attainable mark – in the Dolphins' 44-26 win over Houston on Oct. 25, 2015. Tannehill completed his first 18 passes of the game and, combined with his seven completions in a row to close the following game at Tennessee, he set an NFL record with 25 consecutive completions, surpassing the previous mark held by Donovan McNabb, 24 in 2004.

MIAMI DOLPHINS CAREER COMPLETION PERCENTAGE (MIN. 150 COMPLETIONS)

PLAYER	YEARS	ATT	CMP	PCT.
1. Chad Pennington	2008-10	552	373	67.6
2. RYAN TANNEHILL	2012-15	2,248	1,392	61.9
3. Chad Henne	2009-11	1,065	646	60.7
4. MATT MOORE	2011-15	376	225	59.8
5. Dan Marino	1983-99	8,358	4,967	59.4

TANNEHILL SETS COMPLETION RECORD

QB Ryan Tannehill completed 94.7 percent of his pass attempts vs. Houston on Oct. 25, 2015 (18-of-19), which set a team record for highest completion percentage in a single-game, surpassing the previous record of 92.3 percent (12-of-13) by Bob Griese vs. New England on Dec. 18, 1978.

HIGHEST COMPLETION PERCENTAGE BY A DOLPHINS QB (Minimum 12 Completions)

PLAYER	DATE	OPP	COM	ATT	PCT
1. RYAN TANNEHILL	10/25/15	HOU	18	19	94.7
2. Bob Griese	12/18/78	NE	12	13	92.3
3. Chad Pennington	9/21/08	NE	17	20	85.0
4. David Woodley*	1/8/08	NE	16	19	84.2
5. Chad Henne	12/1/75	NE	14	17	82.4

*Playoff Game

DOLPHINS ALL-TIME RUSHING RECORD BY QB

Through his four seasons, QB Ryan Tannehill is second on the Dolphins' all-time list for rushing yards by a quarterback. In Week 14 of 2015, he rushed for 24 yards and surpassed Jay Fiedler for second-place all-time. In his career, he has totaled 177 rushing attempts for 901 yards and five touchdowns.

ALL-TIME RUSHING LEADERS IN DOLPHINS HISTORY, QUARTERBACKS

PLAYER	SEASONS	G	ATT	YDS	AVG	LG	TD
1. Bob Griese	1967-80	161	261	994	3.8	35	7
2. RYAN TANNEHILL	2012-15	64	177	901	5.1	48	5
3. Jay Fiedler	2000-04	62	201	834	4.2	30	11
4. David Woodley	1980-83	42	173	771	4.5	29	9
5. Chad Henne	2008-11	36	66	196	3.0	20	2

TANNEHILL SETS TOUCHDOWN RECORD

With his three first half touchdown passes for 50-plus yards vs. Houston on Oct. 25, 2015, QB Ryan Tannehill became first NFL quarterback since Randall Cunningham in 1998 with three 50-plus yard TD passes in the first half of a game.



OFFENSE NOTES



Miller

LAMAR LONG RUSH

RB Lamar Miller's 85-yard touchdown run vs. Houston on Oct. 25, 2015 was the second-longest in team history and the second longest of Miller's career, behind his 97-yard touchdown run against the N.Y. Jets on Dec. 28, 2014.

LAMAR MILLER LONGEST RUSHING ATTEMPTS

DATE	OPP	LONG
12/28/14	vs. NYJ	97
10/25/15	vs. Hou	85
9/22/13	vs. Atl	49
10/31/13	vs. Cin	41
11/13/14	vs. Buf	33

CAREER HIGHS FOR MILLER

RB Lamar Miller rushed for 175 yards vs. Houston on Oct. 25, 2015, which is his fifth career game with 100-plus rushing yards and the second-highest total of his NFL career.

LAMAR MILLER MOST RUSHING YARDS, SINGLE GAME

DATE	OPP	ATT	YDS
12/28/14	vs. NYJ	19	178
10/25/15	vs. Hou	15	175
12/6/15	vs. Bal	20	113
9/21/14	vs. KC	15	108
10/31/13	vs. Cin	16	105
12/2/14	vs. Min	19	92

Additionally, RB Lamar Miller's 175 rushing yards vs. Houston on Oct. 25, 2015 were the seventh-most in a regular season game in Dolphins history and most since he recorded 178 rushing yards against the New York Jets in 2014.

MILLER SETS NFL RECORD

RB Lamar Miller had a 54-yard touchdown reception and an 85-yard TD run – both in the second quarter vs. Houston on Oct. 25, 2015. Miller joined Chris Johnson (a member of the Tennessee Titans vs. Houston Texans on Sept. 20, 2009) as the only players in NFL history with an 85-plus yard touchdown run and 50-plus yard TD catch in a single game. Miller is the only player to accomplish the feat in a single quarter.

HIGH AVERAGE RUSHER

RB Lamar Miller rushed for an average of 12.50 yards per rushing attempt (14 carries for 175 yards) against Houston on Oct. 25, 2015. His 12.5 average is the fourth-highest single-game rushing average in Dolphins history (minimum 10 attempts).

MILLER AMONG AFC LEADING RUSHERS IN 2014-15

Over the past two seasons (2014-15), RB Lamar Miller's 1,971 rushing yards are the most in the AFC.

AFC RUSHING LEADERS, 2014-15

PLAYER	TEAM	ATT	YDS	AVG	TD
1. LAMAR MILLER	MIA	410	1,971	4.8	16
2. Jeremy Hill	Cin	445	1,918	4.3	20
3. Le'Veon Bell	Pit	403	1,917	4.8	11
4. Justin Forsett	Bal	386	1,907	4.9	10
5. Chris Ivory	NYJ	445	1,891	4.3	13

MILLER MORE THAN AVERAGE

RB Lamar Miller's 4.89 yard rush average over the past two seasons (2014-15) is the third-best among all running backs in the NFL.

NFL YARDS PER CARRY LEADERS AMONG RUNNING BACKS, 2014-15, MIN 200 ATT

PLAYER	TEAM	ATT	YDS	AVG	TD
1. Jamaal Charles	KC	277	1,397	5.04	13
2. Justin Forsett	Bal	386	1,907	4.94	10
3. LAMAR MILLER	MIA	391	1,911	4.89	16

RB Lamar Miller's 12.50 yards per rush (14-175) against the Houston Texans on Oct. 25, 2015, was the highest single-game average in the NFL in 2015 among all running backs with a minimum of 14 carries.

HIGHEST NFL SINGLE-GAME RUSHING YARDS PER ATTEMPT IN 2014

PLAYER	DATE	TM	OPP	ATT	YDS	AVG
1. LAMAR MILLER	10/25/15	MIA	Hou	14	175	12.50
2. Mark Ingram	10/25/15	NO	Ind	14	143	10.21
3. Todd Gurley	12/13/15	STL	Det	16	140	8.75
4. Doug Martin	11/22/15	TB	Phi	27	235	8.70
5. Adrian Peterson	11/15/15	Min	Oak	26	203	7.81

MILLER UNLEASHED

RB Lamar Miller totaled 988 yards from scrimmage in 2015 with 681 yards rushing and 307 yards receiving, putting him fourth in the NFL amongst running backs and fourth overall in yards from scrimmage since Week 6.

MOST YARDS FROM SCRIMMAGE SINCE WEEK 6

PLAYER	TEAM	RUSHING	RECEIVING	TOTAL
1. Julio Jones	Atl	0	1,177	1,177
2. Adrian Peterson	Min	1,046	129	1,175
3. Antonio Brown	Pit	28	1,124	1,152
4. Doug Martin	TB	949	117	1,066
5. Darren McFadden	Dal	868	173	1,041
6. DeAngelo Williams	Pit	668	334	1,002
7. LAMAR MILLER	MIA	681	307	988



OFFENSE NOTES



Landry

LANDRY SET FRANCHISE RECORD

With his six reception performance vs. New England on Jan. 3, 2016, WR Jarvis Landry ended the season with 110 receptions on the season to set a season-high in team history.

MOST RECEPTIONS IN A SEASON IN DOLPHINS HISTORY

PLAYER	YEAR	RECEPTIONS
1. JARVIS LANDRY	2015	110
2. O.J. McDuffie	1998	90
3t. Mark Clayton	1988	86
3t. Brandon Marshall	2010	86
5. JARVIS LANDRY	2014	84
6. Chris Chambers	2005	82
7. Brandon Marshall	2011	81

LANDRY LONG SCORE

WR Jarvis Landry's 50-yard touchdown vs. Houston on Oct. 25, 2015, was the longest reception of his career, his previous long was 36 yards at Jacksonville on Sept. 20, 2015. It was also the longest touchdown reception of his career, his previous long was a 14-yard touchdown reception vs. San Diego (11/2/14).

LANDRY RACES TO 150 CATCHES

In 2014, WR Jarvis Landry notched 84 receptions, setting the franchise record for most receptions in a season by a rookie. In 2015, Landry tallied 110 catches, improving his career total to 194 grabs. It took him 27 games to reach 150 receptions, becoming the fastest player in Dolphins history to accomplish the feat. He surpassed running back Terry Kirby who did it in 34 games.

TARGET PRACTICE

In his career, WR Jarvis Landry has caught 194 of the 278 passes thrown his way. His percentage of targets caught is 69.8, second-highest in the NFL among active wide receivers with a minimum of 100 receptions since the start of 2014.

HIGHEST PERCENTAGE OF TARGETS CAUGHT IN NFL, ACTIVE WIDE RECEIVERS (Min. 100 receptions), 2014-15

PLAYER	TEAM	G	TGT	REC	% OF TGT REC	YDS	TD
1. Antonio Brown	Pit	32	374	265	70.9 %	3,532	23
2. JARVIS LANDRY	MIA	32	278	194	69.8%	1,915	9
3. Golden Tate	Det	32	272	189	69.5%	2,144	10
4. Larry Fitzgerald	Ari	30	248	172	69.4%	1,999	11
5. Julian Edelman	NE	23	222	153	68.9%	1,664	11

LANDRY RANKS AMONG THE BEST

Since 2014, WR Jarvis Landry has totaled 194 receptions, which is the fourth-most in the NFL over the last two years and leads the 2014 NFL Draft Class ahead of New York Giants WR Odell Beckham (187).

MOST RECEPTIONS SINCE 2014

PLAYER	TEAM	RECEPTIONS
1. Antonio Brown	Pit.	265
2. Julio Jones	Atl	240
3. Demaryius Thomas	Den	216
4. JARVIS LANDRY	MIA	194
5. Golden Tate	Det	189
6t. Odell Beckham Jr.	NYG	187
6t. DeAndre Hopkins	Hou	187
8. Emmanuel Sanders	Den	177
9t. Jeremy Maclin	Phi-KC	172
9t. Larry Fitzgerald	Ari	172

TWO FOR THE HISTORY BOOKS

WR Jarvis Landry recorded six catches vs. New England on Jan. 3, 2016. He has recorded 194 receptions over the course of his first two NFL seasons. His 194 total receptions are the most in NFL history by a player in his first two NFL seasons.

MOST RECEPTIONS IN FIRST TWO SEASONS

TEAM	Player	First Year	Second Year	Total
1. MIA	JARVIS LANDRY	84 (2014)	110 (2015)	194
2. NYG	Odell Beckham Jr.	91 (2104)	96 (2015)	187
3. NO	Marques Colston	70 (2006)	98 (2007)	168
4. Cin	A.J. Green	65 (2011)	97 (2012)	162
5t. NO	Reggie Bush	88 (2006)	73 (2007)	161
5t. Ari	Larry Fitzgerald	58 (2004)	103 (2005)	161

TAKE TWO

In 2015, WR Jarvis Landry 110 receptions are the second-most receptions by a second-year player, behind only WR Isaac Bruce who recorded 119 receptions in 1995 as a member of the St. Louis Rams.

MOST RECEPTIONS IN SECOND SEASON

PLAYER	TEAM	RECEPTIONS	YEAR
1. Isaac Bruce	Stl	119	1995
2. JARVIS LANDRY	MIA	110	2015
3. Larry Fitzgerald	Ari	103	2005
4. Brandon Marshall	Den	102	2007
5. Marques Colston	NO	98	2007
6. A.J. Green	Cin	97	2012
7. Odell Beckham Jr.	NYG	96	2015
8. Kendall Wright	Ten	94	2013
9. Lionel Taylor	Den	92	1960
10. Sterling Sharpe	GB	90	1989



OFFENSE NOTES

MORE THAN A PASS CATCHER

With his nine-yard pass completion against Buffalo on Nov. 8, 2015, WR Jarvis Landry became the third player in Dolphins history to have a rushing attempt, reception, pass completion, kickoff return and punt return in a season.

PLAYERS WITH A RUSHING ATTEMPT, RECEPTION, PASS COMPLETION, KICKOFF RETURN AND PUNT RETURN IN A SEASON IN DOLPHINS HISTORY

PLAYER	SEASON
JARVIS LANDRY	2015
Mark Clayton	1983
Nat Moore	1974

WR Jarvis Landry recorded 18 carries in 2015. He became the third wide receiver in Dolphins history to record 10 or more rushing attempts in a season in franchise history.

MOST RUSHING ATTEMPTS IN A SEASON BY A DOLPHINS WIDE RECEIVER

PLAYER	SEASON	ATT.
1. JARVIS LANDRY	2015	18
2. Nat Moore	2015	14
3. Chris Chambers	2005	12

WR Jarvis Landry recorded 113 rushing yards on the 2015 season, which is the second-highest single-season total by a Dolphins wide receiver.

MOST RUSHING YARDS IN A SEASON BY A DOLPHINS WIDE RECEIVER

PLAYER	SEASON	YARDS
1. Paul Warfield	1971	115
2. JARVIS LANDRY	2015	113
3. Chris Chambers	2006	95
4. Chris Chambers	2005	92
5. Nat Moore	1977	89



Cameron

CAMERON HIGH AVERAGE

Since the start of the 2014 season, TE Jordan Cameron's 13.7 average yards per catch is second among all tight ends in the NFL.

HIGHEST AVG. PER RECEPTION AMONG NFL TIGHT ENDS IN 2014-15

PLAYER	TEAM	REC	YDS	AVG
1. Rob Gronkowski	NE	154	2,300	14.9
2. JORDAN CAMERON	Cle-MIA	59	810	13.7
3. Austin Seferian-Jenkins	TB	42	559	13.3
4. Greg Olsen	Car	161	2,112	13.1
5. Gary Barnidge	Cle	92	1,199	13.0



Parker

PARKER MAKES DOLPHINS HISTORY

WR DeVante Parker had 106 receiving yards on five catches against the New England Patriots on Jan. 3, 2016. He is the first Dolphins rookie to record 100-plus receiving yards in a game since Chris Chambers had 124 yards on seven catches as a rookie against New England on Dec. 22, 2001.

A DECEMBER/JANUARY TO REMEMBER

WR DeVante Parker led all NFL rookies with 365 receiving yards in December/January and led AFC rookie wide receivers with 18 receptions in that time period. He also was tied among all AFC rookies with two touchdown receptions in December/January.

MOST RECEIVING YARDS AMONG ROOKIES SINCE DECEMBER

PLAYER	TEAM	REC. YARDS	TDs
1. DEVANTE PARKER	MIA	365	2
2. Tyler Lockett	Sea	318	3
3. Dorial Green-Beckham	Ten	306	2
4. Will Tye	NYG	238	3
5. Amari Cooper	Oak	219	2

ABOVE THE AVERAGE

With his 26 receptions for 494 yards, WR DeVante Parker averaged 19.0 yards per catch. His 19.0 avg. was the highest among rookies in the NFL in 2015 with at least 25 receptions.

HIGHEST YARDS PER CATCH AMONG ROOKIES IN 2015

PLAYER	TEAM	REC.	YARDS	AVG
1. DEVANTE PARKER	MIA	26	494	19.0
2. Dorial Green-Beckham	Ten	32	549	17.2
3. Devin Funchess	Car	31	473	15.3
4. Amari Cooper	Oak	72	1,070	14.9
5. Stefon Diggs	Min	52	720	13.9

HISTORICAL HIGH

With his 26 receptions for 494 yards, WR DeVante Parker averaged 19.0 yards per catch. His 19.0 avg. was the highest among rookies in the Dolphins history.

HIGHEST YARDS PER CATCH AMONG ROOKIES IN DOLPHINS HISTORY

PLAYER	YEAR	REC.	YARDS	AVG
1. DEVANTE PARKER	2015	26	494	19.0
2. Chris Chambers	2001	48	883	18.4
3. Ferrell Edmunds	1988	33	575	17.4
4. Nat Moore	1974	37	605	16.4
5. Brian Hartline	2009	31	506	16.3



DEFENSE NOTES



Suh

SUH SACKS

Since DT Ndamukong Suh entered the NFL in 2010, he has totaled 42.0 sacks, the second-most in the NFL among defensive tackles during that time.

MOST TOTAL SACKS IN NFL AMONG DEFENSIVE TACKLES SINCE 2010

PLAYER	G	SACKS	YDS
1. Geno Atkins	89	43.0	300.5
2. NDAMUKONG SUH	94	42.0	284.5
3t. Gerald McCoy	78	35.5	254.5
3t. Marcell Dareus	77	30.5	186.5
3t. Justin Smith	78	30.5	194

SUH TACKLES

Since entering the NFL in 2010, DT Ndamukong Suh has recorded 299 total tackles (218 solo). His 299 tackles are second-most in the NFL among active defensive tackles during that time span.

MOST TOTAL TACKLES IN NFL AMONG ACTIVE DEFENSIVE TACKLES SINCE 2010

PLAYER	G	TOT	TACK	ASST
1. Ahtyba Rubin	88	325	202	123
2. NDAMUKONG SUH	94	299	218	81
3. Domata Peko	96	294	148	146
4. Haloti Ngata	87	286	173	113
5. Justin Smith	78	286	209	77

SUH STUFFS LINE OF SCRIMMAGE

DT Ndamukong Suh's 44.0 stuffs lead the NFL among active defensive tackles since he began his career in 2010. A stuff is defined as any tackle of a ball carrier behind the line of scrimmage during a rushing attempt.

MOST STUFFS IN THE NFL AMONG ACTIVE DEFENSIVE TACKLES SINCE 2010

PLAYER	G	TOT	STUFF	YDS
1. NDAMUKONG SUH	94	299	44.0	115
2. Brandon Mebane	84	232	29.5	69.5
3. Kyle Williams	74	254	29.0	74
4. Jonathan Babineaux	91	182	28.5	91
5. Geno Atkins	89	213	28.0	64.5

SUH PASSES DEFENSED

Not only is DT Ndamukong Suh extremely disruptive in pass game with the pressure he generates and in the run game by clogging the middle and making plays in the opponent's backfield, but he also can make an impact even when he doesn't get to the quarterback or ball carrier - his 20 passes defended since entering the NFL in 2010 are the fourth-most among defensive tackles during that time.

MOST PASSES DEFENSED IN THE NFL AMONG DEFENSIVE TACKLES SINCE 2010

PLAYER	G	TOT	SACKS	PD
1. Kevin Williams	93	200	14.5	28
2. Haloti Ngata	87	286	21.5	24
3. Sen'Derrick Marks	78	171	14.5	21
4. NDAMUKONG SUH	94	299	42.0	20
5. Corey Liuget	74	203	21.0	15

SUH'S DURABILITY

DT Ndamukong Suh has played 67 consecutive games, which is the fourth-longest streak among active NFL defensive tackles.

MOST CONSECUTIVE GAMES PLAYED, ACTIVE NFL DEFENSIVE TACKLES

PLAYER	TEAM	CONSECUTIVE GAME STREAK
1. Domata Peko	CIN	96
2. Tyson Alualu	JAX	96
3. Karl Klug	Ten	80
4. NDAMUKONG SUH	MIA	67

SHEPPARD A STAT STUFFER

Dolphins LB Kelvin Sheppard recorded 14 total tackles vs. Dallas on Nov. 22, 2015. His tackle total was the most by a Dolphins defender in 2015 and tied for the sixth-most by any AFC defensive player this season.

MOST SINGLE-GAME TOTAL TACKLES IN THE NFL IN 2015

NAME	DATE	TEAM	OPP	TACKLES
1. Danny Trevathan	11/8/2015	Den	Ind	19
2. Paul Posluszny	9/27/2015	Jax	NE	18
3. D'Qwell Jackson	10/4/2015	Ind	Jax	17
4t. Vincent Rey	10/4/2015	Cin	KC	15
4t. Ryan Shazier	9/20/2015	Pit	SF	15
6t. KELVIN SHEPPARD	11/22/2015	Mia	Dal	14



Grimes

GRIMES' PICKS SINCE 2009

Despite missing all but one game of the 2012 season, CB Brent Grimes has posted a total of 25 interceptions from 2009-15. His total is tied for third-most by any NFL cornerback during that time span.

INTERCEPTIONS LEADERS AMONG CORNERBACKS, 2009-15

PLAYER	TOTAL INT	YDS
1. Richard Sherman	26	338
2. Aqib Talib	26	501
3t. BRENT GRIMES	25	332
3t. Asante Samuel	25	351
5. Tramon Williams	23	325





DEFENSE NOTES

GRIMES' PASSES DEFENSED SINCE 2009

Since 2009, CB Brent Grimes' 93 passes defended is the sixth-most in the NFL despite him missing all but one game of 2012.

PASS DEFENSED LEADERS, 2009-15

PLAYER	GP	PD
1. Tramon Williams	110	107
2. Dominique Rodgers-Cromartie	106	103
3. Johnathan Joseph	103	98
4. Darrelle Revis	92	97
5. Brandon Carr	111	94
6. BRENT GRIMES	91	93

GRIMES AMONG NFL INT LEADERS SINCE JOINING DOLPHINS

Since CB Brent Grimes became a member of the Dolphins as an unrestricted free agent in 2013, he has totaled 13 interceptions, which is the second-most in the NFL during that time.

MOST TOTAL INTERCEPTIONS FROM 2013-15

PLAYER	INT	YDS	TD
1. Richard Sherman	14	236	1
2. BRENT GRIMES	13	201	2
3t. Logan Ryan	11	121	1
3t. Aqib Talib	11	197	4
5. Trumaine Johnson	11	232	1

JONES STANDS ALONE

S Reshad Jones had a record setting year in 2015. He finished the season having tallied 135 total tackles (106 solo) and has snagged five interceptions. Jones is the only player in the NFL with 100-plus tackles and five interceptions.

MOST TACKLES IN THE NFL IN 2015 AMONG DEFENSIVE BACKS

PLAYER	GM	TOT	TCK	ASST	INT
1. RESHAD JONES	16	135	106	29	5



Jones

JONES SACKS

S Reshad Jones has recorded 8.5 sacks in his career and moved into sole possession of the second-most sacks by a defensive back in franchise history. He now trails only Yeremiah Bell (11.0 sacks).

MOST SACKS BY A DEFENSIVE BACK, DOLPHINS HISTORY

PLAYER	YEARS	SACKS
1. Yeremiah Bell	2004-11	11.0
2. RESHAD JONES	2010-15	8.5
3. Patrick Surtain	1998-2004	6.5
4. Liffort Hobley	1987-93	6.0
5t. Jerry Wilson	1996-2000	5.5

JONES LEADS NFL DEFENSIVE BACKS IN TACKLES

S Reshad Jones finished the 2015 season with 135 total tackles (106 solo), which led all defensive backs in the NFL.

MOST TACKLES IN THE NFL AMONG DEFENSIVE BACKS

PLAYER	TEAM	GM	TOT	TCK	ASST
1. RESHAD JONES	MIA	16	135	106	29
2. Corey Graham	Buf	16	122	91	31
3t. Mark Barron	StL	16	113	76	37
3t. Barry Church	Dal	15	113	75	38
5. Deone Bucannon	ARI	16	109	90	19

JONES' CAREER TOUCHDOWN INTERCEPTIONS

S Reshad Jones recorded his third career interception return for a touchdown against the Texans on Oct. 25, 2015. His total is tied for the second-highest in team history, behind the four by LB Zach Thomas.

MOST CAREER TOUCHDOWN INTERCEPTIONS, DOLPHINS HISTORY

PLAYER	YEAR	INT/TD
1. Zach Thomas	1996-2007	4
2t. Dick Anderson	1968-1977	3
2t. Terrell Buckley	1995-1999, 2003	3
2t. Jason Taylor	1997-2007, 2009, 2011	3
2t. RESHAD JONES	2010-2015	3

JONES JOINS DOLPHINS ELITE FOR SACKS AND INTERCEPTIONS FOR TOUCHDOWNS

S Reshad Jones recorded his second sack of the season against Philadelphia making him one of four players in Dolphins history to record at least two sacks and two interceptions for touchdowns in the same season.

MOST TOUCHDOWN INTERCEPTIONS IN A SEASON

PLAYER	YEAR	SACKS	INT TD'S
Jason Taylor	2006	13.5	2
Bill Stanfill	1969	8.0	2
RESHAD JONES	2015	2.0	2
Zach Thomas	1999	2.0	2



SPECIAL TEAMS NOTES



Denney

DENNEY SETS RECORD

LS John Denney has played in all 176 games of his 11-year career with the Dolphins. He passed Jason Taylor for first place in Dolphins history for most consecutive games played in Week 3 of 2013 vs. Atlanta on Sept. 22, 2013.

MOST CONSECUTIVE GAMES PLAYED IN DOLPHINS HISTORY

PLAYER	CONSECUTIVE GAMES PLAYED	STREAK
1. JOHN DENNEY	176*	1ST IN 2005 THROUGH 16TH IN 2015
2. Jason Taylor	130	15th in 1999 through 16th in 2007
3. Jim Langer	128	10th in 1970 through 9th in 1979
4. Garo Yepremian	127	2nd in 1970 through 16th in 1978
5. Bob Baumhower	125	1st in 1977 through 14th in 1984

* active

FRANKS AMONG TOP DOLPHINS ROOKIES KICKERS

Rookie kicker Andrew Franks' 53-yard field goal against Houston on Oct. 25, 2015 was the fourth longest made by a Dolphins rookie in franchise history.

LONGEST FIELD GOAL BY ROOKIE IN DOLPHINS HISTORY

PLAYER	ROOKE YEAR	LONG
1. Pete Stoyanovich	1989	59
2t. Caleb Sturgis	2013	54
2t. Uwe Von Schamann	1979	54
4. ANDREW FRANKS	2015	53

Rookie Andrew Franks has recorded touchbacks on 69.4 percent of his kickoffs (43 of 62), the highest percentage for a Dolphins kicker since the NFL moved the kickoff to the from 30-yard line to the 35 in 2011.

DOLPHINS TOUCHBACK LEADERS, 2011-15

Player	Season	Touchback %	Return Avg.
1. ANDREW FRANKS	2015	69.4	24.0
2. Dan Carpenter	2011	57.4	24.7
3. Caleb Sturgis	2013	51.4	23.2
4. Dan Carpenter	2012	47.6	25.3
5. Caleb Sturgis	2014	44.0	26.9



MIAMI ROOKIE FIRSTS

With P Matt Darr and K Andrew Franks' appearance in the 17-10 victory over Washington on Sept. 13, 2015, it marked the first time in a non-replacement season that a pair of rookies served as punter and kicker in the same season in Dolphins history. Additionally, following his start at Washington, G Jamil Douglas became just the fourth rookie in Dolphins history to start at guard in a season opener. He joined Keith Sims (1990), Donald Thomas (2008) and John Jerry (2010).

DARR BOOMS PUNTS IN NFL DOLPHINS DEBUT



Darr

P Matt Darr's 58.2 average per punt against the Patriots on Oct. 29, 2015, was the third-highest single-game average overall in team history and the best by a rookie. He broke his own previous record for single-game punting average by a Dolphins rookie of 54.3 yards per punt on Sep. 13, 2015 at Washington on Sept. 13, 2015. Further, his 54.3 average was the highest punting average for a Dolphins player on opening day, surpassing Brandon Fields' 54.0 in 2013.

HIGHEST PUNTING AVG. IN A GAME IN DOLPHINS HISTORY

PLAYER	DATE	OPP	PUNT	YDS	AVG
1. Brandon Fields	9/23/12	NYJ	4	235	58.8
2. Reggie Roby	9/28/86	SF	4	234	58.5
3. MATT DARR	10/29/15	at NE	6	349	58.2
3. Brandon Fields	12/12/10	at NYJ	10	564	56.4
4. Brandon Fields	12/4/11	Oak	4	222	55.5
5. John Kidd	10/27/96	Dal	5	272	54.4
6. MATT DARR	9/13/15	at Was	4	217	54.3
7t. Brandon Fields	9/8/13	at Cle	5	270	54.0

Even more impressive, Darr's 54.3 average was tied for the second-highest ever on opening day for a rookie punter (with a minimum of four punts).

HIGHEST PUNTING AVG. ON OPENING DAY FOR A ROOKIE, MIN. 4 PUNTS

PLAYER	DATE	Tm	Opp	PUNT	AVG
1. Rodney Williams	9/10/01	NYG	at DEN	8	55.1
2. MATT DARR	9/13/15	MIA	at WAS	4	54.3
3. Chris Kluwe	9/11/05	MIN	TAM	4	54.3

Darr's high average not only propelled him up the Dolphins and NFL annals, but he also finished third in the NFL in punting average this season.

2015 NFL PUNTING AVERAGE LEADERS


PLAYER	TEAM	PUNT	YDS	AVG	LG
1. Johnny Hekker	STL	96	4,601	47.9	68
2. Pat McAfee	Ind	85	4,052	47.7	63
3. MATT DARR	MIA	92	4,380	47.6	70
4. Brett Kern	Ten	88	4,175	47.4	61
5. Shane Lechler	Hou	95	4,497	47.3	64
6. Brett Kern	Ten	82	3875	47.3	61



DOLPHINS RECORD BOOK

DOLPHINS COACHING RECORDS

HEAD COACH	YEARS	W	L	T	PCT.
George Wilson	1966-69	15	39	2	.278
Don Shula	1970-95	274	147	2	.648
Jimmy Johnson	1996-99	38	31	0	.551
Dave Wannstedt	2000-04	43	33	0	.566
Jim Bates	2004	3	4	0	.429
Nick Saban	2005-06	15	17	0	.469
Cam Cameron	2007	1	15	0	.063
Tony Sparano	2008-11	29	33	0	.468
Todd Bowles	2011	2	1	0	.667
Joe Philbin	2012-15	24	28	0	.462
DAN CAMPBELL	2015	5	7	0	.417



NFL RECORDS HELD BY DOLPHINS

Most Seasons Leading NFL in Attempts

5 Dan Marino (1984, 1986, 1988, 1992, 1997)

Most Seasons Leading NFL in Completions

6 Dan Marino (1984-86, 1988, 1992, 1997)

Most Consecutive Seasons Leading NFL in Completions

3 Dan Marino (1984-86); tied with George Blanda (Hou., 1963-65)

Most Seasons Leading NFL in Passing Yards Gained

5 Dan Marino (1984-86, 1988, 1992); tied with Sonny Jurgensen (Phi. 1961-62, Was. 1966-67, 1969)

Most Games, 400 or More Yards Pass in a Season

4 Dan Marino (1984); tied with Peyton Manning (Den. 2013)

Most Consecutive Games, 400 or More Yards Passing

2 Dan Marino (1984); tied with seven others

Most Interceptions in a Game

4 Dick Anderson (Miami vs. Pittsburgh, Dec. 3, 1973); tied with 18 others

Most Interceptions Returned for a Touchdown in a Game

2 Dick Anderson (Miami vs. Pittsburgh, Dec. 3, 1973) and Mike Kozlowski (Miami vs. N.Y. Jets, Dec. 16, 1983); tied with 29 others

Most Kickoffs Returned for a Touchdown in a Game

2 Ted Ginn Jr. (Miami vs. N.Y. Jets, Nov. 1, 2009); tied with 9 others

Most Combined Returns for a Touchdown in a game

2 Ted Ginn Jr. (Miami vs. N.Y. Jets, Nov. 1, 2009); tied with 33 others

Most Career Fumbles Returned for a Touchdown

6 Jason Taylor (Miami, 1997-2007; Was., 2008; Miami, 2009; N.Y. Jets, 2010; Miami, 2011)

Most Consecutive Home Wins by a Team

27 Miami (1971-74)

Most Two-Point Conversions in a Season

Miami 6 (1994); tied with Minnesota (1997)

Most Seasons Leading NFL in Fewest Times Sacked

10 Miami (1973, 1982-90)

Most Consecutive Seasons Leading NFL in Fewest Times Sacked

9 Miami (1982-1990)

Fewest Times Sacked in a Season

7 Miami (1988)

Most Seasons Leading NFL in Fewest Penalties

13 Miami (1968, 1976-84, 1986, 1990-91)

Most Consecutive Seasons Leading NFL in Fewest Penalties

9 Miami (1976-1984)

Most Seasons Leading NFL in Fewest Yards Penalized

14 Miami (1967-68, 1973, 1977-84, 1990-91, 2010)

Most Consecutive Seasons Leading NFL in Fewest Yards Penalized

8 Miami (1977-84)





2015 NFL REGULAR SEASON RANKINGS

OFFENSE

TOTAL	YDS/G	RUSH	YDS/G	PASS	YDS/G
1. Ari	408.3	1. Buf	152.0	1. NO	310.6
2. NO	403.8	2. Car	142.6	2. Ari	288.5
3. Pit	395.4	3. Sea	141.8	3. Pit	287.7
4. Sea	378.6	4. Min	138.2	4. SD	286.9
5. TB	375.9	5. TB	135.1	5. NE	286.7
6. NE	374.4	6. KC	127.8	6. Atl	273.7
7. Atl	374.4	7. StL	122.3	7. NYG	271.7
8. NYG	372.3	8. Ari	119.8	8. Bal	266.9
9. SD	371.8	9. Dal	118.1	9. Det	263.3
10. NYJ	370.3	10. NYJ	116.8	10. Jax	256.8
11. Car	366.9	11. Chi	115.7	11. Was	255.9
12. Phi	364.4	12. GB	115.6	12. Phi	255.4
13. BUF	360.9	13. Cin	112.8	13. NYJ	253.6
14. Bal	359.3	14. Phi	108.9	14. Den	248.1
15. Cin	358	15. Hou	108.2	15. Cin	245.2
16. Den	355.5	16. Pit	107.8	16. Oak	242.4
17. Was	353.8	17. Den	107.4	17. TB	240.8
18. Jax	348.8	18. Atl	100.7	18. Hou	239.6
19. Hou	347.8	19. NYG	100.6	19. MIA	238.2
20. Det	346.7	20. Was	97.9	20. Sea	236.9
21. Chi	344.6	21. SF	96.5	21. Cle	236.4
22. Dal	335.1	22. Cle	95.6	22. IND	231.5
23. GB	334.6	23. MIA	93.5	23. Chi	228.9
24. Oak	333.5	24. NO	93.2	24. CAR	224.3
25. Cle	331.9	25. Ten	92.8	25. GB	218.9
26. MIA	331.7	26. Bal	92.4	26. Ten	218.9
27. KC	331.2	27. Jax	92.1	27. Dal	216.9
28. Ind	321.4	28. Oak	91.1	28. Buf	208.9
29. Min	321.2	29. Ind	89.9	29. SF	207.3
30. TEN	311.8	30. NE	87.8	30. KC	203.4
31. SF	303.8	31. SD	84.9	31. Min	183.0
32. StL	297.6	32. Det	83.4	32. StL	175.3

DEFENSE

TOTAL	YDS/G	RUSH	YDS/G	PASS	YDS/G
1. Den	283.1	1. Sea	81.5	1. Den	199.6
2. Sea	291.8	2. NYJ	83.4	2. Sea	210.3
3. Hou	310.2	3. Den	83.6	3. Hou	210.4
4. NYJ	318.6	4. Car	88.4	4. Chi	224.6
5. Ari	321.7	5. Pit	91.2	5. Dal	227.3
6. Car	322.9	6. Ari	91.3	6. GB	227.6
7. KC	329.3	7. Cin	92.3	7. Ten	229.9
8. Bal	337.4	8. KC	98.2	8. Ari	230.4
9. NE	339.4	9. NE	98.8	9. KC	231.1
10. TB	340.4	10. Hou	99.8	10. Bal	233.6
11. Cin	340.8	11. TB	100.4	11. Car	234.5
12. Ten	342.2	12. Bal	103.8	12. Min	234.9
13. Min	344.2	13. Oak	104.9	13. NYJ	235.2
14. Chi	345.4	14. Atl	105.0	14. SD	236.6
15. GB	346.7	15. Jax	106.8	15. Det	236.8
16. Atl	347.6	16. Buf	108.1	16. TB	240.0
17. Dal	348.1	17. Min	109.3	17. NE	240.7
18. Det	349.6	18. Ten	112.3	18. Atl	242.6
19. Buf	356.4	19. Det	112.8	19. Buf	248.3
20. SD	361.9	20. StL	113.8	20. Cin	248.5
21. Pit	363.1	21. GB	119.1	21. MIA	250.0
22. Oak	363.6	22. Chi	120.9	22. Cle	250.8
23. StL	367.8	23. Dal	120.9	23. StL	254.1
24. Jax	375.0	24. NYG	121.4	24. Ind	257.1
25. MIA	376.2	25. Ind	122.0	25. Was	258.0
26. Ind	379.1	26. Was	122.6	26. Oak	258.8
27. Cle	379.2	27. SD	125.3	27. SF	261.2
28. Was	380.6	28. MIA	126.2	28. Phi	267.1
29. SF	387.4	29. SF	126.3	29. Jax	268.2
30. Phi	401.6	30. Cle	128.4	30. Pit	271.9
31. NO	413.8	31. NO	129.8	31. NO	284.0
32. NYG	420.3	32. Phi	134.6	32. NYG	298.9



2015 DOLPHINS STATISTICS

	DOLPHINS	OPPONENTS
TOTAL FIRST DOWNS	291	351
RUSHING	72	112
PASSING	194	203
PENALTY	25	36
3RD DOWN, MADE / ATT.	63/205	96/221
3RD DOWN PCT.	30.7	43.4
4TH DOWN, MADE / ATT.	8/22	4/12
4TH DOWN PCT.	36.4	33.3
POSSESSION AVG.	27:22	32:38
TOTAL NET YARDS	3,811	4,000
AVG. PER GAME	238.2	250.0
TOTAL PLAYS	977	1,075
AVG. PER PLAY	5.4	5.6
NET YARDS RUSHING	1,496	2,019
AVG. PER GAME	93.3	129.9
TOTAL RUSHES	310	475
NET YARDS PASSING	3,469	3,874
AVG. PER GAME	93.5	126.2
SACKED / YDS. LOST	45/420	31/225
GROSS YARDS	4,231	4,225
ATT. / COMPLETIONS	588/365	542/350
COMPLETION PCT.	62.1	64.6
HAD INTERCEPTED	12	13
PUNTS / AVG.	92/47.6	77/45.7
NET PUNTING AVG.	92/39.7	77/38.2
PENALTIES / YARDS	134/1,090	121/1,005
FUMBLES / BALL LOST	23/7	12/3
TOTAL TOUCHDOWNS	39	46
TD, RUSHING	11	13
TD, PASSING	24	31
TD, RETURNS	4	2

INDIVIDUAL DOLPHINS LEADERS

PASSING YARDS

Ryan Tannehill..... 4,208

RUSHING YARDS

Lamar Miller 872

Jay Ajayi 187

Ryan Tannehill..... 141

RECEIVING YARDS

Jarvis Landry..... 1,157

Rishard Matthews 758

DeVante Parker..... 494

POINTS SCORED

Adrew Franks..... 72

Lamar Miller..... 60

Jarvis Landry..... 38

INTERCEPTIONS

Reshad Jones 5

Brent Grimes..... 4

Four tied with 1

SACKS

Olivier Vernon..... 7.5

Cameron Wake 7.0

Ndamukong Suh..... 6.0

DEFENSIVE TACKLES

Reshad Jones 135

Kelvin Sheppard 102

Koa Misi..... 78

SPECIAL TEAMS TACKLES

Spencer Paysinger 15

Michael Thomas 14

Walt Aikens..... 10

KICKOFF RETURNS (Avg.)

Jarvis Landry..... 24.7

PUNT RETURNS (Avg.)

Brent Grimes..... 14.8

FIELD GOALS

Andrew Franks..... 13-16

PUNTING (GROSS/NET AVG.)

Matt Darr 47.6/39.7



2015 MIAMI DOLPHINS DRAFT CLASS



2015 MIAMI DOLPHINS DRAFT RECAP

ROUND	PLAYER	NO	HOW ACQUIRED	POS	HT	WT	COLLEGE
1	DeVante Parker	14 th	---	WR	6'3"	211	Louisville
2a		47 th	to Eagles in draft trade down				
2b	Jordan Phillips	52 nd	from Eagles in draft trade down	DT	6'6"	334	Oklahoma
3		78 th	to Saints				
4	Jamil Douglas	114 th		G	6'4"	300	Arizona State
5a	Bobby McCain	145 th	from Eagles in draft trade down	CB	5'11"	195	Memphis
5b	Jay Ajayi	149 th	from Vikings	RB	6'0"	216	Boise State
5c	Cedric Thompson	150 st		S	6'0"	208	Minnesota
5d	Tony Lippett	156 th	from Eagles in draft trade down	CB	6'3"	185	Michigan State
6			to Eagles in draft trade down				
7			to Baltimore				

MIAMI DOLPHINS DRAFT TRADES

DAY 1

THURSDAY, APRIL 30, 2015

There were no trades involving the Miami Dolphins that took place during the first day of the 2015 NFL draft.

DAY 2

FRIDAY, MAY 1, 2015

The list below are the trades involving the Miami Dolphins that took place during the second day of the 2015 NFL draft.

DAY 3

SATURDAY, MAY 2, 2015

There were no trades involving the Miami Dolphins that took place during the third day of the 2015 NFL draft.

TRADE	DAY 2 - FRIDAY, MAY 1, 2015
1	The Miami Dolphins traded the 47th and 191st picks to Philadelphia for the 52nd, 145th and 156th selections in the 2015 draft



FREE AGENCY TRACKER

The Dolphins have been active in the 2015 Free Agency market. Prior to the 2015 NFL draft, the team has re-signed 11 players who ended the season with the club, while also adding another 11 players to the roster. Below tracks the players the team has signed as well as those who ended the 2014 season on the Miami roster and their current status.

PLAYERS RETAINED

PLAYERS FROM 2014 RE-SIGNED (10)

LaRon Byrd	WR	
Louis Delmas	S	
Jason Fox	T	
A.J. Francis	DT	
T.J. Heath	CB	
LaMichael James	RB	
Jordan Kovacs	S	
Matt Moore	QB	
Kelvin Sheppard	LB	
Michael Thomas	S	

UNRESTRICTED FREE-AGENTS SIGNED (7)

Zack Bowman	CB	N.Y. Giants
Jordan Cameron	TE	Cleveland
Jeff Linkenbach	OL	Kansas City
Brice McCain	CB	Pittsburgh
Jacques McClendon	OL	Jacksonville
Spencer Paysinger	LB	N.Y. Giants
Ndamukong Suh	DT	Detroit

FREE-AGENTS SIGNED (3)

Josh Freeman	QB	
Greg Jennings	WR	Minnesota
J.D. Walton	OL	N.Y. Giants

RESTRICTED FREE AGENTS (1)

Derrick Shelby	DE	
----------------	----	--

TRADE (1)

Kenny Stills	WR	New Orleans
--------------	----	-------------

REMAINING UNSIGNED FREE AGENTS FROM 2014 ROSTER

UNRESTRICTED FREE AGENTS (4)

Daryn Colledge	G	Retired
Knowshon Moreno	RB	
Samson Satele	C	
Daniel Thomas	RB	Chicago

FREE-AGENTS (3)

Cortland Finnegan	CB	Retired
Nate Garner	G	
Philip Wheeler	LB	San Francisco

UNRESTRICTED FREE-AGENTS LOST (5)

Charles Clay*	TE	Buffalo
Jonathan Freeny	LB	New England
Jared Odrick	DT	Jacksonville
Jason Trusnik	LB	Carolina
Jimmy Wilson	S	San Diego

FREE-AGENTS LOST (4)

Brandon Gibson	WR	New England
Brian Hartline	WR	Cleveland
Shelley Smith	G	Denver
Randy Starks	DT	Cleveland
TRADES (2)		
Dannell Ellerbe	LB	New Orleans
Mike Wallace	WR	Minnesota

* Did not match Bills offer after placing transition tag on Clay



Kenny Stills



Jordan Cameron



Greg Jennings



Brice McCain



Spencer Paysinger





POSITION-BY-POSITION BREAKDOWN

QUARTERBACKS (3)

NO	NAME	HT	WT	EXP	COLLEGE
5	Logan Thomas	6-6	250	2	Virginia Tech '14
8	Moore, Matt	6-3	220	8	Oregon State '07
17	Tannehill, Ryan	6-4	220	4	Texas A&M '12

Veteran Additions: none. Draft Choices/College Free Agents: None. Losses from 2014: None.



RUNNING BACKS (3)

NO	NAME	HT	WT	EXP	COLLEGE
23	Ajayi, Jay	6-0	228	R	Boise State '15
26	Miller, Lamar	5-10	225	4	Miami (FL) '13
34	Williams, Damien	5-11	225	2	Oklahoma '14

Veteran Additions: Jonas Gray. Draft Choices/College Free Agents: Jay Ajayi (IR - Designated for Return) (D5). Losses from 2014: Knowshon Moreno, Daniel Thomas.



WIDE RECEIVERS (5)

NO	NAME	HT	WT	EXP	COLLEGE
10	Stills, Kenny	6-0	198	3	Oklahoma '13
11	Parker, DeVante	6-3	218	R	Louisville '15
14	Landry, Jarvis	5-11	202	2	LSU '15
83	Hazel, Matt	6-1	205	1	Coastal Carolina '14
85	Jennings, Greg	6-0	198	10	Western Michigan '05

Veteran Additions: Kenny Stills (N.O.), Greg Jennings (Min.). Draft Choices/College Free Agents: DeVante Parker (D1). Losses from 2014: Brandon Gibson (N.E.), Brian Hartline (Cle.) and Mike Wallace (Min.)



TIGHT ENDS (3)

NO	NAME	HT	WT	EXP	COLLEGE
80	Sims, Dion	6-4	268	3	Michigan State '14
84	Cameron, Jordan	6-5	260	5	Southern California '10
86	Stoneburner, Jake	6-3	250	2	Ohio State '13

Veteran Additions: Jordan Cameron (Cle.). Draft Choices/College Free Agents: none. Losses from 2014: Charles Clay (Buf).





POSITION-BY-POSITION BREAKDOWN

OFFENSIVE LINEMEN (10)

NO	NAME	HT	WT	EXP	COLLEGE
51	Pouncey, Mike	6-5	305	5	Florida '11
63	Thomas, Dallas	6-5	315	3	Tennessee '13
64	Smith, Shelley	6-4	310	6	Colorado State '10
66	McClendon, Jacques	6-3	320	4	Tennessee '09
68	John, Ulrick	6-5	311	2	Georgia State '14
70	James, Ja'Wuan	6-6	315	2	Tennessee '14
74	Fox, Jason	6-6	310	6	Miami (FL) '10
75	Douglas, Jamil	6-4	310	R	Arizona State '15
76	Albert, Branden	6-5	320	8	Virginia '09
77	Turner, Billy	6-5	302	1	North Dakota State '14

Veteran Additions: Jeff Linkenbach (K.C.). Draft Choices/College Free Agents: Jamil Douglas (D4). Losses from 2014: Daryn Colledge (retired), Samson Satele (free agent), Nate Garner (free agent) and Shelley Smith (Den.).

DEFENSIVE LINEMEN (9)

NO	NAME	HT	WT	EXP	COLLEGE
50	Vernon, Olivier	6-2	275	4	Miami (FL) '13
57	Moore, Damontre	6-5	250	3	Texas A&M '13
62	Coleman, Deandre	6-3	324	1	California '14
78	Fede, Terrence	6-4	278	2	Marist '14
79	Shelby, Derrick	6-2	280	4	Utah '12
90	Mitchell, Earl	6-3	310	6	Arizona '10
93	Suh, Ndamukong	6-4	320	6	Nebraska '09
97	Phillips, Jordan	6-6	330	R	Oklahoma '15
98	Coples, Quinton	6-6	290	4	North Carolina '12

Veteran Additions: Ndamukong Suh (Det.). Draft Choices/College Free Agents: Jordan Phillips (D2). Losses from 2014: Jared Odrick (Jac.), Randy Starks (Cle.).



LINEBACKERS (7)

NO	NAME	HT	WT	EXP	COLLEGE
42	Paysinger, Spencer	6-2	250	5	Oregon '10
45	Hull, Mike	6-0	237	R	Penn State '15
46	Hewitt, Neville	6-2	235	R	Marshall '15
49	Vigil, Zach	6-2	240	R	Utah State '15
52	Sheppard, Kelvin	6-2	249	5	LSU '11
53	Jenkins, Jelani	6-0	243	3	Florida '13
56	Johnson, James-Michael	6-1	240	4	Nevada '12

Veteran Additions: Spencer Paysinger (NYG). Draft Choices/College Free Agent: Mike Hull (CFA), Neville Hewitt (CFA), Zach Vigil (CFA). Losses from 2014: Jason Trusnik, Philip Wheeler.





POSITION-BY-POSITION BREAKDOWN

DEFENSIVE BACKS (10)


NO	NAME	HT	WT	EXP	COLLEGE
20	Jones, Reshad	6-1	218	6	Georgia '10
21	Grimes, Brent	5-10	185	9	Shippensburg '06
22	Taylor, Jamar	5-10	195	3	Boise State '13
24	McCain, Brice	5-9	190	7	Utah '08
27	Gary, Shamiel	6-0	217	1	Oklahoma State '13
28	McCain, Bobby	5-11	196	R	Memphis '15
29	Patmon, Tyler	5-10	188	2	Oklahoma State '14
31	Thomas, Michael	5-11	201	3	Stanford '12
35	Aikens, Walt	6-1	208	2	Liberty '14
36	Lippett, Tony	6-3	200	R	Michigan State '15

Veteran Additions: Brice McCain (Pit.), Zack Bowman (NYG). Draft Choices/College Free Agents: Bobby McCain (D5), Tony Lippett (D5). Losses from 2014: Cortland Finnegan (retired), T.J. Heath (free agent), R.J. Stanford (free agent), Jimmy Wilson (S.D.).

SPECIALISTS (3)


NO	NAME	HT	WT	EXP	COLLEGE
3	Franks, Andrew	6-1	205	R	RPI '15
4	Darr, Matt	6-1	220	R	Tennessee '15
92	Denney, John	6-5	252	11	Brigham Young '05





MIAMI DOLPHINS 50TH SEASON ALL-TIME TEAM

In conjunction with the Dolphins' 50th season celebration presented by Pepsi, voting took place to select the top 50 players in team history. Four different groups voted on the composition of the team, including fans, Dolphins alumni, South Florida media and a select blue ribbon panel. Each group's selections counted for 25 percent of the overall vote. Five players on the team were announced each week leading up to Miami's game vs. the New York Giants on Dec. 14, 2015, when the entire 50th team was honored as part of a tribute to the 50 seasons of Dolphins football. Here are the top 50 players in team history.



DICK ANDERSON - SAFETY



BOB BAUMHOWER - DEFENSIVE TACKLE



DOUG BETTERS - DEFENSIVE BETTERS



GLENN BLACKWOOD - SAFETY



KIM BOKAMPER - LINEBACKER/DEFENSIVE END



TIM BOWENS - DEFENSIVE TACKLE



BOB BRUDZINSKI - LINEBACKER



NICK BUONICONTI - LINEBACKER






MIAMI DOLPHINS 50TH SEASON ALL-TIME TEAM



MARK CLAYTON - WIDE RECEIVER



BRYAN COX - LINEBACKER



LARRY CSONKA - FULLBACK



VERN DEN HERDER - DEFENSIVE END




A.J. DUHE - LINEBACKER



MARK DUPER - WIDE RECEIVER



NORM EVANS - TACKLE



MANNY FERNANDEZ - DEFENSIVE TACKLE




BOB GRIESE - QUARTERBACK



BRENT GRIMES - CORNERBACK





MIAMI DOLPHINS 50TH SEASON ALL-TIME TEAM



BRUCE HARDY - TIGHT END



KEITH JACKSON - TIGHT END



JIM JENSEN - QUARTERBACK/RUNNING BACK/WIDE RECEIVER




JIM KIICK - RUNNING BACK




BOB KUECHENBERG - OFFENSIVE LINEMAN



JIM LANGER - CENTER



LARRY LITTLE - GUARD



SAM MADISON - CORNERBACK



JIM MANDICH - TIGHT END



DAN MARINO - QUARTERBACK





MIAMI DOLPHINS 50TH SEASON ALL-TIME TEAM



O.J. McDUFFIE - WIDE RECEIVER



NAT MOORE - WIDE RECEIVER



EARL MORRALL - QUARTERBACK



MERCURY MORRIS - RUNNING BACK



TONY NATHAN - RUNNING BACK



ED NEWMAN - GUARD



JEFF OFFERDAHL - LINEBACKER



LOUIS OLIVER - SAFETY




MIKE POUNCEY - CENTER/GUARD



REGGIE ROBY - PUNTER





MIAMI DOLPHINS 50TH SEASON ALL-TIME TEAM



JAKE SCOTT - SAFETY



KEITH SIMS - GUARD



BILL STANFILL - DEFENSIVE END



DWIGHT STEPHENSON - CENTER



PATRICK SURTAIN - CORNERBACK



JASON TAYLOR - DEFENSIVE END/LINEBACKER



ZACH THOMAS - LINEBACKER




CAMERON WAKE - LINEBACKER/DEFENSIVE END



PAUL WARFIELD - WIDE RECEIVER



RICHMOND WEBB - TACKLE





MIAMI DOLPHINS 50TH SEASON ALL-TIME TEAM



RICKY WILLIAMS - RUNNING BACK



GARO YEPREMIAN - KICKER



HOW THEY WERE BUILT - 50TH TEAM EDITION

Drafted	Trades	Waivers	Free Agents
QB Bob Griese, 1968 - 1st rd	LB Nick Buoniconti, via BOS 1969	QB Earl Morrall, via BLT 1972	T Norm Evans, Expansion Draft 1966
FB Larry Csonka, 1968 - 1st rd	G Larry Little, via SD 1969		DT Manny Fernandez, undrafted 1968
S Dick Anderson, 1968 - 3rd rd	WR Paul Warfield, via CLE 1970		K Garo Yepremian, 1970
RB Jim Kiick, 1968 - 5th rd	LB Bob Brudzinski, via LA Rams 1981		C Jim Langer, Undrafted 1970
DE Bill Stanfill, 1969 - 1st rd	RB Ricky Williams, via NO 2002		OL Bob Kuechenberg, 1970
RB Mercury Morris, 1969 - 3rd rd			TE Keith Jackson, 1992
TE Jim Mandich, 1970 - 2nd rd			DE/LB Cameron Wake, 2009
S Jake Scott, 1970 - 7th rd			CB Brent Grimes, 2013
DE Vern Den Herder, 1971 - 9th rd			
G Ed Newman, 1973 - 6th rd			
WR Nat Moore, 1974 - 3rd rd			
DE/LB Kim Bokamper, 1976 - 1st rd			
DE/LB A.J. Duhe, 1977 - 1st rd			
DT Bob Baumhower, 1977 - 2nd rd			
DE Doug Betters, 1978 - 6th rd			
TE Bruce Hardy, 1978 - 9th rd			
RB Tony Nathan, 1979 - 3rd rd			
S Glenn Blackwood, 1979 - 8th rd			
C Dwight Stephenson, 1980 - 2nd rd			
QB/RB/WR Jim Jensen, 1981 - 11th rd			
WR Mark Duper, 1982 - 2nd rd			
QB Dan Marino, 1983 - 1st rd			
P Reggie Roby, 1983 - 6th rd			
WR Mark Clayton, 1983 - 8th rd			
LB John Offerdahl, 1986 - 2nd rd			
S Louis Oliver, 1989 - 1st rd			
T Richmond Webb, 1990 - 1st rd			
G Keith Sims, 1990 - 2nd rd			
LB Bryan Cox, 1991 - 5th rd			
WR O.J. McDuffie, 1993 - 1st rd			
DT Tim Bowens, 1994 - 1st rd			
LB Zach Thomas, 1996 - 5th rd			
CB Sam Madison, 1997 - 2nd rd			
DE/LB Jason Taylor, 1997 - 3rd rd			
CB Patrick Surtain, 1998 - 2nd rd			
C/G Mike Pouncey, 2011 - 1st rd			



Miami Dolphins Announce the Greatest Game in Dolphins History

The Miami Dolphins, as part of the franchise's 50th season celebration presented by Pepsi, conducted fan voting for the greatest game in Dolphins history. With balloting held from Dec. 17 through Noon on Dec. 29. The winner as selected by the fans was the emotional 1985 game against the Chicago Bears at the Orange Bowl that protected the legacy of the 1972 undefeated Dolphins team:

-- WINNER --



1985 Regular Season Game vs. Chicago Bears -- On Dec. 2, 1985 in a game at the Orange Bowl shown on Monday Night Football, the Dolphins defeated the Chicago Bears 38-24. With Chicago 12-0 at the time, members of the 1972 Perfect Season Dolphins were on the sidelines to urge the current Dolphins team to protect their unique legacy. Miami built a 31-10 halftime lead, with Don Shula calling it "the best half of offensive football I've ever been associated with." For the game, Dan Marino was 14-27 for 270 yards and three touchdowns, with two going to Nat Moore, while Mark Duper and Mark Clayton caught five passes each for a combined 195 yards. The Bears went on to win the Super Bowl, with their lone loss coming against the Dolphins to prevent them from going undefeated.

In all, the ballot contained seven memorable games in Dolphins history that were selected on the basis of a number of factors, including the team's performance, the impact of their outcome and their historical significance. The other six games were as follows:



1971 AFC Playoff Game at Kansas City Chiefs -- The Dolphins defeated the Chiefs 27-24 in Kansas City when Garo Yepremian kicked a 37-yard field goal with 7:40 elapsed in the second overtime on Christmas Day in 1971. At 82 minutes and 40 seconds, it remains the longest game in NFL history. The Dolphins battled back three different times to tie the game in regulation, including a touchdown pass from Bob Griese to Marv Fleming with 96 seconds left to send the game into overtime.



Super Bowl VII vs. Washington Redskins -- The Dolphins defeated the Washington Redskins 14-7 on January 14, 1973 at the Coliseum in Los Angeles to finish 17-0, the only perfect season in NFL history. Miami's 14-0 halftime lead held up behind Manny Fernandez' 17 tackles and three interceptions by the defense, including two by game MVP Jake Scott. Washington's only touchdown came off a return of a blocked field goal and attempted pass by Garo Yepremian.




Super Bowl VIII vs. Minnesota Vikings -- The Dolphins won their second successive Super Bowl by defeating the Vikings 24-7 on January 13, 1974 at Rice Stadium in Houston. In a dominant performance, Miami took a 17-0 lead before the Vikings even crossed their 40-yard line and scored all of their 24 points before Minnesota got on the scoreboard. Larry Csonka rushed for a then-Super Bowl record 145 yards and was named as the game's MVP.




1982 AFC Championship Game vs. New York Jets -- On Jan. 23, 1983 in a rainy Orange Bowl the Dolphins defeated the New York Jets 14-0 to win the AFC championship and advance to Super Bowl XVII. Miami set an AFC Championship Game record by holding the Jets to 139 total yards and A.J. Duhe set an AFC playoff record with three interceptions of Jets QB Richard Todd, one of which he returned 35 yards for a touchdown.



1993 Regular Season Game vs. Philadelphia Eagles -- On Nov. 14, 1993 at Veterans Stadium in Philadelphia, the Dolphins defeated the Philadelphia Eagles 19-14. The win was Don Shula's 325th career victory, surpassing George Halas as the winningest coach in NFL history. Trailing 14-13 in the third quarter, Doug Pederson replaced an injured Scott Mitchell at quarterback and guided the Dolphins to a pair of field goals while the defense held the Eagles scoreless the rest of the game, giving the Dolphins the win.



2008 Regular Season game vs. New York Jets -- On Dec. 28, 2008 in the Meadowlands, the Dolphins defeated the New York Jets 24-17 in the regular season finale to win the AFC East and earn a playoff berth. The victory capped Miami's 11-5 regular season and a ten-win improvement from their 1-15 mark a year earlier. Chad Pennington threw two touchdown passes against his former team while Miami's defense intercepted Jets QB Brett Favre three times.



MIAMI DOLPHINS 50TH SEASON

MIAMI DOLPHINS UNVEIL 50TH SEASON CELEBRATIONS



50th Season Patch


The Miami Dolphins announced on May 9, 2015 elements for the team's 50th season celebration, including a throwback jersey, commemorative book, voting for the top 50 players and greatest game in Dolphins history as well as themes that will surround each home game at Sun Life Stadium.

In 2015, the franchise celebrated 50 seasons in South Florida and commemorated the milestone with several unique elements that were unveiled throughout the golden landmark. The organization for the occasion has unveiled a customized 50th season logo. This logo will be displayed on all associated merchandise, campaigns, content on social platforms, video and all media as well as a patch on all player jerseys throughout the 2015 football season.

Additionally, the Dolphins unveiled the "Since" campaign, chronicling all five decades of the franchise from the fans' perspective and capturing the moments when the Dolphins became part of the fabric of their fandom. The team rolled out noted moments in time from historical assets through the current day, and asked for user generated content submitted through social platforms from fans and their "Since Moment" at dolphins.com/sincemoment or #SinceMoment. The campaign was created in house, and was activated on social and digital platforms.

"Fins at Fifty" is the team's official 50th Anniversary coffee table book, chronicling and celebrating the rich 50-year history of Miami Dolphins football. Starting with a foreword by Don Shula, the definitive, 256-page hardcover book will take fans on a half-century journey covering unforgettable players and coaches and the memorable games and seasons they produced. Using one-of-a-kind photos and historical artifacts from the team's official archives, as well as unique first-person accounts from some of the greatest names in Dolphin history, the book will tell a colorful story of the team's unmatched history that cannot be found elsewhere. The book is being published by Skybox Press, one of the country's leading publishers of iconic sports coffee table books, and is available for pre-sale in the Dolphins team stores, and online at DolphinsBook.com

Finally, throughout the 2015 season, the Dolphins celebrated the 50th season with elements at each game, including a special tribute to 1966 members on field. This 50th season marked one of the best home schedules in years, with the Dec. 14 home matchup against the N.Y. Giants which featured Alumni Weekend and throwback jerseys worn by the team.



"Fins at Fifty" Official
50th Anniversary Coffee
Table Book

MIAMI DOLPHINS ANNOUNCE TOP 50 VOTING AND THROWBACK UNIFORM AS PART OF 50TH SEASON CELEBRATION PRESENTED BY PEPSI

The Miami Dolphins, as part of the franchise's 50th season celebration presented by Pepsi, announced on July 29 additional elements to mark the milestone, including open fan voting for the team's Top 50 players and a hallmark throwback uniform. The throwback uniform and the Top 50 players were an integral part of the organization's 50th Season Homecoming festivities on Dec. 14 when the Dolphins played host to the New York Giants at Sun Life Stadium.

Pepsi as presenting sponsor of the Dolphins 50th season celebration has inclusion in the team's microsite at Dolphins.com/Since, presence within the campaign's out of home signage as well as online voting for the Top 50 players.

The Dolphins wore throwback uniforms with a nod to the team's storied history while incorporating innovative aspects of modern design and functionality for the Monday Night Football game. Aqua, orange and white were new to football when the Miami Dolphins hit the gridiron in 1966. Since then, the team's color scheme has remained, but the aesthetics have undergone a subtle evolution including, in the 1970s, the addition of contrast cuffs. In commemoration of the franchise's 50th year, the Dolphins refresh their original uniform composition — a solid aqua jersey punctuated by white and orange numbers paired to white pants — with the NFL Nike Elite 51 Uniform. This marked the first time that the Dolphins have worn throwback uniforms for a home game and just the second time overall in team history. .





DOLPHINS CANCER CHALLENGE 2016 SAVE THE DATE



The Miami Dolphins will hold the 6th Annual Dolphins Cancer Challenge (DCC) on February 20, 2016.

On February 20, 2016, all routes for DCC VI will lead to Sun Life Stadium. Participants can choose between seven options: from a 5k walk/run to rides 13-100 miles. In addition, there are volunteer opportunities available for anyone who interested in being a cancer fighter.


The DCC will culminate in a Finish Line Celebration with Grammy-Award winners Sheryl Crow and Melissa Etheridge to headline the festivities at Sun Life Stadium. The concert will be a celebration of DCC participants' hard work and fundraising efforts for cancer research. All members of the community are invited to join in the celebration.

The DCC is dedicated to improving people's lives through the financial support of innovative cancer research at Sylvester Comprehensive Cancer Center. This is done through a fun, safe and exceptional bike ride with routes in Palm Beach, Ft. Lauderdale and Miami and 5k run/walk at Sun Life Stadium, with 100% of participant-raised funds going directly to Sylvester. Founded by the Miami Dolphins in 2010, the DCC has already raised more than \$11 million for cancer research in the South Florida community.

More information on all of the activities associated with the DCC, along with fundraising requirements for each event and information on the concert, including purchasing tickets, can be found at DolphinsCancerChallenge.com.

The Dolphins Cancer Challenge (DCC) was founded in 2010 by the Miami Dolphins organization as the signature initiative of the Foundation's health pillar. In part inspired by Dolphins alumnus and long-time radio voice Jim "Mad Dog" Mandich's courageous battle with cancer, the DCC's mission is to improve people's lives through financial support for innovative cancer research at South Florida's only academic-based cancer center –Sylvester Comprehensive Cancer Center at the University of Miami. Since its inception, the DCC has raised over \$11.55 million, donating 100% of participant-raised funds to Sylvester. Every person, fan and age can fight cancer! For additional information, call (305) 943-6799 or visit www.DolphinsCancerChallenge.com. DCC can be found on Facebook at facebook.com/RideDCC and on Twitter at @TackleCancer.





DOLPHINS ON THE AIR THIS SEASON

CEFALO, GRIESE AND ROSE RETURN TO THE BOOTH IN 2015

WBGG (105.9 FM) and WINZ (940 AM) finished their sixth year as the flagship stations for the Miami Dolphins Radio Network.

On March 1, 2010, the Dolphins announced a multi-year radio broadcast rights partnership with Clear Channel Communications that resulted in WBGG-FM (Big 105.9) and WINZ-AM (940 – The Sports Animal) being the Dolphins flagship stations. All Dolphin preseason, regular season and playoff games are broadcast exclusively in South Florida on those two outlets and throughout South and Central Florida on the Miami Dolphins Radio Network.

In addition to the game broadcasts, a two-hour pregame and a two-hour postgame show rounds out “Dolphins Game Day Live” coverage on WBGG, WINZ, The Miami Dolphins Radio Network, Dolphins.com, FanVision, the In-Stadium Television Network, the Dolphins Television Network and the Dolphins mobile app.

Jimmy Cefalo begins his 11th season as part of the Dolphins’ radio team, and is certainly well known as both a broadcaster and a former Dolphins player. For many years he served as the sports anchor for WPLG-TV (Channel 10), first joining that station in October of 1992 as the host of “Sports Monday.” Since then he became the sports anchor for Local 10 News Monday through Friday and anchored the station’s popular “Sports Jam Live,” which aired on Sunday nights.



In 2015, Bob Griese, Joe Rose, and Jimmy Cefalo return to the Dolphins’ radio team.

Prior to his broadcasting career, Cefalo played seven seasons with the Dolphins (1978-84) as a wide receiver, and finished with 93 catches for 1,739 yards and 13 touchdowns. His best season came in 1981, when he caught 29 passes for 631 yards (21.8 yards per catch) and three touchdowns. He also was a member of two Dolphins Super Bowl teams, and in Super Bowl XVII against the Washington Redskins, he caught a 76-yard touchdown pass from David Woodley, which at the time was the second-longest reception in Super Bowl history. Cefalo originally joined the Dolphins as a third-round draft choice in 1978 following a stellar collegiate career at Penn State.

Joe Rose again joins Cefalo on the team’s radio broadcasts, and like Cefalo, he built a broadcast career after his playing days ended. He is in his 10th season as a Dolphins radio analyst. In past years he has hosted “The Coaches Show” on WTVJ-TV (Channel 6), having joined the station in 1992, and was featured on the station’s successful “Sunday Sports Final” as well before retiring from television work in 2015. Rose is well known locally for his popular 6-10 a.m. weekday show on WQAM.

Rose was a Dolphins tight end from 1980-85, and in that time caught 112 passes for 1,493 yards and 13 touchdowns. He had his best year in 1983, when he had 29 catches for 345 yards and three touchdowns. He is best known for catching Dan Marino’s first regular season touchdown pass, a six-yard reception on September 19, 1983 in Los Angeles versus the Raiders. Rose originally was a seventh-round draft pick of the Dolphins in 1980 after playing at the University of California.

Joining Rose and Cefalo in the booth for the regular season is former Dolphins great and Pro Football Hall of Fame member Bob Griese, who is in his fifth year as a member of Miami’s radio team after a long tenure on ABC and ESPN’s broadcast teams for college football.

Griese led the Dolphins from 1967-80 where his No. 12 jersey became the first in the franchise’s history to be retired, on May 6, 1982. In 1990, he was also voted the quarterback on the Dolphins’ Silver Anniversary all-time team and was enshrined on the Dolphins Honor Roll at Sun Life Stadium. He also was a charter inductee in the Dolphins’ Walk of Fame in 2011. Including playoffs, he had a .681 winning percentage (88-41-1) and was a consensus All-Pro quarterback in 1971 and 1977, while appearing in six Pro Bowls. He was elected to the Hall of Fame in 1990.

Kim Bokamper, a former Dolphins Pro Bowl linebacker, will continue in his role on the broadcast team as a sideline reporter.

In July 2015, the Dolphins announced a multi-year deal with 1210 ESPN Deportes in Miami to be the Spanish language flagship station of the Miami Dolphins. 1210 ESPN Deportes (WNMA-1210 AM) and the Miami Dolphins Spanish Radio Network broadcast every Dolphins game. This season marks the 34th consecutive year that Dolphins games will be broadcast in Spanish.

2015 MIAMI DOLPHINS RADIO NETWORK

LOCATION	NETWORK	LOCATION	NETWORK
Florida Keys	WKWF 1600 AM	Miami	WINZ 940 AM
Fort Lauderdale	WBGG 105.9 FM	Miami	WNMA 1210 AM (Spanish)
Fort Lauderdale	WINZ 940 AM	Orlando	ESPN 580 AM
Fort Lauderdale	WNMA 1210 AM (Spanish)	Stuart	WCZR 101.7 FM
Fort Myers/Naples	WRXK 96.1 K-Rock FM	Vero Beach	WCZR 101.7 FM
Fort Pierce	WCZR 101.7 FM	West Palm Beach	WZZR 94.3 FM
Miami	WBGG 105.9 FM	West Palm Beach	WJNO 1290 AM



Eduardo Martell and Raul Striker Jr. will call Dolphins games on 1210 ESPN Deportes this season.



MIAMI DOLPHINS MEDIA WORKROOM ACCESS PARKING INFORMATION FOR THE 2015 SEASON

As a reminder, the workroom for accredited media covering the Miami Dolphins is located behind the Dolphins Pro Shop at the Doctors Hospital Training Facility at Nova Southeastern University. Access to the media workroom is granted by the Communications Staff.

Parking passes are distributed by the Communications Department. The passes need to be clearly displayed to gain entry into the media parking areas. Media parking is available at the Nova Southeastern University Medical School garage (HPD Garage), which is next to the Dolphins Pro Shop, and located near the intersection of University Drive and S.W. 30th Street, between Griffin Road and I-595. Access to this garage is off University Drive and S.W. 30th Street. In the event the HPD Garage is full, the overflow media parking will be in the AUX Parking Lot next to the NOVA Softball fields.

PLEASE NOTE – ALL MEDIA ARE ASKED TO PARK ON THE SECOND FLOOR OF THE HPD GARAGE. PARKING ON THE FIRST FLOOR IS RESERVED FOR NOVA PATIENTS ONLY. THE GARAGE WILL BE MONITORED BY NOVA AND THOSE WHO PARK ON THE FIRST FLOOR WILL BE TICKETED.

PLEASE PREARRANGE ALL LIVE TRUCK PARKING through the Miami Dolphins Communications Department.

DIRECTIONS TO DOCTORS HOSPITAL TRAINING FACILITY AT NOVA SOUTHEASTERN UNIVERSITY

FROM I-95 OR FLORIDA'S TURNPIKE

Exit at I-595; proceed west to University Drive exit
Turn left (south) onto University Drive
Proceed to S.W. 30th Street (Abe Fischler Blvd.) turn left (east)
Proceed past the Miami Dolphins facility to Ray Ferrero Jr. Blvd.
Turn right and parking facility will be on your right.

UNIVERSITY DRIVE

From north of I-595
Take University Drive south past I-595 to S.W. 30th Street (Abe Fischler Blvd.) turn left (east).
Proceed past the Miami Dolphins facility to Ray Ferrero Jr. Blvd.
Turn right and parking facility will be on your right.

FROM SOUTH OF GRIFFIN ROAD

Take University Drive north past Griffin Road to S.W. 30th Street (Abe Fischler Blvd.) turn right (east)
Proceed past the Miami Dolphins facility to Ray Ferrero Jr. Blvd.
Turn right and parking facility will be on your right.





GAME 1: MIAMI 17, AT WASHINGTON 10

SUNDAY, SEP. 13 • 1 P.M. ET • FEDEXFIELD • LANDOVER, MD



GAME SUMMARY

On a day when Jarvis Landry did a little bit of everything for the Dolphins, it was an electric punt return that proved the difference in the season opener at Washington.

Landry returned a punt 69 yards for a touchdown to break a 10-10 tie and lead to a 17-10 victory at FedEx Field.

He also tied a career high with eight catches and had a nifty 14-yard run on an inside handoff from the shotgun formation.

It was the third consecutive season-opening victory for the Dolphins, who beat the Cleveland Browns in 2013 and beat the New England Patriots last season.

Rishard Matthews had the other touchdown for the Dolphins, who overcame a 10-0 first-half deficit. Matthews scored on a 3-yard touchdown pass from Ryan Tannehill.

After a difficult start, particularly against the run, the Dolphins defense came up with some big plays and cornerbacks Brent Grimes and Brice McCain both had interceptions.

The Dolphins secured the victory when they stopped Washington on down after a final drive that reached the Miami 20-yard line. The defense forced an incompletion on fourth down with a blitz that hurried quarterback Kirk Cousins' pass attempt.

The offense was able to kill the clock thanks to a 22-yard reception by Lamar Miller and then a determined run to convert a third-and-8.

Landry, who joined Marcus Thigpen (2012) and Tommy Vigorito (1982) as the only players in Dolphins history to score on a punt return in a season opener, scored halfway through the fourth quarter after taking a Tress Way punt.

He ran through a gaping hole in the middle of the field before beating Way with a quick outside-inside move.

Landry's touchdown came after the Dolphins had tied the score with a field goal by rookie Andrew Franks. That drive had featured Landry's 14-yard run and had the Dolphins with a first-and-goal from the 3-yard line.

The Dolphins trailed 10-7 heading into the second half before wasting a nice scoring opportunity on their first drive of the third quarter after moving to a second-and-4 from the Washington 22-yard line.

After Matthews dropped a pass on second down, Washington got to Tannehill on third down and knocked the ball loose while in the process of tackling him. Offensive linemen Branden Albert and Ja'Wuan James both attempted to fall on the loose ball, but not only did they fail to secure it, they moved it closer to the Dolphins end zone.

In the end, it was Washington rookie Preston Smith, who had punched the ball away to begin the madness, who recovered it at the Dolphins 42-yard line.

There was no damage done because the Dolphins defense forced Washington into a three-and-out.

Later in the third quarter, Washington saw a third-and-4 from the Dolphins 22-yard line turn into a third-and-29 after three consecutive penalties.

In what mostly was a forgettable first half, the Dolphins got a much-needed score right before halftime.

After Jordan Reed's 4-yard touchdown catch gave Washington a 10-0 lead with 1:49 left in the half, the Dolphins marched 80 yards in just 1:02 on a drive capped by Matthews' touchdown.

The key player on the drive was tight end Jordan Cameron, who started things off with a 27-yard reception and later had a 13-yard catch that gave the Dolphins a first-and-goal at the 3-yard line.

Another big play came when Tannehill connected with Greg Jennings for an 11-yard gain and a roughing-the-passer penalty was tacked on.

Things didn't get off a very good start for the Dolphins, who allowed back-to-back drives of 11 and 10 plays sandwiched around a three-and-out by their offense.

The Dolphins only trailed 3-0, however, after a missed field goal.

The Dolphins' best scoring chance before the two-minute warning came after Grimes intercepted Cousins at the Washington 21-yard line. But Damien Williams was stopped for no gain on fourth-and-1 from the Washington 12.

SCORING

SCORE BY PERIODS	1	2	3	4	OT	Total
Miami Dolphins	0	7	0	10	0	17
Washington Redskins	3	7	0	0	0	10

SCORING DRIVES

Team	Qtr	Time	Play Description (Extra Point) (Drive info)	MIA	WSH
Redskins	1	7:39	K.Forbath 45 yd. Field Goal (12-53, 7:21)	0	3
Redskins	2	1:49	J.Reed 4 yd. pass from K.Cousins (K.Forbath kick) (17-88, 8:49)	0	10
Dolphins	2	0:27	R.Matthews 3 yd. pass from R.Tannehill (A.Franks kick) (9-80, 1:22)	7	10
Dolphins	4	11:34	A.Franks 22 yd. Field Goal (10-76, 5:13)	10	10
Dolphins	4	10:22	J.Landry 69 yd. punt return (A.Franks kick)	17	10

TEAM STATISTICS

	DOLPHINS	REDSKINS
TOTAL FIRST DOWNS	19	20
THIRD DOWN EFFICIENCY	5-12-42%	6-14-43%
FOURTH DOWN EFFICIENCY	0-1-0%	0-1-0%
TOTAL NET YARDS	256	349
NET YARDS RUSHING	74	161
NET YARDS PASSING	182	188
PASS ATTEMPTS-COMPLETIONS-HAD INTERCEPTED	34-22-0	31-21-2
KICKOFFS Number-In End Zone-Touchbacks	4-4-3	3-2-1
PUNTS Number and Average	4-54.3	3-41.3
FGs - PATs Had Blocked	0-0	0-0
TOTAL RETURN YARDAGE (Not Including Kickoffs)	76	23
PENALTIES Number and Yards	6-39	11-88
FUMBLES Number and Lost	2-1	1-0
TOUCHDOWNS	2	1
EXTRA POINTS Made-Attempts	2-2	1-1
FIELD GOALS Made-Attempts	1-1	1-2
RED ZONE EFFICIENCY	1-3-33%	1-1-100%
GOAL TO GO EFFICIENCY	1-2-50%	1-1-100%
SAFETIES	0	0
TIME OF POSSESSION	22:06	37:54

INDIVIDUAL STATISTICS

RUSHING (Att-Yds): Miami, L. Miller 13-53, J. Landry 1-14, R. Tannehill 3-7, D. Williams 1-0. Washington, A. Morris 25-121, M. Jones 6-28, C. Thompson 3-11, J. Crowder 1-2. K. Cousins 2-(-1).

PASSING (C-A-Y-TD-I): Miami, R. Tannehill 34-22-226-1-0. Washington, K. Cousins 31-21-196-1-2.

RECEIVING (Rec-Yds): Miami, J. Landry 8-53, J. Cameron 4-73, R. Matthews 4-34-1 TD, G. Jennings 3-29, L. Miller 1-22, K. Stills 1-12, D. Williams. Washington, J. Reed 7-63, P. Garcon 6-74, A. Roberts 3-36, D. Carrier 2-8, R. Grant 1-15, D. Young 1-0, J. Crowder 1-0.

SACKS (Sk-Yds): Miami, J. Phillips 1-8. Washington, P. Smith, 1-38, J. Hatcher 1-1, C. Baker 0.5-2.5, R. Kerrigan 0.5-2.5.

INTERCEPTIONS (Int-Yds): Miami, B. Grimes 1-2, Br. McCain 1-0. Washington, none.

TACKLES (S-A-T): Miami, R. Jones 7-5-12, K. Misi 9-2-11, J. Jenkins 7-4-11, J. Taylor 6-3-9, T. Fede 4-2-6, Br. McCain 2-4-6, K. Sheppard 3-2-5, E. Mitchell 3-1-4, W. Aikens 2-0-2, B. Grimes 1-1-2, N. Suh 1-1-2, J. Phillips 1-0-1, M. Thomas 1-0-1, C. Mosley 1-0-1, Z. Vigil 1-0-1, D. Shelby 0-1-1. Washington, D. Hall 6-2-8, T. Robinson 6-2-8, D. Goldson 6-0-6, K. Robinson 3-2-5, J. Hatcher 3-1-4, J. Rogers 1-3-4, D. Ihenacho 1-2-3, P. Riley 1-2-3, C. Baker 0-3-3, T. Murphy 0-3-3, D. Ameron 2-0-2, R. Kerrigan 1-1-2, P. Smith 1-0-1, T. Knighton 1-0-1, C. Culliver 0-1-1.

MISSED FIELD GOAL: Miami, none. Washington, K. Forbath 46WR.



POSTGAME NOTES AT WASHINGTON

- The tickets distributed were 76,512.
- QB Ryan Tannehill, DE Cameron Wake and S Michael Thomas served as the game captains.
- With the 17-10 win, Miami is now 8-4 in regular season action against the Redskins.
- Following the victory, Miami has now won season openers in three-straight years (33-20 vs. New England on Sept. 7, 2014 and 23-10 at Cleveland on Sept. 8, 2013) for the first time since the 2000-02 seasons (49-21 vs. Detroit on Sept. 8, 2002, 31-23 at Tennessee on Sept. 9, 2001 and 23-0 vs. Seattle on Sept. 3, 2000).
- After the win, Miami is now 27-22-1 all-time in season openers and 17-14-1 in season-opening road contests.
- Miami is now 2-1 in season openers against Washington, with all three contests being played in Washington (a 35-17 win on Sept. 2, 1984 and a 16-13 overtime defeat on Sept. 9, 2007).
- Miami held Washington to 0-of-5 on third down in the second half today after allowing 6-of-9 to be converted in the first half.
- DT Jordan Phillips recorded the first sack of his career for a loss of eight yards on Washington's opening drive.
- CB Brent Grimes recorded an interception and returned it for two yards in the second quarter. Since joining the Dolphins in 2013, Grimes has now recorded 10 interceptions. Entering the game, Grimes' nine interceptions in his two seasons with the team were tied for the fourth-most interceptions in the NFL during that time span.
- WR Rishard Matthews recorded a 3-yard touchdown reception on a pass from QB Ryan Tannehill in the second quarter. The drive went nine plays for 80 yards in 1:22. The touchdown reception was Matthews' fifth of his career.
- WR Jarvis Landry tied his career high with eight receptions for 53 yards. He recorded eight receptions three times last season.
- With his eight receptions, WR Jarvis Landry has recorded five-or-more receptions in 10-straight games, continuing to improve on his franchise record for consecutive games with five-or-more catches. He surpassed O.J. McDuffie's eight-straight games, which was set in 1998.
- WR Jarvis Landry's 69-yard punt return for a touchdown was the first punt return for a touchdown by a Dolphins player since Marcus Thigpen's 72-yard at Houston on Sept. 9, 2012.
- WR Jarvis Landry's punt return for a touchdown was the third punt return for a touchdown in a Dolphins season opener in franchise history (Marcus Thigpen at Houston in 2012 and Tom Vigorito at the N.Y. Jets in 1982).
- WR Jarvis Landry recorded a career-long 14-yard rushing attempt in the fourth quarter.
- K Andrew Franks converted the first field goal of his career on a 22-yard attempt in the fourth quarter. The drive went 10 plays for 78 yards in 4:41.
- QB Ryan Tannehill notched his eighth-career comeback victory. He finished the game by completing 22-of-34 passes for 226 yards and one touchdown, for a passer rating of 93.5.
- In his Dolphins debut, CB Brice McCain recorded an interception in the fourth quarter. It was his ninth career interception.
- LB Koa Misi tied his career high with 11 tackles (nine solo) tackles today. The last time he notched 11 tackles was at Houston on Sept. 9, 2012.
- S Reshad Jones recorded 12 tackles (seven solo), tied for the second-most in a game in his career.
- The following players made their NFL debut against Washington: P Matt Darr, G Jamil Douglas, K Andrew Franks, LB Neville Hewitt, CB Bobby McCain, WR DeVante Parker, DT Jordan Phillips and LB Zach Vigil.
- The following veteran players made their Dolphins debut against Washington: CB Zack Bowman, TE Jordan Cameron, WR Greg Jennings, G/T Jeff Linkenbach, CB Brice McCain, DT C.J. Mosley, LB Spencer Paysinger, WR Kenny Stills and DT Ndamukong Suh.
- With rookie P Matt Darr and K Andrew Franks' appearance in the game, this marked the first time in a non-replacement season that a pair of rookies served as punter and kicker in the same season in Dolphins history.
- With his start today, G Jamil Douglas became just the fourth rookie in Dolphins history to start at guard in a season opener. He joined Keith Sims (1990), Donald Thomas (2008) and John Jerry (2010).
- LS John Denney extended his consecutive games played streak to 161, most in franchise history.
- DT Earl Mitchell extended his consecutive games played streak to 74, the fourth-most in the NFL among active defensive tackles.



GAME 2: JACKSONVILLE 23, MIAMI 20

SUNDAY, SEP. 20 • 4:05 P.M. ET • EVERBANK FIELD • JACKSONVILLE, FLA.



GAME SUMMARY

The Dolphins rallied from a first-half deficit for a second consecutive week, but they came up on the short end this time.

Jason Myers hit a 28-yard field goal with 40 seconds left to break a 20-20 tie and hand the Dolphins their first loss of the season, 23-20 at EverBank Field in Jacksonville.

The Dolphins had one last chance after taking over at their 20, but they didn't have a timeout and failed to get a first down.

The loss spoiled a strong performance by quarterback Ryan Tannehill, who completed 30 of 44 passes for 359 yards with two touchdowns and no interceptions.

His favorite receivers were Jarvis Landry and Rishard Matthews, who both went over 100 yards.

Tannehill's touchdown passes went to running back Damien Williams in the first half and to tight end Jake Stoneburner in the third quarter.

Stoneburner's touchdown came on his first NFL reception. Stoneburner, who was promoted off the practice squad Monday, was playing in his 10th NFL game.

The star on offense for Jacksonville was second-year wide receiver Allen Robinson, who had five catches for 145 yards and two touchdowns in the first half alone.

After tying the game 20-20 early in the third quarter, the Dolphins offense stalled by finishing with five punts before the final drive.

The Dolphins were hurt throughout the game by penalties, none costlier than a personal foul call on defensive end Olivier Vernon that put Jacksonville at the Miami 19-yard line on the game-winning drive. Miami ended up being penalized 13 times for 112 yards.

The game looked like it was going to be a shootout before it turned into a defensive battle in the second half, with some help from some untimely penalties by the Dolphins and dropped passes by the Jaguars.

The Dolphins also got little production from their running game. They averaged only 2.6 yards on their 16 rushing attempts and Tannehill was the team's rushing leader with 17 yards.

The Dolphins got only 5 rushing yards on their opening drive of the second half, but that didn't stop them from marching 80 yards and tying the game at 20-20 on Stoneburner's touchdown.

Landry was the key player on the drive with a 36-yard catch to the Jaguars 32-yard line and a 13-yard reception to give the Dolphins a first-and-goal at the 6-yard line.

The Dolphins went into the locker room at halftime trailing 20-13 after Myers — who this season joined Miami defensive end Terrence Fede as the only NFL players from Marist College — hit a 58-yard field goal on the last play of the first half.

Jacksonville scored after Dolphins kicker Andrew Franks missed a 42-yard field goal attempt — his first NFL miss after three successful efforts.

For the second time in two games, the Dolphins defense allowed a score on the first drive of the game, but this time it was a touchdown, a 3-yard reception by Robinson.

After falling behind 10-0 at Washington in the opener last Sunday, the Dolphins found themselves down 17-6 in the first half against Jacksonville.

Tannehill connected with Matthews for a 48-yard pass on the Dolphins' first play from scrimmage, leading to a 48-yard field goal that made it a 7-3 game.

After Jacksonville responded with a field goal to restore its seven-point lead, Franks made a 41-yard field goal early in the second quarter to make it 10-6.

Robinson's 46-yard touchdown made it 17-6, but the Dolphins answered immediately with an impressive 83-yard drive.

The key player on the drive was tight end Jordan Cameron, who started things off with a 20-yard reception and later had a 26-yard catch that was accompanied by a roughing penalty on Jacksonville.

On third-and-5 from the 10, Tannehill moved to his left after being unable to find an open receiver and hit Williams on the move around the 3-yard line. Williams did the rest, getting into the corner of the end zone just before falling out of bounds.

At that point, the Dolphins appeared on their way to another comeback victory, but instead they saw their record fall to 1-1 heading into the home opener next Sunday against the Buffalo Bills.

SCORING

SCORE BY PERIODS	1	2	3	4	OT	Total
Miami Dolphins	3	10	7	0	0	20
Jacksonville Jaguars	10	10	0	3	0	23

SCORING DRIVES

Team	Qtr	Time	Play Description (Extra Point) (Drive info)	MIA	JAX
Jaguars	1	9:21	A.Robinson 3 yd. pass from B.Bortles (J.Myers kick) (10-82, 5:39)	0	7
Dolphins	1	7:16	A.Franks 48 yd. Field Goal (5-50, 2:05)	3	7
Jaguars	1	3:20	J.Myers 27 yd. Field Goal (8-71, 3:56)	3	10
Dolphins	2	10:08	A.Franks 41 yd. Field Goal (10-56, 4:36)	6	10
Jaguars	2	5:03	A.Robinson 46 yd. pass from B.Bortles (J.Myers kick) (9-91, 5:05)	6	17
Dolphins	2	1:48	D.Williams 10 yd. pass from R.Tannehill (A.Franks kick) (7-82, 3:15)	13	17
Jaguars	2	0:00	J.Myers 58 yd. Field Goal (3-28, 0:18)	13	20
Dolphins	3	10:28	J.Stoneburner 5 yd. pass from R.Tannehill (A.Franks kick) (8-80, 4:32)	20	20
Jaguars	4	0:40	J.Myers 28 yd. Field Goal (9-66, 1:08)	20	23

TEAM STATISTICS

	DOLPHINS	JAGUARS
TOTAL FIRST DOWNS	17	19
THIRD DOWN EFFICIENCY	5-15-33%	5-14-36%
FOURTH DOWN EFFICIENCY	0-1-0%	0-0-0%
TOTAL NET YARDS	386	396
NET YARDS RUSHING	42	123
NET YARDS PASSING	344	273
PASS ATTEMPTS-COMPLETIONS-HAD INTERCEPTED	44-30-0	33-18-0
KICKOFFS Number-In End Zone-Touchbacks	5-5-3	5-5-3
PUNTS Number and Average	6-48.2	7-45.3
FGs - PATs Had Blocked	0-0	0-0
TOTAL RETURN YARDAGE (Not Including Kickoffs)	25	32
PENALTIES Number and Yards	13-112	9-93
FUMBLES Number and Lost	1-0	0-0
TOUCHDOWNS	2	2
EXTRA POINTS Made-Attempts	2-2	2-2
FIELD GOALS Made-Attempts	2-3	3-3
RED ZONE EFFICIENCY	2-2-100%	1-3-33%
GOAL TO GO EFFICIENCY	1-1-100%	1-1-100%
SAFETIES	0	0
TIME OF POSSESSION	29:52	30:08

INDIVIDUAL STATISTICS

RUSHING (Att-Yds): Miami, R. Tannehill 3-17, L. Miller 10-14, J. Landry 1-6, D. Williams 2-5. Jacksonville T. Yeldon 25-70, B. Bortles 2-27, M. Lee 1-12, D. Robinson 1-9, B. Pierce 3-4, C. Grant 1-1.

PASSING (C-A-Y-TD-I): Miami, R. Tannehill 30-44-359-2-0. Jacksonville, B. Bortles 18-33-273-2-0.

RECEIVING (Rec-Yds-TD): Miami, J. Landry 8-110, R. Matthews 6-115, L. Miller 5-28, J. Cameron 3-62, D. Williams 3-15-1, J. Stoneburner 2-18-1, K. Stills 2-8, D. Parker 1-3. Jacksonville, A. Robinson 6-155-2, A. Hurns 4-68, T. Yeldon 3-13, M. Lee 2-27, R. Greene 2-7, T. Alualu 1-3.

SACKS (Sk-Yds): Miami, none. Jacksonville, J. Ordick 1-7, S. Brown 0.5-4, R. Miller 0.5-4.

INTERCEPTIONS (Int-Yds): Miami, none. Atlanta, none.

TACKLES (S-A-T): Miami, J. Jenkins 9-3-12, R. Jones 8-3-11, B. Grimes 5-1-6, K. Misi 2-2-4, K. Sheppard 2-2-4, W. Aikens 2-2-4, M. Thomas 2-0-2, Br. McCain 1-1-2, J. Taylor 1-1-2, D. Shelby 1-1-2, O. Vernon 1-0-1, T. Fede 1-0-1, S. Paysinger 1-0-1, N. Suh 1-0-1, E. Mitchell 1-0-1. Jacksonville, T. Smith 6-3-9, P. Posluszny 7-0-7, A. Colvin 5-1-6, J. Sample 5-0-5, S. Brown 4-1-5, D. McCray 2-2-4, J. Ordick, D. Skuta 2-0-2, P. Thompson 2-0-2, C. Smith 1-1-2, J. Evans 1-1-2, T. Alualu 1-0-1, D. House 1-0-1, C. Clemons 1-0-1, R. Miller 0-1-1.

MISSED FIELD GOAL: Miami, 42WL. Atlanta, none.



POSTGAME NOTES AT JACKSONVILLE

- Tickets distributed were 65,443.
- S Reshad Jones, C Mike Pouncey and S Michael Thomas served as the captains.
- With the 20-23 loss, Miami is now 4-3 in regular season action against the Jaguars.
- WR Rishard Matthews recorded a career-long 48-yard reception on the team's opening drive in the first quarter.
- QB Ryan Tannehill's 48-yard completion to WR Rishard Matthews was the fourth-longest first quarter pass in his career, behind a 67-yard completion to TE Charles Clay at Indianapolis (9/15/13), a 57-yard touchdown to WR Mike Wallace vs. Carolina (11/24/13) and a 50-yarder to Wallace at New England (12/14/14).
- QB Ryan Tannehill threw for 359 yards, the third-highest in a game in his career. It was his ninth game throwing for more than 300 yards in a game.
- QB Ryan Tannehill finished the first half by completing 14-of-19 passes for 175 yards and one touchdown, good for a 119.4 passer rating. The 119.4 passer rating was the fifth-highest in the first half of a game in his career.
- With his 108.0 passer rating, QB Ryan Tannehill surpassed the 100.0 passer rating mark for the 11th time in his career.
- With his 17 rushing yards, QB Ryan Tannehill surpassed David Woodley for the third-most rushing yards by a quarterback in Dolphins history. He currently has 784 yards.
- WR Jarvis Landry recorded eight receptions for 110 yards, establishing a new career high for receiving yards in a game.
- With his eight receptions, WR Jarvis Landry has recorded five-or-more receptions in 11-straight games, continuing to improve on his franchise record for consecutive games with five-or-more catches. He surpassed O.J. McDuffie's eight-straight games, which was set in 1998.
- WR Jarvis Landry tied his career high with eight receptions. This was the fifth time in his career he has notched eight receptions in a game.
- WR Rishard Matthews recorded six catches for 115 yards, the second highest receiving yardage total in his career (11 catches for 120 yards at Tampa Bay on Nov. 11, 2013).
- WR Jarvis Landry (eight catches for 110 yards) and WR Rishard Matthews (six catches for 115 yards) became the first pair to each record 100-or-more receiving yards in the same game since WR Mike Wallace (115 yards) and TE Charles Clay (109 yards) accomplished the feat at Indianapolis on Sept. 15, 2013.
- With his 63 receiving yards, TE Jordan Cameron has now recorded 135 receiving yards this season. His 135 receiving yards in the first two games of the season are the third-most for a tight end in franchise history through the first two games.
- Jelani Jenkins (12 tackles – nine solo and three assisted) and S Reshad Jones (11 tackles – eight solo and three assisted) recorded double-digit tackles for the second-consecutive week (11 tackles – 7 solo, 4 assisted for Jenkins and 7 solo and 5 assisted for Jones against Washington). This marked the first time a Dolphins player has recorded double digit tackles in the first two weeks of a season since Zach Thomas accomplished the feat in 2007.
- LB Jelani Jenkins' nine solo tackles improved his career total to more than 100. He now has 107 solo tackles.
- K Andrew Franks converted a 48-yard field goal in the first quarter on the team's opening drive. The drive went five plays for 50 yards in 2:05.
- WR DeVante Parker made his first career catch in the second quarter for a gain of three yards.
- K Andrew Franks converted a 42-yard field goal in the second quarter. The drive went 10 plays for 56 yards in 4:36.
- RB Damien Williams recorded a 10-yard touchdown reception from QB Ryan Tannehill with 1:48 left in the second quarter. The drive went seven plays for 67 yards in 3:15. The touchdown was Williams' second career touchdown, with the other being a 3-yard reception against Minnesota on Dec. 21, 2014.
- TE Jake Stoneburner recorded a 5-yard touchdown reception from QB Ryan Tannehill in the third quarter. Today was his Miami Dolphins debut and the touchdown reception was also his first career catch. The drive went eight plays for 80 yards in 4:32.
- TE Jake Stoneburner became the first player to catch a touchdown on his first career reception since TE Kory Sperry scored on a 5-yard touchdown pass from QB Chad Henne against Tampa Bay on November 15, 2009.
- LS John Denney extended his consecutive games played streak to 162, most in franchise history.
- DT Earl Mitchell extended his consecutive games played streak to 75, the third-most in the NFL among active defensive tackles.
- DE Olivier Vernon appeared in his 50th game today.



GAME 3: BUFFALO 41, MIAMI 14

SUNDAY, SEP. 27 • 4:25 P.M. ET • EVERBANK FIELD • MIAMI GARDENS, FLA.



GAME SUMMARY

The Dolphins were at Sun Life Stadium for their home opener Sunday, and it was a game they'll want to forget pretty quickly.

Behind three touchdown passes by quarterback Tyrod Taylor and three interceptions by their defense, the Bills handed the Dolphins a 41-14 loss — the worst home-opening loss in Dolphins history, topping a 17-point defeat against the Dallas Cowboys in 2007.

Linebacker Preston Brown had two of the Buffalo interceptions, including one he returned 43 yards for a touchdown late in the second quarter. Former Dolphins tight end Charles Clay, running back LeSean McCoy and wide receiver Chris Hogan caught touchdown passes for the Bills, and rookie Karlos Williams scored a rushing touchdown midway through the fourth quarter.

Dan Carpenter also kicked two field goals.

Richard Matthews scored both touchdowns for the Dolphins, who dropped to 1-2 on the season with the game against the New York Jets in London next on the schedule.

Matthews also passed the 100-yard receiving mark for the second consecutive game, becoming the first Dolphins player to accomplish that feat since Weeks 15-16 of the 2010 season when Brandon Marshall did it.

The outcome pretty much was decided during a frustrating first half when the Dolphins saw Buffalo build a 27-0 lead.

Ryan Tannehill threw a 21-yard touchdown pass to Matthews on the Dolphins' first possession of the second half, and that was followed by a two-point conversion pass to Jarvis Landry to make it a 27-8 score.

But Buffalo responded with an 80-yard drive that ended with a 39-yard touchdown pass from Taylor to Hogan. That drive was kept alive by Dolphins penalties twice, first when Walt Aikens was flagged for running into the kicker when Buffalo punted on fourth-and-2, and later when an illegal hands to the face penalty on Derrick Shelby gave Buffalo a first down after a third-and-3 pass fell incomplete.

Matthews added a 46-yard touchdown with 7:56 left in the fourth quarter on a fourth-and-8 play where Tannehill threw on the run while trying to avoid the Buffalo pass rush. Andrew Franks missed the extra-point conversion.

Buffalo recovered the ensuing onside kick and Williams then scored on a 41-yard run.

Tannehill broke Dan Marino's franchise record of 156 consecutive passes without being intercepted and made it to 160 before he threw his first picks since the Minnesota game last Dec. 20.

The Dolphins won the coin toss for the third time in three games, but elected to receive for the first time.

The new strategy didn't help the Dolphins because they went three-and-out on offense and then saw Buffalo march 77 yards in a quick drive that took only five plays and 2:17.

Clay did most of the damage on the drive, starting it with 9- and 24-yard catches and capping it with a 25-yard touchdown where he eluded three tackle attempts.

Buffalo made it 14-0 on its next possession with an 81-yard drive that was highlighted by a 39-yard completion to Sammy Watkins and ended with a 10-yard touchdown pass to McCoy.

The Dolphins had a chance to cut into the 14-point deficit after Landry's nifty 19-yard punt return, accompanied by a holding penalty on Buffalo, gave them a first down at the Bills 38-yard line.

But on the very next play Landry bobbled a pass thrown slightly behind him and Brown picked off the carom to end Tannehill's interception-less streak.

The Bills turned the takeaway into a field goal to go up 17-0 and went up 24-0 on Brown's interception return for a touchdown with 1:44 left in the first half.

The Dolphins quickly got back into Buffalo territory, but Ronald Darby intercepted Tannehill on fourth-and-5 and that led to Carpenter's 51-yard field goal in the final seconds of what was an utterly forgettable first half.

SCORING

SCORE BY PERIODS	1	2	3	4	OT	Total
Buffalo Bills	14	13	0	14	0	41
Miami Dolphins	0	0	8	6	0	14

SCORING DRIVES

Team	Qtr	Time	Play Description (Extra Point) (Drive info)	BUF	MIA
Bills	1	11:49	C.Clay 25 yd. pass from T.Taylor (D.Carpenter kick) (5-77, 2:17)	7	0
Bills	1	6:03	L.McCoy 10 yd. pass from T.Taylor (D.Carpenter kick) (8-81, 3:40)	14	0
Bills	2	11:40	D.Carpenter 26 yd. Field Goal (9-57, 5:00)	17	0
Bills	2	1:44	P.Brown 43 yd. interception return (D.Carpenter kick)	24	0
Bills	2	0:03	D.Carpenter 51 yd. Field Goal (4-16, 0:42)	27	0
Dolphins	3	5:39	R.Matthews 21 yd. pass from R.Tannehill (R.Tannehill-J.Landry pass) (6-56, 3:14) 27 8		
Bills	4	14:53	C.Hogan 38 yd. pass from T.Taylor (D.Carpenter kick) (11-80, 5:46)	34	8
Dolphins	4	7:56	R.Matthews 46 yd. pass from R.Tannehill (kick failed, wl) (4-48, 0:51)	34	14
Bills	4	6:46	Ka.Williams 41 yd. run (D.Carpenter kick) (2-44, 1:10)	41	14

TEAM STATISTICS

	BILLS	DOLPHINS
TOTAL FIRST DOWNS	21	21
THIRD DOWN EFFICIENCY	7-13-54%	4-13-31%
FOURTH DOWN EFFICIENCY	0-0-0%	1-4-25%
TOTAL NET YARDS	428	391
NET YARDS RUSHING	151	102
NET YARDS PASSING	277	289
PASS ATTEMPTS-COMPLETIONS-HAD INTERCEPTED	29-21-0	49-26-3
KICKOFFS Number-In End Zone-Touchbacks	8-7-4	3-2-2
PUNTS Number and Average	3-45.7	4-49.0
FGs - PATs Had Blocked	0-0	0-0
TOTAL RETURN YARDAGE (Not Including Kickoffs)	74	19
PENALTIES Number and Yards	5-40	6-36
FUMBLES Number and Lost	0-0	1-0
TOUCHDOWNS	5	2
EXTRA POINTS Made-Attempts	5-5	1-2
FIELD GOALS Made-Attempts	2-3	0-0
RED ZONE EFFICIENCY	1-2-50%	0-2-0%
GOAL TO GO EFFICIENCY	0-0-0%	0-2-0%
SAFETIES	0	0
TIME OF POSSESSION	31:53	28:07

INDIVIDUAL STATISTICS

RUSHING (Att-Yds): Buffalo, Ka. Williams 12-110-1, L. McCoy 11-16, P. Harvin 2-16, T. Taylor 3-12, A. Dixon 5-(-1), E. Manuel 1-(-2). Miami, J. Gray 9-49, L. Miller 7-38, D. Williams 2-17, J. Landry 1-(-1), R. Tannehill 1-(-1).

PASSING (C-A-Y-TD-I): Buffalo, T. Taylor 29-21-277-3-0. Miami, R. Tannehill 49-26-297-2-3.

RECEIVING (Rec-Yds): Buffalo, P. Harvin 7-66, C. Clay 5-82-1, R. Woods 4-38, C. Hogan 3-42-1, S. Watkins 1-39, L. McCoy 1-10-1. Miami, J. Landry 8-67, R. Matthews 6-113-2, D. Parker 3-46, L. Miller 3-27, J. Cameron 3-16, J. Stoneburner 1-13, G. Jennings 1-10, D. Williams 1-5.

SACKS (Sk-Yds): Buffalo, S. Charles, 1-7, M. Dareus 1-1. Miami, none.

INTERCEPTIONS (Int-Yds): Buffalo, P. Brown 2-46-1, R. Darby 1-21. Miami, none.

TACKLES (S-A-T): Buffalo, C. Graham 10-2-12, B. Rambo 6-1-7, P. Brown 3-4-7, R. Darby 4-1-5, N. Robey 3-2-5, M. Dareus 4-0-4, N. Bradham 4-0-4, C. Bryant 3-0-3, Ky. Williams 1-1-2, S. Charles 1-0-1, J. Hughes 1-0-1, S. Gilmore 1-0-1. Miami, R. Jones 8-1-9, K. Sheppard 6-0-6, K. Misi 6-0-6, M. Thomas 5-0-5, Br. McCain 5-0-5, N. Suh 4-0-4, J. Jenkins 3-0-3, D. Shelby 2-0-2, B. Grimes 2-0-2, O. Vernon 1-0-1, W. Aikens 1-0-1, E. Mitchell 1-0-1, J. Taylor 1-0-1, A. Francis 1-0-1, C. Wake 0-1-1, T. Fede 0-1-1, Z. Vigil 0-1-1.

MISSED FIELD GOAL: Buffalo, 54WL. Miami, none.



POSTGAME NOTES VS. BUFFALO

- Tickets distributed were 64,869.
- WR Greg Jennings, LB Koa Misi and LB Spencer Paysinger served as game captains.
- With the 41-14 loss, Miami is now 57-41-1 in regular season action against the Bills.
- With his 10 pass attempts without an interception to start the game, QB Ryan Tannehill surpassed QB Dan Marino's team record (156 – 3rd game through 8th in 1997) for consecutive passes without an interception. Tannehill threw 160-straight passes before throwing an interception in the first quarter, which was also his first of the season.
- WR Rishard Matthews recorded a 21-yard touchdown reception from QB Ryan Tannehill in the third quarter. The drive went six plays for 56 yards in 3:14.
- Following WR Rishard Matthews' first touchdown, WR Jarvis Landry recorded his first career two-point conversion in the third quarter. It was the team's first two-point conversion since Daniel Thomas' run at Denver on Nov. 23, 2014.
- WR Rishard Matthews recorded a 46-yard touchdown reception from QB Ryan Tannehill in the fourth quarter. The drive went four plays for 48 yards in 51 seconds.
- WR Rishard Matthews' two touchdown receptions in the game tied his career high for touchdowns in a game when he also caught two at Tampa Bay on Nov. 11, 2013.
- WR Rishard Matthews has now totaled three touchdown receptions on the season, setting a new career high in a season.
- WR Rishard Matthews' 113 receiving yards were the third-most in a game in his career.

MATTHEWS MOST RECEIVING YARDS IN A GAME

Date	Opp	Rec	Yds	Avg	Lg	TD
11/11/13	at TB	11	120	10.9	19t	2
9/20/15	at Jax	6	115	19.2	48	0
9/27/15	Buf	6	113	18.8	46	2

- WR Rishard Matthews recorded 100 receiving yards in back-to-back games (113 vs. Buffalo and 115 last week at Jacksonville). He became the first Dolphins player to accomplish the feat since WR Brandon Marshall did it in 2010 (106 receiving yards against Buffalo on Dec. 19, 2010 and 102 receiving yards against Detroit on Dec. 26, 2010).

- With his eight receptions, WR Jarvis Landry has recorded 24 receptions this season. His 24 receptions in the first three games of the season are the most in franchise history through the first three games.

MOST RECEPTIONS THROUGH FIRST THREE GAMES OF A SEASON, ALL TIME

Player	Year	Rec	Yds	TD
Jarvis Landry	2015	24	230	0
Brandon Marshall	2010	22	290	1
Chris Chambers	2007	21	302	0
Randy McMichael	2004	19	223	1
Brian Hartline	2013	18	238	2

- With his eight receptions, WR Jarvis Landry has recorded five-or-more receptions in 12-straight games, continuing to improve on his franchise record for consecutive games with five-or-more catches. The previous record was O.J. McDuffie's eight-straight games, which was set in 1998.

LANDRY LAST 12 GAMES

DATE	OPP	REC	YDS	AVG	TD
11/2/14	SD	5	46	9.2	1
11/9/14	at Det	7	53	7.6	0
11/13/14	Buf	5	46	9.2	1
11/23/14	at Den	7	50	7.1	2
12/1/14	at NYJ	8	68	8.5	0
12/7/14	Bal	6	55	9.2	0
12/14/14	at NE	8	99	12.4	0
12/21/14	Min	8	31	3.9	0
12/28/14	NYJ	5	55	11.0	0
9/13/15	at Was	8	53	6.6	0
9/20/15	at Jac.	8	110	13.8	0
9/27/15	Buf	8	67	8.4	0

- WR Jarvis Landry tied his career high with eight receptions. It was the sixth time he has recorded eight receptions in a game.
- TE Jordan Cameron appeared in his 50th game.
- LS John Denney extended his consecutive games played streak to 163, most in franchise history.
- DT Earl Mitchell extended his consecutive games played streak to 76, the third-most in the NFL among active defensive tackles.



GAME 4: NEW YORK 27 AT MIAMI 14

SUNDAY, OCT. 4 • 9:30 A.M. ET • WEMBLEY STADIUM • LONDON, ENG



GAME SUMMARY

The Dolphins followed the same preparation plans as last year for their return trip to England, but they certainly didn't get the same results.

A year after routing the Oakland Raiders 38-14 at Wembley Stadium, the Dolphins found themselves on the wrong end of a 27-14 decision.

The loss, the Dolphins' third consecutive setback following the season-opening victory at Washington, left Miami with a 1-3 record heading into their bye.

Tight end Jake Stoneburner and wide receiver Kenny Stills caught touchdown passes for the Dolphins from Ryan Tannehill.

The Dolphins trailed 27-7 early in the second half but fought to the end and had a chance to make it a 27-21 game with five minutes left after getting a first-and-goal from the Jets 4-yard line.

But Miami couldn't get the touchdown even after getting a new set of downs when defensive back Marcus Gilchrist was called for defensive holding on a failed fourth-down pass attempt.

The Dolphins appeared to score on the next play, but rookie wide receiver DeVante Parker was called for offensive pass interference to make it first-and-goal from the 12.

On fourth down from the 9, Darrelle Revis intercepted Tannehill in the end zone after Jarvis Landry fell when his feet tangled with those of Revis.

Chris Ivory rushed for a career-high 166 yards and a touchdown for the Jets and Eric Decker caught a touchdown pass.

The Dolphins finished the game 0-for-12 in third-down conversions.

Tannehill was under pressure most of the afternoon with the Jets blitzing relentlessly and was held to 84 passing yards through the first three quarters.

The Dolphins lost despite the Jets setting an opponent record for most penalty yards in a game.

The standout for the Dolphins was Landry, who had 29 rushing yards on two jet sweep and also had three punt returns of at least 20 yards.

Landry's 28-yard punt return set up Stills' touchdown in the fourth quarter.

Unfortunately for the Dolphins, they trailed 27-7 at that point.

The Dolphins' first touchdown drive covered 88 yards and was greatly helped by two pass-interference penalties on the Jets — one on Revis for 36 yards while covering Landry and the other on Gilchrist for 22 yards while covering tight end Jordan Cameron.

The Dolphins once again started slowly and didn't reach 100 total yards on offense until the fourth quarter.

Things weren't much better on defense, with the Dolphins allowing 282 yards in the first half. Making matters worse, the Dolphins lost Pro Bowl cornerback Brent Grimes to a knee injury in the first half.

On New York's first offensive snap, Ryan Fitzpatrick went deep to former Dolphins wide receiver Brandon Marshall for a 58-yard completion and two plays later Ivory scored on a 3-yard run.

The Jets added a pair of Nick Folk field goals before the Dolphins cut their deficit to 13-7.

New York put together a 75-yard drive near the end of the first half to increase the lead to 20-7, with Fitzpatrick hitting Decker with an 11-yard touchdown pass.

The Jets then made it 27-7 on the opening possession of the second half by driving 78 yards on nine plays, including a 24-yard run by Ivory. The scoring play was a 2-yard run by Zac Stacy.

SCORING

SCORE BY PERIODS	1	2	3	4	OT	Total
New York Jets	10	10	7	0	0	27
Miami Dolphins	0	7	0	7	0	14

SCORING DRIVES

Team	Qtr	Time	Play Description (Extra Point) (Drive info)	NYJ	MIA
Jets	1	10:49	C.Ivory 3 yd. run (N.Folk kick) (3-73, 1:25)	7	0
Jets	1	4:37	N.Folk 22 yd. Field Goal (10-58, 4:36)	10	0
Jets	2	8:47	N.Folk 48 yd. Field Goal (8-38, 4:47)	13	0
Dolphins	2	7:07	J.Stoneburner 8 yd. pass from R.Tannehill (A.Franks kick) (3-88, 1:40)	13	7
Jets	2	0:33	E.Decker 10 yd. pass from R.Fitzpatrick (N.Folk kick) (9-75, 2:26)	20	7
Jets	3	10:25	Z.Stacy 2 yd. run (N.Folk kick) (9-78, 4:35)	27	7
Dolphins	4	10:01	K.Stills 10 yd. pass from R.Tannehill (A.Franks kick) (4-37, 0:57)	27	14

TEAM STATISTICS

	JETS	DOLPHINS
TOTAL FIRST DOWNS	23	17
THIRD DOWN EFFICIENCY	6-16-38%	0-12-0%
FOURTH DOWN EFFICIENCY	0-0-0%	0-4-0%
TOTAL NET YARDS	425	226
NET YARDS RUSHING	207	59
NET YARDS PASSING	218	167
PASS ATTEMPTS-COMPLETIONS-HAD INTERCEPTED	29-16-1	44-19-2
KICKOFFS Number-In End Zone-Touchbacks	6-5-0	3-3-1
PUNTS Number and Average	5-42.4	7-46.0
FGs - PATs Had Blocked	0-0	0-0
TOTAL RETURN YARDAGE (Not Including Kickoffs)	32	105
PENALTIES Number and Yards	14-163	9-80
FUMBLES Number and Lost	0-0	1-0
TOUCHDOWNS	3	2
EXTRA POINTS Made-Attempts	3-3	2-2
FIELD GOALS Made-Attempts	2-3	0-0
RED ZONE EFFICIENCY	3-4-75%	2-3-67%
GOAL TO GO EFFICIENCY	2-3-67%	2-3-67%
SAFETIES	0	0
TIME OF POSSESSION	37:23	22:37

INDIVIDUAL STATISTICS

RUSHING (Att-Yds): New York, C. Ivory 29-166-1, R. Fitzpatrick 9-34, Z. Stacy 5-7-1. Miami, J. Landry 2-29, L. Miller 7-26, R. Tannehill 1-4, J. Gray 1-0.

PASSING (C-A-Y-TD-I): New York, R. Fitzpatrick 16-29-218-1-1. Miami, R. Tannehill 19-44-198-2-2.

RECEIVING (Rec-Yds): New York, B. Marshall 7-128, E. Decker 4-46-1, Z. Stacy 2-18, D. Smith 2-14, B. Powell 1-12. Miami, K. Stills 5-81-1, J. Landry 4-40, G. Jennings 3-15, J. Cameron 2-19, J. Stoneburner 2-16-1, R. Matthews 1-16, L. Miller 1-10, D. Williams 1-1.

SACKS (Sk-Yds): New York, M. Wilkerson 2-21, D. Harris 1-10. Miami, none.

INTERCEPTIONS (Int-Yds): New York, D. Revis 1-0, M. Williams 1-0. Miami, Z. Bowman 1-38.

TACKLES (S-A-T): New York, M. Gilchrist 4-1-5, B. Skrine 4-0-4, A. Cromartie 4-0-4, D. Bailey 3-1-4, M. Wilkerson 3-0-3, D. Harris 3-0-3, C. Pryor 3-0-3, L. Williams 2-1-3, L. Douzable 2-0-2, D. Harrison 1-1-2, D. Davis 1-0-1. Miami, R. Jones 10-1-11, K. Misi 5-3-8, S. Paysinger 4-1-5, J. Taylor 4-0-4, Br. McCain 3-1-4, J. Jenkins 3-1-4, N. Suh 3-0-3, M. Thomas 3-0-3, E. Mitchell 2-1-3, K. Sheppard 1-2-3, D. Shelby 2-0-2, B. Grimes 2-0-2, O. Vernon 2-0-2, Z. Bowman 1-0-1, Bo. McCain 1-0-1, W. Aikens 1-0-1.

MISSED FIELD GOAL: New York, 40W. Miami, none.



POSTGAME NOTES VS. NEW YORK JETS (LONDON)

- Tickets distributed were 83,986.
- LS John Denney, WR Jarvis Landry and DE Cameron Wake served as game captains.
- With the 27-14 loss, Miami is now 46-52-1 in regular season action against the Jets.
- TE Jake Stoneburner recorded an 8-yard touchdown reception from QB Ryan Tannehill in the second quarter. The drive went three plays for 88 yards in 1:40. The touchdown was Stoneburner's second career score, with his first coming in Week 2 at Jacksonville.
- CB Zack Bowman recorded his first interception as a member of the Dolphins in the third quarter and returned it 38 yards. It was the 13th interception of his career.
- WR Kenny Stills recorded a 10-yard touchdown reception in the fourth quarter from QB Ryan Tannehill. It was his first as a member of the Miami Dolphins. The drive went four plays for 37 yards in 57 seconds.
- LB Koa Misi recorded eight tackles. It was the fifth-most in a game in his career.

MISI MOST TACKLES IN A GAME

Date	Opp	Tot	Tack	Asst
9/13/15	at Was	11	9	2
9/9/12	at Hou	11	10	1
12/1/14	at NYJ	10	4	6
10/12/14	GB	9	8	1
10/6/13	Bal	8	7	1
10/4/15	NYJ	8	5	3

- P Matt Darr punted the ball seven times for 322 yards (46.0 average). His 322 punting yards were tied for the fourth-most by a Dolphins rookie in franchise history.

MOST PUNTING YARDS BY A DOLPHINS ROOKIE IN A GAME, FRANCHISE HISTORY

Player	Date	Opp	Pnt	Yds
Brandon Fields	12/23/07	at NWE	10	446
Larry Seiple	11/12/67	at SDG	8	361
Tom Orosz	10/4/81	NYJ	8	335
Matt Darr	10/4/15	NYJ	7	322
Larry Seiple	10/1/67	at NYJ	7	322
Reggie Roby	10/23/83	at BAL	8	318

- LS John Denney extended his consecutive games played streak to 164, most in franchise history.
- S Reshad Jones recorded 11 tackles. It was tied for the fourth-most in a game in his career.

JONES MOST TACKLES IN A GAME

Date	Opp	Tot	Tack	Asst
11/15/12	at Buf	14	11	3
9/13/15	at Was	12	7	5
9/12/11	NE	12	8	4
10/4/15	NYJ	11	10	1
12/29/13	NYJ	11	10	1
9/20/15	at Jax	11	8	3

- With his 11 tackles, S Reshad Jones increased his season total to 43 tackles, the most for a defensive back through the first four games of a season in Dolphins history since 1991.

MOST TACKLES THROUGH FIRST FOUR WEEKS OF A SEASON, DEFENSIVE BACKS, MIAMI HISTORY SINCE 1991

Player	Season	Tot TK
Reshad Jones	2015	43
Yeremiah Bell	2011	38
Yeremiah Bell	2010	36
Reshad Jones	2015	32
Yeremiah Bell	2009	28
Reshad Jones	2013	28

- WR Jarvis Landry notched a 15-yard rushing attempt in the second quarter, establishing a new career high for a rushing attempt.
- With his four receptions, WR Jarvis Landry has recorded 28 receptions this season. His 28 receptions in the first four games of the season are the most in franchise history through the first four games.

MOST RECEPTIONS THROUGH FIRST FOUR GAMES OF A SEASON, MIAMI HISTORY

Player	Year	Rec	Yds	TD
Jarvis Landry	2015	28	270	0
Brandon Marshall	2010	27	340	1
Brian Hartline	2012	25	455	1
Mark Clayton	1986	24	497	4
Randy McMichael	2004	24	274	1

- DT Earl Mitchell extended his consecutive games played streak to 77, the third-most in the NFL among active defensive tackles.
- With his 198 passing yards, QB Ryan Tannehill has totaled 1,080 for the season. His 1,080 passing yards are the fifth-most in a season through the first four games in Dolphins history.

MOST PASSING YARDS THROUGH FIRST FOUR GAMES OF A SEASON, MIAMI HISTORY

Player	Season	Yds
Dan Marino	1994	1,370
Dan Marino	1986	1,293
Dan Marino	1985	1,136
Dan Marino	1984	1,098
Ryan Tannehill	2015	1,080
Ryan Tannehill	2013	1,076



GAME 5: MIAMI 38, AT TENNESSEE 10

SUNDAY, OCT. 18 • 1 P.M. ET • NISSAN STADIUM • NASHVILLE, TENN.



GAME SUMMARY

The Dolphins got back in the win column in convincing fashion in Dan Campbell's debut as interim head coach.

Cameron Wake had four sacks in the first half, Lamar Miller rushed for 100 yards for the first time this season and Reshad Jones returned an interception for a touchdown as the Dolphins snapped a three-game losing streak with a 38-10 victory against the Tennessee Titans at Nissan Stadium.

Ryan Tannehill threw two touchdown passes in the fourth quarter, connecting with tight ends Dion Sims and Jordan Cameron.

Campbell was successful in his first replay challenge, and the result was a Tennessee incomplete pass becoming a sack and fumble recovery for Miami.

In short, it was a memorable afternoon for Campbell and the Dolphins.

It all began with the kind of quick start the Dolphins they had been looking for and it continued with the Dolphins being in control throughout the game.

Tennessee mounted a comeback attempt in the second half, but Brent Grimes stopped the Titans' momentum with a diving interception near the Miami goal line and the Dolphins leading 24-10.

The Dolphins then closed the door with a 97-yard drive that was capped by Tannehill's 3-yard touchdown pass to Sims, back in the lineup after missing three games because of a concussion.

The 12-yard TD pass to Cameron came on the first play after the two-minute warning.

Grimes' interception was one of four takeaways for the Dolphins defense. In addition to the picks by Jones and Grimes, there were two fumble recoveries after Wake knocked the ball away from Tennessee quarterback Marcus Mariota on sacks.

When they took a 17-3 lead in the second quarter on Miller's 7-yard touchdown, it gave the Dolphins their biggest lead since their 37-0 victory against the San Diego Chargers last Nov. 2.

It was the second rushing touchdown of the game for the Dolphins following Jarvis Landry's 22-yard score on a Statue of Liberty play in the first quarter.

Landry's touchdown was the first on the ground this season for the Dolphins, and it also marked the first time in 2015 that Miami scored any touchdown in the first quarter.

Landry's touchdown capped a tremendous opening drive for the Dolphins that covered 80 yards in seven plays.

The drive featured a key third-down completion to Rishard Matthews, followed by 21-yard hook-up between Tannehill and Matthews again.

It was the first time the Dolphins had scored a touchdown on their opening drive since last Nov. 24 at Denver and it gave them their first lead in any game since their 17-10 victory against the Washington Redskins in the season opener.

After the teams traded field goals, the Dolphins got their second touchdown after Jamar Taylor returned a fumble 42 yards to the Tennessee 34-yard line.

The Dolphins stopped a Tennessee scoring threat late in the first half when Olivier Vernon sacked Mariota on third down to push the Titans out of field goal range.

The last play of what was a memorable first half for the Dolphins was a sack by Wake, whose four first-half sacks tied for most by any player in the NFL since 1991.

The game ended with a Jordan Kovacs sack against Titans backup quarterback Zach Mettenberger.

The Dolphins (2-3) will play their next game next Sunday at Sun Life Stadium against the Houston Texans.

SCORING

SCORE BY PERIODS	1	2	3	4	OT	Total
Miami Dolphins	10	7	7	14	0	38
Tennessee Titans	3	0	7	0	0	10

SCORING DRIVES

Team	Qtr	Time	Play Description (Extra Point) (Drive info)	MIA	TEN
Dolphins	1	10:39	J.Landry 22 yd. run (A.Franks kick) (7-80, 4:21)	7	0
Titans	1	5:28	R.Succop 37 yd. Field Goal (10-61, 5:11)	7	3
Dolphins	1	0:06	A.Franks 30 yd. Field Goal (10-68, 5:22)	10	3
Dolphins	2	5:07	L.Miller 7 yd. run (A.Franks kick) (7-34, 3:39)	17	3
Dolphins	3	5:40	R.Jones 30 yd. interception return (A.Franks kick)	24	3
Titans	3	0:00	D.McCluster 3 yd. pass from M.Mariota (R.Succop kick) (5-52, 2:15)	24	10
Dolphins	4	7:38	D.Sims 2 yd. pass from R.Tannehill (A.Franks kick) (9-97, 5:30)	31	10
Dolphins	4	1:54	J.Cameron 12 yd. pass from R.Tannehill (A.Franks kick) (7-47, 4:05)	38	10

TEAM STATISTICS

	DOLPHINS	TITANS
TOTAL FIRST DOWNS	26	22
THIRD DOWN EFFICIENCY	5-9-56%	2-10-20%
FOURTH DOWN EFFICIENCY	0-0-0%	1-2-50%
TOTAL NET YARDS	434	299
NET YARDS RUSHING	180	63
NET YARDS PASSING	254	236
PASS ATTEMPTS-COMPLETIONS-HAD INTERCEPTED	29-22-2	41-26-2
KICKOFFS Number-In End Zone-Touchbacks	7-6-4	3-3-1
PUNTS Number and Average	3-43.7	3-41.7
FGs - PATs Had Blocked	0-0	0-0
TOTAL RETURN YARDAGE (Not Including Kickoffs)	36	59
PENALTIES Number and Yards	9-97	7-50
FUMBLES Number and Lost	0-0	1-1
TOUCHDOWNS	5	1
EXTRA POINTS Made-Attempts	5-5	1-1
FIELD GOALS Made-Attempts	1-1	1-1
RED ZONE EFFICIENCY	3-4-75%	1-3-33%
GOAL TO GO EFFICIENCY	2-2-100%	1-1-100%
SAFETIES	0	0
TIME OF POSSESSION	31:53	28:07

INDIVIDUAL STATISTICS

RUSHING (Att-Yds): Miami, L. Miller 19-113-1, J. Gray 7-24, J. Landry 2-24-1, R. Tannehill 2-14, D. Williams 2-5. Tennessee, A. Andrews 9-23, D. McCluster 5-23, B. Sankey 3-13, Z. Mettenberger 1-4.

PASSING (C-A-Y-TD-Int): Miami, R. Tannehill 22-29-266-2-2. Tennessee, M. Mariota 21-33-219-1-2, Z. Mettenberger 5-8-63-0-0.

RECEIVING (Rec-Yds): Miami, R. Matthews 6-85, D. Sims 4-33, J. Landry 3-42, J. Cameron 3-30, K. Stills 2-46, L. Miller 2-5, G. Jennings 1-13, J. Gray 1-12. Tennessee, D. Walker 8-97, K. Wright 4-34, D. Green-Beckham 3-57, J. Hunter 3-54, D. McCluster 3-19, A. Fasano 2-1, H. Douglas 1-11, B. Sankey 1-7, A. Andrews 1-2.

SACKS (Sk-Yds): Miami, C. Wake 4-25, O. Vernon 1-12, J. Kovacs 1-9. Tennessee, W. Woodyard 1-10, B. Orakpo 1-2.

INTERCEPTIONS (Int-Yds): Miami, R. Jones 1-30-1, B. Grimes 1-0. Tennessee, M. Griffin 1-29, C. Sensabaugh 1-16.

TACKLES (S-A-T): Miami, K. Misi 6-2-8, R. Jones 5-3-8, J. Jenkins 4-3-7, C. Wake 4-0-4, O. Vernon 3-1-4, Bo. McCain 3-0-3, M. Thomas 2-1-3, J. Taylor 1-2-3, E. Mitchell 0-3-3, J. Kovacs 2-0-2, T. Fede 2-0-2, B. Grimes 1-1-2, N. Hewitt 1-1-2, K. Sheppard 1-0-1, D. Shelby 1-0-1, N. Suh 0-1-1, Z. Vigil 0-1-1, Br. McCain 0-1-1. Tennessee, Z. Brown 8-4-12, W. Woodyard 7-2-9, D. Searcy 8-0-8, B. Orakpo 4-0-4, J. Casey 3-1-4, D. Morgan 3-1-4, M. Griffin 2-2-4, B. Wreh-Wilson 3-0-3, A. Woods 3-0-3, C. Sensabaugh 1-1-2, D. Jones 1-1-2, J. McCourty 0-2-2, D. Bass 1-0-1.

MISSED FIELD GOAL: Miami, none. Tennessee, none.



POSTGAME NOTES AT TENNESSEE TITANS

• Tickets distributed were 62,342.

• With the 38-10 win, Miami is now 19-16 in the regular season action against the Titans/Oilers.

• With the win, Dan Campbell became the first interim head coach in the NFL to win his debut game since Romero Crennel of Kansas City and Todd Bowles of the Dolphins both accomplished the feat on Dec. 18, 2011.

• The 38 points scored by the Dolphins under Dan Campbell were the most by the team in support of a head coach making his debut. The previous high was 34 points scored on Sept. 11, 2005 in Miami's 34-10 win over Denver for new head coach Nick Saban.

• C Mike Pouncey, DT Ndamukong Suh, QB Ryan Tannehill and S Michael Thomas served as game captains.

• LS John Denney extended his team-record consecutive games played streak to 165.

• DT Earl Mitchell extended his consecutive games played streak to 78, the third-most in the NFL among active defensive tackles.

• WR Jarvis Landry scored the first rushing touchdown of his NFL career. He became the first Dolphins wide receiver to score a rushing touchdown since Brian Hartline scored on a 16-yard run on Jan. 3, 2010 against Pittsburgh.

• The Dolphins scored a touchdown on their opening drive for the first time in a game since Daniel Thomas' 3-yard run at Denver on Nov. 23, 2014.

• The Dolphins' 82 rushing yards in the first quarter was their highest first-quarter total since Oct. 25, 2009 when they gained 105 yards against the New Orleans Saints.

• With his 53 rushing yards in the first quarter, RB Lamar Miller recorded the most rushing yards in the first quarter of his career. His previous high of 38 first quarter rushing yards was set Nov. 23, 2014 at Denver.

• DE Cameron Wake's four sacks in the first half were tied for most by an NFL player in a first half since 1991. Seattle's Chris Clemons (2012) and Kansas City's Derrick Thomas (1992) share the record.

• DE Cameron Wake's four sacks were tied the fourth-most in a single-game in Dolphins history. He joined Vern Den Herder (three times) as the only players in Dolphins history to have multiple career games with four-or-more sacks.

MIAMI DOLPHINS ALL-TIME SINGLE SACK LEADERS

PLAYER	YEARS	SACKS
1. Bill Stanfill	10/7/73 vs. N.Y. Jets	5.0
Vern Den Herder	10/21/73 vs. Buffalo	5.0
3. Cameron Wake	9/30/12 at Arizona	4.5
4. Vern Den Herder	9/22/74 at Buffalo	4.0
Vern Den Herder	11/11/79 vs. Baltimore	4.0
Doug Betters	9/4/83 at Buffalo	4.0
E.J. Junior	10/6/91 at New England	4.0

Joey Porter	9/21/08 at New England	4.0
Cameron Wake	10/18/15 at Tennessee	4.0

• DE Cameron Wake's four sacks (all in the second quarter) are tied the second-most in a single-game in his NFL career, behind only his 4.5 sacks at Arizona on September 30, 2012.

WAKE'S SINGLE-GAME SACK HIGHS

4.5 at Arizona, 9/30/12
4.0 at Tennessee, 10/18/15
3.0 at Green Bay, 10/17/10
3.0 at San Francisco, 12/9/12
3.0 vs. Cincinnati, 10/31/13

• With his four quarterback sacks, DE Cameron Wake improved his career sack total to 67.0, moving past Vern Den Herder (64.0) and Doug Betters (65.5) for the third-most sacks in Dolphins history.

MIAMI DOLPHINS ALL-TIME CAREER SACK LEADERS

PLAYER	YEARS	TOTAL SACKS
1. Jason Taylor	1997-07, 2009, 2011	131.0
2. Bill Stanfill	1969-76	67.5
3. Cameron Wake	2009-15	67.0
4. Doug Betters	1978-87	65.5
5. Vern Den Herder	1971-81	64.0

• RB Lamar Miller rushed for 99 yards in the first half, the most in his career in a first half. His previous high was 89 first half rushing yards against Cincinnati on Oct. 31, 2013.

• RB Lamar Miller's 99 first half rushing yards were the most in a first half by a Dolphins running back since Ricky Williams rushed for 120 yards in the first half against New England on Dec. 29, 2002.

• RB Lamar Miller rushed for 113 yards, which is his fourth career game with 100-plus rushing yards and the second-highest total of his NFL career.

MILLER'S TOP RUSHING GAMES

178	vs. N.Y. Jets, 12/28/14
113	at Tennessee, 10/18/1
108	vs. Kansas City, 9/21/14
105	vs. Cincinnati, 10/31/13
92	vs. Minnesota, 12/21/14

• S Reshad Jones' 30-yard interception return for a touchdown in the third quarter was the second score of his NFL career. His other interception return for a touchdown was a 25-yarder against Baltimore on Oct. 6, 2013.

• Miami's 97-yard drive for a touchdown in the fourth quarter was tied for the third-longest scoring drive in Dolphins' history, behind 99-yard scoring drives at Baltimore on Sept. 10, 1978 and vs. the N.Y. Jets on Sept. 24, 1989.

LONGEST SCORING DRIVES IN DOLPHINS HISTORY

99 yards	9/10/78 at Baltimore (TD, 7 plays, 3:53)
99 yards	9/24/89 vs. N.Y. Jets (TD, 7 plays, 1:27)
97 yards	12/15/02 vs. Oakland (TD, 13 plays, 7:53)
97 yards	12/28/14 vs. N.Y. Jets (TD, 1 play, 0:14)
97 yards	10/18/15 at Tennessee (TD, 9 plays, 5:30)

• Miami had 32 rushing attempts vs. Tennessee. When tallying 24-or-more rushing attempts in a game, Miami has compiled a perfect 8-0 record dating back to the 2014 season.



GAME 6: MIAMI 44, HOUSTON 26

SUNDAY, OCT. 25 • 1 P.M. ET • SUN LIFE STADIUM • MIAMI GARDENS, FL



GAME SUMMARY

The Dolphins finally returned to Sun Life Stadium on and they put on quite a show for the home fans.

Playing at SLS for the first time since Sept. 27, the Dolphins put together perhaps the most dominating first half in franchise history on their way to a 44-26 victory against the Houston Texans.

The game wasn't nearly as close as the final score would indicate because the Dolphins led 41-0 at the half, breaking the franchise record of 35 first-half point set all the way back in 1967.

The victory evened the Dolphins' record at 3-3 heading into their Thursday night game at New England this week.

Among the many numbers that spoke of the Dolphins' domination was their advantage in total yardage in the first two quarters: 392-65.

Quarterback Ryan Tannehill was a perfect 12-for-12 for 231 yards and four touchdowns in that first half, good for a perfect passer rating of 158.3. His three touchdown passes in the first quarter were the most by a Dolphins quarterback since 2004 when A.J. Feeley accomplished the feat in a December game against the Buffalo Bills.

During that first half, Tannehill set a franchise record with his 18th consecutive completion dating back to the Tennessee game. In the second half, Tannehill broke the NFL record with his 25th consecutive completion — the previous mark was 24 by Philadelphia's Donovan McNabb in 2004.

The streak ended with an incompleteness in the fourth quarter.

Three of Tannehill's touchdown passes covered 50 yards or more — 53 yards to Rishard Matthews, 50 yards to Jarvis Landry and 54 yards to Lamar Miller.

Miller added a second long touchdown in the first half, breaking loose for an 85-yard run with 2:47 left in the half. It was the second-longest run in Dolphins history behind only Miller's 97-yard run against the New York Jets in the 2014 season finale.

Miller had 175 rushing yards at halftime, and that would end up being his final tally because he didn't have a rushing attempt in the second half.

Landry had a second touchdown catch in the first half, that one good for 10 yards to make it 21-0 with 3:03 left in the first quarter.

The defense also had fun in the first half, the highlight coming when Reshad Jones returned an interception for a touchdown for the second consecutive week — a first in franchise history.

This touchdown was practically gift-wrapped for Jones, as tight end C.J. Fiedorowicz popped the ball up in the air as he was falling down. And, he has had promised during the week, Jones again punctuated his touchdown with a twisting dive into the end zone.

The Dolphins didn't give up a first down until midway through the second quarter, forcing Houston into three-and-outs on its first seven offensive possessions.

The defense then came up with a fourth-down stop from the Miami 9-yard line when rookie Bobby McCain broke up a pass from quarterback Brian Hoyer.

On the Texans' final possession of the first half, Ndamukong Suh recorded his first two sacks in a Dolphins uniform on back-to-back plays and Cameron Wake followed that with his second sack and second forced fumble of the half.

The very first play of the game actually wasn't very good for the Dolphins, as Houston rookie Keith Mumphery returned the opening kickoff 41 yards.

But after forcing a three-and-out, the Dolphins marched 88 yards on only six plays to start a run of three touchdowns on four possessions.

All the long touchdown passes came after short passes and some spectacular after-the-catch work, none better than that of Landry on his 50-yard score.

Landry caught a first-down pass near the Houston sideline, avoided a tackler and raced all the way across the field before cutting back at around the Houston 5-yard line.

Houston scored on four consecutive possessions in the second half to make the score more respectable while the Dolphins got only a 53-yard field goal from rookie Andrew Franks.

It didn't matter, though, because this game was decided in an unforgettable first half for the Dolphins.

SCORING

SCORE BY PERIODS	1	2	3	4	OT	Total
Houston Texans	0	0	13	13	0	26
Miami Dolphins	21	20	0	3	0	44

SCORING DRIVES

Team	Qtr	Time	Play Description (Extra Point) (Drive info)	HOU	MIA
Dolphins	1	10:57	R.Matthews 53 yd. pass from R.Tannehill (A.Franks kick) (6-88, 2:54)	0	7
Dolphins	1	6:45	J.Landry 50 yd. pass from R.Tannehill (A.Franks kick) (1-50, 0:15)	0	14
Dolphins	1	3:03	J.Landry 10 yd. pass from R.Tannehill (A.Franks kick) (4-45, 2:07)	0	21
Dolphins	2	14:10	L.Miller 54 yd. pass from R.Tannehill (A.Franks kick) (6-83, 2:50)	0	28
Dolphins	2	13:56	R.Jones 23 yd. interception return (A.Franks kick)	0	35
Dolphins	2	2:47	L.Miller 85 yd. run (kick failed, wl) (2-91, 0:43)	0	41
Texans	3	8:13	A.Foster 7 yd. pass from B.Hoyer (kick failed, wr) (4-31, 0:59)	6	41
Texans	3	1:45	A.Foster 2 yd. run (N.Novak kick) (8-82, 3:56)	13	41
Texans	4	11:27	N.Washington 27 yd. pass from B.Hoyer (N.Novak kick) (8-63, 2:37)	20	41
Dolphins	4	7:41	A.Franks 53 yd. Field Goal (7-45, 3:46)	20	44
Texans	4	4:00	N.Washington 5 yd. pass from B.Hoyer (pass failed) (12-80, 3:41)	26	44

TEAM STATISTICS

	TEXANS	DOLPHINS
TOTAL FIRST DOWNS	24	21
THIRD DOWN EFFICIENCY	6-15-40%	1-9-11%
FOURTH DOWN EFFICIENCY	0-1-0%	0-0-0%
TOTAL NET YARDS	322	503
NET YARDS RUSHING	71	248
NET YARDS PASSING	251	255
PASS ATTEMPTS-COMPLETIONS-HAD INTERCEPTED	49-23-1	20-19-0
KICKOFFS Number-In End Zone-Touchbacks	5-4-2	8-7-5
PUNTS Number and Average	8-48.0	5-49.2
FGs - PATs Had Blocked	0-0	0-0
TOTAL RETURN YARDAGE (Not Including Kickoffs)	21	42
PENALTIES Number and Yards	3-25	8-52
FUMBLES Number and Lost	0-0	1-23
TOUCHDOWNS	4	6
EXTRA POINTS Made-Attempts	2-4	5-6
FIELD GOALS Made-Attempts	0-0	1-1
RED ZONE EFFICIENCY	3-3-100%	1-2-50%
GOAL TO GO EFFICIENCY	3-3-100%	0-0-0%
SAFETIES	0	0
TIME OF POSSESSION	27:55	32:05

INDIVIDUAL STATISTICS

RUSHING (Att-Yds): Houston, A. Foster 18-59, A. Blue 3-8, C. Polk 4-4. Miami, L. Miller 14-175-1, J. Gray 12-48, D. Williams 4-19, J. Landry 1-5, R. Tannehill 1-3, M. Moore 3-(-2).

PASSING (C-A-Y-TD-I): Houston, B. Hoyer 23-49-273-3-1. Miami, R. Tannehill 18-19-282-4-0, M. Moore 1-1-14-0-0.

RECEIVING (Rec-Yds): Houston, N. Washington 9-127-2, D. Hopkins 6-50, A. Foster 5-66-1, C. Polk 2-14, K. Mumphery 1-16. Miami, J. Landry 5-83 -2, R. Matthews 3-75-1, L. Miller 3-61, G. Jennings 2-37, J. Cameron 2-23, D. Williams 2-10, J. Gray 1-10, D. Sims 1-10.

SACKS (Sk-Yds): Houston, J. Watt 2-20, J. Clowney 1-13, J. Simon 1-8. N. Suh 2-15, C. Wake 2-7.

INTERCEPTIONS (Int-Yds): Houston, none. Miami, R. Jones 1-23-1.

TACKLES (S-A-T): Houston, J. Clowney 7-1-8, J. Watt 6-1-7, J. Simon 4-2-6, J. Joseph 4-0-4, J. Crick 3-1-4, B. Cushing 3-0-3, J. Tuggle 3-0-3, A. Dent 2-0-2, A. Hal 2-0-2, K. Johnson 2-0-2, R. Moore 1-1-2, W. Mercilus 1-1-2, D. Morris 1-1-2, M. Bullough 1-1-2, J. Rolle 0-2-2, C. James 1-0-1, A. Bouye 1-0-1, B. Dunn 1-0-1, E. Pleasant 0-1-1. Miami, R. Jones 8-0-8, J. Taylor 6-1-7, N. Suh 5-1-6, M. Thomas 5-0-5, J. Jenkins 3-0-3, K. Misi 3-0-3, B. Grimes 2-1-3, E. Mitchell 2-1-3, C. Wake 2-0-2, N. Hewitt 2-0-2, K. Sheppard 2-0-2, T. Fede 1-1-2, C. Mosely 1-1-2, D. Shelby 1-0-1, Bo. McCain 1-0-1, Z. Vigil 1-0-1, J. Phillips 1-0-1.

MISSED FIELD GOAL: Houston, none. Miami, none.



POSTGAME NOTES VS HOUSTON

- Tickets distributed were 65,251.
- With the 44-26 win, Miami is now 1-7 in the regular season action against the Houston Texans.
- With last week's 38-10 win at Tennessee and the 44-26 win against Houston, the Dolphins scored 38-or-more points in consecutive games for the third time in team history and the first-time since Weeks 8-9 of the 1984 season (44-24 at New England and 38-7 vs. Buffalo).
- With the win, Dan Campbell became the first head coach to take over a team during a season to win first his two games since Leslie Frazier (Minnesota) and Jason Garrett (Dallas) in 2010.
- With the Dolphins scoring 82 points in his first two games, Dan Campbell became the first head coach to take over a team during a season and score 82-plus points in his first two games since Mike Holovak (Boston) in 1961 (83 points).
- With the Dolphins allowing 36 points in his first two games, Dan Campbell became the first head coach to take over a team during a season and allow 36-or-fewer points in his first two games since Romeo Crennel (Kansas City) in 2011 (30 points).
- WR Rishard Matthews, T Branden Albert, DT Earl Mitchell, S Michael Thomas and RB Damien Williams served as game captains.
- The honorary captains were DT Tim Bowens, G Bob Kuechenberg, G Larry Little, RB Mercury Morris and RB Tony Nathan.
- LS John Denney extended his team-record consecutive games played streak to 166.
- DT Earl Mitchell extended his consecutive games played streak to 79, the third-most in the NFL among active defensive tackles.
- CB Tony Lippett made his NFL debut in the second quarter of the game.
- Miami's 41 points in the first half was the most in an opening half in team history. The previous high was 35 points in the first half vs. the Boston Patriots on Dec. 17, 1967.
- The Dolphins today became the first team in NFL history with four offensive touchdown plays of at least 50 yards in a single half.
- WR Rishard Matthews' 53-yard touchdown on Miami's opening drive was the longest reception of his career. His previous long was for 48 yards at Jacksonville (9/20/15). It was also the longest touchdown reception of his career. Matthews' previous longest touchdown reception was for 46 yards against Buffalo (10/27/15).
- WR Jarvis Landry's 50-yard touchdown was the longest reception of his career, his previous long was 36 yards at Jacksonville (9/20/15). It was also the longest touchdown reception of his career, his previous long was a 14-yard touchdown reception vs. San Diego (11/2/14).
- K Andrew Franks' 53-yard field goal today tied for the third longest in team history by a rookie.
- QB Ryan Tannehill became the first Dolphins quarterback to throw three touchdown passes in a first quarter since A.J. Feeley also threw for three touchdowns in the opening period against Buffalo on Dec. 5, 2004.
- With his 30-yard interception return against the Titans last week and his 23-yard interception return for a touchdown, S Reshad Jones became the first player in Dolphins history to have interception returns for touchdowns in consecutive games.
- QB Ryan Tannehill completed 94.7 percent of his pass attempts (18-of-19), which set a team record for highest completion percentage in a single-game, surpassing the previous record of 92.3 percent (12-of-13) by Bob Griese vs. New England on Dec. 18, 1978.
- By completing his last seven attempts last week at Tennessee and his first 18 attempts of the game, QB Ryan Tannehill's 25 consecutive completions is a new NFL record.

• QB Ryan Tannehill had a perfect 158.3 quarterback rating in the first quarter of the game. It was the third time in his first career that he accomplished the feat in a first quarter.

• With his 2.0 sacks the coupled with his 4.0 sacks last week at Tennessee, DE Cameron Wake passed his career high for most sacks in a two game stretch with 6.0. His previous high came in 2012 when he had a total of 5.5 sacks in Weeks 4 and 5.

• With second-quarter quarterback sack, DE Cameron Wake improved his career sack total to 68.0, moving past Bill Stanfill (67.5) for the second-most career sacks in Dolphins history. He finished the game with two sacks and 69.0 for his career.

• With his 113 yards last week at Tennessee and his 175 rushing, RB Lamar Miller has rushed for back-to-back 100-yard games for the first time in career.

• With his four touchdown passes, QB Ryan Tannehill tied his career high with his four-touchdown effort vs. Minnesota on Dec. 21, 2014.

• RB Lamar Miller rushed for 175 yards, which is his fifth career game with 100-plus rushing yards and the second-highest total of his NFL career.

• RB Lamar Miller's 85-yard touchdown the was the second-longest in team history and the second longest of Miller's career, behind his 97-yard touchdown run against the N.Y. Jets on Dec. 28, 2014.

• With his three first half touchdown passes for 50-plus yards, QB Ryan Tannehill became first NFL quarterback since Randall Cunningham in 1998 with three 50-plus yard TD passes in first half of a game.

• With his 2.0 sacks, DT Ndamukong Suh tied his career high for most sacks in a game, with two-sacks efforts vs. Washington (10/31/10), vs. Chicago (9/29/13), at Minnesota (10/12/14), at Chicago (12/21/14) and at Dallas (1/4/15 – playoff game).

• RB Damien Williams tied his career-long with a 19-yard run in the third quarter, with a 19-yard run at Detroit on Nov. 9, 2015.

INJURIES REPORTED IN PRESS BOX

MIAMI DOLPHINS

- CB Zack Bowman – shoulder (questionable), second quarter
- LB Spencer Paysinger – arm (questionable), second quarter – Returned before suffering groin injury in third quarter

HOUSTON TEXANS

- LB Akeem Dent – hamstring (questionable), fourth quarter
- RB Arian Foster – achilles (out), fourth quarter



GAME 7: NEW ENGLAND 36, MIAMI 7

THURSDAY, OCT. 29 • 8:25 P.M. ET • GILLETTE STADIUM • FOXBOROUGH, MASS.



GAME SUMMARY

After consecutive dominating performances, the Dolphins endured a tough night at Gillette Stadium.

The Dolphins gave up four touchdown passes to Tom Brady and were shut out in the first half as their two-game winning streak came to an end with a 36-7 loss against the New England Patriots.

The Dolphins also saw two starters carted off to the locker room, with Ja'Wuan James leaving with a toe injury in the first half and defensive end Cameron Wake leaving with an Achilles injury in the second half.

Before leaving the game, Wake recorded his seventh sack of the season, all of them coming in the last three games.

That was one of the highlights for the Dolphins on a night when there weren't anywhere near enough of them.

One big play for the Dolphins was a 50-yard kickoff return by Jarvis Landry in the fourth quarter, but that was followed by a pair of New England sacks on a Miami drive that went three-and-out.

After building a 41-0 halftime lead in their 44-26 victory against Houston on Sunday, the Dolphins found themselves with a 19-0 deficit against a New England team that came in with a 71-0 record at Gillette Stadium when leading at the half.

The Dolphins quickly cut into the deficit with an 80-yard touchdown drive to start the second half but could get no closer after that.

The Miami touchdown came on a 1-yard run by Lamar Miller, one play after Ryan Tannehill hit tight end Jordan Cameron with a 29-yard completion while moving to his left.

But it overall was a tough night for the Dolphins offense, which managed only 76 yards and five first downs in the first half and never took a snap in New England territory in the first two quarters.

One day after being named AFC Offensive Player of the Week, Tannehill was intercepted twice, once in each half, and sacked five times.

Tannehill also was charged with a fumble on a play that epitomized the kind of night it was for the Dolphins.

With the Dolphins trailing 7-0 early in the second quarter, Tannehill never moved when center Mike Pouncey did a shotgun snap and the rest of the offensive line started pass-protecting on third-and-10 from the Miami 9-yard line.

The ball flew by Tannehill and into the end zone, where Tannehill fell on it for a New England safety.

The game began with the Dolphins on defense and they had a chance to make a quick stop when New England faced a third-and-16 from its 26-yard line. But the Patriots converted with a 17-yard completion from Brady to running back Dion Lewis on a screen and three plays later Brady hit tight end Rob Gronkowski for a 47-yard touchdown.

New England built its 19-point halftime cushion with a 52-yard Stephen Gostkowski field goal and a 16-yard touchdown reception by Lewis on its final two drives of the first half.

The closest the Dolphins came to scoring in the first half was on the last play when rookie Andrew Franks had a 63-yard field goal attempt, which missed wide left.

Yet the outcome was still in doubt early in the fourth quarter before defensive back Duron Harmon intercepted Tannehill and returned the pick to the Dolphins 15-yard line to set up the first of two fourth-quarter Brady touchdown passes to Julian Edelman.

The Dolphins (3-4) return to action Nov. 8 when they face the Buffalo Bills at Ralph Wilson Stadium.

SCORING

SCORE BY PERIODS	1	2	3	4	OT	Total
Miami Dolphins	0	0	7	0	0	7
New England Patriots	7	12	3	14	0	36

SCORING DRIVES

Team	Qtr	Time	Play Description (Extra Point) (Drive info)	HOU	MIA
Patriots	1	10:12	R.Gronkowski 47 yd. pass from T.Brady (S.Gostkowski kick) (8-80, 4:48)	0	7
Patriots	2	14:05	R.Tannehill fumble out of bounds in end zone for a Safety	0	9
Patriots	2	3:25	S.Gostkowski 52 yd. Field Goal (4-5, 1:52)	0	12
Patriots	2	0:24	D.Lewis 16 yd. pass from T.Brady (S.Gostkowski kick) (5-51, 1:17)	0	19
Dolphins	3	11:25	L.Miller 1 yd. run (A.Franks kick) (7-80, 3:35)	7	19
Patriots	3	6:09	S.Gostkowski 36 yd. Field Goal (11-62, 5:16)	7	22
Patriots	4	13:29	J.Edelman 10 yd. pass from T.Brady (S.Gostkowski kick) (3-15, 0:46)	7	29
Patriots	4	7:17	J.Edelman 16 yd. pass from T.Brady (S.Gostkowski kick) (7-80, 4:11)	7	36

TEAM STATISTICS

	DOLPHINS	PATRIOTS
TOTAL FIRST DOWNS	18	24
THIRD DOWN EFFICIENCY	2-11-18%	3-12-25%
FOURTH DOWN EFFICIENCY	1-2-50%	1-1-100%
TOTAL NET YARDS	270	437
NET YARDS RUSHING	15	95
NET YARDS PASSING	255	342
PASS ATTEMPTS-COMPLETIONS-HAD INTERCEPTED	44-28-2	38-26-0
KICKOFFS Number-In End Zone-Touchbacks	3-2-2	7-7-5
PUNTS Number and Average	6-58.2	6-44.0
FGs - PATs Had Blocked	0-0	0-0
TOTAL RETURN YARDAGE (Not Including Kickoffs)	9	69
PENALTIES Number and Yards	7-40	8-69
FUMBLES Number and Lost	2-0	0-0
TOUCHDOWNS	1	4
EXTRA POINTS Made-Attempts	2-4	5-6
FIELD GOALS Made-Attempts	0-0	1-1
RED ZONE EFFICIENCY	1-2-50%	3-4-75%
GOAL TO GO EFFICIENCY	3-3-100%	0-0-0%
SAFETIES	0	1
TIME OF POSSESSION	27:23	32:37

INDIVIDUAL STATISTICS

RUSHING (Att-Yds): Miami, L. Miller 9-15-1, J. Gray 2-1, R. Tannehill 2-(-1). New England, L. Blount 17-72, D. Lewis 5-19, J. White 3-3, T. Brady 1-1.

PASSING (C-A-Y-TD-I): Miami, R. Tannehill 28-44-300-0-2. New England, T. Brady 26-38-356-4-0.

RECEIVING (Rec-Yds): Miami, R. Matthews 7-62, J. Landry 6-71, L. Miller 5-19, J. Gray 4-50, K. Stills 3-58, J. Cameron 2-34, D. Sims 1-6. New England, J. Edelman 7-81, R. Gronkowski 6-113, D. Lewis 6-93, B. LaFell 4-47, D. Amendola 1-11, S. Chandler 1-9, L. Blount 1-2.

SACKS (Sk-Yds): Miami, O. Vernon 1-7, C. Wake 1-7. New England, C. Jones 2-14, D. McCourty 1-13, R. Ninkovich 1-10.

INTERCEPTIONS (Int-Yds): Miami, none. New England D. Harmon 1-30, L. Ryan 1-1.

TACKLES (S-A-T): Miami, K. Sheppard 5-3-8, R. Jones 5-3-8, J. Taylor 4-3-7, K. Misi 3-3-6, J. Jenkins 3-2-5, M. Thomas 2-3-5, O. Vernon 1-4-5, W. Aikens 3-1-4, Bo. McCain 1-2-3, B. Grimes 2-0-2, C. Wake 1-1-2, D. Shelby 1-1-2, J. Phillips 1-1-2, N. Suh 0-2-2, T. Fede 0-2-2, S. Paysinger 1-0-1, C. Mosley 0-1-1. New England, L. Ryan 6-1-7, J. Coleman 5-0-5, M. Butler 5-0-5, C. Jones 4-0-4, P. Chung 1-3-4, D. Hightower 3-0-3, D. McCourty 3-0-3, D. Easley 1-2-3, M. Brown 2-0-2, R. Ninkovich 1-1-2, J. Collins 1-1-2, G. Grissom 1-1-2, J. Richards 1-1-2, S. Siliga 1-0-1, J. Mayo 1-0-1, D. Harmon 0-1-1, A. Branch 0-1-1.

MISSED FIELD GOAL: Houston, none. Miami, none.



POSTGAME NOTES AT NEW ENGLAND

- Tickets distributed were 66,829.
- With the 36-7 loss, Miami is now 51-46 in the regular season action against the Patriots.
- With the 36-7 loss, Miami is now 67-54 in games played in prime time, including a 6-5 record in Thursday night games.
- QB Ryan Tannehill and C Mike Pouncey (offense); DE Cameron Wake and S Reshad Jones (defense); and S Michael Thomas and RB Damien Williams (special teams) served as game captains.
- C Sam Brenner, DT A.J. Francis, WR Matt Hazel, OT Jeff Linkenbach, CB Brice McCain, LB Chris McCain and TE Jake Stoneburner were the Dolphins inactive.
- LS John Denney extended his team-record consecutive games played streak to 167.
- DT Earl Mitchell extended his consecutive games played streak to 80, the third-most in the NFL among active defensive tackles.
- P Matt Darr's 70-yard punt in the second quarter is tied for the longest by a rookie (and the ninth-longest overall) punt in Dolphins history.

Longest Punts In Dolphins History

77	Reggie Roby (11/29/87 at Buffalo)
77	Matt Turk (11/25/01 at Buffalo)
74	Brandon Fields (12/22/13 at Buffalo)
73	Larry Seiple (11/14/71 vs. Pittsburgh)
73	Reggie Roby (9/28/86 vs. San Francisco)
73	Reggie Roby (10/5/86 at New England)
71	Brandon Fields (11/02/08 at Denver)
71	George Roberts (11/2/80 at Oakland)
70	Brandon Fields (09/18/11 vs. Houston)
70	Larry Seiple (12/10/67 vs. San Diego) - Rookie
70	Matt Turk (10/1/00 at Cincinnati)
70	Matt Darr (10/29/15 at New England) - Rookie

- With his 15-yard reception in the first quarter, WR Rishard Matthews increased his season receiving yards total to 453 yards, which is a new career high, ahead of his previous season high of 448 yards in 2013. He finished the game with 500 yards on the 2015 season.
- WR Rishard Matthews' seven catches tonight are the second-highest single-game total of his career behind an 11-catch game at Tampa Bay on Nov. 11, 2013.
- RB Lamar Miller's one-yard touchdown run in the third quarter marked his third consecutive game with a rushing touchdown. That matched his career high for consecutive games with a rushing touchdown. He also scored a rushing touchdown in games 4-6 in 2014.
- With his sack in the second quarter tonight, DE Cameron Wake has posted a full sack in three consecutive games. It is the fourth-longest consecutive game sack streak in Wake's career, behind two five-game sack streaks (weeks 6-10 in 2014 and weeks 4-9 on 2012) and a four-game sack streak (weeks 11-14 in 2010).
- With his sack in the second quarter tonight, DE Cameron Wake has posted 7.0 sacks over his past three games span, which is the most of his career over a three-game span.

Cameron Wake Sacks Over Three-Game Span


DATE	OPP	SACK
10/18/15	at Tennessee	4.0
10/25/15	vs. Houston	2.0
10/29/15	at New England	1.0
TOTAL		7.0

DATE	OPP	SACK
9/30/12	at Arizona	4.5
10/7/12	at Cincinnati	1.0
10/14/12	vs. St. Louis	1.0
TOTAL		6.5

INJURIES REPORTED IN PRESS BOX

MIAMI DOLPHINS

- OT Ja'Wuan James – toe (questionable), first quarter; downgraded to out in third quarter
- RB Damien Williams – hand (questionable), second quarter; returned in third quarter
- S Jordan Kovacs – knee (questionable), second quarter; returned in third quarter
- DE Cameron Wake – Achilles (out), third quarter
- WR DeVante Parker – foot (questionable), fourth quarter



GAME 8: BUFFALO 33, MIAMI 17

SUNDAY, NOV. 8 • 1 P.M. ET • RALPH WILSON STADIUM • BUFFALO, N.Y.



GAME SUMMARY

Big plays were the difference at Ralph Wilson Stadium.

The Buffalo Bills scored touchdowns of 48, 44 and 38 yards and got another score after a 63-yard completion, and that propelled them to a 33-17 victory over the Dolphins.

The loss left the Dolphins with a 3-5 record at the halfway mark of the 2015 season, with the next game scheduled for next Sunday against the Philadelphia Eagles at Lincoln Financial Field.

Running back Lamar Miller scored both touchdowns for the Dolphins and also had three receptions of 20 yards or more. Andrew Franks kicked a 48-yard field goal in the fourth quarter.

The Dolphins played from behind the whole way after a safety off an errant shotgun snap gave Buffalo a 2-0 lead in the first quarter. It marked the second consecutive game the Dolphins gave up a safety.

The key sequence in the game came in the third quarter when the Dolphins trailed 19-14 and drove to the Buffalo 40-yard line.

Facing a third-and-12 from the Bills 42, Ryan Tannehill fumbled when he was sacked by Jerry Hughes and Hughes grabbed the loose ball after a bounce and moved it to the Miami 40.

On a subsequent third-and-4 from the Miami 34-yard line, Ndamukong Suh had a hold of quarterback Tyrod Taylor after he scrambled out of the pocket, which normally would result in the referee blowing the whistle for the quarterback being in the grasp. That would have pushed the Bills out of field goal range and forced a punt.

But the play was allowed to continue until Taylor flung the ball out of bounds for an incomplection.

Buffalo was flagged for offensive holding on the play, and the Dolphins accepted the penalty instead of allowing the Bills to attempt a 52-yard field goal.

On the ensuing third-and-14 from the 44, Taylor hit Sammy Watkins for a long touchdown pass while Suh appeared to be held just before he was able to get to the quarterback.

The touchdown was part of a huge day for Watkins, who caught eight passes for 168 yards.

His 63-yard reception in the second quarter set up the first of two touchdown runs by rookie Karlos Williams, this one from 11 yards.

Williams scored on a 38-yard run midway through the fourth quarter to increase the Buffalo lead to 33-14.

The other long Buffalo touchdown was a 48-yard run by LeSean McCoy that came on the series that followed the safety and made the score 9-0.

The Dolphins made it 9-7 when Miller capped an impressive 85-yard drive with a 1-one touchdown run. The big play on the drive was a 26-yard completion from Tannehill to Miller on a screen pass.

Buffalo increased its lead with a 43-yard field goal by Dan Carpenter and Williams' first touchdown before the Dolphins mounted a drive late in the first half that ended in bitter disappointment.

The Dolphins moved from their own 13 to a first-and-goal at the Buffalo 1-yard line, but by that time only two seconds remained on the clock, forcing Interim Head Coach Dan Campbell to choose between a chip-shot field goal attempt or going for the touchdown.

Campbell chose the aggressive approach, but Bills cornerback Stephon Gilmore made a nice play to break up a pass attempt to tight end Dion Sims.

The Dolphins bounced back from the setback by driving 80 yards for a touchdown to start the second half, with Miller scoring on another 1-yard run.

With Tannehill passing for more than 300 yards and Jarvis Landry setting a career high with 11 catches, the Dolphins didn't have many problems moving the ball.

But they just couldn't overcome all the big plays.

SCORING

SCORE BY PERIODS	1	2	3	4	OT	Total
Miami Dolphins	0	7	7	3	0	17
Buffalo Bills	9	10	7	7	0	33

SCORING DRIVES

Team	Qtr	Time	Play Description (Extra Point) (Drive info)	MIA	BUF
Bills	1	11:48	R.Tannehill fumble out of bounds in end zone for a Safety	0	2
Bills	1	8:50	L.McCoy 48 yd. run (D.Carpenter kick) (5-80, 2:58)	0	9
Dolphins	2	11:28	L.Miller 1 yd. run (A.Franks kick) (9-85, 4:25)	7	9
Bills	2	7:08	D.Carpenter 43 yd. Field Goal (8-47, 4:20)	7	12
Bills	2	2:26	Ka.Williams 11 yd. run (D.Carpenter kick) (4-84, 2:07)	7	19
Dolphins	3	10:05	L.Miller 1 yd. run (A.Franks kick) (9-80, 4:55)	14	19
Bills	3	2:21	S.Watkins 44 yd. pass from T.Taylor (D.Carpenter kick) (3-40, 2:12)	14	26
Bills	4	8:35	Ka.Williams 38 yd. run (D.Carpenter kick) (10-80, 6:16)	14	33
Dolphins	4	3:53	A.Franks 48 yd. Field Goal (9-63, 4:42)	17	33

TEAM STATISTICS

	DOLPHINS	BILLS
TOTAL FIRST DOWNS	29	18
THIRD DOWN EFFICIENCY	4-9-44%	8-13-62%
FOURTH DOWN EFFICIENCY	0-0-0%	0-0-0%
TOTAL NET YARDS	397	420
NET YARDS RUSHING	106	266
NET YARDS PASSING	291	154
PASS ATTEMPTS-COMPLETIONS-HAD INTERCEPTED	37-28-0	12-11-0
KICKOFFS Number-In End Zone-Touchbacks	5-1-1	6-4-2
PUNTS Number and Average	3-38.0	3-50.0
FGs - PATs Had Blocked	0-0	0-0
TOTAL RETURN YARDAGE (Not Including Kickoffs)	18	0
PENALTIES Number and Yards	8-62	13-94
FUMBLES Number and Lost	3-1	0-0
TOUCHDOWNS	2	4
EXTRA POINTS Made-Attempts	2-2	4-4
FIELD GOALS Made-Attempts	1-1	1-1
RED ZONE EFFICIENCY	2-4-50%	1-2-50%
GOAL TO GO EFFICIENCY	2-3-67%	0-1-0%
SAFETIES	0	1
TIME OF POSSESSION	28:47	31:13

INDIVIDUAL STATISTICS

RUSHING (Att-Yds): Miami, L. Miller 12-44-2, J. Ajayi 5-41, J. Landry 4-18, R. Tannehill 2-3. Buffalo, L. McCoy 16-112-1, Ka. Williams 9-110-2, T. Taylor 10-44, R. Woods 1-0.

PASSING (C-A-Y-TD-I): Miami, R. Tannehill 27-36-309-0-0, J. Landry 1-1-9-0-0. T. Taylor 11-12-181-1-0.

RECEIVING (Rec-Yds): Miami, J. Landry 11-69, L. Miller 7-97, R. Matthews 4-54, K. Stills 3-74, D. Sims 1-9, R. Tannehill 1-9, J. Cameron 1-6. Buffalo S. Watkins 8-168-1, L. McCoy 2-7, C. Clay 1-6.

INTERCEPTIONS (Int-Yds): Miami, none. Buffalo, none.

SACKS (Sk-Yds): Miami, R. Jones 1-12, N. Suh 1-9, J. Phillips 1-6. Buffalo, J. Hughes 2-27.

TACKLES (S-A-T): Miami, B. Grimes 7-0-7, R. Jones 6-1-7, O. Vernon 5-2-7, K. Misi 5-0-5, K. Sheppard 4-0-4, M. Thomas 3-1-4, J. Taylor 3-0-3, J. Jenkins 3-0-3, N. Suh 1-2-3, E. Mitchell 1-1-2, D. Shelby 1-1-2, J. Phillips 1-0-1, Br. McCain 1-0-1, C. McCain 1-0-1, W. Aikens 0-1-1. Buffalo, R. Darby 10-0-10, C. Graham 8-0-8, N. Bradham 4-3-7, L. McKelvin 6-0-6, P. Brown 3-2-5, Du. Williams 3-1-4, J. Hughes 3-0-3, N. Robey 3-0-3, S. Gilmore 3-0-3, M. Lawson 2-1-3, I. Enemkpali 2-0-2, C. Bryant 1-0-1, M. Williams 1-0-1, A. Carrington 1-0-1, M. Dareus 0-1-1.

MISSED FIELD GOAL: Miami, none. Buffalo, none.



POSTGAME NOTES VS. BUFFALO

• Tickets distributed were 70,214

• Buffalo became the first team the Dolphins have faced 100 times in the regular season. The New York Jets will join the Bills for that distinction Nov. 29 when the Dolphins play at MetLife Stadium.

• With today's 33-17 loss, Miami is now 57-42-1 in the regular season action against the Bills.

• LB Kelvin Sheppard and CB Brent Grimes (defense), WR Jarvis Landry and T Branden Albert (offense) and S Walt Aikins and LB Spencer Paysinger (special teams) served as game captains.

• DT A.J. Francis, WR Matt Hazel, T Ja'Wuan James, T Ulrick John, S Jordan Kovacs, CB Tony Lippett and WR DeVante Parker were inactive.

• LS John Denney extended his team-record consecutive games played streak to 168.

• DT Earl Mitchell extended his consecutive games played streak to 81, the third-most in the NFL among active defensive tackles.

• T Brandon Albert played in the 100th game of his career today.

• RB Jay Ajayi made his NFL debut in today's game.

• TE Jordan Cameron's second quarter reception of the game was the 150th of his career.

• With his first quarter sack, S Reshad Jones has recorded 7.5 sacks in his career and moved into sole possession of the second-most sacks by a defensive back in franchise history. He had been tied with Patrick Surtain (6.5 sacks) and now trails only Jeremiah Bell (11.0 sacks).

MOST SACKS BY A DEFENSIVE BACK IN DOLPHINS HISTORY

11.0	Jeremiah Bell(2004-11)
7.5	Reshad Jones (2010-15)
6.5	Patrick Surtain(1998-2004)
6.0	Liffort Hobley(1987-1993)

• With his four rushing attempts today, WR Jarvis Landry has now recorded 12 carries on the season. He becomes the third wide receiver in Dolphins history to record 10 or more rushing attempts in a season in franchise history.

MOST RUSHING ATTEMPTS IN A SEASON BY A DOLPHINS WIDE RECEIVER

14	Nat Moore (1977)
12	Chris Chambers (2005)
12	Jarvis Landry (2015)

• With his 18 rushing yards, WR Jarvis Landry has now recorded 95 rushing yards on the season, which is tied for the second-highest single-season total by a Dolphins wide receiver.

MOST RUSHING YARDS IN A SEASON BY A DOLPHINS WIDE RECEIVER

115	Paul Warfield (1971)
95	Chris Cambers (2006)
95	Jarvis Landry (2015)
92	Chris Chambers (2005)
89	Nat Moore (1977)

• With his 11 catches today, WR Jarvis Landry has totaled 53 receptions

through the first eight games of the season. His 53 catches are the second-most receptions by a Dolphins player through the first eight games of a season since 1978 when the NFL expanded to a 16-game regular season.

MOST RECEPTIONS BY A DOLPHINS PLAYER IN A SEASON IN WEEKS 1-8

(since 1978)	
57	Jarvis Landry (2014)
53	Jarvis Landry (2015)
52	Brandon Marshall (2010)
48	Mike Wallace (2014)
47	Keith Byars (1994)

• With his nine-yard pass completion today, WR Jarvis Landry became the third player in Dolphins history to have a rushing attempt, reception, pass completion, kickoff return and punt return in a season, joining WR Mark Clayton (1983) and WR Nat Moore (1974).

• WR Jarvis Landry had the first pass attempt and completion of his NFL career today when he completed a nine-yard pass to QB Ryan Tannehill in the third quarter.

• WR Jarvis Landry had a career-high 11 receptions today. His 11 catches are tied for the fourth-highest single-game total in team history. The last Dolphins player with 11 receptions was Rishard Matthews, who accomplished the feat at Tampa Bay Nov. 11, 2013

• QB Ryan Tannehill had his first career reception on a nine-yard pass from WR Jarvis Landry in the third quarter of today's game.

• QB Ryan Tannehill finished with 309 passing yards, which is his 11th career game with 300 yards.

• RB Lamar Miller scored two rushing touchdowns today. His two rushing scores tied his career single-game high with a two rushing touchdown game at Oakland on Sept. 28, 2014.

• RB Lamar Miller scored a touchdown in his career-high fourth consecutive game.

• RB Lamar Miller had a career single-game high 97 receiving yards today. His previous high for receiving yards in a game was 61 yards vs. Houston on Oct. 25, 2015. It is the most receiving yards in a game by a Dolphins running back since RB Patrick Cobbs had 138 receiving yards at Houston on Oct. 12, 2008.

INJURIES REPORTED IN PRESS BOX

MIAMI DOLPHINS

• LB Spencer Paysinger – shoulder (doubtful), fourth quarter. Did not return.

BUFFALO BILLS

• RB LeSean McCoy – shoulder (questionable), third quarter. Did not return.



GAME 9: MIAMI 20, PHILADELPHIA 19

SUNDAY, NOV. 15 • 1 P.M. ET • LINCOLN FINANCIAL FIELD • PHILADELPHIA, PA.



GAME SUMMARY

The Dolphins fought back from an early deficit to pull out an impressive victory.

Safety Reshad Jones intercepted backup quarterback Mark Sanchez in the end zone with 4:26 left and the defense made another final stand to secure a 20-19 victory at Lincoln Financial Field.

The victory snapped a two-game losing streak and put the Dolphins at 4-5 on the season, with the Dallas Cowboys coming to Sun Life Stadium next Sunday.

The Dolphins clinched the victory when they stopped Philadelphia on downs in the final minutes, with Jones and linebacker Kelvin Sheppard teaming to stop Jordan Matthews well short of the first down after a fourth-down completion.

Jarvis Landry scored the game-winning touchdown early in the fourth quarter when he caught a 4-yard pass that bounced off Eagles defensive end Connor Barwin and went high into the air.

Landry later had a huge 20-yard reception on third-and-7 just before the two-minute warning.

Ryan Tannehill had two touchdown passes on the day, the other going to running back Lamar Miller in the second quarter.

Rookie Andrew Franks kicked two field goals to complete the Dolphins scoring.

Landry's game-winning touchdown was set up by a 43-yard pass play from Tannehill to Rishard Matthews on the final play of the third quarter.

Rookies wound up playing a big role for the Dolphins, in part because of injuries that sidelined linebacker Jelani Jenkins and cornerback Brice McCain.

Linebacker Mike Hull made his NFL debut, one day after being signed off the practice squad; linebacker Neville Hewitt and cornerback Tony Lippett both saw their first action of the season on defense.

The Dolphins defense, led by Ndamukong Suh, turned in a solid performance after a shaky first quarter and knocked Sam Bradford out of the game with a shoulder injury in the third quarter when Chris McCain hit him for a sack.

McCain produced one of three forced fumbles for the Dolphins defense, although they weren't able to recover any of them.

Another forced fumble came on a sack by Derrick Shelby and the third came on a bad snap.

The Dolphins trailed 16-3 early in the second quarter before scoring 17 unanswered points.

The comeback began with a 22-yard field goal by Franks after the Dolphins squandered a first-and-goal opportunity for the Philadelphia 5-yard line.

Rookie Zach Vigil came up with perhaps the biggest play of the game when he broke through the line to block a punt and give Miami the ball at the Eagles 12-yard line.

After an incompletion, Tannehill hit Miller in the flat and he took advantage of a great block by Matthews to scoot into the end zone to make it 16-13.

Even though they scored on the opening possession of the game, it was a painful first quarter for the Dolphins.

A 35-yard completion from Tannehill to Miller got the Dolphins in Eagles territory and led to Franks' 42-yard field goal that provided a 3-0 lead.

But Philadelphia answered with a 60-yard completion from Bradford to tight end Brent Celek on its first offensive snap and three plays later Bradford threw a 2-yard touchdown pass to wide receiver Josh Huff.

A miscue on the ensuing kickoff, when Damien Williams ran out of the end zone after dropping the ball and was tackled at the 1-yard line, led to the Dolphins giving up a safety for a third consecutive game.

This one came when Tannehill was sacked in the end zone and the ball flew out of the end zone on the play.

The Eagles increased their lead to 16-3 after receiving the free kick that followed the safety, as they marched 58 yards and got a 1-yard touchdown run from Ryan Mathews.

The Eagles appeared ready to increase their lead again early in the second quarter after driving to a first-and-10 at the Dolphins 12-yard line.

A sack by Suh on first down stopped the drive and forced the Eagles to go for a 32-yard field goal attempt, which was missed wide right by former Dolphins kicker Caleb Sturgis.

The momentum turned at that point and the Dolphins started their comeback.

SCORING

SCORE BY PERIODS	1	2	3	4	OT	Total
Miami Dolphins	3	10	0	7	0	20
Philadelphia Eagles	16	0	0	3	0	19

SCORING DRIVES

Team	Qtr	Time	Play Description (Extra Point) (Drive info)	MIA	PHI
Dolphins	1	10:27	A.Franks 42 yd. Field Goal (10-44, 4:33)	3	0
Eagles	1	8:43	J.Huff 2 yd. pass from S.Bradford (C.Sturgis kick) (4-64, 1:44)	3	7
Eagles	1	8:38	R.Tannehill fumble forced by W.Thurmond out of bounds in end zone for a Safety	3	9
Eagles	1	4:43	R.Mathews 1 yd. run (C.Sturgis kick) (10-58, 3:55)	3	16
Dolphins	2	8:18	A.Franks 22 yd. Field Goal (11-74, 4:33)	6	16
Dolphins	2	5:52	L.Miller 13 yd. pass from R.Tannehill (A.Franks kick) (2-12, 0:45)	13	16
Dolphins	4	14:55	J.Landry 4 yd. pass from R.Tannehill (A.Franks kick) (7-87, 3:14)	20	16
Eagles	4	10:20	C.Sturgis 37 yd. Field Goal (15-61, 4:35)	20	19

TEAM STATISTICS

	DOLPHINS	EAGLES
TOTAL FIRST DOWNS	15	29
THIRD DOWN EFFICIENCY	5-15-33%	7-18-39%
FOURTH DOWN EFFICIENCY	0-0-0%	1-2-50%
TOTAL NET YARDS	289	436
NET YARDS RUSHING	99	83
NET YARDS PASSING	190	353
PASS ATTEMPTS-COMPLETIONS-HAD INTERCEPTED	36-21-0	48-33-1
KICKOFFS Number-In End Zone-Touchbacks	6-4-4	4-4-2
PUNTS Number and Average	8-49.1	7-36.3
FGs - PATs Had Blocked	0-0	0-0
TOTAL RETURN YARDAGE (Not Including Kickoffs)	16	57
PENALTIES Number and Yards	8-84	7-54
FUMBLES Number and Lost	1-0	3-0
TOUCHDOWNS	2	2
EXTRA POINTS Made-Attempts	2-2	2-2
FIELD GOALS Made-Attempts	2-2	1-2
RED ZONE EFFICIENCY	2-4-50%	2-5-40%
GOAL TO GO EFFICIENCY	1-2-50%	2-3-67%
SAFETIES	0	1
TIME OF POSSESSION	28:53	31:07

INDIVIDUAL STATISTICS

RUSHING (Att-Yds): Miami, J. Ajayi 6-48, L. Miller 16-43, J. Landry 1-6, R. Mathews 1-4, R. Tannehill 2-(-2). Philadelphia D. Murray 22-68, R. Mathews 8-18, M. Sanchez 2-4, D. Sproles 3-0, S. Bradford 1-0.

PASSING (C-A-Y-TD-I): Miami, R. Tannehill 21-36-217-2-0. Philadelphia, S. Bradford 19-25-236-1-0, M. Sanchez 14-23-156-0-1.

RECEIVING (Rec-Yds): Miami, J. Landry 7-52-1, L. Miller 6-50-1, R. Mathews 5-93, G. Jennings 1-9, D. Sims 1-8, J. Cameron 1-5. Philadelphia, Z. Ertz 7-68, D. Murray 6-58, D. Sproles 5-34, B. Celek 4-134, N. Agholor 3-32, J. Huff 3-23-1, J. Matthews 3-21, R. Mathews 2-22.

INTERCEPTIONS (Int-Yds): Miami, R. Jones 1-7. Buffalo, none.

SACKS (Sk-Yds): Miami, D. Shelby 1-24, C. McCain 1-7, N. Suh 1-7, R. Jones 1-1. Philadelphia, M. Kendricks 1-8, W. Thurmond 1-1, C. Barwin 0.5-4.5, F. Cox 0.5-4.5, V. Curry 0.5-4.5, B. Graham 0.5-4.5.

TACKLES (S-A-T): Miami, K. Sheppard 8-3-11, R. Jones 7-2-9, N. Suh 7-1-8, K. Misi 6-1-7, N. Hewitt 6-0-6, W. Aikens 5-1-6, J. Jenkins 5-0-5, O. Vernon 4-0-4, D. Shelby 3-1-4, M. Thomas 3-1-4, J. Taylor 3-0-3, Br. McCain 2-0-2, C. Mosley 2-0-2, C. McCain 1-0-1, E. Mitchell 1-0-1, T. Fede 1-0-1, M. Hull 1-0-1, T. Lippett 1-0-1, Bo. McCain 0-1-1. Philadelphia, M. Jenkins 8-2-10, M. Kendricks 6-0-6, W. Thurmond 5-1-6, F. Cox 2-3-5, C. Barwin 2-3-5, B. Logan 4-0-4, K. Alonso 3-1-4, B. Maxwell 3-0-3, D. Ryans 0-3-3, V. Curry 1-1-2, B. Graham 1-1-2, N. Carroll 1-1-2, T. Hart 1-0-1, E. Biggers 1-0-1.

MISSED FIELD GOAL: Miami, none. Philadelphia, 32 Wide Right.



POSTGAME NOTES VS. PHILADELPHIA

- With the 20-19 win, Miami is now 8-6 in the regular season action against the Eagles.
- DE Derrick Shelby and LB Jelani Jenkins (defense); C Mike Pouncey and RB Lamar Miller (offense); and S Michael Thomas and LS John Denney (special teams) served as game captains.
- C Sam Brenner, CB Brent Grimes, WR Matt Hazel, T Ja'Wuan James, T Ulrick John, LB Spencer Paysinger and TE Brandon Williams were inactive for the game.
- LB Mike Hull made his NFL debut against the Eagles.
- LS John Denney extended his team-record consecutive games played streak to 169.
- DT Earl Mitchell extended his consecutive games played streak to 82, the third-most in the NFL among active defensive tackles.
- With his one rushing attempt, WR Jarvis Landry has now recorded 13 carries on the season. His 13 rushing attempts are the second most in a season by a Dolphins wide receiver, behind the 14 rushing attempts by WR Nat Moore in 1977.

MOST RUSHING ATTEMPTS IN A SEASON BY A DOLPHINS WIDE RECEIVER

14	Nat Moore (1977)
13	Jarvis Landry (2015)
12	Chris Chambers (2005)

- With his six rushing yards, WR Jarvis Landry has now recorded 101 rushing yards on the season, which is the second-highest single-season total by a Dolphins wide receiver, behind the 115 rushing yards by WR Paul Warfield in 1971.

MOST RUSHING YARDS IN A SEASON BY A DOLPHINS WIDE RECEIVER

115	Paul Warfield (1971)
101	Jarvis Landry (2015)
95	Chris Chambers (2006)
92	Chris Chambers (2005)
89	Nat Moore (1977)

- RB Lamar Miller's 13-yard touchdown reception in the second quarter was his second of the season, which set his career-high for touchdown receptions in the season.
- With his 13-yard touchdown reception in the second quarter, RB Lamar Miller scored a touchdown in his career-high fifth consecutive game. He is the first Dolphins player to score a touchdown in five-or-more consecutive games since RB Ricky Williams scored a touchdown in six consecutive games (final game of the 2002 season and the first five games of the 2003 season).
- QB Ryan Tannehill posted his second fourth quarter comeback of the 2015 season (also the season opener at Washington) and the ninth of his career.

INJURIES REPORTED IN PRESS BOX

MIAMI DOLPHINS

- RB Damien Williams – ankle (questionable), first quarter. Returned in second quarter.
- LB Jelani Jenkins – ankle (questionable), second quarter. Downgraded to out in third quarter.
- CB Brice McCain – knee (out), third quarter.

PHILADELPHIA EAGLES

- QB Sam Bradford – shoulder (questionable), third quarter. Downgraded to out with a shoulder and concussion in fourth quarter.
- RB Ryan Matthews – concussion (evaluation), third quarter. Downgraded to out in fourth quarter.



GAME 10: DALLAS 24, MIAMI 14

SUNDAY, NOV. 22 • 1 P.M. ET • SUN LIFE STADIUM • MIAMI GARDENS, FLA.



GAME SUMMARY

The Dolphins had to play catch-up again, but they ended up falling short against the Dallas Cowboys in their first game at Sun Life Stadium in four Sundays.

Dez Bryant broke a 14-14 tie with a 16-yard touchdown reception on the first play of the fourth quarter and the Cowboys pulled out a 24-14 victory in quarterback Tony Romo's return to action after he was sidelined seven weeks because of a broken collarbone.

Ryan Tannehill threw two touchdown passes for the Dolphins, whose record dropped to 4-6. The Dolphins' next game is Sunday against the New York Jets at MetLife Stadium.

Tight end Jordan Cameron and wide receiver Kenny Stills had the Dolphins touchdowns.

Cornerback Brent Grimes and rookie linebacker Neville Hewitt, who made his first career start, had interceptions for the Dolphins defense.

Hewitt started in place of injured Jelani Jenkins. Starting linebacker Koa Misi was active despite nursing an abdomen injury, but he did not play and rookie Zach Vigil started in his place.

The game was played in heavy rains in the first quarter before the sun eventually came out late in the second quarter.

The Dolphins, who beat Philadelphia last Sunday after rallying from a 16-3 deficit, trailed 14-0 in the first half before tying the score 14-14 late in the third quarter.

Miami got on the scoreboard on its final drive of the first half after Dallas took a 14-0 lead on Romo's 31-yard touchdown pass to Terrance Williams.

After the Cowboys decided to squib kick with 1:08 left in the second quarter, the Dolphins took over at their own 46 and needed only three plays to get into their end zone.

After a 47-yard completion from Tannehill to Jarvis Landry put the ball at the Dallas 12, the Dolphins quarterback found Cameron in the back of the end zone after being forced to scramble out of the pocket.

The Dolphins tied the game 14-14 in the third quarter when Tannehill hit Stills in the right side of the end zone for a 29-yard touchdown to cap a 58-yard drive that featured a 20-yard completion to rookie running back Jay Ajayi.

But Dallas answered with an eight-play, 80-yard touchdown drive highlighted by Darren McFadden's 35-yard run to the Dolphins 9-yard line.

Bryant scored on a second-and-goal from the 16 when he found a gap between Dolphins defenders.

The Dolphins had to begin their next drive at their own 4-yard line after Bailey's kickoff bounced in and then out of the zone, where Landry had to fall on it because it was a live ball.

Tannehill appeared to run for a first down on third-and-4 from the 10, but tackle Jason Fox was called for holding. After the Dolphins failed to convert the third down, a good return by Lucky Whitehead and a personal foul penalty on punter Matt Darr put Dallas in field goal range, and Bailey converted a 30-yard attempt to make it 24-14.

The Dolphins stopped the first scoring threat of the game when Grimes intercepted Romo near the goal line on a third-and-6 from the Miami 12-yard line after pressure forced a hurried throw.

But three plays later, Dallas linebacker Rolando McClain intercepted a Tannehill pass and returned the pick 12 yards for a touchdown to open the scoring.

SCORING

SCORE BY PERIODS	1	2	3	4	OT	Total
Dallas Cowboys	0	14	0	10	0	24
Miami Dolphins	0	7	7	0	0	14

SCORING DRIVES

Team	Qtr	Time	Play Description (Extra Point) (Drive info)	DAL	MI
Cowboys	2	14:55	R.McClain 12 yd. interception return (D.Bailey kick)	7	0
Cowboys	2	1:08	T.Williams 31 yd. pass from T.Romo (D.Bailey kick) (12-93, 8:30)	14	0
Dolphins	2	0:16	J.Cameron 12 yd. pass from R.Tannehill (A.Franks kick) (3-54, 0:52)	14	7
Dolphins	3	5:20	K.Stills 29 yd. pass from R.Tannehill (A.Franks kick) (5-58, 1:53)	14	14
Cowboys	4	14:55	D.Bryant 16 yd. pass from T.Romo (D.Bailey kick) (8-80, 5:25)	21	14
Cowboys	4	9:09	D.Bailey 30 yd. Field Goal (7-10, 3:46)	24	14

TEAM STATISTICS

	COWBOYS	DOLPHINS
TOTAL FIRST DOWNS	22	9
THIRD DOWN EFFICIENCY	7-14-50%	1-10-10%
FOURTH DOWN EFFICIENCY	1-2-50%	0-1-50%
TOTAL NET YARDS	386	210
NET YARDS RUSHING	166	70
NET YARDS PASSING	220	140
PASS ATTEMPTS-COMPLETIONS-HAD INTERCEPTED	28-18-2	24-13-1
KICKOFFS Number-In End Zone-Touchbacks	5-3-2	3-3-3
PUNTS Number and Average	3-48.7	7-43.6
FGs - PATs Had Blocked	0-0	0-0
TOTAL RETURN YARDAGE (Not Including Kickoffs)	30	29
PENALTIES Number and Yards	10-79	9-74
FUMBLES Number and Lost	0-0	1-0
TOUCHDOWNS	3	2
EXTRA POINTS Made-Attempts	3-3	2-2
FIELD GOALS Made-Attempts	1-1	0-0
RED ZONE EFFICIENCY	1-2-33%	1-1-100%
GOAL TO GO EFFICIENCY	1-2-50%	0-0-0%
SAFETIES	0	0
TIME OF POSSESSION	38:50	21:10

INDIVIDUAL STATISTICS

RUSHING (Att-Yds): Dallas, D. McFadden 29-129, R. Turbin 7-35, T. Romo 2-2. Miami, L. Miller 7-44, J. Ajayi 4-13, R. Tannehill 3-13.

PASSING (C-A-Y-TD-I): Dallas, T. Romo 18-28-227-2-2. Miami, R. Tannehill 13-24-188-2-1.

RECEIVING (Rec-Yds): Dallas, T. Williams 4-79-1, D. Bryant 4-45-1, J. Witten 2-27, G. Escobar 2-20, D. Street 1-19, C. Beasley 1-14, R. Turbin 1-3. Miami, J. Landry 4-66, K. Stills 2-52-1, J. Ajayi 2-23, J. Cameron 2-21-1, L. Miller 2-11, R. Matthews 1-15.

INTERCEPTIONS (Int-Yds): Dallas, R. McClain 1-12-1. Miami, B. Grimes 1-17, N. Hewitt 1-0.

SACKS (Sk-Yds): Dallas, J. Crawford 1-11, D. Lawrence 1-22, G. Hardy 0.5-7.5, D. Irving 0.5-7.5. Miami, D. Shelby 1-7, O. Vernon 1-4.

TACKLES (S-A-T): Dallas, S. Lee 4-1-5, B. Church 3-1-4, J. Crawford 3-0-3, R. McClain, B. Jones 3-0-3, J. Heath 2-0-2, G. Hardy 1-1-2, D. Irving 1-1-2, D. Lawrence 1-0-1, T. Patmon 1-0-1, R. Gregory 1-0-1, N. Hayden 1-0-1, J. Mincey 1-0-1, B. Carr 0-1-1, J. Wilcox. Miami

K. Sheppard 10-4-14, R. Jones 7-1-8, N. Suh J. Taylor 4-2-6, B. Grimes 4-1-5, O. Vernon 3-2-5, N. Hewitt 2-2-4, M. Thomas 3-0-3, D. Shelby 2-1-3-, Z. Vigil 2-1-3, J. Phillips 2-0-2, E. Mitchell 1-0-1, Z. Bowman 1-0-1, W. Aikens 1-0-1, C. Mosley 0-1-1.

MISSED FIELD GOAL: Dallas, none. Miami, none.



POSTGAME NOTES VS. DALLAS

- Tickets distributed were 65,115.
- With today's 24-14 loss, Miami is now 7-6 in regular season action against the Cowboys.
- DT Ndamukong Suh and DE Olivier Vernon (defense); WR Rishard Matthews and TE Jordan Cameron (offense); and S Michael Thomas and LS John Denney (special teams) served as game captains.
- WR Matt Hazel, T Ja'Wuan James, LB Jelani Jenkins, T Ulrick John, CB Tony Lippett, LB Spencer Paysinger and TE Jake Stoneburner were inactive for today's game.
- LS John Denney extended his team-record consecutive games played streak to 170.
- DT Earl Mitchell extended his consecutive games played streak to 83, the third-most in the NFL among active defensive tackles.
- LB Neville Hewitt and LB Zach Vigil both made their first career starts today against the Cowboys. The last time the Dolphins started two rookies at linebacker was Zach Thomas and Anthony Harris on Dec. 22, 1996 at the N.Y. Jets.
- LB Neville Hewitt became the first rookie linebacker to record an interception in a game since Zach Thomas accomplished the feat against Buffalo on Dec. 16, 1996. He also became the first undrafted rookie free agent linebacker to record an interception in a game since Earnie Rhone against the N.Y. Jets on Nov. 9, 1975.
- CB Brent Grimes recorded his third interception of the season in the first quarter of today's game. He became the first Dolphins player to record three-or-more interceptions in three consecutive seasons since CB Patrick Surtain had three-plus interceptions during each of the 2002-04 seasons.
- P Matt Darr had five punts downed inside the 20-yard line today. That is tied for the second-most punts downed inside the 20-yard line in a single-game in Dolphins history behind the six by Brandon Fields against Buffalo on Dec. 22, 2013.

MOST PUNTS DOWNED INSIDE THE 20-YARD LINE IN A GAME

NAME	DATE	OPP.	PUNTS	INSIDE-THE-20
Brandon Fields	12/22/13	at Buffalo	10	6
MATT DARR	11/22/15	DALLAS	7	5
Brandon Fields	11/20/11	Buffalo	7	5
Matt Turk	1/6/02	Buffalo	5	5
Matt Turk	11/16/03	Baltimore	7	5


INJURIES REPORTED IN PRESS BOX

MIAMI DOLPHINS

- None reported

DALLAS COWBOYS

- None reported



GAME 11: NEW YORK 38, MIAMI 20

SUNDAY, NOV. 29 • 1 P.M. ET • METLIFE STADIUM • EAST RUTHERFORD, N.J.



GAME SUMMARY

It was a painful afternoon in more ways than one for the Miami Dolphins when they faced the New York Jets at MetLife Stadium.

On a day when three Dolphins players were knocked out of the game with injuries in the first half, Jets quarterback Ryan Fitzpatrick threw four touchdown passes and New York completed the sweep of the season series with a 38-20 victory.

Two of Fitzpatrick's touchdown passes went to former Dolphins wide receiver Brandon Marshall, who finished with nine catches for a season-high 131 yards. The others went to Eric Decker and rookie Devin Smith.

Running back Chris Ivory scored the last Jets touchdown on a spectacular 31-yard run in the fourth quarter when he broke four tackles at the line of scrimmage before breaking loose.

The Dolphins' touchdowns came on touchdown passes from Ryan Tannehill to Jarvis Landry, Greg Jennings and DeVante Parker.

The Dolphins fought to the end, with Landry recovering an onside kick after Jennings' touchdown with 4:51 left and Parker scoring on a 33-yard play with 5 seconds remaining.

Landry was able to play despite not practicing Wednesday and Friday because of a knee injury and again was one of the Dolphins' most productive players.

He led the Dolphins with 13 catches for a career-high 165 yards and also set a franchise record for wide receivers with his 15th rushing attempt of the season. Landry's receiving total was the highest for a Dolphins player since Sept. 30, 2012 when Brian Hartline had 253 yards on 12 receptions against the Arizona Cardinals.

The Dolphins' injury problems began on their third offensive play when starting wide receiver Rishard Matthews took a big hit from safety Calvin Pryor on a third-down incompleteness and left the game with a rib/chest injury.

Matthews would be joined by starting center Mike Pouncey (ankle) and backup defensive tackle C.J. Mosley (calf) in getting knocked out of the game in the first half.

Rookie fourth-round pick Jamil Douglas replaced Pouncey at center.

To lessen Landry's workload, the Dolphins at times used cornerback Brent Grimes as a punt returner — the first time he's done that in his NFL career.

The Dolphins, who went 0-for-12 in third-down conversions when they faced the Jets in London in Week 4, missed on their first eight third-down situations before Tannehill connected with rookie first-round pick DeVante Parker for a 14-yard gain on third-and-10 late in the third quarter.

The game began promisingly for the Dolphins when they stuffed Ivory for a loss when the Jets decided to go for the first down on fourth-and-1 from their 45-yard line. But they couldn't capitalize on that opportunity as they went three-and-out and saw Matthews get injured.

After their defense then forced a three-and-out, the Dolphins took over at midfield for their second possession and marched to a first-and-10 at the Jets 21-yard line, but the scoring threat ended when cornerback Marcus Williams intercepted Tannehill on a third-and-8 from the Jets 19-yard line.

The Dolphins wouldn't reach the Jets 40-yard line again until late the third quarter. A 40-yard hook-up between Tannehill and Landry gave the Dolphins a first-and-goal at the 5-yard line and Landry scored two plays later.

The Jets, however, quickly answered with a 79-yard touchdown drive highlighted by a 47-yard pass to Marshall and capped by a 3-yard pass to Marshall again.

New York's first touchdown of the second half, and third of the game, was set up by a 58-yard punt return by Jeremy Kerley — the longest against the Dolphins this season.

SCORING

SCORE BY PERIODS	1	2	3	4	OT	Total
Miami Dolphins	0	0	7	13	0	20
New York Jets	7	7	7	17	0	38

SCORING DRIVES

Team	Qtr	Time	Play Description (Extra Point) (Drive info)	MIA	NYJ
Jets	1	1:53	B.Marshall 17 yd. pass from R.Fitzpatrick (R.Bullock kick) (12-72, 5:51)	0	7
Jets	2	0:08	D.Smith 16 yd. pass from R.Fitzpatrick (R.Bullock kick) (11-92, 2:32)	0	14
Jets	3	8:47	E.Decker 2 yd. pass from R.Fitzpatrick (R.Bullock kick) (7-25, 3:53)	0	21
Dolphins	3	2:30	J.Landry 5 yd. pass from R.Tannehill (A.Franks kick) (6-54, 3:39)	7	21
Jets	4	12:05	B.Marshall 3 yd. pass from R.Fitzpatrick (R.Bullock kick) (10-79, 5:25)	7	28
Jets	4	9:29	C.Ivory 31 yd. run (R.Bullock kick) (3-55, 1:39)	7	35
Dolphins	4	4:51	G.Jennings 5 yd. pass from R.Tannehill (A.Franks kick) (14-80, 4:38)	14	35
Jets	4	2:43	R.Bullock 41 yd. Field Goal (7-12, 2:02)	14	38
Dolphins	4	0:05	D.Parker 33 yd. pass from R.Tannehill (kick failed, wl) (10-76, 2:38)	20	38

TEAM STATISTICS

	DOLPHINS	JETS
TOTAL FIRST DOWNS	20	24
THIRD DOWN EFFICIENCY	4-15-27%	10-17-59%
FOURTH DOWN EFFICIENCY	2-2-100%	0-1-0%
TOTAL NET YARDS	333	411
NET YARDS RUSHING	12	137
NET YARDS PASSING	321	274
PASS ATTEMPTS-COMPLETIONS-HAD INTERCEPTED	58-33-1	37-22-0
KICKOFFS Number-In End Zone-Touchbacks	4-1-1	7-6-2
PUNTS Number and Average	8-45.0	5-46.8
FGs - PATs Had Blocked	0-0	0-0
TOTAL RETURN YARDAGE (Not Including Kickoffs)	4-47	6-96
PENALTIES Number and Yards	6-45	6-40
FUMBLES Number and Lost	4-1	1-0
TOUCHDOWNS	3	5
EXTRA POINTS Made-Attempts	2-3	2-2
FIELD GOALS Made-Attempts	0-0	1-1
RED ZONE EFFICIENCY	2-3-67%	4-5-80%
GOAL TO GO EFFICIENCY	2-2-100%	2-2-100%
SAFETIES	0	0
TIME OF POSSESSION	28:44	31:16

INDIVIDUAL STATISTICS

RUSHING (Att-Yds): Miami, J. Ajay 3-6, J. Landry 1-4, L. Miller 5-2. New York, C. Ivory 21-87, B. Powell 6-28, R. Fitzpatrick 5-21, S. Ridley 2-1.

PASSING (C-A-Y-TD-I): Miami, R. Tannehill 33-58-351-3-1. New York, R. Fitzpatrick 22-37-277-4-0.

RECEIVING (Rec-Yds): Miami, J. Landry 13-165-1, D. Parker 4-80-1, J. Ajayi 4-52, L. Miller 3-11, J. Cameron 2-13, K. Stills 2-12, Da. Williams, 2-10, G. Jennings 2-9-1, D. Sims 1-(-1). New York, B. Marshall 9-131-2, E. Decker 5-62-1, D. Smith 2-33, Q. Enunwa 2-29, C. Ivory 2-15, B. Powell 2-7.

INTERCEPTIONS (Int-Yds): Miami, none. New York, M. Williams 1-21.

SACKS (Sk-Yds): Miami, O. Vernon 1-3. New York, L. Mauldin 1-10, S. Richardson 1-10, M. Wilkerson 1-10.

TACKLES (S-A-T): Miami, K. Sheppard 4-5-9, M. Thomas 4-4-8, R. Jones 6-1-7, O. Vernon, 4-1-5, B. Grimes 4-0-4, N. Hewitt 2-2-4, N. Suh, 1-3-4, K. Misi, 3-0-3, J. Taylor 2-1-3, E. Mitchell 2-1-3, J. Phillips 2-0-2, J. Jenkins 1-1-2, S. Gary 1-1-2, D. Shelby 0-2-2. New York, C. Pryor, B. Skrine M. Glichrist 4-3-7, E. Henderson 4-1-5, D. Harrison 1-4-5, M. Wilkerson 3-1-4, D. Davis 3-1-4, D. Harris 2-2-4, L. Williams 0-2-2, S. Richardson 1-0-1, L. Mauldin 1-0-1, C. Pace 1-0-1, R. Miles 0-1-1, D. McDougale 0-1-1.

MISSED FIELD GOAL: Miami, none. Dallas, none.



POSTGAME NOTES AT NEW YORK JETS

•With 38-20 loss, Miami is now 46-53-1 in regular season action against the Jets.

•The Jets became the second team the Dolphins have faced 100 times in the regular season. The Buffalo Bills were the first team to accomplish that distinction earlier this season on Nov. 8 at Ralph Wilson Stadium.

•WR Greg Jennings and C Mike Pouncey (Offense); S Reshad Jones and LB Kelvin Sheppard (Defense); and LS John Denney and S Michael Thomas (Special Teams) served as game captains.

•OT Ja'Wuan James, OT Ulrick John, LB James-Michael Johnson, WR Matt Hazel, LB Chris McCain, TE Jake Stoneburner and TE Brandon Williams were inactive.

•LS John Denney extended his team-record consecutive games played streak to 171.

•DT Earl Mitchell extended his consecutive games played streak to 84, the third-most in the NFL among active defensive tackles.

•S Shamiel Gary made his NFL debut in today's game.

•DE Quinton Coples made his Dolphins debut today against his former team as Miami had claimed Coples off waivers from the Jets on Tuesday.

•With his third reception of the game in the second quarter, WR Jarvis Landry recorded the 150th catch of his career. He accomplished the feat in his 27th career game, which is the fewest amount of games for a Dolphins player record 150 career catches, surpassing the previous mark of 34 games by RB Terry Kirby. Earlier this season, Landry recorded his 100th career reception. It took him 18 games to accomplish that feat, becoming the fastest player in Dolphins history to reach 100 receptions in his career. He surpassed WR Davone Bess and RB Troy Stradford who both accomplished the feat in 26 games.

•CB Brent Grimes had the first punt return of his NFL career in the first quarter.

•With his one rushing attempt, WR Jarvis Landry has recorded 15 carries on the season. His 15 rushing attempts are the most in a season by a Dolphins wide receiver, surpassing the previous high of 14 rushing attempts by WR Nat Moore in 1977.

MOST RUSHING ATTEMPTS IN A SEASON BY A DOLPHINS WIDE RECEIVER

15	Jarvis Landry (2015)
14	Nat Moore (1977)
12	Chris Chambers (2005)

•With his four rushing yards, WR Jarvis Landry has recorded 107 rushing yards on the season, which is the second-highest single-season total by a Dolphins wide receiver, behind the 115 rushing yards by WR Paul Warfield in 1971.

MOST RUSHING YARDS IN A SEASON BY A DOLPHINS WIDE RECEIVER

115	Paul Warfield (1971)
107	Jarvis Landry (2015)
95	Chris Chambers (2006)
92	Chris Chambers (2005)
89	Nat Moore (1977)

•WR Jarvis Landry's career-high 13 catches were the second-highest single-game total by a Dolphins player in franchise history, behind only the 15 catches by WR Chris Chambers on Dec. 4, 2005 against Buffalo. Landry's previous high of 10 receptions was set earlier this season on Nov. 8 at Buffalo.

MOST SINGLE-GAME RECEPTIONS IN DOLPHINS HISTORY

15	Chris Chambers (12/4/05 vs. Buffalo)	238 yards
13	Jarvis Landry (11/29/15 at N.Y. Jets)	165 yards
12	Jim Jensen (11/6/88 at New England)	110 yards
12	Brian Hartline (9/30/12 at Arizona)	253 yards

•WR Jarvis Landry set a career high with 165 receiving yards. His previous high was 110 yards set earlier this season on Sept. 20 at Jacksonville.

•WR Jarvis Landry caught 13 passes today at the Jets. It was his second career game with 10-or-more catches. He joined RB Tony Nathan (three times) and WR Brandon Marshall (three times) as the only Dolphins players in franchise history to have two-or-more games with 10-plus catches.

•QB Ryan Tannehill had 351 passing yards today for his 12th career game with 300-or-more passing yards and fourth-such game of the 2015 season. It was the fourth-most passing yards by Tannehill in a game.

TANNEHILL'S HIGHEST SINGLE-GAME PASSING YARDS

431	at Arizona	9/30/12
396	vs. Minnesota	12/21/14
359	at Jacksonville	9/20/15
351	at N.Y. Jets	11/29/15
346	at New England	12/14/14

•QB Ryan Tannehill's 33 completions at the Jets was the second-highest single-game total of his career high behind his 35 completions on Dec. 14, 2014 vs. Minnesota.

•QB Ryan Tannehill recorded 58 pass attempts at the Jets. It was a career high and the fifth-most in a game in Dolphins history.

MOST SINGLE-GAME PASS ATTEMPTS IN DOLPHINS HISTORY

*64	Dan Marino (12/30/95 at Buffalo),	33 completions
62	Joey Harrington (10/22/06 vs. Green Bay),	33 completions
60	Dan Marino (10/23/88 vs. N.Y. Jets),	35 completions
60	Dan Marino (11/23/97 at New England),	38 completions
58	Ryan Tannehill (11/29/15 at N.Y. Jets),	33 completions
* - playoff game		

INJURIES REPORTED IN PRESS BOX

MIAMI DOLPHINS

•WR Rishard Matthews – chest and ribs (questionable), first quarter. Downgraded to out in third quarter.

•C Mike Pouncey – foot (questionable), first quarter. Downgraded to out in third quarter.

•DT Earl Mitchell – calf (doubtful), second quarter

•DT C.J. Mosley – calf (out), third quarter.

NEW YORK JETS

•CB Marcus Williams – knee (questionable), second quarter

•LB Trevor Reilly – knee (questionable), second quarter



GAME 12: MIAMI 15, BALTIMORE 13

SUNDAY, DEC. 6 • 1 P.M. ET • SUN LIFE STADIUM • MIAMI GARDENS, FLA..



GAME SUMMARY

Two quick touchdowns late in the first half and big plays by the defense were enough for the Dolphins to take care of the Baltimore Ravens at Sun Life Stadium.

Rookie DeVante Parker and Derrick Shelby scored 20 seconds apart in the second quarter to help the Dolphins beat the Ravens, 15-13, snapping a five-game losing streak in the series.

The victory improved the Dolphins' record to 5-7. Baltimore had a chance to take the lead with under 3 minutes left in the fourth quarter, but Justin Tucker was wide right on a 55-yard field goal attempt.

Defensive highlights for the Dolphins included an interception by safety Reshad Jones, a goal-line stand in the second quarter and a 2.5-sack performance by defensive end Olivier Vernon.

The Dolphins offense didn't produce much beyond Parker's touchdown, but it did come up with a clutch 14-yard pass play from Ryan Tannehill to Parker with just over 2 minutes left to all but clinch the victory.

The Dolphins also lived up to their vow of running the ball. They had more rushing attempts in the first quarter than they did the entire game against the New York Jets last Sunday.

Lamar Miller finished with 113 rushing yards, more than twice as many as the highest total in any of the previous five games. He did, however, fumble on the run that put him over the 100-yard mark, setting up Tucker's missed field goal attempt.

Another big difference in the game was the Dolphins holding Baltimore to only two field goals on three red-zone trips.

The Dolphins led 15-0 after their two quick touchdowns as the result of two interceptions.

One play after Jones came up with his fourth pick of the season, Tannehill and Parker connected on the first-round pick's second touchdown in two games.

Parker went up high to beat cornerback Lardarius Webb on a deep post for a 38-yard score.

Four plays later, Shelby batted Matt Schaub's pass at the line of scrimmage into the air, caught the ball and rumbled 22 yards for a touchdown.

Two offside penalties on the extra-point attempt negated a miss by Andrew Franks and a block returned for two points, and moved the ball to the 2-yard line.

The Dolphins then decided to go for the two-point conversion and Jay Ajayi easily converted with a run to the left side.

The Ravens had the first scoring opportunity after they marched to a first-and-10 at the Dolphins 11-yard line, but Miami stopped rookie Javorius Allen for no gain on third-and-1 and then stuffed Schaub on a fourth-down quarterback sneak.

Baltimore had an apparent 52-yard touchdown pass in the first quarter nullified by an offensive pass interference on wide receiver Daniel Brown after cornerback Bobby McCain fell while covering him.

Baltimore got a 38-yard field goal from Tucker in the final seconds of the first half before cutting the lead to 15-10 on a 41-yard touchdown pass from Schaub to Allen in the third quarter.

A 31-yard Tucker field goal made it 15-13 early in the fourth quarter, but the Dolphins were able to hold on from there to beat Baltimore for the first time since 2007.

SCORING

SCORE BY PERIODS	1	2	3	4	OT	Total
Baltimore Ravens	0	3	7	3	0	13
Miami Dolphins	0	15	0	0	0	15

SCORING DRIVES

Team	Qtr	Time	Play Description (Extra Point) (Drive info)	BAL	MIA
Dolphins	2	1:47	D.Parker 38 yd. pass from R.Tannehill (A.Franks kick) (1-38, 0:07)	0	7
Dolphins	2	1:27	D.Shelby 22 yd. interception return (J.Ajayi run)	0	15
Ravens	2	0:29	J.Tucker 38 yd. Field Goal (7-60, 0:58)	3	15
Ravens	3	11:44	J.Allen 41 yd. pass from M.Schaub (J.Tucker kick) (6-78, 3:16)	10	15
Ravens	4	10:17	J.Tucker 31 yd. Field Goal (10-47, 5:28)	13	15

TEAM STATISTICS

	RAVENS	DOLPHINS
TOTAL FIRST DOWNS	22	8
THIRD DOWN EFFICIENCY	5-14-36%	4-13-31%
FOURTH DOWN EFFICIENCY	0-1-0%	0-0-0%
TOTAL NET YARDS	375	219
NET YARDS RUSHING	94	137
NET YARDS PASSING	321	82
PASS ATTEMPTS-COMPLETIONS-HAD INTERCEPTED	46-32-2	19-9-0
KICKOFFS Number-In End Zone-Touchbacks	4-3-2	3-3-2
PUNTS Number and Average	5-53.4	9-45.8
FGs - PATs Had Blocked	0-0	0-0
TOTAL RETURN YARDAGE (Not Including Kickoffs)	47	39
PENALTIES Number and Yards	5-36	5-31
FUMBLES Number and Lost	0-0	1-1
TOUCHDOWNS	1	2
EXTRA POINTS Made-Attempts	1-1	2-2
FIELD GOALS Made-Attempts	2-3	0-0
RED ZONE EFFICIENCY	0-2-0%	0-0-0%
GOAL TO GO EFFICIENCY	0-0-0%	0-0-0%
SAFETIES	0	0
TIME OF POSSESSION	38:09	21:51

INDIVIDUAL STATISTICS

RUSHING (Att-Yds): Baltimore, J. Allen 17-63, T. West 8-31, M. Schaub 1-0. Miami, L. Miller 20-113, J. Ajayi 4-12, R. Tannehill 1-11, Da. Williams 1-1.

PASSING (C-A-Y-TD-I): Baltimore, M. Schaub 32-46-308-1-2. Miami, R. Tannehill 9-19-86-1-0.

RECEIVING (Rec-Yds): Baltimore, J. Allen 12-107-1, K. Aiken 6-48, J. Butler 4-43, C. Givens, 3-68, N. Boyle 3-15, D. Brown 1-17, C. Gillmore 1-7, T. West 1-5, 1-(-2). Miami, D. Parker 3-63-1, J. Landry 2-5, L. Miller 1-5, D. Williams 1-5, Cameron 1-4, D. Slms 1-4.

INTERCEPTIONS (Int-Yds): Baltimore, none. Miami, D. Shelby 1-22-1, R. Jones 1-2.

SACKS (Sk-Yds): Baltimore, D. Smith 1-4. Miami, O. Vernon 2.5-22.5, D. Shelby 0.5-4.5.

TACKLES (S-A-T): Baltimore, D. Smith 9-0-9, K. Lewis 5-0-5, C. Mosley 4-0-4, Z. Orr 3-0-3, E. Dumervil 2-1-3, C. Upshaw 2-1-3, W. Hill 2-1-3, S. Wright 2-0-2, B. Williams 1-1-2, C. Canty 1-1-2, L. Webb 1-0-1, Z. Smith 1-0-1. Miami, R. Jones 7-3-10, K. Sheppard 5-3-8, Bo. McCain 7-0-7, K. Misi 4-3-7, J. Jenkins 3-4-7, O. Vernon 4-2-6, M. Thomas 3-3-6, B. Grimes 3-1-4, J. Phillips 1-3-4, D. Shelby 2-1-3, S. Gary 2-1-3, N. Suh 2-0-2, Br. McCain 2-0-2, N. Hewitt 1-1-2, T. Fede 1-0-1, R. Thomas 0-1-1.

MISSED FIELD GOAL: Baltimore, 55 Wide Right. Miami, none.



POSTGAME NOTES VS. BALTIMORE RAVENS

- With the 15-13 win, Miami is now 6-5 in regular season action against the Ravens.

- The attendance was 64,519.

- TE Dion Sims and T Branden Albert (Offense); CB Brice McCain and LB Koa Misi (Defense); and RB Damien Williams and S Walt Aikens (Special Teams) served as game captains.

- T Ja'Wuan James, T Ulrick John, WR Rishard Matthews, LB Chris McCain, C Jacques McClendon, DT Earl Mitchell and CB Jamar Taylor were inactive.

- LS John Denney extended his team-record consecutive games played streak to 172.

- WR DeVante Parker and DT Jordan Phillips both made their first career NFL starts.

- WR Matt Hazel, DT Robert Thomas II, DE Jordan Williams all made their NFL and Dolphins debuts.

- The Dolphins carried the ball 26 times. Miami has compiled a perfect 10-0 record since the 2014 season when tallying 24-or-more rushing attempts in a game.

- QB Ryan Tannehill surpassed the 3,000-yard passing mark for the season in the first quarter with a 5-yard completion to RB Damien Williams. Tannehill has now had 3,000-or-more yards passing in each of his four NFL seasons and joined Indianapolis' Peyton Manning (13 seasons), Cincinnati's Andy Dalton (four) and Carolina's Cam Newton (four) as the only quarterbacks in NFL history to record 3,000-yard passing seasons in each of their first four seasons.

- With his 22-yard interception for a touchdown, DE Derrick Shelby became the first defensive lineman to record an interception for a touchdown since DE Phillip Merling intercepted New York Jets QB Brett Favre on Dec. 28, 2008.

- RB Jay Ajayi scored on a 2-point conversion in the second quarter. He became the first rookie in team history to score on a 2-point conversion.

- WR Jarvis Landry recorded two catches against the Ravens. He has recorded 162 receptions over the course of his first two NFL seasons. His 162 total receptions are tied for the third-most in NFL history by a player in his first two NFL seasons.

MOST RECEPTIONS FIRST TWO NFL SEASONS

PLAYER	TEAM	FIRST YEAR	SECOND YEAR	TOTALS
1. Odell Beckham	NYG	91 (2014)	78 (2015)	169
2. Marques Colston	N.O.	70 (2006)	98 (2007)	168
3. Jarvis Landry	MIA	84 (2014)	78 (2015)	162
A.J. Green	Cin.	65 (2011)	97 (2012)	162
5. Reggie Bush	N.O.	88 (2006)	73 (2007)	161
Larry Fitzgerald	Ariz.	58 (2004)	103 (2005)	161

- With his second quarter interception, S Reshad Jones became the only NFL player in 2015 to record at least 4 interceptions and 2.0 sacks.

- DE Olivier Vernon recorded 2.5 sacks. It was the second-highest single-game total of his career behind a three-sack game against the N.Y. Jets on Dec. 1, 2013.

- RB Lamar Miller rushed for 113 yards. It was his sixth career 100-yard game and his third of the 2015 season.

- P Matt Darr had a career-high nine punts against the Ravens. It was the most by a Dolphins punter in a game since Dec. 22, 2013 when Brandon Fields had 10 punts against Buffalo.

- The following participants placed first in today's USA Football Punt, Pass & Kick competition. Their scores will be compared to others throughout the nation to see where they rank. Once all competitions are complete, the top four scores in each age group will have the opportunity to compete for the national championship.

- Girls 6/7: Christina Paschal – Pompano Beach, Fla.

- Boys 6/7: Cole Sinclair – Coral Gables, Fla.

- Girls 8/9: Dakota Moberg – Port St. Lucie, Fla.

- Boys 8/9: Michael Arnold – Miami, Fla.

- Girls 10/11: Ryne Tantillo – Palm City, Fla.

- Boys 10/11: Paul Boisvert – Pam City, Fla.

- Girls 12/13: Emilee Moberg – Port St. Lucie, Fla.

- Boys 12/13: Joshua Lopes – Doral, Fla.

- Boys 14/15: Coby Mayo – Coral Springs, Fla.

INJURIES REPORTED IN PRESS BOX

MIAMI DOLPHINS

- WR Kenny Stills – ankle (questionable), second quarter. Returned in third quarter.

- DT Robert Thomas II – elbow (out), fourth quarter

BALTIMORE RAVENS

- CB Crockett Gillmore – back (out), second quarter



GAME 13: NEW YORK 31, MIAMI 24

MONDAY, DEC. 14 • 8:30 P.M. ET • SUN LIFE STADIUM • MIAMI GARDENS, FLA..



GAME SUMMARY

In the first Monday night game at Sun Life Stadium in more than four years, a night when the Dolphins honored the best players in their history, close friends Jarvis Landry and Odell Beckham Jr. helped deliver an entertaining contest.

In the end, it was Beckham and the Giants who had the last word as they pulled out a 31-24 victory.

Beckham played a key role in the victory with seven catches for 166 yards and two touchdowns, including a game-winning 84-yarder midway through the fourth quarter. He also scooped up a low pass for a game-clinching first down on the first play after the two-minute warning.

Landry had a big performance as well, catching 11 passes to move to within one of the Dolphins single-season record of 90 set by O.J. McDuffie in 1998. Landry also had a 36-yard kickoff return and a 20-yard punt return.

The loss dropped the Dolphins to 5-8 on the season with their next game at San Diego on Sunday.

Lamar Miller had two rushing touchdowns for the Dolphins, including a spectacular 38-yarder in the second quarter. Kenny Stills caught a 47-yard touchdown pass from Ryan Tannehill to give the Dolphins a 24-17 lead in the third quarter.

Eli Manning passed for 337 yards and four touchdowns for the Giants. Besides Beckham, he threw TD passes to tight end Will Tye and Rueben Randle.

The game was preceded by a laser tribute to the 50 years of Dolphins football, with play-by-play calls of famous moments.

At halftime, members of the 50th anniversary all-time were introduced at midfield.

The score was 17-17 at that time after an entertaining first half that featured three lead changes.

The Dolphins took a 24-17 lead on their first possession of the third quarter on a 47-yard pass from Tannehill to Stills, who became the fourth different Miami player with a touchdown catch of at least 40 yards this season.

The Giants tied it on Beckham's 6-yard touchdown, which came after New York challenged the ruling of an incomplete pass. The replay showed Beckham was able to keep both feet just in before falling out of bounds while catching Manning's pass.

The Dolphins offense got the ball twice after Beckham's game-winning touchdown but both drives stalled after reaching Giants territory.

The Giants opened the scoring in the first quarter after Jason Pierre-Paul recovered a Dion Sims fumble, setting up Josh Brown's 35-yard field goal.

The Dolphins responded with an 11-play, 74-yard drive that ended with Miller's first touchdown. The key play in the drive was a 2-yard run by Miller on fourth-and-1 from the Giants 28-yard line.

The Giants regained the lead after a 20-yard punt return by Dwayne Harris set them up at their 30. Randle's touchdown capped a 70-yard drive that featured a 21-yard run by Rashad Jennings and a 22-yard completion to Randle on consecutive plays.

The Dolphins again answered New York's score with a touchdown drive, this one covering 67 yards.

Two plays after a 17-yard completion to Landry, Miller scored on a spectacular run where he cut to the right, cut back to the left and headed upfield before outracing the Giants defense to the end zone.

A fumble recovery by Reshad Jones set up Andrew Franks' first field goal in four games, giving the Dolphins a 17-10 lead before the Giants scored right before halftime.

The Giants drove 80 yards on just four plays, thanks mostly to a 45-yard completion from Manning to Beckham with a dubious roughing-the-passer penalty on Olivier Vernon tacked on for good measure.

There were more big plays after the halftime show, and the Giants were able to come up with more of them.

SCORING

SCORE BY PERIODS	1	2	3	4	OT	Total
New York Giants	3	14	7	7	0	31
Miami Dolphins	7	10	7	0	0	24

SCORING DRIVES

Team	Qtr	Time	Play Description (Extra Point) (Drive info)	NYG	MIA
Giants	1	11:09	J.Brown 35 yd. Field Goal (6-19, 2:36)	3	0
Dolphins	1	5:41	L.Miller 14 yd. run (A.Franks kick) (11-74, 5:28)	3	7
Giants	2	13:00	R.Randle 6 yd. pass from E.Manning (J.Brown kick) (9-70, 3:27)	10	7
Dolphins	2	10:10	L.Miller 38 yd. run (A.Franks kick) (7-67, 2:50)	10	14
Dolphins	2	1:52	A.Franks 36 yd. Field Goal (4-7, 1:05)	10	17
Giants	2	0:44	W.Tye 5 yd. pass from E.Manning (J.Brown kick) (4-80, 1:08)	17	17
Dolphins	3	9:37	K.Stills 47 yd. pass from R.Tannehill (A.Franks kick) (6-61, 3:15)	17	24
Giants	3	5:01	O.Beckham Jr. 6 yd. pass from E.Manning (J.Brown kick) (9-80, 4:36)	24	24
Giants	4	11:13	O.Beckham Jr. 84 yd. pass from E.Manning (J.Brown kick) (2-96, 0:45)	31	24

TEAM STATISTICS

	GIANTS	DOLPHINS
TOTAL FIRST DOWNS	25	16
THIRD DOWN EFFICIENCY	5-11-45%	7-16-44%
FOURTH DOWN EFFICIENCY	0-0-0%	1-2-50%
TOTAL NET YARDS	429	363
NET YARDS RUSHING	92	128
NET YARDS PASSING	337	236
PASS ATTEMPTS-COMPLETIONS-HAD INTERCEPTED	31-27-0	41-25-0
KICKOFFS Number-In End Zone-Touchbacks	6-4-2	5-5-4
PUNTS Number and Average	4-45.0	6-46.7
FGs - PATs Had Blocked	0-0	0-0
TOTAL RETURN YARDAGE (Not Including Kickoffs)	35	30
PENALTIES Number and Yards	3-25	12-123
FUMBLES Number and Lost	1-1	2-1
TOUCHDOWNS	4	3
EXTRA POINTS Made-Attempts	4-4	3-3
FIELD GOALS Made-Attempts	1-2	1-1
RED ZONE EFFICIENCY	3-4-75%	1-2-50%
GOAL TO GO EFFICIENCY	3-3-100%	0-0-0%
SAFETIES	0	0
TIME OF POSSESSION	30:31	29:29

INDIVIDUAL STATISTICS

RUSHING (Att-Yds): NEW YORK, R. Jennings 22-81, O. Darwa 3-10, A. Williams 3-3, S. Vereen 1-0, E. Manning 3-(-2). MIAMI, L. Miller 12-89, R. Tannehill 4-24, J. Ajayi 5-15, J. Landry 1-0.

PASSING (C-A-Y-TD-I): New York, E. Manning 27-31-337-4-0. Miami, R. Tannehill 25-41-236-1-0.

RECEIVING (Rec-Yds): New York, O. Beckham Jr. 7-166-2, R. Randle 5-58-1, D. Harris 5-41, W. Tye 5-30-1, R. Jennings 2-21, S. Vereen 1-10, O. Darkwa 1-6, H. Nicks 1-5. Miami, J. Landry 11-99, J. Cameron 3-35, D. Sims 3-14, K. Stills 2-49-1, D. Parker 2-16, G. Jennings 2-12, Da. Williams 2-11.

INTERCEPTIONS (Int-Yds): New York, none. Miami, none.

SACKS (Sk-Yds): New York, R. Ayers Jr. 1-1. Miami, none.

TACKLES (S-A-T): New York, L. Collins 5-2-7, J. Brinkley 4-2-6, P. Amukamara 5-0-5, T. Wade 4-0-4, D. Rodgers-Cromartie 3-0-3, J. Thomas 2-1-3, M. Kuhn 2-1-3, U. Unga 2-1-3, J. Pierre-Paul 1-2-3, C. Dahl 1-2-3, C. Taylor 1-2-3, J. Casillas 1-1-2, R. Ayers Jr. 1-0-1, G. Selve 1-0-1, K. Wynn 1-0-1, M. Herzlich 1-0-1, J. Bromley 1-0-1, C. Jenkins 0-1-1, T. McBride 0-1-1. Miami, R. Jones 9-2-11, J. Jenkins 6-2-8, Br. McCain 6-0-6, M. Thomas 5-0-5, K. Misi 3-2-5, N. Suh 3-1-4, B. Grimes 3-0-3, O. Vernon 2-0-2, Bo. McCain 2-0-2, J. Phillips 2-0-2, D. Shelby 1-1-2, S. Gary 1-0-1, J. Taylor 0-1-1.

MISSED FIELD GOAL: New York, 48 Wide Right. Miami, none.



POSTGAME NOTES VS. NEW YORK GIANTS

- With the 31-24 loss, Miami is now 2-6 against the Giants.
- With the 31-24 loss, Miami is now 41-41 on Monday Night Football, including a 33-22 record at home.
- The Dolphins made their NFL-high 82nd appearance on Monday Night Football. The Dallas Cowboys are second with 76 appearances.
- The attendance was 65,408.
- RB Lamar Miller and C Mike Pouncey (Offense); CB Brent Grimes and DT Ndamukong Suh (Defense); and RB Walt Aikens and S Spencer Paysinger (Special Teams) served as game captains.
- DE Terrence Fede, T Ja'Wuan James, T Ulrick John, WR Rishard Matthews, WR Jacques McClendon and DE Jordan Williams were inactive.
- LS John Denney extended his team-record consecutive games played streak to 173.
- DT Deandre Coleman made his Dolphins and NFL debut against the Giants.
- Miami's 101 rushing yards in the first half marks the third time in 2015 that Miami has gained 100-plus rushing yards in a first half (132 at Tennessee 10/18 and 182 vs. Houston 10/25).
- With his first quarter seven-yard run, QB Ryan Tannehill moved into second place on the team's all-time rushing yards list for quarterbacks, surpassing Jay Fielder (834 yards). He finished the game with four carries for 24 yards and has totaled 852 career rushing yards and now trails only Bob Griese (994 yards) for the most career rushing yards by a Dolphins quarterback.
- RB Lamar Miller rushed for two touchdowns in a game for the third time in his career. He also scored two rushing touchdowns against the N.Y. Jets (9/28/14) in London and at Buffalo (11/8/15).
- With his second reception, WR Jarvis Landry recorded his 80th catch of the season and combined with his 84 catches as a rookie in 2014 he joined WR Brandon Marshall (2010 and 2011) as the only players in Dolphins history to record two seasons with 80-plus receptions.
- WR Jarvis Landry recorded his third game with 10-plus catches of the 2015 season. It is the second-most games with 10-or-more catches in a season by a Dolphins player, behind the four 10-plus catch games by WR Brandon Marshall in the 2010 season.
- WR Jarvis Landry had seven receptions in the first half, which is his career-high for catches in the first half of a game. His previous high was six catches at Detroit (11/9/14) and at the N.Y. Jets (12/1/14).
- With his 11 receptions, WR Jarvis Landry has 89 catches on the 2015 season and which is the second-most in a season in Dolphins history, trailing only the 90 by WR O.J. McDuffie in 1988.

MOST SINGLE-SEASON RECEPTIONS IN DOLPHINS HISTORY

	PLAYER	YEAR	CATCHES
1.	O.J. McDuffie	1998	90
2.	Jarvis Landry	2015	89
3.	Mark Clayton	1988	86
	Brandon Marshall	2010	86
5.	Jarvis Landry	2014	84
6.	Chris Chambers	2005	82
7.	Brandon Marshall	2011	81

- With his one rushing attempt today, WR Jarvis Landry has recorded 16 carries on the season. His 16 rushing attempts are the most in a season by a Dolphins wide receiver, surpassing the previous high of 14 rushing attempts by WR Nat Moore in 1977.

MOST RUSHING ATTEMPTS IN A SEASON BY A DOLPHINS WIDE RECEIVER

16	Jarvis Landry (2015)
14	Nat Moore (1977)
12	Chris Chambers (2005)

- WR Jarvis Landry recorded 11 catches against the Giants. He has recorded 173 receptions over the course of his first two NFL seasons. His 173 total receptions are tied for the second-most in NFL history by a player in his first two NFL seasons.

MOST RECEPTIONS IN NFL HISTORY IN FIRST TWO SEASONS

PLAYER	TEAM	1ST YEAR	2ND YEAR	2-YEAR TOTALS
1. Odell Beckham	NYG	91 (2014)	85 (2015)	176
2. Jarvis Landry	MIA	84 (2014)	89 (2015)	173
3. Marques Colston	N.O.	70 (2006)	98 (2007)	168
4. A.J. Green	Cin.	65 (2011)	97 (2012)	162
5. Reggie Bush	N.O.	88 (2006)	73 (2007)	161
Larry Fitzgerald	Ariz.	58 (2004)	103 (2005)	161


INJURIES REPORTED IN PRESS BOX

MIAMI DOLPHINS

- RB Damien Williams – back (questionable), second quarter
- CB Bobby McCain – concussion protocol, third quarter
- LB Jelani Jenkins – ankle (questionable), fourth quarter

NEW YORK GIANTS

- T Justin Pugh – burner (will return), second quarter
- G John Jerry – burner (will return), second quarter
- LB J.T. Thomas III – ankle (will return), third quarter
- DT Markus Kuhn – knee (out), third quarter
- DE George Selvie – concussion (out), fourth quarter
- T Ereck Flowers – ankle (out), fourth quarter



GAME 14: SAN DIEGO 30, MIAMI 14

SUNDAY, DEC. 20 • 4:25 P.M. ET • QUALCOMM STADIUM • SAN DIEGO, CA..



GAME SUMMARY

Jarvis Landry set a new Dolphins record and rookie Jay Ajayi scored his first NFL touchdown, but it overall was a disappointing 2015 road finale for the Dolphins.

The Dolphins dropped a 30-14 decision at Qualcomm Stadium in a game where their two Pro Bowl offensive linemen, Branden Albert and Mike Pouncey, were lost to injuries.

Landry caught eight passes to break O.J. McDuffie's franchise single-season record of 90. Landry has 97 receptions on the season.

Landry broke the franchise record with a 3-yard reception on the Dolphins' third possession of the game.

Ajayi, meanwhile, scored his first NFL touchdown on an impressive 12-yard run in the third quarter, but the Dolphins trailed 23-0 by that time. The other Dolphins touchdown was scored with 1:35 left in the fourth quarter by Ryan Tannehill on a quarterback keeper.

Safety Reshad Jones and cornerback Brent Grimes each came up with an interception, although Jones fumbled at the end of his long return and the Chargers recovered, giving them a first down.

Running back Danny Woodhead scored all four San Diego touchdowns, three of them in the first half. He tied the record for most touchdowns in a game by a Dolphins opponent shared by running back Earl Campbell in 1978, tight end Jimmie Giles in 1985 and wide receiver Irving Fryar in 1996.

Woodhead caught three touchdown passes from quarterback Philip Rivers and had a 2-yard run, San Diego's first rushing touchdown since the season opener.

San Diego also got a 28-yard field goal by rookie Josh Lambo that made the score 9-0 after he had missed the extra-point attempt following Woodhead's first touchdown.

In falling behind 23-0 at the half, the Dolphins accomplished little offensively. They managed only two first downs on their first five possessions before completions of 23 yards to Kenny Stills and 15 yards to Ajayi moved them into San Diego territory for the first time.

But Tannehill was sacked on the next play, leaving time only for a Hail Mary attempt.

The Dolphins got their only touchdown after Lambo was wide right on a 48-yard field goal attempt. On third-and-8 following the miss, Tannehill hooked up with rookie first-round pick DeVante Parker for a 35-yard completion to give Miami a first down at the Chargers 20.

Three plays later, Ajayi broke a couple of tackle attempts on a run up the middle for his first career score.

Parker later came up with a nice leaping fourth-down catch, managing to hold on to the ball while absorbing a hit. The Dolphins converted two other fourth-down situations on that drive that ended with Tannehill's touchdown, with Landry and Parker on the receiving end of Tannehill passes.

Unfortunately, there weren't enough of those kind of plays for the Dolphins on this day.

SCORING

SCORE BY PERIODS	1	2	3	4	OT	Total
Miami Dolphins	0	0	7	7	0	14
San Diego Chargers	6	17	0	7	0	30

SCORING DRIVES

Team	Qtr	Time	Play Description (Extra Point) (Drive info)	MIA	SD
Chargers	1	4:16	D.Woodhead 20 yd. pass from P.Rivers (kick failed, hru) (12-86, 6:14)	0	6
Chargers	2	9:05	J.Lambo 28 yd. Field Goal (8-52, 4:12)	0	9
Chargers	2	4:18	D.Woodhead 2 yd. run (J.Lambo kick) (6-63, 3:09)	0	16
Chargers	2	0:39	D.Woodhead 9 yd. pass from P.Rivers (J.Lambo kick) (9-75, 2:28)	0	23
Dolphins	3	1:30	J.Ajayi 12 yd. run (A.Franks kick) (6-62, 2:09)	7	23
Chargers	4	4:14	D.Woodhead 9 yd. pass from P.Rivers (J.Lambo kick) (4-58, 2:51)	7	30
Dolphins	4	1:35	R.Tannehill 1 yd. run (A.Franks kick) (14-82, 2:39)	14	30

TEAM STATISTICS

	DOLPHINS	CHARGERS
TOTAL FIRST DOWNS	13	26
THIRD DOWN EFFICIENCY	2-14-14%	9-14-64%
FOURTH DOWN EFFICIENCY	3-3-100%	0-0-0%
TOTAL NET YARDS	231	442
NET YARDS RUSHING	44	140
NET YARDS PASSING	187	302
PASS ATTEMPTS-COMPLETIONS-HAD INTERCEPTED	34-20-0	36-26-2
KICKOFFS Number-In End Zone-Touchbacks	3-2-2	6-6-2
PUNTS Number and Average	8-45.8	3-36.7
FGs - PATs Had Blocked	0-0	0-0
TOTAL RETURN YARDAGE (Not Including Kickoffs)	59	44
PENALTIES Number and Yards	9-72	7-48
FUMBLES Number and Lost	2-1	0-0
TOUCHDOWNS	2	4
EXTRA POINTS Made-Attempts	4-4	3-4
FIELD GOALS Made-Attempts	1-2	1-1
RED ZONE EFFICIENCY	2-2-100%	4-5-80%
GOAL TO GO EFFICIENCY	1-1-100%	3-3-100%
SAFETIES	0	0
TIME OF POSSESSION	21:07	38:53

INDIVIDUAL STATISTICS

RUSHING (Att-Yds): Miami, J. Ajayi 6-27-1, L. Miller 9-12, R. Tannehill 3-4-1, D. Williams 1-1. San Diego, D. Brown 12-90, M. Gordon 15-41, D. Woodhead 8-10-1, K. Clemons 1-(-1).

PASSING (C-A-Y-TD-I): Miami, R. Tannehill 20-34-216-0-0. San Diego, P. Rivers 26-36-311-3-2.

RECEIVING (Rec-Yds): Miami, J. Landry 8-54, D. Parker 4-87, L. Miller 2-12, D. Williams 2-11, K. Stills 1-23, J. Ajayi 1-15, D. Sims 1-9, J. Cameron 1-5. San Diego, A. Gates 6-88, D. Woodhead 6-50-3, J. Herndon 5-35, D. Inman 3-78, D. Brown 2-14, L. Green 2-13, M. Floyd 1-27, M. Gordon 1-6.

INTERCEPTIONS (Int-Yds): Miami, R. Jones 1-42, B. Grimes 1-1. San Diego, none.

SACKS (Sk-Yds): Miami, O. Vernon 0.5-4.5, N. Suh 0.5-4.5. San Diego, M. Ingram 2-18, J. Attaochu 1-11.

TACKLES (S-A-T): Miami, K. Sheppard 11-1-12, M. Thomas 10-1-11, O. Vernon 6-5-11, R. Jones 7-0-7, N. Suh 4-0-4, K. Misi 3-1-4, D. Shelby 2-2-4, Bo. McCain 3-0-3, D. Coleman 3-0-3, B. Grimes 2-1-3, N. Hewitt 2-1-3, T. Lippett 1-1-2, S. Paysinger 1-1-2, J. Phillips 1-0-1, D. Moore 1-0-1, Z. Vigil 1-0-1. San Diego, J. Attaochu 5-2-7, M. Te'o 6-0-6, D. Perryman 5-1-6, M. Ingram 4-2-6, P. Robinson 5-0-5, J. Verrett 4-0-4, J. Addae 3-0-3, C. Mager 2-0-2, E. Weddle 1-1-2, R. Mathews 1-1-2, D. Philon 1-1-2, C. Law 1-0-1, K. Reyes 1-0-1, D. Stuckey 1-0-1, A. Phillips 0-1-1.

MISSED FIELD GOAL: Miami, none. San Diego, 48 Wide Right.



POSTGAME NOTES VS. SAN DIEGO

•With the 30-14 loss, Miami is now 16-15 all-time against the Chargers, including a 14-13 mark in the regular season.

•QB Matt Moore and WR Kenny Stills (Offense); S Reshad Jones and LB Koa Misi (Defense); and LB Spencer Paysinger and RB Damien Williams (Special Teams) served as game captains.

•T Ja'Wuan James, LB Jelani Jenkins, WR Rishard Matthews, DT Earl Mitchell, QB Logan Thomas and DE Jordan Williams were inactive.

•LS John Denney extended his team-record consecutive games played streak to 174.

•RB Jay Ajayi scored on a 12-yard run in the third quarter for his first career touchdown.

•S Reshad Jones had the first kickoff returns of his NFL career.

•S Reshad Jones recorded his career-high fifth interception of the season, surpassing his previous career high of four in 2012. It is the most interceptions in a season by a Dolphins safety since Brock Marion also had five interceptions in 2002.

•QB Ryan Tannehill scored the fifth rushing touchdown of his career. It moved him into fifth place in team history for career rushing touchdowns by a quarterback.

MOST CAREER RUSHING TOUCHDOWNS BY A DOLPHINS QUARTERBACK

PLAYER	CAREER	RUSH TDs
1. Jay Fiedler	2000-04	11
2. Dan Marino	1983-99	9
David Woodley	1980-83	9
4. Bob Griese	1967-80	7
5. Ryan Tannehill	2012-15	5

•CB Brent Grimes recorded his fourth interception of the season in the fourth quarter. It marked his third consecutive season with four-or-more interceptions (four in 2013, five in 2014 and four in 2015). He became the first Dolphins cornerback to have three consecutive seasons with four-plus interceptions since Patrick Surtain had three straight seasons with four-or-more interceptions from 2002-04.

•P Matt Darr's second punt of the game gave him 78 for the season (he finished the game with 84 punts on the season) as he broke the Dolphins record for punts in a season by a rookie, previously held by P Brandon Fields who had 77 punts in 2007.

•With his eight receptions, WR Jarvis Landry has 97 catches on the 2015 season and which is the most in a season in Dolphins history, surpassing the 90 by WR O.J. McDuffie in 1988.

MOST SINGLE-SEASON RECEPTIONS IN DOLPHINS HISTORY

PLAYER	YEAR	CATCHES
1. Jarvis Landry	2015	97
2. O.J. McDuffie	1998	90
3. Mark Clayton	1988	86
Brandon Marshall	2010	86
5. Jarvis Landry	2014	84
6. Chris Chambers	2005	82
7. Brandon Marshall	2011	81

•WR Jarvis Landry recorded eight catches against the Chargers. He has recorded 181 receptions over the course of his first two NFL seasons. His 181 total receptions are the second-most in NFL history by a player in his first two NFL seasons.

MOST RECEPTIONS IN NFL HISTORY IN FIRST TWO SEASONS

PLAYER	TEAM	1ST YEAR	2ND YEAR	2-YEAR TOTALS
1. Odell Beckham	NYG	91 (2014)	91 (2015)	182
2. Jarvis Landry	MIA	84 (2014)	97 (2015)	181
3. Marques Colston	N.O.	70 (2006)	98 (2007)	168
A.J. Green	Cin.	65 (2011)	97 (2012)	162
5. Reggie Bush	N.O.	88 (2006)	73 (2007)	161
Larry Fitzgerald	Ariz.	58 (2004)	103 (2005)	161

INJURIES REPORTED IN PRESS BOX

MIAMI DOLPHINS

- T Branden Albert – knee (questionable), second quarter; downgraded to out in third quarter
- LB Chris McCain – knee (doubtful), third quarter
- RB Koa Misi – back (doubtful), third quarter
- C Mike Pouncey – foot (questionable), third quarter; downgraded to out in fourth quarter

SAN DIEGO CHARGERS

- LB Kyle Emanuel – concussion protocol (out), second quarter
- RB Melvin Gordon – knee (questionable), second quarter





LAST WEEK VS. INDIANAPOLIS

GAME 16: INDIANAPOLIS 18, MIAMI 12

SUNDAY, DEC. 27 • 1 P.M. ET • SUN LIFE STADIUM • MIAMI GARDENS, FLA..



GAME SUMMARY

Jarvis Landry set a new Dolphins record and rookie Jay Ajayi scored his first NFL touchdown, but it overall was a disappointing 2015 road finale for the Dolphins.

The Dolphins dropped a 30-14 decision at Qualcomm Stadium in a game where their two Pro Bowl offensive linemen, Branden Albert and Mike Pouncey, were lost to injuries.

Landry caught eight passes to break O.J. McDuffie's franchise single-season record of 90. Landry has 97 receptions on the season.

Landry broke the franchise record with a 3-yard reception on the Dolphins' third possession of the game.

Ajayi, meanwhile, scored his first NFL touchdown on an impressive 12-yard run in the third quarter, but the Dolphins trailed 23-0 by that time. The other Dolphins touchdown was scored with 1:35 left in the fourth quarter by Ryan Tannehill on a quarterback keeper.

Safety Reshad Jones and cornerback Brent Grimes each came up with an interception, although Jones fumbled at the end of his long return and the Chargers recovered, giving them a first down.

Running back Danny Woodhead scored all four San Diego touchdowns, three of them in the first half. He tied the record for most touchdowns in a game by a Dolphins opponent shared by running back Earl Campbell in 1978, tight end Jimmie Giles in 1985 and wide receiver Irving Fryar in 1996.

Woodhead caught three touchdown passes from quarterback Philip Rivers and had a 2-yard run, San Diego's first rushing touchdown since the season opener.

San Diego also got a 28-yard field goal by rookie Josh Lambo that made the score 9-0 after he had missed the extra-point attempt following Woodhead's first touchdown.

In falling behind 23-0 at the half, the Dolphins accomplished little offensively. They managed only two first downs on their first five possessions before completions of 23 yards to Kenny Stills and 15 yards to Ajayi moved them into San Diego territory for the first time.

But Tannehill was sacked on the next play, leaving time only for a Hail Mary attempt.

The Dolphins got their only touchdown after Lambo was wide right on a 48-yard field goal attempt. On third-and-8 following the miss, Tannehill hooked up with rookie first-round pick DeVante Parker for a 35-yard completion to give Miami a first down at the Chargers 20.

Three plays later, Ajayi broke a couple of tackle attempts on a run up the middle for his first career score.

Parker later came up with a nice leaping fourth-down catch, managing to hold on to the ball while absorbing a hit. The Dolphins converted two other fourth-down situations on that drive that ended with Tannehill's touchdown, with Landry and Parker on the receiving end of Tannehill passes.

Unfortunately, there weren't enough of those kind of plays for the Dolphins on this day.

SCORING

SCORE BY PERIODS	1	2	3	4	OT	Total
Indianapolis Colts	8	7	0	3	0	18
Miami Dolphins	0	6	3	3	0	12

SCORING DRIVES

Team	Qtr	Time	Play Description (Extra Point) (Drive info)	IND	MIA
Colts	1	9:16	R.Tannehill sacked in end zone by T.McGill for a Safety	2	0
Colts	1	6:01	F.Gore 37 yd. run (kick failed, wr) (6-75, 3:15)	8	0
Dolphins	2	8:07	L.Miller 1 yd. run (pass failed) (11-69, 6:53)	8	6
Colts	2	4:42	F.Gore 11 yd. run (A.Vinatieri kick) (8-80, 3:25)	15	6
Dolphins	3	3:50	A.Franks 33 yd. Field Goal (13-64, 6:34)	15	9
Colts	4	8:30	A.Vinatieri 38 yd. Field Goal (10-39, 5:31)	18	9
Dolphins	4	5:17	A.Franks 20 yd. Field Goal (9-78, 3:13)	18	12

TEAM STATISTICS

	COLTS	DOLPHINS
TOTAL FIRST DOWNS	20	22
THIRD DOWN EFFICIENCY	6-12-50%	6-15-40%
FOURTH DOWN EFFICIENCY	0-0-0%	0-1-0%
TOTAL NET YARDS	268	361
NET YARDS RUSHING	100	82
NET YARDS PASSING	168	279
PASS ATTEMPTS-COMPLETIONS-HAD INTERCEPTED	29-17-0	38-26-1
KICKOFFS Number-In End Zone-Touchbacks	4-4-4	5-4-2
PUNTS Number and Average	5-51.0	3-52.3
FGs - PATs Had Blocked	0-0	0-0
TOTAL RETURN YARDAGE (Not Including Kickoffs)	35	15
PENALTIES Number and Yards	6-60	9-50
FUMBLES Number and Lost	0-0	0-0
TOUCHDOWNS	2	1
EXTRA POINTS Made-Attempts	1-2	0-1
FIELD GOALS Made-Attempts	1-1	2-2
RED ZONE EFFICIENCY	1-1-100%	1-5-20%
GOAL TO GO EFFICIENCY	0-0-0%	1-4-25%
SAFETIES	1	0
TIME OF POSSESSION	27:11	32:49

INDIVIDUAL STATISTICS

RUSHING (Att-Yds): Indianapolis, F. Gore 15-85-2, D. Herron 6-14, P. Dorsett 1-2, C. Whitehurst 1-(-1). Miami, L. Miller 15-31-1, R. Tannehill 1-28, J. Ajayi 9-23.

PASSING (C-A-Y-TD-Int): Indianapolis, M. Hasselbeck 8-15-99-0-0, C. Whitehurst 9-14-78-0-0. Miami, R. Tannehill 26-38-329-0-1.

RECEIVING (Rec-Yds): Indianapolis, T. Hilton 4-64, A. Johnson 3-39, P. Dorsett 2-29, D. Moncrief 2-15, C. Fleener 2-13, F. Gore 2-10, J. Doyle 2-7. Miami, J. Landry 7-111, L. Miller 5-36, D. Parker 4-93, J. Cameron 3-34, Da. Williams 3-33, K. Stills 3-14, D. Sims 1-8.

INTERCEPTIONS (Int-Yds): Indianapolis, V. Davis 1-0. Miami, none.

SACKS (Sk-Yds): Indianapolis, R. Mathis 2-17, T. McGill 2-17, K. Langford 2-16. Miami, D. Moore 1-8, N. Suh 1-1.

TACKLES (S-A-T): Indianapolis, J. Freeman 7-3-10, D. Jackson 6-1-7, M. Adams 5-0-5, K. Langford 4-1-5, V. Davis 4-1-5, Z. Kerr 4-1-5, D. Parry 2-3-5, D. Lowery 2-3-5, R. Mathis 3-1-4, D. Butler 3-0-3, T. McGill 2-0-2, C. Geathers 2-0-2, G. Toler 2-0-2, T. Cole 1-0-1, J. Newsome 1-0-1, E. Okine 1-0-1, J. Brown 1-0-1, E. Walden 0-1-1. Miami, K. Sheppard 4-2-6, R. Jones 3-3-6, T. Lippett 5-0-5, Br. McCain 3-0-3, Z. Vigil 3-0-3, S. Gary 3-0-3, N. Hewitt 2-1-3, N. Suh 1-2-3, D. Moore 2-0-2, O. Vernon 2-0-2, B. Grimes 2-0-2, D. Shelby 1-1-2, J. Phillips 1-0-1, M. Thomas 1-0-1, J. Jenkins 1-0-1.

MISSED FIELD GOAL: Indianapolis, none. Miami, none.



POSTGAME NOTES VS. INDIANAPOLIS

•With the 18-12 loss, Miami is now 47-26 all-time against the Colts, including a 45-26 mark in the regular season.

•T Branden Albert (Offense); S Kelvin Sheppard (Defense); and S Michael Thomas and LS John Denney (Special Teams) served as game captains.

•QB Logan Thomas, WR Rishard Matthews, CB Jamar Taylor, C Mike Pouncey, G Shelley Smith, T Ja'Wuan James and DT Earl Mitchell were inactive.

•The attendance is 65,482.

•LS John Denney extended his team-record consecutive games played streak to 175.

•DT Ndamukong Suh recorded his 5.5 sack of the season. It is the fourth-most in a season by a Dolphins defensive tackle since the statistic became official in 1982, trailing the 7.0 sacks by Mike Charles (1985) and Randy Starks (2009) and 6.0 sacks by Jared Odrick (2011).

MOST SACKS BY A DOLPHINS DEFENSIVE TACKLE IN A SEASON (since 1982)

PLAYER	SEASON	SACKS
1. Mike Charles	1985	7.0
Randy Starks	2009	7.0
3. Jared Odrick	2011	6.0
4. Ndamukong Suh	2015	5.5
5. Five Players		5.0

•RB Lamar Miller caught five passes and now has 46 on the season. It is the most catches in a season by a Dolphins running back since RB Ricky Williams had 50 catches in 2003.

•With his 15-yard reception in the fourth quarter, WR Jarvis Landry recorded his 100th catch of the 2015 season and he becomes the first player in team history to record 100-plus receptions in a season. He finished the game with seven catches in the game and 104 catches on the season.

MOST SINGLE-SEASON RECEPTIONS IN DOLPHINS HISTORY

PLAYER	YEAR	CATCHES
1. Jarvis Landry	2015	104
2. O.J. McDuffie	1998	90
3. Mark Clayton	1988	86
Brandon Marshall	2010	86
5. Jarvis Landry	2014	84

•WR Jarvis Landry finished the game with seven receptions for 111 yards and has 1,085 receiving yards on the season. It is his first career season with 1,000-plus yards and he becomes the eighth receiver (19th time overall) in team history to surpass 1,000 yards. The 1,085 yards is tied for the ninth-highest single-season total in team history, with WR Mark Duper's 1,085 yards in 1991.

•WR Jarvis Landry finished the game with seven receptions for 111 yards. It is his third career game with 100-plus yards and the second-highest single-game total of his career, behind his 165 yards at the N.Y. Jets on Nov. 29, 2015.

•QB Ryan Tannehill threw for 329 yards. It is his 13th career game with 300-plus yards, which is second in team history behind QB Dan Marino's 63 career games with 300-plus yards.

INJURIES REPORTED IN PRESS BOX

MIAMI DOLPHINS


•LB Jelani Jenkins – ankle (questionable), third quarter; downgraded to out in third quarter

INDIANAPOLIS COLTS

•QB Matt Hasselbeck – shoulder (out), second quarter

•G Hugh Thornton – ankle (questionable), second quarter





GAME 17: MIAMI 20, NEW ENGLAND 10

SUNDAY, JAN. 3, 2016 • 1 P.M. ET • SUN LIFE STADIUM • MIAMI GARDENS, FLA..



GAME SUMMARY

The Dolphins ended a disappointing season in an impressive fashion when they beat the AFC East champion New England Patriots at Sun Life Stadium.

The 20-10 victory, which ended a three-game losing streak in season finales, gave the Dolphins a 6-10 record on the season.

The Dolphins beat New England at home for the third consecutive year, following a 24-20 victory in December 2013 and a 33-20 decision in the 2014 season opener.

The Dolphins' last victory in a season finale had come in 2011 against the New York Jets, 19-17 at Sun Life Stadium.

Tight end Jordan Cameron scored the game-winning touchdown midway through the fourth quarter on a 2-yard pass from quarterback Ryan Tannehill.

The touchdown was set up by a spectacular 46-yard reception by rookie first-round pick DeVante Parker to the Patriots 4-yard line. Parker outjumped cornerback Logan Ryan at the 11 to come down with the pass, and then ran 5 more yards to the 6.

After the defense sacked Tom Brady twice on the next possession, the offense clinched the victory with a 19-yard field goal by Andrew Franks on the first play after the two-minute warning after a 19-yard scramble by Tannehill on third-and-11 from the Patriots 46-yard line and a 22-yard completion from Tannehill to tight end Dion Sims.

After the Dolphins' final score, backup Jimmy Garoppolo ended the game at quarterback for New England.

Parker, who became the first Dolphins rookie with 100 receiving yards in a game since 2001, had the other Dolphins touchdown, that one coming on a 15-yard pass from Tannehill in the final minute of the first half.

Tannehill had his sixth 300-yard passing game of the season and he joined Dan Marino as the only quarterbacks in team history with consecutive 4,000-yard passing seasons.

The Miami defense held New England to 82 yards in the first offense, including only 20 passing yards by Tom Brady.

New England came out looking to run the ball, as Brady attempted only five passes in the first half.

After the defense forced a three-and-out the first time New England had the ball, the Dolphins marched 54 yards on 11 plays to take the lead on a 38-yard field goal by Andrew Franks.

The big play in the drive was the very first, a 29-yard run by Lamar Miller to the New England 45-yard line. It was Miller's third-longest run of the season.

After Franks was wide right on a 46-yard field goal attempt on the third play of the second quarter, New England drove 48 yards for a field goal that tied the game at 3-3.

New England missed a chance to take the lead late in the second quarter when Stephen Gostkowski was wide right on a field goal attempt from 46 yards out, and the Dolphins answered with a 64-yard drive that ended in the Parker touchdown.

The big play in the drive was a 31-yard hook-up between Tannehill and veteran wide receiver Greg Jennings on third-and-8 from the New England 46-yard line.

Two plays later, Parker scored the third touchdown of his rookie season.

New England tied the score 10-10 on the opening drive of the second half on a 2-yard run by Steven Jackson, which came one play after running back James White took a short Brady pass and turned it into a 68-yard gain.

The Dolphins played the game without four starters on the active roster: center Mike Pouncey, tackle Ja'Wuan James, defensive tackle Earl Mitchell and linebacker Jelani Jenkins.

SCORING

SCORE BY PERIODS	1	2	3	4	OT	Total
New England Patriots	0	3	7	0	0	10
Miami Dolphins	3	7	0	10	0	20

SCORING DRIVES

Team	Qtr	Time	Play Description (Extra Point) (Drive info)	NE	MIA
Dolphins	1	8:07	A.Franks 38 yd. Field Goal (10-54, 3:43)	0	3
Patriots	2	8:06	S.Gostkowski 34 yd. Field Goal (11-48, 6:01)	3	3
Dolphins	2	0:36	D.Parker 15 yd. pass from R.Tannehill (A.Franks kick) (8-64, 1:20)	3	10
Patriots	3	12:32	S.Jackson 2 yd. run (S.Gostkowski kick) (4-80, 2:28)	10	10
Dolphins	4	6:58	J.Cameron 2 yd. pass from R.Tannehill (A.Franks kick) (6-82, 2:52)	10	17
Dolphins	4	1:56	A.Franks 19 yd. Field Goal (9-44, 2:45)	10	20

TEAM STATISTICS

	COLTS	DOLPHINS
TOTAL FIRST DOWNS	20	22
THIRD DOWN EFFICIENCY	6-12-50%	6-15-40%
FOURTH DOWN EFFICIENCY	0-0-0%	0-1-0%
TOTAL NET YARDS	268	361
NET YARDS RUSHING	100	82
NET YARDS PASSING	168	279
PASS ATTEMPTS-COMPLETIONS-HAD INTERCEPTED	29-17-0	38-26-1
KICKOFFS Number-In End Zone-Touchbacks	4-4-4	5-4-2
PUNTS Number and Average	5-51.0	3-52.3
FGs - PATs Had Blocked	0-0	0-0
TOTAL RETURN YARDAGE (Not Including Kickoffs)	35	15
PENALTIES Number and Yards	6-60	9-50
FUMBLES Number and Lost	0-0	0-0
TOUCHDOWNS	2	1
EXTRA POINTS Made-Attempts	1-2	0-1
FIELD GOALS Made-Attempts	1-1	2-2
RED ZONE EFFICIENCY	1-1-100%	1-5-20%
GOAL TO GO EFFICIENCY	0-0-0%	1-4-25%
SAFETIES	1	0
TIME OF POSSESSION	27:11	32:49

INDIVIDUAL STATISTICS

RUSHING (Att-Yds): New England, S. Jackson 14-35, B. Bolden 9-31, J. White 3-5, T. Brady 1-(-1). Miami, L. Miller 19-60, R. Tannehill 3-17, Da. Williams 3-11, J. Landry 2-6, J. Ajayi 7-2.

PASSING (C-A-Y-TD-I): New England, T. Brady 12-21-134-0-0. Miami, R. Tannehill 25-38-350-2-0.

RECEIVING (Rec-Yds): New England, J. White 2-63, R. Gronkowski 2-18, D. Amendola 2-17, B. LaFell 2-7, B. Bolden 2-5, S. Jackson 1-20, C. Harper 1-6, K. Martin 1-4. Miami, J. Landry 6-72, D. Parker 5-106-1, G. Jennings 4-74, D. Sims 3-40, Da. Williams 3-38, J. Cameron 2-6-1, K. Stills 1-11, L. Miller 1-3.

INTERCEPTIONS (Int-Yds): New England, none. Miami, none.

SACKS (Sk-Yds): New England, G. Grissom 1-8. Miami, D. Shelby 1-5, N. Suh 0.5-4.5, O. Vernon 0.5-4.5.

TACKLES (S-A-T): New England, D. McCourty 7-0-7, J. Mayo 6-0-6, J. Collins 5-1-6, M. Brown 5-1-6, P. Chung 4-2-6, R. Ninkovich 4-1-5, A. Branch 4-1-5, A. Hicks 1-4-5, M. Butler 4-0-4, L. Johnson 3-0-3, L. Ryan 2-1-3, J. Sheard 0-2-2, G. Grissom 1-0-1, J. Richards 0-1-1, D. Harmon 0-1-1, D. Fleming 0-1-1. Miami, M. Thomas 5-1-6, N. Hewitt 4-2-6, O. Vernon 3-3-6, D. Shelby 5-0-5, K. Sheppard 4-1-5, R. Jones 4-0-4, N. Suh 2-2-4, Br. McCain 2-1-3, T. Lippett 2-0-2, J. Phillips 2-0-2, B. Grimes 1-0-1, D. Coleman 1-0-1, D. Moore 0-1-1, S. Gary 0-1-1.

MISSED FIELD GOAL: New England, S. Gostkowski 46 Wide Left. Miami, A. Franks 46 Wide Left.



POSTGAME NOTES VS. NEW ENGLAND

•With the 20-10 win, Miami is now 53-48 all-time against the Patriots, including a 52-46 mark in the regular season.

•S Reshad Jones (Defense), WR Jarvis Landry (Offense) and S Michael Thomas (Special Teams) served as game captains.

•QB Logan Thomas, CB Jamar Taylor, C Mike Pouncey, LB Jelani Jenkins, G Shelley Smith, T Ja'Wuan James and DT Earl Mitchell were inactive.

•The attendance is 62,918.

•LS John Denney extended his team-record consecutive games played streak to 176.

•S Shamiel Gary made the first start of his NFL career.

•CB Brice McCain played in his 100th career game.

•The Dolphins wore their all-aqua uniforms for the fifth time in team history, the other games were against Chicago in 2002, Philadelphia in 2003, Cleveland in 2004 and Buffalo in 2014. This game marked the first time that the team wore their all-aqua uniforms during a day game.

•QB Ryan Tannehill finished the season with 4,208 passing yards which is fifth-highest single-season total in Dolphins history.

MOST SINGLE-SEASON PASSING YARDS IN DOLPHINS HISTORY

PLAYER	SEASON	YARDS
1. Dan Marino	1984	5,084
2. Dan Marino	1986	4,746
3. Dan Marino	1994	4,453
4. Dan Marino	1988	4,434
5. Ryan Tannehill	2015	4,208

•QB Ryan Tannehill finished the season with 363 completions which is the fourth-highest single-season in Dolphins history.

MOST PASS COMPLETIONS IN A SEASON IN DOLPHINS HISTORY

PLAYER	SEASON	COMPLETIONS
1. Ryan Tannehill	2014	392
2. Dan Marino	1994	385
3. Dan Marino	1986	378
4. Ryan Tannehill	2015	363
5. Dan Marino	1984	362

•QB Ryan Tannehill threw for 350 yards. It is his 14th career game with 300-plus yards, which is second in team history behind QB Dan Marino's 63 career games with 300-plus yards. It is also his sixth 300-yard game of the 2015 season, which is a career high and tied for the second-most in a season in Dolphins history.

MOST 300-YARD PASSING GAMES IN A SEASON IN DOLPHINS HISTORY

PLAYER	SEASON	300-YARD GAMES
1. Dan Marino	1984	9
2. Dan Marino	1985	6
3. Dan Marino	1986	6
4. Dan Marino	1988	6
5. Ryan Tannehill	2015	6

•QB Ryan Tannehill threw for 350 yards and finished the season with 4,208 passing yards. It was his second consecutive season with 4,000-plus passing yards and he joins Dan Marino (1984-86) as the only quarterbacks in team history to have two-or-more consecutive seasons with 4,000-plus passing yards.

MOST PASSING YARDS IN A SEASON IN DOLPHINS HISTORY

PLAYER	SEASON	YARDS
1. Dan Marino	1984	5,084
2. Dan Marino	1986	4,746
3. Dan Marino	1994	4,453
4. Ryan Tannehill	2015	4,208
5. Dan Marino	1985	4,137

•WR Jarvis Landry finished the 2015 season with a team-record 110 catches for 1,157 yards and four touchdowns. His receiving yards are the sixth-highest single-season total in Dolphins history.

MOST RECEIVING YARDS IN A SEASON IN DOLPHINS HISTORY

PLAYER	SEASON	RECEIVING YARDS
1. Mark Clayton	1984	1,389
2. Mark Duper	1986	1,313
3. Mark Duper	1984	1,306
4. Irving Fryar	1994	1,270
5. Brandon Marshall	2011	1,214
6. Jarvis Landry	2015	1,157

•WR Jarvis Landry finished the season with 1,947 combined yards (113 rushing/1157 receiving/677 returns), which is the fifth-highest single-season total in Dolphins history.

MOST COMBINED YARDS IN A SEASON IN DOLPHINS HISTORY

PLAYER	SEASON	COMBINED YARDS
1. Ricky Williams	2002	2,216 (1,853/363/0)
2. Wes Welker	2005	2,208 (5/434/1,769)
3. Wes Welker	2006	2,129 (0/687/1,442)
4. Ted Ginn Jr.	2007	2,086 (3/420/1,663)
5. Jarvis Landry	2015	1,947 (113/1,157/677)
6. Jarvis Landry	2014	1,912 (-4/758/1,158)

•WR Jarvis Landry recorded 194 receptions over the course of his first two NFL seasons. His 194 total receptions are the most in NFL history by a player in his first two NFL seasons.

MOST RECEPTIONS IN NFL HISTORY IN FIRST TWO SEASONS

PLAYER	TEAM	1ST YEAR	2ND YEAR	2-YEAR TOTALS
1. Jarvis Landry	MIA	84 (2014)	110 (2015)	194
2. Odell Beckham	NYG	91 (2014)	96 (2015)	187
3. Marques Colston	N.O.	70 (2006)	98 (2007)	168
A.J. Green	Cin.	65 (2011)	97 (2012)	162
5. Reggie Bush	N.O.	88 (2006)	73 (2007)	161
Larry Fitzgerald	Ariz.	58 (2004)	103 (2005)	161

•WR DeVante Parker had 106 receiving on five catches. He is the first Dolphins rookie to record 100-plus receiving yards in a game since Chris Chambers had 124 yards on seven catches as a rookie against New England on Dec. 22, 2001.

•P Matt Darr finished his rookie season with 92 punts for 4,380 yards. His 92 punts are tied for the third-most in a season in Dolphins history with the 92 punts by Matt Turk in 2000, trailing only the 98 by Matt Turk in 2004 and the 93 punts by Klaus Wilmsmeyer in 1998.

•P Matt Darr finished his rookie season with a 47.6 gross average (92 punts for 4,380 yards). His 47.6 gross average is the fourth-highest in team history, behind the 50.2 average by Brandon Fields in 2012, 48.85 by Fields in 2011 and 48.82 by Fields in 2013.

•DT Ndamukong Suh had a 0.5 sack and recorded 6.0 sacks on the season. It is tied for the third-most in a season by a Dolphins defensive tackle since the statistic became official in 1982, with the 6.0 sacks by Jared Odrick (2011), trailing the 7.0 sacks by Mike Charles (1985) and Randy Starks (2009).

MOST SACKS BY A DOLPHINS DEFENSIVE TACKLE IN A SEASON (since 1982)

PLAYER	SEASON	SACKS
1. Mike Charles	1985	7.0
Randy Starks	2009	7.0
3. Ndamukong Suh	2015	6.0
Jared Odrick	2011	6.0
5. Five Players		5.0

INJURIES REPORTED IN PRESS BOX

MIAMI DOLPHINS

- WR Kenny Stills – Hamstring (questionable), second quarter; downgraded to out in third quarter
- C Jamil Douglas – Ankle (questionable), fourth quarter

NEW ENGLAND PATRIOTS

- None Reported




2015 MIAMI DOLPHINS TRANSACTIONS

DATE	POS.	PLAYER/COACH	TRANSACTION	DATE	POS.	PLAYER/COACH	TRANSACTION
Jan. 5	WR	Tyler McDonald	Signed to futures contract	July 27	WR	Nigel King	Waived
Jan. 6		Mike Tannenbaum	Named Exec. VP of Football Operations	July 28	QB	Josh Freeman	Re-Signed
Jan. 7	K	Zach Hocker	Signed to futures contract	July 29	DT	Calvin Barnett	Signed as FA
	WR	Michael Preston	Signed to futures contract		WR	Kai De La Cruz	Signed as FA
Jan. 8	S	Shamiel Gary	Signed to futures contract		T	Chris Martin	Signed as FA
Feb. 6		Terrell Williams	Named Defensive Line Coach		DT	Ellis McCarthy	Waived
Feb. 10	TE	Ryan Taylor	Signed as FA		S	Don Jones	Placed on ACTIVE/PUP
Feb. 27	WR	Brian Hartline	Released		WR	DeVante Parker	Placed on ACTIVE/PUP
	WR	Brandon Gibson	Released	August 1	TE	Gerell Robinson	Placed on ACTIVE/NFI
Feb. 28		Wayne Diesel	Named Sports Performance Director		WR	Gerell Robinson	Activated from ACTIVE/NFI
		Dennis Lock	Promoted to Director of Analytics		WR	Cobi Hamilton	Acquired from waivers (Cin.)
Mar. 2	TE	Charles Clay	Placed Transition Tag on Clay		WR	Kai De La Cruz	Waived
	CB	Cortland Finnegan	Released	August 4	WR	Kevin Cone	Acquired from waivers (Cle.)
	T	Nate Garner	Released		G	Dionte Savage	Waived
Mar. 7.	DT	A.J. Francis	Signed	August 10	RB	Demitrius Bronson	Signed as FA
	S	Jordan Kovacs	Signed		S	Phillip Thomas	Signed as FA
Mar. 10	T	Jason Fox	Re-Signed		S	Shamiel Gary	Waived/Injured
	LB	Kelvin Sheppard	Re-Signed		WR	Tyler McDonald	Waived
	DE	Derrick Shelby	Placed Restricted Free Agent Tender on Shelby	August 15	WR	Tyler McDonald	Re-signed as FA
	G	Shelley Smith	Released		WR	Tommy Streeter	Waived/Injured
	LB	Philip Wheeler	Released	August 16	T	Chris Martin	Waived
Mar. 11	DT	Ndamukong Suh	Signed as UFA (Det.)		G	Bryant Browning	Signed as FA
	CB	Brice McCain	Signed as UFA (Pit.)	August 17	LB	James Davidson	Signed as FA
	DT	Randy Starks	Released		TE	Arthur Lynch	Waived
Mar. 12	TE	Jordan Cameron	Signed as UFA (Cle.)	August 19	S	Don Jones	Activated from ACTIVE/PUP
	CB	T.J. Heath	Signed		WR	DeVante Parker	Activated from ACTIVE/PUP
Mar. 13	WR	Kenny Stills	Acquired by Miami in Trade (N.O.)	August 24	WR	Michael Preston	Waived
	LB	Dannell Ellerbe	Traded (N.O.)	August 25	S	Louis Delmas	Placed on Reserve/Injured List
	WR	Mike Wallace	Traded (Min.)	August 30	DT	Calvin Barnett	Released
Mar. 19	OL	J.D. Walton	Signed as UFA (NYG)		G	Bryant Browning	Released
	TE	Charles Clay	Did not match Buffalo Bills offer		WR	LaRon Byrd	Released
Mar. 20	S	Louis Delmas	Re-Signed		WR	Kevin Cone	Released
	QB	Matt Moore	Re-Signed		DE	Ray Drew	Released
	RB	LaMichael James	Signed		WR	Tyler McDonald	Released
Mar. 26	DE	Derrick Shelby	Signed Restricted Free Agent Tender		DE	Kendall Montgomery	Released
April 1	S	Michael Thomas	Signed		TE	Gerell Robinson	Released
April 2	LB	Spencer Paysinger	Signed as UFA (NYG)		CB	Sammy Seamster	Released
	QB	Josh Freeman	Signed as UFA		S	Phillip Thomas	Released
April 13	C	Mike Pouncey	Signed Contract Extension	September 1	C/G	J.D. Walton	Released
	CB	Zack Bowman	Signed as UFA		RB	Demitrius Bronson	Released
April 15	WR	LaRon Byrd	Signed as FA	September 5	P	Brandon Fields	Released
April 21	G	Davonte Wallace	Waived		WR	Damarr Aultman	Waived
April 22	OL	Jeff Linkenbach	Signed as UFA (K.C.)		QB	McLeod Bethel-Thompson	Waived
	OL	Jacques McClendon	Signed as UFA (Jac.)		C	Sam Brenner	Waived
April 23	WR	Greg Jennings	Signed as FA		DT	Deandre Coleman	Waived
April 28	DE	Dion Jordan	Placed on Reserve/Suspended List		LB	James Davidson	Waived
April 30	QB	Ryan Tannehill	Team Exercises Fifth-Year Option		DE	Emmanuel Dieke	Waived
April 30	WR	DeVante Parker	Selected in NFL Draft - D1, '15		RB	Mike Gillislee	Waived
May 1	DT	Jordan Phillips	Selected in NFL Draft - D2, '15		WR	Cobi Hamilton	Waived
May 2	OL	Jamil Douglas	Selected in NFL Draft - D4, '15		T	Donald Hawkins	Waived
	CB	Bobby McCain	Selected in NFL Draft - D5a, '15		LB	Mike Hull	Waived
	RB	Jay Ajayi	Selected in NFL Draft - D5b, '15		DT	Anthony Johnson	Waived
	S	Cedric Thompson	Selected in NFL Draft - D5c, '15		S	Don Jones	Waived
	CB	Tony Lippett	Selected in NFL Draft - D5d, '15		G/T	Michael Liedtke	Waived
May 5	DB	T.J. Heath	Waived		LB	Jeff Luc	Waived
	K	Zach Hocker	Waived		TE	Tim Semisch	Waived
	DB	Lowell Rose	Waived		TE	Jake Stoneburner	Waived
May 8	WR	Damarr Aultman	Signed as Undrafted College Free Agent		K	Caleb Sturgis	Waived
	OL	Mickey Baucus	Signed as Undrafted College Free Agent		S	Cedric Thompson	Waived
	P	Matt Darr	Signed as Undrafted College Free Agent		LB	Jordan Tripp	Waived
	DE	Ray Drew	Signed as Undrafted College Free Agent		T	Aundrey Walker	Waived
	K	Andrew Franks	Signed as Undrafted College Free Agent		WR	Christian Jones	Waived/Injured
	LB	Neville Hewitt	Signed as Undrafted College Free Agent	September 6	QB	Josh Freeman	Contract Terminated
	LB	Mike Hull	Signed as Undrafted College Free Agent		QB	Logan Thomas	Acquired from waivers (Ari.)
	WR	Christian Jones	Signed as Undrafted College Free Agent		RB	Jay Ajayi	Placed on Injured Reserve Designated For Return
	WR	Nigel King	Signed as Undrafted College Free Agent		QB	McLeod Bethel-Thompson	Signed to Practice Squad
	OL	Mike Liedtke	Signed as Undrafted College Free Agent		C	Sam Brenner	Signed to Practice Squad
	LB	Jeff Luc	Signed as Undrafted College Free Agent		DT	Deandre Coleman	Signed to Practice Squad
	DT	Ellis McCarthy	Signed as Undrafted College Free Agent		LB	Mike Hull	Signed to Practice Squad
	DE	Kendall Montgomery	Signed as Undrafted College Free Agent		TE	Tim Semisch	Signed to Practice Squad
	G	Dionte Savage	Signed as Undrafted College Free Agent		TE	Jake Stoneburner	Signed to Practice Squad
	LB	Zach Vigil	Signed as Undrafted College Free Agent		S	Cedric Thompson	Signed to Practice Squad
May 11	OL	Aundrey Walker	Signed as Undrafted College Free Agent	September 7	T	Aundrey Walker	Signed to Practice Squad
	TE	Tim Semisch	Signed as Undrafted College Free Agent		RB	Rajion Neal	Signed to Practice Squad
	TE	Ryan Taylor	Waived	September 8	WR	Uzoma Nwachukwu	Signed to Practice Squad
	OL	Donald Hawkins	Acquired from waivers (Dal.)		T	Donald Hawkins	Signed to Practice Squad
	OL	Mark Asper	Waived		T	Aundrey Walker	Released off Practice Squad
May 18	QB	Ryan Tannehill	Signed Contract Extension		S	Jonathan Dowling	Signed to Practice Squad
June 5	LB	Jake Knott	Waived		QB	McLeod Bethel-Thompson	Released off Practice Squad
June 8	WR	Tommy Streeter	Signed as FA	September 9	RB	Jonas Gray	Signed to Practice Squad
June 10	DT	C.J. Mosley	Signed as UFA (Det.)		RB	Rajion Neal	Released off Practice Squad
	DT	Kamal Johnson	Waived	September 11	C	Sam Brenner	Signed to Active Roster from Practice Squad
July 23	T	Mickey Baucus	Retired		RB	Jonas Gray	Signed to Active Roster from Practice Squad
July 24	QB	Josh Freeman	Released		C/G	Jacques McClendon	Released
					QB	Logan Thomas	Released



2015 MIAMI DOLPHINS TRANSACTIONS

<u>DATE</u>	<u>POS.</u>	<u>PLAYER/COACH</u>	<u>TRANSACTION</u>	<u>DATE</u>	<u>POS.</u>	<u>PLAYER/COACH</u>	<u>TRANSACTION</u>
Sept. 14	C/G	Jacques McClendon	Signed as FA	December 1	C/G	Jacques McClendon	Signed as FA
	TE	Jake Stoneburner	Signed to Active Roster from Practice Squad		LB	James-Michael Johnson	Waived
	C	Sam Brenner	Waived		LB	Mike Hull	Signed to Practice Squad
	RB	Jonas Gray	Waived		DT	Deandre Coleman	Signed to Practice Squad
	RB	LaMike James	Waived		CB	Dax Swanson	Released off Practice Squad
Sept. 15	RB	Raheem Mostert	Signed off Eagles Practice Squad		DT	Robert Thomas	Signed off Patriots Practice Squad
	DT	Deandre Coleman	Released off Practice Squad		DT	C.J. Mosley	Waived/Injured
	WR	Uzoma Nwachukwu	Released off Practice Squad	December 5	DE	Jordan Williams	Signed to Active Roster from Practice Squad
Sept. 16	C	Sam Brenner	Signed to Practice Squad		TE	Brandon Williams	Waived
	DE	Emmanuel Dieke	Signed to Practice Squad	December 8	TE	Brandon Williams	Signed as FA
	RB	Jonas Gray	Signed to Practice Squad		S	Jordan Kovacs	Waived
	WR	Deon Long	Signed to Practice Squad		DT	Robert Thomas II	Placed on Reserve/Injured List
	QB	Logan Thomas	Signed to Practice Squad		CB	Dax Swanson	Signed to Practice Squad
Sept. 23	RB	Jonas Gray	Signed to Active Roster from Practice Squad	December 9	DT	Deandre Coleman	Signed to Active Roster from Practice Squad
	WR	Damarr Aultman	Signed to Practice Squad		TE	Brandon Williams	Placed on Reserve/Injured List
	LB	Terrell Manning	Signed to Practice Squad	December 14	DE	Damontre Moore	Awarded from waivers (NYG)
	WR	Deon Long	Released off Practice Squad	December 15	C/G	Jacques McClendon	Waived
Sept. 26	C	Sam Brenner	Signed to Active Roster from Practice Squad	December 16	QB	Logan Thomas	Signed to Active Roster from Practice Squad
	C/G	Jacques McClendon	Released		G/T	Jeff Linkenbach	Waived
Sept. 28	G/T	Michael Liedtke	Signed to Practice Squad		DE	Julius Warmesley	Signed to Practice Squad
Sept. 29	WR	Marcus Lucas	Signed to Practice Squad	December 17	CB	Tyler Patmon	Signed to Practice Squad
	LB	Terrell Manning	Released off Practice Squad		RB	Trey Williams	Signed to Practice Squad
Sept. 30	TE	Brandon Williams	Signed to Practice Squad		DT	C.J. Mosely	Waived
	WR	Marcus Lucas	Released off Practice Squad	December 22	LB	James-Michael Johnson	Signed as FA
October 5		Joe Philbin	Relieved of his duties as Head Coach		C/G	Jacques McClendon	Signed as FA
		Dan Campbell	Named Interim Head Coach		G	Shelley Smith	Signed as FA
October 6	G	Vinston Painter	Signed to Practice Squad		LB	Chris McCain	Placed on Reserve/Injured List
	DE	Jordan Williams	Signed to Practice Squad		LB	Koa Misi	Placed on Reserve/Injured List
	DE	Emmanuel Dieke	Released off Practice Squad	December 26	RB	Jahwan Edwards	Signed to Practice Squad
	G/T	Michael Liedtke	Released off Practice Squad		CB	Tyler Patmon	Signed to Active Roster from Practice Squad
October 7		Ben Johnson	Named Tight Ends Coach	December 28	DE	Jordan Williams	Waived
		Ken O'Keefe	Named Senior Offensive Assistant	January 2	WR	Rishard Matthews	Signed to Practice Squad
		Al Saunders	Named Senior Offensive Assistant		LB	Mike Hull	Placed on Reserve/Injured List
		Mike Wahle	Named Assistant Tight Ends Coach	January 4		Dennis Hickey	Signed to Active Roster from Practice Squad
October 8		Lou Anarumo	Named Defensive Coordinator			Chris Grier	Parted ways
		Jeff Burris	Named Assistant Defensive Backs Coach				Named General Manager
October 12		Kevin Coyle	Relieved of his duties as Defensive Coordinator				
October 14	DB	Darren Rizzi	Named Assistant Head Coach/Special Teams Coordinator				
October 19	TE	Jonathan Dowling	Signed to Active Roster from Practice Squad				
	DB	Brandon Williams	Signed to Active Roster from Practice Squad				
Ocotber 20	S	Jonathan Dowling	Waived				
	CB	Trovon Reed	Signed to Practice Squad				
	RB	Bronson Hill	Signed to Practice Squad				
October 30	S	Jonathan Dowling	Released off Practice Squad				
October 31	DE	Cameron Wake	Released off Practice Squad				
	T	Ulrick John	Placed on Reserve/Injured List				
November 2	CB	Trovon Reed	Signed off Colts Practice Squad				
	S	Shamiel Gary	Released off Practice Squad				
	LB	Terrell Manning	Signed to Practice Squad				
November 7	RB	Jay Ajayi	Signed to Practice Squad				
	C	Sam Brenner	Activated from Injured Reserve/Designated For Return				
November 10	C	Sam Brenner	Waived				
	RB	Jonas Gray	Signed as FA				
	T	Donald Hawkins	Waived				
November 14	LB	Mike Hull	Released off Practice Squad				
	DT	A.J. Francis	Signed to Active Roster from Practice Squad				
November 17	LB	James-Michael Johnson	Waived				
	C	Sam Brenner	Signed as FA				
	DT	Deandre Coleman	Waived				
	T	Chris Martin	Signed to Practice Squad				
November 24	TE	Tim Semisch	Signed to Practice Squad				
	G	Antony Steen	Released off Practice Squad				
	T	Chris Martin	Signed to Practice Squad				
	DE	Quinton Coples	Released off Practice Squad				
	CB	Zack Bowman	Awarded from waivers (NYJ)				
November 25	CB	Dax Swanson	Waived				
	DT	Deandre Coleman	Signed to Practice Squad				
November 28	S	Shamiel Gary	Released off Practice Squad				
	LB	Mike Hull	Signed to Active Roster from Practice Squad				
November 30		Bill Lazor	Waived				
		Phil McGeoghan	Relieved of his duties as Offensive Coordinator				
			Named Wide Receivers Coach				



2015 MIAMI DOLPHINS NUMERICAL ROSTER

(as of January 2, 2015 - visit Dolphins.com for most up to date roster)

NO.	NAME	POS.	HT.	WT.	BIRTHDATE	EXP.	COLLEGE	HOMETOWN	HOW ACO.
3	Andrew Franks	K	6-1	205	1/11/93	R	RPI '15	Carmel, Calif.	FA, '15
4	Matt Darr	P	6-1	220	7/2/92	R	Tennessee '15	Bakersfield, Calif.	FA, '15
5	Logan Thomas	QB	6-6	250	7/1/91	2	Virginia Tech '14	Lynchburg, Va.	Wai., '15 (Ari.)
8	Matt Moore	QB	6-3	220	8/9/84	9	Oregon State '07	Newhall, Calif.	UFA, '11 (Car.)
10	Kenny Stills	WR	6-0	198	4/22/92	3	Oklahoma '13	Carlsbad, Calif.	T, 2015 (N.O.)
11	DeVante Parker	WR	6-3	218	1/20/93	R	Louisville '15	Louisville, Ky.	D1, '15
14	Jarvis Landry	WR	5-11	202	11/28/92	2	LSU '15	Lutcher, La.	D2, '14
17	Ryan Tannehill	QB	6-4	220	7/27/88	4	Texas A&M '12	Big Spring, Texas	D1, '12
20	Reshad Jones	S	6-1	218	2/25/88	6	Georgia '10	Atlanta, Ga.	D5b, '10
21	Brent Grimes	CB	5-10	185	7/19/83	9	Shippensburg '06	Philadelphia, Pa.	UFA, '13 (Atl.)
22	Jamar Taylor	CB	5-10	195	9/29/90	3	Boise State '13	San Diego, Calif.	D2, '13
23	Jay Ajayi	RB	6-0	228	6/15/93	R	Boise State '15	Plano, Texas	D5b, '15
24	Brice McCain	CB	5-9	190	12/10/86	7	Utah '08	Terrell, Texas	UFA, '15 (Pit.)
26	Lamar Miller	RB	5-10	225	4/25/91	4	Miami (FL) '13	Miami, Fla.	D4, '12
27	Shamuel Gary	S	6-0	217	5/31/90	1	Oklahoma State '14	Tulsa, Okla.	FA, '15
28	Bobby McCain	CB	5-11	196	8/18/93	R	Memphis '15	Oxford, Ala.	D5a, '15
29	Tyler Patmon	CB	5-10	188	1/26/91	2	Oklahoma State '14	Round Rock, Texas	FA, '15
31	Michael Thomas	S	5-11	201	3/17/90	3	Stanford '12	Houston, Texas	FA, '13
34	Damien Williams	RB	5-11	225	4/3/92	2	Oklahoma '14	San Diego, Calif.	FA, '14
35	Walt Aikens	S	6-1	208	6/19/91	2	Liberty '14	Charlotte, N.C.	D4, '14
36	Tony Lippett	CB	6-3	200	7/2/92	R	Michigan State '15	Detroit, Mich.	5d, '15
42	Spencer Paysinger	LB	6-2	250	6/28/88	5	Oregon '10	Los Angeles, Calif.	UFA, '15 (NYG)
45	Mike Hull	LB	6-0	237	5/25/91	R	Penn State '15	Canonsburg, Pa.	FA, '15
46	Neville Hewitt	LB	6-2	235	4/6/93	R	Marshall '15	Conyers, Ga.	FA, '15
49	Zach Vigil	LB	6-2	240	3/28/91	R	Utah State '15	Clearfield, Utah	FA, '15
50	Olivier Vernon	DE	6-2	275	10/7/90	4	Miami (FL) '13	Miami, Fla.	D3a, '12
51	Mike Pouncey	C	6-5	305	7/24/89	5	Florida '11	Lakeland, Fla.	D1, '11
52	Kelvin Sheppard	LB	6-2	249	1/2/88	5	LSU '11	Stone Mountain, Ga.	FA, '14
53	Jelani Jenkins	LB	6-0	243	3/13/92	3	Florida '13	Olney, Md.	D4a, '13
56	James-Michael Johnson	LB	6-1	240	8/20/89	4	Nevada '12	Vallejo, Calif.	FA, '15
57	Damontre Moore	DE	6-5	250	9/11/92	3	Texas A&M '13	Rowlett, Texas	Wai., '15 (NYG)
62	Deandre Coleman	DT	6-3	324	1/27/1991	1	California '14	Seattle, Wash.	FA, '15
63	Dallas Thomas	G	6-5	315	10/30/89	3	Tennessee '13	Baton Rouge, La.	D3a, '13
64	Shelley Smith	G	6-4	310	5/21/87	6	Colorado State '10	Phoenix, Ariz.	FA, '15
66	Jacques McClendon	C/G	6-3	320	12/10/87	4	Tennessee '09	Cleveland, Tenn.	FA, '15
68	Ulrick John	T	6-5	311	5/20/92	2	Georgia State '14	Hinesville, Ga.	FA, '15
70	Ja'Wuan James	T	6-6	315	6/3/92	2	Tennessee '14	Suwannee, Ga.	D1, '14
74	Jason Fox	T	6-6	310	5/2/88	6	Miami (FL) '10	Fort Worth, Texas	UFA, '14 (Det.)
75	Jamil Douglas	G	6-4	310	2/28/92	R	Arizona State '15	Cypress, Calif.	D4, '15
76	Branden Albert	T	6-5	320	11/4/84	8	Virginia '09	Glen Burnie, Md.	UFA, '14 (K.C.)
77	Billy Turner	G	6-5	302	10/17/91	1	North Dakota State '14	Shoreview, Minn.	D3, '14
78	Terrence Fede	DE	6-4	278	11/19/91	2	Marist '14	Nyack, N.Y.	D7, '14
79	Derrick Shelby	DE	6-2	280	3/4/89	4	Utah '12	Houston, Texas	FA, '12
80	Dion Sims	TE	6-4	268	2/18/91	3	Michigan State '14	Detroit, Mich.	D4b, '13
83	Matt Hazel	WR	6-1	205	1/23/92	1	Coastal Carolina '14	North Augusta, S.C.	D6, '14
84	Jordan Cameron	TE	6-5	260	8/7/88	5	Southern California '10	Newbury Park, Calif.	UFA, '15 (Cle.)
85	Greg Jennings	WR	6-0	198	9/21/83	10	Western Michigan '05	Kalamazoo, Mich.	FA, '15
86	Jake Stoneburner	TE	6-3	250	8/25/89	2	Ohio State '13	Dublin, Ohio	FA, '14
90	Earl Mitchell	DT	6-3	310	9/25/87	6	Arizona '10	Houston, Texas	UFA, '14 (Hou.)
92	John Denney	LS	6-5	252	12/13/78	11	Brigham Young '05	Thornton, Colo.	FA, '05
93	Ndamukong Suh	DT	6-4	320	1/6/87	6	Nebraska '09	Portland, Oregon	UFA, '15 (Det.)
97	Jordan Phillips	DT	6-6	330	10/15/92	R	Oklahoma '15	Towanda, Kan.	D2, '15
98	Quinton Coples	DE	6-6	290	6/22/90	4	North Carolina '12	Kinston, N.C.	Wai., '15 (NYJ)

RESERVE/INJURED

NO.	NAME	POS.	HT.	WT.	BIRTHDATE	EXP.	COLLEGE	HOMETOWN	HOW ACO.	DATE PLACED
18	Rishard Matthews	WR	6-0	217	10/12/89	4	Nevada '12	Santa Ana, Calif.	D7b, '12	1/2/16
25	Louis Delmas	S	5-11	208	4/12/87	6	Western Michigan '09	North Miami Beach, Fla.	FA, '14	8/25/15
55	Koa Misi	LB	6-3	255	1/17/87	6	Utah '10	Santa Rosa, Calif.	D2, '10	12/22/15
58	Chris McCain	LB	6-5	245	11/21/91	2	California '14	Greensboro, N.C.	FA, '14	12/22/15
88	Brandon Williams	TE	6-4	255	10/12/87	3	Oregon '13	Blue Island, Ill.	FA, '15	12/14/15
91	Cameron Wake	DE	6-3	270	1/30/82	7	Penn State '05	Hyattsville, Md.	FA, '09	10/31/15
96	Robert Thomas II	DT	6-3	325	2/18/91	1	Arkansas '14	Muskogee, Okla.	FA, '15	12/8/15

PRACTICE SQUAD

NO.	NAME	POS.	HT.	WT.	DOB	EXP.	COLLEGE
16	Herron, Robert	WR	5-9	193	6/2/92	2	Wyoming '14
30	Swanson, Dax	CB	5-11	190	3/21/91	3	Sam Houston State '13
32	Edwards, Jahwan	RB	5-9	220	7/27/92	R	Ball State '15
41	Thompson, Cedric	S	6-0	212	2/10/93	R	Minnesota '15
47	Manning, Terrell	LB	6-2	237	4/16/90	3	North Carolina State '12
65	Steen, Anthony	G	6-3	309	5/9/90	2	Alabama '14
69	Williams, Jordan	DE	6-4	287	3/23/93	R	Tennessee '15
71	Painter, Vinston	G	6-4	310	10/11/89	2	Virginia Tech '14
73	Warmsley, Julius	DE	6-2	276	5/15/90	1	Tulane '14



2015 MIAMI DOLPHINS ALPHABETICAL ROSTER

(as of January 2, 2015 - visit Dolphins.com for most up to date roster)

NO.	NAME	POS.	HT.	WT.	BIRTHDATE	EXP.	COLLEGE	HOMETOWN	HOW ACO.
35	Aikens, Walt	S	6-1	208	6/19/91	2	Liberty '14	Charlotte, N.C.	D4, '14
23	Ajayi, Jay	RB	6-0	228	6/15/93	R	Boise State '15	Plano, Texas	D5b, '15
76	Albert, Branden	T	6-5	320	11/4/84	8	Virginia '09	Glen Burnie, Md.	UFA, '14 (K.C.)
84	Cameron, Jordan	TE	6-5	260	8/7/88	5	Southern California '10	Newbury Park, Calif.	UFA, '15 (Cle.)
62	Coleman, Deandre	DT	6-3	324	1/27/91	1	California '14	Seattle, Wash.	FA, '15
98	Coples, Quinton	DE	6-6	290	6/22/90	4	North Carolina '12	Kinston, N.C.	Wai., '15 (NYJ)
4	Darr, Matt	P	6-1	220	7/2/92	R	Tennessee '15	Bakersfield, Calif.	FA, '15
92	Denney, John	LS	6-5	252	12/13/78	11	Brigham Young '05	Thornton, Colo.	FA, '05
75	Douglas, Jamil	G	6-4	310	2/28/92	R	Arizona State '15	Cypress, Calif.	D4, '15
78	Fede, Terrence	DE	6-4	278	11/19/91	2	Marist '14	Nyack, N.Y.	D7, '14
74	Fox, Jason	T	6-6	310	5/2/88	6	Miami (FL) '10	Fort Worth, Texas	UFA, '14 (Det.)
3	Franks, Andrew	K	6-1	205	1/11/93	R	RPI '15	Carmel, Calif.	FA, '15
27	Gary, Shamiel	S	6-0	217	5/31/90	1	Oklahoma State '14	Tulsa, Okla.	FA, '15
21	Grimes, Brent	CB	5-10	185	7/19/83	9	Shippensburg '06	Philadelphia, Pa.	UFA, '13 (Atl.)
83	Hazel, Matt	WR	6-1	205	1/23/92	1	Coastal Carolina '14	North Augusta, S.C.	D6, '14
46	Hewitt, Neville	LB	6-2	235	4/6/93	R	Marshall '15	Conyers, Ga.	FA, '15
45	Hull, Mike	LB	6-0	237	5/25/91	R	Penn State '15	Cononsburg, Pa.	FA, '15
70	James, Ja'Wuan	T	6-6	315	6/3/92	2	Tennessee '14	Suwannee, Ga.	D1, '14
53	Jenkins, Jelani	LB	6-0	243	3/13/92	3	Florida '13	Olney, Md.	D4a, '13
85	Jennings, Greg	WR	6-0	198	9/21/83	10	Western Michigan '05	Kalamazoo, Mich.	FA, '15
68	John, Ulrick	T	6-5	311	5/20/92	2	Georgia State '14	Hinesville, Ga.	FA, '15
56	Johnson, James-Michael	LB	6-1	240	8/20/89	4	Nevada '12	Vallejo, Calif.	FA, '15
20	Jones, Reshad	S	6-1	218	2/25/88	6	Georgia '10	Atlanta, Ga.	D5b, '10
14	Landry, Jarvis	WR	5-11	202	11/28/92	2	LSU '15	Lutcher, La.	D2, '14
36	Lippett, Tony	CB	6-3	200	7/2/92	R	Michigan State '15	Detroit, Mich.	5d, '15
28	McCain, Bobby	CB	5-11	196	8/18/93	R	Memphis '15	Oxford, Ala.	D5a, '15
24	McCain, Brice	CB	5-9	190	12/10/86	7	Utah '08	Terrell, Texas	UFA '15 (Pit.)
66	McClendon, Jacques	C/G	6-3	320	12/10/87	4	Tennessee '09	Cleveland, Tenn.	FA, '15
26	Miller, Lamar	RB	5-10	225	4/25/91	4	Miami (FL) '13	Miami, Fla.	D4, '12
90	Mitchell, Earl	DT	6-3	310	9/25/87	6	Arizona '10	Houston, Texas	UFA, '14 (Hou.)
57	Moore, Damontre	DE	6-5	250	9/11/92	3	Texas A&M '13	Rowlett, Texas	Wai., '15 (NYG)
8	Moore, Matt	QB	6-3	220	8/9/84	9	Oregon State '07	Newhall, Calif.	UFA, '11 (Car.)
11	Parker, DeVante	WR	6-3	218	1/20/93	R	Louisville '15	Louisville, Ky.	D1, '15
29	Patmon, Tyler	CB	5-10	188	1/26/91	2	Oklahoma State '14	Round Rock, Texas	FA, '15
42	Paysinger, Spencer	LB	6-2	250	6/28/88	5	Oregon '10	Los Angeles, Calif.	UFA, '15 (NYG)
97	Phillips, Jordan	DT	6-6	330	10/15/92	R	Oklahoma '15	Towanda, Kan.	D2, '15
51	Pouncey, Mike	C	6-5	305	7/24/89	5	Florida '11	Lakeland, Fla.	D1, '11
79	Shelby, Derrick	DE	6-2	280	3/4/89	4	Utah '12	Houston, Texas	FA, '12
52	Sheppard, Kelvin	LB	6-2	249	1/2/88	5	LSU '11	Stone Mountain, Ga.	FA, '14
80	Sims, Dion	TE	6-4	268	2/18/91	3	Michigan State '14	Detroit, Mich.	D4b, '13
64	Smith, Shelley	G	6-4	310	5/21/87	6	Colorado State '10	Phoenix, Ariz.	FA, '15
10	Stills, Kenny	WR	6-0	198	4/22/92	3	Oklahoma '13	Carlsbad, Calif.	T, 2015 (N.O.)
86	Stoneburner, Jake	TE	6-3	250	8/25/89	2	Ohio State '13	Dublin, Ohio	FA, '14
93	Suh, Ndamukong	DT	6-4	320	1/6/87	6	Nebraska '09	Portland, Oregon	UFA '15 (Det.)
17	Tannehill, Ryan	QB	6-4	220	7/27/88	4	Texas A&M '12	Big Spring, Texas	D1, '12
22	Taylor, Jamar	CB	5-10	195	9/29/90	3	Boise State '13	San Diego, Calif.	D2, '13
63	Thomas, Dallas	G	6-5	315	10/30/89	3	Tennessee '13	Baton Rouge, La.	D3a, '13
5	Thomas, Logan	QB	6-6	250	7/1/91	2	Virginia Tech '14	Lynchburg, Va.	Wai., '15 (Ari.)
31	Thomas, Michael	S	5-11	201	3/17/90	3	Stanford '12	Houston, Texas	FA, '13
77	Turner, Billy	G	6-5	302	10/17/91	1	North Dakota State '14	Shoreview, Minn.	D3, '14
50	Vernon, Olivier	DE	6-2	275	10/7/90	4	Miami (FL) '13	Miami, Fla.	D3a, '12
49	Vigil, Zach	LB	6-2	240	3/28/91	R	Utah State '15	Clearfield, Utah	FA, '15
34	Williams, Damien	RB	5-11	225	4/3/92	2	Oklahoma '14	San Diego, Calif.	FA, '14

RESERVE/INJURED									
NO.	NAME	POS.	HT.	WT.	BIRTHDATE	EXP.	COLLEGE	HOMETOWN	HOW ACO. DATE PLACED
25	Delmas, Louis	S	5-11	208	4/12/87	6	Western Michigan '09	North Miami Beach, Fla.	FA, '14 8/25/15
18	Matthews, Rishard	WR	6-0	217	10/12/89	4	Nevada '12	Santa Ana, Calif.	D7b, '12 1/2/16
58	McCain, Chris	LB	6-5	245	11/21/91	2	California '14	Greensboro, N.C.	FA, '14 12/22/15
55	Misi, Koa	LB	6-3	255	1/17/87	6	Utah '10	Santa Rosa, Calif.	D2, '10 12/22/15
96	Thomas II, Robert	DT	6-3	325	2/18/91	1	Arkansas '14	Muskogee, Okla.	FA, '15 12/8/15
91	Wake, Cameron	DE	6-3	270	1/30/82	7	Penn State '05	Hyattsville, Md.	FA, '09 10/31/15
88	Williams, Brandon	TE	6-4	255	10/12/87	3	Oregon '13	Blue Island, Ill.	FA, '15 12/14/15

FLASHBACK...

TO THE 2015 MIAMI DOLPHINS SEASON



Week 1 at Washington - W, 17-10



Week 2 at Jacksonville - L, 20-23



Week 3 vs. Buffalo - L, 14-43



Week 4 vs. New York Jets (London) - L, 14-27



Week 6 at Tennessee - W, 38-10




Week 7 vs. Houston - W, 44-26



Week 8 at New England - L, 7-36



Week 9 at Buffalo - L, 17-33



Week 10 at Philadelphia - W, 20-19




Week 11 vs. Dallas - L, 14-24



Week 12 at New York Jets - L, 20-38



Week 13 vs. Baltimore - W, 15-13



Week 14 vs. New York Giants - L, 24-31



Week 15 at San Diego - L, 14-30



Week 16 vs. Indianapolis - L, 12-18



Week 17 vs. New England - W, 20-10



Dan Campbell Interim Head Coach

COLLEGE: TEXAS A&M
NFL: 16TH SEASON
DOLPHINS: FIFTH SEASON

PRO CAREER

Dan Campbell became the 11th head coach in Dolphins history when he was named the interim head coach on October 15, 2015. He became the third interim head coach in Dolphins history, following Jim Bates in 2004 and Todd Bowles in 2011.

At 39 years old, Campbell is the youngest head coach in the NFL. That distinction previously belonged to 43-year-old Mike McCoy of the San Diego Chargers. He also is the youngest head coach in Dolphins history. He took that title from Don Shula, who was 40 when he was hired in 1970. Additionally, he is one of nine NFL head coaches with NFL playing experience, and his 11 years in the league are second only to the 14 years of Dallas' Jason Garrett. The other NFL head coaches who played in the league: Bowles of the New York Jets (eight seasons), Ken Whisenhunt of the Tennessee Titans (8), Gary Kubiak of the Denver Broncos (9), Jack Del Rio of the Oakland Raiders (11), Ron Rivera of the Carolina Panthers (9), Sean Payton of the New Orleans Saints (1), and Jeff Fisher of the St. Louis Rams (5). It should be noted that Payton's NFL playing experience consisted of three games as a strike replacement player with the Chicago Bears in 1987.

Campbell served as Miami's tight ends coach for five seasons (2011-15). He originally joined the Dolphins prior to the 2010 season as a coaching intern/offense.


Campbell joined the Dolphins after 11 years of playing experience with the New York Giants (1999-2002), Dallas Cowboys (2003-05), Detroit Lions (2006-08) and New Orleans Saints (2009). A third-round selection of the Giants in the 1999 NFL draft, the former tight end appeared in a total of 114 games with 75 starts and caught 91 passes for 934 yards and 11 touchdowns.

Career record: 5-7.

PERSONAL

Campbell attended Texas A&M where he was a four-year letterwinner and agricultural development major. A native of Clifton, Texas, Campbell and his wife, Holly, have a son, Cody and a daughter, Piper.





2015 MIAMI DOLPHINS OFFENSIVE AND SPECIAL TEAMS COACHES



JOHN BENTON
OFFENSIVE LINE

Born December 13, 1963, Los Angeles, Calif. Offensive lineman Colorado State 1986-90. No pro playing experience. College coach: California University (Pa.) 1990-94, Colorado State 1996-2003. Pro coach: St. Louis Rams 2004-05, Houston Texans 2006-13, joined Dolphins in 2014.



JACK BICKNELL JR.
ASSISTANT OFFENSIVE LINE

Born February 7, 1963, North Plainfield, N.J. Center Boston College 1981-85. No pro playing experience. College coach: Boston College 1985-86, 2007-08, New Hampshire 1987-96, Louisiana Tech 1997-2006. Pro coach: New York Giants 2009-11, Kansas City Chiefs 2012, Pittsburgh Steelers 2013, joined Dolphins in 2014.



BEN JOHNSON
TIGHT ENDS

Born May 11, 1986, Charleston, S.C. Quarterback North Carolina 2004-08. No Pro playing experience. College coach: Boston College 2010-11. Pro coach: Joined Dolphins in 2012.



BEN MARTIN
OFFENSIVE ASSISTANT

Born May 3, 1983, Danvers, Mass. Offensive lineman Trinity 2002-05. No Pro playing experience. College coach: Curry College (MA) 2007, Merrimack College (MA) 2008-09, Texas A&M 2010-11, Princeton 2012, Wagner 2013. Pro coach: Joined Dolphins in 2014.



AL SAUNDERS
SENIOR OFFENSIVE ASSISTANT

Born February 1, 1947, London, England. Defensive back San Jose State 1966-68. No Pro playing experience. College coach: USC 1970-71, Missouri 1972, Utah State 1973-75, California 1976-81, Tennessee 1982. Pro coach: San Diego Chargers 1983-88, Kansas City Chiefs 1989-98, St. Louis Rams 1999-00, Chiefs 2001-05, Washington Redskins 2006-07, Rams 2008, Baltimore Ravens 2009-10, Oakland Raiders 2011-14, Joined Dolphins in 2015.



MIKE WAHLE
ASSISTANT TIGHT ENDS

Born March 29, 1977, Portland, Ore. Offensive lineman Navy 1995-98. Pro offensive lineman Green Bay 1998-04, Carolina 2005-07, Seattle 2008. No college coaching. Pro coach: Joined Dolphins in 2015.



PHIL MCGEOGHAN
WIDE RECEIVERS

Born July 8, 1979, in Springfield, Mass. Wide receiver Maine 1998-2000. Pro wide receiver Denver Broncos 2001. College coach: Maine 2007, Naval Academy Prep 2008, South Florida 2009-11. Pro coach: Joined Dolphins in 2012.



JEFF NIXON
RUNNING BACKS

Born October 16, 1974, Rochester, Pa. Running back West Virginia 1993-94, Penn State 1996. No pro playing experience. College coach: Penn State 1997, Princeton 1998, Shippensburg 1999-2002, Tennessee-Chattanooga 2003-05, Temple 2006. Pro Coach: Philadelphia Eagles 2007-10, joined Dolphins in 2011.



KEN O'KEEFE
SENIOR OFFENSIVE ASSISTANT

Born August 18, 1953, Milford, Conn. No pro playing experience. College coach: New Haven 1976-77, Allegheny 1986-97, Fordham 1998, Iowa 1999-2011. Pro coach: Joined Dolphins in 2012.



ZAC TAYLOR
QUARTERBACKS

Born May 10, 1983, Norman, Okla. Quarterback Nebraska 2005-06. Pro quarterback Tampa Bay Buccaneers 2007. College coach: Texas A&M 2011. Pro coach: Joined Dolphins in 2012.



DARREN RIZZI
**ASSISTANT HEAD COACH/
SPECIAL TEAMS COORDINATOR**

Born July 21, 1970, Hillsdale, N.J. Tight end Rhode Island 1988-91. College coach: Rhode Island 1992, Colgate 1993, New Haven 1993-97, Northeastern 1998, New Haven 1999-2001 (head coach), Rutgers 2002-07, Rhode Island 2008 (head coach). Pro coach: Joined Dolphins in 2009.



MARWAN MAALOUF
ASSISTANT SPECIAL TEAMS

Born November 26, 1976, Strongsville, Ohio. Guard Baldwin Wallace 1997-99. No pro playing experience. College coach: Baldwin Wallace 2000, Fordham 2001, Rutgers 2002-03. Pro coach: Cleveland Browns 2004-06, Baltimore Ravens 2008-11, Indianapolis Colts 2012, joined Dolphins in 2013.




2015 MIAMI DOLPHINS DEFENSIVE AND STRENGTH AND CONDITIONING COACHES



LOU ANARUMO

DEFENSIVE COORDINATOR

Born August 18, 1966, Staten Island, N.Y. Attended Wagner. No college or pro playing experience. College coach: U.S. Merchant Marine Academy 1989-90, 1992-94, Wagner 1990, Syracuse 1990-91, Harvard 1995-2000, Marshall 2001-03, Purdue 2004-11. Pro coach: Joined Dolphins in 2012.



BLUE ADAMS

ASSISTANT DEFENSIVE BACKS

Born October 15, 1979, Miami, Fla. Defensive back Cincinnati 1998-2003. Pro defensive back New York Giants/Jacksonville Jaguars 2003, Rhein Fire 2004, Tampa Bay Buccaneers 2005-06, Cincinnati Bengals 2007. College coach: Purdue 2010, Northern Iowa 2011. Pro coach: Joined Dolphins in 2012.



CHARLIE BULLEN

ASSISTANT DEFENSIVE LINE

Born September 28, 1984, Palatine, Ill. Attended Iowa. No college or pro playing experience. College coach: Iowa 2007-11. Pro coach: Joined Dolphins in 2012.



JEFF BURRIS

ASSISTANT DEFENSIVE BACKS

Born June 6, 1972, Rock Hill, S.C. Defensive back Notre Dame 1990-93. Pro defensive back Buffalo Bills 1994-97, Indianapolis Colts 1998-2001, Cincinnati Bengals 2002-03. College coach: Massachusetts 2012. Pro Coach: Sacramento Mountain Lions (UFL) 2011, joined Dolphins in 2013.



DAVID CORRAO

ASSISTANT LINEBACKERS

Born June 11, 1974, Mission Viejo, Calif. Running back San Diego 1992. No pro playing experience. College coach: Syracuse 2000-03, Northeastern 2004, Mississippi 2005-07. Pro coach: Joined Dolphins in 2008.



MARK DUFFNER

LINEBACKERS

Born July 19, 1953, Annandale, Va. Defensive lineman William & Mary 1972-74. No pro playing experience. College coach: Ohio State 1975-76, Cincinnati 1977-80, Holy Cross 1981-91 (HC 1986-91), Maryland 1992-96 (HC). Pro coach: Cincinnati Bengals 1997-02, Green Bay Packers 2003-05, Jacksonville Jaguars 2006-13, joined Dolphins in 2014.



TERRELL WILLIAMS

DEFENSIVE LINE

Born June 19, 1974, Los Angeles, Calif. Nose guard East Carolina 1995-98. No pro playing experience. College coach: Fort Scott CC 1998, North Carolina A&T 1999-2001, Youngstown State 2002-03, Akron 2004-05, Purdue 2006-09, Texas A&M 2010-11, Florida 2015. Pro coach: Oakland Raiders 2012-14, joined Dolphins in 2015.



DARREN KREIN

HEAD STRENGTH & CONDITIONING

Born July 7, 1971, Aurora, Colo. Linebacker/defensive end Miami 1989-93. Pro linebacker San Diego Chargers 1994, Barcelona Dragons (NFL) 1996. Pro coach: Seattle Seahawks 1997-98, 2002-09, joined Dolphins in 2011.



DAVE PULOKA

ASST. STRENGTH AND CONDITIONING

Born January 12, 1979, Arlington, Mass. Linebacker Holy Cross 1997-2000. No pro playing experience. College coach: Stevens Institute of Technology 2005, Virginia 2006. Pro coach: Atlanta Falcons 2007, joined Dolphins in 2008.



JAY KAISER

ASSISTANT TO THE HEAD COACH

Born April 8, 1974, Liberal, Kansas. Attended Bethany. No college or pro playing experience. College coach: Bethany 1993-96, Northwest Missouri State 1997-98, Northern Iowa 1999, Toledo 2001, Kansas State 2002-08. Pro coach: Tampa Bay Buccaneers 2009-11, joined Dolphins in 2012.



35 // S WALT AIKENS

HT: 6-1 // WT: 208 // BORN: 6/19/91 // COLLEGE: LIBERTY '14
ACQUIRED: D4, 2014 // NFL: SECOND SEASON // DOLPHINS: SECOND SEASON

PRO CAREER

2015 - Made first career start at Washington (9/13) and recorded two tackles ... Started second straight game of season at Jacksonville (9/20), registering four tackles ... Played 24 snaps on defense and made one tackle vs. Buffalo (9/27) ... Registered one tackle vs New York Jets (10/4) ... Played in 45 defensive snaps in 38-10 win at Tennessee (10/18) ... Started and helped the defense hold Houston's offense to zero first downs in its first seven drives in 44-26 win vs. Houston (10/25) ... Recorded four tackles in 43 defensive snaps at New England (10/29) ... Registered one tackle in 23 defensive snaps at Buffalo (11/8) ... Registered a season-high six tackles in start at Philadelphia (11/15) ... Registered one tackle vs. Dallas (11/22) ... Made two special teams stops at New York Jets (11/29) ... Had one special teams tackle in 15-13 win vs. Baltimore (12/6) ... Named captain and registered one special teams tackle vs. New York Giants (12/14) ... Played special teams at San Diego (12/20) ... Appeared on special teams units vs. Indianapolis (12/27) ... Played special teams in 20-10 win over New England (1/3/16).

2015 GAME-BY-GAME STATISTICS

DATE	OPPONENT	P/S	TCKSOLO	AST	SK	YDS	INT	YDS	PD	FF	FR
9/13	at Washington	1/1	2	2	0	0.0	0	0	0	0	0
9/20	at Jacksonville	1/1	4	2	2	0.0	0	0	0	0	0
9/27	BUFFALO	1/0	1	1	0	0.0	0	0	0	0	0
10/4	N.Y. JETS	1/0	1	1	0	0.0	0	0	0	0	0
10/18	at Tennessee	1/0	0	0	0	0.0	0	0	0	0	0
10/25	HOUSTON	1/1	0	0	0	0.0	0	0	0	0	0
10/29	at New England	1/0	4	3	1	0.0	0	0	0	0	0
11/8	at Buffalo	1/0	1	0	1	0.0	0	0	0	0	0
11/15	at Philadelphia	1/1	6	5	1	0.0	0	0	0	0	0
11/22	DALLAS	1/0	1	1	1	0.0	0	0	0	0	0
11/29	at N.Y. Jets	1/0	0	0	0	0.0	0	0	0	0	0
12/6	BALTIMORE	1/0	0	0	0	0.0	0	0	0	0	0
12/14	N.Y. GIANTS	1/0	0	0	0	0.0	0	0	0	0	0
12/20	at San Diego	1/0	0	0	0	0.0	0	0	0	0	0
12/27	INDIANAPOLIS	1/0	0	0	0	0.0	0	0	0	0	0
1/3	NEW ENGLAND	1/0	0	0	0	0.0	0	0	0	0	0
2015 TOTALS		16/4	20	14	6	0.0	0.0	0	0	0	0

WALT AIKENS' NFL REGULAR SEASON STATISTICS

YEAR	TEAM	GP	GS	TACKLES					INTERCEPTIONS					FUMBLES		
				TOT	SOLO	ASST	SK	YDS	NO	YDS	LG	TD	PD	FF	FR	YDS
2014	Miami	15	0	9	7	2	0.0	0.0	1	43	43	0	1	0	0	0
2015	Maimi	16	4	20	15	5	0.0	0.0	0	0	0	0	0	0	0	0
NFL TOTALS		31	4	29	22	7	0.0	0.0	1	43	43	0	1	0	0	0



23 // RB

JAY
AJAYI

HT: 6-0 // WT: 228 // BORN: 6/15/93 // COLLEGE: BOISE STATE '15
DRAFT: D5B, 149 // NFL: ROOKIE SEASON // DOLPHINS: ROOKIE SEASON

PRO CAREER

2015 - Activated from Reserved Injured/Designated to Return list on Nov. 7, 2015 ... Played in first career game and rushed for 41 yards on five carries (8.2 avg.) at Buffalo (11/8) ... Rushed for 48 yards on six carries (8.0 avg.) in 20-19 win at Philadelphia (11/15) ... Totaled four rushes for 13 yards (3.3 avg.) and two receptions for 23 yards (11.5 avg.) vs. Dallas (11/22) ... Caught four passes for 52 yards (13.0 avg.) and rushed three times for six yards (2.0 avg.) at New York Jets (11/29) ... Rushed for 12 yards on four carries (3.0 avg.) and scored on a two-point conversion in 15-13 victory against Baltimore (12/6) ... Rushed for 15 yards on three carries (5.0 avg.) and returned one kickoff for 15 yards (15.0 avg.) vs. New York Giants (12/14) ... Rushed for 27 yards and one touchdown on six carries (4.5 avg.) at San Diego (12/20) ... The touchdown, a 12-yard carry, was the first of his career ... Totaled 23 yards on nine carries (2.6 avg.) vs. Indianapolis (12/27) ... Rushed for two yards on seven carries (0.3 avg.) in 20-10 victory vs. New England (1/3/16).

2015 GAME-BY-GAME STATISTICS

RUSHING							RECEIVING						
DATE	OPPONENT	P/S	ATT.	YDS.	LG	TD	NO.	YDS.	LG	TD	W/L	SCORE	
9/13	at Washington		Injured Reserve	Designated to Return									
9/20	at Jacksonville		Injured Reserve	Designated to Return									
9/27	BUFFALO		Injured Reserve	Designated to Return									
10/4	N.Y. JETS		Injured Reserve	Designated to Return									
10/18	at Tennessee		Injured Reserve	Designated to Return									
10/25	HOUSTON		Injured Reserve	Designated to Return									
10/29	at New England		Injured Reserve	Designated to Return									
11/8	at Buffalo	1/0	5	41	23	0	0	0	0	0	L	33-17	
11/15	at Philadelphia	1/0	6	48	24	0	0	0	0	0	W	20-19	
11/22	DALLAS	1/0	4	13	5	0	2	23	20	0	L	24-14	
11/29	at N.Y. JETS	1/0	3	6	5	0	4	52	15	0	L	38-20	
12/6	BALTIMORE	1/0	4	12	4	0	0	0	0	0	W	15-13	
12/14	N.Y. GIANTS	1/0	5	15	9	0	0	0	0	0	L	31-24	
12/20	at San Diego	1/0	6	27	12t	1	1	15	15	0	L	30-14	
12/27	INDIANAPOLIS	1/0	9	23	10	0	0	0	0	0	L	18-12	
1/3	NEW ENGLAND	1/0	7	2	4	0	0	0	0	0	L	20-10	
2015 TOTALS		9/0	49	187	24	1	7	90	20	0	2-7		

JAY AJAYI'S NFL REGULAR SEASON STATISTICS

YEAR	TEAM	GP	GS	RUSHING					RECEIVING				
				ATT.	YDS.	AVG.	LG	TD	NO.	YDS.	AVG.	LG	TD
2015	Miami	9	0	49	187	3.8	24	1	7	90	12.9	20	0
CAREER TOTALS				49	187	3.8	24	1	7	90	12.9	20	0



76 // T BRANDEN ALBERT


HT: 6-5 // WT: 320 // BORN: 11/4/84 // COLLEGE: VIRGINIA '09
ACQUIRED: UFA, 2014 (K.C.) // NFL: EIGHTH SEASON // DOLPHINS: SECOND SEASON

PRO CAREER

2015 - Recorded first start of the season at Washington (9/13) after coming back from a knee injury that sidelined him for the second half of the 2014 season ... Started second straight game at Jacksonville (9/20) ... Inactive with a hamstring injury vs. Buffalo (9/27) ... Inactive vs New York Jets (10/4) ... Returned to action in a start at Tennessee (10/18) and helped lead the offense to 434 total yards, including Miami's first 100-yard rushing game of the season ... Named team captain and helped lead the offense to 503 total yards in 44-26 victory vs. Houston (10/25) ... Opened lanes for RB Lamar Miller to gain 175 yards and one touchdown on 14 carries (12.5 avg.) and also the first back-to-back 100-plus rushing yard games of Miller's career ... Provided protection for QB Ryan Tannehill to have the first perfect passer rating (158.3) of his career and tie a career-high of four touchdown passes ... Started and played all 63 offensive snaps at New England (10/29) ... Played all 69 offensive snaps of the 100th game in his career at Buffalo (11/8) and helped the offense pass for 318 yards and rush for 106 yards and two touchdowns ... Played all 67 offensive snaps at Philadelphia (11/15) opening lanes for the offense to rush for 99 yards, pass for 217 yards and two touchdowns ... Posted 100th career start and played all 48 offensive snaps vs. Dallas (11/22) ... Helped protect quarterback Ryan Tannehill allowing him to complete 33-of-58 passing attempts for 351 yards and three touchdowns in start at New York Jets (11/29) ... Played all 48 offensive snaps in start vs. Baltimore (12/15), opening lanes for the offense to rush for 137 yards ... Helped the offense rush for 128 yards, including 101 yards in the first half vs. New York Giants (12/14) and protected QB Ryan Tannehill to throw for 236 yards and one touchdown while only allowing one sack as a unit ... Started at San Diego (12/20) before leaving game with an injury ... Started at tackle vs. Indianapolis (12/27) ... Started and helped offense produce 438 yards in 20-10 win vs. New England (1/3/16).

BRANDEN ALBERT'S NFL REGULAR SEASON STATISTICS

GAMES/STARTS: (Kansas City) 2008: 15/15, 2009: 14/14, 2010: 15/15, 2011: 16/16, 2012: 13/11, 2013: 12/12, (Miami) 2014: 9/9, 2015: 14/14 **NFL TOTALS: 108/106**



84 // TE

JORDAN CAMERON

HT: 6-5 // WT: 260 // BORN: 8/7/88 // COLLEGE: SOUTHERN CALIFORNIA '10
ACQUIRED: UFA, 2015 (CLE.) // NFL: FIFTH SEASON // DOLPHINS: FIRST SEASON

PRO CAREER


2015 - Caught four passes for 73 yards (18.3 avg.) in Miami Dolphins debut at Washington (9/13) ... Posted three catches for 62 yards (20.7 avg.) in second-straight start at Jacksonville (9/20) ... His 135 receiving yards in the first two games of the season are the third-most for a tight end in franchise history through the first two games ... Appeared in 50th career game vs. Buffalo (9/27) and recorded three catches for 16 yards (5.3 avg.) ... Caught two passes for 19 yards (9.5 avg.) in start vs. New York Jets (10/4) ... Caught three passes for 30 yards (10.0 avg.) and one touchdown at Tennessee (10/18) ... The touchdown against Tennessee was the first of the season and his first as a member of the Miami Dolphins ... Caught two passes for 23 yards in start (11.5 avg.) vs. Houston (10/25) ... Caught two passes for 34 yards (17.0 avg.) in start at New England (10/29) ... Caught one pass for six yards (6.0 avg.) at Buffalo (11/8) ... The reception was the 150th of his career ... Caught one pass for five yards (5.0 avg.) in start at Philadelphia (11/15) ... Caught two passes for 21 yards (10.5 avg.), including a 12-yard touchdown from quarterback Ryan Tannehill in start vs. Dallas (11/22) ... Hauled in two catches for 13 yards (6.5 avg.) at New York Jets (11/29) ... Caught one pass for four yards (4.0 avg.) in 15-13 win vs. Baltimore (12/6) ... Totaled three receptions for 35 yards (11.7 avg.) in start vs. New York Giants (12/14) ... Caught one pass for five yards (5.0 avg.) at San Diego (12/20) ... Recorded three receptions for 34 yards (11.3 avg.) in start vs. Indianapolis (12/27) ... Caught two passes for six yards (3.0 avg.) and one touchdown in 20-10 win vs. New England (1/3/16).

2015 GAME-BY-GAME STATISTICS

DATE	OPPONENT	P/S	NO.	RECEIVING			RUSHING				W/L	SCORE
				YDS.	LG	TD	ATT.	YDS.	LG	TD		
9/13	at Washington	1/1	4	73	27	0	0	-	-	-	W	17-10
9/20	at Jacksonville	1/1	3	62	26	0	0	-	-	-	L	23-20
9/27	BUFFALO	1/1	3	16	10	0	0	-	-	-	L	41-14
10/2	NEW YORK JETS	1/1	2	19	11	0	0	-	-	-	L	27-14
10/18	at Tennessee	1/1	3	30	13	1	0	-	-	-	W	38-10
10/25	HOUSTON	1/1	2	23	12	0	0	-	-	-	W	44-26
10/29	at New England	1/1	2	34	29	0	0	-	-	-	L	36-7
11/8	at Buffalo	1/1	1	6	6	0	0	-	-	-	L	33-17
11/15	at Philadelphia	1/1	1	5	5	0	0	-	-	-	W	20-19
11/22	DALLAS	1/1	2	21	12t	1	0	-	-	-	L	24-14
11/29	at New York Jets	1/1	2	13	7	0	0	-	-	-	L	38-20
12/6	BALTIMORE	1/1	1	4	4	0	0	-	-	-	W	15-13
12/14	NEW YORK GIANTS	1/1	3	35	17	0	0	-	-	-	L	31-24
12/20	at San Diego	1/1	1	5	5	0	0	-	-	-	L	30-14
12/27	INDIANAPOLIS	1/1	3	34	15	0	0	-	-	-	L	18-12
1/3	NEW ENGLAND	1/1	2	6	4	1	0	-	-	-	W	20-10
2015 TOTALS		16/16	35	386	29	3	0	-	-	-	6-10	

JORDAN CAMERON'S NFL REGULAR SEASON STATISTICS

YEAR	TEAM			RECEIVING					RUSHING				
		GP	GS	NO.	YDS.	AVG.	LG	TD	ATT.	YDS.	AVG.	LG	TD
2011	Cleveland	8	2	6	33	5.5	15	0	0	0	–	0	0
2012	Cleveland	14	6	20	226	11.3	28	1	0	0	–	0	0
2013	Cleveland	15	14	80	917	11.5	53	7	0	0	–	0	0
2014	Cleveland	10	9	24	424	17.7	81t	2	0	0	–	0	0
2015	Miami	16	16	35	386	11.0	29	3	0	0	–	0	0
NFL TOTALS		63	47	165	1,986	12.0	81t	13	0	0	–	0	0



62 // DT DEANDRE COLEMAN

HT: 6-3 // WT: 324 // BORN: 1/27/91 // COLLEGE: CALIFORNIA '14
ACQUIRED: FA '15 // NFL: FIRST SEASON // DOLPHINS: FIRST SEASON

PRO CAREER

CAREER TRANSACTIONS: Activated from the Dolphins practice squad on Dec. 14, 2015 ... Signed to the Dolphins practice squad on Nov. 18, 2015 ... Released off the Denver Broncos practice squad on Nov. 3, 2015 ... Signed to the Denver Broncos practice squad on Sept. 23, 2015 ... Released off the practice squad by the Miami Dolphins on Sept. 15, 2015 ... Signed to the Miami Dolphins practice squad on Sept. 6, 2015 ... Released by the Miami Dolphins on Sept. 5, 2015 ... Activated from the Dolphins practice squad on Dec. 23, 2014 ... Signed to the Dolphins practice squad on Oct. 21, 2014 ... Released by the Dolphins on Oct. 18, 2014 ... Signed by the Dolphins from Jacksonville's practice squad on Sept. 23, 2014 ... Signed to Jacksonville's practice squad on Sept. 1, 2014 ... Waived by Jacksonville on Aug. 29, 2014 ... Originally signed by Jacksonville as an undrafted college free agent on May 12, 2014.

2015 - Made season debut playing defense and special teams vs. New York Giants (12/14) ... Registered three tackles at San Diego (12/20) ... Played defense and special teams vs. Indianapolis (12/27) ... Registered one tackle and help limit the New England offense to 196 yards in 20-10 win vs. New England (1/3/16).

2014 - Played in one game with the Dolphins as a rookie ... Did not record any statistics ... Made NFL debut at Oakland in London (9/28).

COLLEGE

Four-year letterman at California ... Did not miss a game during his career ... Played in 49 career games with 25 starts ... Recorded 125 tackles, 26.5 tackles for loss, 7.5 sacks, three passes defended, two fumble recoveries and four quarterback pressures ... Started all 12 games as a senior in 2013 ... Named a third-team All-Pac 12 selection as a senior ... Recorded a career-high nine tackles for loss and finished first among defensive linemen with 40 tackles ... Played in 12 games with 11 starts as a junior in 2012 ... Led the team with 8.5 tackles for loss and added 3.0 sacks, 48 tackles, one pass defended and one fumble recovery ... Played in all 13 games with two starts as a sophomore in 2011 ... Recorded 19 tackles, six tackles for loss and two sacks ... Played in all 12 games as a freshman in 2010 ... Recorded 18 tackles, three tackles for loss, one pass defended and one fumble recovery ... Majored in social welfare.

PERSONAL


Attended Garfield High School in Seattle, Wash ... Was the only player from the state of Washington to play in the prestigious U.S. Army All-American Bowl ... Named as a Parade All-America and first-team All-State selection as a senior in 2008 after making 46 tackles and two sacks ... Participated in the Miami Dolphins "All-Community Team" program along with his fellow defensive linemen under the group name "First Line of Defense" ... As part of the program, they purchased tickets, food vouchers, T-shirts and parking to each of the team's regular season home games and donated them to a charitable organization ... Full name is Deandre Lamar Coleman.

2015 GAME-BY-GAME STATISTICS

DATE	OPPONENT	P/S	TCKSOLO	AST SK	YDS	INT	YDS PD	FF	FR
9/13	at Washington		Practice Squad						
9/20	at Jacksonville		Not On an NFL Roster						
9/27	BUFFALO		Denver Broncos Practice Squad						
10/4	N.Y. JETS		Denver Broncos Practice Squad						
10/18	at Tennessee		Denver Broncos Practice Squad						
10/25	HOUSTON		Denver Broncos Practice Squad						
10/29	at New England		Denver Broncos Practice Squad						
11/8	at Buffalo		Not On an NFL Roster						
11/15	at Philadelphia		Not On an NFL Roster						
11/22	DALLAS		Practice Squad						
11/29	at N.Y. Jets		Practice Squad						
12/6	BALTIMORE		Practice Squad						
12/14	N.Y. GIANTS	1/0	0	0	0.0	0.0	0	0	0
12/20	at San Diego	1/0	3	3	0	0.0	0.0	0	0
12/27	INDIANAPOLIS	1/0	0	0	0	0.0	0.0	0	0
1/3	NEW ENGLAND	1/0	1	1	0	0.0	0.0	0	0
2015 TOTALS		4/0	4	4	0	0.0	0.0	0	0

DEANDRE COLEMAN'S NFL REGULAR SEASON STATISTICS

YEAR	TEAM	GP	GS	TACKLES					INTERCEPTIONS					FUMBLES		
				TOT	SOLO	ASST	SK	YDS	NO	YDS	LG	TD	PD	FF	FR	YDS
2014	Miami	1	0	0	0	0	0.0	0.0	0	0	-	0	0	0	0	0
2015	Miami	4	0	4	4	0	0.0	0.0	0	0	-	0	0	0	0	0
NFL TOTALS		5	0	4	4	0	0.0	0.0	0	0	-	0	0	0	0	0



98 // DE QUINTON COPLES

HT: 6-6 // WT: 290 // BORN: 6/22/90 // COLLEGE: NORTH CAROLINA '12
ACQUIRED: WAI, 2015 (NYJ) // NFL: FOURTH SEASON // DOLPHINS: FIRST SEASON

PRO CAREER

Career Transactions - Claimed off waivers by the Miami Dolphins on Nov. 24, 2015 ... Waived by the New York Jets on Nov. 23, 2015 ... Selected in the first round (16th overall) of the 2012 NFL Draft.

2015 - Played 10 games for the New York Jets registering eight tackles ... Made his Dolphins debut at New York Jets (11/29) ... Played defense in 15-13 win vs. Baltimore (12/6) ... Played a reserve role on defense vs. New York Giants (12/14) and helped limit the Giants to 92 rushing yards ... Played on defense at San Diego (12/20) ... Saw action on defense vs. Indianapolis (12/27) ... Saw action on defense in 20-10 win vs. New England (1/3/16).

2014 - Started 15 of 16 games for the New York Jets registering 37 tackles, 10 tackles for a loss, 6.5 sacks and one forced fumble.

2013 - Started 15 of 16 games for the New York Jets posting 39 tackles, 11 tackles for a loss, 4.5 sacks and one forced fumble.

2012 - Played 16 games with two starts recording 30 tackles, nine tackles for a loss and one pas defended.

COLLEGE

Finished his career at North Carolina with starts in 26 of 50 games and registered 144 tackles, 40.5 of which were for loss, 24 sacks, four passes defended, five forced fumbles and two fumble recoveries ... Became the first defensive lineman at North Carolina to be selected to consecutive All-ACC first-teams since Julius Peppers in 2000 and 2001 ... Returned to defensive end as a senior and earned first-team All-ACC honors ... Finished the season fourth on the team with 55 tackles and led the team in both tackles for loss (15.5) and sacks (7.5) ... Ranked third in the ACC with three forced fumbles ... Recovered a fumble, broke up two passes and had seven quarterback hurries ... Moved from defensive end to defensive tackle his junior season ... Earned first-team All-ACC honors and was named second-team All-America by Scout.com ... Played in all 13 games, and made 12 starts, ranking third in the ACC and 16th in the country in sacks per game ... Finished fourth on the team with 59 total tackles and had a team-high 12 quarterback pressures, two pass breakups and two forced fumbles ... In the school's Music City Bowl win over Tennessee, finished with six tackles, including 1.5 sacks, two quarterback hurries and one forced fumble.

PERSONAL

SuperPrep All-America and named as Atlanta Journal-Constitution Super Southern 100 ... Played in the U.S. Army All-America game ... Transferred to Hargrave Military in Virginia for his senior season and led team with eight sacks ... Had 63 tackles and seven sacks as a junior at Kinston High School.

2015 GAME-BY-GAME STATISTICS

DATE	OPPONENT	P/S	TCK	SOLO	AST	SK	YDS	INT	YDS	PD	FF	FR
9/13	CLEVELAND	1/1	1	0	1	0.0	0.0	0	0	0	0	1
9/20	at Indianapolis	1/1	1	0	1	0.0	0.0	0	0	0	0	0
9/27	PHILADELPHIA	1/0	4	2	2	0.0	0.0	0	0	0	0	0
10/4	at Miami	1/0	0	0	0	0.0	0.0	0	0	0	0	0
10/18	WASHINGTON	1/0	1	1	0	0.0	0.0	0	0	0	0	0
10/25	at New England	1/0	0	0	0	0.0	0.0	0	0	0	0	0
11/1	at Oakland	1/0	1	1	0	0.0	0.0	0	0	0	0	0
11/8	JACKSONVILLE	1/0	0	0	0	0.0	0.0	0	0	0	0	0
11/12	BUFFALO	1/0	0	0	0	0.0	0.0	0	0	0	0	0
11/22	at Houston	1/0	0	0	0	0.0	0.0	0	0	0	0	0
Signed by Dolphins												
11/29	at N.Y. Jets	1/0	0	0	0	0.0	0.0	0	0	0	0	0
12/6	BALTIMORE	1/0	0	0	0	0.0	0.0	0	0	0	0	0
12/14	N.Y. GIANTS	1/0	0	0	0	0.0	0.0	0	0	0	0	0
12/20	at San Diego	1/0	0	0	0	0.0	0.0	0	0	0	0	0
12/27	INDIANAPOLIS	1/0	0	0	0	0.0	0.0	0	0	0	0	0
1/3	NEW ENGLAND	1/0	0	0	0	0.0	0.0	0	0	0	0	0
2015 TOTALS		16/2	8	4	4	0.0	0.0	0	0	0	0	1

QUINTON COPLES' NFL REGULAR SEASON STATISTICS

YEAR	TEAM	GP	GS	TACKLES					INTERCEPTIONS					FUMBLES		
				TOT	SOLO	ASST	SK	YDS	NO	YDS	LG	TD	PD	FF	FR	YDS
2012	N.Y. Jets	16	2	30	22	8	5.5	40.5	0	0	-	0	1	0	0	0
2013	N.Y. Jets	14	13	39	25	14	4.5	26.5	0	0	-	0	2	1	0	0
2014	N.Y. Jets	16	15	37	26	11	6.5	42.0	0	0	-	0	0	1	0	0
2015	N.Y.J./Miami	16	2	8	4	4	0.0	0.0	0	0	-	0	0	0	1	0
NFL TOTALS		61	32	114	77	37	16.5	109.0	0	0	-	0	3	2	1	0



4 // P MATT DARR

HT: 6-1 // WT: 220 // BORN: 7/2/92 // COLLEGE: TENNESSEE '15
DRAFT: FA, 2015 // NFL: ROOKIE SEASON // DOLPHINS: ROOKIE SEASON

PRO CAREER


2015 - Made his NFL debut at Washington (9/13)...Recorded a 54.3 average per punt against the Redskins which is the sixth-highest single-game average in team history and the best by a rookie ... It was also the highest punting average for a Dolphins' opening day ... Totaled six punts for 289 yards (48.2 avg.) at Jacksonville (9/20) with a net of 39.5 ... Registered four punts for 196 yards (49.0 avg.) with a net of 47.3 vs. Buffalo (9/27) ... Recorded a career high with three punts inside of the 20-yard line ... Punted the ball seven times for 322 yards (46.0 avg.) vs New York Jets (10/4) ... His 322 punting yards were tied for the fourth-most by a Dolphins rookie in franchise history ... Punted three times for 131 yards (43.7 avg.) at Tennessee (10/18) ... Booted five punts for 246 yards (49.2 avg.) in 44-26 victory vs. Houston (10/25) ... Punted six times for 349 yards (58.2 avg.) at New England (10/29), including a 70-yard punt in the second quarter which tied for the longest punt by a rookie in Dolphins history ... Had three punts for 114 yards (38.0 avg.) at Buffalo (11/8) ... Punted eight times for 393 yards (49.1 avg.) and a net of 42.0 in 20-19 victory at Philadelphia (11/15) ... Recorded seven punts for 305 yards (43.6 avg.), including five inside the 20-yard line, which is second-most in a game in team history, vs. Dallas (11/22) ... Punted eight times for 360 yards (45.0 avg.) at New York Jets (11/29), including one inside the 20-yard line ... Booted nine punts for 412 yards (45.8 avg.) in 15-13 win vs. Baltimore (12/6) ... Punted six times for 280 yards (46.7 avg.), including four inside the 20-yard line vs. New York Giants (12/14) ... Had eight punts for 366 yards (45.8 avg.) at San Diego (12/20) ... Punted three times for 157 yards (52.3 avg.) vs. Indianapolis (12/27) ... Punted five times for 243 yards (48.6 avg.) in 20-10 vs. New England (1/3/16).

2015 GAME-BY-GAME STATISTICS

DATE	OPPONENT	GP	NO.	YDS	AVG.	RET	YDS	NET	TB	IN20	LG	BK
9/13	at Washington	1	4	217	54.3	2	23	43.5	1	1	63	0
9/20	at Jacksonville	1	6	289	48.2	3	32	39.5	1	0	54	0
9/27	BUFFALO	1	4	196	49.0	2	7	47.3	0	3	59	0
10/4	N.Y. JETS	1	7	322	46.0	4	32	41.4	0	2	59	0
10/18	at Tennessee	1	3	131	43.7	1	14	39.0	0	1	47	0
10/25	HOUSTON	1	5	246	49.2	2	21	41.0	1	2	55	0
10/29	at New England	1	6	349	58.2	4	38	45.2	2	1	70	0
11/8	at Buffalo	1	3	114	38.0	0	0	31.3	1	2	48	0
11/15	at Philadelphia	1	8	393	49.1	7	57	42.0	0	1	64	0
11/22	DALLAS	1	7	305	43.6	2	18	38.1	1	5	50	0
11/29	at N.Y. Jets	1	8	360	45.0	6	96	33.0	0	2	55	0
12/6	BALTIMORE	1	9	412	45.8	5	47	38.3	1	2	59	0
12/14	N.Y. GIANTS	1	6	280	46.7	2	35	37.5	1	4	68	0
12/20	at San Diego	1	8	366	45.8	6	44	40.3	0	1	53	0
12/27	INDIANAPOLIS	1	3	157	52.3	2	35	40.7	0	1	59	0
1/3	NEW ENGLAND	1	5	243	48.6	2	27	39.2	1	2	56	0
2015	Totals	16	92	4,380	47.6	50	526	39.7	10	30	70	0

MATT DARR’S NFL REGULAR SEASON STATISTICS

YEAR	TEAM	GP	NO.	YDS.	AVG.	OPP. RET.	YDS.	NET	TB	IN20	LG	BK
2015	Miami	16	92	4,380	47.6	50	526	39.7	10	30	70	0
NFL TOTALS		16	92	4,380	47.6	50	526	39.7	10	30	70	0



92 // LS

JOHN DENNEY

HT: 6-5 // WT: 252 // BORN: 12/13/78 // COLLEGE: BRIGHAM YOUNG '05
ACQUIRED: FA, 2005 // NFL: 11TH SEASON // DOLPHINS: 11TH SEASON

PRO CAREER

2015 - Made season debut at Washington (9/13) ... Played in second-straight game at Jacksonville (9/20) ... Recorded one special teams tackle vs Buffalo (9/27) ... Played nine special teams snaps vs New York Jets (10/4) ... Appeared on nine special teams snaps at Tennessee (10/18). ... Played special teams in 44-26 victory vs. Houston (10/25) ... Contributed on special teams at New England (10/29) ... Played special teams at Buffalo (11/8) ... Registered three special teams tackles in 20-19 victory at Philadelphia (11/15) ... Played special teams vs. Dallas (11/22) ... Contributed on special teams vs. New York Jets (11/29) ... Snapped vs. Baltimore (12/6) ... Played vs. New York Giants (12/14) ... Played special teams at San Diego (12/20) ... Contributed on special teams vs. Indianapolis (12/27) ... Played and extended his team-high consecutive games played to 176 games vs. New England (1/3/16).

JOHN DENNEY'S NFL REGULAR SEASON STATISTICS

GAMES/STARTS: 2005: 16/0, 2006: 16/0, 2007: 16/0, 2008: 16/0, 2009: 16/0, 2010: 16/0, 2011: 16/0, 2012: 16/0, 2013: 16/0, 2014: 16/0, 2015: 16/0 **NFL TOTALS: 176/0**



75 // G

JAMIL
DOUGLAS

HT: 6-4 // WT: 310 // BORN: 2/28/92 // COLLEGE: ARIZONA STATE '15
DRAFT: D4, 114 // NFL: ROOKIE SEASON // DOLPHINS: ROOKIE SEASON

PRO CAREER

2015 - Made his NFL debut starting at guard in a 17-10 victory at Washington (9/13) ... Started in second straight game at Jacksonville (9/20) and played all 68 snaps on offense ... Started and played on all 78 offensive snaps vs Buffalo (9/27) ... Started and played all 64 offensive snaps in first international series game (London) vs New York Jets (10/4) ... Played six special teams snaps in the 38-10 victory at Tennessee (10/18) ... Played in 11 offensive snaps and seven special teams snaps in 44-26 victory over Houston (10/25) ... Appeared on special teams at New England (10/29) ... Played special teams at Buffalo (11/8) ... Contributed on special teams in 20-19 win at Philadelphia (11/15) ... Saw action on special teams vs. Dallas (11/22) ... Played center in relief of an injured Mike Pouncey at New York Jets (11/29) and helped protect quarterback Ryan Tannehill allowing him to complete 33-of-58 passing attempts for 351 yards and three touchdowns ... Contributed on special teams vs. Baltimore (12/6) ... Played special teams vs. New York Giants (12/14) ... Played center after an injury to Mike Pouncey at San Diego (12/20) ... Made first career start at center vs. Indianapolis (12/27) ... Started at center and helped offense produce 438 yards in 20-10 win vs. New England (1/3/16).

JAMIL DOUGLAS'S NFL REGULAR SEASON STATISTICS

GAMES/STARTS: 2015, 16/6 NFL TOTALS: 16/6



78 // DE TERRENCE FEDE

HT: 6-4 // WT: 278 // BORN: 11/19/91 // COLLEGE: MARIST '14
ACQUIRED: D7, 2014 // NFL: SECOND SEASON // DOLPHINS: SECOND SEASON

PRO CAREER

2015 - Recorded six tackles in vicotry at Washington (9/13) ... Posted one tackle at Jacksonville (9/20) ... Registered one tackle in 24 defensive snaps vs. Buffalo (9/27) ... Played 17 defensive snaps and 13 special teams snaps vs New York Jets (10/4) ... Played in 15 defensive snaps and seven special teams snaps, registering two tackles in the 38-10 victory at Tennessee (10/18) ... Registered two tackles in 44-26 victory vs. Houston (10/25) ... Totaled two tackles at New England (10/29) ... Played in a reserve role on defense at Buffalo (11/8) ... Registered one tackle on defense in 20-19 win at Philadelphia (11/15) ... Helped hold Philadelphia, who entered the game ranked as the 10th best rushing attack in the NFL, to 83 yards and a 2.3 ypc average ... Saw action on defense and special teams vs. Dallas (11/22) ... Played special teams at New York Jets (11/29) ... Recorded one tackle in 15-13 win vs. Baltimore (12/6) ... Inactive vs. New York Giants (12/14) ... Played special teams at San Diego (12/20) ... Contributed on special teams vs. Indianapolis (12/27) ... Played defense and special teams and helped limit the New England offense to 196 yards in 20-10 win vs. New England (1/3/16).

2015 GAME-BY-GAME STATISTICS

DATE	OPPONENT	P/S	TCKSOLO	AST	SK	YDS	INT	YDS	PD	FF	FR
9/13	at Washington	1/0	6	4	2	0.0	0.0	0	0	0	0
9/20	at Jacksonville	1/0	1	1	0	0.0	0.0	0	0	0	0
9/27	BUFFALO	1/0	1	0	1	0.0	0.0	0	0	0	0
10/4	N.Y. JETS	1/0	0	0	0	0.0	0.0	0	0	0	0
10/18	at Tennessee	1/0	2	1	1	0.0	0.0	0	0	0	0
10/25	HOUSTON	1/0	2	1	1	0.0	0.0	0	0	0	0
10/29	at New England	1/0	2	0	2	0.0	0.0	0	0	0	0
11/8	at Buffalo	1/0	0	0	0	0.0	0.0	0	0	0	0
11/15	at Philadelphia	1/0	1	1	0	0.0	0.0	0	0	0	0
11/22	DALLAS	1/0	0	0	0	0.0	0.0	0	0	0	0
11/29	at N.Y. Jets	1/0	0	0	0	0.0	0.0	0	0	0	0
12/6	BALTIMORE	1/0	1	1	0	0.0	0.0	0	0	0	0
12/14	N.Y. GIANTS					Inactive					
12/20	at San Diego	1/0	0	0	0	0.0	0.0	0	0	0	0
12/27	INDIANAPOLIS	1/0	0	0	0	0.0	0.0	0	0	0	0
1/3	NEW ENGLAND	1/0	0	0	0	0.0	0.0	0	0	0	0
2015 TOTALS		15/0	16	9	7	0.0	0.0	0	0	0	0

TERRENCE FEDE'S NFL REGULAR SEASON STATISTICS

YEAR TEAM	GP	GS	TACKLES					INTERCEPTIONS					FUMBLES		
			TOT	SOLO	ASST	SK	YDS	NO	YDS	LG	TD	PD	FF	FR	YDS
2014 Miami	11	0	10	8	2	1.0	5.0	0	0	-	0	0	0	0	0
2015 Miami	15	0	16	9	7	0.0	0.0	0	0	-	0	0	0	0	0
NFL TOTALS	26	0	26	17	9	1.0	5.0	0	0	-	0	0	0	0	0



74 // T

JASON
FOX


HT: 6-6 // WT: 310 // BORN: 5/2/88 // COLLEGE: MIAMI (FLA.) '10
ACQUIRED: UFA, 2014 (DET.) // NFL: SIXTH SEASON // DOLPHINS: SECOND SEASON

PRO CAREER

2015 - Inactive at Washington (9/13) ... Made season debut at Jacksonville (9/20) while replacing an injured Branden Albert at left tackle ... Posted first start of the season and played all 78 offensive snaps vs. Buffalo (9/27) ... Made second consecutive start vs New York Jets (10/4) and played in 61 offensive snaps ... Played two offensive snaps and six special teams plays in victory at Tennessee (10/18) ... Played seven offensive snaps and seven special teams snaps in 44-26 victory vs. Houston (10/25) ... Appeared in a reserve role on offense at New England (10/29) ... Played all 69 offensive snaps and helped the offense pass for 318 yards and rush for 106 yards and two touchdowns while starting at right tackle at Buffalo (11/8) ... Played all 67 offensive snaps at Philadelphia (11/15), opening lanes for offense to rush for 99 yards and pass for 217 yards and two touchdowns ... Played all 48 offensive snaps in start vs. Dallas (11/22) ... Helped protect quarterback Ryan Tannehill allowing him to complete 33-of-58 passing attempts for 351 yards and three touchdowns in start at New York Jets (11/29) ... Played all 48 offensive snaps in start in 15-13 win over Baltimore (12/6), opening lanes for the offense to rush for 137 yards ... Helped the offense to rush for 128 yards, including 101 yards in the first half vs. New York Giants (12/14) and protected QB Ryan Tannehill to throw for 236 yards and one touchdown while only allowing one sack as a unit ... Started at tackle at San Diego (12/20) ... Started at tackle vs. Indianapolis (12/27) ... Started and helped offense produce 438 yards in 20-10 win vs. New England (1/3/16).

JASON FOX'S NFL REGULAR SEASON STATISTICS

GAMES/STARTS: 2010: 4/0; 2011: Inactive; 2012: 1/0; 2013: 8/3; 2014: 9/2; 2015: 15/11 **NFL TOTALS: 37/16**



3 // K

ANDREW FRANKS

HT: 6-1 // WT: 205 // BORN: 1/11/93 // COLLEGE: RENSSELAER POLYTECHNIC INSTITUTE
'15
DRAFT: FA, 2015 // NFL: ROOKIE SEASON // DOLPHINS: ROOKIE SEASON

PRO CAREER

2015 - Made his NFL debut in 17-10 victory at Washington (9/13) and made first career field goal from 22 yards ... Connected on two field goals, including a career-long 48-yard field goal at Jacksonville (9/20) ... Handled kicking duties vs. Buffalo (9/27) ... Kicked two extra point vs New York Jets (10/4) ... Handled kicking duties at Tennessee (10/18), making one field goal from 30 yards and five extra points ... Made one field goal from 53 yards vs Houston (10/25), which tied the franchise-record for longest by a rookie ... Handled kicking duties at New England (10/29) ... Kicked a 48-yard field goal and two extra points at Buffalo (11/8) ... Booted two field goals and two extra points in victory at Philadelphia (11/15) ... Kicked two extra points and handled kickoff duties vs. Dallas (11/22) ... Made two-of-three extra points at New York Jets (11/29) ... Made one extra point in 15-13 victory against Baltimore (12/6) ... Connected on a 36-yard field goal and three extra points vs. New York Giants (12/14) ... Handled kickoff duties and made two extra points at San Diego (12/20) ... Kicked two field goals vs. Indianapolis (12/27) ... Made two of three field goals, kicked two extra points and handled kickoff duties vs. New England (1/3/16).

2015 GAME-BY-GAME STATISTICS

DATE	OPPONENT	GP	FGM	FGA	PCT.	LG.	XP	XPA	PCT	BLK	PTS
9/13	at Washington	1	1	1	100	22	2	2	100	0	5
9/20	at Jacksonville	1	2	3	66.7	48	2	2	100	0	8
9/27	BUFFALO	1	0	0	-	-	0	1	0.0	0	0
10/4	N.Y. JETS	1	0	0	-	-	2	2	100	0	2
10/18	at Tennessee	1	1	1	100	30	5	5	100	0	8
10/25	HOUSTON	1	1	1	100	53	5	6	83.3	0	8
10/29	at New England	1	0	1	0.0	-	1	1	100	0	1
11/8	at Buffalo	1	1	1	100	48	2	2	100	0	5
11/15	at Philadelphia	1	2	2	100	48	2	2	100	0	8
11/22	DALLAS	1	0	0	-	-	2	2	100	0	2
11/29	at N.Y. Jets	1	0	0	-	-	2	3	66.7	0	2
12/6	BALTIMORE	1	0	0	-	-	1	1	100	0	2
12/14	N.Y. GIANTS	1	1	1	100	36	3	3	100	0	6
12/20	at San Diego	1	0	0	-	-	2	2	100	0	2
12/27	INDIANAPOLIS	1	2	2	100	33	0	0	-	0	6
1/3	NEW ENGLAND	1	2	3	66.7	38	2	2	100	0	8
2015 TOTALS		16	13	16	81.3	53	33	36	91.4	0	72

ANDREW FRANKS' NFL REGULAR SEASON STATISTICS

YEAR	TEAM	GP	FGM	FGA	PCT.	LG	XP	XPA	PCT.	BLK	PTS
2015	Miami	16	13	16	81.3	53	33	36	91.7	0	72
NFL TOTALS		16	13	16	81.3	53	33	36	91.7	0	72



27 // S SHAMIEL GARY

HT: 6-0 // WT: 217 // BORN: 5/31/90 // COLLEGE: OKLAHOMA STATE '13
ACQUIRED: FA, 2015 // NFL: FIRST SEASON // DOLPHINS: FIRST SEASON

PRO CAREER

CAREER TRANSACTIONS: Signed to the active roster off the Dolphins practice squad on Nov. 28, 2015 ... Signed to the Dolphins practice squad on Nov. 4, 2015 ... Waived by the Dolphins on Aug. 10, 2015 ... Signed by the Dolphins on Jan. 8, 2015 ... Signed to Chicago's practice squad on Oct. 13, 2014 ... Waived by Chicago on Oct. 11, 2014 ... Signed by Chicago on Oct. 8, 2014 ... Waived by New England on Aug. 30, 2014 ... Originally signed by New England as an undrafted college free agent on May 12, 2014.

2015 - Played in first career game and registered two tackles at New York Jets (11/29) ... Registered three tackles vs. Baltimore (12/6) ... Totaled one tackle vs. New York Giants (12/14) ... Played defense and special teams at San Diego (12/20) ... Played defense and special teams, registering three tackles vs. Indianapolis (12/27) ... Had one tackle in win vs. New England (1/3/16).

2014 - Spent part of the season on Chicago's practice squad.

COLLEGE

Two-year letterman at Oklahoma State (2012-13) ... Transferred from Wyoming (2009-10) ... Played in 24 career games with 23 starts for Oklahoma State ... Recorded 311 tackles (192 solo), seven tackles for loss, six interceptions, 26 passes defended and one forced fumble ... Started at strong safety in all 10 regular season games as a senior in 2012 ... Also saw action in the Cotton Bowl against Missouri ... Recorded 47 tackles (39 solo), two tackles for loss and a team-leading nine pass breakups ... Started all 13 games at strong safety as a junior in 2012 ... Recorded 72 tackles and two interceptions ... Redshirted in 2011 after transferring from Wyoming ... Played in 23 career games with 22 starts for Wyoming ... Started all 10 games as a sophomore at Wyoming in 2010 ... Recorded 94 tackles, one tackle for loss, four pass breakups and one interception ... Had a career-high 17 tackles against Boise State ... Started 12 of 13 games at strong safety as a freshman in 2009 ... Was a freshman All-American ... Recorded 98 tackles ... Tied a school record at Wyoming when he intercepted three Weber State passes in his first collegiate game ... Majored in psychology.

PERSONAL

Attended Booker T. Washington High School in Tulsa, Okla ... Won the Oklahoma 5A State Championship in 2008 ... Named the 5A District 3 Defensive Player of the Year as a senior ... Recorded 124 tackles and eight sacks as a safety ... Born May 31, 1990.

2015 GAME-BY-GAME STATISTICS

DATE	OPPONENT	P/S	TCK	SOLO	AST	SK	YDS	INT	YDS	PD	FF	FR
9/13	at Washington						Not On An NFL Roster					
9/20	at Jacksonville						Not On An NFL Roster					
9/27	BUFFALO						Not On An NFL Roster					
10/4	N.Y. JETS						Not On An NFL Roster					
10/18	at Tennessee						Not On An NFL Roster					
10/25	HOUSTON						Not On An NFL Roster					
10/29	at New England						Not On An NFL Roster					
11/8	at Buffalo						Practice Squad					
11/15	at Philadelphia						Practice Squad					
11/22	DALLAS						Practice Squad					
11/29	at N.Y. Jets	1/0	2	1	1	0.0	0.0	0	0	0	0	0
12/6	BALTIMORE	1/0	3	2	1	0.0	0.0	0	0	0	0	0
12/14	N.Y. GIANTS	1/0	1	1	0	0.0	0.0	0	0	0	0	0
12/20	at San Diego	1/0	0	0	0	0.0	0.0	0	0	0	0	0
12/27	INDIANAPOLIS	1/0	3	3	0	0.0	0.0	0	0	0	0	0
1/3	NEW ENGLAND	1/1	1	0	1	0.0	0.0	0	0	0	0	0
2015 TOTALS		6/1	10	7	3	0.0	0.0	0	0	0	0	0

SHAMIEL GARY'S NFL REGULAR SEASON STATISTICS

YEAR	TEAM	GP	GS	TACKLES					INTERCEPTIONS					FUMBLES		
				TOT	SOLO	ASST	SK	YDS	NO	YDS	LG	TD	PD	FF	FR	YDS
2014	Chicago			PRACTICE SQUAD												
2015	Miami	6	1	10	7	3	0.0	0.0	0	0	0	0	0	0	0	0



21 // CB

BRENT GRIMES

HT: 5-10 // WT: 185 // BORN: 7/19/83 // COLLEGE: SHIPPENSBURG '06
ACQUIRED: UFA, 2013 (ATL) // NFL: NINTH SEASON // DOLPHINS: THIRD SEASON

PRO CAREER

2015 - Registered first interception of the season in 17-10 victory at Washington (9/13)... Totaled six tackles and two passes defended at Jacksonville (9/20) ... Started vs. Buffalo (9/27) and racked up two tackles ... Registered two tackles in start vs New York Jets (10/4) ... Posted two tackles, four passes defended and one interception in 38-10 victory at Tennessee (10/18) ... Registered three tackles and two passes defended vs. Houston (10/25) ... Helped the defense hold Houston's offense to zero first downs in its first seven drives of the game ... Registered two tackles in the start at New England (10/29) ... Totaled a season-high seven tackles, including a tackle for a loss, in start at Buffalo (11/8) ... Inactive due to illness at Philadelphia (11/15) ... Returned to action in start vs. Dallas (11/22), registering five tackles and one interception, picking off quarterback Tony Romo and returning it 17 yards ... Registered four tackles and one pass defended at New York Jets (11/29) ... Tallied four tackles and one pass defended vs. Baltimore (12/6) ... Registered three tackles in start vs. New York Giants (12/14) ... Racked up three tackles and one interception at San Diego (12/20) ... Posted two tackles in start vs. Indianapolis (12/27) ... Registered one tackle and helped limit the offense to 193 yards in start vs. New England (1/3/16).


2015 GAME-BY-GAME STATISTICS

DATE	OPPONENT	P/S	TCKSOLO	AST	SK	YDS	INT	YDS	PD	FF	FR
9/13	at Washington	1/1	2	1	1	0.0	0.0	1	2	1	0
9/20	at Jacksonville	1/1	6	5	1	0.0	0.0	0	0	2	0
9/27	BUFFALO	1/1	2	2	0	0.0	0.0	0	0	0	0
10/4	N.Y. JETS	1/1	2	2	0	0.0	0.0	0	0	0	0
10/18	at Tennessee	1/1	2	1	1	0.0	0.0	1	0	4	0
10/25	HOUSTON	1/1	3	2	1	0.0	0.0	0	0	2	0
10/29	at New England	1/1	2	2	0	0.0	0.0	0	0	0	0
11/8	at Buffalo	1/1	7	7	0	0.0	0.0	0	0	0	0
11/15	at Philadelphia					Inactive					
11/22	DALLAS	1/1	5	4	1	0.0	0.0	1	17	1	0
11/29	at N.Y. Jets	1/1	5	5	0	0.0	0.0	0	0	1	0
12/6	BALTIMORE	1/1	4	3	1	0.0	0.0	0	0	1	0
12/14	N.Y. GIANTS	1/1	3	3	0	0.0	0.0	0	0	0	0
12/20	at San Diego	1/1	3	2	1	0.0	0.0	1	1	2	0
12/27	INDIANAPOLIS	1/1	2	2	0	0.0	0.0	0	0	0	0
1/3	NEW ENGLAND	1/1	1	1	0	0.0	0.0	0	0	0	0
2015 TOTALS		15/15	49	42	7	0.0	0.0	4	20	14	0

BRENT GRIMES' NFL REGULAR SEASON STATISTICS

YEAR	TEAM	GP GS		TACKLES					INTERCEPTIONS					FUMBLES		
				TOT	SOLO	ASST	SK	YDS	NO	YDS	LG	TD	PD	FF	FR	YDS
2006	Atlanta	2	0	PRACTICE SQUAD					0	0	0	0	0	0	0	0
2007	Atlanta	12	6	31	28	3	0.0	0.0	1	25	25	0	6	0	0	0
2008	Atlanta	16	8	60	56	4	0.0	0.0	6	17	11	0	13	0	1	0
2009	Atlanta	16	16	81	70	11	0.0	0.0	5	84	36	0	23	0	0	0
2010	Atlanta	12	12	46	35	11	0.0	0.0	1	29	29	0	14	1	0	0
2011	Atlanta	1	1	6	6	0	0.0	0.0	0	0	0	0	0	0	0	0
2012	Atlanta	16	16	60	52	8	0.0	0.0	4	102	94t	1	17	0	0	0
2013	Miami	16	16	57	47	10	0.0	0.0	5	80	32	1	12	1	0	0
2014	Miami	15	15	49	42	7	0.0	0.0	4	20	17	0	14	0	0	0
NFL TOTALS		106	90	401	346	55	0.0	0.0	26	357	94t	2	99	2	1	0
MIAMI TOTALS		46	46	166	141	25	0.0	0.0	13	202	94t	2	43	1	0	0

[illegible]



46 // LB

NEVILLE HEWITT

HT: 6-2 // WT: 235 // BORN: 4/6/93 // COLLEGE: MARSHALL '15
DRAFT: FA, 2015 // NFL: ROOKIE SEASON // DOLPHINS: ROOKIE SEASON

PRO CAREER


2015 - Made his NFL debut in 17-10 victory at Washington (9/13) ... Saw action on special teams at Jacksonville (9/20) ... Played in 19 snaps on special teams vs. Buffalo (9/27) ... Played 20 snaps on special teams and registered three special teams tackles vs New York Jets (10/4) ... Recorded two tackles in 38-10 victory at Tennessee (10/18) ... Registered two tackles, including one tackle for loss in 44-26 win vs. Houston (10/25) ... Played 22 snaps on special teams at New England (10/29) ... Registered one special teams tackle at Buffalo (11/8) ... Played special teams and saw extended action on defense at Philadelphia (11/15), registering six tackles ... Made first career start vs. Dallas (11/22) and posted four tackles and his first career interception, picking off quarterback Tony Romo in the third quarter ... Registered four tackles at New York Jets (11/29) ... Recorded two tackles in 15-13 win vs. Baltimore (12/6) ... Played defense and special teams vs. New York Giants (12/14) ... Posted three tackles, including one tackle for a loss at San Diego (12/20) ... Registered three tackles, one pass defended and one special teams tackle vs. Indianapolis (12/27) ... Tied for team-high six tackles, including one tackle for a loss and one pass defended in start vs. New England (1/3/16).

2015 GAME-BY-GAME STATISTICS

DATE	OPPONENT	P/S	TCKSOLO	AST	SK	YDS	INT	YDS	PD	FF	FR
9/13	at Washington	1/0	0	0	0	0.0	0	0	0	0	0
9/20	at Jacksonville	1/0	0	0	0	0.0	0	0	0	0	0
9/27	BUFFALO	1/0	0	0	0	0.0	0	0	0	0	0
10/4	N.Y. JETS	1/0	0	0	0	0.0	0	0	0	0	0
10/18	at Tennessee	1/0	2	1	1	0.0	0	0	0	0	0
10/25	HOUSTON	1/0	2	2	0	0.0	0	0	0	0	0
10/29	at New England	1/0	0	0	0	0.0	0	0	0	0	0
11/8	at Buffalo	1/0	0	0	0	0.0	0	0	0	0	0
11/15	at Philadelphia	1/0	6	6	0	0.0	0	0	0	0	0
11/22	DALLAS	1/1	4	2	2	0.0	1	0	1	0	0
11/29	at N.Y. Jets	1/0	4	2	2	0.0	0	0	0	0	0
12/6	BALTIMORE	1/0	2	1	1	0.0	0	0	0	0	0
12/14	N.Y. GIANTS	1/0	0	0	0	0.0	0	0	0	0	0
12/20	at San Diego	1/0	3	2	1	0.0	0	0	0	0	0
12/27	INDIANAPOLIS	1/0	3	2	1	0.0	0	0	1	0	0
1/3	NEW ENGLAND	1/1	6	4	2	0.0	0	0	1	0	0
2015 TOTALS		16/2	32	22	10	0.0	0.0	1	0	3	0

NEVILLE HEWITT'S NFL REGULAR SEASON STATISTICS

		TACKLES							INTERCEPTIONS					FUMBLES		
YEAR	TEAM	GP	GS	TOT	SOLO	ASST	SK	YDS	NO	YDS	LG	TD	PD	FF	FR	YDS
2015	Miami	16	2	32	22	10	0	0	1	0	0	0	3	0	0	0
NFL TOTALS		16	2	32	22	10	0	0	1	0	0	0	3	0	0	0



45 // LB

MIKE
HULL

HT: 6-0 // WT: 237 // BORN: 5/25/91 // COLLEGE: PENN STATE '15
ACQUIRED: FA, 2015 // NFL: ROOKIE SEASON // DOLPHINS: ROOKIE SEASON

PRO CAREER

Career Transactions: Signed to the active roster on January 2, 2016 ... Signed to the practice squad on December 1, 2015 ... Released by the Dolphins on November 28, 2015 ... Signed to the active roster on November 14, 2015 ... Signed to the Dolphins practice squad on September 6, 2015 ... Waived by the Dolphins on September 5, 2015 ... Signed by the Dolphins as an undrafted college free agent on May 8, 2015.

2015 - Made NFL debut and registered one tackle in 20-19 win at Philadelphia (11/15).

2015 GAME-BY-GAME STATISTICS

DATE	OPPONENT	P/S	TCKSOLO	AST	SK	YDS	INT	YDS	PD	FF	FR
9/13	at Washington					Practice Squad					
9/20	at Jacksonville					Practice Squad					
9/27	BUFFALO					Practice Squad					
10/4	N.Y. JETS					Practice Squad					
10/18	at Tennessee					Practice Squad					
10/25	HOUSTON					Practice Squad					
10/29	at New England					Practice Squad					
11/8	at Buffalo					Practice Squad					
11/15	at Philadelphia	1/0	1	1	0	0.0	0.0	0	0	0	0
11/22	DALLAS	1/0	0	0	0	0.0	0.0	0	0	0	0
11/29	at N.Y. Jets					Practice Squad					
12/6	BALTIMORE					Practice Squad					
12/14	N.Y. GIANTS					Practice Squad					
12/20	at San Diego					Practice Squad					
12/27	INDIANAPOLIS					Practice Squad					
1/3	NEW ENGLAND	1/0	0	0	0	0.0	0.0	0	0	0	0
2015 TOTALS		3/0	1	1	0	0.0	0.0	0	0	0	0

MIKE HULL'S NFL REGULAR SEASON STATISTICS

YEAR	TEAM	GP GS		TACKLES						INTERCEPTIONS					FUMBLES		
				TOT	SOLO	ASST	SK	YDS		NO	YDS	LG	TD	PD	FF	FR	YDS
2015	Miami	3	0	1	1	0	0.0	0.0		0	0	0	0	0	0	0	0



70 // T JA'WUAN JAMES


HT: 6-6 // WT: 315 // BORN: 6/3/92 // COLLEGE: TENNESSEE '14
ACQUIRED: D1, 2014 // NFL: SECOND SEASON // DOLPHINS: SECOND SEASON

PRO CAREER

2015 - Started at right tackle in a 17-10 victory at Washington (9/13) ... Started at Jacksonville (9/20) and played in all 68 offensive snaps ... Started and played in 72 offensive snaps vs. Buffalo (9/27) ... Made 20th consecutive start and played all 64 offensive snaps vs New York Jets (10/4) ... Helped the offense reach 424 total yards, including the first 100-yard rushing game of the season in start at Tennessee (10/18) ... Helped lead the offense to 503 total yards in 44-26 victory vs. Houston (10/25) ... Opened lanes for RB Lamar Miller to gain 175 yards and one touchdown on 14 carries (12.5 avg.) and also the first back-to-back 100-plus rushing yard games of Miller's career ... Provided protection for QB Ryan Tannehill to have the first perfect passer rating (158.3) of his career and tie a career-high of four touchdown passes ... Started at tackle at New England (10/29) before leaving the game due to injury ... Inactive at Buffalo (11/8) ... Inactive at Philadelphia (11/15) ... Inactive vs. Dallas (11/22) ... Inactive at New York Jets (11/29) ... Inactive vs. Baltimore (12/6) ... Inactive vs. New York Giants (12/14) ... Inactive at San Diego (12/20) ... Inactive vs. Indianapolis (12/27) ... Inactive vs. New England (1/3/16).

JA'WUAN JAMES' NFL REGULAR SEASON STATISTICS

GAMES/STARTS: 2014: 16/16; 2015: 7/7 **NFL TOTALS: 23/23**



53 // LB

JELANI JENKINS

HT: 6-0 // WT: 243 // BORN: 3/13/92 // COLLEGE: FLORIDA '13
ACQUIRED: D4A, 2013 // NFL: THIRD SEASON // DOLPHINS: THIRD SEASON

PRO CAREER

2015 - Posted first start of the season at Washington (9/13) and totaled 11 tackles ... Posted a game-high 12 tackles in start at Jacksonville (9/20) ... Along with S Reshad Jones, recorded double-digit tackles for the second-consecutive week which marked the first time a Dolphins player has recorded double digit tackles in the first two weeks of a season since Zach Thomas accomplished the feat in 2007 ... With nine solo tackles against the Jaguars, he surpassed the 100-solo tackle mark for his career ... Started and finished with three tackles vs. Buffalo (9/27) ... Registered four tackles in start vs New York Jets (10/4) ... Posted seven tackles, including one tackle for a loss and one fumble recovery in start at Tennessee (10/18) ... Registered three tackles, including one tackle for a loss and forced one fumble in 44-26 victory vs. Houston (10/25) ... Helped the defense hold Houston's offense to zero first downs in their first seven drives of the game ... Registered five tackles, including one tackle for a loss in start at New England (10/29) ... Registered three tackles in start at Buffalo (11/8) ... Registered five tackles in start at Philadelphia (11/15) ... Inactive due to injury vs. Dallas (11/22) ... Returned from injury to start at New York Jets (11/29) and register two tackles ... Recorded seven tackles and one pass defended in win vs. Baltimore (12/6) ... Registered eight tackles, including one tackle for a loss in start vs. New York Giants (12/14) ... Inactive at San Diego (12/20) ... Started and registered one tackle before leaving game due to injury vs. Indianapolis (12/27) ... Inactive vs. New England (1/3/16).

2015 GAME-BY-GAME STATISTICS

DATE	OPPONENT	P/S	TCKSOLO	AST	SK	YDS	INT	YDS	PD	FF	FR
9/13	at Washington	1/1	11	7	4	0.0	0.0	0	0	0	0
9/20	at Jacksonville	1/1	12	9	3	0.0	0.0	0	0	0	0
9/27	BUFFALO	1/1	3	3	0	0.0	0.0	0	0	0	0
10/4	N.Y. JETS	1/1	4	3	1	0.0	0.0	0	0	1	0
10/18	at Tennessee	1/1	7	4	3	0.0	0.0	0	0	0	1
10/25	HOUSTON	1/1	3	3	0	0.0	0.0	0	0	0	1
10/29	at New England	1/1	5	3	2	0.0	0.0	0	0	0	0
11/8	at Buffalo	1/1	3	3	0	0.0	0.0	0	0	0	0
11/15	at Philadelphia	1/1	5	4	1	0.0	0.0	0	0	0	0
11/22	DALLAS					Inactive					
11/29	at N.Y. Jets	1/1	2	1	1	0.0	0.0	0	0	1	0
12/6	BALTIMORE	1/1	7	3	4	0.0	0.0	0	0	1	0
12/14	N.Y. GIANTS	1/1	8	6	2	0.0	0.0	0	0	0	0
12/20	at San Diego					Inactive					
12/27	INDIANAPOLIS	1/1	1	1	0	0.0	0.0	0	0	0	0
1/3	NEW ENGLAND					Inactive					
2015 TOTALS		13/13	71	50	21	0.0	0.0	0	0	3	1

JELANI JENKINS' NFL REGULAR SEASON STATISTICS

YEAR	TEAM	GP	GS	TACKLES				INTERCEPTIONS					FUMBLES		
				TOT	SOLO	ASST	SK	YDS	NO	YDS	LG	TD	PD	FF	FR
2013	Miami	16	0	11	10	1	0.0	0.0	0	0	-	0	0	0	0
2014	Miami	15	14	108	81	27	3.5	26.5	0	0	-	0	1	2	0
2015	Miami	13	13	71	50	21	0.0	0.0	0	0	-	0	3	1	1
NFL TOTALS		44	27	190	141	49	3.5	26.5	0	0	-	0	4	3	1



85 // WR

GREG JENNINGS

HT: 6-0 // WT: 198 // BORN: 9/21/83 // COLLEGE: WESTERN MICHIGAN '05
ACQUIRED: FA, 2015 // NFL: 10TH SEASON // DOLPHINS: FIRST SEASON

PRO CAREER

2015 - Started at wide receiver and caught three passes for 29 yards (9.7 avg.) at Washington (9/13) in Dolphins debut ... Started at wide receiver at Jacksonville (9/20) ... Named captain and started vs. Buffalo (9/27), catching one pass for nine yards (9.0 avg.) ... Totaled three receptions for 15 yards (5.0 avg.) in start vs. New York Jets (10/4) ... Caught one pass for 13 yards (13.0 avg.) in 38-10 victory at Tennessee (10/18) ... Caught two passes for 37 yards (18.5 avg.) in 44-26 victory over Houston (10/25) ... Saw action at wide receiver at New England (10/29) ... Played wide receiver at Buffalo (11/8) ... Caught one pass for nine yards (9.0 avg.) in 20-19 win at Philadelphia (11/15) ... Started vs. Dallas (11/22) ... Caught two passes for nine yards (4.5 avg.) and one touchdown at New York Jets (11/29) ... Played offense in 15-13 victory vs. Baltimore (12/6) ... Recorded two receptions for 12 yards (6.0 avg.) vs. New York Giants (12/14) ... Played wide receiver at San Diego (12/20) ... Played on offense vs. Indianapolis (12/27) ... Had a season-high 74 yards on four catches (18.5 avg.) in 20-10 win vs. New England (1/3/16).

2015 GAME-BY-GAME STATISTICS

DATE	OPPONENT	P/S	NO.	RECEIVING			RUSHING				W/L	SCORE
				YDS.	LG	TD	ATT.	YDS.	LG	TD		
9/13	at Washington	1/1	3	29	11	0	0	0	-	0	W	17-10
9/20	at Jacksonville	1/1	0	0	0	0	0	0	-	0	L	23-10
9/27	BUFFALO	1/1	1	10	10	0	0	0	-	0	L	41-14
10/2	NEW YORK JETS	1/1	3	15	9	0	0	0	-	0	L	27-14
10/18	at Tennessee	1/0	1	13	13	0	0	0	-	0	W	38-10
10/25	HOUSTON	1/0	2	37	23	0	0	0	-	0	W	44-26
10/29	at New England	1/0	0	0	0	0	0	0	-	0	L	36-7
11/8	at Buffalo	1/0	0	0	0	0	0	0	-	0	L	33-17
11/15	at Philadelphia	1/0	1	9	9	0	0	0	-	0	W	20-19
11/22	DALLAS	1/1	0	0	0	0	0	0	-	0	L	24-14
11/29	at New York Jets	1/0	2	9	5t	1	0	0	-	0	L	38-20
12/6	BALTIMORE	1/0	0	0	0	0	0	0	-	0	W	15-12
12/14	NEW YORK GIANTS	1/0	2	12	7	0	0	0	-	0	L	31-24
12/20	at San Diego	1/0	0	0	0	0	0	0	-	0	L	30-14
12/27	INDIANAPOLIS	1/0	0	0	0	0	0	0	-	0	L	18-12
1/3	NEW ENGLAND	1/0	4	74	31	0	0	0	-	0	W	20-10
2015 TOTALS			16/5	19	208	31	1	0	0	-	0	6-10

GREG JENNINGS' NFL REGULAR SEASON STATISTICS

YEAR	TEAM	GP	GS	RECEIVING					RUSHING				
				NO.	YDS.	AVG.	LG	TD	ATT.	YDS.	AVG.	LG	TD
2006	Green Bay	14	11	45	632	14.0	75t	3	0	0	0.0	0	0
2007	Green Bay	13	13	53	920	17.4	82t	12	0	0	0.0	0	0
2008	Green Bay	16	15	80	1,292	16.2	63	9	0	0	0.0	0	0
2009	Green Bay	16	13	68	1,113	16.4	83t	4	0	0	0.0	0	0
2010	Green Bay	16	16	76	1,265	16.6	86t	12	1	-1	-1.0	-1	0
2011	Green Bay	13	13	67	949	14.2	79t	9	0	0	0.0	0	0
2012	Green Bay	8	5	36	366	10.2	45	4	0	0	0.0	0	0
2013	Minnesota	15	15	68	804	11.8	70t	4	0	0	0.0	0	0
2014	Minnesota	16	13	59	742	12.6	38	6	0	0	0.0	0	0
2015	Miami	16	5	19	208	10.9	31	1	0	0	0.0	-	0
NFL TOTALS		143	119	571	8,291	14.5	86t	64	1	-1	-1.0	-1	0



68 // T

ULRICK
JOHN

HT: 6-5 // WT: 311 // BORN: 5/20/1992 // COLLEGE: GEORGIA STATE '14
ACQUIRED: FA, 2015 // NFL: SECOND SEASON // DOLPHINS: FIRST SEASON

PRO CAREER

Career Transactions - Signed by the Dolphins off the Indianapolis Colts practice squad on Oct. 31, 2015 ... Signed to the Colts' practice squad on Sept. 6, 2015 ... Waived by the Colts on Sept. 5, 2015 ... Placed on injured reserve by the Colts on Aug. 26, 2014 ... Selected in the seventh round (232nd overall) of the 2014 NFL Draft by the Indianapolis Colts.

2015 - Inactive at Buffalo (11/8) ... Inactive at Philadelphia (11/15) ... Inactive vs. Dallas (11/22) ... Inactive at New York Jets (11/29) ... Inactive vs. Baltimore (12/6) ... Inactive vs. New York Giants (12/14) ... Made NFL and Dolphins debut at San Diego (12/20) seeing action at tackle ... Was active but did not play vs. Indianapolis (12/27) ... Played special teams vs. New England (1/3/16).

2014 - Placed on injured reserve on August 26, 2014 by the Indianapolis Colts.

COLLEGE

Started in 25 of the 36 games he appeared in and earned All-Sun Belt Conference honorable mention selection as a senior in 2013 ... Two-year starter at left tackle.

PERSONAL

Attended Bradwell Institute (Hinesville, GA) where he lettered in football, basketball and baseball ... Two-time first-team all-region selection in 3-A ... Played center, defensive end and long snapper registering 26 tackles with nine tackles for a loss and returning two fumbles for a touchdown.

ULRICK JOHN'S NFL REGULAR SEASON STATISTICS

GAMES/STARTS: 2015: 2/0 **NFL TOTALS:** 2/0



56 // LB JAMES-MICHAEL JOHNSON

HT: 6-1 // WT: 240 // BORN: 8/20/89 // COLLEGE: NEVADA '12
ACQUIRED: FA, 2015 // NFL: FOURTH SEASON // DOLPHINS: FIRST SEASON

PRO CAREER

Career Transactions - Re-signed by the Dolphins on December 22, 2015 ... Released by the Dolphins on December 1, 2015 ... Signed as a free agent by the Dolphins on November 17, 2015 ... Released by Detroit on November 14, 2015 ... Signed by Detroit on November 4, 2015 ... Released by Jacksonville on October 28, 2015 ... Signed by Jacksonville on October 4, 2015 ... Released by Tampa Bay on September 15, 2015 ... Claimed off waivers by Tampa Bay on September 6, 2015 ... Waived by Kansas City on September 5, 2015 ... Claimed off waivers by Kansas City on September 1, 2013 ... Waived by Cleveland on August 31, 2013 ... Originally selected as a fourth-round pick, (120th overall) of the Cleveland Browns in the 2012 NFL Draft.

2015 - Has played in five games this season for Tampa Bay (one game), Jacksonville (two games) and Miami (two games) registering no statistics ... Made his Dolphins debut vs. Dallas (11/22) ... Inactive at New York Jets (11/29) ... Registered one special teams tackle and assisted on one special teams tackle vs. Indianapolis (12/27) ... Registered one special teams tackle vs. New England 1/3/16).

2014 - Played in all 16 games, with nine starts, recording 47 tackles, four tackles for loss, one pass defended and one forced fumble, while adding four special teams tackles ... Posted a career-high 11 tackles against San Francisco (10/5/14) and contributed two tackles for loss and a forced fumble ... Registered a career-best three special teams tackles against San Diego (12/28/14).

2013 - Played in all 16 games, with one start for Kansas City, registering nine tackles, including one sack for seven yards, one forced fumble, one pass defended and eight special teams tackles.

2012 - Started eight-of-10 games for the Cleveland Browns, posting 32 tackles, including two tackles for a loss and two special teams tackles.

COLLEGE

Started 50-of-54 games at Nevada (2007-11), totaling 299 tackles, 8.5 sacks, seven forced fumbles, three interceptions and two fumble recoveries ... As a senior, started all 13 contests (2011), posting 101 tackles, 2.5 sacks, two forced fumbles, one fumble recovery and one interception ... In his junior campaign (2010), recorded 88 tackles, eight tackles for loss, three forced fumbles, 2.5 sacks, two passes defended and one fumble recovery ... In 2009, as a sophomore, started all 12 games, notching 57 tackles, 11.5 for loss, five passes defended and one interception ... As a redshirt freshman (2008) registered as 49 tackles and 12.5 tackles for loss, one forced fumble and one interception ... Redshirted in 2007 ... Majored in psychology.

PERSONAL

Attended Rodriguez High School (Fairfield, California) ... Set the school record for sacks ... Also played basketball and baseball ... Born James-Michael Johnson on August 20, 1989 in Vallejo, California.

2015 GAME-BY-GAME STATISTICS

DATE	OPPONENT	P/S	TCK	SOLO	AST	SK	YDS	INT	YDS	PD	FF	FR
9/13	TENNESSEE	1/0	With Tampa Bay, Registering No Statistics									
9/20	at Jacksonville		With Tampa Bay, Inactive									
9/27	BUFFALO		Not On An NFL Roster									
10/11	at Tampa Bay		With Jacksonville, Registering No Statistics									
10/18	HOUSTON	1/0	With Jacksonville, Registering No Statistics									
10/25	HOUSTON	1/0	With Jacksonville, Registering No Statistics									
10/29	at New England		Not On An NFL Roster									
11/8	at Buffalo		With Detroit, Inactive									
11/15	at Philadelphia		Not On An NFL Roster									
			Signed with Dolphins									
11/22	DALLAS	1/0	0	0	0	0.0	0.0	0	0	0	0	0
11/29	at N.Y. Jets		Inactive									
12/6	BALTIMORE		Not On An NFL Roster									
12/14	N.Y. GIANTS		Not On An NFL Roster									
12/20	at San Diego		Not On An NFL Roster									
12/27	INDIANAPOLIS	1/0	0	0	0	0.0	0.0	0	0	0	0	0
1/3	NEW ENGLAND	1/0	0	0	0	0.0	0.0	0	0	0	0	0
2015 TOTAL		6/0	0	0	0	0.0	0.0	0	0	0	0	0

JAMES-MICHAEL JOHNSON' NFL REGULAR SEASON STATISTICS

YEAR	TEAM	GP	GS	TACKLES				YDS	INTERCEPTIONS					FUMBLES		
				TOT	SOLO	ASST	SK		NO	YDS	LG	TD	PD	FF	FR	YDS
2012	Cleveland	10	8	32	17	15	0.0	0.0	0	0	-	0	0	0	0	0
2013	Kansas City	16	1	9	9	0	1.0	7.0	0	0	-	0	1	1	0	0
2014	Kansas City	16	9	47	38	9	0.0	0.0	0	0	-	0	1	0	0	0
2015	TB/JAX/Miami	6	0	0	0	0	0.0	0.0	0	0	-	0	0	0	0	0
NFL TOTALS		48	18	88	64	24	1.0	7.0	0	0	-	0	2	1	0	0



20 // S RESHAD JONES

HT: 6-1 // WT: 218 // BORN: 2/25/88 // COLLEGE: GEORGIA '10
ACQUIRED: D5B, 2010 // NFL: SIXTH SEASON // DOLPHINS: SIXTH SEASON

PRO CAREER

2015 - Made first start of the season in 17-10 victory at Washington (9/13) and registered a game-high 12 tackles ... His 12 tackles in Week 1 also led all defensive backs in the NFL ... Was named a captain and started at Jacksonville (9/20) posting 11 tackles (eight solo and three assisted) ... Along with LB Jelani Jenkins, recorded double-digit tackles for the second-consecutive week which marked the first time a Dolphins player has recorded double digit tackles in the first two weeks of a season since Zach Thomas accomplished the feat in 2007 ... Led team with nine tackles and one pass defended vs Buffalo (9/27) ... Started and registered a game-high 11 tackles vs New York Jets (10/4) ... Recorded eight tackles, one interception and one touchdown in start at Tennessee (10/18) ... Registered first interception of the season, returning it 30 yards for a touchdown ... His 30-yard interception return for a touchdown in the third quarter was the second score of his NFL career (10/6/13 vs. Baltimore) ... Registered eight tackles and one interception for a touchdown vs. Houston (10/25) becoming player in Dolphins' history to record and interception for a touchdown in back-to-back games ... Recorded eight tackles at New England (10/29) ... Racked up seven tackles including one sack for a 12-yard loss at Buffalo (11/8) ... Totaled nine tackles, including one sack for one yard, and one interception in 20-19 victory at Philadelphia (11/15) ... Registered eight tackles, including two for a loss in start vs. Dallas (11/22) ... Posted seven tackles, including one tackle for a loss and one pass defended at New York Jets (11/29) ... Registered 10 tackles and one interception in 15-13 victory vs. Baltimore (12/6) ... On the season he has tallied 107 tackles, four interceptions and two sacks making him the first player in Dolphins history to record at least 100 tackles, four interceptions and two sacks in a season ... Registered 11 tackles and first fumble recovery of the season in start vs. New York Giants (12/14) ... Racked up seven tackles and one interception at San Diego (12/20) ... His five interceptions in 2015 are the most by a Dolphins' safety since 2002 ... Registered six tackles and one pass defended in start vs. Indianapolis (12/27) ... Registered four tackles in 20-10 win vs. New England (1/3/16) ... Named co-winner of the Dan Marino Most Valuable Player award along with WR Jarvis Landry.

2015 GAME-BY-GAME STATISTICS

DATE	OPPONENT	P/S	TCKSOLO	AST	SK	YDS	INT	YDS	PD	FF	FR
9/13	at Washington	1/1	12	7	5	0.0	0.0	0	0	1	0
9/20	at Jacksonville	1/1	11	8	3	0.0	0.0	0	0	0	0
9/27	BUFFALO	1/1	9	8	1	0.0	0.0	0	0	1	0
10/4	N.Y. JETS	1/1	11	10	1	0.0	0.0	0	0	0	0
10/18	at Tennessee	1/1	8	5	3	0.0	0.0	1	30	1	0
10/25	HOUSTON	1/1	8	8	0	0.0	0.0	1	23	2	0
10/29	at New England	1/1	8	5	3	0.0	0.0	0	0	0	0
11/8	at Buffalo	1/1	7	6	1	1.0	12.0	0	0	0	0
11/15	at Philadelphia	1/1	9	6	3	1.0	1.0	1	7	1	0
11/22	DALLAS	1/1	8	7	1	0.0	0.0	0	0	0	0
11/29	at N.Y. Jets	1/1	6	5	1	0.0	0.0	0	0	1	0
12/6	BALTIMORE	1/1	10	7	3	0.0	0.0	1	2	1	0
12/14	N.Y. GIANTS	1/1	11	9	1	0.0	0.0	0	0	0	1
12/20	at San Diego	1/1	8	8	0	0.0	0.0	1	42	1	0
12/27	INDIANAPOLIS	1/1	6	3	3	0.0	0.0	0	0	1	0
1/3	NEW ENGLAND	1/1	4	4	0	0.0	0.0	0	0	0	0
2015 TOTALS		16/16	135	106	29	2.0	13.0	5	104	10	1

RESHAD JONES' NFL REGULAR SEASON STATISTICS

YEAR	TEAM	GP GS		TACKLES					INTERCEPTIONS					FUMBLES		
				TOT	SOLO	ASST	SK	YDS	NO	YDS	LG	TD	PD	FF	FR	YDS
2010	Miami	13	2	14	11	3	1.0	10.0	1	0	0	0	2	0	1	0
2011	Miami	15	12	62	45	17	2.0	14.0	1	1	1	0	4	0	0	0
2012	Miami	16	16	94	73	21	1.0	5.0	4	28	15	0	9	2	2	24
2013	Miami	16	16	107	84	23	1.5	9.0	1	25	25t	1	4	0	0	0
2014	Miami	12	12	79	70	9	1.0	8.0	3	62	50	0	7	1	0	0
2015	Miami	16	16	134	106	29	2.0	13.0	5	104	42	2	10	0	1	0
NFL TOTALS		88	74	491	389	102	8.5	59.0	15	220	50	3	36	3	4	24



14 // WR JARVIS LANDRY

HT: 5-11 // WT: 202 // BORN: 11/28/92 // COLLEGE: LOUISIANA STATE '15
ACQUIRED: D2, 2014 // NFL: SECOND SEASON // DOLPHINS: SECOND SEASON

PRO CAREER

2015 - Started at wide receiver and led the team in catches with eight for 53 yards in win at Washington (9/13) ... Named AFC Special Teams Player of the Week after returning punt for 69 yards and the go-ahead touchdown ... First Dolphins punt return for a touchdown since 2012 (Marcus Thigpen at Houston) ... Third punt return for a touchdown in a Dolphins season opener (Marcus Thigpen at Houston in 2012 and Tom Vigorito at N.Y. Jets in 1982) ... Posted career high 14-yard rushing attempt in fourth quarter ... Totaled eight receptions for 110 yards and one rush for six yards, setting a new career high for receiving yards in a game at Jacksonville (9/20) ... With his eight receptions he extended his streak of five-or-more receptions in 11-straight games, continuing to improve on his franchise record for consecutive games with five-or-more catches ... Tied his career high with eight receptions ... Has now recorded 100 receptions in 18 career games, becoming the fastest player in Dolphins history to reach 100 receptions in his career (Davone Bess and Troy Stradford who both did it in 26 games) ... Started and tied his career high with eight receptions for 67 yards vs. Buffalo (9/27) ... With 24 receptions through the first three games of the season, set a franchise record ... Caught four passes for 40 yards vs New York Jets (10/4) ... With his four receptions, Landry has recorded 28 receptions this season (24 going into the game) ... His 28 receptions in the first four games of the season are the most in franchise history through the first four games ... Caught three passes for 42 yards and rushed two times for 24 yards and one touchdown in start at Tennessee (10/18) ... Scored the first rushing touchdown of his NFL career on a 22-yard run in the first quarter becoming the first Dolphins wide receiver to score a rushing touchdown since Brian Hartline scored on a 16-yard run on Jan. 3, 2010 against Pittsburgh ... Registered five receptions for 83 yards and two touchdowns in start vs. Houston (10/25) ... Recorded his first two receiving touchdowns of the season vs. Houston (10/25) ... His 50-yard touchdown reception was the longest reception of his career, his previous long was 36 yards at Jacksonville (9/20/15) ... Caught six passes for 71 yards in start at New England (10/29) ... Caught a career-high 11 passes for 69 yards at Buffalo (11/8), also rushed for 18 yards on four carries and completed one pass for nine yards, which was the first completion of his career ... Caught seven passes for 52 yards and one touchdown at Philadelphia (11/15) ... Also had one rushing attempt for six yards ... Caught four passes for 66 yards vs. Dallas (11/22) ... Also returned one punt for 12 yards and returned two kickoffs for 33 yards ... Caught 13 passes for 165 yards and one touchdown at New York Jets (11/29) and rushed one time for four yards ... His third reception of the game was his 150th career reception, he accomplished this feat in 27 games which is the fastest to 150 receptions in Dolphins history ... His 13 receptions for 165 yards set career highs for receptions in a game and receiving yards in a game ... Caught two passes for five yards in start vs. Baltimore (12/6) ... Caught 11 passes for 99 yards vs. New York Giants (12/14) ... Also had one rushing attempt for zero yards, returned two punts for 30 yards and two kickoff returns for 66 yards ... Caught eight passes for 54 yards at San Diego (12/20) ... Has totaled 97 receptions on the season which is a new Dolphins single-season record passing O.J. McDuffie who caught 90 passes in 1998 ... Caught seven passes for 111 yards in start vs. Indianapolis (12/27) ... With his 15-yard reception in the fourth quarter, he recorded his 100th catch of the 2015 season and he became the first player in team history to record 100-plus receptions in a season ... Finished the game with seven receptions for 111 yards and has 1,085 receiving yards on the season giving him his first career season with 1,000-plus yards and becoming the eighth receiver (19th time overall) in team history to surpass 1,000 yards ... The 1,085 yards are tied for the ninth-highest single-season total in team history, with WR Mark Duper's 1,085 yards in 1991.

PRO CAREER

2015 - Caught six passes for 72 yards and rushed two times for six yards in 20-10 win vs. New England (1/3/16) ... Finished the season with 110 catches which sets a Miami Dolphins record for most receptions in a season ... With 84 receptions in 2014 and 110 receptions in 2015, he has 194 receptions in his two seasons which is the most in NFL history ... Was voted a co-winner of the Dan Marino Most Valuable Player alongside S Reshad Jones.

2015 GAME-BY-GAME STATISTICS

DATE	OPPONENT	P/S	NO.	RECEIVING			ATT.	RUSHING			W/L	SCORE
				YDS.	LG	TD		YDS.	LG	TD		
9/13	at Washington	1/1	8	53	20	0	1	14	14	0	W	17-10
9/20	at Jacksonville	1/1	8	110	36	0	1	6	6	0	L	23-20
9/27	BUFFALO	1/1	8	67	13	0	1	-1	-1	0	L	41-14
10/2	NEW YORK JETS	1/1	4	40	20	0	2	29	15	0	L	27-14
10/18	at Tennessee	1/1	3	42	19	0	2	24	22t	1	W	38-10
10/25	HOUSTON	1/1	5	83	50t	2	1	5	5	0	W	44-26
10/29	at New England	1/1	6	71	18	0	0	0	-	0	L	36-7
11/8	at Buffalo	1/1	10	67	24	0	5	20	9	0	L	33-17
11/15	at Philadelphia	1/1	7	52	18	1	1	6	6	0	W	20-19
11/22	DALLAS	1/1	4	66	47	0	0	0	-	0	L	24-14
11/29	at New York Jets	1/1	13	165	40	1	1	4	4	0	W	38-20
12/6	BALTIMORE	1/1	2	5	6	0	0	0	-	0	W	15-13
12/14	NEW YORK GIANTS	1/1	11	99	25	0	1	0	0	0	L	31-24
12/20	at San Diego	1/0	8	54	14	0	0	0	-	0	L	30-14
12/27	INDIANAPOLIS	1/1	7	111	26	0	0	0	-	-	L	18-12
1/3	NEW ENGLAND	1/1	6	72	19	0	2	6	3	0	W	20-10
2015 TOTALS			16/14	110	1,157	50t	4	18	113	22	1	6-10

JARVIS LANDRY'S NFL REGULAR SEASON STATISTICS

YEAR	TEAM	GP	GS	RECEIVING					RUSHING				
				NO.	YDS.	AVG.	LG	TD	ATT.	YDS.	AVG.	LG	TD
2014	Miami	16	11	84	758	9.0	25	5	2	-4	-2.0	4	0
2015	Miami	16	14	110	1,157	10.5	50t	4	18	113	7.1	22t	1
NFL TOTALS		32	25	194	1,915	9.9	50t	9	20	109	5.5	22t	1

JARVIS LANDRY'S NFL REGULAR SEASON RETURN STATISTICS

YEAR	TEAM	RET.	KICKOFF RETURNS					PUNT RETURNS				
			YDS.	AVG.	LG	TD	NO.	FC	YDS.	AVG.	LG	TD
2014	Miami	34	954	28.1	74	0	25	19	204	8.2	32	0
2015	Miami	13	321	24.7	50	0	36	16	356	9.9	69t	1
NFL Totals		47	1,275	27.1	74	0	61	35	560	9.2	69t	1



36 // CB

TONY LIPPETT

HT: 6-3 // WT: 200 // BORN: 7/2/92 // COLLEGE: MICHIGAN STATE '15
DRAFT: D5D, 156 // NFL: ROOKIE SEASON // DOLPHINS: ROOKIE SEASON

PRO CAREER

2015 - Was inactive at Washington (9/13) ... Inactive at Jacksonville (9/20) ... Inactive vs. Buffalo (9/27) ... Inactive vs New York Jets (10/4) ... Inactive at Tennessee (10/18) ... Made NFL debut playing nine snaps on defense and nine snaps on special teams in 44-26 win vs. Houston (10/25) ... Played on specials teams at New England (10/29) ... Inactive at Buffalo (11/8) ... Registered first career tackle in 20-19 win at Philadelphia (11/15) ... Inactive vs. Dallas (11/22) ... Played special teams at New York Jets (11/29) ... Registered two special teams tackles vs. Baltimore (12/6) ... Played special teams vs. New York Giants (12/14) ... Recorded two tackles while seeing significant playing time at cornerback at San Diego (12/20) ... Registered a career-high five tackles vs. Indianapolis (12/27) ... Registered two tackles and one pass defended in 20-10 victory vs. New England (1/3/16).

2015 GAME-BY-GAME STATISTICS

DATE	OPPONENT	P/S	TCKSOLO	AST	SK	YDS	INT	YDS	PD	FF	FR
9/13	at Washington				Inactive						
9/20	at Jacksonville				Inactive						
9/27	BUFFALO				Inactive						
10/4	N.Y. JETS				Inactive						
10/18	at Tennessee				Inactive						
10/25	HOUSTON	1/0	0	0	0	0.0	0	0	0	0	0
10/29	at New England	1/0	0	0	0	0.0	0	0	0	0	0
11/8	at Buffalo				Inactive						
11/15	at Philadelphia	1/0	1	1	0	0.0	0	0	0	0	0
11/22	DALLAS				Inactive						
11/29	at N.Y. Jets	1/0	0	0	0	0.0	0	0	0	0	0
12/6	BALTIMORE	1/0	0	0	0	0.0	0	0	0	0	0
12/14	N.Y. GIANTS	1/0	0	0	0	0.0	0	0	0	0	0
12/20	at San Diego	1/0	2	1	1	0.0	0	0	0	0	0
12/27	INDIANAPOLIS	1/0	5	5	0	0.0	0	0	0	0	0
1/3	NEW ENGLAND	1/0	2	2	0	0.0	0	0	1	0	0
2015 TOTALS		9/0	10	9	1	0.0	0.0	0	0	1	0

TONY LIPPETT'S NFL REGULAR SEASON STATISTICS

YEAR	TEAM	GP GS		TACKLES					INTERCEPTIONS					FUMBLES		
				TOT	SOLO	ASST	SK	YDS	NO	YDS	LG	TD	PD	FF	FR	YDS
2015	Miami	9	0	10	9	1	0.0	0.0	0	0	0	0	1	0	0	0
NFL TOTALS		9	0	10	9	1	0.0	0.0	0	0	0	0	1	0	0	0



18 // WR RISHARD MATTHEWS

HT: 6-0 // WT: 217 // BORN: 10/12/89 // COLLEGE: NEVADA '12
ACQUIRED: D7B, 2012 // NFL: FOURTH SEASON // DOLPHINS: FOURTH SEASON

PRO CAREER

2015 - Registered first start of the season at Washington (9/13) and had four receptions for 34 yards and one touchdown ... The touchdown was the Dolphins first touchdown of the season ... Started at wide receiver at Jacksonville (9/20) and posted six receptions for 115 yards ... Recorded a 48-yard reception on the team's opening drive in the first quarter ... The 115 receiving yards is the second-highest total in his career (11 catches for 120 yards at Tampa Bay on Nov. 11, 2013) ... Along with WR Jarvis Landry became the first pair to each record 100-or-more receiving yards in the same game since WR Mike Wallace (115 yards) and TE Charles Clay (109 yards) accomplished the feat at Indianapolis on Sept. 15, 2013 ... Started at wide receiver and caught six passes for 113 yards and two touchdowns vs. Buffalo (9/27) ... His two touchdown receptions tied a career high for touchdowns in a game (at Tampa Bay on Nov. 11, 2013) ... Caught one pass for 16 yards in start vs New York Jets (10/4) ... Started at wide receiver and caught six passes for 85 yards in the victory at Tennessee (10/18) ... Was named a team captain in start and caught three passes for 75 yards and one touchdown in 44-26 victory vs. Houston (10/25) ... Registered a career-long 53-yard touchdown on Miami's opening drive which was the longest reception of his career ... Also returned one punt for nine yards ... Caught seven passes for 62 yards at New England (10/29) ... Caught four passes for 54 yards at Buffalo (11/8) ... Caught five passes for 93 yards and rushed for four yards in start at Philadelphia (11/15) ... Played all 46 offensive snaps and caught one pass for 15 yards in start vs. Dallas (11/22) ... Started at New York Jets (11/29) before leaving game due to injury ... Inactive vs. Baltimore (12/6) due to injury ... Inactive vs. New York Giants (12/14) ... Inactive at San Diego (12/20) ... Inactive vs. Indianapolis (12/27) ... Placed on reserved/injured on January 2, 2016.

2015 GAME-BY-GAME STATISTICS

RECEIVING							RUSHING						
DATE	OPPONENT	P/S	NO.	YDS.	LG	TD	ATT.	YDS.	LG	TD	W/L	SCORE	
9/13	at Washington	1/1	4	34	15	1	0	0	-	0	W	17-10	
9/20	at Jacksonville	1/1	6	115	48	0	0	0	-	0	L	23-20	
9/27	BUFFALO	1/1	6	113	46t	2	0	0	-	0	L	41-14	
10/2	NEW YORK JETS	1/1	1	16	16	0	0	0	-	0	L	27-14	
10/18	at Tennessee	1/1	6	85	24	0	0	0	-	0	W	38-10	
10/25	HOUSTON	1/1	3	75	53t	1	0	0	-	0	W	44-26	
10/29	at New England	1/1	7	62	17	0	0	0	-	0	L	36-7	
11/8	at Buffalo	1/1	4	54	21	0	0	0	-	0	L	33-17	
11/15	at Philadelphia	1/1	5	93	43	0	1	4	4	0	W	20-19	
11/22	DALLAS	1/1	1	15	15	0	0	0	-	0	L	24-14	
11/29	at New York Jets	1/1	0	0	0	0	0	0	-	0	L	38-20	
12/6	BALTIMORE						Inactive						
12/14	NEW YORK GIANTS						Inactive						
12/20	at San Diego						Inactive						
12/27	INDIANAPOLIS						Inactive						
1/3	NEW ENGLAND						Reserved/Injured						
2015 TOTALS		11/11	43	662	53t	4	1	4	4	0	4-7		

RISHARD MATTHEWS' NFL REGULAR SEASON STATISTICS

YEAR	TEAM	GP	GS	RECEIVING					RUSHING				
				NO.	YDS.	AVG.	LG	TD	ATT.	YDS.	AVG.	LG	TD
2012	Miami	8	1	11	151	13.7	30	0	0	0	–	0	0
2013	Miami	16	5	41	448	10.9	29	2	0	0	–	0	0
2014	Miami	14	0	12	135	11.3	23	2	1	3	3.0	3	0
2015	Miami	11	11	43	662	16.1	53t	4	1	4	4.0	4	0
NFL TOTALS		49	17	107	1,396	13.3	53t	8	2	7	3.5	4	0



28 // CB

BOBBY McCAIN

HT: 5-11 // WT: 196 // BORN: 8/18/93 // COLLEGE: MEMPHIS '15
DRAFT: D5A, 145 // NFL: ROOKIE SEASON // DOLPHINS: ROOKIE SEASON

PRO CAREER

2015 - Made his NFL debut in victory at Washington (9/13) ... Played special teams at Jacksonville (9/20) ... Played in 19 snaps on special teams and recorded one special teams tackle vs. Buffalo (9/27) Registered first tackle of the season vs New York Jets (10/4) ... Registered three tackles and one special teams tackle in a 38-10 victory at Tennessee (10/18) ... Racked up one tackle, two passes defended and two special teams tackles in 44-26 victory vs. Houston (10/25) ... Helped the defense hold Houston's offense to zero first downs in their first seven drives of the game ... Registered three tackles at New England (10/29) ... Played 15 special teams snaps at Buffalo (11/8) ... Made first career start and played 95-of-96 defensive snaps at Philadelphia (11/15) and registered one tackle and one pass defended ... Played defense and special teams vs. Dallas (11/22) ... Played special teams at New York Jets (11/29) ... Racked up a season seven tackles and one pass defended in start vs. Baltimore (12/6) ... Registered two tackles in start vs. New York Giants (12/14) ... Registered three tackles at San Diego (12/20) ... Played special teams vs. Indianapolis (12/27) ... Registered one special teams tackle in 20-10 win vs. New England (1/3/16).

2015 GAME-BY-GAME STATISTICS

DATE	OPPONENT	P/S	TCKSOLO	AST	SK	YDS	INT	YDS	PD	FF	FR
9/13	at Washington	1/0	0	0	0	0.0	0	0	0	0	0
9/20	at Jacksonville	1/0	0	0	0	0.0	0	0	0	0	0
9/27	BUFFALO	1/0	0	0	0	0.0	0	0	0	0	0
10/4	N.Y. JETS	1/0	1	1	0	0.0	0	0	0	0	0
10/18	at Tennessee	1/0	3	3	0	0.0	0	0	0	0	0
10/25	HOUSTON	1/0	1	1	0	0.0	0	0	2	0	0
10/29	at New England	1/0	3	1	2	0.0	0	0	0	0	0
11/8	at Buffalo	1/0	0	0	0	0.0	0	0	0	0	0
11/15	at Philadelphia	1/1	2	1	1	0.0	0	0	1	0	0
11/22	DALLAS	1/0	0	0	0	0.0	0	0	0	0	0
11/29	at N.Y. Jets	1/0	0	0	0	0.0	0	0	0	0	0
12/6	BALTIMORE	1/1	7	7	0	0.0	0	0	1	0	0
12/14	N.Y. GIANTS	1/1	2	2	0	0.0	0	0	0	0	0
12/20	at San Diego	1/1	3	3	0	0.0	0	0	0	0	0
12/27	INDIANAPOLIS	1/0	0	0	0	0.0	0	0	0	0	0
1/3	NEW ENGLAND	1/0	0	0	0	0.0	0	0	0	0	0
2015 TOTALS		16/4	22	19	3	0.0	0	0	4	0	0

BOBBY MCCAIN'S NFL REGULAR SEASON STATISTICS

YEAR	TEAM	GP	GS	TACKLES					INTERCEPTIONS					FUMBLES		
				TOT	SOLO	ASST	SK	YDS	NO	YDS	LG	TD	PD	FF	FR	YDS
2015	Miami	16	4	22	19	3	0	0	0	0	0	0	4	0	0	0
NFL TOTALS		16	4	22	19	3	0	0	0	0	0	0	4	0	0	0



24 // CB

BRICE McCAIN

HT: 5-9 // WT: 190 // BORN: 12/10/86 // COLLEGE: UTAH '08
ACQUIRED: UFA, 2015 (PIT) // NFL: SEVENTH SEASON // DOLPHINS: FIRST SEASON

PRO CAREER

2015 - Made his Dolphins debut starting at cornerback in 17-10 victory at Washington (9/13) ... Recorded his first interception of the season picking off Kirk Cousins ... Registered two tackles and one pass defended in start at Jacksonville (9/20) ... Started at corner vs. Buffalo (9/27) and totaled five tackles ... Posted four tackles and one pass defended in start vs New York Jets (10/4) ... Recorded one tackle at Tennessee (10/18) before leaving the game due to injury ... Inactive vs. Houston (10/25) ... Inactive at New England (10/29) ... Returned from injury and registered one tackle at Buffalo (11/8) ... Registered two tackles in start at Philadelphia (11/15) ... Saw action at cornerback vs. Dallas (11/22) ... Posted four tackles at New York Jets (11/29) ... Registered two tackles and one pass defended in 15-13 victory against Baltimore (12/6) ... Posted six tackles and one pass defended in start vs. New York Giants (12/14) ... Posted two passes defended at San Diego (12/20) ... Registered three tackles and two passes defended in start vs. Indianapolis (12/27) ... Played in 100th career game, started and registered three tackles and one pass defended vs. New England (1/3/16).

2015 GAME-BY-GAME STATISTICS

DATE	OPPONENT	P/S	TCKSOLO	AST	SK	YDS	INT	YDS	PD	FF	FR	
9/13	at Washington	1/1	6	2	4	0.0	0.0	1	0	1	0	0
9/20	at Jacksonville	1/1	2	1	1	0.0	0.0	0	0	1	0	0
9/27	BUFFALO	1/1	5	5	0	0.0	0.0	0	0	0	0	0
10/4	N.Y. JETS	1/1	4	3	1	0.0	0.0	0	0	1	0	0
10/18	at Tennessee	1/1	1	0	1	0.0	0.0	0	0	0	0	0
10/25	HOUSTON				Inactive							
10/29	at New England				Inactive							
11/8	at Buffalo	1/0	1	1	0	0.0	0.0	0	0	0	0	0
11/15	at Philadelphia	1/1	2	2	0	0.0	0.0	0	0	0	0	0
11/22	DALLAS	1/0	0	0	0	0.0	0.0	0	0	0	0	0
11/29	at N.Y. Jets	1/1	4	4	0	0.0	0.0	0	0	0	0	0
12/6	BALTIMORE	1/0	2	2	0	0.0	0.0	0	0	1	0	0
12/14	N.Y. GIANTS	1/1	6	6	0	0.0	0.0	0	0	1	0	0
12/20	at San Diego	1/1	0	0	0	0.0	0.0	0	0	2	0	0
12/27	INDIANAPOLIS	1/1	3	3	0	0.0	0.0	0	0	2	0	0
1/3	NEW ENGLAND	1/1	3	2	1	0.0	0.0	0	0	1	0	0
2015 TOTALS		14/11	39	31	8	0.0	0.0	1	0	10	0	0

BRICE McCAIN'S NFL REGULAR SEASON STATISTICS

YEAR	TEAM	GP GS		TACKLES						INTERCEPTIONS					FUMBLES		
				TOT	SOLO	ASST	SK	YDS		NO	YDS	LG	TD	PD	FF	FR	YDS
2009	Houston	16	1	11	11	0	0.0	0.0		1	0	0	0	3	0	0	0
2010	Houston	12	3	22	17	5	0.0	0.0		0	0	-	0	2	0	0	0
2011	Houston	16	0	25	24	1	0.0	0.0		2	48	38t	1	13	0	0	0
2012	Houston	12	2	19	15	4	0.5	4.0		1	86	86	0	8	0	0	0
2013	Houston	16	4	28	21	7	0.0	0.0		1	0	0	0	7	0	0	0
2014	Pittsburgh	14	9	25	16	9	0.0	0.0		3	56	31	1	6	0	1	0
2015	Miami	14	11	39	31	8	0.0	0.0		1	0	0	0	10	0	0	0
NFL TOTALS		100	30	169	135	34	0.5	4.0		9	190	86	2	49	0	1	0



58 // LB

CHRIS
McCAIN

HT: 6-5 // WT: 245 // BORN: 11/21/91 // COLLEGE: CALIFORNIA '14
ACQUIRED: FA, 2014 // NFL: SECOND SEASON // DOLPHINS: SECOND SEASON

PRO CAREER

2015 - Was inactive at Washington (9/13) ... Made season debut at Jacksonville (9/20) ... Saw action on defense and special teams vs. Buffalo (9/27) ... Saw action on defense and special teams vs New York Jets (10/4) ... Inactive at Tennessee (10/18) ... Inactive vs. Houston (10/25) ... Inactive at New England (10/29) ... Posted one tackle while seeing action on the defensive line at Buffalo (11/8) ... Sacked quarterback Sam Bradford for a seven yard loss, forcing a fumble at Philadelphia (11/15) ... Played defense and special teams vs. Dallas (11/22) ... Inactive at New York Jets (11/29) ... Inactive vs. Baltimore (12/6) ... Played defense and special teams vs. New York Giants (12/14) ... Played special teams before leaving game due to injury at San Diego (12/20) ... Placed on the Resere/Injured list on December 22.

2015 GAME-BY-GAME STATISTICS

DATE	OPPONENT	P/S	TCKSOLO	AST	SK	YDS	INT	YDS	PD	FF	FR
9/13	at Washington				Inactive						
9/20	at Jacksonville	1/0	0	0	0 0.0	0.0	0	0	0	0	0
9/27	BUFFALO	1/0	0	0	0 0.0	0.0	0	0	0	0	0
10/4	N.Y. JETS	1/0	0	0	0 0.0	0.0	0	0	0	0	0
10/18	at Tennessee				Inactive						
10/25	HOUSTON				Inactive						
10/29	at New England				Inactive						
11/8	at Buffalo	1/0	1	1	0 0.0	0.0	0	0	0	0	0
11/15	at Philadelphia	1/0	1	1	0 1.0	7.0	0	0	0	1	0
11/22	DALLAS	1/0	0	0	0 0.0	0.0	0	0	0	0	0
11/29	at N.Y. Jets				Inactive						
12/6	BALTIMORE	1/0	0	0	0 0.0	0.0	0	0	0	0	0
12/14	N.Y. GIANTS	1/0	0	0	0 0.0	0.0	0	0	0	0	0
12/20	at San Diego	1/0	0	0	0 0.0	0.0	0	0	0	0	0
12/27	INDIANAPOLIS				Reserved/Injured						
1/3	NEW ENGLAND				Reserved/Injured						
2015 TOTALS		8/0	2	2	0 1.0	7.0	0	0	0	1	0

CHRIS McCAIN'S NFL REGULAR SEASON STATISTICS

YEAR	TEAM	GP	GS	TACKLES					INTERCEPTIONS					FUMBLES		
				TOT	SOLO	ASST	SK	YDS	NO	YDS	LG	TD	PD	FF	FR	YDS
2014	Miami	10	0	4	4	0	1.0	9.0	0	0	-	0	0	0	0	0
2015	Miami	8	0	2	2	0	1.0	7.0	0	0	-	0	0	1	0	0
NFL TOTALS		18	0	6	6	0	2.0	16.0	0	0	-	0	0	1	0	0



66 // C/G

JACQUES
McCLENDON

HT: 6-3 // WT: 320 // BORN: 12/10/87 // COLLEGE: TENNESSEE '09
ACQUIRED: UFA, 2015 (JAC.) // NFL: FOURTH SEASON // DOLPHINS: FIRST SEASON

PRO CAREER

2015 - Signed by the Dolphins on September 14, 2015 ... Appeared on special teams at Jacksonville (9/20) ... Released by the Dolphins on September 26, 2015 ... Signed by the Dolphins on December 1, 2015 ... Released by the Dolphins on December 15, 2015 ... Re-signed by the Dolphins on December 22, 2015 ... Played special teams vs. Indianapolis (12/27) ... Played offense and special teams in 20-10 win vs. New England (1/3/16).

JACQUES McCLENDON'S NFL REGULAR SEASON STATISTICS

GAMES/STARTS: 2010 (Indianapolis): 4/0; 2013 (Jacksonville): 5/2; 2014: 13/3, 2015 (Miami): 3/0
NFL TOTALS: 25/5



26 // RB

LAMAR MILLER

HT: 5-10 // WT: 225 // BORN: 4/25/91 // COLLEGE: MIAMI '13
ACQUIRED: D4, 2012 // NFL: FOURTH SEASON // DOLPHINS: FOURTH SEASON

PRO CAREER

2015 - Posted first start of the season and rushed for 53 yards on 13 carries in win at Washington (9/13) ... Caught one pass for 22 yards which matched his career long ... Rushed for 14 yards on 10 attempts and caught five passes for 28 yards at Jacksonville (9/20) ... Rushed for 38 yards on seven carries in start vs. Buffalo (9/27) and caught three passes for 27 yards ... Rushed for 26 yards on 7 attempts and caught one pass for 10 yards vs New York Jets (10/4) ... Ran for 113 yards on 19 carries (5.9 avg.) and one touchdown at Tennessee (10/18) ... Also caught two passes for five yards ... His 53 rushing yards in the first quarter were the most rushing yards in the first quarter of his career ... His 99 first half rushing yards were the most in a first half by a Dolphins running back since Ricky Williams rushed for 120 yards in the first half against New England on Dec. 29, 2002 ... The 113 rushing yards, marked his fourth career game with 100-plus rushing yards ... Rushed for 175 yards and one touchdown on 14 carries vs. Houston (10/25) ... Also had three receptions for 61 yards and one touchdown ... His 175 yards rushing were the fifth 100-plus rushing yard game and first back-to-back 100-plus yard game of his career ... Named FedEx Ground Player of the Week after Week 7's performance ... Rushed for 15 yards on nine carries and one touchdown in start at New England (10/29) ... Matched career-high for consecutive games with a touchdown at three after one-yard touchdown at New England (10/29) ... Rushed for 44 yards and two touchdowns on 12 carries at Buffalo (11/8) ... Also caught seven passes for 97 yards, setting a career high ... His two touchdowns also tied a career high ... Rushed for 43 yards on 16 carries and caught six passes for 50 yards and one touchdown at Philadelphia (11/15) ... Recorded a touchdown in his fifth consecutive game, making him the first Dolphin to do so since RB Ricky Williams did it in 2002 ... Rushed seven times for 44 yards vs. Dallas (11/22) and caught two passes for 11 yards ... Rushed five times for two yards and caught three passes for 11 yards at New York Jets (11/29) ... Rushed 20 times for 113 yards (5.7 avg.) in start vs. Baltimore (12/6), marking his third 100-plus yard effort this season ... His 20 rushing attempts were the most rushing attempts since carrying the ball 22 times at the New York Jets (12/1/13) ... Also caught one pass for five yards ... Rushed for 82 yards and two touchdowns on 12 carries (7.4 avg.) vs. New York Giants (12/14) ... Rushed for 12 yards on 9 carries and caught two passes for 12 yards at San Diego (12/20) ... Ran the ball 15 times for 31 yards and one touchdown vs. Indianapolis (12/27) ... Rushed for 60 yards on 19 carries and caught one pass for three yards in 20-10 win vs. New England (1/3/16).

2015 GAME-BY-GAME STATISTICS

DATE	OPPONENT	P/S	RUSHING					RECEIVING					W/L	SCORE
			ATT.	YDS.	LG	TD	NO.	YDS.	LG	TD				
9/13	at Washington	1/1	13	53	17	0	1	22	22	0	W	17-10		
9/20	at Jacksonville	1/1	10	14	6	0	5	28	12	0	L	23-20		
9/27	BUFFALO	1/1	7	38	8	0	3	27	16	0	L	41-14		
10/4	N.Y. JETS	1/1	7	26	13	0	1	10	10	0	L	27-14		
10/18	at Tennessee	1/1	19	113	22	1	2	5	4	0	W	38-10		
10/25	HOUSTON	1/1	14	175	85t	1	3	61	54t	1	W	44-22		
10/29	at New England	1/1	9	15	8	1	5	19	8	0	L	36-7		
11/8	at Buffalo	1/1	12	44	14	2	7	97	27	0	L	33-17		
11/15	at Philadelphia	1/1	16	43	11	0	6	50	35	1	W	20-19		
11/22	DALLAS	1/1	7	44	16	0	2	11	11	0	L	24-17		
11/29	at N.Y. JETS	1/1	5	2	2	0	3	11	17	0	L	38-20		
12/6	BALTIMORE	1/1	20	113	22	0	1	5	5	0	W	15-13		
12/14	N.Y. GIANTS	1/1	12	89	38t	2	0	0	-	0	L	31-24		
12/20	at San Diego	1/1	9	12	7	0	2	12	11	0	L	30-14		
12/27	INDIANAPOLIS	1/1	15	31	7	1	5	36	14	0	L	18-12		
1/3	NEW ENGLAND	1/1	19	60	29	0	1	3	3	0	W	20-10		
2015 TOTALS		16/16	194	872	85t	8	47	397	54t	2	6-10			

LAMAR MILLER’S NFL REGULAR SEASON STATISTICS

YEAR	TEAM	GP	GS	RUSHING					RECEIVING				
				ATT.	YDS.	AVG.	LG	TD	NO.	YDS.	AVG.	LG	TD
2012	Miami	13	1	51	250	4.9	28	1	6	45	7.5	12	0
2013	Miami	16	15	177	709	4.0	49	2	26	170	6.5	22	0
2014	Miami	16	16	216	1099	5.1	97t	8	38	275	7.2	20	1
2015	Miami	16	16	194	872	4.5	85t	8	47	397	8.4	54t	2
CAREER TOTALS		61	48	638	2,930	4.6	97t	19	117	887	7.6	54t	3



55 // LB

KOA
MISI

HT: 6-3 // WT: 255 // BORN: 1/17/87 // COLLEGE: UTAH '10
ACQUIRED: D2, 2010 // NFL: SIXTH SEASON // DOLPHINS: SIXTH SEASON

PRO CAREER

2015 - Posted first start of the season and recorded 11 tackles and one tackle for a loss in 17-10 victory at Washington (9/13) ... Tied his career high with 11 tackles (nine solo tackles) ... The last time he notched 11 tackles was at Houston on Sept. 9, 2012 ... Recorded four tackles at Jacksonville (9/20) ... Named captain and started vs. Buffalo (9/27), registering six tackles including one tackle for a loss ... Registered eight tackles and one pass defended vs. New York Jets (10/4) ... Racked eight tackles, including two for a loss in start at Tennessee (10/18) ... Registered three tackles, including one for a loss in 44-26 victory vs. Houston (10/25) ... Helped the defense hold Houston's offense to zero first downs in their first seven drives of the game ... Registered six tackles at New England (10/29) ... Posted five tackles at Buffalo (11/8) ... Racked up seven tackles in start at Philadelphia (11/15) ... Did not play vs. Dallas (11/22) ... Registered three tackles at New York Jets (11/29) ... Posted seven tackles, including three tackles for a loss in 15-13 win over Baltimore (12/6) ... Registered five tackles in start vs. New York Giants (12/14) ... Registered four tackles at San Diego (12/20) before leaving game due to injury ... Placed on the Reserve/Injured list on December 22.

2015 GAME-BY-GAME STATISTICS

DATE	OPPONENT	P/S	TCKSOLO	AST	SK	YDS	INT	YDS	PD	FF	FR
9/13	at Washington	1/1	11	9	2	0.0	0.0	0	0	0	0
9/20	at Jacksonville	1/1	4	2	2	0.0	0.0	0	0	0	0
9/27	BUFFALO	1/1	6	6	0	0.0	0.0	0	0	0	0
10/4	N.Y. JETS	1/1	8	5	3	0.0	0.0	0	0	1	0
10/18	at Tennessee	1/1	8	6	2	0.0	0.0	0	0	0	0
10/25	HOUSTON	1/1	3	3	0	0.0	0.0	0	0	0	0
10/29	at New England	1/1	6	3	3	0.0	0.0	0	0	0	0
11/8	at Buffalo	1/1	5	5	0	0.0	0.0	0	0	0	0
11/15	at Philadelphia	1/1	7	6	1	0.0	0.0	0	0	0	0
11/22	DALLAS					Did Not Play					
11/29	at N.Y. Jets	1/1	3	3	0	0.0	0.0	0	0	0	0
12/6	BALTIMORE	1/1	7	3	4	0.0	0.0	0	0	0	0
12/14	N.Y. GIANTS	1/1	6	5	1	0.0	0.0	0	0	0	0
12/20	at San Diego	1/1	4	3	1	0.0	0.0	0	0	0	0
12/27	INDIANAPOLIS					Injured Reserved					
1/3	NEW ENGLAND					Injured Reserved					
2015 TOTALS		13/13	78	59	19	0.0	0.0	0	0	1	0

KOA MISI'S NFL REGULAR SEASON STATISTICS

YEAR	TEAM	GP GS		TACKLES					INTERCEPTIONS					FUMBLES		
				TOT	SOLO	ASST	SK	YDS	NO	YDS	LG	TD	PD	FF	FR	YDS
2010	Miami	16	11	41	29	12	4.5	19.5	0	0	–	0	2	0	2	0
2011	Miami	12	9	31	23	8	1.0	7.0	0	0	–	0	1	0	0	0
2012	Miami	14	14	60	47	13	3.5	15.5	0	0	–	0	2	2	0	0
2013	Miami	15	12	54	34	20	2.0	16.0	0	0	–	0	3	0	0	0
2014	Miami	11	11	64	49	15	1.0	8.0	0	0	–	0	1	0	1	0
2015	Miami	13	13	78	59	19	0.0	0.0	0	0	–	0	1	0	0	0
NFL TOTALS		81	70	328	241	87	12.0	66.0	0	0	–	0	10	2	3	0



90 // DT

EARL MITCHELL

HT: 6-3 // WT: 310 // BORN: 9/25/87 // COLLEGE: ARIZONA '10
ACQUIRED: UFA, 2014 (HOU.) // NFL: SIXTH SEASON // DOLPHINS: SECOND SEASON

PRO CAREER


2015 - Registered four tackles in first start of the season at Washington (9/13) ... Registered one tackle in start at Jacksonville (9/20) ... Registered one tackle for a loss in start vs. Buffalo (9/27) ... Started and recorded three tackles, including one tackle for a loss vs New York Jets (10/4) ... Recorded three tackles in start at Tennessee (10/18) ... Also played on six offensive snaps at fullback ... Recorded three tackles and helped the defense hold Houston's offense to zero first downs in their first seven drives of the game vs Houston (10/25) ... Served as a captain ... Started at New England (10/29) ... Registered two tackles at Buffalo (11/8) ... Posted one tackle in start at Philadelphia (11/15) ... Helped hold Philadelphia, who entered the game ranked as the 10th best rushing attack in the NFL, to 83 yards and a 2.3 ypc average ... Posted one tackle in start vs. Dallas (11/22) ... Posted three tackles at New York Jets (11/29) and extended his consecutive game streak to 84, the third-most in NFL among active defensive tackles ... Inactive vs. Baltimore (12/6) ending his consecutive game streak at 84 ... Started on the defense vs. New York Giants (12/14) and helped hold New York to 92 yards rushing ... Was inactive due to injury at San Diego (12/20) ... Was inactive due to injury vs. Indianapolis (12/27) ... Inactive vs. New England (1/3/16).

2015 GAME-BY-GAME STATISTICS

DATE	OPPONENT	P/S	TCKSOLO	AST	SK	YDS	INT	YDS	PD	FF	FR
9/13	at Washington	1/1	4	3	1	0.0	0.0	0	0	0	0
9/20	at Jacksonville	1/1	1	1	0	0.0	0.0	0	0	0	0
9/27	BUFFALO	1/1	1	1	0	0.0	0.0	0	0	0	0
10/4	N.Y. JETS	1/1	3	2	1	0.0	0.0	0	0	0	0
10/18	at Tennessee	1/1	3	0	3	0.0	0.0	0	0	0	0
10/25	HOUSTON	1/1	3	2	1	0.0	0.0	0	0	0	0
10/29	at New England	1/1	0	0	0	0.0	0.0	0	0	0	0
11/8	at Buffalo	1/1	2	1	1	0.0	0.0	0	0	0	0
11/15	at Philadelphia	1/1	1	1	0	0.0	0.0	0	0	0	0
11/22	DALLAS	1/1	1	1	0	0.0	0.0	0	0	0	0
11/29	at N.Y. Jets	1/1	3	2	1	0.0	0.0	0	0	0	0
12/6	BALTIMORE					Inactive					
12/14	N.Y. GIANTS	1/1	0	0	0	0.0	0.0	0	0	0	0
12/20	at San Diego					Inactive					
12/27	INDIANAPOLIS					Inactive					
1/3	NEW ENGLAND					Inactive					
2015 TOTALS			12/12	22	14	8	0.0	0.0	0	0	0

EARL MITCHELL'S NFL REGULAR SEASON STATISTICS

YEAR	TEAM	GP	GS	TACKLES					INTERCEPTIONS					FUMBLES		
				TOT	SOLO	ASST	SK	YDS	NO	YDS	LG	TD	PD	FF	FR	YDS
2010	Houston	15	0	28	18	10	1.0	8.0	0	0	-	0	0	0	0	0
2011	Houston	16	0	27	14	13	1.0	0.0	0	0	-	0	1	0	2	0
2012	Houston	16	3	31	19	12	0.0	0.0	0	0	-	0	3	1	0	0
2013	Houston	16	14	48	30	18	1.5	9.5	0	0	-	0	0	0	0	0
2014	Miami	16	4	33	21	12	2.0	12.0	0	0	-	0	1	0	0	0
2015	Miami	12	12	22	14	8	0.0	0.0	0	0	-	0	0	0	0	0
NFL TOTALS		91	33	189	116	73	5.5	29.5	0	0	-	0	5	1	2	0
MIAMI TOTALS		28	16	55	35	20	2.0	12.0	0	0	-	0	1	0	0	0



57 // DE DAMONTRE MOORE

HT: 6-5 // WT: 250 // BORN: 9/11/92 // COLLEGE: TEXAS A&M '13
ACQUIRED: WAI., 2015 (NYG) // NFL: THIRD SEASON // DOLPHINS: FIRST SEASON

PRO CAREER

Career Transaction - Claimed off waivers by the Miami Dolphins on December 15, 2015 ... Waived by the New York Giants on December 11, 2015 ... Originally selected in the third round (81st overall) of the 2013 NFL Draft.

2015 - Played in 11 games for the New York Giants, registering 17 tackles, 3.0 sacks, one forced fumble and one fumble recovery ... Made Dolphins debut recording one tackle at San Diego (12/20) ... Registered two tackles, including one sack for eight yards vs. Indianapolis (12/27) ... Posted one tackle and one pass defended in 20-10 victory vs. New England (1/3/16).

2014 - Played all 16 games with the Giants posting 24 tackles, 5.5 sacks and two passes defended.

2013 - Played in 15 games as a rookie with the Giants finishing the season with five tackles, one forced fumble and one pass defended.

COLLEGE

Played in 38 games with 23 starts in 3 seasons at Texas A&M ... Had 13 starts at defensive end and 10 at right outside linebacker ... Recorded 197 tackles (116 solo) ... His 26.5 sacks for minus-158 yards rank 6th in school history ... Also had 45.0 stops for losses of 205 yards ... Registered 13 quarterback pressures, blocked 2 kicks, gained 8 yards on an interception return, recovered a fumble and deflected 3 passes ... Also forced 8 fumbles ... In 2012, started all 13 games and was a consensus 1st-team All-America selection (Walter Camp, American Football Coaches Association, ESPN.com, Max Emfinger CFB, Football Writers Association)...Finalist for the Ted Hendricks Defensive End Award and a semi-finalist for the Lombardi and Chuck Bednarik awards ... Also named 1st-team All-SEC and was a 2-time conference Defensive Lineman of the Week choice ... Became just the 3rd defensive lineman to lead the Aggies in tackles since 1970, and the first to do it since All-America defensive end Sam Adams in 1993 ... Credited with 85 tackles (57 solo) ... His 12.5 sacks for minus 70 yards placed him 3rd in the league and 9th in the nation ... Led the team and finished 9th nationally with 21.0 stops for losses of 93 yards ... In 2011, played in 12 games with 10 starts at right outside linebacker ... Fourth on the team with 72 tackles (41 solo) and 2nd on the squad and league with 8.5 sacks for minus 50 yards ... Led the Aggies and Big 12 while tying for 10th nationally with 17.5 stops for losses totaling 70 yards ... In 2010, Moore was Butkus Award winner Von Miller's backup at outside linebacker ... Played in 13 games and had 40 tackles (18 solo), including 5.5 sacks for minus 38 yards, 6.5 stops for losses of 42 yards and 2 pressures ... Also contributed an interception and a team-high 3 forced fumbles.

PERSONAL

Played at Rowlett (Texas) High School ... Earned All-State honorable mention from the Associated Press and was a first-team All-Area honoree by The Dallas Morning News after recording 66 tackles, 6 sacks and 2 safeties as a senior ... Earned All-America honors from Max Emfinger and was a Super Prep Southwest Team pick that year ... As a junior, he collected 41 tackles ... Born September 11, 1992 in DeSoto, Texas.

2015 GAME-BY-GAME STATISTICS

DATE	OPPONENT	P/S	TCK	SOLO	AST	SK	YDS	INT	YDS	PD	FF	FR
9/13	at Dallas	1/0	0	0	0	0.0	0.0	0	0	0	0	0
9/20	ATLANTA	1/0	0	0	0	0.0	0.0	0	0	0	0	0
9/24	WASHINGTON	1/0	1	1	0	0.0	0.0	0	0	0	0	0
10/4	at Buffalo	1/0	3	2	1	0.0	0.0	0	0	0	0	0
10/11	SAN FRANCISCO	1/0	3	3	0	2.0	6.0	0	0	0	1	0
10/19	at Philadelphia	1/0	3	2	1	1.0	10.0	0	0	0	0	1
10/25	DALLAS						Inactive					
11/1	at New Orleans	1/0	0	0	0	0.0	0.0	0	0	0	0	0
11/8	at Tampa Bay	1/0	1	1	0	0.0	0.0	0	0	0	0	0
11/15	NEW ENGLAND	1/0	1	0	1	0.0	0.0	0	0	0	0	0
11/29	at Washington	1/0	0	0	0	0.0	0.0	0	0	0	0	0
12/6	NEW YORK JETS	1/0	5	3	2	0.0	0.0	0	0	0	0	0
							Signed by Dolphins					
12/20	at San Diego	1/0	1	1	0	0.0	0.0	0	0	0	0	0
12/27	INDIANAPOLIS	1/0	2	2	0	1.0	8.0	0	0	0	0	0
1/3	NEW ENGLAND	1/0	1	0	1	0.0	0.0	0	0	1	0	0
2015 TOTALS		14/0	21	15	6	4.0	24.0	0	0	1	1	1

DAMONTRE MOORE'S NFL REGULAR SEASON STATISTICS

YEAR	TEAM	GP	GS	TACKLES					INTERCEPTIONS					FUMBLES		
				TOT	SOLO	ASST	SK	YDS	NO	YDS	LG	TD	PD	FF	FR	YDS
2013	N.Y. Giants	15	0	5	3	2	0.0	0.0	0	0	-	0	1	1	0	0
2014	N.Y. Giants	16	0	24	18	6	5.5	35.0	0	0	-	0	2	0	0	0
2015	N.Y.G./Miami	14	0	21	15	6	4.0	24.0	0	0	-	0	1	1	1	0
NFL TOTALS		45	0	50	36	14	9.5	59.0	0	0	-	0	4	2	1	0



8 // QB

MATT MOORE

HT: 6-3 // WT: 220 // BORN: 8/9/84 // COLLEGE: OREGON STATE '07
ACQUIRED: UFA, 2011 (CAR.) // NFL: NINTH SEASON // DOLPHINS: FIFTH SEASON

PRO CAREER

2015 - Did not play at Washington (9/13) ... Did not play at Jacksonville (9/20) ... Did not play vs. Buffalo (9/27) ... Did not play vs New York Jets (10/4) ... Did not play at Tennessee (10/18) ... Made his season debut and completed one pass for 14 yards in 44-26 victory vs. Houston (10/25) ... Did not play at New England (10/29) ... Did not play at Buffalo (11/8) ... Did not play at Philadelphia (11/15) ... Did not play vs. Dallas (11/22) ... Did not play at New York Jets (11/29) ... Did not play vs. Baltimore (12/6) ... Did not play vs. New York Giants (12/14) ... Did not play at San Diego (12/20) ... Did not play vs. Indianapolis (12/27) ... Did not play vs. New England (1/3/16).

2015 GAME-BY-GAME STATISTICS

DATE	OPPONENT	PASSING								RUSHING					W/L	SCORE
		P/S	ATT	CMP	YDS	PCT	TD	INT	LG	TKLD	ATT	YDS	LG	TD		
9/13	at Washington								Did Not Play							
9/20	at Jacksonville								Did Not Play							
9/27	BUFFALO								Did Not Play							
10/4	N.Y. JETS								Did Not Play							
10/18	at Tennessee								Did Not Play							
10/25	HOUSTON	1/0	1	1	14	100	0	0	14	0/0	3	-2	0	0	W	44-26
10/29	at New England								Did Not Play							
11/8	at Buffalo								Did Not Play							
11/15	at Philadelphia								Did Not Play							
11/22	DALLAS								Did Not Play							
11/29	at N.Y. Jets								Did Not Play							
12/6	BALTIMORE								Did Not Play							
12/14	N.Y. GIANTS								Did Not Play							
12/20	at San Diego								Did Not Play							
12/27	INDIANAPOLIS								Did Not Play							
1/3/10	NEW ENGLAND								Did Not Play							
2015	TOTALS	1/0	1	1	14	100	0	0	14	0/0	3	-2	0	0	1-0	

MATT MOORE'S NFL REGULAR SEASON PASSING STATISTICS

YEAR	TEAM	GP	GS	ATT.	CMP.	PCT.	YDS		TD	INT.	LG	SK	YDS	
							YDS	ATT.					LST	RATE
2007	Carolina	9	3	111	63	56.8	730	6.6	3	5	57	6	40	67.0
2008	Carolina	INACTIVE												
2009	Carolina	7	5	138	85	61.6	1053	7.6	8	2	66	9	78	98.5
2010	Carolina	6	5	143	79	55.2	857	6.0	5	10	39	13	90	55.6
2011	Miami	13	12	347	210	60.5	2497	7.2	16	9	65t	36	229	87.1
2012	Miami	2	0	19	11	57.9	131	6.9	1	0	37	2	9	96.6
2013	Miami	1	0	6	2	33.3	53	8.8	0	2	50	0	0	27.1
2014	Miami	2	0	4	2	50.0	21	5.3	0	0	14	0	0	65.6
2015	Miami	1	0	1	1	100.0	14	14.0	0	0	14	0	0	118.8
NFL TOTALS		41	25	769	453	58.9	5356	7.0	33	28	66	66	446	79.3
MIAMI TOTALS		19	12	377	226	59.9	2716	7.2	17	11	65t	38	238	84.8

Career Regular Season Record As A Starter: (Carolina) 2-1 in 2007, 4-1 in 2009, 1-4 in 2010; (Miami) 6-6 in 2011 for total of 13-12.

MATT MOORE'S NFL REGULAR SEASON RUSHING STATISTICS

YEAR	TEAM	NO.	YDS.	AVG.	LG	TD
2007	Carolina	3	5	1.7	5	0
2008	Carolina	INACTIVE				
2009	Carolina	12	-3	-0.3	5	0
2010	Carolina	5	25	5.0	8	0
2011	Miami	32	65	2.0	16	2
2012	Miami	5	-3	-0.6	1	0
2013	Miami	0	0	0.0	0	0
2014	Miami	2	-2	-1.0	-1	0
2015	Miami	3	-2	-0.7	0	0
NFL TOTALS		60	85	1.4	16	2
MIAMI TOTALS		39	58	1.5	16	2



11 // WR

DEVANTE PARKER

HT: 6-3 // WT: 208 // BORN: 1/20/93 // COLLEGE: LOUISVILLE '15
DRAFT: D1, 14 // NFL: ROOKIE SEASON // DOLPHINS: ROOKIE SEASON

PRO CAREER

2015 - Made his NFL debut in 17-10 win at Washington (9/13) ... Recorded first reception of career for three yards at Jacksonville (9/20) ... Caught three passes for 27 yards vs. Buffalo (9/27) ... Played in 23 offensive snaps vs New York Jets (10/4) ... Saw action at wide receiver in a 38-10 victory at Tennessee (10/18) ... Saw action in 18 snaps on offense in 44-26 victory over Houston (10/25) ... Played wide receiver at New England (10/29) ... Inactive at Buffalo (11/8) ... Did not play at Philadelphia (11/15) ... Played in a reserve role on offense vs. Dallas (11/22) ... Caught four passes for 80 yards and one touchdown at New York Jets (11/29) ... The touchdown, a 33-yard reception from quarterback Ryan Tannehill was the first of his career ... Made first start of career vs. Baltimore (12/6) catching three passes for 63 yards, including a 38-yard touchdown from quarterback Ryan Tannehill ... Caught two passes for 16 yards in second start of career vs. New York Giants (12/14) ... Caught four passes for 87 yards (21.8 avg.) at San Diego (12/20) ... Caught four passes for 93 yards in start vs. Indianapolis (12/27) ... Posted 106 yards and one touchdown on five catches in start vs. New England (1/3/16) ... The first Dolphins rookie wide receiver with 100 yards in a game since 2001.

2015 GAME-BY-GAME STATISTICS

DATE	OPPONENT	P/S	RECEIVING				RUSHING				W/L	SCORE
			NO.	YDS.	LG	TD	ATT.	YDS.	LG	TD		
9/13	at Washington	1/0	0	0	0	0	0	0	0	0	W	17-10
9/20	at Jacksonville	1/0	1	3	3	0	0	0	0	0	L	23-20
9/27	BUFFALO	1/0	3	46	19	0	0	0	0	0	L	41-14
10/2	NEW YORK JETS	1/0	0	0	0	0	0	0	0	0	L	27-14
10/18	at Tennessee	1/0	0	0	0	0	0	0	0	0	W	38-10
10/25	HOUSTON	1/0	0	0	0	0	0	0	0	0	W	44-26
10/29	at New England	1/0	0	0	0	0	0	0	0	0	L	36-7
11/8	at Buffalo					Inactive						
11/15	at Philadelphia					Did Not Play						
11/22	DALLAS	1/0	0	0	0	0	0	0	0	0	L	24-14
11/29	at New York Jets	1/0	4	80	33t	1	0	0	0	0	L	38-20
12/6	BALTIMORE	1/1	3	63	38t	1	0	0	0	0	W	15-13
12/14	NEW YORK GIANTS	1/1	2	16	16	0	0	0	0	0	L	31-24
12/20	at San Diego	1/0	4	87	35	0	0	0	0	0	L	30-14
12/27	INDIANAPOLIS	1/1	4	93	49	0	0	0	0	0	L	18-12
1/3	NEW ENGLAND	1/1	5	106	46	1	0	0	0	0	W	20-10
2015 TOTALS			14/4	26	494	49	3	0	0	0	5-9	

DEVANTE PARKER'S NFL REGULAR SEASON STATISTICS

YEAR	TEAM	GP	GS	RECEIVING					RUSHING				
				NO.	YDS.	AVG.	LG	TD	ATT.	YDS.	AVG.	LG	TD
2015	Miami	14	4	26	494	19.0	49	3	0	0	-	-	0



29 // CB TYLER PATMON

HT: 5-10 // WT: 188 // BORN: 1/26/91 // COLLEGE: OKLAHOMA STATE '14
ACQUIRED: FA, 2015 // NFL: SECOND SEASON // DOLPHINS: FIRST SEASON

PRO CAREER

Career Transactions - Signed by the Dolphins to the active roster on Dec. 26, 2015 ... Signed by the Miami Dolphins to the practice squad on Dec. 17, 2015 ... Waived by Dallas on December 15, 2015 ... Originally entered the NFL as a college free agent signed by the Dallas Cowboys on May 21, 2014 out of Oklahoma State.

2015 - Played in 11 games with the Dallas Cowboys totaling 13 tackles and six passes defended ... Played special teams in Miami Dolphins debut vs. Indianapolis (12/27) ... Played special teams vs. New England (1/3/15).

2014 - Played 11 games for the Dallas Cowboys registering three tackles and one interception which was returned for a touchdown.

COLLEGE

Patmon played collegiately at Kansas and Oklahoma State, playing in 48 games (33 starts) and recording 172 tackles, 15.5 tackles for loss, 31 passes defended, seven interceptions, and scored two defensive touchdowns. After graduating from Kansas in 2012, Patmon transferred to Oklahoma State to fulfill his final year of eligibility.

PERSONAL

A two-year letterwinner at Vista Ridge HS ... Played cornerback and wide receiver ... Earned all-district first team honors as a junior and a senior ... As a senior he recorded 37 tackles, two pass breakups and two interceptions ... On offense he had seven receptions for 113 yards and two scores ... Blocked one punt and two field goals ... As a junior he had 45 tackles, one interception, 11 passes broken up and forced one fumble ... Also ran track and was a state qualifier ... Earned academic all-district honors ... Born Jan. 26, 1991 to Shaun and Todd Patmon.

2015 GAME-BY-GAME STATISTICS

DATE	OPPONENT	P/S	TCK	SOLO	AST	SK	YDS	INT	YDS	PD	FF	FR
9/13	N.Y. GIANTS	1/0	4	3	1	0.0	0.0	0	0	0	0	0
9/20	at Philadelphia	1/1	0	0	0	0.0	0.0	0	0	2	0	0
9/27	ATLANTA	1/0	1	1	0	0.0	0.0	0	0	1	0	0
10/4	at New Orleans	1/0	1	0	1	0.0	0.0	0	0	1	0	0
10/11	NEW ENGLAND	1/0	0	0	0	0.0	0.0	0	0	0	0	0
10/25	at N.Y. Giants		Inactive									
11/1	SEATTLE		Inactive									
11/8	PHILADELPHIA	1/0	0	0	0	0.0	0.0	0	0	0	0	0
11/15	at Tampa Bay	1/0	3	3	0	0.0	0.0	0	0	2	0	0
11/22	MIAMI	1/1	1	1	0	0.0	0.0	0	0	0	0	0
11/26	CAROLINA	1/0	2	2	0	0.0	0.0	0	0	0	0	0
12/7	at Washington	1/0	1	1	0	0.0	0.0	0	0	0	0	0
12/13	at Green Bay	1/0	0	0	0	0.0	0.0	0	0	0	0	0
12/20	at San Diego		Practice Squad (Miami)									
12/27	INDIANAPOLIS	1/0	0	0	0	0.0	0.0	0	0	0	0	0
1/3	NEW ENGLAND	1/0	0	0	0	0.0	0.0	0	0	0	0	0
2015 TOTAL		13/2	13	11	2	0.0	0.0	0	0	6	0	0

TYLER PATMON'S NFL REGULAR SEASON STATISTICS

YEAR	TEAM	TACKLES							INTERCEPTIONS					FUMBLES		
		GP	GS	TOT	SOLO	ASST	SK	YDS	NO	YDS	LG	TD	PD	FF	FR	YDS
2014	Dallas	11	0	3	3	0	0.0	0.0	1	58t	58t	1	1	0	0	0
2015	Dal/Mia	13	2	13	11	2	0.0	0.0	0	0	-	0	6	0	0	0
NFL TOTALS		24	2	16	14	2	0.0	0.0	1	58t	58t	1	7	0	0	0



42 // LB

SPENCER PAYSINGER

HT: 6-2 // WT: 250 // BORN: 6/28/88 // COLLEGE: OREGON '11
ACQUIRED: UFA, 2015 (NYG) // NFL: FIFTH SEASON // DOLPHINS: FIRST SEASON

PRO CAREER

2015 - Registered one special teams tackle in Dolphins debut against Washington (9/13) ... Posted one tackle on defense and one special teams tackle at Jacksonville (9/20) ... Named captain and played 26 snaps on special teams vs. Buffalo (9/27) ... Registered a season-high five tackles vs. New York Jets (10/4) ... Played 17 special teams snaps and recorded one special teams tackle in a 38-10 win at Tennessee (10/18) ... Played 20 snaps on special teams in 44-26 win vs. Houston (10/25) ... Totaled one tackle and one special teams stop at New England (10/29) ... Played 22 snaps on special teams at Buffalo (11/8) ... Inactive at Philadelphia (11/15) ... Inactive vs. Dallas (11/22) ... Returned from an injury and assisted on two special teams tackles at New York Jets (11/29) ... Played special teams vs. Baltimore (12/6) ... Named captain and registered one special teams tackle vs. New York Giants (12/14) ... Registered two tackles and one assisted special teams tackle at San Diego (12/20) ... Registered three special teams tackles (one solo) vs. Indianapolis (12/27) ... Played special teams in 20-10 win vs. New England 20-10.

2015 GAME-BY-GAME STATISTICS

DATE	OPPONENT	P/S	TCKSOLO	AST	SK	YDS	INT	YDS	PD	FF	FR
9/13	at Washington	1/0	0	0	0	0.0	0	0	0	0	0
9/20	at Jacksonville	1/0	1	1	0	0.0	0	0	0	0	0
9/27	BUFFALO	1/0	0	0	0	0.0	0	0	0	0	0
10/4	N.Y. JETS	1/0	5	4	1	0.0	0	0	0	0	0
10/18	at Tennessee	1/0	0	0	0	0.0	0	0	0	0	0
10/25	HOUSTON	1/0	1	1	0	0.0	0	0	0	0	0
10/29	at New England	1/0	1	1	0	0.0	0	0	0	0	0
11/8	at Buffalo	1/0	0	0	0	0.0	0	0	0	0	0
11/15	at Philadelphia					Inactive					
11/22	DALLAS					Inactive					
11/29	at N.Y. Jets	1/0	0	0	0	0.0	0	0	0	0	0
12/6	BALTIMORE	1/0	0	0	0	0.0	0	0	0	0	0
12/14	N.Y. GIANTS	1/0	0	0	0	0.0	0	0	0	0	0
12/20	at San Diego	1/0	2	1	1	0.0	0	0	0	0	0
12/27	INDIANAPOLIS	1/0	0	0	0	0.0	0	0	0	0	0
1/3	NEW ENGLAND	1/0	0	0	0	0.0	0	0	0	0	0
2015 TOTALS		14/0	10	8	2	0.0	0.0	0	0	0	0

SPENCER PAYSINGER'S NFL REGULAR SEASON STATISTICS

YEAR	TEAM	GP	GS	TACKLES					INTERCEPTIONS					FUMBLES		
				TOT	SOLO	ASST	SK	YDS	NO	YDS	LG	TD	PD	FF	FR	YDS
2011	N.Y. Giants	15	0	5	5	0	0.0	0.0	0	0	0	0	0	0	1	0
2012	N.Y. Giants	16	3	19	11	8	0.0	0.0	0	0	0	0	0	1	1	0
2013	N.Y. Giants	16	10	66	58	8	1.0	0.0	0	0	0	0	1	0	1	0
2014	N.Y. Giants	15	1	5	4	1	0.0	0.0	0	0	0	0	0	0	0	0
2015	Miami	14	0	10	8	2	0.0	0.0	0	0	0	0	0	0	0	0
NFL TOTALS		76	14	105	86	19	1.0	0.0	0	0	0	0	1	1	3	0



97 // DT

JORDAN PHILLIPS

HT: 6-6 // WT: 330 // BORN: 10/15/92 // COLLEGE: OKLAHOMA '15
DRAFT: D2, 52 // NFL: ROOKIE SEASON // DOLPHINS: ROOKIE SEASON

PRO CAREER

2015 - Made NFL debut at Washington (9/13) ... Recorded first sack of career for an eight-yard loss ... Played on defense at Jacksonville (9/20) ... Inactive vs. Buffalo (9/27) ... Saw action on defense and special teams vs New York Jets (10/4) ... Played in 26 defensive snaps in a 38-10 win at Tennessee (10/18) ... Recorded one tackle vs. Houston (10/25) ... Helped the defense hold Houston's offense to zero first downs in their first seven drives of the game ... Saw action on the defensive line and totaled two tackles at New England (10/29) ... Registered his second sack of the season at Buffalo (11/8) dropping quarterback Tyrod Taylor for a six-yard loss ... Played 19 snaps on defense in 20-19 victory over Philadelphia (11/15) ... Helped hold Philadelphia, who entered the game ranked as the 10th best rushing attack in the NFL, to 83 yards and a 2.3 ypc average ... Registered two tackles and two passes defended vs. Dallas (11/22) ... Posted two tackles and one pass defended at New York Jets (11/29) ... Made first career start vs. Baltimore (12/6) finishing with four tackles and one pass defended that led to a Reshad Jones interception ... Registered two tackles vs. New York Giants (12/14) ... Started at defensive tackle and registered one tackle at San Diego (12/20) ... Registered one tackle in start vs. Indianapolis (12/27) ... Posted two tackles in start vs. New England (1/3/16).

2015 GAME-BY-GAME STATISTICS

DATE	OPPONENT	P/S	TCKSOLO	AST	SK	YDS	INT	YDS	PD	FF	FR
9/13	at Washington	1/0	1	1	0	1.0	8.0	0	0	0	0
9/20	at Jacksonville	1/0	0	0	0	0.0	0.0	0	0	0	0
9/27	BUFFALO					Inactive					
10/4	N.Y. JETS	1/0	0	0	0	0.0	0.0	0	0	0	0
10/18	at Tennessee	1/0	1	0	1	0.0	0.0	0	0	0	0
10/25	HOUSTON	1/0	1	1	0	0.0	0.0	0	0	0	0
10/29	at New England	1/0	2	1	1	0.0	0.0	0	0	0	0
11/8	at Buffalo	1/0	1	1	0	1.0	6.0	0	0	0	0
11/15	at Philadelphia	1/0	0	0	0	0.0	0.0	0	0	0	0
11/22	DALLAS	1/0	2	2	0	0.0	0.0	0	0	2	0
11/29	at N.Y. Jets	1/0	2	2	0	0.0	0.0	0	0	1	0
12/6	BALTIMORE	1/1	4	1	3	0.0	0.0	0	0	1	0
12/14	N.Y. GIANTS	1/0	1	1	0	0.0	0.0	0	0	0	0
12/20	at San Diego	1/1	1	1	0	0.0	0.0	0	0	0	0
12/27	INDIANAPOLIS	1/1	1	1	0	0.0	0.0	0	0	0	0
1/3	NEW ENGLAND	1/1	2	2	0	0.0	0.0	0	0	0	0
2015 TOTALS		15/4	19	14	5	2.0	14.0	0	0	4	0

JORDAN PHILLIPS' NFL REGULAR SEASON STATISTICS

YEAR TEAM		GP GS		TACKLES					INTERCEPTIONS					FUMBLES		
				TOT	SOLO	ASST	SK	YDS	NO	YDS	LG	TD	PD	FF	FR	YDS
2015	Miami	15	4	19	14	5	2.0	14.0	0	0	0	0	4	0	0	0



51 // C MIKE POUNCEY

HT: 6-5 // WT: 305 // BORN: 7/24/89 // COLLEGE: FLORIDA '11
ACQUIRED: D1, 2011 // NFL: FIFTH SEASON // DOLPHINS: FIFTH SEASON

PRO CAREER

2015 - Made first start of the season in 17-10 victory at Washington (9/13) ... Named captain for game and played in 68 offensive snaps at Jacksonville (9/20) ... Started at center vs. Buffalo (9/27) ... Started and played in all 64 offensive snaps vs. New York Jets (10/4) ... Helped the offense reach 424 total yards, including first 100-yard rushing game of the season in start at Tennessee (10/18) ... Helped lead the offense to 503 total yards in 44-26 victory vs. Houston (10/25) ... Opened lanes for RB Lamar Miller to gain 175 yards and one touchdown on 14 carries (12.5 avg.) which were the first back-to-back 100-plus rushing yard games of Miller's career ... Provided protection for QB Ryan Tannehill to have the first perfect passer rating (158.3) of his career and tie a career high of four touchdown passes ... Started and played all 63 offensive snaps at New England (10/29) ... Played all 69 offensive snaps at Buffalo (11/8) and helped the offense pass for 318 yards and rush for 106 yards and two touchdowns ... Played all 67 offensive snaps at Philadelphia (11/15) opening lanes for offense to rush for 99 yards and pass for 217 yards and two touchdowns ... Played all 48 offensive snaps in start vs. Dallas (11/22) ... Started at New York Jets (11/29) before leaving the game due to injury ... Played all 48 offensive snaps in start in 15-13 win over Baltimore (12/6), opening lanes for the offense to rush for 137 yards ... Opened lanes for offense to rush for 128 yards, including 101 yards in the first half vs. New York Giants (12/14) and protected QB Ryan Tannehill to throw for 236 yards and one touchdown while only allowing one sack as a unit ... Started at San Diego (12/20) before leaving game with an injury ... Inactive with an injury vs. Indianapolis (12/27) ... Inactive vs. New England (1/3/16) ... Named to third straight Pro Bowl.

MIKE POUNCEY'S NFL REGULAR SEASON STATISTICS

GAMES/STARTS: 2011: 16/16, 2012: 16/16, 2013: 14/14, 2014: 12/12, 2015: 14/14 **NFL TOTALS:** 72/72



79 // DE DERRICK SHELBY

HT: 6-2 // WT: 280 // BORN: 3/4/89 // COLLEGE: UTAH '12
ACQUIRED: FA, 2012 // NFL: FOURTH SEASON // DOLPHINS: FOURTH SEASON

PRO CAREER

2015 - Appeared in first game of the season in win at Washington (9/13) and recorded one tackle ... Played 52 snaps on defense, registering two tackles at Jacksonville (9/20) ... Saw action on defense vs. Buffalo (9/27) recording two tackles, including one for a loss and one quarterback hit ... Registered two tackles, including one tackle for a loss and one pass defended vs. New York Jets (10/4) ... Registered one tackle in win at Tennessee (10/18) ... Registered one tackle and one quarterback hit in 44-26 win vs. Houston (10/25) ... Racked up two tackles at New England (10/29) ... Registered two tackles in first start of the season at Buffalo (11/8) ... Registered four tackles, including one sack for a loss of 24 yards and a forced fumble in start at Philadelphia (11/15) ... Helped hold Philadelphia, who entered the game ranked as the 10th best rushing attack in the NFL, to 83 yards and a 2.3 ypc average ... Registered three tackles including one sack for four yards in start vs. Dallas (11/22) ... Posted two tackles in start at New York Jets (11/29) ... Posted three tackles including a 0.5 sack for 4.5 yards and an interception returned for a touchdown in 15-13 victory against Baltimore (12/6) ... Registered two tackles vs. New York Giants (12/14) ... Posted four tackles and one pass defended at San Diego (12/20) ... Registered two tackles and one pass defended vs. Indianapolis (12/27) ... Registered five tackles, including one sack for five yards and a forced fumble vs. New England (1/3/16).

2015 GAME-BY-GAME STATISTICS

DATE	OPPONENT	P/S	TCKSOLO	AST	SK	YDS	INT	YDS	PD	FF	FR
9/13	at Washington	1/0	1	0	1	0.0	0.0	0	0	0	0
9/20	at Jacksonville	1/0	2	1	1	0.0	0.0	0	0	0	0
9/27	BUFFALO	1/0	2	2	0	0.0	0.0	0	0	0	0
10/4	N.Y. JETS	1/0	2	2	0	0.0	0.0	0	0	1	0
10/18	at Tennessee	1/0	1	1	0	0.0	0.0	0	0	0	0
10/25	HOUSTON	1/0	1	1	0	0.0	0.0	0	0	0	0
10/29	at New England	1/0	2	1	1	0.0	0.0	0	0	0	0
11/8	at Buffalo	1/1	2	1	1	0.0	0.0	0	0	0	0
11/15	at Philadelphia	1/1	3	3	0	1.0	24.0	0	0	0	1
11/22	DALLAS	1/1	3	2	1	1.0	4.0	0	0	0	0
11/29	at N.Y. Jets	1/1	2	0	2	0.0	0.0	0	0	0	0
12/6	BALTIMORE	1/0	3	2	1	0.5	4.5	1	22	1	0
12/14	N.Y. GIANTS	1/1	2	1	1	0.0	0.0	0	0	0	0
12/20	at San Diego	1/1	4	2	2	0.0	0.0	0	0	1	0
12/27	INDIANAPOLIS	1/1	2	1	1	0.0	0.0	0	0	1	0
1/3	NEW ENGLAND	1/1	5	5	0	1.0	5.0	0	0	0	1
2015 TOTALS		16/8	37	25	12	3.5	37.5	1	22	4	2

DERRICK SHELBY'S NFL REGULAR SEASON STATISTICS

YEAR	TEAM	GP GS		TACKLES					INTERCEPTIONS					FUMBLES			
				TOT	SOLO	ASST	SK	YDS	NO	YDS	LG	TD	PD	FF	FR	YDS	
2012	Miami	16	0	8	7	1	0.0	0.0	0	0	-	0	0	0	0	0	0
2013	Miami	16	1	32	21	11	2.5	12.0	0	0	-	0	0	2	0	0	0
2014	Miami	15	0	26	21	5	3.0	17.0	1	2	2	0	1	0	1	0	0
2015	Miami	16	8	37	25	12	3.5	37.5	1	22	22	1	4	2	0	0	0
NFL TOTALS		63	9	103	74	29	9.0	66.5	2	24	22	1	5	4	1	0	0



52 // LB

KELVIN SHEPPARD

HT: 6-2 // WT: 249 // BORN: 1/2/88 // COLLEGE: LOUISIANA STATE '11
ACQUIRED: FA, 2014 // NFL: FIFTH SEASON // DOLPHINS: SECOND SEASON

PRO CAREER

2015 - Recorded first start of the season in victory at Washington (9/13) and registered five tackles ... Started at Jacksonville (9/20) recording four tackles including one tackle for a loss ... Started and registered six tackles, including two for a loss vs. Buffalo (9/27) ... Started and registered three tackles vs New York Jets (10/4) ... Posted one tackle in start at Tennessee (10/18) ... Registered two tackles in start vs Houston (10/25) ... Helped the defense hold Houston's offense to zero first downs in their first seven drives of the game ... Tied for the team lead with eight tackles at New England (10/29) ... Registered four tackles in start at Buffalo (11/8) ... Racked up 11 tackles, including two tackles for a loss in start at Philadelphia (11/15) ... Led the team with 14 tackles including one for a loss in start vs. Dallas (11/22) ... Registered back-to-back double digit tackles for the first time in career after Week 10, 11 tackles at Philadelphia (11/15) and Week 11, 14 tackles vs. Dallas (11/22) ... Racked up nine tackles, including two tackles for a loss and one pass defended at New York Jets (11/29) ... Racked up eight tackles in start vs. Baltimore (12/6) ... Totaled five tackles vs. New York Giants (12/14) ... Registered 12 tackles, including two tackles for loss at San Diego (12/20) ... Registered six tackles in start vs. Indianapolis (12/27) ... Racked up five tackles vs. New England (1/6/16).

2015 GAME-BY-GAME STATISTICS

DATE	OPPONENT	P/S	TCKSOLO	AST	SK	YDS	INT	YDS	PD	FF	FR
9/13	at Washington	1/1	5	3	2	0.0	0.0	0	0	0	0
9/20	at Jacksonville	1/1	4	2	2	0.0	0.0	0	0	0	0
9/27	BUFFALO	1/1	6	6	0	0.0	0.0	0	0	0	0
10/4	N.Y. JETS	1/1	3	1	2	0.0	0.0	0	0	0	0
10/18	at Tennessee	1/1	1	1	0	0.0	0.0	0	0	0	0
10/25	HOUSTON	1/1	2	2	0	0.0	0.0	0	0	0	0
10/29	at New England	1/1	8	5	3	0.0	0.0	0	0	0	0
11/8	at Buffalo	1/1	4	4	0	0.0	0.0	0	0	0	0
11/15	at Philadelphia	1/1	11	8	3	0.0	0.0	0	0	0	0
11/22	DALLAS	1/1	14	10	4	0.0	0.0	0	0	0	0
11/29	at N.Y. Jets	1/0	9	4	5	0.0	0.0	0	1	0	0
12/6	BALTIMORE	1/1	8	5	3	0.0	0.0	0	0	0	0
12/14	N.Y. GIANTS	1/0	5	3	2	0.0	0.0	0	0	0	0
12/20	at San Diego	1/1	11	10	1	0.0	0.0	0	1	0	0
12/27	INDIANAPOLIS	1/1	6	4	2	0.0	0.0	0	0	0	0
1/3	NEW ENGLAND	1/1	5	4	1	0.0	0.0	0	0	0	0
2015 TOTALS		16/13	102	72	30	0.0	0.0	0	0	2	0

KELVIN SHEPPARD'S NFL REGULAR SEASON STATISTICS

YEAR	TEAM	GP	GS	TACKLES					INTERCEPTIONS					FUMBLES		
				TOT	SOLO	ASST	SK	YDS	NO	YDS	LG	TD	PD	FF	FR	YDS
2011	Buffalo	16	9	61	42	19	0.0	0.0	0	0	-	0	1	0	1	0
2012	Buffalo	16	15	77	53	24	2.0	17.0	0	0	-	0	1	0	0	0
2013	Indianapolis	15	7	43	18	25	1.0	9.0	0	0	-	0	1	0	0	0
2014	Miami	14	1	20	14	6	0.0	0.0	0	0	-	0	0	1	0	0
2015	Miami	16	13	102	72	30	0.0	0.0	0	0	-	0	2	0	0	0
NFL TOTALS		77	45	303	199	104	3.0	26.0	0	0	-	0	5	1	1	0
MIAMI TOTALS		30	14	122	86	36	0.0	0.0	0	0	-	0	2	1	0	0



80 // TE

DION
SIMS

HT: 6-4 // WT: 268 // BORN: 2/18/91 // COLLEGE: MICHIGAN STATE '14
ACQUIRED: D4B, 2013 // NFL: THIRD SEASON // DOLPHINS: THIRD SEASON

PRO CAREER

2015 - Appeared in first game of the season at Washington (9/13) ... Inactive at Jacksonville (9/20) ... Inactive vs. Buffalo (9/27) ... Inactive vs New York Jets (10/4) ... Caught four passes for 33 yards, including a two-yard touchdown reception in a win at Tennessee (10/18) ... Caught one pass for in 44-26 victory vs. Houston (10/25) ... Caught one pass at New England (10/29) ... Caught one pass for nine yards at Buffalo (11/8) ... Started and caught one pass for eight yards in 20-19 win at Philadelphia (11/15) ... Played offense vs. Dallas (11/22) ... Caught one pass at New York Jets (11/29) ... Caught one pass for four yards vs. Baltimore (12/6) ... Caught three passes for 14 yards in start vs. New York Giants (12/14) ... Started and caught one pass for nine yards at San Diego (12/20) ... Caught one pass for eight yards in start vs. Indianapolis (12/27).

2015 GAME-BY-GAME STATISTICS

DATE	OPPONENT	P/S	RECEIVING				RUSHING				W/L	SCORE
			NO.	YDS.	LG	TD	ATT.	YDS.	LG	TD		
9/13	at Washington	1/0	0	0	0	0	0	0	0	0	W	17-10
9/20	at Jacksonville						Inactive					
9/27	BUFFALO						Inactive					
10/2	NEW YORK JETS						Inactive					
10/18	at Tennessee	1/0	4	33	16	1	0	0	0	0	W	38-10
10/25	HOUSTON	1/0	1	-3	-3	0	0	0	0	0	W	44-26
10/29	at New England	1/0	1	6	6	0	0	0	0	0	L	36-7
11/8	at Buffalo	1/0	1	9	9	0	0	0	0	0	L	33-17
11/15	at Philadelphia	1/1	1	8	8	0	0	0	0	0	W	20-19
11/22	DALLAS	1/0	0	0	0	0	0	0	0	0	L	24-14
11/29	at New York Jets	1/0	1	-1	-1	0	0	0	0	0	L	38-20
12/6	BALTIMORE	1/0	1	4	4	0	0	0	0	0	W	15-13
12/14	NEW YORK GIANTS	1/1	3	14	8	0	0	0	0	0	L	31-24
12/20	at San Diego	1/1	1	9	9	0	0	0	0	0	L	30-14
12/27	INDIANAPOLIS	1/1	1	8	8	0	0	0	0	0	L	18-12
1/3	NEW ENGLAND	1/0	3	40	22	0	0	0	0	0	W	20-10
2015 TOTALS		13/4	18	127	22	1	0	0	0	0	6-7	

DION SIMS' NFL REGULAR SEASON STATISTICS

YEAR	TEAM	GP	GS	RECEIVING					RUSHING				
				NO.	YDS.	AVG.	LG	TD	ATT.	YDS.	AVG.	LG	TD
2013	Miami	15	5	6	32	5.3	8	1	0	0	-	0	0
2014	Miami	14	2	24	284	11.8	38	2	0	0	-	0	0
2015	Miami	13	4	18	127	7.1	16	1	0	0	-	0	0
NFL TOTALS		42	11	48	443	9.2	38	4	0	0	0	0	0



64 // G SHELLEY SMITH

HT: 6-4 // WT: 310 // BORN: 5/21/1987 // COLLEGE: COLORADO STATE '14
ACQUIRED: FA, 2015 // NFL: SIXTH SEASON // DOLPHINS: SECOND SEASON

PRO CAREER

Career Transactions - Signed by the Dolphins on December 22, 2015 ... Released by the Denver Broncos on November 18, 2015 ... Signed by the Dever Broncos on March 13, 2015 ... Released by the Dolphins on March 10, 2015 ... Signed by Dolphins as an unrestricted free agent on March 18, 2014... Claimed off waivers by St. Louis from Houston December 2, 2012...Placed on injured reserve August 25, 2011.... Signed to active roster December 1, 2010...Signed to the Texans practice squad October 5, 2010...Waived by the Texans October 2, 2010...Selected by Houston Texans in the sixth round (187th overall) of the 2010 NFL Draft.

2015: Inactive for 14 games with the Denver Broncos ... Inactive vs. Indianapolis Colts (12/27) ... Inactive vs. New England (1/3/16).

2014: Smith played 11 games (3 starts) for Miami, helping the Dolphins post their most total offensive yards (5,601) since 1995 ... Blocked for running back Lamar Miller, who finished the season with 1,099 yards rushing, the most for a Dolphins rusher since 2009 ... Started at right guard vs. N.E. (9/7) and at Buf. (9/14) and at left guard vs. Buf. (11/13).

2013: Saw action in season opener on special teams vs. Arizona (9/8) ... Declared inactive at Atlanta (9/15)... Saw action on special teams at Dallas (9/22) ... Saw action on special teams vs. San Francisco (9/26) ... Saw action on offense and special teams vs. Jacksonville (10/6)... Saw action on offense and special teams at Houston (10/13)... Saw action on offense and special teams at Carolina (10/20) ... Saw action on offense over at right guard and special teams vs. Seattle (10/28) ... Started at right guard as part of an offensive line that helped the Rams rush for 160 yards and two touchdowns vs. Tennessee (11/3) ... Saw action on offense and special teams at Indianapolis (11/10)... Saw action on offense and special teams vs. Chicago (11/24) ... Saw action on offense at right guard at San Francisco (12/1) ... Saw action on special teams vs. New Orleans (12/15) ... Saw action at right guard vs. Tampa Bay (12/22)... Started at right guard at Seattle (12/29).

2012: Saw action in his first game as a member of Rams vs. Arizona (10/4)... Earned his first NFL start at left guard vs. Green Bay (10/21)... Started at left guard vs. New England (10/28)... Started at left guard at San Francisco (11/11)... Started at right guard at Tampa Bay (12/23)... Started at right guard at Seattle (12/30).

2011: Placed on injured/reserve list in training camp (8/25).

2010: Inactive for the first three games and the final five games of the 2010 season...on Houston's practice squad for eight weeks during the middle of the season.

COLLEGE

Played in 36 games with 31 starts in four seasons at Colorado State... Two-time All-Mountain West Conference selection, earning second-team honors in 2008 and honorable mention in 2009... Played in nine games with eight starts, but did not miss a conference game as a senior in 2009... Second-team all-MWC choice, played in 12 games with 11 starts, including the New Mexico Bowl (12/20)... Started all 12 games as a sophomore in 2007 after playing in three G | 66 Shelley SMITH HEIGHT: 6-4 WEIGHT: 312 BORN: 5/21/87 ACQUIRED: UFA, 2014 (ST.L) COLLEGE: COLORADO STATE NFL: FIFTH SEASON DOLPHINS: FIRST SEASON games as a freshman in 2006... Majored in Nutrition and Food Science.

PERSONAL

All-star offensive lineman at Westview High School in Phoenix... Earned three varsity letters in football, and was a two-year starter... Lettered once in track, where he threw the shot put and discus... earned first-team all-region honors in 2004 as an offensive tackle and was second-team as a defensive lineman...Was a two-time allstate performer in football and was named to the all-Arizona team as a senior... Was named the West Valley Player of the Year as a senior... Born Shelley Andres Smith on May 21, 1987 in Phoenix, Arizona.

SHELLEY SMITH'S NFL REGULAR SEASON STATISTICS

GAMES/STARTS:	2012 (St. Louis): 11/6, 2013 (St. Louis): 14/2, 2014 (Miami): 11/3, 2015: 0/0	NFL
TOTALS:	36/11	



10 // WR

KENNY
STILLS

HT: 6-0 // WT: 198 // BORN: 4/22/92 // COLLEGE: OKLAHOMA '13
ACQUIRED: T, 2015 (N.O.) // NFL: THIRD SEASON // DOLPHINS: FIRST SEASON

PRO CAREER

2015 - Made Dolphins debut in 17-10 victory at Washington (9/13) and caught one pass for 12 yards ... Saw action at wide receiver at Jacksonville (9/20) catching two passes for eight yards ... Played 41 snaps on offense vs. Buffalo (9/27) ... Caught first touchdown of the season and finished with five receptions for 81 yards and one touchdown vs. New York Jets (10/4) ... Made first start of the season and caught two passes for 46 yards in a 38-10 win at Tennessee (10/18) ... Started and played 48 offensive stats in 44-26 victory vs Houston (10/25) ... Started at wide receiver and caught three passes for 58 yards (19.3 avg.) at New England (10/29) ... Caught three passes for 74 yards, including his season-long 46-yard reception in start at Buffalo (11/8) ... Saw action at wide receiver in 20-19 win at Philadelphia (11/15) ... Caught two passes for 52 yards, including a 29-yard touchdown vs. Dallas (11/22) ... Started at wide receiver at New York Jets (11/29) ... Started and played 21 snaps in 15-13 victory against Baltimore (12/6) ... Caught two passes for 49 yards, including a 47-yard touchdown vs. New York Giants (12/14) ... Caught one pass for 23 yards at San Diego (12/20) ... Caught three passes for 14 yards vs. Indianapolis (12/27) ... Caught one pass for 11 yards in start vs. New England (1/3/16).

2015 GAME-BY-GAME STATISTICS

DATE	OPPONENT	P/S	NO.	RECEIVING			RUSHING				W/L	SCORE
				YDS.	LG	TD	ATT.	YDS.	LG	TD		
9/13	at Washington	1/0	1	12	12	0	0	0	0	0	W	17-10
9/20	at Jacksonville	1/0	2	8	8	0	0	0	0	0	L	23-20
9/27	BUFFALO	1/0	0	0	0	0	0	0	0	0	L	41-14
10/2	NEW YORK JETS	1/0	5	81	42	1	0	0	0	0	L	27-14
10/18	at Tennessee	1/1	2	46	38	0	0	0	0	0	W	38-10
10/25	HOUSTON	1/1	0	0	-	0	0	0	0	0	W	44-26
10/29	at New England	1/1	3	58	25	0	0	0	0	0	L	36-7
11/8	at Buffalo	1/1	3	74	46	0	0	0	0	0	L	33-17
11/15	at Philadelphia	1/0	0	0	0	0	0	0	0	0	W	20-19
11/22	DALLAS	1/1	2	52	29t	1	0	0	0	0	L	24-14
11/29	at New York Jets	1/1	2	12	7	0	0	0	0	0	L	38-20
12/6	BALTIMORE	1/1	0	0	-	0	0	0	0	0	W	15-13
12/14	NEW YORK GIANTS	1/0	2	49	47t	1	0	0	0	0	L	31-24
12/20	at San Diego	1/0	1	23	23	0	0	0	0	0	L	30-14
12/27	INDIANAPOLIS	1/0	3	14	9	0	0	0	0	0	L	18-12
1/3	NEW ENGLAND	1/1	1	11	11	0	0	0	0	0	W	
2015 TOTALS			16/8	27	440	47t	3	0	0	0	0	6-10

KENNY STILLS' NFL REGULAR SEASON STATISTICS

YEAR	TEAM	GP	GS	RECEIVING					RUSHING				
				NO.	YDS.	AVG.	LG	TD	ATT.	YDS.	AVG.	LG	TD
2013	New Orleans	16	10	32	641	20.0	76t	5	3	10	3.3	4	0
2014	New Orleans	15	6	63	931	14.8	69t	3	1	-2	-2.0	-2	0
2015	Miami	16	8	27	440	16.3	47t	3	0	0	-	-	0
NFL TOTALS		47	24	122	2,012	16.5	76t	11	4	8	2.0	4	0



86 // TE

JAKE

STONEBURNER

HT: 6-3 // WT: 250 // BORN: 8/25/89 // COLLEGE: MIAMI (FLA.) '12
ACQUIRED: FA, 2015 // NFL: SECOND SEASON // DOLPHINS: FIRST SEASON

PRO CAREER

2015 - Signed to Miami's active roster on September 14, 2015 ... Made Dolphins debut and caught first career touchdown at Jacksonville (9/20), finishing with two receptions for 18 yards and one touchdown ... Became the first player to catch a touchdown on his first career reception since TE Kory Sperry scored on a 5-yard touchdown pass from QB Chad Henne against Tampa Bay on November 15, 2009 ... Caught one pass for 13 yards vs. Buffalo (9/27) ... Caught two passes for 16 yards and one touchdown vs New York Jets (10/4) ... Played one offensive snap in victory at Tennessee (10/18) ... Inactive vs Houston (10/25) ... Inactive at New England (10/29) ... Played on offense at Buffalo (11/8) ... Played on offense and special teams in 20-19 win at Philadelphia (20-19) ... Inactive vs. Dallas (11/22) ... Inactive at New York Jets (11/29) ... Played offense and special teams vs. Baltimore (12/6) ... Saw action at tight end vs. New York Giants (12/14) ... Made first career start on offense at San Diego (12/20) ... Saw action at tight end vs. Indianapolis (12/27) ... Saw action at tight end in 20-10 victory vs. New England (1/3/16).

2015 GAME-BY-GAME STATISTICS

DATE	OPPONENT	P/S	NO.	RECEIVING			RUSHING				W/L	SCORE
				YDS.	LG	TD	ATT.	YDS.	LG	TD		
9/13	at Washington											
9/20	at Jacksonville	1/0	2	18	13	1	0	0	0	0	L	23-20
9/27	BUFFALO	1/0	1	13	13	0	0	0	0	0	L	41-14
10/2	NEW YORK JETS	1/0	2	16	8t	1	0	0	0	0	L	27-14
10/18	at Tennessee	1/0	0	0	0	0	0	0	0	0	W	38-10
10/25	HOUSTON											
10/29	at New England											
11/8	at Buffalo	1/0	0	0	0	0	0	0	0	0	W	33-17
11/15	at Philadelphia	1/0	0	0	0	0	0	0	0	0	W	20-19
11/22	DALLAS											
11/29	at New York Jets											
12/6	BALTIMORE	1/0	0	0	0	0	0	0	0	0	W	15-13
12/14	NEW YORK GIANTS	1/0	0	0	0	0	0	0	0	0	L	31-24
12/20	at San Diego	1/1	0	0	0	0	0	0	0	0	L	30-14
12/27	INDIANAPOLIS	1/0	0	0	0	0	0	0	0	0	L	18-12
1/3	NEW ENGLAND	1/0	0	0	0	0	0	0	0	0	W	20-10
2015 TOTALS		11/1	5	47	13t	2	0	0	0	0	4-7	

JAKE STONEBURNER'S NFL REGULAR SEASON STATISTICS

YEAR	TEAM	GP	GS	RECEIVING					RUSHING				
				NO.	YDS.	AVG.	LG	TD	ATT.	YDS.	AVG.	LG	TD
2013	Green Bay	9	0	0	0	-	0	0	0	0	-	0	0
2015	Miami	11	1	5	47	9.4	13	2	0	0	-	0	0
NFL TOTALS		20	1	5	47	9.4	13	2	0	0	-	0	0



93 // DT NDAMUKONG SUH

HT: 6-4 // WT: 320 // BORN: 1/6/87 // COLLEGE: NEBRASKA '09
ACQUIRED: UFA, 2015 (DET.) // NFL: SIXTH SEASON // DOLPHINS: FIRST SEASON

PRO CAREER


2015 - Made Dolphins debut in start at Washington (9/13) and recorded 2 tackles ... Registered one tackle in start at Jacksonville (9/20) ... Started and racked up four tackles, including two for a loss vs. Buffalo (9/27) ... Started and registered three tackles, including one tackle for a loss vs New York Jets (10/4) ... Registered one tackle and two passes defended in 38-10 victory at Tennessee (10/18) ... Registered six tackles, including 2.0 sacks and two passes defended vs Houston (10/25) ... Recorded first sacks of the season and first as a member of the Dolphins ... Helped the defense hold Houston's offense to zero first downs in their first seven drives of the game ... Tied a career high for most sacks (2.0) in game ... Registered two tackles at New England (10/29) ... Racked up three tackles, including one sack for a nine-yard loss in start at Buffalo (11/8) ... Posted ten tackles, including four tackles for a loss and one sack in start at Philadelphia (11/15) ... The ten total tackles at Philadelphia, represented the highest number for a Dolphins defensive tackle since 2007 when Keith Traylor also had eight against the Houston Texans ... Registered seven tackles, including one tackle for a loss, in start vs. Dallas (11/22) ... Registered four tackles, including one for a loss at New York Jets (11/29) ... Registered two tackles in 15-13 win over Baltimore (12/6) ... Registered four tackles and one pass defended vs. New York Giants (12/14) ... Posted four tackles, including 0.5 sack at San Diego (12/20) ... Posted three tackles, including one sack vs. Indianapolis (12/27) ... Posted four tackles including 0.5 sack for 4.5 yards vs. New England (1/3/16).

2015 GAME-BY-GAME STATISTICS

DATE	OPPONENT	P/S	TCKSOLO	AST	SK	YDS	INT	YDS	PD	FF	FR
9/13	at Washington	1/1	2	1	1	0.0	0.0	0	0	0	0
9/20	at Jacksonville	1/1	1	1	0	0.0	0.0	0	0	0	0
9/27	BUFFALO	1/1	4	4	0	0.0	0.0	0	0	0	0
10/4	N.Y. JETS	1/1	3	3	0	0.0	0.0	0	0	0	0
10/18	at Tennessee	1/1	1	0	1	0.0	0.0	0	0	2	0
10/25	HOUSTON	1/1	6	5	1	2.0	15.0	0	0	2	0
10/29	at New England	1/1	2	0	2	0.0	0.0	0	0	0	0
11/8	at Buffalo	1/1	3	1	2	1.0	9.0	0	0	0	0
11/15	at Philadelphia	1/1	9	7	2	1.0	7.0	0	0	0	0
11/22	DALLAS	1/1	7	4	3	0.0	0.0	0	0	0	0
11/29	at N.Y. Jets	1/1	4	1	3	0.0	0.0	0	0	0	0
12/6	BALTIMORE	1/1	4	2	2	0.0	0.0	0	0	0	0
12/14	N.Y. GIANTS	1/1	4	3	1	0.0	0.0	0	0	1	0
12/20	at San Diego	1/1	4	4	0	0.5	4.5	0	0	0	0
12/27	INDIANAPOLIS	1/1	3	1	2	1.0	1.0	0	0	0	0
1/3	NEW ENGLAND	1/1	4	2	2	0.5	4.5	0	0	0	0
2015	TOTALS	16/16	61	39	22	6.0	41.0	0	0	5	0

NDAMUKONG SUH'S NFL REGULAR SEASON STATISTICS

YEAR	TEAM	GP GS		TACKLES					INTERCEPTIONS					FUMBLES		
				TOT	SOLO	ASST	SK	YDS	NO	YDS	LG	TD	PD	FF	FR	YDS
2010	Detroit	16	16	66	49	17	10.0	47.5	1	20	20	0	3	1	1	17
2011	Detroit	14	14	36	26	10	4.0	31.0	0	0	–	0	1	0	0	0
2012	Detroit	16	16	34	24	10	8.0	67.0	0	0	–	0	2	0	0	0
2013	Detroit	16	16	49	36	13	5.5	43.5	0	0	–	0	6	1	0	0
2014	Detroit	16	16	53	44	9	8.5	54.5	0	0	–	0	3	0	0	0
2015	Miami	16	16	61	39	22	6.0	41.0	0	0	–	0	5	0	0	0
NFL TOTALS		94	94	299	218	81	42.0	284.5	1	20	20	0	20	2	1	17



17 // QB RYAN TANNEHILL

HT: 6-4 // WT: 220 // BORN: 7/27/88 // COLLEGE: TEXAS A&M '12
ACQUIRED: D1, 2012 // NFL: FOURTH SEASON // DOLPHINS: FOURTH SEASON

PRO CAREER

2015 - Completed 22 passes on 34 attempts for 226 yards and one touchdown in 17-10 victory at Washington (9/13) ... Notched his eighth-career comeback victory ... 93.5 passer rating is the highest rating in an opener in his career ... Completed 30 passes on 44 attempts for 359 yards and two touchdowns, with three rushing attempts for 17 yards in start at Jacksonville (9/20) ... Finished the first half by completing 14-of-19 passes for 175 yards and one touchdown, good for a 119.4 passer rating ... The 119.4 passer rating was the fifth-highest in the first half of a game in his career ... His 359 passing yards were the third-highest in a game in his career and it was his ninth game throwing for more than 300 yards in a game ... His 48-yard completion to WR Rishard Matthews was the fourth-longest first quarter pass in his career, behind a 67-yard completion to TE Charles Clay at Indianapolis (9/15/13), a 57-yard touchdown to WR Mike Wallace vs. Carolina (11/24/13) and a 50-yarder to Wallace at New England (12/14/14) ... With his 108.0 passer rating against the Jaguars, he surpassed the 100.0 passer rating mark for the 11th time in his career ... With his 17 rushing yards, he surpassed David Woodley for the third-most rushing yards by a quarterback in Dolphins history (784 yards) ... Started and posted 26 completions on 49 attempts for 297 yards, two touchdowns and three interceptions vs. Buffalo (9/27) ... With his first 10 pass attempts without an interception to start the game, Tannehill surpassed QB Dan Marino's team record (156 - 3rd game through 8th in 1997) for consecutive passes without an interception ... He threw 160-straight passes before throwing an interception in the first quarter, which was also his first of the season ... Completed 19-of-44 passes for two touchdowns and two interceptions in start vs. New York Jets (10/4) ... Completed 22 passes on 29 attempts for 266 yards, two touchdowns and two interceptions at Tennessee (10/18) ... Completed 18-of-19 passes for 282 yards and four touchdowns for a perfect 158.3 passer rating in 44-26 win vs. Houston (10/25) ... By completing his last seven attempts at Tennessee and his first 18 attempts vs. Houston, his 25 consecutive completions set a NFL record ... With his three first half touchdown passes for 50-plus yards, he became first NFL quarterback since Randall Cunningham in 1998 with three 50-plus yard TD passes in first half of a game ... With his four touchdown passes vs. Houston (10/25), he tied his career-high for touchdowns in a game, which was set after a four-touchdown effort vs. Minnesota on Dec. 21, 2014 ... He completed 94.7 percent of his pass attempts (18-of-19), which set a team record for highest completion percentage in a single-game, surpassing the previous record of 92.3 percent (12-of-13) by Bob Griese vs. New England on Dec. 18, 1978 ... Was Named Offensive Player of the Week and FedEx Air Player of the Week after Week 7's performance ... Completed 28 passes on 44 attempts for 300 yards and two interceptions at New England (10/29) ... Completed 27-of-36 passing attempts for 309 yards at Buffalo (11/8) ... Rushed two times for three yards ... Caught his first-career pass, a nine-yard reception from Jarvis Landry ... His 309 yards at Buffalo (11/8) was his 11th career game with 300 yards ... Completed 21 passes on 36 attempts for 217 yards and two touchdowns in 20-19 victory over Philadelphia (11/15) ... Posted his second fourth quarter comeback of 2015 season and ninth of career at Philadelphia (11/15) ... Completed 13 passes on 24 attempts for 188 yards, two touchdowns and one interception in start vs. Dallas (11/22) ... Also had three rushes for 13 yards (4.3 avg.) ... Completed 33-of-58 passing attempts for 351 yards, three touchdowns and one interception at New York Jets (11/29) ... Completed nine passes on 19 attempts for 86 yards and one touchdown in 15-13 win vs. Baltimore (12/6) ... Surpassed 3,000 yards passing for the season becoming the fourth quarterback in NFL history to pass for 3,000-or-more yards in each of his first four NFL seasons ... Completed 25 passes on 41 attempts for 236 yards and one touchdown vs. New York Giants (12/14) ... Also rushed for 24 yards on four carries ...

Completed 20 passes on 34 attempts for 216 yards at San Diego (12/20) ... Also rushed three times for four yards and one touchdown ... Completed 26 passes of 38 attempts for 329 yards and one interception vs. Indianapolis (12/27) ... Also had one carry for 28 yards ... Completed 25 passes on 38 attempts (65.7 pct) for 350 yards and two touchdowns in 20-10 win vs. New England (1/3/16) ... First quarterback with at least 4,000 yards in back-to-back seasons in team history since Dan Marino.

2015 GAME-BY-GAME STATISTICS

PASSING														RUSHING				
DATE	OPPONENT	P/S	ATT	CMP	YDS	PCT	TD	INT	LG	TKLD	ATT	YDS	LG	TD	W/L	SCORE		
9/13	at Washington	1/1	34	22	226	64.7	1	0	27	3/44	3	7	5	0	W	17-10		
9/20	at Jacksonville	1/1	44	30	359	68.2	2	0	48	2/15	3	17	9	0	L	23-20		
9/27	BUFFALO	1/1	49	26	297	53.1	2	3	46	2/8	1	-1	-1	0	L	41-14		
10/4	N.Y. JETS	1/1	44	19	198	43.2	2	2	42	3/31	1	4	4	0	L	27-14		
10/18	at Tennessee	1/1	29	22	266	75.9	2	2	38	2/12	2	14	10	0	W	38-10		
10/25	HOUSTON	1/1	19	18	282	94.7	4	0	54t	4/41	1	3	3	0	W	44-26		
10/29	at New England	1/1	44	28	300	63.6	0	2	29	5/45	2	-1	-0.5	0	L	36-7		
11/8	at Buffalo	1/1	35	26	307	74.3	0	0	46	2/27	2	3	3	0	L	33-17		
11/15	at Philadelphia	1/1	36	21	217	58.3	2	0	43	4/27	2	-2	-1	0	W	20-19		
11/22	DALLAS	1/1	24	13	188	54.2	2	1	47	3/48	3	13	7	0	L	24-14		
11/29	at N.Y. Jets	1/1	58	33	351	56.9	3	1	40	3/30	0	0	-	0	L	38-20		
12/6	BALTIMORE	1/1	19	9	86	47.4	1	0	38t	1/4	1	11	11	0	W	15-13		
12/14	N.Y. GIANTS	1/1	41	25	236	61.0	1	0	47t	1/1	4	24	12	0	L	31-24		
12/20	at San Diego	1/1	34	20	216	58.8	0	0	22	3/29	3	4	2	1	L	30-14		
12/27	INDIANAPOLIS	1/1	38	26	329	68.4	0	1	49	6/50	1	28	28	0	L	18-12		
1/3/10	NEW ENGLAND	1/1	38	25	350	65.7	2	0	46	1/8	3	17	19	0	W	20-10		
2015	TOTALS		16/16	586	363	4,208	61.9	24	12	54t	45/420	32	141	28	1	6-10		

RYAN TANNEHILL'S NFL REGULAR SEASON PASSING STATISTICS													
YEAR TEAM		GP	GS	ATT.	CMP.	PCT.	YDS	ATT.	TD	INT.	LG	SK	YDS LST RATE
2012	Miami	16	16	484	282	58.3	3,294	6.8	12	13	80t	35	234 76.1
2013	Miami	16	16	588	355	60.4	3,913	6.7	24	17	67	58	399 81.7
2014	Miami	16	16	590	392	66.4	4,045	6.9	27	12	50	46	337 92.8
2015	Miami	16	16	586	363	61.9	4,208	7.2	24	12	54t	45	420 88.7
CAREER TOTALS		64	64	2,248	1,392	61.9	15,460	6.9	87	54	80t	184	1,390 85.2

Career Regular Season Record As A Starter: 7-9 in 2012; 8-8 in 2013; 8-8 in 2014; 6-10 in 2015 for total of 29-35.

RYAN TANNEHILL'S NFL REGULAR SEASON RUSHING STATISTICS						
YEAR	TEAM	NO.	YDS.	AVG.	LG	TD
2012	Miami	49	211	4.3	31	2
2013	Miami	40	238	6.0	48	1
2014	Miami	56	311	5.6	40	1
2015	Miami	32	141	4.4	28	1
CAREER TOTALS		177	901	5.1	48	5

Additional Stats: Two receptions for five yards.



22 // CB

JAMAR TAYLOR

HT: 5-10 // WT: 198 // BORN: 9/29/90 // COLLEGE: BOISE STATE '13
ACQUIRED: D2, 2013 // NFL: THIRD SEASON // DOLPHINS: THIRD SEASON

PRO CAREER

2015 - Appeared in first game of the season in 17-10 victory at Washington (9/13) and recorded nine tackles ... Posted two tackles at Jacksonville (9/20) in a reserve role ... Registered one tackle while seeing action on defense vs. Buffalo (9/27) ... Recorded four tackles vs New York Jets (10/4) ... Registered three tackles and the first fumble recovery of his career, which led to a seven-yard touchdown run by Lamar Miller, in 38-10 victory at Tennessee (10/18) ... Started first game of the season and registered seven tackles and one passed defended in 44-26 win vs. Houston (10/25) ... Helped the defense hold Houston's offense to zero first downs in their first seven drives of the game ... Starte at corner at New England (10/29) and totaled seven tackles ... Posted three tackles in start at Buffalo (11/8) ... Registered three tackles and one pass defended in start at Philadelphia (11/15) ... Registered six tackles in start vs. Dallas (11/22) ... Registered three tackles and one pass defended in start at New York Jets (11/29) ... Inactive vs. Baltimore (12/6) ... Registered one tackle vs. New York Giants (12/14) ... Did not play at San Diego (12/20) ... Inactive vs. Indianapolis (12/27) ... Inactive vs. New England (1/3/16).

2015 GAME-BY-GAME STATISTICS

DATE	OPPONENT	P/S	TCKSOLO	AST	SK	YDS	INT	YDS	PD	FF	FR	
9/13	at Washington	1/0	9	6	3	0.0	0.0	0	0	1	0	0
9/20	at Jacksonville	1/0	2	1	1	0.0	0.0	0	0	0	0	0
9/27	BUFFALO	1/0	1	1	0	0.0	0.0	0	0	0	0	0
10/4	N.Y. JETS	1/0	4	4	0	0.0	0.0	0	0	0	0	0
10/18	at Tennessee	1/0	3	1	2	0.0	0.0	0	0	0	0	1
10/25	HOUSTON	1/1	7	6	1	0.0	0.0	0	0	1	0	0
10/29	at New England	1/1	7	4	3	0.0	0.0	0	0	0	0	0
11/8	at Buffalo	1/1	3	3	0	0.0	0.0	0	0	0	0	0
11/15	at Philadelphia	1/1	3	3	0	0.0	0.0	0	0	1	0	0
11/22	DALLAS	1/1	6	4	2	0.0	0.0	0	0	0	0	0
11/29	at N.Y. Jets	1/1	3	2	1	0.0	0.0	0	0	1	0	0
12/6	BALTIMORE					Inactive						
12/14	N.Y. GIANTS	1/0	0	0	0	0.0	0.0	0	0	0	0	0
12/20	at San Diego					Did Not Play						
12/27	INDIANAPOLIS					Inactive						
1/3	NEW ENGLAND					Inactive						
2015	TOTALS	12/6	48	35	13	0.0	0.0	0	0	4	0	1

JAMAR TAYLOR'S NFL REGULAR SEASON STATISTICS

YEAR	TEAM	GP	GS	TACKLES					INTERCEPTIONS					FUMBLES		
				TOT	SOLO	ASST	SK	YDS	NO	YDS	LG	TD	PD	FF	FR	YDS
2013	Miami	9	0	1	1	0	0.0	0.0	0	0	-	0	0	0	0	0
2014	Miami	12	3	29	28	1	0.0	0.0	0	0	-	0	0	0	0	0
2015	Miami	12	6	48	35	13	0.0	0.0	0	0	-	0	4	0	1	31
NFL TOTALS		33	9	78	64	14	0.0	0.0	0	0	-	0	4	0	1	31



63 // G DALLAS THOMAS

HT: 6-5 // WT: 315 // BORN: 10/30/89 // COLLEGE: TENNESSEE '13
ACQUIRED: D3A, 2013 // NFL: THIRD SEASON // DOLPHINS: THIRD SEASON

PRO CAREER

2015 - Made first start of the season in 17-10 victory at Washington (9/13) ... Started and played all 68 offensive snaps at Jacksonville (9/20) ... Played all 78 snaps in start vs Buffalo (9/27) ... Played in 63 offensive snaps in start vs. New York Jets (10/4) ... Played all 67 offensive snaps and helped the offense reach 424 total yards, including the first 100-yard rushing game of the season in start at Tennessee (10/18) ... Helped lead the offense to 503 total yards in 44-26 victory vs. Houston (10/25) ... Opened lanes for RB Lamar Miller to gain 175 yards and one touchdown on 14 carries (12.5 avg.) and the first back-to-back 100-plus rushing yard games of Miller's career ... Provided protection for QB Ryan Tannehill to have the first perfect passer rating (158.3) of his career and tie a career high of four touchdown passes ... Started and played all 63 offensive snaps at New England (10/29) ... Played all 69 offensive snaps and helped the offense pass for 318 yards and rush for 106 yards and two touchdowns in start at Buffalo (11/8) ... Played all 67 offensive snaps at Philadelphia (11/15) opening lanes for offense to rush for 99 yards and pass for 217 yards and two touchdowns ... Played all 48 offensive snaps in start vs. Dallas (11/22) ... Helped protect quarterback Ryan Tannehill allowing him to complete 33-of-58 passing attempts for 351 yards and three touchdowns in start at New York Jets (11/29) ... Played all 48 offensive snaps in 15-13 win over Baltimore (12/6), opening lanes for the offense to rush for 137 yards ... Opened lanes for offense to rush for 128 yards, including 101 yards in the first half vs. New York Giants (12/14) and protected QB Ryan Tannehill to throw for 236 yards and one touchdown while only allowing one sack as a unit ... Started at guard at San Diego (12/20) ... Started at guard vs. Indianapolis (12/27) ... Started and helped offense produce 438 yards in 20-10 win vs. New England (1/3/16).

DALLAS THOMAS' NFL REGULAR SEASON STATISTICS

GAMES/STARTS: 2013: 6/0, 2014: 14/9, 2015: 16/16 **NFL TOTAL: 36/25**



5 // QB LOGAN THOMAS

HT: 6-6 // WT: 250 // BORN: 7/1/1991 // COLLEGE: VIRGINIA TECH '14
ACQUIRED: FA, 2015 // NFL: SECOND SEASON // DOLPHINS: FIRST SEASON

PRO CAREER

Career Transactions: Signed off the practice squad on December 16, 2015 ... Signed to the Dolphins practice squad on September 15, 2015 ... Released by the Dolphins on September 11, 2015 ... Claimed off waivers (Arizona Cardinals) by the Dolphins on September 6, 2015 ... Waived by Arizona on September 5, 2015 ... Originally a fourth-round selection (120th overall) of Arizona in the 2014 NFL draft.

2015 - Inactive at Washington (9/13) ... Inactive at San Diego (12/20) ... Inactive vs. Indianapolis (12/27) ... Inactive vs. New England (1/3/16).

2014 - Played in two games and one playoff game ... Completed 1-of-9 passes for 81 yards and a touchdown ... Was inactive four games and did not play in 10 regular season games... Made his NFL debut at Denver (10/5) ... Completed an 81-yard touchdown pass to Andre Ellington in the third quarter ... Became the first NFL quarterback to have his first career completion be for 80-plus yards since Pittsburgh's Neil O'Donnell (89 yards, vs. San Diego, 9/1/91) ... Appeared for one play and had an incomplete pass vs. Seattle (12/21) ... Played one snap on offense in Wild Card game at Carolina (1/3/15).

COLLEGE


Appeared in 47 career games at Virginia Tech, playing seven games as both a quarterback and a receiver as a freshman in 2010 before taking over at quarterback full time as a sophomore ... Went on to start his final 40 contests ... For his career, completed 693-of-1,248 pass attempts (53.6 percent) for 9,003 yards, 53 touchdowns and 39 interceptions ... Gained 1,395 rushing yards with 24 touchdowns on 495 rushing attempts ... As a receiver, caught two passes for 17 yards and a touchdown ... Generated 10,352 yards in total offense on 1,744 plays, an average of 220.3 yards per game ... Compiled a 26-14 record as the Hokies starting quarterback With 10,354 yards in total offense, he is one of just four players in ACC history to gain over 10,000 total yards, joining Philip Rivers- North Carolina State (13,582; 2000-03), Tajh Boyd-Clemson (13,069; 2010-13) and Joe Hamilton-Georgia Tech (10,640; 1996-99) ... Holds the school all-time records in passing yards (9,005), touchdown passes (53), pass completions (694), pass attempts (1,249), total plays (1,744), total offense (10,354) and total touchdowns (77).

PERSONAL

Attended Brookville (Lynchburg, Va.) High School where he played wide receiver as a sophomore before switching to quarterback for his final two seasons ... As a senior in 2008, rushed for 842 yards and 11 touchdowns, and completed 118-of-204 pass attempts for 1,535 yards and 20 touchdowns ... On defense, totaled 80 tackles and four interceptions as a defensive back ... Was also a Super Prep and Prep Star All-American choice ... Named the Associated Press Group AA Player of the Year in 2008 ... Competed in the U.S. Army All-American Bowl in San Antonio ... After switching to quarterback as a junior, went on to spark the team to a 9-4 record as he accounted for 1,650 yards in total offense, passing for 1,150 yards with 13 touchdowns while rushing for 600 yards and eight touchdowns ... In addition to football, also lettered in basketball and track, earning All-State track honors as a junior and senior in the 110-meter hurdles, the 300-meter hurdles, high jump and discuss ... Earned a degree in Human Development and is working on a second degree in Psychology.

2015 GAME-BY-GAME STATISTICS

		PASSING								RUSHING					
DATE	OPPONENT	P/S	ATT	CMP	YDS	PCT	TD	INT	LG	TKLD	ATT	YDS	LG	TD	W/L SCORE
9/13	at Washington										Not On An NFL Roster				
9/20	at Jacksonville										Practice Squad				
9/27	BUFFALO										Practice Squad				
10/4	N.Y. JETS										Practice Squad				
10/18	at Tennessee										Practice Squad				
10/25	HOUSTON										Practice Squad				
10/29	at New England										Practice Squad				
11/8	at Buffalo										Practice Squad				
11/15	at Philadelphia										Practice Squad				
11/22	DALLAS										Practice Squad				
11/29	at N.Y. Jets										Practice Squad				
12/6	BALTIMORE										Practice Squad				
12/14	N.Y. GIANTS										Practice Squad				
12/20	at San Diego										Inactive				
12/27	INDIANAPOLIS										Inactive				
1/3/10	NEW ENGLAND										Inactive				
2015	TOTALS	0/0	0	0	0	0	0	0	-	-	0	0	0	-	0 0-0



31 // S MICHAEL THOMAS

HT: 5-11 // WT: 201 // BORN: 3/17/90 // COLLEGE: STANFORD '12
ACQUIRED: FA, 2013 // NFL: THIRD SEASON // DOLPHINS: THIRD SEASON

PRO CAREER

2015 - Appeared in 17-10 win at Washington (9/13) and registered one tackle ... Served as a captain for the second week in a row and posted two tackles at Jacksonville (9/20) ... Made first start of the season and recorded five tackles vs. Buffalo (9/27) ... Started and racked up three tackle vs New York Jets (10/4) ... Served as a captain at Tennessee (10/18) ... Registered three tackles and one special teams tackle ... Registered five tackles and one special teams tackle in 44-26 win vs. Houston (10/25) ... Was named a captain in game vs Houston (10/25) ... Helped the defense hold Houston's offense to zero first downs in their first seven drives of the game ... Posted five tackles in start at New England (10/29) ... Registered four tackles in start at Buffalo (11/8) ... Registered four tackles and two special teams tackles in 20-19 win at Philadelphia (11/15) ... Registered three tackles in start vs. Dallas (11/22) ... Registered a season-high eight tackles at New York Jets (11/29) ... Started and registered six tackles in 15-13 win over Baltimore (12/6) ... Registered five tackles in start vs. New York Giants (12/14) ... Recorded a season-high 11 tackles and one pass defended at San Diego (12/20) ... Posted one tackle and one special teams tackle in start vs. Indianapolis (12/27) ... Registered six tackles and one pass defended in 20-10 victory vs. New England (1/3/16).

2015 GAME-BY-GAME STATISTICS

DATE	OPPONENT	P/S	TCKSOLO	AST	SK	YDS	INT	YDS	PD	FF	FR
9/13	at Washington	1/0	1	1	0	0.0	0	0	0	0	0
9/20	at Jacksonville	1/0	2	2	0	0.0	0	0	0	0	0
9/27	BUFFALO	1/1	5	5	0	0.0	0	0	0	0	0
10/4	N.Y. JETS	1/1	3	3	0	0.0	0	0	0	0	0
10/18	at Tennessee	1/1	3	2	1	0.0	0	0	0	0	0
10/25	HOUSTON	1/1	4	4	0	0.0	0	0	0	0	0
10/29	at New England	1/1	5	2	3	0.0	0	0	0	0	0
11/8	at Buffalo	1/1	4	3	1	0.0	0	0	0	0	0
11/15	at Philadelphia	1/0	4	3	1	0.0	0	0	0	0	0
11/22	DALLAS	1/1	3	3	0	0.0	0	0	0	0	0
11/29	at N.Y. Jets	1/1	8	4	4	0.0	0	0	0	0	0
12/6	BALTIMORE	1/1	6	3	3	0.0	0	0	0	0	0
12/14	N.Y. GIANTS	1/1	5	5	0	0.0	0	0	0	0	0
12/20	at San Diego	1/1	11	10	1	0.0	0	0	1	0	0
12/27	INDIANAPOLIS	1/1	1	1	0	0.0	0	0	0	0	0
1/3	NEW ENGLAND	1/1	6	5	1	0.0	0	0	1	0	0
2015 TOTALS		16/12	71	56	15	0.0	0	0	2	0	0

MICHAEL THOMAS' NFL REGULAR SEASON STATISTICS

				TACKLES					INTERCEPTIONS					FUMBLES		
YEAR	TEAM	GP	GS	TOT	SOLO	ASST	SK	YDS	NO	YDS	LG	TD	PD	FF	FR	YDS
2012	San Francisco			PRACTICE SQUAD												
2013	Miami	3	0	2	2	0	0.0	0.0	1	0	0	0	2	0	0	0
2014	Miami	8	2	8	6	2	0.0	0.0	0	0	0	0	0	0	0	0
2015	Miami	16	13	71	56	15	0.0	0.0	0	0	0	0	2	0	0	0
NFL TOTALS		27	15	81	64	17	0.0	0.0	1	0	0	0	4	0	0	0



96 // DT ROBERT THOMAS II

HT: 6-3 // WT: 325 // BORN: 2/18/91 // COLLEGE: ARKANSAS '14
ACQUIRED: FA, '15 // NFL: FIRST SEASON // DOLPHINS: FIRST SEASON

PRO CAREER

Career Transaction - Signed by the Dolphins off of New England's practice squad on Tuesday, December 1, 2015 ... Signed to New England's practice squad on November 12, 2015 ... Released from Seattle's practice squad on November 10, 2015 ... Signed to Seattle's practice squad on September 8, 2015 ... Released by Washington on September 5, 2015 ... Signed by Washington on December 29, 2014 ... Signed to Washington's practice squad on September 30, 2014 ... Released by Washington on September 29, 2014 ... Signed to Washington's active roster from the practice squad on September 25, 2014 ... Signed to Washington's practice squad on August 31, 2014 ... Released by Washington on August 29, 2014 ... Signed as a college free agent by Washington from Arkansas on May 14, 2014.

2015 - Made NFL debut registering one tackle vs. Baltimore (12/6) ... Placed on Reserve/Injured list on Dec. 11.

COLLEGE

Thomas originally entered the NFL with the Redskins as a undrafted rookie free agent on May 14, 2014 out of the University of Arkansas. He appeared in 31 career games at Arkansas from 2011-13, finishing his career with 72 tackles and six sacks. Thomas transferred to Arkansas from Coffeyville (Kan.) Community College where he recorded 48 tackles, including 15 for a loss, 4.5 sacks and two passes defended in 2010. Born February 18, 1991, Thomas attended Muskogee High School in Muskogee, Okla.

PERSONAL

Born February 18, 1991, Thomas attended Muskogee High School in Muskogee, Okla.

2015 GAME-BY-GAME STATISTICS

DATE	OPPONENT	P/S	TCK	SOLO	AST	SK	YDS	INT	YDS	PD	FF	FR
9/13	at Washington											
9/20	at Jacksonville											
9/27	BUFFALO											
10/4	N.Y. JETS											
10/18	at Tennessee											
10/25	HOUSTON											
10/29	at New England											
11/8	at Buffalo											
11/15	at Philadelphia											
11/22	DALLAS											
11/29	at N.Y. Jets											
12/6	BALTIMORE	1/0	1	0	1	0.0	0.0	0	0	0	0	0
12/14	N.Y. GIANTS											
12/20	at San Diego											
12/27	INDIANAPOLIS											
1/3	NEW ENGLAND											
2015 TOTALS		1/0	1	0	1	0.0	0.0	0	0	0	0	0

ROBERT THOMAS' NFL REGULAR SEASON STATISTICS

YEAR	TEAM	GP GS		TACKLES					INTERCEPTIONS					FUMBLES		
				TOT	SOLO	ASST	SK	YDS	NO	YDS	LG	TD	PD	FF	FR	YDS
2015	Miami	1	0	1	0	1	0.0	0.0	0	0	0	0	0	0	0	0



77 // G

BILLY TURNER

HT: 6-5 // WT: 302 // BORN: 10/17/91 // COLLEGE: NORTH DAKOTA STATE '14
ACQUIRED: D3, 2014 // NFL: SECOND SEASON // DOLPHINS: SECOND SEASON

PRO CAREER

2015 - Appeared in first game of the season against Washington (9/13) ... Inactive at Jacksonville (9/20) ... Inactive vs. Buffalo (9/27) ... Inactive vs New York Jets (10/4) ... Made first-career start at Tennessee (10/18) and helped the offense reach 424 total yards, including the first 100-yard rushing game of the season ... Helped lead the offense to 503 total yards in 44-26 victory and start vs. Houston (10/25) ... Opened lanes for RB Lamar Miller to gain 175 yards and one touchdown on 14 carries (12.5 avg.) and the first back-to-back 100-plus rushing yard games of Miller's career ... Provided protection for QB Ryan Tannehill to have the first perfect passer rating (158.3) of his career and tie a career high of four touchdown passes ... Started and played all 63 offensive snaps at New England (10/29) ... Played all 69 offensive snaps and helped the offense pass for 318 yards and rush for 106 yards and two touchdowns in start at Buffalo (11/8) ... Played all 67 offensive snaps at Philadelphia (11/15) opening lanes for offense to rush for 99 yards and pass for 217 yards and two touchdowns ... Played all 48 offensive snaps in start vs. Dallas (11/22) ... Helped protect quarterback Ryan Tannehill allowing him to complete 33-of-58 passing attempts for 351 yards and three touchdowns in start at New York Jets (11/29) ... Played all 48 offensive snaps in start in 15-13 win over Baltimore (12/6), opening lanes for the offense to rush for 137 yards ... Opened lanes for offense to rush for 128 yards, including 101 yards in the first half vs. New York Giants (12/14) and protected QB Ryan Tannehill to throw for 236 yards and one touchdown while only allowing one sack as a unit ... Started at guard at San Diego (12/20) ... Started at guard vs. Indianapolis (12/27) ... Started and helped offense produce 438 yards in 20-10 win vs. New England (1/3/16).

BILLY TURNER'S NFL REGULAR SEASON STATISTICS

GAMES/STARTS: 2014: 2/0, 2015: 13/12 **NFL TOTAL: 15/12**



50 // DE OLIVIER VERNON

HT: 6-2 // WT: 275 // BORN: 10/7/90 // COLLEGE: MIAMI (FLA.) '13
ACQUIRED: D3A, 2012 // NFL: FOURTH SEASON // DOLPHINS: FOURTH SEASON

PRO CAREER

2015 - Started in first game of the season at Washington (9/13) ... Started and registered two tackles and one quarterback hit at Jacksonville (9/20) ... Appeared in his 50th career game at Jacksonville (9/20) ... Started and posted one tackle and one quarterback hit vs. Buffalo (9/27) ... Posted two tackles, including one tackle for a loss in start vs. New York Jets (10/4) ... Racked up four tackles, including two tackles for a loss and one sack for 12 yards, in start at Tennessee (10/18) ... Registered a quarterback hit in 44-26 victory over Houston (10/25) ... Helped the defense hold Houston's offense to zero first downs in their first seven drives of the game ... Registered five tackles, including one sack for seven yards at New England (10/29) ... Posted seven tackles, including two tackles for a loss, in start at Buffalo (11/8) ... Posted four tackles, including two tackles for a loss and six quarterback hits in start at Philadelphia (11/15) ... Helped hold Philadelphia, who entered the game ranked as the 10th best rushing attack in the NFL, to 83 yards and a 2.3 ypc average ... Posted five tackles, including one sack for a three-yard loss in start vs. Dallas (11/22) ... Registered five tackles, including one sack for three yards at New York Jets (11/29) ... Posted six tackles, including 2.5 sacks for 22.5 yards in 15-13 win vs. Baltimore, which was his first multi-sack game of the season ... Registered two tackles, including one tackle for a loss in start vs. New York Giants (12/14) ... Posted a season-high 11 tackles, including 0.5 sack at San Diego (12/20) ... Registered two tackles, both for losses in start vs. Indianapolis (12/27) ... Registered six tackles including 0.5 sack for 4.5 yards in 20-10 win vs. New England (1/3/16) ... With the 0.5 sack vs New England (1/3/16) in third in Dolphins History for most sacks in first four seasons.

2015 GAME-BY-GAME STATISTICS

DATE	OPPONENT	P/S	TCKSOLO	AST	SK	YDS	INT	YDS	PD	FF	FR
9/13	at Washington	1/1	0	0	0	0.0	0	0	0	0	0
9/20	at Jacksonville	1/1	1	1	0	0.0	0	0	0	0	0
9/27	BUFFALO	1/1	1	1	0	0.0	0	0	0	0	0
10/4	N.Y. JETS	1/1	2	2	0	0.0	0	0	0	0	0
10/18	at Tennessee	1/1	4	3	1	12.0	0	0	0	0	0
10/25	HOUSTON	1/1	0	0	0	0.0	0	0	0	0	0
10/29	at New England	1/1	5	1	4	7.0	0	0	0	0	0
11/8	at Buffalo	1/1	7	5	2	0.0	0	0	0	0	0
11/15	at Philadelphia	1/1	4	4	0	0.0	0	0	0	0	0
11/22	DALLAS	1/1	5	3	2	3.0	0	0	0	0	0
11/29	at N.Y. Jets	1/1	5	4	1	3.0	0	0	0	0	0
12/6	BALTIMORE	1/1	6	4	2	22.5	0	0	0	0	0
12/14	N.Y. GIANTS	1/1	2	2	0	0.0	0	0	0	0	0
12/20	at San Diego	1/1	11	6	5	4.5	0	0	0	0	0
12/27	INDIANAPOLIS	1/1	2	2	0	0.0	0	0	0	0	0
1/3	NEW ENGLAND	1/1	6	3	3	4.5	0	0	0	0	0
2015 TOTALS		16/16	61	41	20	7.5	56.5	0	0	0	0

OLIVIER VERNON'S NFL REGULAR SEASON STATISTICS

YEAR	TEAM	GP GS		TACKLES					INTERCEPTIONS					FUMBLES		
				TOT	SOLO	ASST	SK	YDS	NO	YDS	LG	TD	PD	FF	FR	YDS
2012	Miami	16	0	23	17	6	3.5	21.0	0	0	-	0	0	1	0	0
2013	Miami	16	14	57	46	11	11.5	65.0	0	0	-	0	0	0	0	0
2014	Miami	16	16	46	31	15	6.5	30.5	0	0	-	0	0	2	0	0
2015	Miami	16	16	61	41	20	7.5	56.5	0	0	-	0	0	0	0	0
NFL TOTALS		64	46	187	135	52	29.0	173.0	0	0	-	0	0	3	0	0

YEAR TEAM		GP GS		TACKLES					INTERCEPTIONS					FUMBLES		
				TOT	SOLO	ASST	SK	YDS	NO	YDS	LG	TD	PD	FF	FR	YDS
2015	Miami	16	2	11	8	3	0.0	0.0	0	0	0	0	0	0	0	0
NFL TOTALS		16	2	11	8	3	0.0	0.0	0	0	0	0	0	0	0	0



91 // DE CAMERON WAKE

HT: 6-3 // WT: 262 // BORN: 1/30/82 // COLLEGE: PENN STATE '05
ACQUIRED: FA, 2009 // NFL: SEVENTH SEASON // DOLPHINS: SEVENTH SEASON

PRO CAREER

2015 - Started in first game of the season at Washington (9/13) ... Started at defensive end at Jacksonville (9/20) ... Started and played in 40 snaps on defense, registering one tackle and one quarterback hit vs Buffalo (9/27) ... Started and played 32 defensive snaps vs New York Jets (10/4) ... Racked up four tackles including four sacks for a loss of 25 yards and two forced fumbles at Tennessee (10/18) ... His four sacks in the first half were tied for most by an NFL player in a first half since 1991... His four sacks tied the fourth-most in a single-game in Dolphins history and are tied for the second-most in a single-game in his NFL career, behind only his 4.5 sacks at Arizona on September 30, 2012 ... With his four quarterback sacks, Wake improved his career sack total to 67.0, moving past Vern Den Herder (64.0) and Doug Betters (65.5) for the third-most sacks in Dolphins history ... With his four-sack performance Wake (two times) joined Hall of Fame DE Reggie White (three times) as the only undrafted players to have multiple career games with four-or-more sacks since the statistic became official in 1982 ... Named AFC Defensive Player of the Week ... Compiled two tackles, including 2.0 sacks with two forced fumbles in 44-26 victory over Houston (10/25) ... With his 2.0 sacks vs. Houston coupled with his 4.0 sacks last week at Tennessee, Wake passed his career high for most sacks in a two-game stretch with 6.0 ... His previous high came in 2012 when he had a total of 5.5 sacks in Weeks 4 and 5 ... Improved his career sack total to 69.0, moving past Bill Stanfill (67.5) for second-most career sacks in Dolphins history ... Posted two tackles, including one sack for seven yards at New England (10/29) ... Placed on Injured Reserve with an Achilles injury on October 31, 2015.

2015 GAME-BY-GAME STATISTICS

DATE	OPPONENT	P/S	TCKSOLO	AST	SK	YDS	INT	YDS	PD	FF	FR	
9/13	at Washington	1/1	0	0	0	0.0	0.0	0	0	0	0	
9/20	at Jacksonville	1/1	0	0	0	0.0	0.0	0	0	0	0	
9/27	BUFFALO	1/1	1	0	1	0.0	0.0	0	0	0	0	
10/4	N.Y. JETS	1/1	0	0	0	0.0	0.0	0	0	0	0	
10/18	at Tennessee	1/1	4	4	0	4.0	25.0	0	0	2	0	
10/25	HOUSTON	1/1	2	2	0	2.0	7.0	0	0	1	2	
10/29	at New England	1/1	2	1	1	1.0	7.0	0	0	0	0	
11/8	at Buffalo					Injured	Reserved					
11/15	at Philadelphia					Injured	Reserved					
11/22	DALLAS					Injured	Reserved					
11/29	at N.Y. Jets					Injured	Reserved					
12/6	BALTIMORE					Injured	Reserved					
12/14	N.Y. GIANTS					Injured	Reserved					
12/20	at San Diego					Injured	Reserved					
12/27	INDIANAPOLIS					Injured	Reserved					
1/3	NEW ENGLAND					Injured	Reserved					
2015 TOTALS		7/7	9	7	2	7.0	39.0	0	0	1	4	0

CAMERON WAKE’S NFL REGULAR SEASON STATISTICS

YEAR	TEAM	GP GS		TACKLES					INTERCEPTIONS					FUMBLES		
				TOT	SOLO	ASST	SK	YDS	NO	YDS	LG	TD	PD	FF	FR	YDS
2009	Miami	14	1	11	10	1	5.5	28.5	0	0	-	0	1	1	0	0
2010	Miami	16	16	57	48	9	14.0	89.5	0	0	-	0	4	3	0	0
2011	Miami	16	14	42	37	5	8.5	47.5	0	0	-	0	2	0	0	0
2012	Miami	16	16	53	38	15	15.0	92.0	0	0	-	0	1	3	0	0
2013	Miami	15	15	37	29	8	8.5	56.0	0	0	-	0	0	2	1	0
2014	Miami	16	16	38	32	6	11.5	59.5	0	0	-	0	3	3	1	0
2015	Miami	7	7	9	7	2	7.0	39.0	0	0	-	0	1	4	0	0
NFL TOTALS		100	85	247	201	46	70.0	412.0	0	0	-	0	12	16	2	0



88 // WR BRANDON WILLIAMS

HT: 6-4 // WT: 255 // BORN: 10/12/1987 // COLLEGE: OREGON '13
ACQUIRED: FA, 2015 // NFL: THIRD SEASON // DOLPHINS: FIRST SEASON

PRO CAREER

Career Transactions - Re-signed by the Dolphins on Tuesday, December 8, 2014 ... Waived by the Dolphins on Saturday, December 5, 2015 ... Activated by the Dolphins off the practice squad on October 19, 2015 ... Signed with the Dolphins practice squad on Sept. 30, 2015 after being waived by the Carolina Panthers on Sept. 26 ... He originally signed with Carolina as an undrafted free agent on April 29, 2013.

2015 - Played in two games for the Carolina Panthers, registering no statistics ... Played in first game as a member of the Dolphins in 44-26 win vs. Houston (10/25) ... Played 12 snaps on special teams at New England (10/29) ... Played 16 special teams snaps at Buffalo (11/8) ... Inactive at Philadelphia (11/15) ... Played special teams vs. Dallas (11/22) ... Inactive at New York Jets (11/29) ... Placed on Reserve/Injured list on December 14.

2014 - Played in 14 games and was inactive for two games for Carolina ... Recorded four catches for 44 yards ... Logged one special teams tackle ... Inactive at Tampa Bay (9/7) and at Baltimore (9/28) ... Notched one special teams tackle ... Made first career reception on a 16-yard catch from quarterback Cam Newton at Cincinnati (10/12)... **POSTSEASON:** Played in NFC Wild Card game versus Arizona (1/3/15) and NFC Divisional Playoff game at Seattle (1/10/15)

2013 - Signed as a free agent by Carolina (4/29) ... Played in nine games, did not play in two games and was inactive for five games ... Did not record any offensive statistics ... Notched one special teams tackle ... **POSTSEASON:** Played in NFC Divisional Playoff versus San Francisco (1/12).

COLLEGE

Spent two years at Oregon following two seasons at Joliet Junior College ... Played in 11 games for Oregon, posting two catches for 48 yards ... Played in 15 games for Joliet Junior College, totaling 62 receptions for 989 yards and eight touchdowns ... Attended Portland Bible College in 2012 and played basketball ... 2011 (Sr.): Did not play due to injury ... 2010 (Jr.): Transferred to Oregon from Joliet Junior College...Played in 11 games ... Caught two passes for 48 yards ... 2009 (So.): First-team National Junior College Athletic Association All-American ... All-Midwest Football Conference selection ... Played in 11 games ... Led the team with 56 catches for 908 yards and seven touchdowns ... 2008 (Fr.): Played in four games ... Made six receptions for 81 yards and one touchdown.

PERSONAL

Played for two years at St. Rita HS in Chicago before transferring to Eisenhower HS ... Played WR and DE for the Eisenhower Cardinals ... Born Brandon Darnell Williams on October 12, 1987, in Chicago. Parents: Kim and Tanya Williams ... Family: Two brothers, two sisters ... Graduated from Oregon with a degree in sociology.

2015 GAME-BY-GAME STATISTICS

			RECEIVING				RUSHING					
DATE	OPPONENT	P/S	NO.	YDS.	LG	TD	ATT.	YDS.	LG	TD	W/L	SCORE
9/13	at Jacksonville	1/0	With Carolina, Registering No Statistics				No Statistics					
9/20	HOUSTON	1/0	With Carolina, Registering No Statistics									
9/27	BUFFALO		Practice Squad									
10/2	NEW YORK JETS		Practice Squad									
10/18	at Tennessee		Practice Squad									
10/25	HOUSTON	1/0	0	0	0	0	0	0	0	0	W	44-26
10/29	at New England	1/0	0	0	0	0	0	0	0	0	L	36-7
11/8	at Buffalo	1/0	0	0	0	0	0	0	0	0	L	33-17
11/15	at Philadelphia		Inactive									
11/22	DALLAS	1/0	0	0	0	0	0	0	0	0	L	24-14
11/29	at New York Jets		Inactive									
12/6	BALTIMORE		Waived									
12/14	NEW YORK GIANTS		Reserved/Injured									
12/20	at San Diego		Reserved/Injured									
12/27	INDIANAPOLIS		Reserved/Injured									
1/3	NEW ENGLAND		Reserved/Injured									
2015 TOTALS		6/0	0	0	0	0	0	0	0	0	1-3	

BRANDON WILLIAMS' NFL REGULAR SEASON STATISTICS

YEAR	TEAM	GP GS		RECEIVING					RUSHING				
				NO.	YDS.	AVG.	LG	TD	ATT.	YDS.	AVG.	LG	TD
2013	Carolina	9	0	0	0	-	-	0	0	0	-	0	0
2014	Carolina	14	0	4	44	11.0	16	0	0	0	-	0	0
2015	Car/Mia	6	0	0	0	-	-	0	0	0	-	0	0
NFL TOTALS		29	0	4	44	11.0	16	0	0	0	0	0	0



34 // RB DAMIEN WILLIAMS

HT: 5-11 // WT: 225 // BORN: 4/3/92 // COLLEGE: OKLAHOMA *14
ACQUIRED: FA, 2014 // NFL: SECOND SEASON // DOLPHINS: SECOND SEASON

PRO CAREER

2015 - Saw action at running back and posted one catch for three yards at Washington (9/13) ... Caught his first touchdown pass of the season at Jacksonville (9/20) and racked up three receptions for 15 yards and one touchdown and two rushes for five yards ... The 10-yard touchdown reception was the second of his career ... Returned two kickoffs for 45 yards, rushed for 17 yards on two attempts and caught one pass vs. Buffalo (9/27) ... Caught one pass for one yard and returned one kickoff for 19 yards vs New York Jets (10/4) ... Rushed for five yards on two attempts in 38-10 victory at Tennessee (10/18), also returned two kickoffs for 45 yards ... Served as a team captain while rushing for 19 yards on four attempts and returned two kickoffs for 64 yards vs. Houston (10/25) ... Played offense and special teams at New England (10/29) ... Returned three kickoffs for 36 yards at Buffalo (11/8) ... Returned two kickoffs for 42 yards in 20-19 win at Philadelphia (11/15) ... Played offense and special teams vs. Dallas (11/22) ... Caught two passes for 10 yards and returned four kickoffs for 92 yards at New York Jets (11/29) ... Had one rush for one yard and one reception for five yards vs. Baltimore (12/6) ... Also returned two kickoffs for 42 yards (21.0 avg.) ... Caught two passes for 11 yards and returned one kickoff for 23 yards vs. New York Giants (12/14) ... Had two receptions for 11 yards at San Diego (12/120) and returned two kickoffs for 49 yards ... Caught three passes for 33 yards vs. Indianapolis (12/27) ... Rushed for 11 yards on three carries and caught three passes for 38 yards vs. New England (1/3/16).

2015 GAME-BY-GAME STATISTICS

DATE	OPPONENT	P/S	RUSHING					RECEIVING					W/L	SCORE
			ATT.	YDS.	LG	TD	NO.	YDS.	LG	TD				
9/13	at Washington	1/0	1	0	0	0	1	3	3	0	W	17-10		
9/20	at Jacksonville	1/0	2	5	3	0	3	15	10t	1	L	23-20		
9/27	BUFFALO	1/0	2	17	14	0	1	5	5	0	L	41-14		
10/4	N.Y. JETS	1/0	0	0	0	0	1	1	1	0	L	27-14		
10/18	at Tennessee	1/0	2	5	4	0	0	0	0	0	W	38-10		
10/25	HOUSTON	1/0	4	19	19	0	2	10	8	0	W	44-26		
10/29	at New England	1/0	0	0	0	0	0	0	0	0	L	36-7		
11/8	at Buffalo	1/0	0	0	0	0	0	0	0	0	L	33-17		
11/15	at Philadelphia	1/0	0	0	0	0	0	0	0	0	W	20-19		
11/22	DALLAS	1/0	0	0	0	0	0	0	0	0	L	24-14		
11/29	at N.Y. JETS	1/0	0	0	0	0	2	10	7	0	L	38-20		
12/6	BALTIMORE	1/0	1	1	1	0	1	5	5	0	W	15-13		
12/14	N.Y. GIANTS	1/0	0	0	0	0	2	11	7	0	L	31-24		
12/20	at San Diego	1/0	1	1	1	0	2	11	6	0	L	30-14		
12/27	INDIANAPOLIS	1/0	0	0	0	0	3	33	23	0	L	18-12		
1/3	NEW ENGLAND	1/0	3	11	8	0	3	38	22	0	W	20-10		
2015 TOTALS		16/0	16	59	19	0	21	142	23	1	6-10			

DAMIEN WILLIAMS' NFL REGULAR SEASON STATISTICS

YEAR	TEAM	GP	GS	RUSHING					RECEIVING				
				ATT.	YDS.	AVG.	LG	TD	NO.	YDS.	AVG.	LG	TD
2014	Miami	16	0	36	122	3.4	19	0	21	187	8.9	32	1
2015	Miami	16	0	16	59	3.7	19	0	21	142	6.8	23	1
CAREER TOTALS		32	0	52	181	3.5	19	0	42	329	7.8	32	2



FIFTYSEASONS

SUPPLEMENTAL STATS

2015



2015 MIAMI DOLPHINS STATS

MIAMI DOLPHINS / WEEK 17 / THROUGH SUNDAY, JANUARY 3, 2016

WON 6, LOST 10					* RUSHING			No.	Yds	Avg	Long	TD		
09/13	W 17-10	at Washington	76,512	Miller	194	872	4.5	85t	8					
09/20	L 20-23	at Jacksonville	65,443	Ajayi	49	187	3.8	24	1					
09/27	L 14-41	Buffalo	64,869	Tannehill	32	141	4.4	28	1					
10/04	L 14-27	New York Jets	83,986	Gray TM	31	122	3.9	16	0					
10/18	W 38-10	at Tennessee	62,342	Landry	18	113	6.3	22t	1					
10/25	W 44-26	Houston	65,251	D. Williams	16	59	3.7	19	0					
10/29	L 7-36	at New England	66,829	Matthews	1	4	4.0	4	0					
11/08	L 17-33	at Buffalo	70,214	M. Moore	3	-2	-7	0	0					
11/15	W 20-19	at Philadelphia	69,596	TEAM	344	1496	4.3	85t	11					
11/22	L 14-24	Dallas	65,115	OPPONENTS	502	2019	4.0	53	13					
11/29	L 20-38	at New York Jets	78,160	* RECEIVING	No.	Yds	Avg	Long	TD					
12/06	W 15-13	Baltimore	64,519	Landry	110	1157	10.5	50t	4					
12/14	L 24-31	New York Giants	65,408	Miller	47	397	8.4	54t	2					
12/20	L 14-30	at San Diego	66,676	Matthews	43	662	15.4	53t	4					
12/27	L 12-18	Indianapolis	65,482	Cameron	35	386	11.0	29	3					
01/03	W 20-10	New England	62,918	Stills	27	440	16.3	47t	3					
		Miami	Opp.	Parker	26	494	19.0	49	3					
TOTAL FIRST DOWNS	291	351	D. Williams	21	142	6.8	23	1						
Rushing	72	112	Jennings	19	208	10.9	31	1						
Passing	194	203	Sims	18	127	7.1	22	1						
Penalty	25	36	Ajayi	7	90	12.9	20	0						
3rd Down: Made/Att	63/205	96/221	Gray TM	6	72	12.0	25	0						
3rd Down Pct.	30.7	43.4	Stoneburner	5	47	9.4	13	2						
4th Down: Made/Att	8/22	4/12	Tannehill	1	9	9.0	9	0						
4th Down Pct.	36.4	33.3	TEAM	365	4231	11.6	54t	24						
POSSESSION AVG.	27:22	32:38	OPPONENTS	350	4225	12.1	84t	31						
TOTAL NET YARDS	5307	6019	* INTERCEPTIONS	No.	Yds	Avg	Long	TD						
Avg. Per Game	331.7	376.2	Jones	5	104	20.8	42	2						
Total Plays	977	1075	Grimes	4	20	5.0	17	0						
Avg. Per Play	5.4	5.6	Bowman	1	38	38.0	38	0						
NET YARDS RUSHING	1496	2019	Shelby	1	22	22.0	22t	1						
Avg. Per Game	93.5	126.2	Hewitt	1	0	0.0	0	0						
Total Rushes	344	502	Br. McCain	1	0	0.0	0	0						
NET YARDS PASSING	3811	4000	TEAM	13	184	14.2	42	3						
Avg. Per Game	238.2	250.0	OPPONENTS	12	176	14.7	43t	2						
Sacked/Yards Lost	45/420	31/225	* PUNTING	No.	Yds	Avg	Net	TB	In	Lg	B			
Gross Yards	4231	4225	Darr	92	4380	47.6	39.7	10	30	70	0			
Att./Completions	588/365	542/350	TEAM	92	4380	47.6	39.7	10	30	70	0			
Completion Pct.	62.1	64.6	OPPONENTS	77	3520	45.7	38.6	6	22	67	1			
Had Intercepted	12	13	* PUNT RETURNS	Ret	FC	Yds	Avg	Long	TD					
PUNTS/AVERAGE	92/47.6	77/45.7	Landry	36	16	356	9.9	69t	1					
NET PUNTING AVG.	92/39.7	77/38.6	Grimes	4	0	59	14.8	28	0					
PENALTIES/YARDS	134/1090	121/1005	Matthews	1	0	9	9.0	9	0					
FUMBLES/BALL LOST	23/7	12/3	TEAM	41	16	424	10.3	69t	1					
TOUCHDOWNS	39	46	OPPONENTS	50	15	526	10.5	58	0					
Rushing	11	13	* KICKOFF RETURNS	No.	Yds	Avg	Long	TD						
Passing	24	31	D. Williams	21	457	21.8	37	0						
Returns	4	2	Landry	13	321	24.7	50	0						
* SCORE BY PERIODS	Q1	Q2	Q3	Q4	OT	PTS	L. James	2	54	27.0	29	0		
TEAM	47	113	67	83	0	310	Jones	2	43	21.5	25	0		
OPPONENTS	96	127	65	101	0	389	Mostert TM	2	57	28.5	32	0		
* SCORING	TD-Ru-Pa-Rt	K-PAT	FG	S	PTS	Patmon LG	2	26	13.0	20	0			
Franks	0	0	0	0	33/36	13/16	0	72	Ajayi	1	20	20.0	20	0
Miller	10	8	2	0	0	60	Sheppard	1	0	0.0	0	0		
Landry	6	1	4	1	0	38	Vigil	1	6	6.0	6	0		
Matthews	4	0	4	0	0	24	TEAM	43	958	22.3	50	0		
Cameron	3	0	3	0	0	18	OPPONENTS	23	508	22.1	41	0		
Parker	3	0	3	0	0	0	18	* FIELD GOALS	1-19	20-29	30-39	40-49	50+	
Stills	3	0	3	0	0	0	18	Franks	1/ 1	3/ 3	4/ 4	4/ 6	1/2	
Jones	2	0	0	2	0	12	TEAM	1/ 1	3/ 3	4/ 4	4/ 6	1/2		
Stoneburner	2	0	2	0	0	0	12	OPPONENTS	0/ 0	5/ 5	9/10	4/ 9	3/5	
Ajayi	1	1	0	0	0	0	8	Franks:	(22G)	(48G,41G,42N)	() () (30G)	(53G)	(63N)	
Jennings	1	0	1	0	0	0	6	(48G)	(42G,22G)	() () (36G)	() (33G,20G)	(38G,46N,		
Shelby	1	0	0	1	0	0	6	(19G)						
Sims	1	0	1	0	0	0	6	OPP:	(45G,46N)	(27G,58G,28G)	(26G,51G,54N)	(22G,		
Tannehill	1	1	0	0	0	0	6	(48G,40N)	(37G)	() (52G,36G)	(43G)	(32N,37G)	(30G)	(41G)
D. Williams	1	0	1	0	0	0	6	(38G,31G,55N)	(35G,48N)	(28G,48N)	(38G)	(34G,46N)		
TEAM	39	11	24	4	33/36	13/16	0	310	2-Pt Conv:	Ajayi, Landry, TM	2-3,	OPP	0-1	
OPPONENTS	46	13	31	2	42/45	21/29	4	389						
SACKS:	Vernon 7.5, Wake 7, Suh 6, D. Moore LG 4, D. Moore TM 1, Shelby 3.5, Jones 2, Phillips 31, OPP 45													
FUM/LOST:	Tannehill 10/3, Douglas 4/0, D. Williams 2/1, Cameron 1/0, L. James 1/0, 1/1, Pouncey 1/0, Sims 1/1													
* PASSING		Att	Cmp	Yds	Cmp%	Yds/Att	TD	TD%	Int	Int%	Long	Sack/Lost	Rating	
Tannehill		586	363	4208	61.9	7.18	24	4.1	12	2.0	54t	45/ 420	88.7	
Landry		1	1	9	100.0	9.00	0	0.0	0	0.0	9	0/ 0	104.2	
M. Moore		1	1	14	100.0	14.00	0	0.0	0	0.0	14	0/ 0	118.8	
TEAM		588	365	4231	62.1	7.20	24	4.1	12	2.0	54t	45/ 420	88.9	
OPPONENTS		542	350	4225	64.6	7.80	31	5.7	13	2.4	84t	31/ 225	97.4	



2015 MIAMI DOLPHINS SUPPLEMENTAL STATS

2015 MIAMI DOLPHINS GAME-BY-GAME TEAM DEFENSIVE TACKLES												
DATE	OPPONENT	SOLO	ASST	TOT	SACKS	YDS	TFL	QBH	INT	PD	FF	FR
9/13	at Washington Redskins	49	26	75	1	8	4	1	2	4	0	1
9/20	at Jacksonville Jaguars	38	16	54	0	0	4	3	0	3	0	0
9/27	BUFFALO BILLS	46	4	50	0	0	7	3	0	1	0	0
10/4	NEW YORK JETS	47	10	57	0	0	4	3	1	6	0	0
10/18	at Tennessee Titans	36	20	56	6	46	8	7	2	7	2	2
10/25	HOUSTON TEXANS	42	14	56	4	41	8	6	1	0	1	1
10/29	at New England Patriots	33	32	65	2	14	3	6	0	0	0	0
11/8	at Buffalo Bills	42	9	51	3	27	6	3	0	0	0	0
11/15	at Philadelphia Eagles	66	11	77	4	39	10	1	1	3	2	0
11/22	DALLAS COWBOYS	46	18	64	2	7	7	6	2	4	0	0
11/29	at New York Jets	40	22	62	1	4	5	5	0	5	0	0
12/6	BALTIMORE RAVENS	47	26	73	3	27	5	10	2	7	0	0
12/14	NEW YORK GIANTS	47	10	57	0	0	4	3	0	2	0	1
12/20	at San Diego Chargers	58	14	72	1	9	8	6	2	8	0	0
12/27	INDIANAPOLIS COLTS	34	15	65	2	9	7	5	0	5	0	0
1/3	NEW ENGLAND PATRIOTS	35	12	47	2	14	4	6	0	5	1	0
2015 TOTALS		710	241	977	29	212	91	68	13	64	8	5
2015 MIAMI DOLPHINS DEFENSIVE STATISTICS												
PLAYER	SOLO	ASST	TOT	SACK	SK YDS	TFL	QBH	IN/YD	PD	FF	FR	
Reshad Jones	106	29	135	2	13	2	9	5/104	10	0	1	
Kelvin Sheppard	72	30	102	0	0	0	13	0	2	0	0	
Koa Misi	59	19	78	0	0	1	8	0	2	0	0	
Jelani Jenkins	50	21	71	0	0	0	6	0	3	0	1	
Michael Thomas	56	15	71	0	0	0	2	0	1	0	0	
Olivier Vernon	41	20	61	7.5	56.5	35	18	0	5	0	0	
Ndamukong Suh	39	22	61	6	41	20	17	0	0	0	0	
Brent Grimes	42	7	49	0	0	0	1	4/26	11	0	0	
Jamar Taylor	35	13	48	0	0	0	0	0	3	0	0	
Brice McCain	31	8	39	0	0	0	0	1/0	8	0	0	
Derrick Shelby	25	12	37	3.5	37.5	8	4	1/22	1	1	0	
Neville Hewitt	22	10	32	0	0	1	3	1/0	2	0	0	
Bobby McCain	19	3	22	0	0	0	0	0	0	0	0	
Earl Mitchell	14	8	22	0	0	2	3	0	3	0	0	
Walt Aikens	15	5	20	0	0	0	0	0	0	0	0	
Jordan Phillips	14	5	19	2	14	4	2	0	4	0	0	
Terrence Fede	9	7	16	0	0	1	0	0	0	0	0	
Zach Vigil	8	3	11	0	0	0	1	0	1	0	1	
Shamuel Gary	7	3	10	0	0	0	0	0	0	0	0	
Tony Lippett	9	1	10	0	0	0	0	0	0	0	0	
Spencer Paysinger	8	2	10	0	0	0	0	0	1	4	0	
Cameron Wake	7	2	9	7	39	7	3	0	0	0	0	
C.J. Mosley	4	3	7	0	0	2	1	0	0	0	0	
Damontre Moore	3	1	4	1	8	1	1	0	0	0	1	
Deandre Coleman	4	0	4	0	0	0	0	0	0	0	0	
Jordan Kovacs	2	0	2	1	9	1	1	1/38	0	0	0	
Chris McCain	2	0	2	1	7	1	0	0	0	1	0	
Zack Bowman	2	0	2	0	0	0	0	0	0	0	0	
A.J. Francis	1	0	1	0	0	0	0	0	0	0	0	
TOTALS		707	250	957	31	225	93	87	13/190	64	8	5
NOTE: Special teams and miscellaneous tackles/fumbles not included above												
DEFENSIVE TOUCHDOWNS: Reshad Jones – 2 (10-18) / (10/25), Derek Shelby -1 (12/6)												
MISCELLANEOUS TACKLES: Ryan Tannehill -3 (9/13) / (10/18), (10/30), (11/22) Jonas Gray - 1 (9/27), Mike Pouncey -1 (9/27), Brandon Albert 1- (10-18), 1 Rishard Matthews (10/29), Dion Sims – 1 (11/29), Dallas Thomas – 1 (11/29)												
MISCELLANEOUS FORCED FUMBLES: None												
MISCELLANEOUS FUMBLE RECOVERIES: Jason Fox – (9/27), Lamar Miller – (10/4), Rvan Tannehill – 3 (11/29)												



2015 MIAMI DOLPHINS SACKS

NAME	SACKS	YDS	OPPONENT
Cameron Wake	7	39	4 – at Tennessee (10-18), 2 –vs. Houston (10-25), 1 – at New England
Olivier Vernon	7.0	54.5	1 – at Tennessee (10-18), 1 – at New England, 1 – vs. Dallas (11/22), 1 – at New York Jets, 2.5 – vs. Baltimore (12/7), .5 at San Diego (12/20), .5 – vs. New England (1/3)
Ndamukong, Suh	6.0	34.0	2 –vs. Houston (10-25), 1– at Buffalo (11-9), 1 Philadelphia (11-15), .5 at San Diego (12/20), 1 vs. Indianapolis (12/28), .5 – vs. New England (1/3)
Derek Shelby	3.5	32.5	1 at Philadelphia (11-15), 1 – vs. Dallas (11/22), .5 – vs. Baltimore (12/7), 1 – vs. New England (1/3)
Jordan Phillips	2	14	1- at Washington (9-13), 1– at Buffalo (11-9)
Jordan Kovacs	1	9	1 – at Tennessee (10-18)
Chris McCain	1	7	1 at Philadelphia (11-15)
Reshad Jones	1	1	1 at Philadelphia (11-15)
Demontre Moore	1	9	1 vs. Indianapolis (12/28)
Totals	31	226	

2015 MIAMI DOLPHINS INTERCEPTIONS

Reshad Jones	5	1 – at Tennessee (10-18), 1 –vs. Houston (10-25), 1 - at Philadelphia (11-15), 1 – vs. Baltimore, 1 – at San Diego (12/20)
Grimes, Brent	4	1 – at Washington (9-14), 1 – at Tennessee (10-18), 1 – vs. Dallas (11/22), 1 – at San Diego (12/20)
McCain, Brice	1	1 – at Washington (9-14)
Bowman, Zack	1	1 – vs. New York Jets (10/4)
Hewitt, Neville	1	1 – vs. Dallas (11/22)
Shelby, Derek	1	1 – vs. Baltimore (12/7)
TOTAL	13	

2015 MIAMI DOLPHINS TURNOVERS

DATE	OPPONENT	TAKEAWAYS			GIVEAWAYS			DIFF	W/L
		INT	FUM	TOTAL	INT	FUM	TOTAL		
9/13	at Washington Redskins	2	0	2	0	1	1	+1	W
9/20	at Jacksonville Jaguars	0	0	0	0	0	0	Even	L
9/27	BUFFALO BILLS	0	0	0	3	0	3	-3	L
10/4	NEW YORK JETS	1	0	1	2	0	2	-1	L
10/18	at Tennessee Titans	2	2	4	2	0	2	+2	W
10/25	HOUSTON TEXANS	1	0	1	0	1	1	Even	W
10/29	at New England Patriots	0	0	0	2	0	2	-2	L
11/8	at Buffalo Bills	0	0	0	0	1	1	-1	L
11/15	at Philadelphia Eagles	1	0	1	0	0	0	+1	W
11/22	DALLAS COWBOYS	2	0	2	1	0	1	+1	L
11/29	at New York Jets	1	0	0	1	0	1	-1	L
12/6	BALTIMORE RAVENS	2	0	2	0	1	1	+1	W
12/14	NEW YORK GIANTS	0	1	1	0	1	1	Even	L
12/20	at San Diego Chargers	2	0	2	0	1	1	+1	L
12/27	INDIANAPOLIS COLTS	0	0	0	1	0	1	-1	L
1/3	NEW ENGLAND PATRIOTS	0	0	0	0	0	0	Even	W
TOTAL		14	3	7	12	6	18	-2	6-10



2015 MIAMI DOLPHINS SPECIAL TEAMS STATISTICS

DATE	OPPONENT	SOLO	ASST	TOTAL	FF	FR	BFG	BPAT	BPNT
9/13	at Washington Redskins	2	2	4	0	1	0	0	0
9/20	at Jacksonville Jaguars	4	0	4	0	0	0	0	0
9/27	BUFFALO BILLS	3	0	3	0	0	0	0	0
10/4	NEW YORK JETS	5	2	7	0	1	0	0	0
10/18	at Tennessee Titans	2	4	6	0	0	0	0	0
10/25	HOUSTON TEXANS	4	2	6	0	0	0	0	0
10/29	at New England Patriots	4	2	6	0	0	0	0	0
11/8	at Buffalo Bills	3	0	3	0	1	0	0	0
11/15	at Philadelphia Eagles	9	0	9	0	0	0	0	1
11/22	DALLAS COWBOYS	2	0	2	0	0	0	0	0
11/29	at New York Jets	5	4	7	0	0	0	0	0
12/6	BALTIMORE RAVENS	5	2	7	0	0	0	0	0
12/14	NEW YORK GIANTS	3	0	3	0	0	0	0	0
12/20	at San Diego Chargers	6	1	7	0	0	0	0	0
12/27	INDIANAPOLIS COLTS	3	4	7	0	0	0	0	0
1/3	NEW ENGLAND PATRIOTS	2	0	2	0	0	0	0	0
2015 TOTALS		62	23	85	0	3	0	0	1

2015 MIAMI DOLPHINS SPECIAL TEAMS STATISTICS

PLAYER	SOLO	ASST	TOTAL	FF	FR	BFG	BPAT	BPNT
Paysinger, Spencer	7	8	15	0	0	0	0	0
Thomas, Michael	10	4	14	0	0	0	0	0
Aikens, Walt	9	1	10	0	0	0	0	0
Nevil, Hewitt	6	0	6	0	0	0	0	0
Vigil, Zach	5	0	5	0	0	0	0	0
McCain, Bobby	4	1	5	0	0	0	0	0
Bowman, Zack	4	1	4	0	0	0	0	0
Denney, John	4	0	4	0	0	0	0	0
Williams, Damien	2	2	4	0	1	0	0	0
Sheppard, Kelvin	3	0	3	0	0	0	0	0
Lippett, Tony	3	0	3	0	0	0	0	1
Johnson, James-Michael	2	1	3	0	0	0	0	0
Williams, Brandon	1	0	1	0	0	0	0	0
Kovacs, Jonathan	0	1	1	0	0	0	0	0
Gary, Shamil	1	0	1	0	0	0	0	0
Darr, Matt	1	0	1	0	0	0	0	0
Miller, Lamar	0	0	0	0	1	0	0	0
TOTALS	56	22	78	0	3	0	0	1



2015 MIAMI DOLPHINS GAME-BY-GAME STATISTICS

MIAMI																				
FIRST DOWNS				OFFENSE				NET PASSING				NET RUSHING				PEN		FUMB		T.O.P
GAME	T	R	P	PN	AT	YDS	AVG	A	C	I	YDS	TD	SK	YDS	AT	YDS	AVG	TD	NO	YD
WAS	19	5	12	2	55	256	4.7	34	22	0	182	1	3	44	18	74	4.1	0	6	39
JAX	17	0	15	2	61	386	6.2	44	30	0	359	2	2	15	16	42	2.6	0	13	112
BUF	21	7	13	1	71	391	5.5	49	26	3	289	2	2	8	20	102	5.1	0	6	36
NYJ	17	4	8	5	58	226	3.9	44	19	2	198	2	3	31	11	59	5.4	0	9	80
TEN	26	11	14	1	63	434	6.9	32	22	2	266	2	2	12	32	180	5.6	2	9	97
HOU	21	8	11	2	59	503	8.5	20	19	0	255	4	4	41	35	248	7.1	1	8	52
NE	18	2	16	0	62	270	4.4	45	28	2	255	0	5	45	13	15	1.2	1	7	40
BUF	29	6	16	7	62	397	6.4	37	28	0	318	0	2	27	23	106	4.6	2	8	62
PHI	15	4	11	0	66	289	4.4	36	21	0	217	2	4	27	26	99	3.8	0	8	84
DAL	9	2	6	1	41	210	5.1	24	13	1	188	2	3	48	14	70	5.0	0	9	74
NYJ	20	0	19	1	70	333	4.8	33	21	1	321	3	3	30	9	12	1.3	0	6	45
BAL	8	5	3	0	46	219	4.8	19	9	0	84	1	1	4	26	137	4.8	0	5	31
NYG	16	6	10	0	64	363	5.7	41	25	0	236	1	1	1	22	128	5.8	2	12	123
SD	13	4	8	1	56	231	4.1	34	20	0	216	0	3	29	19	44	2.3	2	9	72
IND	22	4	16	2	69	361	5.2	38	26	1	329	0	6	50	25	82	3.3	1	9	50
NE	20	4	16	0	73	438	6.0	38	25	0	350	2	1	8	34	96	2.8	0	10	93
2015 TOTAL	291	72	194	25	976	5,307	5.4	568	354	12	4,063	24	45	420	343	1494	4.4	11	134	1090

OPPONENTS																				
FIRST DOWNS				OFFENSE				NET PASSING				NET RUSHING				PEN		FUMB		T.O.P
GAME	T	R	P	PN	AT	YDS	AVG	A	C	I	YDS	TD	SK	YDS	AT	YDS	AVG	TD	NO	YD
WAS	20	6	12	2	69	349	5.1	31	21	2	188	1	1	8	37	161	4.4	0	11	88
JAX	19	4	11	4	66	396	6.0	33	18	0	273	1	0	0	33	123	3.7	0	9	93
BUF	21	4	14	3	63	428	6.8	29	21	0	277	3	0	0	34	151	4.4	1	5	40
NYJ	23	13	8	2	72	425	5.9	29	16	1	218	1	0	0	43	207	4.8	2	14	163
TEN	22	4	15	3	65	299	4.6	46	26	2	236	1	6	46	18	63	3.5	0	7	50
HOU	24	6	18	0	78	322	4.1	49	23	1	273	3	4	22	25	71	2.8	1	3	25
NE	24	8	16	0	66	437	6.6	38	16	0	342	4	2	14	26	95	3.7	0	8	69
BUF	18	10	7	1	51	420	8.2	12	11	0	181	1	3	27	36	266	7.4	3	13	94
PHI	29	10	15	4	88	436	5.0	48	33	1	392	1	4	39	36	83	2.3	1	7	54
DAL	22	10	11	1	68	386	5.7	28	18	2	277	2	2	7	38	166	4.4	0	10	79
NYJ	24	10	13	1	72	411	5.7	22	37	0	277	4	1	3	34	137	4.0	1	6	40
BAL	22	4	18	0	75	375	5.0	46	32	2	308	1	3	27	26	96	3.6	0	5	36
NYG	25	6	15	4	63	429	6.8	31	27	0	337	4	0	0	32	92	2.9	0	3	25
SD	26	7	16	3	73	442	6.1	36	26	2	311	3	1	9	36	140	3.9	1	7	48
IND	20	6	11	3	54	268	5.0	29	17	0	177	0	2	9	23	100	4.3	2	6	60
NE	12	4	3	5	54	196	3.6	25	13	0	140	0	2	14	27	70	2.6	1	7	41
2015 TOTAL	351	112	203	36	1077	6,019	5.6	532	355	13	4,207	30	31	225	504	2021	3.9	13	121	1005

2015 MIAMI DOLPHINS GAME-BY-GAME DRIVE PRODUCTION

MIAMI																				
GAME	POSS	TD	PAT	2PT	M2PT	FG	MFG	Bk FG	PUNT	Bk PUNT	INT	FUM	SAF	DWNS	HF	GM	PTS	TD%	SCORE %	PTS/POSS
WAS	9	1	1	0	0	1	0	0	4	0	0	0	0	1	0	0	10	11.00%	22%	1.10
JAX	12	2	2	0	0	2	1	0	6	0	0	0	0	1	0	0	20	16.00%	33%	0.90
BUF	11	2	1	1	1	0	0	0	4	0	3	0	0	2	1	0	14	16.60%	16.60%	1.27
NYJ	13	2	2	0	0	0	0	0	7	0	2	0	0	2	0	0	14	15.38%	15.38%	1.07
TEN	10	4	4	0	0	1	0	0	3	0	2	0	0	0	0	0	38	40.00%	50.00%	3.80
HOU	14	5	4	0	0	1	0	0	5	0	0	1	0	0	1	1	44	35.71%	42.85%	3.14
NE	13	1	1	0	0	0	1	0	6	0	2	1	1	1	0	1	7	7.69%	7.69%	0.53
BUF	9	2	2	0	0	1	0	0	3	0	0	1	1	0	1	0	17	22.22%	33.33%	1.88
PHI	14	2	2	0	0	1	0	0	8	0	0	1	1	0	0	1	20	14.28%	28.57%	1.42
DAL	11	2	2	0	0	0	0	0	7	0	1	0	0	1	0	0	14	18.18%	18.18%	1.27
NYJ	14	3	2	0	0	0	0	0	8	0	1	1	0	0	1	0	20	21.52%	21.52%	1.42
BAL	12	1	1	1	0	0	0	0	9	0	0	1	0	0	1	0	15	8.33%	8.33%	0.58
NYG	12	3	3	0	0	1	0	0	6	0	0	1	0	1	0	0	24	25.00%	33.33%	2.00
SD	11	2	2	0	0	0	0	0	8	0	0	0	0	0	1	0	14	18.18%	18.18%	1.27
IND	9	1	1	0	1	2	0	0	3	0	1	0	1	1	0	0	12	11.00%	33.33%	1.30
NE	12	2	2	0	0	2	3	0	4	0	0	0	0	0	0	1	20	16.67%	33.33%	1.66
Totals	186	35	32	2	2	12	5	0	91	0	12	8	4	7	3	3	303	18.61%	26.28%	1.54
OPPONENTS																				
GAME	POSS	TD	PAT	2PT	M2PT	FG	MFG	Bk FG	PUNT	Bk PUNT	INT	FUM	SAF	DWNS	HF	GM	PTS	TD%	SCORE %	PTS/POSS
WAS	10	1	1	0	0	1	1	0	3	0	2	0	0	1	1	0	10	10.00%	20%	1.00
JAX	13	2	2	0	0	3	0	0	7	0	0	0	0	0	0	1	23	8.00%	38%	1.76
BUF	11	4	4	0	0	3	1	0	3	0	0	0	0	0	0	1	34	36.36%	54.54%	3.09
NYJ	14	3	3	0	0	2	0	0	5	0	1	0	0	0	0	1	27	21.40%	35.70%	1.93
TEN	12	1	1	0	0	1	0	0	3	0	2	2	0	1	1	0	10	8.33%	16.66%	0.83
HOU	14	4	3	0	1	0	0	0	8	0	1	0	0	1	0	0	26	28.57%	28.47%	1.85
NE	12	4	4	0	0	2	0	0	6	0	0	0	0	0	0	0	36	25.00%	50.00%	3.00
BUF	9	4	4	0	0	1	0	0	3	0	0	0	0	0	0	1	33	44.44%	55.55%	3.66
PHI	14	2	2	0	0	1	1	0	6	1	1	0	0	1	1	0	17	14.28%	21.42%	1.21
DAL	10	2	2	0	0	1	0	0	3	0	1	0	0	1	1	0	17	20.00%	30.00%	1.70
NYJ	13	5	5	0	0	1	0	0	5	0	0	0	0	1	0	1	38	35.74%	46.15%	2.92
BAL	12	1	1	0	0	2	1	0	5	0	2	0	0	1	0	1	13	8.33%	25.00%	1.08
NYG	12	4	4	0	0	1	1	0	4	0	0	1	0	0	0	1	31	33.33%	41.66%	2.58
SD	12	4	3	0	0	1	1	0	3	0	2	0	0	0	0	1	30	25.00%	41.66%	2.58
IND	10	2	1	0	0	1	0	0	5	0	0	0	0	0	1	0	18	20.00%	30.00%	1.80
NE	12	1	1	0	0	1	2	0	7	0	0	0	0	1	1	0	10	8.03%	16.66%	0.83
TOTAL	190	44	41	0	1	22	8	0	76	1	12	3	0	3	6	8	373	22.60%	35.63%	1.99



2015 MIAMI DOLPHINS GAME-BY-GAME REDZONE PRODUCTION

MIAMI																		
GAME	POSS	TD	PAT	2-PT.	M-2PT.	FG	MFG	Bk FG	INT	FUM	DW/PNT	HF	GM	PTS	TD%	SCORE %	PTS/POSS	
WAS	3	1	1	0	0	1	1	0	0	0	1	0	0	10	50%	67%	3.30	
JAX	2	2	2	0	0	0	0	0	0	0	0	0	0	14	100%	100%	7.00	
BUF	2	0	0	0	0	0	0	0	0	0	0	0	0	0	0%	0%	0.00	
NYJ	3	2	2	0	0	0	0	0	1	0	0	0	0	14	67%	67%	4.66	
TEN	4	3	3	0	0	1	1	0	0	0	0	0	0	24	75%	100%	6.00	
HOU	0	0	0	0	0	0	0	0	0	0	0	0	0	0	-	-	-	
NE	2	1	1	0	0	0	0	0	0	0	1	0	0	7	50%	50%	3.5.	
BUF	4	2	2	0	0	1	0	0	0	0	0	0	0	17	50%	75%	5.66	
PHI	4	2	2	0	0	2	0	0	0	0	0	0	0	20	50%	100%	5.00	
DAL	1	1	1	0	0	0	0	0	0	0	0	0	0	7	100%	100%	7.00	
NYJ	3	2	2	0	0	0	0	0	1	0	0	0	0	14	75%	75%	4.66	
BAL	0	0	0	0	0	0	0	0	0	0	0	0	0	0	-	-	-	
NYG	2	1	1	0	0	1	0	0	0	0	0	0	0	10	50%	100%	5.00	
SD	2	2	2	0	0	0	0	0	0	0	0	0	0	14	100%	100%	7.00	
IND	5	1	1	0	1	2	0	0	1	0	1	0	0	12	20.00%	60%	2.40	
NE	4	2	2	0	0	2	0	0	0	0	0	0	0	20	50.00%	100%	5.00	
TOTAL	41	22	22	0	1	10	2	0	1	0	2	0	0	183	59.37%	77.83%	4.82	

2015 MIAMI DOLPHINS GAME-BY-GAME REDZONE PRODUCTION

OPPONENTS																		
GAME	POSS	TD	PAT	2-PT.	M-2PT.	FG	MFG	Bk FG	INT	FUM	DW/PN T	HF	GM	PTS	TD%	SCORE %	PTS/POSS	
WAS	3	1	1	0	0	1	1	0	0	0	1	0	0	10	33%	50%	3.3	
JAX	3	1	1	0	0	2	2	0	0	0	0	0	0	13	33%	100%	4.3	
BUF	2	1	1	0	0	1	1	0	0	0	0	0	0	10	50%	100%	5.0	
NYJ	3	2	2	0	0	1	1	0	0	0	0	0	0	17	67%	100%	5.7	
TEN	3	1	1	0	0	1	1	0	0	0	0	0	1	10	33%	67%	3.3	
HOU	3	3	3	0	1	0	0	0	0	0	0	0	0	21	100%	100%	7.0	
NE	4	3	3	0	0	1	0	0	0	0	0	0	0	24	75%	100%	6.0	
BUF	2	1	1	0	0	0	0	0	0	0	0	0	1	7	50%	50%	3.5	
PHI	5	2	2	0	0	1	1	0	1	0	0	0	0	17	40%	60%	3.4	
DAL	3	1	1	0	0	1	0	0	1	0	0	0	0	10	33%	67%	3.3	
NYJ	5	4	4	0	0	1	0	0	0	0	0	0	1	31	80%	100%	6.2	
BAL	2	0	0	0	0	1	0	0	0	0	1	0	0	3	0	50%	1.5	
NYG	4	3	3	0	0	1	0	0	0	0	0	0	0	24	75%	100%	6.0	
SD	5	4	3	0	0	1	0	0	0	0	0	0	0	30	80%	100%	5.0	
IND	1	1	1	0	0	0	0	0	0	0	0	0	0	7	100%	100%	7.0	
NE	2	1	1	0	0	1	0	0	0	0	0	0	0	10	50.00%	100%	5.0	
TOTAL	50	29	28	0	1	14	7	0	2	0	1	0	3	244	53.50%	84.00%	4.7	



2015 BIG PLAYS

MIAMI

PASSING PLAYS (25 yards or more)	RUNNING PLAYS (15 yards or more)
54 – Ryan Tannehill to Lamar Miller vs. Houston (10/25)	85 –Lamar Miller vs. Houston (10/25)
53 – Ryan Tannehill to Rishard Matthews vs. Houston (10/25)	38 –Lamar Miller vs. New York Giants (12/14)
50 – Ryan Tannehill to Jarvis Landry vs. Houston (10/25)	35 -- Jay Ajayi at Philadelphia (11-15)
49 – Ryan Tannehill to DeVante Parker vs. Indianapolis (12/28)	29 –Lamar Miller vs. Houston (10/25)
48 – Ryan Tannehill to Rishard Matthews at Jacksonville (9/20)	28 –Ryan Tannehill vs. Indianapolis (12/28)
47 – Ryan Tannehill to Jarvis Landry at Dallas (11/22)	23 –Jay Ajayi at Buffalo (11/8)
47 –Ryan Tannehill to Kenny Stills vs. New York Giants (12/14)	22 –Lamar Miller at Tennessee Titans (10/18)
46 – Ryan Tannehill to Rishard Matthews vs. Buffalo (9/27)	22 –Lamar Miller vs. Baltimore (12/7)
46 – Ryan Tannehill to DeVante Parker vs. New England (1/3)	22 –Jarvis Landry at Tennessee Titans (10/18)
46 – Ryan Tannehill to Rishard Matthews vs. Philadelphia (11/15)	20 –Jay Ajayi at Philadelphia (11-15)
42 –Ryan Tannehill to Kenny Stills vs. Buffalo (11/8)	19 –Damian Williams vs. Houston (10/25)
42 –Ryan Tannehill to Kenny Stills vs. New York Jets (10/4)	19 –Ryan Tannehill vs. New England (1/3)
47 – Ryan Tannehill to Jarvis Landry at Dallas (11/22)	17 –Lamar Miller vs. Baltimore (12/7)
40 – Ryan Tannehill to Jarvis Landry at New York Jets (11/29)	16 –Jonas Grey vs. Houston (10/25)
38 – Ryan Tannehill to Kenny Stills at Tennessee (10/18)	16 –Lamar Miller vs. Dallas (11/22)
38 – Ryan Tannehill to DeVante Parker at Baltimore (12/7)	15 –Jarvis Landry vs. New York Jets (10/4)
36 – Ryan Tannehill to Jarvis Landry at Jacksonville (9/20)	15 –Jonas Grey vs. Houston (10/25)
35 – Ryan Tannehill to Lamar Miller at Philadelphia (11/15)	
35 – Ryan Tannehill to DeVante Parker at San Diego Chargers (12/20)	
34 – Ryan Tannehill to DeVante Parker at San Diego Chargers (12/20)	
35 – Ryan Tannehill to DeVante Parker at New York Jets (11/29)	
31 – Ryan Tannehill to Greg Jennings vs New England (1/3)	
29 – Ryan Tannehill to DeVante Parker vs. New England (1/3)	
29 – Ryan Tannehill to Jordan Cameron at New England (10/30)	
29 – Ryan Tannehill to Kenny Stills vs. Dallas (11/22)	
28 – Ryan Tannehill to Jordan Cameron at Washington (9/13)	
27– Ryan Tannehill to Lamar Miller vs. Buffalo (11/8)	
26 – Ryan Tannehill to Jordan Cameron at Jacksonville (9/20)	
26 – Ryan Tannehill to Lamar Miller at Buffalo (11-8)	
26 – Ryan Tannehill to Jarvis Landry vs. Indianapolis (12/28)	
25 – Ryan Tannehill to Jonas Gray at New England (10-29)	
25 – Ryan Tannehill to Kenny Stills at New England (10-29)	
25 – Ryan Tannehill to Jarvis Landry at New York Giants (12/14)	
OPPONENTS	
PASSING PLAYS (25 yards or more)	
84 –Eli Manning to Odell Beckham Jr. vs. New York Giants (12/14)	53 – Donald Brown at San Diego (12/20)
68 –Tom Brady to James White vs. New England (1/3)	48 – LeSean McCoy at Buffalo (11/8)
63 –Tyrod Taylor to Sammy Watkins at Buffalo (11/8)	41 – Karlos Williams vs. Buffalo (9/27)
60 – Sam Bradford to Brent Celek at Philadelphia (11/15)	38 – Karlos Williams at Buffalo (11/8)
60 –Eli Manning to Odell Beckham Jr. vs. New York Giants (12/14)	37 – Frank Gore vs. Indianapolis (12/28)
58 –Ryan Fitzpatrick to Branden Marshall vs. New York Jets (10/4)	35 – Darren McFadden vs. Dallas (11/22)
52 – Blake Bortles to Allen Robinson at Jacksonville (9/20)	31 –Chris Ivory at New York Jets (11/29)
47 – Tom Brady to Rob Gronkowski at New England (10/27)	28 – Blake Bortles at Jacksonville (9/20)
47 –Ryan Fitzpatrick to Branden Marshall at. New York Jets (11/29)	25 – Karlos Williams at Buffalo (11/8)
44 – Tyrod Taylor to Sammy Watkins vs. Buffalo (11/8)	24 –Chris Ivory vs. New York Jets (10/4)
40 – Sam Bradford to Brent Celek at Philadelphia (11/15)	21 –Rashad Jennings vs. New York Giants (12/14)
41 – Matt Schaub to Buck Allen vs Baltimore (12/7)	20 – Darren McFadden vs. Dallas (11/22)
40 – Sam Bradford to Brent Celek at Philadelphia (11/15)	18 – Frank Gore vs. Indianapolis (12/28)
39 – Tyrod Taylor to Chris Hogan vs. Buffalo (9/27)	17 – LeSean McCoy at Buffalo (11/8)
36 – Matt Schaub to Chris Givens vs Baltimore (12/7)	16 –Dexter McCluster at Tennessee (10/18)
36 – Blake Bortles to Allen Robinson at Jacksonville (9/20)	16 –Buck Allen vs. Baltimore (12/7)
32 –Marcus Mariota to Dorial Green Beckham at Tennessee (10/18)	15 – Donald Brown at San Diego (12/20)
31 –Tony Romo to Terrance Williams vs. Dallas (11/22)	
31 –Philip Rivers to Dontrel Inman at San Diego (12/20)	
30 –Philip Rivers to Antonio Gates at San Diego (12/20)	
28 –Philip Rivers to Dontrel Inman at San Diego (12/20)	
28 – Kirk Cousins to Jordan Reed at Washington (9/13)	
28 – Matt Hasselbeck to T.Y. Hilton vs. Indianapolis (12/28)	
27 –Philip Rivers to Malcom Floyd at San Diego (12/20)	
27 – Sam Bradford to Zack Ertz at Philadelphia (11/15)	
27 – Bryan Hoyer to Nate Washington vs. Houston (10/25)	
26 –Ryan Fitzpatrick to Eric Decker vs. New York Jets (10/4)	
26 – Bryan Hoyer to Arian Foster vs. Houston (10/25)	
25 – Tyrod Taylor to Charles Clay vs. Buffalo (9/27)	
25 – Tom Brady to Brandon LaFell at New England (10/28)	
25 –Marcus Mariota to Delanie Walker at Tennessee (10/18)	



2015 LONGEST DRIVES			
MIAMI			
	PLAYS	NET YARDS	TIME
	15 – vs. Buffalo (9/27)	97 – at Tennessee (10/18)	6:34 – vs. Indianapolis (12/28)
For TD	14 – at New York Jets (11/29)	97 – at Tennessee (10/18)	5:30 – at Tennessee (10/18)
OPPONENT			
	PLAYS	NET YARDS	TIME
	17 – at Washington (9/13)	96 – vs NYG (12/14)	8:49 – at Washington (9/13)
For TD	17 – at Washington (9/13)	96 – vs NYG (12/14)	8:49 – at Washington (9/13)

2015 MIAMI DOLPHINS GAME-BY-GAME 3RD DOWNS							
		MIAMI			OPPONENTS		
DATE	OPPONENT	MADE	ATTEMPTS	PCT	MADE	ATTEMPTS	PCT
9/13	at Washington Redskins	5	12	41.6%	6	14	42.8%
9/20	at Jacksonville Jaguars	5	15	33.0%	5	14	36.0%
9/27	BUFFALO BILLS	4	13	30.7%	7	13	53.8%
10/4	NEW YORK JETS	0	12	0.00%	6	16	38.0%
10/18	at Tennessee Titans	5	9	56.0%	2	10	20.0%
10/25	HOUSTON TEXANS	1	9	11.1%	6	15	40.0%
10/29	at New England Patriots	2	11	18.1%	3	12	25.0%
11/8	at Buffalo Bills	4	9	44.0%	8	13	62.0%
11/15	at Philadelphia Eagles	5	15	33.3%	7	18	39.0%
11/22	DALLAS COWBOYS	1	10	10.0%	7	14	50.0%
11/29	at New York Jets	4	15	26.67%	10	17	58.82%
12/6	BALTIMORE RAVENS	4	13	30.7%	5	14	35.7%
12/14	NEW YORK GIANTS	7	16	43.75%	5	11	45.45%
12/20	at San Diego Chargers	2	14	14.28%	9	14	64.00%
12/27	INDIANAPOLIS COLTS	6	15	40.00%	6	12	50.00%
1/3	NEW ENGLAND PATRIOTS	8	17	47.05%	4	14	28.57%
TOTAL		63	195	32.30%	86	210	40.95%

2015 MIAMI DOLPHINS GAME-BY-GAME 4TH DOWNS							
		MIAMI			OPPONENTS		
DATE	OPPONENT	MADE	ATTEMPTS	PCT	MADE	ATTEMPTS	PCT
9/13	at Washington Redskins	0	1	0%	0	1	0%
9/20	at Jacksonville Jaguars	0	1	0%	0	1	0%
9/27	BUFFALO BILLS	1	4	25%	--	--	-
10/4	NEW YORK JETS	0	4	0%	--	--	-
10/18	at Tennessee Titans	--	--	--	1	2	50%
10/25	HOUSTON TEXANS	--	--	--	0	1	0%
10/29	at New England Patriots	1	2	50%	1	1	100%
11/8	at Buffalo Bills	--	--	--	--	--	-
11/15	at Philadelphia Eagles	--	--	--	1	2	50%
11/22	DALLAS COWBOYS	0	1	0%	1	2	50.0%
11/29	at New York Jets	2	2	100%	0	1	0%
12/6	BALTIMORE RAVENS	--	--	--	0	1	0%
12/14	NEW YORK GIANTS	1	2	50%	-	-	-
12/20	at San Diego Chargers	3	3	100%	-	-	-
12/27	INDIANAPOLIS COLTS	0	1	0%	-	-	-
1/3	NEW ENGLAND PATRIOTS	0	1	0%	0	1	0%
TOTAL		8	21	38.09%	4	13	30.76%



2015 MIAMI DOLPHINS QUARTER-BY-QUARTER SCORING															
			MIAMI							OPPONENTS					
DATE	OPPONENT	W/L	1st	2nd	3rd	4th	OT	Total	1st	2nd	3rd	4th	OT	Total	
9/13	at Washington Redskins	W	0	7	0	10	-	17	3	7	0	0	-	10	
9/20	at Jacksonville Jaguars	L	3	10	7	0	-	20	10	10	0	3	-	23	
9/27	BUFFALO BILLS	L	0	0	8	6	-	14	14	13	0	14	-	41	
10/4	NEW YORK JETS	L	0	7	0	7	-	14	10	10	7	0	-	27	
10/18	at Tennessee Titans	W	10	7	7	14	-	38	3	0	7	0	-	10	
10/25	HOUSTON TEXANS	W	21	20	0	3	-	44	0	0	13	13	-	26	
10/29	at New England Patriots	L	0	0	7	0	-	7	7	12	3	14	-	36	
11/8	at Buffalo Bills	L	0	7	7	3	-	17	9	10	7	7	-	33	
11/15	at Philadelphia Eagles	W	3	10	0	7	-	20	16	0	0	3	-	19	
11/22	DALLAS COWBOYS	L	0	7	7	0	-	14	0	14	0	10	-	24	
11/29	at New York Jets	L	0	0	7	13	-	20	7	7	7	17	-	38	
12/6	BALTIMORE RAVENS	W	0	15	0	0	-	15	0	3	7	3	-	13	
12/14	NEW YORK GIANTS	L	7	10	7	0	-	24	3	14	7	7	-	31	
12/20	at San Diego Chargers	L	0	0	7	7	-	14	6	17	7	0	-	30	
12/27	INDIANAPOLIS COLTS	L	0	6	3	3	-	12	8	7	0	3	-	18	
1/3	NEW ENGLAND PATRIOTS	W	3	7	0	10	-	20	0	3	7	0	-	10	
TOTAL			5-9	47	113	60	83	-	286	80	105	62	74	-	321

IN 2015, THE MIAMI DOLPHINS ARE ...			
3-1	when leading after the 1 st Quarter	3-4	in road games
4-0	when leading after the 2 nd Quarter	0-0	when playing in domes
3-0	when leading after the 3 rd Quarter	6-10	when playing outdoors
2-8	when behind after the 1 st Quarter	0-3	when playing on artificial turf
2-9	when behind after the 2 nd Quarter	6-7	when playing on natural grass
2-8	when behind after the 3 rd Quarter	2-7	after winning the coin toss
5-0	when Miami scores first	4-3	after losing the coin toss
1-9	when opponent scores first	2-1	when scoring 21 points or more
1-1	when tied at halftime	5-1	when yielding 20 points or less
3-6	in home games	0-0	in overtime contests

2015 MIAMI DOLPHINS INACTIVES							
at Washington Redskins	Davis	Lippett	Gray	McCain	Fox	Hazel	Francis
at Jacksonville Jaguars	Davis	Lippett	Linkenbach	Turner	Sims	Hazel	Francis
BUFFALO BILLS	Mostert	Lippett	Albert	Turner	Sims	Hazel	Phillips
NEW YORK JETS	Mostert	Lippett	Albert	Turner	Sims	Hazel	Francis
at Tennessee Titans	Dowling	Lippett	Ch. McCain	Brenner	Linkenbach	Hazel	Francis
HOUSTON TEXANS	Br. McCain	Ch. McCain	Brenner	Linkenbach	Stoneburner	Hazel	Francis
at New England Patriots	Br. McCain	Ch. McCain	Brenner	Linkenbach	Stoneburner	Hazel	Francis
at Buffalo Bills	Parker	Kovacs	Lippett	John	James	Hazel	Francis
at Philadelphia Eagles	Grimes	Paysinger	Brenner	John	James	Hazel	Williams
DALLAS COWBOYS	Lippett	Paysinger	Jenkins	John	James	Hazel	Stoneburner
at New York Jets	Johnson	Ch. McCain	Williams	John	James	Hazel	Stoneburner
BALTIMORE RAVENS	Matthews	McClendon	Mitchell	John	James	Taylor	McCain
NEW YORK GIANTS	Matthews	McClendon	John	Williams	James	Fede	--
at San Diego Chargers	Thomas	Matthews	Jenkins	Williams	James	Mitchell	--
INDIANAPOLIS COLTS	Thomas	Matthews	Taylor	Pouncey	Smith	James	Mitchell
NEW ENGLAND PATRIOTS	Thomas	Matthews	Taylor	Pouncey	Smith	James	Mitchell



2015 MIAMI DOLPHINS GAME-BY-GAME STARTERS

OFFENSE											
GAME	WR/TE	LT	LG	C	RG	RT	TE	WR/TE	QB	RB	WR
at Washington Redskins	Jennings	Albert	Thomas	Pouncey	Douglas	James	Cameron	Matthews	Tannehill	Miller	Landry
at Jacksonville Jaguars	Jennings	Albert	Thomas	Pouncey	Douglas	James	Cameron	Matthews	Tannehill	Miller	Landry
BUFFALO BILLS	Jennings	Fox	Thomas	Pouncey	Douglas	James	Cameron	Matthews	Tannehill	Miller	Landry
NEW YORK JETS	Jennings	Fox	Thomas	Pouncey	Douglas	James	Cameron	Matthews	Tannehill	Miller	Landry
at Tennessee Titans	Stills	Albert	Thomas	Pouncey	Turner	James	Cameron	Matthews	Tannehill	Miller	Landry
HOUSTON TEXANS	Stills	Albert	Thomas	Pouncey	Turner	James	Cameron	Matthews	Tannehill	Miller	Landry
at New England Patriots	Stills	Albert	Thomas	Pouncey	Turner	James	Cameron	Matthews	Tannehill	Miller	Landry
at Buffalo Bills	Stills	Albert	Thomas	Pouncey	Turner	Fox	Cameron	Matthews	Tannehill	Miller	Landry
at Philadelphia Eagles	Sims	Ablert	Thomas	Pouncey	Turner	Fox	Cameron	Matthews	Tannehill	Miller	Landry
DALLAS COWBOYS	Stills	Albert	Thomas	Pouncey	Turner	Fox	Cameron	Matthews	Tannehill	Miller	Jennings
at New York Jets	Stills	Albert	Thomas	Pouncey	Turner	Fox	Cameron	Matthews	Tannehill	Miller	Landry
BALTIMORE RAVENS	Stills	Albert	Thomas	Pouncey	Turner	Fox	Cameron	Parker	Tannehill	Miller	Landry
NEW YORK GIANTS	Sims	Albert	Thomas	Pouncey	Turner	Fox	Cameron	Parker	Tannehill	Miller	Landry
at San Diego Chargers	Sims	Albert	Thomas	Pouncey	Turner	Fox	Cameron	Stoneburner	Tannehill	Miller	Hazel
INDIANAPOLIS COLTS	Sims	Albert	Thomas	Douglas	Turner	Fox	Cameron	Parker	Tannehill	Miller	Landry
NEW ENGLAND PATRIOTS	Stills	Albert	Thomas	Douglas	Turner	Fox	Cameron	Parker	Tannehill	Miller	Landry
DEFENSE											
GAME	LE	DT	DT	RE	LB	LB	LB	CB	CB	SS	FS
at Washington Redskins	Wake	Suh	Mitchell	Vernon	Misi	Sheppard	Jenkins	Grimes	McCain	Aikens	Jones
at Jacksonville Jaguars	Wake	Suh	Mitchell	Vernon	Misi	Sheppard	Jenkins	Grimes	McCain	Aikens	Jones
BUFFALO BILLS	Wake	Suh	Mitchell	Vernon	Misi	Sheppard	Jenkins	Grimes	McCain	Thomas	Jones
NEW YORK JETS	Wake	Suh	Mitchell	Vernon	Misi	Sheppard	Jenkins	Grimes	McCain	Aikens	Jones
at Tennessee Titans	Wake	Suh	Mitchell	Vernon	Misi	Sheppard	Jenkins	Grimes	McCain	Thomas	Jones
HOUSTON TEXANS	Wake	Suh	Mitchell	Vernon	Misi	Sheppard	Jenkins	Grimes	Taylor	Thomas	Jones
at New England Patriots	Wake	Suh	Mitchell	Vernon	Misi	Sheppard	Jenkins	Grimes	Taylor	Thomas	Jones
at Buffalo Bills	Shelby	Suh	Mitchell	Vernon	Misi	Sheppard	Jenkins	Grimes	Taylor	Thomas	Jones
at Philadelphia Eagles	Shelby	Suh	Mitchell	Vernon	Misi	Sheppard	Jenkins	McCain	Taylor	Aikens	Jones
DALLAS COWBOYS	Shelby	Suh	Mitchell	Vernon	Vigil	Sheppard	Hewitt	Grimes	Taylor	Thomas	Jones
at New York Jets	Shelby	Suh	Mitchell	Vernon	Misi	Jenkins	Taylor	Grimes	McCain	Thomas	Jones
BALTIMORE RAVENS	Shelby	Suh	Phillips	Vernon	Misi	Sheppard	Jenkins	Grimes	McCain	Thomas	Jones
NEW YORK GIANTS	Shelby	Suh	Mitchell	Vernon	Misi	McCain	Jenkins	Grimes	McCain	Thomas	Jones
at San Diego Chargers	Shelby	Suh	Phillips	Vernon	Misi	Sheppard	McCain	Grimes	McCain	Thomas	Jones
INDIANAPOLIS COLTS	Shelby	Suh	Phillips	Vernon	Vigil	Sheppard	Jenkins	Grimes	McCain	Thomas	Jones
NEW ENGLAND PATRIOTS	Shelby	Suh	Phillips	Vernon	Gary	Sheppard	Hewitt	Grimes	McCain	Thomas	Jones

2015 MIAMI DOLPHINS HONORS

AFC DEFENSIVE PLAYER OF THE WEEK

Cameron Wake – Week 6 at Tennessee

AFC SPECIAL TEAMS PLAYER OF THE WEEK

Jarvis Landry – Week 1 at Washington

FEDEX AIR & GROUND PLAYER OF THE WEEK

Ryan Tannehill – Week 7 vs. Houston

Ryan Tannehill – Week 17 vs. New England

FEDEX AIR & GROUND PLAYER OF THE WEEK

Lamar Miller – Week 7 vs. Houston



2015 MIAMI DOLPHINS TEAM SINGLE-GAME HIGHS

MIAMI DOLPHINS					
HIGH	OPPONENT		LOW	OPPONENT	
		<u>FIRST DOWNS</u>			
29	At Buffalo (11/8)	Total	8	vs. Baltimore (12/6)	
11	At Tennessee (10/18)	Rushing	0	at Jacksonville (9/20)	
			0	at New York Jets (11/29)	
19	at New York Jets (11/29)	Passing	3	vs. Baltimore (12/6)	
7	At Buffalo (11/8)	Penalty	0	vs. Baltimore (12/6)	
			0	vs. NY Giants (12/14)	
		<u>TOTAL NET YARDS</u>			
		<u>RUSHING</u>			
35	Vs. Houston (10/25)	Attempts	9	at New York Jets (11/29)	
248	Vs. Houston (10/25)	Yards	12	at New York Jets (11/29)	
7.1	Vs. Houston (10/25)	Average	1.2	at Jacksonville (9/20)	
2	At Tennessee (10/18)	Touchdowns	0	at Washington (9/13)	
2	At Buffalo (11/8)		0	at Jacksonville (9/20)	
2	vs. NY Giants (12/14)		0	Vs. Buffalo (9/27)	
2	at San Diego (12/20)		0	Vs. New York Jets (10/4)	
			0	vs. Dallas (11/22)	
			0	at New York Jets (11/29)	
			0	vs. Baltimore (12/6)	
		<u>PASSING</u>			
58	at New York Jets (11/29)	Attempts	19	Vs. Houston (10/25)	
			19	vs. Baltimore (12/6)	
33	at New York Jets (11/29)	Completions	9	vs. Baltimore (12/6)	
3	Vs. Buffalo (9/27)	Interceptions	0	at Washington (9/13)	
			0	at Jacksonville (9/20)	
			0	Vs. New York Jets (10/4)	
			0	Vs. Houston (10/25)	
			0	at Buffalo (11/8)	
			0	vs. Baltimore (12/6)	
			0	vs. NY Giants (12/14)	
530	Vs. Houston (10/25)	Net Yards	82	vs. Baltimore (12/6)	
5	Vs. Houston (10/25)	Touchdowns	1	vs. Baltimore (12/6)	
			1	vs. NY Giants (12/14)	
158.3	Vs. Houston (10/25)	Passer Rating	53.0	Vs. New York Jets (10/4)	
94.7%	Vs. Houston (10/25)	Completion %	43.18%	Vs. New York Jets (10/4)	
7	Vs. Indianapolis (12/27)	Times Sacked	1	vs. Baltimore (12/6)	
			1	vs. NY Giants (12/14)	
50	Vs. Indianapolis (12/27)	Yards Lost	1	vs. NY Giants (12/14)	
		<u>PUNT</u>			
9	vs. Baltimore (12/6)	Total	3	At Tennessee (10/18)	
			3	At Buffalo (11/8)	
			3	Vs. Indianapolis (12/27)	
412	vs. Baltimore (12/6)	Yards	94	At Buffalo (11/8)	
70	at New England (10/29)	Long	40	At Buffalo (11/8)	
58.2	at Washington (9/13)	Gross Average	31.3	At Buffalo (11/8)	
47.3	at Washington (9/13)	Net Average	31.3	At Buffalo (11/8)	
5	vs. Baltimore (12/6)	Returns	1	Vs. Indianapolis (12/27)	
38	at New England (10/29)	Return Yards	7	Vs. Buffalo (9/27)	
22.5	Vs. New York Jets (10/4)	Return Average	3.0	at Philadelphia (11/15)	
		<u>PENALTIES</u>			
13	at Jacksonville (9/20)	Total	5	vs. Baltimore (12/6)	
123	vs. NY Giants (12/14)	Yards Penalized	31	vs. Baltimore (12/6)	
		<u>FUMBLES</u>			
4	at New York Jets (11/29)	Total	0	At Tennessee (10/18)	
1	at Washington (9/13)	Lost	0	at Jacksonville (9/20)	
1	At Buffalo (11/8)				
1	vs. NY Giants (12/14)				
32:49	Vs. Indianapolis (12/27)	<u>I.Q.P.</u>	21:07	at San Diego (12/20)	



2015 MIAMI DOLPHINS OPPONENT TEAM SINGLE-GAME HIGHS					
OPPONENTS vs. DOLPHINS					
HIGH	OPPONENT		LOW	OPPONENT	
		<u>FIRST DOWNS</u>			
29	at Philadelphia (11/15)	Total	12	Vs. New England (1/3)	
13	Vs. New York Jets (10/4)	Rushing	4	at Jacksonville (9/20)	
13	at New York Jets (11/29)		4	at Tennessee (10/18)	
			4	vs. Baltimore (12/6)	
18	Vs. Houston (10/25)	Passing	4	Vs. New England (1/3)	
18	vs. Baltimore (12/6)		3	Vs. New England (1/3)	
5	Vs. New England (1/3)	Penalty	0	Vs. Houston (10/25)	
			0	vs. Baltimore (12/6)	
		<u>TOTAL NET YARDS</u>			
		<u>RUSHING</u>			
43	Vs. New York Jets (10/4)	Attempts	18	at Tennessee (10/18)	
266	At Buffalo (11/8)	Yards	63	at Tennessee (10/18)	
7.4	At Buffalo (11/8)	Average	2.3	at Philadelphia (11/15)	
3	At Buffalo (11/8)	Touchdowns	0	at Washington (9/13)	
			0	at Jacksonville (9/20)	
			0	at Tennessee (10/18)	
			0	at New England (10/29)	
			0	vs. NY Giants (12/14)	
		<u>PASSING</u>			
49	Vs. Houston (10/25)	Attempts	12	At Buffalo (11/8)	
33	at Philadelphia (11/15)	Completions	11	At Buffalo (11/8)	
2	at Washington (9/13)	Interceptions	0	at Jacksonville (9/20)	
2	at Tennessee (10/18)		0	at New England (10/29)	
2	vs. Dallas (11/22)		0	At Buffalo (11/8)	
2	vs. Baltimore (12/6)		0	vs. NY Giants (12/14)	
2	at San Diego (12/20)		0	Vs. New England (1/3)	
353	at Philadelphia (11/15)	Net Yards	181	At Buffalo (11/8)	
4	vs. NY Giants (12/14)	Touchdowns	0	Vs. Indianapolis (12/27)	
151.5	vs. NY Giants (12/14)	Passer Rating	68.8	at Washington (9/13)	
			68.8	Vs. New England (1/3)	
91.67%	At Buffalo (11/8)	Completion %	43.93%	Vs. Houston (10/25)	
4	at Tennessee (10/18)	Times Sacked	0	at Jacksonville (9/20)	
4	Vs. Houston (10/25)		0	Vs. Buffalo (9/27)	
4	at Philadelphia (11/15)		0	Vs. New York Jets (10/4)	
			0	vs. NY Giants (12/14)	
46	at Tennessee (10/18)	Yards Lost	0	at Jacksonville (9/20)	
			0	vs. NY Giants (12/14)	
		<u>PUNT</u>			
8	Vs. Houston (10/25)	Total	3	at Washington (9/13)	
			3	at Tennessee (10/18)	
			3	At Buffalo (11/8)	
			3	vs. Dallas (11/22)	
			3	at San Diego (12/20)	
317	at Jacksonville (9/20)	Yards	110	at San Diego (12/20)	
67	vs. Baltimore (12/6)	Long	45	at San Diego (12/20)	
53.4	vs. Baltimore (12/6)	Gross Average	41.0	at Washington (9/13)	
46.4	vs. Baltimore (12/6)	Net Average	7.3.0	at San Diego (12/20)	
5	vs. Baltimore (12/6)	Returns	0	At Buffalo (11/8)	
74	at Washington (9/13)	Return Yards	0	At Buffalo (11/8)	
37.0	at Washington (9/13)	Return Average	0	At Buffalo (11/8)	
		<u>PENALTIES</u>			
14	Vs. New York Jets (10/4)	Total	3	Vs. Houston (10/25)	
			3	vs. NY Giants (12/14)	
163	Vs. New York Jets (10/4)	Yards Penalized	25	Vs. Houston (10/25)	
			25	vs. NY Giants (12/14)	
		<u>FUMBLES</u>			
3	Vs. Houston (10/25)	Total	0	at Jacksonville (9/20)	
3	at Philadelphia (11/15)		0	at Washington (9/13)	
1	vs. NY Giants (12/14)	Lost	0	at Jacksonville (9/20)	
			0	at New England (10/29)	
			0	At Buffalo (11/8)	
38:53	at San Diego (12/20)	<u>I.O.P</u>	27:11	Vs. Indianapolis (12/27)	



2015 MIAMI DOLPHINS AND OPPONENT INDIVIDUAL SINGLE-GAME HIGHS

DOLPHINS INDIVIDUAL HIGHS				DOLPHINS INDIVIDUAL HIGHS			
		PLAYER	OPPONENT			PLAYER	OPPONENT
OFFENSE				DEFENSE			
<u>RUSHING</u>				<u>TACKLES</u>			
Attempts	20	Lamar Miller	Vs. Baltimore (12/6)	Total	14	Kelvin Sheppard	vs. Dallas (11/22)
Yards	175	Lamar Miller	Vs. Houston (10/25)	Solo	11	Kelvin Sheppard	at San Diego (12/20)
Touchdowns	2	Lamar Miller	at. Buffalo (11/8)	<u>INTERCEPTIONS</u>			
Yards by Quarterback	28	Ryan Tannehill	vs. Indianapolis (12/27)	Total	1	Zack Bowman	Vs. New York Jets (10/4)
Longest Run from Scrimmage	85	Lamar Miller	Vs. Houston (10/25)	Longest Return	42	Reshad Jones	at San Diego (12/20)
Longest Run from Scrimmage for TD	85	Lamar Miller	Vs. Houston (10/25)	Longest Return for Touchdown	30	Reshad Jones	at Tennessee (10/18)
<u>PASSING</u>				<u>FUMBLES</u>			
Attempts	58	Ryan Tannehill	at New York Jets (11/29)	Total Forced	2	Cameron Wake	at Tennessee (10/18) / Vs. Houston (10/25)
Completions	33	Ryan Tannehill	at New York Jets (11/29)	Total Recovered	1	LaMike James	at Washington (9/13)
Yards	359	Ryan Tannehill	at Jacksonville (9/20)		1	Jason Fox	at Jacksonville (9/20)
Touchdowns	4	Ryan Tannehill	Vs. Houston (10/25)		1	Ja'Waun James	Vs. Buffalo (9/27)
Completion Percentage	94.73%	Ryan Tannehill	Vs. Houston (10/25)		1	Lamar Miller	Vs. New York Jets (10/4)
Interceptions	3	Ryan Tannehill	Vs. Buffalo (9/27)		1	Jelani Jenkins	at Tennessee (10/18)
Longest Completion	54	Ryan Tannehill	Vs. Houston (10/25)		1	Jamar Taylor	at Tennessee (10/18)
Longest Completion for TD	54	Ryan Tannehill	Vs. Houston (10/25)		1	Reshad Jones	vs. NY Giants (12/14)
Passer Rating	158.3	Ryan Tannehill	Vs. Houston (10/25)	Longest Return for Touchdown	-	-	-
<u>RECEIVING</u>				<u>SACKS</u>			
Receptions	13	Jarvis Landry	at New York Jets (11/29)	Total	4	Cameron Wake	at Tennessee (10/18)
Yards	165	Jarvis Landry	at New York Jets (11/29)	Yards Lost	25	Cameron Wake	at Tennessee (10/18)
Touchdowns	2	Rishard Matthews	Vs. Buffalo (9/27)	<u>SPECIAL TEAMS</u>			
Longest Reception by Running Back	54	Lamar Miller	Vs. Houston (10/25)	Field Goals Made	2	Andrew Franks	at Jacksonville (9/20) / vs. Indianapolis (12/27) / at Philadelphia (11/15) / Vs. New England (1/3)
Yards by Running Back	97	Lamar Miller	at Buffalo (11/8)	Field Goal Attempts	3	Andrew Franks	at Jacksonville (9/20) / Vs. New England (1/3)
Longest Reception	54	Lamar Miller	Vs. Houston (10/25)	Longest Field Goal	48	Andrew Franks	at Jacksonville (9/20)
<u>TOTAL YARDS FROM SCRIMMAGE</u>	236	Lamar Miller	Vs. Houston (10/25)	Longest Field Goal Attempt	48	Andrew Franks	Vs. New York Jets (10/4)
				Punts	9	Matt Darr	Vs. Baltimore (12/6)
				Longest Punt (yards)	70	Matt Darr	at New England (10/29)
				Highest Gross Average	58.2	Matt Darr	at New England (10/29)
				Highest Net Average	47.3	Matt Darr	Vs. Buffalo (9/27)
				Most Punt Returns	4	Jarvis Landry	at New England (10/29)



2015 OPPONENT INDIVIDUAL SINGLE-GAME HIGHS

DOLPHINS INDIVIDUAL HIGHS		PLAYER		OPPONENT	
		OFFENSE			
<u>RUSHING</u>					
Attempts	29	Chris Ivory	Vs. New York Jets (10/4)		
	29	DeMarco Murray	Vs. Dallas (11/22)		
Yards	166	Chris Ivory	Vs. New York Jets (10/4)		
Touchdowns	2	Karlos Williams	at Buffalo (11/8)		
Yards by Quarterback	44	Tyrod Taylor	at Buffalo (11/8)		
Longest Run from Scrimmage	48	LeSean McCoy	at Buffalo (11/8)		
Longest Run from Scrimmage for TD	48	LeSean McCoy	at Buffalo (11/8)		
<u>PASSING</u>					
Attempts	49	Brian Hoyer	Vs. Houston (10/25)		
Completions	32	Matt Schaub	Vs. Baltimore (12/6)		
Yards	356	Tom Brady	at New England (10/29)		
Touchdowns	4	Tom Brady	at New England (10/29)		
	4	Ryan Fitzpatrick	at New York Jets (11/29)		
	4	Eli Manning	vs. NY Giants (12/14)		
Completion Percentage	91.6%	Tyrod Taylor	at Buffalo (11/8)		
Interceptions	2	Kirk Cousins	at Washington (9/13)		
	2	Tony Romo	Vs. Dallas (11/22)		
	2	Matt Schaub	Vs. Baltimore (12/6)		
	2	Philip Rivers	at San Diego (12/20)		
Longest Completion	63	Tyrod Taylor	at Buffalo (11/8)		
Longest Completion for TD	47	Tom Brady	at New England (10/29)		
Passer Rating	146.5	Tyrod Taylor	at Buffalo (11/8)		
<u>RECEIVING</u>					
Receptions	12	Buck Allen	Vs. Baltimore (12/6)		
Yards	168	Sammy Watkins	at Buffalo (11/8)		
Touchdowns	3	Danny Woodhead	at San Diego (12/20)		
Longest Reception by Running Back	41	Buck Allen	Vs. Baltimore (12/6)		
Yards by Running Back	107	Buck Allen	Vs. Baltimore (12/6)		
Longest Reception	52	Allen Robinson	at Jacksonville (9/20)		
<u>TOTAL YARDS FROM SCRIMMAGE</u>	170	Buck Allen	Vs. Baltimore (12/6)		

OPPONENT INDIVIDUAL HIGHS		PLAYER		OPPONENT	
		DEFENSE			
<u>TACKLES</u>					
Total	12	Corey Graham	Vs. Buffalo (9/27)		
	12	Zach Brown	at Tennessee (10/18)		
Solo	10	Corey Graham	Vs. Buffalo (9/27)		
<u>INTERCEPTIONS</u>					
Total	2	Preston Brown	Vs. Buffalo (9/27)		
Longest Return	41	Preston Brown	Vs. Buffalo (9/27)		
Longest Return for Touchdown	41	Preston Brown	Vs. Buffalo (9/27)		
<u>FUMBLES</u>					
Total Forced	1	Jared Odrick	at Jacksonville (9/20)		
	1	Jared Crick	Vs. Houston (10/25)		
Total Recovered	1	Johnathan Joseph	Vs. Houston (10/25)		
Longest Return for Touchdown	-	-	-		
<u>SACKS</u>					
Total	2	Muhammad Wilkerson	Vs. New York Jets (10/4)		
	2	JJ Watt	Vs. Houston (10/25)		
	2	Christian Lewis	at New England (10/29)		
	2	Melvin Ingram	at San Diego (12/20)		
	2	Jonathan Hughs	at Buffalo (11/8)		
Yards Lost	27	Jonathan Hughs	at Buffalo (11/8)		
<u>SPECIAL TEAMS</u>					
Field Goals Made	3	Jason Myers	at Jacksonville (9/20)		
Field Goal Attempts	3	Jason Myers	at Jacksonville (9/20)		
Longest Field Goal	58	Jason Myers	at Jacksonville (9/20)		
Longest Field Goal Attempt	58	Jason Myers	at Jacksonville (9/20)		
Punts	7	Bryan Anger	at Jacksonville (9/20)		
Longest Punt (yards)	67	Sam Kotch	Vs. Baltimore (12/6)		
Highest Gross Average	53.4	Sam Kotch	Vs. Baltimore (12/6)		
Highest Net Average	46.4	Sam Kotch	Vs. Baltimore (12/6)		
Most Punt Returns	6	Jeremy Kerley	at New York Jets (11/29)		



2015 MIAMI DOLPHINS GAME-BY-GAME STATUS																		
NAME	WAS	JAX	BUF	NYJ	TEN	TEX	NE	BUF	PHI	DAL	NYJ	BAL	NYG	SD	IND	NE		
Aikens, Walt	P	P	P	P	P	P	P	P	P	P	P	P	P	P	P	P		
Ajayi, Jay	IR	IR	IR	IR	IR	IR	IR	IR	P	P	P	P	P	P	P	P		
Aultman, Damarr	NR	NR	PS	PS	NR	NR	NR	NR	NR	NR	NR	NR	NR	NR	NR	NR		
Albert, Branden	P	P	IN	IN	P	P	P	P	P	P	P	P	P	P	P	P		
Bowman, Zack	P	P	P	P	P	P	P	P	P	P	NR	NR	NR	NR	NR	NR		
Brenner, Sam	P	PS	P	P	IN	IN	IN	P	IN	NR	NR	NR	NR	NR	NR	NR		
Cameron, Jordan	P	P	P	P	P	P	P	P	P	P	P	P	P	P	P	P		
Coleman, Deandre	PS	NR	NR	NR	NR	NR	NR	NR	NR	PS	NR	PS	P	P	P	P		
Coples, Quinton	NR	NR	NR	NR	NR	NR	NR	NR	NR	PS	P	P	P	P	P	P		
Darr, Matt	P	P	P	P	P	P	P	P	P	P	P	P	P	P	P	P		
Davis, Will	IN	IN	NR	NR	NR	NR	NR	NR	NR	NR	NR	NR	NR	NR	NR	NR		
Delmas, Louis	IR	IR	IR	IR	IR	IR	IR	IR	IR	IR	IR	IR	IR	IR	IR	IR		
Denney, John	P	P	P	P	P	P	P	P	P	P	P	P	P	P	P	P		
Dieke, Emmanuel	NR	PS	PS	PS	NR	NR	NR	NR	NR	NR	NR	NR	NR	NR	NR	NR		
Douglas, Jamil	P	P	P	P	P	P	P	P	P	P	P	P	P	P	P	P		
Dowling, Jonathan	PS	PS	PS	PS	IN	PS	PS	NR	NR	NR	NR	NR	NR	NR	NR	NR		
Fede, Terrence	P	P	P	P	P	P	P	P	P	P	P	P	IN	P	P	P		
Fox, Jason	IN	P	P	P	P	P	P	P	P	P	P	P	P	P	P	P		
Francis, A.J.	IN	IN	P	IN	IN	IN	IN	IN	NR	NR	NR	NR	NR	NR	NR	NR		
Franks, Andrew	P	P	P	P	P	P	P	P	P	P	P	P	P	P	P	P		
Gary, Shamiel	NR	NR	NR	NR	NR	NR	NR	PS	PS	PS	P	P	P	P	P	P		
Gray Jonas	IN	PS	P	P	P	P	P	P	NR	NR	NR	NR	NR	NR	NR	NR		
Grimes, Brent	P	P	P	P	P	P	P	P	IN	P	P	P	P	P	P	P		
Hawkins, Donald	PS	PS	PS	PS	PS	PS	PS	PS	NR	NR	NR	NR	NR	NR	NR	NR		
Hazel, Matt	IN	IN	IN	IN	IN	IN	IN	IN	IN	IN	IN	P	P	P	P	P		
Herron, Robert	NR	NR	NR	NR	PS	PS	PS	PS	PS	PS	PS	PS	PS	PS	PS	PS		
Hewitt, Neville	P	P	P	P	P	P	P	P	P	P	P	P	P	P	P	P		
Hull, Mike	PS	PS	PS	PS	PS	PS	PS	PS	P	P	NR	PS	PS	PS	PS	P		
James, Ja'Wuan	P	P	P	P	P	P	P	IN	IN	IN	IN	IN	IN	IN	IN	IN		
James, LaMike	P	NR	NR	NR	NR	NR	NR	NR	NR	NR	NR	NR	NR	NR	NR	NR		
Jenkins, Jelani	P	P	P	P	P	P	P	P	P	IN	P	P	P	IN	P	IR		
Jennings, Greg	P	P	P	P	P	P	P	P	P	P	P	P	P	P	P	P		
John, Ulrick	NR	NR	NR	NR	NR	NR	NR	IN	IN	IN	IN	IN	IN	P	DNP	P		
Jones, Reshad	P	P	P	P	P	P	P	P	P	P	P	P	P	P	P	P		
Jordan, Dion	SUS	SUS	SUS	SUS	SUS	SUS	SUS	SUS	SUS	SUS	SUS	SUS	SUS	SUS	SUS	SUS		
Kovacs, Jordan	P	P	P	P	P	P	P	IN	P	P	P	P	NR	NR	NR	NR		
Landry, Jarvis	P	P	P	P	P	P	P	P	P	P	P	P	P	P	P	P		
Linkenbach, Jeff	P	IN	P	P	IN	IN	IN	P	P	P	P	P	P	NR	NR	NR		
Lippett, Tony	IN	IN	IN	IN	IN	P	P	IN	P	IN	P	P	P	P	P	P		
Manning, Terrell	NR	NR	PS	NR	NR	NR	NR	PS	PS	PS	PS	PS	PS	PS	PS	PS		
Martin, Chris	NR	NR	NR	NR	NR	NR	NR	NR	NR	PS	NR	NR	NR	NR	NR	NR		
Matthews, Rishard	P	P	P	P	P	P	P	P	P	P	P	IN	IN	IN	IN	IR		
McCain, Bobby	P	P	P	P	P	P	P	P	P	P	P	P	P	P	P	P		
McCain, Brice	P	P	P	P	P	IN	IN	P	P	P	P	P	P	P	P	P		
McCain, Chris	IN	P	P	P	IN	IN	IN	P	P	P	P	IN	P	P	IR	IR		
Miller, Lamar	P	P	P	P	P	P	P	P	P	P	P	P	P	P	P	P		
Misi, Koa	P	P	P	P	P	P	P	P	P	P	P	P	P	P	IR	IR		
Mitchell, Earl	P	P	P	P	P	P	P	P	P	P	P	IN	P	IN	IN	IN		
Moore, Damontre	NR	NR	NR	NR	NR	NR	NR	NR	NR	NR	NR	NR	NR	P	P	P		
Moore, Matt	DNP	DNP	DNP	DNP	DNP	P	P	DNP	DNP	DNP	DNP	DNP	DNP	DNP	DNP	DNP		
Mosley, C.J.	P	P	P	P	P	P	P	P	P	P	P	IR	IR	NR	NR	NR		
Painter, Viston	NR	NR	NR	NR	PS	PS	PS	PS	PS	PS	PS	PS	PS	PS	PS	PS		
Parker, DeVante	P	P	P	P	P	P	P	IN	DNP	P	P	P	P	P	P	P		
Patmon, Tyler	NR	NR	NR	NR	NR	NR	NR	NR	NR	NR	NR	NR	NR	PS	P	P		
Paysinger, Spencer	P	P	P	P	P	P	P	P	IN	IN	P	P	P	P	P	P		
Phillips, Jordan	P	P	IN	P	P	P	P	P	P	P	P	P	P	P	P	P		
Pouncey, Mike	P	P	P	P	P	P	P	P	P	P	P	P	P	P	IN	IN		
Semisch, Tim	PS	PS	PS	PS	PS	PS	PS	PS	PS	NR	NR	NR	NR	NR	NR	NR		
Shelby, Derrick	P	P	P	P	P	P	P	P	P	P	P	P	P	P	P	P		
Sheppard, Kelvin	P	P	P	P	P	P	P	P	P	P	P	P	P	P	P	P		
Sims, Dion	P	IN	IN	IN	P	P	P	P	P	P	P	P	P	P	P	P		
Stills, Kenny	P	P	P	P	P	P	P	P	P	P	P	P	P	P	P	P		
Stoneburner, Jake	PS	P	P	P	P	IN	IN	P	P	IN	IN	P	P	P	P	P		
Suh, Ndamukong	P	P	P	P	P	P	P	P	P	P	P	P	P	P	P	P		
Tannehill, Ryan	P	P	P	P	P	P	P	P	P	P	P	P	P	P	P	P		
Taylor, Jamar	P	P	P	P	P	P	P	P	P	P	P	IN	P	DNP	IN	IN		
Thomas, Dallas	P	P	P	P	P	P	P	P	P	P	P	P	P	P	P	P		
Thomas, Logan	NR	PS	PS	PS	PS	PS	PS	PS	PS	PS	PS	PS	PS	IN	IN	IN		
Thomas, Michael	P	P	P	P	P	P	P	P	P	P	P	P	P	P	P	P		
Thomas II, Robert	NR	NR	NR	NR	NR	NR	NR	NR	NR	NR	NR	P	IR	IR	IR	IR		
Thompson, Cedric	PS	PS	PS	PS	PS	PS	PS	PS	PS	PS	PS	PS	PS	PS	PS	PS		
Turner, Billy	P	IN	IN	IN	P	P	P	P	P	P	P	P	P	P	P	P		
Vernon, Olivier	P	P	P	P	P	P	P	P	P	P	P	P	P	P	P	P		
Vigil, Zach	P	P	P	P	P	P	P	P	P	P	P	P	P	P	P	P		
Wake, Cameron	P	P	P	P	P	P	P	P	IR	IR	IR	IR	IR	IR	IR	IR		
Williams, Brandon	NR	NR	NR	NR	PS	P	P	P	IN	P	IN	IR	IR	IR	IR	IR		
Williams, Damien	P	P	P	P	P	P	P	P	P	P	P	P	P	P	P	P		
Williams, Jordan	NR	NR	NR	NR	PS	PS	PS	PS	PS	PS	PS	P	P	P	NR	PS		
LEGEND																		
	IN = INACTIVE				DNP = DID NOT PLAY				NR = NOT ON ROSTER									
	PS = PRACTICE SQUAD				IR = INJURED RESERVE				SUS = SUSPENDED									
	P = PLAYED																	



THE LAST TIME THE MIAMI DOLPHINS

TEAM

Won in Overtime

By Dolphins:	10/31/13	Dolphins win vs. Cincinnati, 22-20 (Sack of Andy Dalton for a Safety by Cameron Wake with 8:22 into overtime)
By Opponent:	9/30/12	Cardinals win at Arizona, 24-21 (Jay Feely 46-yard field goal 6:31 into overtime)

Won by Scoring in the last two Minutes of Regulation

By Dolphins:	12/1/14	Dolphins win at N.Y. Jets, 16-13 (last score at 1:57)
By Opponent:	9/20/15	Jaguars win at Jacksonville, 23-20 (last score at 0:40)

Tied game by Scoring in the last two Minutes of Regulation

By Dolphins:	12/21/14	Dolphins win vs. Minnesota, 37-35 (tied game at 1:11)
By Opponent:	9/30/12	Cardinals tied at Arizona, 21-21 (tied game at 0:22)

Shutout

By Dolphins:	11/2/14	Dolphins win vs. San Diego, 37-0
By Opponent:	12/22/13	Bills win at Buffalo, 19-0

Won by 20-or-More Points

By Dolphins:	10/18/15	Dolphins win at Tennessee, 38-10
By Opponent:	10/29/15	Patriots win at New England, 36-7

Won After trailing by 20-or-More Points

By Dolphins:	12/4/05	Dolphins win vs. Buffalo, 24-23 (Bills ahead 21-0 in 1 st Q)
By Opponent:	10/25/09	Saints win vs. New Orleans, 46-34 (Dolphins ahead 24-3 in 2 nd Q)

Held a 28-or-More Point lead

By Dolphins:	10/18/15	Dolphins win vs. Houston, 38-10
By Opponent:	10/29/15	Patriots win at New England, 36-7 (29)

Held a 21-or-More Point lead

By Dolphins:	10/26/14	Dolphins win vs. Houston, 44-26 (Dolphins led by 28 with 11:27 remaining in 4 th quarter)
By Opponent:	10/29/15	Patriots win at New England, 36-7 (29) (Patriots led 29-7, 4 th Q)

Scored 20-or-More Points in a Quarter

By Dolphins:	10/25/15	Dolphins win vs. Houston, 44-26 (21 points, 1 st Q / 20 points, 2 nd Q)
By Opponent:	12/14/14	Patriots win at New England, 41-13 (24 points, 3 rd Q)

Scored 20-or-More Points in a Half

By Dolphins:	10/25/15	Dolphins win vs. Houston, 44-26, (41 points, 1 st half)
By Opponent:	11/29/15	Dolphins loss at. San Diego, 30-14 (23 points, 1 st half)



Held Opponent without a Touchdown

By Dolphins:	11/13/14	Dolphins win vs. Buffalo, 22-9
By Opponent:	12/22/13	Bills win at Buffalo, 19-0

Touchdowns Scored by Offense and Defense

By Dolphins:	10/25/15	Dolphins win vs. Houston, 44-26 (5 offense, 1 defense)
By Opponent:	9/27/15	Bills win vs. Miami, 41-14 (2 offense, 1 defense)

Touchdowns Scored by Offense, Defense and Special Teams

By Dolphins:	11/1/09	Dolphins win at New York Jets, 30-25 (1 offense, 1 defense, 2 special teams)
By Opponent:	10/4/10	Patriots win at New England, 41-14 (2 offense, 1 defense, 2 special teams)

Safety Scored

By Dolphins:	12/21/14	Terrence Fede blocked a Jeff Locke Punt out of the end zone vs. Minnesota
By Opponent:	12/26/15	Ryan Tannehill was sacked in end zone vs Indianapolis

Successful Two Point Conversion

By Dolphins:	12/6/15	Jay Ajayi run vs. Baltimore
By Opponent:	12/21/14	Matt Asiata run vs. Minnesota

Failed Two Point Conversion Attempt

By Dolphins:	12/26/15	Ryan Tannehill interception vs. Indianapolis
By Opponent:	10/25/15	Brian Hoyer incomplete pass to Jonathan Grimes vs. Houston

OFFENSE

600-or-More total Net Yards of Offense

By Dolphins:	N/A	
By Opponent:	9/12/11	Patriots win vs. New England, 38-24 (622; 106 rushing, 516 passing)

500-or-More total Net Yards of Offense

By Dolphins:	10/25/15	Dolphins win vs. Houston, 44-26 (503; 248 rushing, 255 passing)
By Opponent:	11/4/12	Colts win vs. Indianapolis, 23-20 (516; 97 rushing, 419 passing)

400-or-More total Net Yards of Offense

By Dolphins:	1/3/16	Dolphins win vs. New England, 20-10 (446; 96 rushing, 350 passing)
By Opponent:	12/14/15	Chargers win vs. Miami, 30-14 (442; 140 rushing, 311 passing)

300-or-More Net Yards Rushing by team

By Dolphins:	10/25/15	Dolphins win vs. Houston, 44-26
By Opponent:	12/18/88	Steelers win at Pittsburgh, 40-24 (305)

200-or-More Net Yards Rushing by team

By Dolphins:	10/25/15	Dolphins win vs. Houston, 44-26 (248)
By Opponent:	11/8/15	Bills win at Buffalo, 33-17, (266)

**Individual 200-Yard Rushing game**

By Dolphins:	12/18/11	Reggie Bush (25-203-1 TD) at Buffalo
By Opponent:	12/7/86	Rueben Mayes (28-203-2 TDs) vs. New Orleans

Individual 150-Yard Rushing game

By Dolphins:	10/25/15	Lamar Miller (14-175-1 TD) vs. Houston
By Opponent:	10/4/15	Chris Ivory (29-166- 1 TD) vs. New York Jets

Individual 100-Yard Rushing game

By Dolphins:	12/6/15	Lamar Miller (20-113-0 TD) vs. Baltimore
By Opponent:	11/8/15	LeSean McCoy (16-112- 1 TD) at Buffalo / Karlos Williams (9-110-2TD) at Buffalo

Two 100-Yard Rushers in the Same game

By Dolphins:	10/5/75	Mercury Morris (125 yards) and Don Nottingham (102 yards) at Green Bay
By Opponent:	11/8/15	LeSean McCoy (112 yards) and Karlos Williams (110 yards) of Buffalo

Consecutive 100-Yard Rushing games

By Dolphins:	10/18/15-10/25/15	Lamar Miller (19-113-1 TD) vs. Tennessee; Lamar Miller (14-175-1 TD) vs. Houston;
By Opponent:	11/23/14 – 12/1/14	C.J. Anderson (27-167- 1 TD) at Denver, Chris Johnson (17-105 - 0TD) at N.Y. Jets

Combined 200-Yard Rushing by two Players

By Dolphins:	9/16/12	237 by Reggie Bush (26-172-2 TDs)/Lamar Miller (10-65-1 TD) vs. Oakland
By Opponent:	11/8/15	LeSean McCoy (112 yards) and Karlos Williams (110 yards) of Buffalo

Individual with 30-or-More Carries

By Dolphins:	11/27/03	31 by Ricky Williams (31-104) at Dallas
By Opponent:	9/21/14	32 by Kniles Davis (32-132) vs. Kansas City

Individual with 25-or-More Carries

By Dolphins:	9/16/12	26 by Reggie Bush (26-172-2 TDs) vs. Oakland
By Opponent:	9/20/15	29 by DeMarco Murray (29-129- 0 TD) vs. Dallas

Rushing Play of 80-or-More Yards

By Dolphins:	10/25/15	85 by Lamar Miller vs. Houston
By Opponent:	None	

Rushing Play of 60-or-More Yards

By Dolphins:	10/25/15	85 by Lamar Miller vs. Houston
By Opponent:	10/22/06	70 by Ahman Green vs. Green Bay

Rushing Play of 40-or-More Yards

By Dolphins:	10/25/15	85 by Lamar Miller vs. Houston
By Opponent:	12/20/15	53 by Donald Brown at San Diego

Individual with two-or-More Rushing Touchdowns

By Dolphins:	12/14/15	Lamar Miller (2) vs. NYG
By Opponent:	12/27/15	Frank Gore (2) vs. Indianapolis

400 Net Yards Passing by team

By Dolphins:	10/1/95	Dolphins win at Cincinnati, 26-23 (442)
By Opponent:	11/4/12	Colts win at Indianapolis, 23-20 (419)



300 Net Yards Passing by team

By Dolphins:	1/3/16	Dolphins win v. New England, 20-10 (342)
By Opponent:	12/14/15	Dolphins loss at San Diego Chargers, 30-14 (311)

Individual with 50-or-More Pass Attempts

By Dolphins:	11/29/15	58 Ryan Tannehill (58-33-351-1 INT-3 TD) at New York Jets
By Opponent:	9/7/14	56 Tom Brady (56-29-0 INT-1 TD) vs. New England

Individual with 40-or-More Pass Attempts

By Dolphins:	12/14/15	41 Ryan Tannehill (41-25-236-0 INT- 1 TD) vs. Giants
By Opponent:	10/25/15	49 Brian Hoyer (49-23-227-1 INT- 3 TD) vs. Houston

Individual with 30-or-More Pass Completions

By Dolphins:	12/21/14	35 Ryan Tannehill (47-35-396-1 INT- 4 TD) vs. Minnesota
By Opponent:	12/14/15	31 Eli Manning (31-27-337-0 INT-4 TD) vs. Giants

Individual with 25-or-More Pass Completions

By Dolphins:	11/29/15	33 Ryan Tannehill (58-33-351-1 INT-3 TD) at New York Jets
By Opponent:	12/20/15	26 Philip Rivers (36-26-331-2 INT-3 TD) at San Diego

No Sacks Allowed

By Dolphins:	11/2/14	Dolphins win vs. San Diego, 37-0 (39 attempts – Ryan Tannehill (34); Matt Moore (4); Mike Wallace (1))
By Opponent:	10/4/15	Giants win vs. New York Giants, 31-24 (31 attempts – Eli Manning)

Highest Individual Passer Rating (Min. 20 attempts)

By Dolphins:	10/25/15	158.3 – Ryan Tannehill (19-18-239-4 TDs) win at Houston, 44-26
By Opponent:	12/28/14	158.3 – Geno Smith (25-20-358-3 TDs) vs. New York Jets, 37-24

Individual 300-Yard Passing game

By Dolphins:	11/29/15	351 Ryan Tannehill (58-33-351-1 INT-3 TD) at New York Jets
By Opponent:	12/20/15	331 Philip Rivers (36-26-331-2 INT-3 TD) at San Diego

Consecutive 300-Yard Passing games

By Dolphins:	10/29/15-11/8/15	300 Ryan Tannehill (44-28-300 -2 INT- 0 TD) at New England; 309 Ryan Tannehill (36-27-309 -0 INT- 0 TD) at Buffalo
By Opponent:	12/14/15-12/20/15	Philip Rivers (36-26-331-2 INT-3 TD) at San Diego Eli Manning (31-27-337-0 INT-4 TD) vs. NYG

Individual Four-or-More Touchdown Passes

By Dolphins:	10/25/15	4 Ryan Tannehill (19-18-239-4 TDs) win at Houston, 44-26
By Opponent:	12/14/15	4 Eli Manning (31-27-337-0 INT-4 TD) vs. Giants

Individual with Three-or-More Touchdown Passes

By Dolphins:	11/29/15	3 Ryan Tannehill (58-33-351-1 INT-3 TD) at New York Jets
By Opponent:	12/20/15	3 Philip Rivers (36-26-331-2 INT-3 TD) at San Diego

Individual with 15-or-More Receptions

By Dolphins:	12/4/05	15 Chris Chambers (15-238-1 TD) vs. Buffalo
By Opponent:	12/24/95	15 Isaac Bruce (15-210-1 TD) at St. Louis Rams

Individual with 10-or-More Receptions

By Dolphins:	12/14/15	11 Jarvis Landry (11-99 - 0 TD) vs New York Giants
By Opponent:	12/6/15	12 Buck Allen (12-107-1 TD) vs. Baltimore

**Individual with 200-Yard Receiving game**

By Dolphins:	9/30/12	253 Brian Hartline (12-253-1 TD) at Arizona
By Opponent:	12/28/14	221 Eric Decker (10-221-1 TD) vs. New York Jets

Individual with 150-Yard Receiving game

By Dolphins:	9/30/12	253 Brian Hartline (12-253-1 TD) at Arizona
By Opponent:	12/14/15	166 Odell Beckham Jr. (7-166-2 TD) vs. NYG

Individual with 100-Yard Receiving game

By Dolphins:	1/3/16	106 DeVante Parker (5-106 - 1TD) vs. New England
By Opponent:	12/6/15	120 Buck Allen (12-107-1 TD) vs. Baltimore

Two 100-Yard Receivers in the Same game

By Dolphins:	9/20/15	115 Rishard Matthews (6-110 - 0TD) vs. Buffalo / 110 Jarvis Landry (8-110 -0TD) at Jacksonville
By Opponent:	11/9/14	Calvin Johnson (7-113-1TD) and Golden Tate (11-109-0 TD) at Detroit

Consecutive 100-Yard Receiving games

By Dolphins:	9/20/15-9/27/15	115 Rishard Matthews (6-115 - 0TD) at Jacksonville 110 Rishard Matthews (6-110 - 2TD) vs. Buffalo
By Opponent:	10/25/15-10/129/15	Nate Washington (9-127-2 TD) vs. Houston Rob Gronkowski (6-113-1 TD) vs. New England

100-Yard Receiving in a half

By Dolphins:	11/29/15	Jarvis Landry (8-118 –1 TD in the Second half) vs. New York Jets
By Opponents:	10/4/15	Branden Marshall (107 in the first half) vs. New York Jets

Pass Play of 90-or-More Yards

By Dolphins:	None	
By Opponent:	9/12/11	99t, Tom Brady to Wes Welker vs. New England

Pass Play of 80-or-More Yards

By Dolphins:	9/30/12	80, Ryan Tannehill to Brian Hartline at Arizona
By Opponent:	12/14/15	84, Eli Manning to Odell Beckham Jr. vs. NYG

Pass Play of 60-or-More Yards

By Dolphins:	9/15/13	67, Ryan Tannehill to Charles Clay at Indianapolis
By Opponent:	1/3/16	63, Tom Brady to James White vs. New England

Pass Play of 50-or-More Yards

By Dolphins:	10/25/15	54, Ryan Tannehill to Lamar Miller vs. Houston
By Opponent:	10/4/15	58, Ryan Fitzpatrick to Branden Marshall vs. New York Jets

Pass Play of 40-or-More Yards

By Dolphins:	1/3/16	46, Ryan Tannehill to DeVante Parker vs. New England
By Opponent:	12/6/15	41, Matt Schaub to Buck Allen vs. Baltimore

Individual with Three-or-More Touchdown Receptions

By Dolphins:	12/21/98	Lamar Thomas (6-136-3 TDs) vs. Denver
By Opponent:	12/20/15	Danny Woodhead (6-50-3 TDs) at San Diego

Individual with Two-or-More Touchdown Receptions

By Dolphins:	9/27/15	Rishard Matthews (6-110 - 2 TD) vs. Buffalo
By Opponent:	12/14/15	Odell Beckham Jr. (7-166-2 TD) vs. NYG

**Led team in Both Rushing and Receiving Yards in the Same game**

By Dolphins:	11/1/09	Ricky Williams at New York Jets (27 yards rushing and 41 yards receiving)
By Opponent:	12/6/15	Buck Allen at Baltimore (63 yards rushing and 107 receiving yards)

100-Yard Rusher & Receiver in the Same game

By Dolphins:	None	
By Opponent	11/8/15	LeSean McCoy (112 yards rushing) Karlos Williams (110 yards rushing) Sammy Watkins (168 yards receiving)

100-Yard Rusher, 100-Yard Receiver & 300-Yard Passer in the Same game

By Dolphins:	12/1/91	Dan Marino (307 yards passing), Mark Higgs (131 yards rushing) Tony Martin (106 yards receiving)
By Opponent:	12/21/08	Tyler Thigpen (320 yards passing), Larry Johnson (108 yards rushing) Jamaal Charles (102 receiving yards)

Individual with at least One Rushing and One Receiving Touchdown in the Same game

By Dolphins:	12/23/12	Reggie Bush (1 rushing, 2 receiving) vs. Buffalo
By Opponent:	10/20/14	Danny Woodhead (1 rushing, 3 receiving) at San Diego

Individual with at least One Rushing Touchdown and One Touchdown Pass in the Same game

By Dolphins:	11/23/14	Ryan Tannehill (1 rushing, 3 passing) at Denver
By Opponent:	12/7/14	Joe Flacco (1 rushing, 1 passing) vs. Baltimore

No turnovers

By Dolphins:	9/20/15	Dolphins loss at Jacksonville 23-20
By Opponent:	12/27/15	Colts win vs. Indianapolis 18-12

Touchdown Scored on First Drive

By Dolphins:	10/25/15	Dolphins win vs. Houston, 44-26
By Opponent:	12/14/15	Giants win vs. NYG 31-24

DEFENSE**Held Opponent under 100 Net Yards of total Offense**

By Dolphins:	10/21/73	Dolphins held Buffalo to 76 net yds in a home win
By Opponent:	10/12/80	New England held Dolphins to 88 net yds in a Dolphins road loss

Held Opponent under 150 Net Yards of total Offense

By Dolphins:	9/21/03	Dolphins held Buffalo to 118 net yds in a home win
By Opponent:	12/22/12	Buffalo held Dolphins to 103 net yds in a Dolphins road loss

Held Opponent under 200 Net Yards of total Offense

By Dolphins:	1/3/16	Dolphins held New England to 196 net yds in a Dolphins home win
By Opponent:	11/15/12	Buffalo held Dolphins to 184 net yds in a Dolphins road loss

Held Opponent under 300 Net Yards of total Offense

By Dolphins:	10/18/15	Dolphins held Indianapolis to 268 net yds in a Dolphins home win
By Opponent:	12/6/15	San Diego held Dolphins to 231 net yds in a Dolphins home win



Held Opponent under 30 Yards Rushing

By Dolphins:	9/30/12	Dolphins held Arizona to 28 rushing yds in a road loss
By Opponent:	11/29/15	New York Jets held Dolphins to 12 rushing yds in a road loss

Held Opponent under 50 Yards Rushing

By Dolphins:	11/2/14	Dolphins held San Diego to 50 rushing yds in a Dolphins home win
By Opponent:	12/20/15	San Diego held Dolphins to 44 rushing yds in a Dolphins road loss

Held Opponent under 75 Yards Rushing

By Dolphins:	1/3/16	Dolphins held New England to 70 rushing yds in a home win
By Opponent:	12/22/15	Dallas held Dolphins to 70 rushing yds in a Dolphins home loss

Held Opponent under 100 Yards Rushing

By Dolphins:	12/6/15	Dolphins held Baltimore to 94 rushing yds in a home win
By Opponent:	12/27/15	Indianapolis held Dolphins to 82 rushing yds in a Dolphins home loss

Held Opponent under 100 Net Yards Passing

By Dolphins:	12/1/14	Dolphins held N.Y. Jets to 49 net passing yds in win at N.Y. Jets
By Opponent:	12/22/13	Buffalo held Dolphins to 89 net passing yds in Dolphins road loss

Held Opponent under 150 Net Yards Passing

By Dolphins:	1/3/16	Dolphins held Patriots to 126 net passing yds in a Dolphins home win
By Opponent:	10/27/13	Patriots held Dolphins to 145 net passing yds in Dolphins road loss

Two Interception Returns for a Touchdown

By Dolphins:	10/26/14	Louis Delmas (81yd TD) and Brent Grimes (22yd TD) at Jacksonville
By Opponent:	10/25/09	Darren Sharper (42yd TD) and Tracy Porter (54yd TD) vs. New Orleans

Interception Return for a Touchdown

By Dolphins:	12/6/15	Derek Shelby (22yd TD) vs. Baltimore
By Opponent:	11/22/15	Rolando McClain (12yd TD) vs. Dallas

Individual with Three-or-More Interceptions

By Dolphins:	11/7/99	Sam Madison (3) vs. Tennessee
By Opponent:	10/20/02	Nate Clements (3) at Buffalo

Individual with Two-or-More Interceptions

By Dolphins:	11/2/14	Brent Grimes (2) vs. San Diego
By Opponent:	9/27/15	Preston Brown (2) vs. Buffalo

Seven-or-More Sacks by team

By Dolphins:	9/30/12	Dolphins recorded 8 sacks in a loss at Arizona
By Opponent:	12/27/15	Indianapolis Colts recorded 7 sacks in a home win

Six-or-More Sacks by team

By Dolphins:	10/18/15	Dolphins recorded 6 sacks in a win at Tennessee
By Opponent:	12/28/14	New York Jets recorded 7 sacks in a road win

Five-or-More Sacks by team

By Dolphins:	10/18/15	Dolphins recorded 6 sacks in a win at Tennessee
By Opponent:	10/29/15	New England recorded 5 sacks in a home win

Individual with Four-or-More Sacks

By Dolphins:	10/18/15	Cameron Wake (4.0) at Tennessee
By Opponent:	N/A	



Individual with Three-or-More Sacks

By Dolphins:	10/18/15	Cameron Wake (4.0) at Tennessee
By Opponent:	12/7/14	Elvis Dumervil (3.5) vs. Baltimore

Individual with Two-or-More Sacks

By Dolphins:	10/25/15	Cameron Wake (2.0) vs. Houston / Ndamukong Suh (2.0) vs. Houston
By Opponent:	11/8/15	Jerry Hughs (2.0) at Buffalo

Fumble Recovered for Touchdown

By Dolphins:	9/28/14	Cortland Finnegan (50) at Oakland (London)
By Opponent:	12/20/07	Chinedum Ndukwe (54) at Cincinnati

SPECIAL TEAMS

Kickoff Return for a Touchdown

By Dolphins:	11/15/12	Marcus Thigpen (96TD) at Buffalo
By Opponent:	9/14/14	C.J. Spiller (102TD) at Buffalo

Kickoff Return for a Touchdown on the Opening Kickoff

By Dolphins:	12/5/71	Mercury Morris (94 yds) at New England
By Opponent:	11/28/10	Jacoby Ford (101TD) at Oakland

Kickoff Return for 50 yards or more

By Dolphins:	10/12/14	Jarvis Landry (54) vs. Green Bay
By Opponent:	12/28/14	Chris Owusu (87) vs. New York Jets

Punt Return for a Touchdown

By Dolphins:	9/13/12	Jarvis Landry (69TD) at Washington
By Opponent:	11/15/12	Leodis McKelvin (79TD) at Buffalo

Punt Return for 50 yards or more

By Dolphins:	9/13/12	Jarvis Landry (69TD) at Washington
By Opponent:	11/29/15	Jeremy Kerley (57) at New York Jets

Blocked Punt Recovered for Touchdown

By Dolphins:	10/28/12	Olivier Vernon at New York Jets
By Opponent:	9/29/91	Chris Burkett vs. New York Jets

Blocked Punt

By Dolphins:	11/15/15	Zach Vigil at Philadelphia (Blocked a Donnie Jones punt in the 2nd quarter)
By Opponent:	9/14/14	Boobie Dixon at Buffalo (Block a Brandon Fields punt in the 1 st quarter)

Blocked PAT

By Dolphins:	12/6/92	Dolphins (J. Cross) blocked San Francisco (M. Cofer) extra point
By Opponent:	11/15/09	Tampa Bay (D. Penn) blocked Dolphins (D. Carpenter) extra point

Missed (not blocked) PAT

By Dolphins:	11/29/15	Andrew Franks at New York Jets
By Opponent:	12/27/15	Adam Vinatieri vs. Indianapolis

Blocked Field Goal

By Dolphins:	11/9/14	Earl Mitchell at Detroit (Matt Prater 42-yd attempt)
By Opponent:	12/14/14	Jamie Collins at New England (C. Sturgis 41-yd attempt)



Blocked Field goal returned for a TD

By Dolphins:	12/19/71	Curtis Johnson (47TD) on Tim Webster attempt vs. Green Bay
By Opponent:	12/14/14	Kyle Arrington (62TD) on Caleb Sturgis attempt vs. New England

Individual with Six-or-More Field goals attempted

By Dolphins:	11/28/10	Dan Carpenter (4-6) at Oakland (49, 51SH, 23, 44, 49 WR, 25)
By Opponent:	9/14/14	Dan Carpenter (5-6) at Oakland (27, 27, 31, 32, 31 LU, 38)

Individual with Six-or-More Field goals made

By Dolphins:	10/17/99	Olindo Mare (6-6) at New England (20, 33, 45, 45, 41, 53)
By Opponent:	N/A	

Individual with Five-or-More Field goals attempted

By Dolphins:	11/14/11	Shane Graham (4-5) at Dallas (26, 47WL, 28, 27, 23)
By Opponent:	11/4/12	Adam Vinatieri (3-5) at Indianapolis (48WR, 23, 54B, 47, 43)

Individual with Five-or-More Field goals made

By Dolphins:	10/31/10	Dan Carpenter (5-5) at Cincinnati (38, 42, 24, 54, 31)
By Opponent:	9/14/14	Dan Carpenter (5-6) at Oakland (27, 27, 31, 32, 31 LU, 38)

Individual with Four-or-More Field goals attempted

By Dolphins:	12/1/14	Caleb Sturgis (3-4) at N.Y. Jets (43WL, 43, 44, 26)
By Opponent:	10/29/15	Nick Folk (3-4) vs. N.Y. Jets (45 LU, 26, 23, 39)

Individual with Four-or-More Field goals made

By Dolphins:	9/7/14	Caleb Sturgis (4-4) vs. New England (38, 24, 22, 27)
By Opponent:	12/22/13	Dan Carpenter (4-4) vs Buffalo (45, 21, 22, 26)

Individual with Three-or-More Field goals attempted

By Dolphins:	9/20/15	Andrew Franks (2-3) at Jacksonville (48, 41, 42WL)
By Opponent:	9/27/15	Dan Carpenter (2-3) vs Buffalo (26, 51, WL47)

Individual with Three-or-More Field goals made

By Dolphins:	12/1/14	Caleb Sturgis (3-4) at N.Y. Jets (43WL, 43, 44, 26)
By Opponent:	9/20/15	Jason Myers (3-3) at Jacksonville (27, 58, 28)

Successful Onsides Kick

By Dolphins:	10/28/12	Dolphins win at New York Jets
By Opponent:	12/18/11	Dolphins win at Buffalo

Failed Onsides Kick Attempt

By Dolphins:	12/20/15	Dolphins loss at San Diego
By Opponent:	12/21/14	Dolphins win vs. Minnesota