



MIAMI DOLPHINS

2012 MEDIA GUIDE

2012 SCHEDULE

PRESEASON

| DATE | OPPONENT | TIME | NETWORK |
|---------------|----------------------|---------|---------|
| FRI., AUG. 10 | TAMPA BAY BUCCANEERS | 7:30 PM | WFOR |
| Fri., Aug. 17 | at Carolina Panthers | 8:00 pm | WFOR |
| FRI., AUG. 24 | ATLANTA FALCONS | 7:30 PM | WFOR |
| Wed., Aug. 29 | at Dallas Cowboys | 8:30 pm | WBFS |

REGULAR SEASON

| | | | |
|----------------|-------------------------|----------|------|
| Sun., Sept. 9 | at Houston Texans | 1:00 pm | CBS |
| SUN., SEPT. 16 | OAKLAND RAIDERS | 1:00 PM | CBS |
| SUN., SEPT. 23 | NEW YORK JETS | 1:00 PM | CBS |
| Sun., Sept. 30 | at Arizona Cardinals | 4:05 pm | CBS |
| Sun., Oct. 7 | at Cincinnati Bengals | 1:00 pm | CBS |
| SUN., OCT. 14 | ST. LOUIS RAMS | 1:00 PM | FOX |
| SUN., OCT. 21 | BYE WEEKEND | | |
| Sun., Oct. 28 | at New York Jets | 1:00 pm | CBS |
| Sun., Nov. 4 | at Indianapolis Colts | 1:00 pm | CBS |
| SUN., NOV. 11 | TENNESSEE TITANS | 1:00 PM | CBS |
| Thu., Nov. 15 | at Buffalo Bills | 8:20 pm | NFLN |
| SUN., NOV. 25 | SEATTLE SEAHAWKS | 1:00 PM* | FOX |
| SUN., DEC. 2 | NEW ENGLAND PATRIOTS | 1:00 PM* | CBS |
| Sun., Dec. 9 | at San Francisco 49ers | 4:05 pm* | CBS |
| SUN., DEC. 16 | JACKSONVILLE JAGUARS | 1:00 PM* | CBS |
| SUN., DEC. 23 | BUFFALO BILLS | 1:00 PM* | CBS |
| Sun., Dec. 30 | at New England Patriots | 1:00 pm* | CBS |




All Starting Times are Eastern Time


* Game whose kickoff time can potentially be moved, including 8:15 p.m. on NBC-TV.



2012 MEDIA GUIDE CREDITS

The 2012 Miami Dolphins Media Guide was written and edited by Harvey Greene, Fitz Ollison and Jason Jenkins and published by Scott Stone. Special thanks to Gayle Baden, David Abbruzese, Derek Bryant, David Weinberg, the Pro Football Hall of Fame and the Elias Sports Bureau for their help and assistance. Editors Emeritus include Jeff Blumb, "Fudge" Browne, Charlie Callahan, Beano Cook, Tom Grimes, Neal Gulkis, Mike Hanson, Dick Horning, Bob Kearney, Seth Levit, Arthur Mickelson, Chip Namias, Michael Pehanich, Mike Rathet, Eddie White and Rodney Wood. Photography by Dave Cross, Denis Bancroft and Kelly Gavin, printing by Franklin Communications and digital version developed by Dan Williams and Studio Tiga.





DEDICATION

The 2012 Miami Dolphins Media Guide is dedicated to the memory of former Dolphins team President Eddie Jones, offensive lineman Mike Current, guard Billy Neighbors, linebacker Jesse Powell, linebacker Junior Seau and wide receiver Freddie Solomon, each of whom passed away within the past year.

Jones (June 18, 1938-June 27, 2012) oversaw the daily operations for the Dolphins for 18 seasons from 1988-2005, including ten years as team President. He originally joined the Dolphins in 1988 as Vice President of Administration and Finance before being named as Executive Vice President and General Manager in 1990. He was promoted to President of the organization in 1996, a position he held until his retirement following the 2005 season. Jones served as the team's representative at all National Football League meetings and was a member of the NFL's Employee Benefits Committee and a trustee of the Bert Bell Player Pension Plan. Following the 1991 season, Jones spearheaded the successful effort to construct a new training facility at Nova-Southeastern University. He also was a key player in the international expansion of the Dolphins brand as Miami played games in London (1988), Tokyo (1991), Berlin (1992) and Mexico City (1997) during his tenure with the team. Jones received numerous honors for his contributions to both the Dolphins organization and the South Florida community. In 1999, Jones, in a unanimous selection by the Dolphins players, was recognized with a special courage award from the Ed Block Courage Award Foundation, which recognizes individuals in the NFL who display courage in the face of adversity. Prior to joining the Dolphins, Jones was President and Chief Operating Officer of the New Orleans Saints from 1982-85. He began his NFL career as business manager of the Saints in 1968.

Current (September 17, 1945 - January 16, 2012) spent 13 seasons in the NFL and had two tours with the Dolphins. Current was drafted in the third round of the 1967 AFL/NFL common draft by the Denver Broncos. He was traded to the Dolphins in 1967 where he played for two games before being traded back to the Broncos. Current played with the Broncos from 1967 through 1975. He was picked up by the Tampa Bay Buccaneers in the 1976 veteran allocation draft, and returned to play with the Dolphins from 1977-79.

Neighbors (February 4, 1940 - April 30, 2012) played with the Dolphins from 1966-69. He joined the Dolphins in the team's expansion draft from the Boston Patriots in 1966, where he played with the Patriots from 1962-65. Neighbors played in a total of 56 games in Miami with 42 starts. Born in Tuscaloosa, Alabama, he played college football at the University of Alabama where he was an All-American, and would later be inducted to the College Football Hall of Fame in 2003.

Powell (April 14, 1947 - June 14, 2012) was selected by the Dolphins in the ninth round of the 1969 draft and played five seasons (1969-73) in the NFL. He was a contributor to Miami's Super Bowl winning teams in 1972 and 1973. The former West Texas A&M football star was born in Matador and grew up in Spur. He played defensive line/linebacker for then-West Texas State from 1966 to 1968. Powell was inducted into the WT Hall of Champions in 1988. After his playing career, Powell was a longtime State Farm Insurance agent in Lubbock, Texas.

Seau (January 19, 1969 - May 2, 2012) played 20 seasons in the NFL and was selected to 12 consecutive Pro Bowls, all with the San Diego Chargers, where he played from 1990-2002. He spent the next three seasons (2003-05) in Miami playing alongside Zach Thomas and Jason Taylor on the Dolphins' dominant defenses of that time. Seau played his last four seasons (2006-09) in New England with the Patriots. During those three seasons in Miami, Seau started 28 of the 30 games he played in and racked up 115 tackles (74 solo) and five sacks.


Solomon (January 11, 1953 - February 13, 2012) was a second-round draft choice of the Dolphins in 1975 out of the University of Tampa. He spent three seasons (1975-77) in Miami, where he caught 61 passes for 973 yards and five touchdowns before getting traded to San Francisco prior to the 1978 season. Solomon won two Super Bowls with the 49ers with Hall-of-Famer Joe Montana as his quarterback. Solomon retired from football after the 1985 seasons and moved back to Tampa, where he immersed himself in the community through his community relations outreach programs with the Hillsborough County Sheriff's Office.



Eddie Jones



Mike Current



Billy Neighbors



Jesse Powell



Junior Seau



Freddie Solomon

INDEX

– A –

| | |
|--|---------|
| All-Community Team | 14 |
| Attendance, Distributed, Actual and Paid | 478-480 |
| Attendance, Season Tickets and Preseason | 480 |

– B –

| | |
|------------------------------|---------|
| Biographies | |
| Assistant Coaches | 35-53 |
| Dee, Mike | 21 |
| Directors and Partners | 20 |
| Executives | 22-31 |
| Football Operations | 53-66 |
| Players | |
| Draft Choices | 244-255 |
| Free Agents | 256-272 |
| Veterans | 88-243 |
| Ross, Stephen M. | 19 |
| Philbin, Joe | 32-35 |
| Broadcasters, All-Time | 641-642 |

– C –

| | |
|------------------------------------|------|
| Cheerleaders | 67 |
| Comebacks, Largest | 473 |
| Community, Dolphins in the | 9-12 |
| Community Quote Sheet | 13 |
| Crowds, Dolphins' 10 Largest | 478 |

– D –

| | |
|--------------------------------------|---------|
| Dedication | 4 |
| Directory, Ownership and Staff | 15-18 |
| Dolphins Are Among The Best | 84-85 |
| Dolphins Facts, Index of | 332 |
| Dolphins Name | 611 |
| Dolphins = Winners | 85-87 |
| Dolphins on the Air | 639-640 |
| Draft, All-Time (1966-2012) | 612-619 |
| Draft, All-Time By Position | 620 |
| Draft, First Round By Position | 620 |

– F –

| | |
|---------------------------|---------|
| Flipper | 68 |
| Free Agency, Plan B | 625-626 |
| Free Agents | 626-628 |

– G –

| | |
|--|---------|
| Gallery Of Legends | 584 |
| Game-By-Game Starters, 2011 | 296-297 |
| Game-By-Game Statistics, 2011 | 292-295 |
| Game-By-Game Summaries, 2011 | 300-314 |
| Game-By-Game Summaries, 2011 Preseason | 328-332 |
| Game Status, 2011 | 299 |

– H –

| | |
|---------------------------------|---------|
| Hall of Fame, Dolphins In | 571-586 |
| Historical Highlights | 481-509 |
| Honors | 558-564 |

– L –

| | |
|----------------------------------|---------|
| Last Time (Playoffs) | 556-557 |
| Last Time (Regular Season) | 461-463 |
| Leaders, All-Time | 424-438 |
| Leaders, Year-By-Year | 463-470 |
| League Leaders, Dolphins | 569-570 |
| Logo, Dolphins | 246 |

– M –

| | |
|--|---------|
| Margins, Largest of Victory and Defeat | 474 |
| Media Information | 643-644 |
| Medical Glossary | 645-648 |
| Miami Dolphins Foundation | 7-9 |

- N -

| | |
|--------------------------------|---------|
| NFL Men Of The Year | 123 |
| Numbers, Dolphins By The | 606-611 |

- O -

| | |
|---|---------|
| Opponents, 2012 | 631-638 |
| Opponents, All-Time Vs. | 317-322 |
| Orange Bowl | 78 |
| Outstanding Performances, Dolphins | 442-449 |
| Outstanding Performances, Opponents | 454-461 |
| Overtime, Dolphins In | 472-473 |

- P -

| | |
|--|---------|
| Performance Awards | 564-567 |
| Players of the Week & Month, AFC/NFL | 567-569 |
| Playoff History | 510-543 |
| Playoff Leaders, All-Time | 552-555 |
| Playoff Records, Dolphins Individual | 544-547 |
| Playoff Records, Dolphins Team | 547-549 |
| Playoff Records, Opponents | 550-551 |
| Preseason, All-Time Results | 333-337 |
| Preseason, Miami In | 323-324 |
| Prime Time Dolphins | 476-477 |
| Pro Bowl Selections | 560 |
| Pronunciation Guide | 628 |

- R -

| | |
|--|---------|
| Rankings, 2011 NFL | 291 |
| Record, Home and Away | 474-475 |
| Record, Month-By-Month | 475-476 |
| Records, Dolphins Individual | 399-415 |
| Records, Dolphins Team | 415-423 |
| Records, Dolphins Quarterbacks | 644 |
| Records, Opponents Individual | 449-453 |
| Retired Jerseys | 587 |
| Robbie Alumni Plaza | 272 |
| Roster Moves, 2011-12 | 314-316 |
| Roster, 2012 Rookie and First-Year | 276-277 |
| Roster, 2012 Numerical | 273 |
| Roster, 2011 Positional | 278 |
| Roster, 2012 Veteran | 274-275 |
| Roster, All-Time Players and Coaches | 588-605 |

- S -

| | |
|------------------------------------|---------|
| Schedule, 2012 Dolphins | 1 |
| Schedule, 2012 NFL | 629-630 |
| Season Leaders, Top Twenty | 439-441 |
| Series Records | 317-322 |
| Service, Length of | 606 |
| Shula, Don Statue | 207 |
| Statistical Bests, 2011 | 283-90 |
| Statistics, 2011 Dolphins | 279-283 |
| Statistics, 2011 Preseason | 324-328 |
| Sun Life Stadium | 69-78 |
| Sun Life Stadium In Film | 243 |
| Sun Life Stadium Parking Map | 79 |

- T -

| | |
|---|---------|
| T.D. Biography | 68 |
| Three Fundamental Commitments To Our Fans | 18 |
| Ticket Information | 80 |
| Top Tens, Opponents | 453-454 |
| Trades (1966-2012) | 620-625 |
| Training Facility, Dolphins | 81-82 |

- W -

| | |
|--------------------------------|---------|
| Warmest/Coldest Games | 290 |
| What To Look For in 2012 | 83-84 |
| Where They've Come From | 605-606 |

- Y -

| | |
|---|---------|
| Year-By-Year, Offense and Defense | 470-471 |
| Year-By-Year Scores | 338-352 |
| Year-By-Year Statistics (1966-2011) | 353-398 |

MIAMI DOLPHINS FOUNDATION

For more than 45 years, the Miami Dolphins franchise has been part of the fabric of South Florida that extends well beyond our field of play. We are committed to being “the team of the community” both through the Miami Dolphins Foundation and the efforts of our entire organization, including our players, coaches and staff. The Miami Dolphins Foundation is devoted to providing and supporting signature education, health, youth athletic programs and volunteer activities that inspire and engage communities throughout Florida.

In 2011, we continued and expanded our long-time community educational efforts such as our Most Valuable Reader Program as well as our youth programs with a multitude of fitness, junior cheerleader and youth football camps.

In conjunction with our stadium's naming rights partner, Sun Life Financial, the Sun Life Rising Stars Grant program awarded \$220,000 for four individual college scholarships and four grants to non-profit organizations which demonstrate a commitment to success in the classroom.

To assist in the research that will one day help tackle cancer, the Dolphins Cycling Challenge, a 170-mile bike ride across South Florida, drew more than 800 riders of all ages and raised more than \$1,000,000 for the Sylvester Comprehensive Cancer Center at the University of Miami. This event will continue to be a trademark of our Foundation in coming years and we believe will raise millions for cancer research and treatment.

Assisting the Dolphins is our amazing volunteer organization, the Miami Dolphins Special Teams. This one-of-a-kind program provides volunteer service both in South Florida as well as other regions in and outside of the United States. These volunteers, wearing their bright orange Special Teams shirts, have donated their time for projects including neighborhood cleanups, food giveaways, school beautifications and manning community events sponsored by the Dolphins.

FOUNDATION CORNERSTONE INITIATIVES

- HEALTH -

DOLPHINS CYCLING CHALLENGE: Although the Dolphins family lost alumnus and radio voice Jim “Mad Dog” Mandich to cancer, his energy and spirit live on through the Dolphins Cycling Challenge. The organization responded to his initial diagnosis by creating this unique event to bring South Florida together to tackle this disease and assist an innovative and expanding Florida medical institution, the Sylvester Comprehensive Cancer Center at the University of Miami. More than 800 adult riders, including Dolphins legends Nat Moore, Bob Griese, Mark Duper, Zach Thomas, Kim Bokamper and Dick Anderson, pedaled routes ranging from 30 to 170 miles throughout South Florida. Additionally, kids ages three through 13 demonstrated their support for cancer research by riding several courses located on the grounds of Sun Life Stadium. One hundred percent of every dollar raised by riders in the Dolphins Cycling Challenge stays in the South Florida community to tackle cancer and is donated to the Sylvester Comprehensive Cancer Center. Since 2010, the DCC has donated more than \$1.6 million to Sylvester. DCC III will take place on November 3-4, 2012. For more information, please visit RideDCC.com.

- EDUCATION -

SUN LIFE RISING STAR AND MOST VALUABLE READER PROGRAMS: The Dolphins organization is dedicated to




MIAMI DOLPHINS
FOUNDATION



Cornerback Nolan Carroll defends a pass against a student at an NFL's Play 60 event youth fitness clinic at Archimedean Middle Conservatory.



Tight end Anthony Fasano along with teammates, MDWO, Dolphins staff and Special Teams members volunteered to rebuild the house of a military member.



Riders from the two Dolphins Cycling Challenges have raised more than \$1.6 million for cancer research.



Dolphins owner Stephen Ross with the Team Leadership Award winner linebacker Karlos Dansby at FinsWeekend.

making sure that our kids are equipped with the tools necessary to instill the joy of reading and learning at an early age. The team enthusiastically supports several education and literacy programs throughout Florida, highlighted by the Sun Life Rising Stars and Most Valuable Reader programs. Through the Rising Stars in 2011, the Dolphins and Sun Life Financial gave four area education programs \$50,000 grants and also rewarded four area students with \$5,000 college scholarships. Through our Most Valuable Readers program, the Dolphins made a \$60,000 annual commitment to state libraries in which children exchange reading credits for the opportunity to attend Dolphins games or receive other incentives.

- YOUTH FITNESS -

DOLPHINS YOUTH ATHLETIC PROGRAMS: The importance of education, physical fitness and positive choices are the principles taught by Director of Youth Programs and former Dolphins linebacker, Twan Russell, and his staff, including former Dolphins tight end Troy Drayton, through the Dolphins Academy, Dol-Fit program, Gatorade Junior Training Camp program, Girl's Flag Football, High School Player Development 7-on-7 program, Summer Football/Cheer Camp and various other Dolphins Academy programs. In 2011, more than 110,000 children's lives were transformed by our Dolphins Academy athletic and school programs. Since 2006, more than 800,000 children have pledged to become Dol-Fit and more than 450,000 of those children have participated in our athletic programs.

- VOLUNTEERISM -

SPECIAL TEAMS: In its first two years, The Miami Dolphins Special Teams Driven by Chevy program has lent their services to more than 200 local South Florida nonprofit organizations and completed more than 100,000 hours of community services. Special Teams signature community service events include the National Day of Service, where more than 400 care packages were packed and shipped to Troops overseas, the National Family Volunteer Day, a family friendly community service project at Zoo Miami, the Martin Luther King Day of Service, the Dolphins Cycling Challenge, managing the more than 13 different water stops for the 170 mile bike ride which raises money for cancer research, and the Special Teams Day of Service, just to name a few. For more information on the Dolphins Special Teams program, please visit miamidolphins.com/specialteams.

ADDITIONAL COMMUNITY INITIATIVES

TOUCHDOWN FOR LIFE BLOOD DRIVE: The Dolphins held the 3rd Annual "Touchdown For Life" blood drive at Sun Life Stadium in 2011 and broke their own state-record for a single-site, one-day blood drive in Florida with more than 1,100 registered participants. Recent natural disasters like the earthquakes in Haiti and Chile, and Hurricane Katrina five years ago have increased people's awareness about the importance of having a large enough supply of blood to treat patients.

COMBATING HUNGER & POVERTY: The Dolphins work with partners such as Publix Supermarkets to provide 200,000 meals each year to community programs including Feeding South Florida and LifeNet4Families. The largest of these events is the annual Thanksgiving Meal Giveaway, in which Dolphins players and coaches donate and deliver complete meals to area families and serve food at local soup kitchens. In 2011, the Thanksgiving Food Giveaway single event fed more than 24,000 deserving people throughout our region.



Offensive linemen Mike Pouncey and John Jerry presented a \$5,000 college scholarship through the Sun Life Rising Star program.



Quarterback Ryan Tannehill instructs a group of kids at a Dolphins youth football clinic in the practice bubble at the team's training facility.



The Miami Dolphins Special Teams Driven by Chevy is a family-friendly volunteer program making a daily impact in the South Florida community.



Long snapper John Denney visits with a donor at the Dolphins annual Touchdown For Life Blood Drive.



Rachel Ireland, wife of Dolphins G.M. Jeff Ireland, is among the many who participated in the team's annual Turkey Meal Giveaway.



Tight ends Jeron Mastrud and Anthony Fasano and linebacker Austin Spiller visit the USS Gettysburg and the USS WASP.

A CELEBRATION OF GIVING: The team's annual Fins Weekend Fishing and Golf Tournaments allow generous Dolphins fans to spend a weekend with the organization, including their favorite players, while raising money for Miami Dolphins Foundation programs. In 2012, the 16th annual weekend had more than 1,100 people gather to interact with players, coaches and alumni while competing for golf, fishing and auction prizes. In 2012, FinsWeekend raised more than \$600,000, allowing the Foundation to fund its signature programs in the areas of health, education, youth fitness and volunteerism.



Dolphins CEO Mike Dee shows off his catch at the Fishing Tournament Presented by Alterra Financial, part of FinsWeekend.

MIAMI DOLPHINS IN THE COMMUNITY

The Miami Dolphins take great pride in playing an active role in the South Florida community. By lending support to both civic and community based charitable causes, the Dolphins are able to make an impact in the lives of those who need it the most. The assistance that the Dolphins are able to provide comes from the teamwork of coaches, players, alumni, cheerleaders, T.D. (the Dolphins' mascot), staff and members of the Miami Dolphins Women's Organization working together toward the common goals of helping those in need and supporting the community that has always been there to support the Dolphins.

When the final chapter of 2011 was written, members of the Dolphins organization made more than 800 community appearances totaling more than 2,600 hours and reaching 524,500 of our fellow Floridians. The team said yes to more than 99-percent of the requests it received from charitable organizations and distributed 2,700 donations throughout the state.

- EDUCATIONAL PARTNERSHIPS -

The Miami Dolphins understand that the education of the youth of South Florida is of utmost importance. For this reason, the Dolphins have partnered with both Broward and Miami-Dade County Public Schools on several extensive programs. In 2008, the Miami Dolphins received the Commissioner of Education Awards for their partnerships with Miami-Dade and Broward County Public Schools.

STUDENT OF THE WEEK PROGRAM: The Miami Dolphins honor a selected student from each of their 20 partner schools at all of the team's regular season home games. The students are selected by their principals and teachers for their citizenship and classroom achievements. In recognition of their accomplishments, they are presented with a plaque during an on-field presentation. Publix also donates a \$25 gift certificate to each Student of the Week.

TEACHER OF THE YEAR AWARDS: One teacher from each partner school is selected as a Teacher of the Year and is recognized for their accomplishments during a pregame, on-field presentation.

MIAMI DOLPHINS FOUNDATION SCHOLARSHIP: A \$2,000 scholarship is awarded annually to both a Miami Carol City High School and Miramar High School senior who demonstrates strong community service along with a solid academic performance. A \$1,000 honorable mention scholarship is also awarded.

SUMMER READING PROGRAM AT THE LIBRARIES: The Miami Dolphins are the first team to partner with the entire State of Florida Library System for a Summer Reading



The Miami Dolphins Woman's Organization is comprised of the wives/ girlfriends of staff and players and has participated in charitable events such as the Lauren's Kids Foundation 3rd annual Walk in My Shoes



Punter Brandon Fields and mascot, T.D., serve Papa John's pizza to school kids at Lorah Park Elementary School.



CEO Mike Dee hands out a plaque to a Children's Book Week winner prior to a home game.



Cornerback Sean Smith reads to area school children as part of the Dolphins Most Valuable Reader program.

Program. The Miami Dolphins also partner locally with the libraries in Miami-Dade, Broward and Palm Beach counties. Each year, the club extends its support which includes funding reading incentives such as posters, signed hats and footballs and Miami Dolphins teddy bears signed by the Dolphins players. Prizes are also distributed state-wide to kids for summer reading prizes sponsored by the Miami Dolphins Foundation.

Dolphins players, alumni and cheerleaders make appearances at local libraries in Broward, Miami-Dade, Palm Beach and Southwest Florida counties in conjunction with their summer reading programs. In addition, the Dolphins offer prizes to the kids including tickets and a VIP experience for the top winners to attend training camp practice. The team also sponsors Broward's summer reading game, which is distributed to 20,000 children.

MOST VALUABLE READER: The Miami Dolphins have joined forces with local libraries and schools in encouraging South Florida's youth to read by developing the Most Valuable Reader Program. This year-round initiative provides incentives for children to read. Kids have the chance to read books in exchange for the opportunity to attend a Dolphins home game. Other events at the libraries include Teen Read Week, Children's Book Week and the Books & Bears program.

COMMIT 2B FIT: The Miami Dolphins have teamed up with the Commit 2B Fit Program, which promotes physical activity and healthy eating to more than 45,000 students and their families in South Florida. Dolphins players, alumni and cheerleaders visit schools to speak to children. Kids also receive incentives such as Dolphins charms and rulers.

EMPTY BOWLS: The Miami Dolphins work with Broward County Public Schools on the Empty Bowls Program, which gives students an opportunity to fight hunger and poverty. Dolphins players make visits to schools to make bowls with the children. More than 82 schools have signed up for the program each year, helping to raise more than \$32,000 annually for a variety of charities, including the Cooperative Feeding Program and Broward Partnership for the Homeless.

KIDS AND FINS PUBLIX SHOPPING SPREE: One hundred kids are given the opportunity to shop with a player, alumni, cheerleader or military personnel with a \$100 Publix gift certificate for a Thanksgiving meal. The event includes a party prior to their shopping experience.

BACKPACK AND SCHOOL SUPPLY GIVEAWAY: 150 children from Miami-Dade and Broward schools and additional local charities are invited to the Dolphins Practice Bubble for a party to receive backpacks and school supplies. The event also includes dance contests for the kids judged by the players for prizes.

- FEEDING THOSE IN NEED -

The Miami Dolphins have an ongoing relationship with Feeding South Florida, an organization that provides food to the needy throughout South Florida. The Miami Dolphins team up with Feeding South Florida on the following projects:

THANKSGIVING TURKEY GIVEAWAY: The Dolphins, along with the coaches, players and staff, contribute monetary donations to purchase more than 1,800 Thanksgiving meals to feed underprivileged people in South Florida. Dolphins players join volunteers from Feeding South Florida to distribute turkeys to various agencies affiliated with Feeding South Florida.



Jake Long at the Anti-Bullying program at Florence Fuller Child Development Center for the Literacy Coalition of Palm Beach County.



Tight end Anthony Fasano helps shop for Halloween costumes with children from Phyllis Wheatley Elementary School in Miami.



Tackle Nate Garner is greeted by the students at Nova Blanche Forman Elementary School as he helped make bowls at the school for the Empty Bowls Program.



Wide receiver Brian Hartline and a Miami Dolphins Cheerleader help hundreds of students get ready for the new school year at the Dolphins Backpack Giveaway.



Quarterback Matt Moore shops with a military member and kids during the Kids and Fins Publix Shopping Spree.

SHOP WITH A FIN: Ten Dolphins players each shop at Publix with a family selected by the Cooperative Feeding Program. The families also attend a Dolphins home game.

HOMELESS SHELTERS: Dolphins players and members of the Miami Dolphins Women's Organization serve food on Good Friday at the Broward Outreach Center in Hollywood as well as on Valentine's Day at the COSAC Foundation in Hollywood, Fla.

- COMMUNITY INVOLVEMENT -

NFL TUESDAYS: NFL Tuesdays are the traditional day off for NFL players during the season, but many players use the day off to go to work in their communities. Visiting children in the hospital, speaking to high school football teams or reading books to children are just a few of the activities Miami Dolphins players participate in on their day off during the season.

DOLPHINS COMMUNITY BLITZ: The Tuesday before Christmas, Dolphins players, alumni, cheerleaders and members of the Miami Dolphins Women's Organization invited 20 teenagers from HANDY to shop at Dick's Sporting Goods with a \$300 gift card.

HOLIDAY HOSPITAL VISITS: Each year during the holiday season, Dolphins players, cheerleaders and mascot, T.D., visit area hospitals to brighten the spirits of sick children and military veterans who are not able to go home for the holidays. While at the hospitals, the players, cheerleaders and mascot visit with the children and veterans, take pictures with them, sign autographs and give out Dolphins souvenirs. In 2011, the Miami Dolphins visited Broward Health, Doctor's Hospital, Jackson, Joe DiMaggio Children's Hospital and Miami Children's Hospital. The Miami Dolphins players and Miami Dolphins Women's Organization visited kids at the hospital on Christmas Day.

HOLIDAY TOY EVENT: Dolphins players, coaches, cheerleaders and staff make toy donations during the holidays to various organizations in the community that are in need. More than 175 kids from Miami-Dade and Broward County Public Elementary schools as well as kids from Alternative Family Care and Cooperative Feeding are invited to a holiday celebration at the Miami Dolphins Training Facility.

REBUILDING TOGETHER: Miami Dolphins players, members of the Miami Dolphins Women's Organization and staff worked with Rebuilding Together to make improvements on the house of a military family. The house was in serious need of repair due to roof leaks and other property hazards.

NFL STUDENT ALL-STAR PROGRAM: The NFL Student All-Star Program is an NFL initiative that awards small level grants to help finance student-initiated proposals on how to better the community. The goal of the program is to promote community investment and volunteerism in children. Five winning organizations receive a grant of \$400 to help fund their service projects.

NFL JUNIOR COMMUNITY QUARTERBACK: The NFL Junior Community Quarterback Award recognizes student-initiated projects focusing on community betterment. The program awards a \$3,000 grant to a student partnered with a 501(c)(3) organization for their project.



Defensive end Cameron Wake and cornerback Sean Smith show off their winning tickets at the Dolphins Home Town Huddle event at Dave & Busters.



Running back Reggie Bush shops with a child from HANDY, a local foster care center, during the Holiday Dick's Sporting Goods Shopping Spree.



Defensive lineman Jared Odrick and teammates help distribute food as part of the Thanksgiving Turkey Giveaway in conjunction with Feeding South Florida.



Head Coach Joe Philbin, safety Tyrone Culver as well as the entire team and coaching staff helped beautify Larkdale Elementary in Lauderhill, Fla.



Katie Fields, Kaela Carpenter and other members of the Miami Dolphins Women's Organization, help Plantation Middle School cheerleaders prepare healthy snacks at the Publix Apron's Cooking School in Plantation.

BREAST CANCER AWARENESS: In 2011, the Miami Dolphins Foundation made a donation to the Susan G. Komen For The Cure. In addition, the Miami Dolphins Women's Organization participated in the Susan G. Komen for the Cure Walk in Miami. The Miami Dolphins Women's Organization held a Silent Auction of signed NFL Pink items at the Breast Cancer Awareness game which raised funds for Susan G. Komen.

UNITED WAY: Along with the NFL, the Miami Dolphins actively support the United Way. The Dolphins also work closely with the United Way of Miami-Dade and Palm Beach counties on several projects throughout the year. Dolphins players also participate in the NFL/United Way Hometown Huddle Day, a national day of community service.

MAKE-A-WISH FOUNDATION: The Make-A-Wish Foundation and the Miami Dolphins have developed a close relationship over the years in granting wishes of terminally-ill children. Make-A-Wish children were given the opportunity to attend a home game and meet with coaches and players.

- STADIUM INVOLVEMENT -

WALKABOUT AUTISM: The 2nd Annual Dan Marino Foundation WalkAbout Autism event attracted an estimated 17,000 walkers to Sun Life Stadium and raised more than \$500,000 for numerous local autism organizations. Leading the way was Marino, his wife Claire and 23-year-old autistic son, Michael. They were joined by Dolphins General Manager Jeff Ireland, his wife Rachel and their twin 16-year-old daughters, Haley and Hannah, both of whom are autistic.


CANNED FOOD DRIVE: Each year the "Fins and Fans Tackle Hunger" canned food drive is held at a Dolphins home game prior to Thanksgiving. Fans are encouraged to deposit canned goods and other non-perishable food items in collection containers located at each entrance to the stadium.

BREAST CANCER AWARENESS: As part of Breast Cancer Awareness month, the wives and girlfriends of Dolphins players, coaches and staff pass out pink ribbons to fans. In addition, the team, cheerleaders and staff all wear pink in support of the cause. The players' jerseys were auctioned off after the game to support the battle against breast cancer.

FAMILY FALL FESTIVAL: The Family Fall Festival was created to provide an entertaining, educational and safe event for children and families seeking a more family-oriented celebration of fall. The Festival provides entertainment, carnival rides, face painting, food and candy bags for children.

SICKLE CELL WALK: The Stadium plays host to an annual walk/run in support of The Sickle Cell Disease Association of America, Miami-Dade County Chapter, Inc. to help improve the quality of life for people with the Sickle Cell disease.

TOYS FOR TOTS: Each year, at a Miami Dolphins home game in December, the team sponsors an annual toy drive for underprivileged children in the South Florida community. Finatics are encouraged to drop off new, unwrapped toys at entry gates on their way into the stadium. The toys are then distributed through the United States Marine Corps to the less fortunate families in the local area.



Wide receiver Davone Bess presents a new bicycle to a kid during the team's Holiday Toy Event.



Tight end/fullback Charles Clay at the annual Family Fall Festival at Sun Life Stadium.



The United States Marine Corps and Sun Life Stadium team to collect new, unwrapped toys to distribute throughout the holiday season.



Hall of Fame quarterback Dan Marino and his wife, Claire, and Dolphins General Manager Jeff Ireland, and his wife, Rachel, are on stage to open the second annual WalkAbout Autism event at Sun Life Stadium.

COMMUNITY QUOTE SHEET



"I have never been more proud to be affiliated with the Miami Dolphins than I was during the DCC. This event demonstrates how a beloved sports team can transcend the field of play and have an impact on thousands of families, including mine, for generations to come."

Late Dolphins Tight End and Broadcaster Jim Mandich

"The Miami Dolphins' Student of the Week Program is a phenomenal program which showcases some of the best attributes of our students in front of thousands of fans at each home game. Students are given a behind the scenes tour of the stadium, get to meet Dolphins alumni, are provided with catered lunches, and receive a goody bag and t-shirt. Dolphins CEO Mike Dee and other dignitaries give each of the Students of the Week a plaque. It is truly a once in a life time experience!!!"

Mark Zaher, Director of Miami Dade Schools Operations




"I opened this stadium in 1987 and there have been a lot of great memories and this will be a special memory, too. I think this is something that we have started that I think we can build on and make an incredible impact over the years throughout South Florida. To have it here is great. It's our place."

Hall of Fame Quarterback Dan Marino (on the WalkAbout event)

"We greatly appreciate our partnership with the Miami Dolphins. Together, we've been able to impact over 160,000 children in South Florida, giving them the tools and education needed to create healthier lifestyles."

Michelle Schect, Co-Founder of Commit 2B Fit



"The partnership with the Miami Dolphins, Publix and the school board has just been fantastic. It breaks your heart to hear some of these kids' stories, but anything we can do to help put a smile on their face is extremely worthwhile and for a great cause."

Bill Fauerbach, V.P. of Retail Operations for Publix Supermarkets, Miami Division

"It's a special day when we get to serve dinners and thank our fans for their support. It also gives us a perfect platform to draw attention to the needs in our community and remind people that we can all find a way to help our neighbors."

Pro Bowl Tackle Jake Long



The Dolphins' commitment to the underserved knows no boundaries. Through the generosity of the players and coaches and the hard work of the Special Teams volunteer force, the impact that the Miami Dolphins and their players have on those who need it most is truly beyond words."

Brian Phelan, Feeding South Florida

"I know I'll never carry a football on a Sunday afternoon on national television or score a Dolphins touchdown, but when we come into a community with our orange T-shirts, people know we're there to help. It makes me proud to be a part of the Dolphins' team and give back like I never have before."

Jessica Haider, Special Teams Participant



"We're here to put a smile on their faces. At the end of the day the only thing that matters is spending some time with the kids, especially the young ones, the small ones, because they're probably not even going to remember what you say. They'll just remember that they hung out with a Dolphins player. If we can put a smile on their face and help their day go by a little bit easier, that's really what it's all about."

Running Back Reggie Bush

ALL-COMMUNITY TEAM



Jake's Block Party



Dansby's Difference Makers

For the seventh straight season in 2011, many Miami Dolphins players and coaches made the dreams of underprivileged children come true through the team's All-Community Team program.

The Dolphins "All-Community Team" program allows players and coaches to purchase a block of tickets to all Miami Dolphins regular season home games and donate them to a charitable organization of their choice. Their chosen charities then distribute the tickets to youth groups or others associated with their organization so the recipients have the chance to experience a Dolphins game at Sun Life Stadium.

Players and coaches who participate in the Legacy All Community Team program provide 100 game tickets, T-shirts and food vouchers, good for a hot dog, popcorn and a soft drink, for charitable organizations for each of the Dolphins eight regular season home games.

All-Community Team participants treat each of the 20 members of their chosen charities with a game day ticket and a food voucher for each of the Dolphins regular season home games.

The following are current Dolphins players and coaches who participated in the "All-Community Team" in 2011:

2011 LEGACY ALL-COMMUNITY TEAM PARTICIPANTS: (100 TICKETS, T-SHIRTS AND FOOD VOUCHERS PER GAME)

Player

LB Karlos Dansby

Group Name

Dansby's Difference Makers

2011 ALL-COMMUNITY TEAM PARTICIPANTS: (20 TICKETS AND FOOD VOUCHERS PER GAME)

Player/Coach

GM Jeff Ireland
LB Kevin Burnett
RB Reggie Bush
Defensive Backs
Defensive Line
T Jake Long
C Mike Pouncey
DT Paul Soliai
Wide Receivers

Group Name

Ireland's Lucky Charms
The Kevin Burnett Foundation
Reggie's Kids
No Fly Zone
First Line of Defense
Jake's Block Party
Pouncey's Posse
Soliai's Run Stoppers
Operation Air Strike



OWNERSHIP AND STAFF DIRECTORY

MIAMI DOLPHINS CORPORATE HEADQUARTERS

Sun Life Stadium
347 Don Shula Drive
Miami Gardens, FL 33056
(305) 943-8000 - Office • (888) FINS-TIX - Tickets
www.Dolphins.com

MIAMI DOLPHINS TRAINING FACILITY

7500 SW 30th Street
Davie, FL 33314
(954) 452-7000

Chairman of the Board/Managing General Partner Stephen M. Ross
Vice-Chairman/Partner Jorge Perez
Vice-Chairman Donald F. Shula
Partners H. Wayne Huizenga, Marc Anthony, Gloria Estefan, Emilio Estefan,
Fergie, Serena Williams, Venus Williams

EXECUTIVES

Chief Executive Officer Mike Dee
General Manager Jeff Ireland
Executive Vice President of Football Administration Dawn Aponte
Senior Vice President of Operations-Sun Life Stadium Todd Boyan
Senior Vice President/Chief Financial And Administrative Officer Mark Brockelman
Senior Vice President of Operations-Davie Bill Galante
Senior Vice President of Media Relations Harvey Greene
Senior Vice President-Chief Technology Officer Tery Howard
Senior Vice President-Chief Marketing Officer Claudia Lezcano del Campo
Senior Vice President/Special Advisor Nat Moore
Senior Vice President-Chief Revenue Officer Jim Rushton
Vice President of Corporate Partnerships and Integrated Media Group Sales Bob Lynch
Vice President of Ticket Sales and Retention George Torres

FOOTBALL OPERATIONS

COACHING

Head Coach Joe Philbin
Assistant Defensive Backs Blue Adams
Defensive Backs Lou Anarumo
Defensive Assistant Charlie Bullen
Tight Ends Dan Campbell
Defensive Quality Control/Assistant Linebacker David Corrao
Defensive Coordinator Kevin Coyle
Linebackers George Edwards
Assistant Special Teams Dave Fipp
Offensive Assistant Ben Johnson
Head Strength and Conditioning Darren Krein
Assistant Wide Receivers Phil McGeoghan
Assistant Offensive Line Chris Mosley
Running Backs Jeff Nixon
Wide Receivers Ken O'Keefe
Assistant Strength and Conditioning Dave Puloka
Special Teams Coordinator Darren Rizzi
Defensive Line Kacy Rodgers
Offensive Coordinator Mike Sherman
Assistant Quarterbacks Zac Taylor
Offensive Line Jim Turner
Assistant to the Head Coach Jay Kaiser
Executive Assistant to Head Coach Anne Rodriguez

FOOTBALL SUPPORT

Director of Security Stuart Weinstein
Director of Player Engagement Kaleb Thornhill
Manager of Team Operations Scott Bullis

PLAYER PERSONNEL

Assistant General Manager Brian Gaine
Director of College Scouting Chris Grier

| | |
|--|--|
| Assistant Director of Pro Scouting | Chris Shea |
| Manager of Football Administration | Ryan Herman |
| College Scouts | Ron Brockington, Adam Engroff, Anthony Hunt, Ron Labadie, Mike Murphy, Joe Schoen, Matt Winston |
| Pro Scouts | Adam Howe, Nate Sullivan |
| Scouting Assistants | Chris Buford, Cody Rager |
| College Scouting Coordinator | Chase Leshin |
| Executive Assistants/Football Operations | Annie Berger, Irma Gonzalez |

ATHLETIC TRAINING

| | |
|---|---------------|
| Head Athletic Trainer | Kevin O'Neill |
| Assistant Athletic Trainer | Troy Maurer |
| Assistant Athletic Trainer | Naohisa Inoue |
| Assistant Athletic Trainer/Physical Therapist | Jon Andino |

EQUIPMENT

| | |
|------------------------------------|---|
| Equipment Manager | Joe Cimino |
| Assistant Equipment Managers | Austin Pope, John Swede, Charlie Thiele |

VIDEO

| | |
|--------------------------------|---------------|
| Video Director | Bob Hack |
| Assistant Video Director | Matt Taylor |
| Video Assistant | Chris Plaster |

BUSINESS OPERATIONS

BROADCAST OPERATIONS

| | |
|---|-----------------|
| Director of Broadcast Engineering | Bryan Lykins |
| Broadcast Distribution Manager | Heather Pearson |

COMMUNITY RELATIONS AND ALUMNI

| | |
|--|---|
| Senior Director of Community Relations | Ilona Wolpin |
| Senior Director of Government Affairs | Eric Knowles |
| Director of Youth and Community Programs | Twan Russell |
| Community Relations Coordinators | Jessica Vones, Michelle Beck |
| Youth Program Coordinators | Troy Drayton, Vince Pannozzo, Nick Roth |
| Alumni Relations Coordinator | Staci Golden |

CORPORATE PARTNERSHIPS

| | |
|--|--------------------------------|
| Senior Director of Client Services | Danielle Sergeant |
| Director of Corporate Partnerships | Dave Murphy |
| Director of National Sales | Kevin Leibowitz |
| Client Services Managers | Courtney Baker, Heidi Frasier |
| Client Services Coordinators | Antonia Francois, Katie Hubert |
| Administrative Assistant | Chiana Manley |

DIGITAL AND PRINT MEDIA

| | |
|--|-------------|
| Senior Director of Digital and Print Media | Scott Stone |
|--|-------------|

DIGITAL ASSETS & ARCHIVES

| | |
|---|------------------|
| Director of Digital Assets and Archives | Kristin Hingston |
| Digital Assets and Archives Manager | Andrea Lombardi |

DOLPHINS RADIO NETWORK/INTEGRATED MEDIA GROUP

| | |
|--|--|
| Account Executives | Mike Ferriter, Jason Miller, David Rigby |
| Traffic Manager | Allison Eddy |
| Programming Manager | Jesse Agler |
| Content Manager | Jon Cope |
| Multimedia Host | John Congemi |
| Multimedia Producer | Logan McCall |
| Reporter | Tristin Jones |
| Graphics Manager | Eddie Fernandez |
| Service and Continuity Coordinator | Patrick Gaughn |

FIN ASSOCIATES, LLC

| | |
|-------|----------|
| | Ron Katz |
|-------|----------|

FINANCE AND ADMINISTRATION

| | |
|---|---------------|
| Senior Director of Finance | Betsy Christy |
| Director Financial Reporting and Planning | Jeremy Campos |

| | |
|--|--|
| Senior Financial Analyst..... | Pablo Bravo |
| Senior Accountants..... | Dana Guardalabene, Dionne Harris-Pierre, Molly Venters |
| Accounting Manager/Player Insurance..... | Craig Heil |
| Accounting Coordinator..... | Elaine Benjamin |
| Payroll Coordinator..... | Fabiana DeCicco |
| Accounts Payable/Payroll Specialist..... | Roselyn Montes |
| Merchandise Coordinator..... | Greg Minerva |
| Finance & Legal Affairs Specialist..... | Brandon Shore |
| Executive Assistant to the CEO..... | Kimberly Costello |

MIAMI DOLPHINS FOUNDATION

| | |
|--|--------------|
| Executive Director of the Dolphin Cycling Challenge..... | Nick Capo |
| Manager of Volunteer Programs/Dolphins Foundation..... | Leslie Nixon |
| Dolphin Cycling Challenge Coordinator..... | Ann Hake |

HUMAN RESOURCES

| | |
|---|-------------------|
| Senior Director of Human Resources..... | Yolanda Barreto |
| Human Resources Coordinator..... | Anis Buonpensiere |

INFORMATION TECHNOLOGY

| | |
|---|---------------------|
| Director of Server and Infrastructure Support Services..... | Joe Curbelo |
| Network and System Support Manager..... | Frank Quintana |
| Lead Applications Developer..... | Alexander R. Corris |
| Business Intelligence Analyst..... | Rao Bandarupalli |
| Event Technician and System Support Specialist..... | Tomas Ruiz |
| Telecommunications Specialist..... | Bert Estrada |
| Database Architect..... | Carl Harris |
| Programmer Analyst..... | Joshua Sheetz |
| Network Support Technician..... | Jaime Valderama |
| Administrative Support..... | Keri Seiple-Rumaner |

MARKETING

| | |
|--|-------------------|
| Senior Group Director Marketing and Content..... | Wayne Partello |
| Director of Fan Program Services..... | Scott Baynes |
| Database Marketing Manager..... | Patrick Arthur |
| Corporate Affairs Manager..... | Marcus Bach-Armas |
| Marketing Manager..... | Danny Cibran |
| Branding and Promotions Coordinator..... | Sergio Xiques |

MEDIA RELATIONS

| | |
|---|---------------|
| Senior Director of Media Relations..... | Jason Jenkins |
| Director of Communications..... | Fitz Ollison |
| Executive Assistant..... | Gayle Baden |

DAVIE OPERATIONS

| | |
|-------------------------------|-----------------|
| Facility Security..... | John Nessl |
| Grounds Superintendent..... | Edwin Lamour |
| Assistant Groundskeeper..... | Brandon Romero |
| Senior Facility Engineer..... | Craig Ferguson |
| Maintenance Worker..... | Ferdinand Titre |

PROGRAMMING AND EVENTS

| | |
|--|-------------------------------------|
| Senior Director of Programming and Production..... | Jeff Griffith |
| Senior Director of Cheerleaders and Entertainment..... | Dorie Grogan |
| Cheerleader Manager..... | Emily Newton Snow |
| Entertainment and Events Coordinators..... | Katherine Milliken, Jamie Quadrozzi |
| Producers/Editors..... | Matt Bergbauer, Claudia Castillo |

TICKET SALES AND RETENTION

| | |
|---|--|
| Director of Premium Seating..... | Howard Dorland |
| Director of Member Retention..... | Laura Rick |
| Senior Manager of Sales Operations..... | Brooke Smoley |
| Senior Sales Manager, Miami-Dade..... | Ariel Gonzalez |
| Senior Sales Manager, Palm Beach..... | David Mack |
| Senior Manager of Executive Suite Services..... | Frances Martinez |
| Senior Manager of Premium Seating..... | Jarett Grushka |
| Account Managers, Premium Seating..... | Steve Duffy, Ryan Sollazzo |
| Regional Managers of Business Development..... | Lizette Garcia, Christian LaCapra, Jessica Roof |

| | |
|--|---|
| Account Executives..... | Conway Bennett, Jason Cover, Thomas Eugene, Nicky Fleites, Clayton Idle, Jenn King, Richard Lopez, Jake Mankin, Bobby Monica, Kevin Morgan, Brian Travers |
| Senior Member Services Representative | Charles Moore |
| Member Services Representatives..... | Adrian Cortazar-Garcia, Rebecca Wright |
| Senior Member Retention Representative | Kenya Wilson |
| Member Retention Representatives | Fernando Nunez, Deandra Paul, Amber Schooley |
| Data Analyst | Alison Sweeney |
| Premium Seating Services Coordinator | Kelly Jones-Nieves |

TICKET OPERATIONS

| | |
|--|-------------------------------|
| Director of Ticket Operations..... | Brett Annis |
| Senior Manager of Ticket Operations and Special Events | Adam Summerell |
| Ticket Technology and Operations Manager | Corey Benning |
| Ticket Processing Representatives | Chiara Deluca, Wesley Serrato |

SUN LIFE STADIUM

ENGINEERING

| | |
|--------------------------------|--|
| Assistant Chief Engineer | Rick Schaffer |
| HVAC Mechanic | Roger Reinsvold |
| Mechanic Supervisor | Ivan Capeles |
| Electrician | Richard Harris |
| Maintenance Workers | Simon Blucher, Kenneth Lockhart, Ron Reely |

EVENT SALES

| | |
|--|---------------|
| Senior Director of Event Sales and Marketing | Pamela Baynes |
| Special Events Manager | Cara Cambria |

GROUNDS

| | |
|---------------------------------------|---------------|
| Senior Director of Grounds..... | Alan Sigwardt |
| Senior Manager of Grounds Crew | Tom Wilson |
| Assistant Head Groundskeeper II | Tim Collins |
| Assistant Head Groundskeeper I | Eric Williams |

GUEST SERVICES

| | |
|--|----------------------------------|
| Senior Director of Guest Services..... | Reginald Sperling |
| Guest Services Manager..... | Gwen McCormick |
| Receptionists | Shane Handelsman, Johany Peralta |

OPERATIONS

| | |
|-------------------------------------|--|
| Senior Director of Facilities | Aaron Haviland |
| Director of Parking | Alan Riano |
| Operations Managers | Frank Losito, Demetrius Williams |
| Parking Manager..... | Donald Rubio |
| Set-Up Crew Supervisor | Tommy Bell |
| Set-Up Crew..... | Withfield Blucher, Devon Fletcher, Jason Lowry |
| Office Manager | Heidi Alfassa |
| Administrative Assistant | Maggy Deeb |
| Mail Room..... | Mark Leone |



THREE FUNDAMENTAL COMMITMENTS TO OUR FANS



- 1. To assemble a sound, smart, and tough football team that consistently competes for championships**
- 2. To consistently strive to enhance the fan experience at Sun Life Stadium and aggressively market the team to a broad region and diverse fan base.**
- 3. To be active participants in the community.**



Stephen M. Ross, Chairman, Chief Executive Officer, and Founder of Related Companies, an international real estate firm, began his ownership interest in the Miami Dolphins in February of 2008 when he became a 50% partner with H. Wayne Huizenga in the team, Sun Life Stadium, and the surrounding developable land. He increased that share to a 95% ownership of the team and the stadium on January 20, 2009 and assumed the responsibility of Managing General Partner of both the Dolphins and the stadium, which culminated one of his long-held dreams; Mr. Ross grew up in South Florida and the Dolphins have been a life-time passion for him.

Under Mr. Ross' leadership, the Dolphins have become one of the most fan-friendly teams in the National Football League. They have significantly expanded the Miami Dolphins Foundation's presence in the South Florida community with a host of new civic and charitable initiatives. The team also has improved the game-day experience for their fans by upgrading all facets of stadium operations and by introducing amenities and events that have made Dolphins home games the place to be during the fall. On the football side, Mr. Ross has lived up to his pledge to provide the coaches, staff and players all of the necessary resources to build a winning team, including a multi-million dollar renovation of the club's training facility this past off-season.

Mr. Ross, a resident of Palm Beach and New York, formed Related in 1972. Today, the company is considered the most prominent privately owned real estate firm in the United States, with expertise in fund management, development, acquisitions, property management, marketing and sales. Related has real estate assets valued at \$15 billion and has developed \$22 billion in real estate assets including the landmark Time Warner Center in New York City and CityPlace in West Palm Beach.

Mr. Ross graduated from the University of Michigan with a Bachelor of Business Administration degree and from Wayne State University Law School with a Juris Doctor degree. He later received a Master of Laws in Taxation from New York University School of Law. In 2004, the University of Michigan renamed its business school the Stephen M. Ross School of Business at the University of Michigan and in 2011 the school awarded him an honorary Doctor of Laws degree at its commencement.

Mr. Ross is Chairman of the Board of Directors of Equinox Holdings, Inc., serves on the Executive Committee and is a trustee of Lincoln Center and is a trustee of New York Presbyterian Hospital, the Guggenheim Foundation, the Urban Land Institute and the NY Chapter of Juvenile Diabetes Research Foundation International. He is also a director of the World Resources Institute and the Jackie Robinson Foundation and chairperson emeritus of the Real Estate Board of New York (REBNY), the city's leading real estate trade association.

Over the years, Mr. Ross has received numerous honors for his business, civic, and philanthropic activities. Mr. Ross' alma mater, Miami Beach High School, named its football field Ross Field, in recognition of his work to spearhead the refurbishment of that facility. Most recently, he was a New York Power Player by the New York Times, the Most Powerful Person in New York Real Estate by the New York Observer, Multi-Family Property Executive of the Year by Commercial Property News, and Housing Person of the Year by the National Housing Conference. He also received The National Building Museum Honor Award, REBNY's Harry B. Helmsley Distinguished New Yorker Award and the Jack D. Weiler Award from UJA. Crain's New York named Mr. Ross one of the 100 Most Influential Leaders in Business and he was recognized by NYC & Company with their Leadership in Tourism Award.

DIRECTORS



JORGE PEREZ
VICE CHAIRMAN/PARTNER



DON SHULA
VICE CHAIRMAN

PARTNERS



WAYNE HUIZENGA
PARTNER



MARC ANTHONY
PARTNER



EMILIO ESTEFAN
PARTNER



GLORIA ESTEFAN
PARTNER



FERGIE
PARTNER



SERENA WILLIAMS
PARTNER



VENUS WILLIAMS
PARTNER



Mike Dee was named Chief Executive Officer of the Miami Dolphins and Sun Life Stadium by Stephen M. Ross on May 3, 2009. Dee came to South Florida and the NFL after a distinguished 15-year career in Major League Baseball, where he played a lead role in the resurgence of two franchises and was a member of two World Series Championship teams.

Since joining the Dolphins, Dee has laid out the three fundamental commitments that guide the franchise during the Ross ownership era: 1) To assemble a sound, smart, and tough football team that consistently competes for championships; 2) To consistently strive to enhance the fan experience at Sun Life Stadium and aggressively market the team to a broad region and diverse fan base; and 3) To be active participants in the community.

Dee has spearheaded the team's efforts to live up to these commitments. In order to grow the club's fan base, he created a series of programs in the western and central regions of the state and worked tirelessly to improve the game-day experience for the team's fans by implementing a host of technological, entertainment, and culinary innovations that has made the atmosphere at Dolphins home games unique in the NFL. On the business side, Dee finalized a ground-breaking naming rights deal for the stadium with Sun Life Financial, revamped and improved the club's broadcast and internet platforms, and developed a series of customized programs designed to enhance the team's relationship with its business partners. Dee also places a strong emphasis on the club's community relations efforts, having introduced a host of new charitable initiatives, including the team's annual blood drive and the Dolphins Cycling Challenge, which raised more than \$1 million for South Florida's Sylvester Comprehensive Cancer Center in just two years.

After beginning his sports career in San Diego with the Padres (1995-2002), Dee followed his mentor, CEO Larry Lucchino, to Boston and assumed the role of Executive Vice President of Business Affairs for the Red Sox. He was promoted to Chief Operating Officer in 2004, a position he held until his departure to join the Dolphins. During his tenure in Boston, the Red Sox won two World Series titles and set franchise records for attendance and revenue each year – including an MLB record for consecutive sellouts dating back to 2003. Other noteworthy achievements while in Boston include bringing annual concerts to Fenway Park and directing the expansion of the team's business and real estate interests that stemmed from the eight-year renovation of Fenway Park and the surrounding neighborhood. Dee also has a history of working in the Sunshine State, having consummated a 30-year agreement with Lee County Florida to build the Red Sox a publicly-financed Spring Training facility that opened in 2012.

Dee also served as President of Fenway Sports Group, a company that he created in 2004 under the direction of Red Sox owners John Henry and Tom Werner. An enterprise charged with diversifying the business interests of the Red Sox beyond baseball, FSG developed a wide array of endeavors across the sports and media landscape. In February, 2007, FSG acquired a 50% interest in Roush Racing and formed what is known today as Roush Fenway Racing, NASCAR's largest race team. Dee served on the board of Roush Fenway as a Managing Director, during which time the team won two notable championships: Carl Edwards' 2007 Busch Series Championship and Matt Kenseth's Daytona 500 victory in February 2009.

Outside of his work for the Dolphins, Dee is active in the philanthropic community, serving on the board of the Miami Children's Museum, the Sylvester Comprehensive Cancer Center, and the Pan Mass Challenge. To date, the Pan Mass Challenge – an annual Boston-based cycling event – has raised more than \$260 million for cancer research. Dee is an avid cyclist and rides in the event each August.

Dee attended Franklin & Marshall College in Lancaster, Pennsylvania, where he played basketball and earned a degree in government. He currently serves on the Advisory Board at F&M.

Dee and his wife, Karen, have two sons, Spencer (12) and Tommy (10).



Jeff Ireland was named as the Dolphins' General Manager on January 2, 2008. He joined the club after a seven-year stint (2001-07) with the Dallas Cowboys, including his last three seasons there as the team's Vice President of College and Pro Scouting.

In his role with the Dolphins, Ireland is not only responsible for overseeing and coordinating the college and pro personnel departments, but also helps manage the team's salary cap and player contracts. He supervises all scouting efforts that relate to the college draft, free agency, the Canadian Football League, and personnel of the other 31 NFL teams. Ireland works hand in hand with Head Coach Joe Philbin in implementing a personnel plan to build the Dolphins into a championship caliber team.

In Ireland's four seasons in Miami, he has built a nucleus of talented young players that have the Dolphins positioned for long-term success. This past season, Jake Long made the Pro Bowl for the fourth consecutive year, Reggie Bush helped give the Dolphins a 1,000-yard rusher and a 1,000-yard receiver in the same season for the first time in team history, Karlos Dansby and Kevin Burnett were part of a trio of players that surpassed 100 tackles each (another team first), while Matt Moore recorded the sixth-best quarterback rating in the NFL over the season's final nine games while leading the Dolphins to a 6-3 record in that span. Following the 2011 season, Ireland significantly upgraded the team on both sides of the ball through free agency and the college draft.

In 2010, Cameron Wake and Randy Starks blossomed into Pro Bowl performers for the first time, while newcomers like Richie Incognito and rookie Koa Misi were major contributors to the team. A season earlier in 2009, three rookies also made an immediate impact as Vontae Davis and Sean Smith excelled as starters together in the team's defensive backfield while Brian Hartline made important contributions offensively.

Inheriting a 1-15 team in 2008, Ireland's first season in Miami, he helped overhaul the team's roster. Those efforts resulted in an 11-5 mark, the AFC East title and a playoff berth, a turnaround unprecedented in NFL annals. Ireland replaced almost half of the roster, bringing on board 27 new faces, including nine new starters. One of those newcomers, quarterback Chad Pennington, went on to win the NFL Comeback Player of the Year award and finished tied for second in voting for the league's Most Valuable Player award. Also among the new faces Ireland brought on board in 2008 were 11 rookies who made the team, including eight draft choices, three of whom were in the opening day starting lineup. Long, the team's first pick of the draft, went on to earn Pro Bowl honors at the conclusion of the season. Ireland added rookie talent beyond the draft, as Davone Bess had the second-highest single-season reception total in the last 40 years among undrafted college free agents in their rookie season, while rookie free agent kicker Dan Carpenter led the Dolphins in scoring.

In 2007, Ireland's last season in Dallas, the Cowboys went 13-3 and won the NFC East title. Of the 53 players on the active roster, 38 had been acquired over the three years (2005-07) Ireland served as the team's Vice President of Scouting. Seven of those players made the Pro Bowl during that time, including DeMarcus Ware (Ireland's first pick as the team's lead scout), fellow 2005 fourth round selections Chris Canty and Marion Barber, 2007 draft choice Nick Folk and two free agent acquisitions that season, Leonard Davis and Ken Hamlin. In addition, since Ireland arrived in Dallas, seven other Cowboys made their Pro Bowl debuts.

Ireland began his tenure with the Cowboys as the team's national scout in 2001, evaluating all of the top collegiate prospects in the country. In his four years in that role, his skill as a talent evaluator helped lead to the drafting of four Pro Bowl performers, Roy Williams (who was selected five straight years), Terence Newman, Andre Gurode and Jason Witten.

Prior to joining the Cowboys, Ireland spent four years in Kansas City as an area scout helping the Chiefs draft players like Dante Hall in the fifth round and Greg Wesley in the third

round. Ireland started his NFL career evaluating talent as an area scout for the National Football Scouting Combine from 1994-1996.

Before becoming a full-time talent evaluator, Ireland helped coach special teams at the University of North Texas from 1992-1993. He was a four-year starter as a placekicker at Baylor University from 1988-1991, finishing his collegiate career third on Baylor's all time scoring list with 213 points. His 45 career field goals, which included a 58-yard effort against Rice in 1991, established a school record for field goals made. Following his senior season he was selected as the South team's kicker in the 1992 Senior Bowl.

Ireland, an Abilene, Texas native, is the stepson of Kansas City Chiefs Hall of Fame linebacker/center E.J. Holub and the grandson of former Philadelphia Eagles player and longtime Chicago Bears personnel executive Jim Parmer.

Jeff and his wife, Rachel, have three daughters, Annie and twins Haley and Hannah, and a son, Riley. The Irelands, working closely with the Dolphins and the Dan Marino Foundation, have helped spearhead WalkAbout Autism, an annual event at Sun Life Stadium which has raised more than a million dollars over the past two years. The Irelands also co-chair the Autumn Moonlight Event each October since 2008 to help raise awareness and money to benefit the Nova Southeastern University/University of Miami Center for Autism and Related Disorders (CARD).



Dawn Aponte, entering her third season with the Miami Dolphins, joined the team on February 1, 2010, bringing with her a wealth of football experience at the team and league level. She was promoted to Executive Vice President of Football Administration in July 2012 after serving as the club's Senior Vice President of Football Operations from 2010-11. Aponte works closely with General Manager Jeff Ireland and Head Coach Joe Philbin on football administrative matters and serves as the team's chief contract negotiator. She is responsible for the management and strategic planning of the Dolphins salary cap, negotiating and drafting player contracts and overseeing the football operations budgets. Aponte also serves as the team's liaison on league affairs.

A veteran football executive, Aponte joined the Dolphins after spending the 2009 season as Vice President of Football Administration for the Cleveland Browns. In her role with the Browns, Aponte's primary responsibilities included player contract negotiations, salary cap management, player cost budgeting, league compliance and assisting in other legal matters.

Aponte joined the Browns organization in 2009 after spending the previous three years at the NFL office, where she served on the League's Management Council as the Vice President of Labor Finance. In her position at the NFL Management Council, Aponte represented the 32 clubs in dealings with the NFL Players Association and Class Counsel on salary cap and other labor related matters. She also dealt with the clubs on CBA, salary cap and player contract matters. Aponte served on the Management Council Working Club Executive Committee and worked with the ten-member owner committee (Management Council Executive Committee) on collective bargaining issues and labor related matters.

Prior to joining the league office, Aponte worked for the New York Jets for nearly 15 years in various capacities, most recently as the club's Senior Director of Football Administration. In this role, she worked closely with the Assistant General Manager on matters pertaining to the NFL's Collective Bargaining Agreement, player contract negotiations and salary cap management. Aponte graduated with a Bachelor of Science degree in Accounting from the University of Delaware in 1993 and passed the C.P.A. exam shortly thereafter. She went on to receive her Master's degree in Finance and Management from Wagner College in 1999, then continued on to earn her Juris Doctorate from New York Law School and is a member of the New York State Bar.

Dawn and her husband, Kevin, have four children, Matthew, Madison, Caroline and Thomas.



Todd Boyan is Senior Vice President of Operations-Sun Life Stadium and has been in the NFL for the past 17 years. Sun Life Stadium is the home of the Miami Dolphins (NFL), Orange Bowl (BCS), University of Miami Hurricanes (NCAA) and other world-class events. Boyan is responsible for all aspects of stadium operations and oversees engineering, grounds, guest services, housekeeping, operations, parking, and security, and coordinates event logistics with various local, state and federal governmental agencies. He is highly regarded within the facility industry and is regularly called upon by the NFL and others to consult or provide expertise.

During Boyan's tenure, Sun Life Stadium has hosted numerous national and international sporting events including Super Bowl XLI in 2007, the BCS National Championship game in 2009 and again this year, the 2010 Pro Bowl, and Super Bowl XLIV in 2010. The stadium had the distinction of being the first to host the Pro Bowl before the Super Bowl was played, and the first to host the Pro Bowl on the US mainland in 30 years. Sun Life Stadium is recognized throughout the industry as one of the finest multi-purpose facilities in the world due in large part to the stadium's expertise in hosting big events.

Since Boyan joined Sun Life Stadium in 2006, he has played an integral role in securing some of the biggest music artists to perform at the venue including The Police (2007), Madonna (Sticky and Sweet Tour in 2008), Paul McCartney, U2 (360 Tour in 2011) and the Black Eyed Peas (2011). In addition to these high profile concerts, the stadium hosts other special events that include Wrestle Mania 28, Monster Jam, Jazz in the Gardens and international soccer that include powerhouse clubs FC Barcelona, Chelsea, AC Milan and the Mexican national team, as well as more than 200 other events that are held on stadium grounds.

Boyan came to Sun Life Stadium after a nine year career as the Vice President of Operations for the Washington Redskins. He joined FedEx Field in Washington upon its opening in 1997. Boyan was responsible for stadium operations for Redskins games, college football games, security, team travel arrangements, and training camp. He also assisted NFL Transportation with the development and implementation of traffic plans with Super Bowl XXIX through Super Bowl XXXVII.

Boyan was familiar with South Florida prior to his career with the Redskins. He had worked for the Florida Marlins Baseball Club from 1992-1995 in ticketing. He also managed ticket operations for the Marlins Spring Training site, Space Coast Stadium in Melbourne, when it first opened.

Boyan graduated from Georgetown University in 1992 where he also played varsity baseball. Boyan and his wife, Christine, live in Plantation with their two children, Rachel and Jack.



DOLPHINS HOLD NFL RECORD FOR CONSECUTIVE HOME WINS

The Dolphins own the NFL record for consecutive home games won. Over a four-year stretch from 1971-74, they compiled 27 straight regular season wins at the Orange Bowl. The streak began in the second home game of 1971, a 41-3 decision over New England on October 17, and ended in the 1975 season-opener, a 31-21 loss to Oakland on September 22. The most recent team to threaten this mark was the Green Bay Packers, who won 25 consecutive regular season contests at Lambeau Field between 1995-98 before dropping a 37-24 decision to Minnesota on October 5, 1998.



MARK BROCKELMAN

SENIOR VICE PRESIDENT/CHIEF FINANCIAL AND ADMINISTRATIVE OFFICER

COLLEGE: MARQUETTE
NFL: SECOND SEASON
DOLPHINS: SECOND SEASON




Mark Brockelman was named as Senior Vice President/Chief Financial and Administrative Officer of the Miami Dolphins and Sun Life Stadium in 2011. He oversees all aspects of the financial and administrative departments within the organization, including finance and human resources. In this capacity, Brockelman reports directly to Dolphins Chief Executive Officer Mike Dee.

Prior to joining the Dolphins, Brockelman served as the Chief Financial Officer at eScreen, Inc. eScreen develops, manufactures and markets employment screening products for hiring and maintaining an efficient workforce. He also served as the Executive Vice President and Chief Financial Officer at Ascend Media, LLC for four years, culminating in the ultimate sale of the company. Ascend was a leading business-to-business, media-focused enterprise specializing in directories, professional magazines and journals, conferences and trade shows, continuing medical education, and Internet properties and databases serving the medical, dental, healthcare, food, beverage, packaging, gaming and business services industries.

This is Brockelman's second stint in South Florida. He previously spent five years at American Media, Inc. (AMI), a Boca Raton based company that publishes enthusiast publications such as the National Enquirer, Star, Globe, Shape, Men's Fitness, Fit Pregnancy and Natural Health. Mark was AMI's Vice President of Finance and Chief Accounting Officer. In his early career, Brockelman spent seven years at Arthur Andersen LLP in Chicago and West Palm Beach as a Senior Audit Manager.

Brockelman is a graduate of Marquette University, where he earned a Bachelor's degree in accounting and finance. He is also a Certified Public Accountant.



BILL GALANTE

SENIOR VICE PRESIDENT OF OPERATIONS-DAVIE

COLLEGE: ST. MARY'S
NFL: 19TH SEASON
DOLPHINS: 19TH SEASON




Bill Galante is in his 19th season with the Miami Dolphins and Sun Life Stadium. As Senior Vice President of Operations-Davie, Galante is responsible for the supervision of the Dolphins facility operations at the Davie training headquarters, while overseeing several business aspects, including game operations, team travel and ticket operations. In 2007, those duties included managing all of the logistics involved in hosting the NFL's first-ever regular season game overseas in London, and he handled those same challenges in 2008 when the Dolphins traveled to Canada to play the Bills in Toronto.

Galante spent his first six years in Miami overseeing the stadium's ticket sales, including the last three seasons as Vice President - Ticket Sales and Operations. During that time, he

also oversaw the ticket operations of the Florida Marlins, including their inaugural season in 1993 and their World Championship season in 1997. He began his career with the Chicago Cubs in 1983.

Bill and his wife, Barbara, are members of the ALS Association, which works toward finding a cure for Lou Gehrig's Disease. They live in Plantation with their son, Christian.



Harvey Greene is in his 24th season with the Miami Dolphins and his 11th as the club's Senior Vice President of Media Relations. He and his staff are responsible for the strategic planning and implementation of the team's media policy on both a local and a national level.

During his tenure with the Dolphins, Greene and his staff twice were recipients of the Pete Rozelle Award, an annual honor awarded by the Professional Football Writers of America to the NFL's best public relations department, and were finalists again in 2011. In addition, Greene also has worked on the NFL PR staff at all but one of the past 23 Super Bowls and at two Pro Bowls.

Before joining the Dolphins, Greene spent almost four seasons as the Director of Media Relations for the New York Yankees (1986-89), where he served as the main spokesman for principal owner George Steinbrenner. Prior to that, he spent three years as Director of Public Relations and Broadcasting for the Cleveland Cavaliers (1983-86), twice winning the McHugh/Splaver Award as the outstanding PR Director in the NBA. During his tenure with the Yankees he was part of Major League Baseball's PR staff for the World Series and served in a similar capacity at the NBA Finals when he was with the Cavs. He also worked for three years (1980-83) as the PR Director for the Madison Square Garden Network, the country's largest regional sports television network.

Internationally, Greene has worked three Olympic Games in a media relations role. He served as an Assistant Venue Press Chief for the men's and women's basketball competition at the 1984 Olympics in Los Angeles and supervised media center operations for figure skating and short-track speed skating at the 2002 Winter Olympics in Salt Lake City and for the men's ice hockey competition at the 2010 Winter Olympics in Vancouver. He also was an Assistant Venue Press Chief for the 1994 Soccer World Cup and for the World Baseball Classic in 2006 and 2009.

On a civic level, Greene was a press officer at the 2004 Democratic Convention in Boston and was a press advance lead for President Bill Clinton and Senator Hillary Clinton during portions of her 2007-08 presidential campaign. Since then, he has continued to serve periodically in an advance capacity for President Clinton and on White House trips for Vice President Joe Biden, including his visit to Italy in 2011.

Greene received his B.A. with honors in Chemistry from the University of Pennsylvania and an M.S. in Sports Administration from the University of Massachusetts. He resides in Parkland with his wife, Cathy.



DOLPHINS AMONG LEAST PENALIZED TEAMS

In 2011, the Dolphins committed just 85 penalties, the fourth fewest total in the NFL that season. In fact, over the past five NFL seasons from 2007-11, the Dolphins committed just 407 penalties, the fourth lowest total in the NFL over that time span, behind only Indianapolis (382), New England (386) and Atlanta (405).



Tery Howard is entering her 14th season with the Miami Dolphins and Sun Life Stadium as Senior Vice President-Chief Technology Officer. She joined the Dolphins after 15 years with Carnival Cruise Lines, where she gained experience managing all of Carnival's shipboard technologies.

As the CTO, Howard is responsible for managing and directing the technology initiatives and strategic direction of business operations at the Miami Dolphins and Sun Life Stadium. Her primary focus includes infrastructure, telecommunications, business systems and broadcast media, converging the technologies and services to position Sun Life Stadium and the Miami Dolphins at the forefront of the industry.

After successfully deploying FanVision at Sun Life Stadium for the Miami Dolphins, Howard was tapped by owner Stephen Ross in 2010 to lead the company's deployment, distribution and activation of FanVision to twelve NFL and two NCAA stadiums. Howard also oversaw the expansion of the program at Sun Life Stadium to 25,000 devices, the largest deployment of any stadium.

Respected throughout the industry, Howard is frequently called upon to contribute to IT presentations, panel discussions and workshops. Under her leadership, Sun Life Stadium and the Miami Dolphins were recognized by InfoWorld as one of the "Top 100" companies who have made the best use of technology to enhance their business, and was also recognized by PC Magazine as one of the "Top 10" companies that are using technology in intelligent ways to improve their business. Howard was also recognized by Sports Business Journal in 2011 as a Game Changer in Sports for her innovation and impact to the sports industry. Howard was also a finalist for the Technology Leader of the Year Award at the Greater Miami Chamber of Commerce.

In addition to her responsibilities within the Dolphins' organization, Howard is also actively involved in various community initiatives and advisory boards, providing guidance and a leadership role in the community and beyond.

Howard earned a Bachelor of Science and a Masters in Business Administration from Florida International University (FIU), and resides in Miami Beach with her husband Eric Howard and three children, Natalie, Charlie and Monica.



THREE DOLPHINS NAMED PRO BOWL MVP

Three Dolphins have been named Most Valuable Player in the Pro Bowl. The first to do it was kicker Garo Yepremian, who accomplished the feat in the 1974 game, when he kicked five field goals, including a 42-yarder with 21 seconds remaining, lifting the AFC to a 15-13 victory over the NFC. Almost 30 years later, running back Ricky Williams duplicated the achievement, when he rushed for 56 yards and two touchdowns, and forced a fumble on special teams, en route to the AFC's 45-20 triumph in the 2003 contest, following the 2002 season. The most recent Dolphins player named Pro Bowl MVP was wide receiver Brandon Marshall, as he caught six passes for 176 yards and a Pro Bowl-record four touchdowns as the AFC used a second-half surge to beat the NFC, 59-41, in the 2012 Pro Bowl.



CLAUDIA LEZCANO DEL CAMPO

SENIOR VICE PRESIDENT-CHIEF MARKETING OFFICER

COLLEGE: MIAMI (FLA.)
NFL: FIRST SEASON
DOLPHINS: FIRST SEASON




Entering her first season as the team's Senior Vice President-Chief Marketing Officer, Claudia Lezcano del Campo oversees the organization's marketing, community relations, events and entertainment and digital and print media departments. She also heads up the Miami Dolphins Foundation, which is devoted to providing and supporting signature education, health, youth athletic programs and volunteer activities that inspire and engage communities throughout Florida.

Prior to joining the Dolphins, Lezcano del Campo worked for eight years with the Burger King Corporation, most recently serving as Vice President, North America Marketing Communications. In that capacity, she led the marketing strategy and communications for the corporation's North American market inclusive of media, advertising, digital/social, merchandising and public relations. Previous she had served as the corporations Sr. Director, Latin America Marketing where she was responsible for the strategic planning, sales forecasting, budgeting, marketing, performance analysis, consumer insights public relations, new product development and franchise relations for more than 1,100 restaurants in Mexico, Central and South America and the Caribbean.

A graduate of the University of Miami where she earned a Bachelor's degree in marketing, Lezcano del Campo is a life-long Dolphins fan with strong ties to South Florida community. She has spent countless hours working in the community with the Big Brothers Big Sisters of Greater Miami.

Lezcano del Campo resides in South Miami, with her husband, Ed, and stepdaughters, Alexandra and Sophia.



NAT MOORE

SENIOR VICE PRESIDENT/SPECIAL ADVISOR

COLLEGE: FLORIDA
NFL: 20TH SEASON
DOLPHINS: 20TH SEASON




Longtime Miami Dolphins player and executive Nat Moore was named as the team's Senior Vice President/Special Advisor on April 1, 2012. Moore oversees the Dolphins alumni activities and in an expanded senior advisory role works closely with Dolphins Chief Executive Officer Mike Dee on a variety of special projects.

One of the most celebrated players in Dolphins history, Moore was drafted in the third round of the 1974 draft (78th overall) out of the University of Florida. Moore spent his entire 13-year NFL career as one of the most productive offensive players in Dolphins' history. Moore ranks among the top three players in team history in seven major statistical categories. He is second in team history in career touchdowns (75), receiving touchdowns (74) and combined

yardage (8,950) and third in receptions (510), receiving yards (7,547), total yards from scrimmage (7,795) and receiving touchdowns (12) in a season.

Moore earned All-Pro recognition and was a Pro Bowl selection in 1977 and was named the team's Most Outstanding Receiver in six straight years (1974-79). On December 5, 1999, the Dolphins organization honored Moore as the 12th honoree and second receiver to be inducted into the Dolphin Honor Roll. He also is one of 15 former Dolphins to be inducted into the Florida Sports Hall of Fame.

Establishing a positive reputation on and off the field led Moore to be named the 1984 NFL "Man of the Year," an honor bestowed on the player who gives outstanding service to his community, and earned him the 1986 Byron White Humanitarian Award for his service to his team, community and country. In recognition of Moore's impact in South Florida, in 2005 the Dolphins renamed their community service award to The Nat Moore Community Service Award. This award is given each year to a Miami Dolphins player recognized for his involvement in the South Florida community.

The former wide receiver founded the Nat Moore Foundation in 1998 to improve the quality of life for disadvantaged Miami Dade County youth and their communities by focusing on education, sports development and youth health needs. The foundation has granted funds to area non-profit organizations that offered services to enrich the lives of disadvantaged youth. Since its founding, the Nat Moore Foundation has dispersed more than \$1,800,000 to South Florida-based programs and initiatives.

In addition, Moore has represented the Dolphins franchise at countless charitable and civic activities. He handled alumni, youth and special projects for the team starting in 2006, serving as a key organizational liaison to former Dolphins players and coaches nationwide. He represents the alumni on the team's Honor Roll selection committee and is a major contributor to all of the organization's activities honoring the great teams and individuals in Dolphins history.

JIM RUSHTON
SENIOR VICE PRESIDENT-CHIEF REVENUE OFFICER

COLLEGE: HAMILTON
NFL: FOURTH SEASON
DOLPHINS: FOURTH SEASON

Jim Rushton is the Chief Revenue Officer, Senior Vice President, of Tickets, Corporate Partnerships and Integrated Media for the Miami Dolphins and Sun Life Stadium. In this capacity, he is responsible for all revenue associated with the Miami Dolphins and Sun Life Stadium, including tickets (suite, club, season and individual game); corporate partnerships (exclusive and non-exclusive sponsorships and intellectual property rights); and integrated media (television, radio, print, digital, mobile and social media); as well as all audio, video and text media distribution partnerships.

Rushton joined the Dolphins from Entercom Communications where he spent 16 years, lastly as Vice President Sports of Sales and Marketing for Entercom and Entercom New England. He was responsible for all revenues associated with WEEI Sports Radio Network including the Boston Red Sox and Boston Celtics radio networks and the New England Patriots Monday/Friday radio network.

During his tenure with Entercom, Rushton helped establish WEEI as one of the most successful all-sports stations in the United States. In this time, the Red Sox radio network grew to become the highest grossing play-by-play franchise in all of Major League Baseball. Rushton has also been a pioneer in integrating the radio businesses for which he was responsible into a multi-media platform that activated advertising/sponsorship campaigns utilizing audio, visual, text/mobile, experimental and sports media assets. This included the launch and development of WEEI.com

Rushton re-located to South Florida in mid-November 2009 and since then has been part of the team that renamed the stadium Sun Life Stadium, hosted the Orange Bowl, Pro Bowl, and Super Bowl, and negotiated a new multi-media broadcast agreement with Clear Channel Communications, Univision Radio / Interactive, and CBS Television. He also integrated the Dolphins audio, video and text media assets, established the Dolphins "3 Stadiums," "Content First, Media Device Second" and "Dolphins Business Alliance" sponsorship and integrated media strategies; and launched new integrated media programming including Dolphins 5th Quarter Post-Game Show, "The Finsiders" Game Day and Non-Game Day Programming, "Finsiders Final Drive" on NFL Network in South Florida, and "Juntos Con Los Dolphins" Hispanic Programming.

Rushton has a track record of community involvement through the development and support of a variety of charity initiatives including the WEEI Hot Dog Safari to support Cystic Fibrosis, the Worcester Cold Storage Fire Radio-thon to support the families of the six fallen Worcester Firefighters, the Jimmy Fund WEEI / NESN Radio-Telethon to support Dana Faber Cancer Institute, the Dolphins Special Teams Unit Community Volunteer Organization, and the Dolphins Cycling Challenge to support the University of Miami Sylvester Cancer Center.

Jim has completed five Boston Marathons, two Ragnar Relay Runs from Miami to Key West and two 170-mile Dolphins Cycling Challenge bike rides.




BOB LYNCH
VICE PRESIDENT OF CORPORATE PARTNERSHIPS AND INTEGRATED MEDIA GROUP SALES

COLLEGE: DELAWARE
NFL: THIRD SEASON
DOLPHINS: THIRD SEASON

Bob Lynch is entering his third season with the Dolphins and first season as Vice President of Corporate Partnerships and Integrated Media. He originally joined the organization on March 19, 2010, as Vice President, Integrated Media.

Prior to joining the Dolphins, Lynch oversaw sales for the Eastern region for Westwood One's Metro Networks, based in New York. Previously, Lynch held sales management roles as Clear Channel Media Entertainment in New York City, and business development positions with Z100, the country's largest radio station, as well as with Entercom Communications' Red Sox Radio Network and WRKO in Boston.

Lynch grew up in Stamford, Conn. and played college football at Temple University and the University of Delaware, where he graduated in 2002. His father, Bob, was a former college football coach and NFL scout with the Philadelphia Eagles. He and his wife, Gillian, reside in Hollywood Beach, Fla.



DOLPHINS DRAFT FROM FLORIDA COLLEGES

The Dolphins have selected a player from a Florida university in 24 of the team's 46 college drafts. Overall, the Dolphins have drafted 43 players from a Florida school, most recently defensive end Olivier Vernon in the third round and running back Lamar Miller in the fourth round, both out of the University of Miami, in 2012. With the selection of center Mike Pouncey out of the University of Florida in 2011, the Dolphins have selected a player from the state of Florida seven times in the first round. The University of Miami leads the way with 17 Dolphins draftees, followed by 11 from the University of Florida, eight from Florida State University, four from the University of Tampa, two from Bethune-Cookman and one from Florida A&M.

GEORGE TORRES

VICE PRESIDENT OF TICKET SALES AND RETENTION

COLLEGE: FLORIDA
INTERNATIONAL
NFL: SEVENTH SEASON
DOLPHINS: SEVENTH SEASON



George Torres enters his seventh season with the Dolphins and first in his current role as Vice President of Ticket Sales and Retention. Torres oversees ticket sales for general and premium seating, executive suites and specialty products as well as the member retention department. Previously, Torres oversaw the team's marketing and communications department. In that capacity, he was responsible for the organization's marketing and corporate public relations, Hispanic outreach strategies, fan database, e-marketing programs and the overall advertising campaign.

Torres joined the Dolphins organization in 2006 following 23 years with The Miami Herald Media Company. During his tenure at The Miami Herald and El Nuevo Herald, he held a variety of positions including Director of Marketing & Community Affairs, with responsibility for media partnerships, consumer marketing, sports sponsorships, public relations and community programs. Key among the community programs was the Athletic Awards, Silver Knight Awards, Spelling Bee and the annual Wish Book philanthropic campaign. Torres developed the Herald's consumer and sports marketing departments which established strong partnerships with all of the major sports teams in South Florida. He also formed strategic media alliances and oversaw the implementation across the organization. Earlier in his career, Torres led the sales and retention departments for the newspapers where he introduced database marketing and produced all-time subscription sales for the company.

An alumnus and Hall of Fame member of Miami Dade College, Torres graduated from Florida International University. He also completed the NFL Leadership Program at the Graduate School of Business at Stanford University.

His deep roots in South Florida led Torres to serve on the board of Hands On Miami, Neighbors4Neighbors and The Education Fund. Torres has been lauded for his public service, receiving accolades from the Miami-Dade County Commission and the National Multiple Sclerosis Society. He received the prestigious Silver Knight Award from The Miami Herald and the Education Champion Award from The Ed Fund of Miami-Dade. Torres also is called upon regularly to be a speaker on sports and Hispanic marketing.

Torres is married to Carmen Chediak and they have two children, Anthony and Natalie.



A PLAYER'S COACH

When Bryan Cox was named the team's pass rush coach in 2011, he became the ninth person to have both played and coached with the Dolphins. Cox was chosen by Miami in the fifth round of the 1991 Draft and played the first five years of his career with the Dolphins at linebacker (1991-95). The first to have achieved this was Bob Matheson, who was a linebacker from 1971-79 before going on to serve with the staff from 1983-86. The others who followed Matheson and preceded Cox are Larry Seiple (P/RB/TE, 1967-77; Coach, 1988-99), Tony Nathan (RB, 1979-87; Coach, 1989-95), Dwight Stephenson (C, 1980-87; Coach, 1992), Bernie Parmalee (RB, 1992-98; Coach, 2002-04), Jeff Dellenbach (T/C, 1985-94; Coach, 2004), Terry Robiskie (FB, 1980-81; Coach, 2007) and James Saxon (RB, 1992-94; Coach, 2008-10). In addition, while not seeing action in a game, Jason Garrett served as the team's 3rd quarterback for five games in 2004 before joining the coaching staff from 2005-06 as the team's quarterbacks coach.

COACHING STAFF



JOE PHILBIN

HEAD COACH

COLLEGE: WASHINGTON
& JEFFERSON

NFL: TENTH SEASON

DOLPHINS: FIRST SEASON




Joe Philbin was named the tenth head coach in Miami Dolphins team history by Chairman of the Board/Managing General Partner Stephen Ross and General Manager Jeff Ireland on January 20, 2012. Philbin joined Miami with 28 years of coaching experience, including 19 in the college ranks.

Prior to joining the Dolphins, Philbin served as the Green Bay Packers' offensive coordinator from 2007-11. He originally joined the Packers on February 10, 2003 as assistant offensive line coach. He was promoted to tight ends/assistant offensive line on February 27, 2004 and was promoted by Head Coach Mike McCarthy to offensive line coach on January 17, 2006, and then to offensive coordinator on January 15, 2007.

From 2007-11, Philbin directed an offensive unit which ranked in the top 10 in both total yards and total points, one of only two teams in the league (New England) to accomplish that feat during the period. Green Bay's point total (2,263) was third in the league over that five-year span, trailing only New England (2,457) and New Orleans (2,283):

NFL OFFENSIVE LEADERS FROM 2007-11

| POINTS | | PASSING TOUCHDOWNS | | GROSS YARDS | |
|------------------|--------------|--------------------|------------|------------------|---------------|
| TEAM | POINTS | TEAM | TDs | TEAM | YARDS |
| New England | 2,457 | New England | 175 | New Orleans | 32,935 |
| New Orleans | 2,283 | New Orleans | 175 | New England | 32,253 |
| GREEN BAY | 2,263 | GREEN BAY | 170 | GREEN BAY | 30,964 |
| San Diego | 2,152 | Dallas | 153 | Philadelphia | 30,844 |
| Philadelphia | 2,016 | San Diego | 142 | Houston | 30,665 |

Green Bay reached the playoffs in four of Philbin's five seasons as offensive coordinator. In three of those appearances, the Packers set team postseason records for most points in a game, with 42 vs. Seattle in 2007, 45 at Arizona in 2009, and 48 at Atlanta in 2010.

During his five seasons as offensive coordinator, a total of 12 Packers were selected to the Pro Bowl, including wide receiver Greg Jennings (second appearance), fullback John Kuhn (first), quarterback Aaron Rodgers (second) and center Scott Wells (first), in 2011.

In 2011, the Packers set single-season franchise records for regular-season games won (15), total points (560), average points per game (35.0), total points at home (321), average points per game at home (40.1), touchdowns (64), net passing yards (4,924) and fewest giveaways (14). The 2011 season marked the third straight campaign (2009-11) that the Packers averaged at least 250.0 net passing yards. Prior to that three-year span, Green Bay had never accomplished that feat in consecutive seasons.

Rodgers established himself as one of the league's elite passers in 2011 as he posted a 122.5 passer rating, the best single-season mark in NFL history. He also set an NFL single-season record with 13 games with a 100-plus quarterback rating and 12 games with 110-plus rating. He also set franchise marks with 4,643 passing yards and 45 TDs while becoming the only quarterback in NFL history to pass for 4,000+ yards and have six or fewer INTs.

Green Bay's 6,482 total net yards in 2011 ranks first in franchise history, besting the 2004 total of 6,357 yards. The Packers' 560 points for the 2011 season ranks second in NFL single-

season annals behind only the 2007 New England Patriots (589). With 70 total touchdowns in 2011, Green Bay tied the 1984 Miami Dolphins for the second-most TDs in a season in NFL history, behind only the 2007 New England Patriots (75 TDs). The Packers' turnover differential of plus-24 in 2011 tied for the second-best in franchise history behind only the plus-26 margin in 1943.

In 2010, en route to the franchise's 13th world championship, the Packers finished with the NFL's fifth-ranked passing offense at 257.8 yards per contest. It was the first time in franchise history that the Packers averaged 250.0 net passing yards in back-to-back seasons. Rodgers finished in the top 10 in nearly every passing category, falling just 78 yards short of his third straight 4,000-yard season despite missing one-and-a-half games due to a concussion. The Packers also posted two 45-point games during the regular season, the first time Green Bay had accomplished that feat since 1983.

From 2008-09, the Packers became the first team in league history to have a 4,000-yard passer (Rodgers), a 1,200-yard rusher (Ryan Grant) and two 1,000-yard receivers (Greg Jennings, Donald Driver) in back-to-back seasons. The 2009 unit was particularly prolific, compiling a then-franchise-record 461 points and gaining 6,065 total net yards, which at the time was the third-most in team history. The 2009 offense also led the league in time of possession (33:03) and in fewest turnovers (16), both franchise bests.

In 2007, behind quarterback Brett Favre's MVP-caliber season, the offense ranked second in the NFL in total yards. That ranking was Green Bay's highest since 1983, while the 5,931 net yards and 435 total points both rank fourth on the franchise's single-season list. Favre's 4,155 yards passing that year combined with Rodgers' 4,038 yards in 2008 marked the first time in league history a team had different 4,000-yard passers in consecutive years.

Philbin's move from offensive line coach to offensive coordinator helped maintain continuity with the young offensive linemen and zone-blocking scheme. In 2006, Philbin oversaw a line that had three rookies (Daryn Colledge, Jason Spitz and Tony Moll) combine for 38 starts. Despite injuries that led to five different starting combinations, the Packers allowed only 24 sacks and improved their run production by a half-yard per carry.

In 2005, Philbin's tight ends contributed to a passing game hampered by injuries. Green Bay joined Tennessee as one of only two NFL teams to have three tight ends record at least 25 receptions each that season, as Philbin effectively blended Donald Lee into the offense despite the tight end's late-preseason arrival.

Philbin's group in 2004 contributed to an offense that racked up more total yards (6,357) and passing yards (4,449) than any team in franchise history to that point. As proved in 2003, the line played an integral role in the NFL's third-ranked offense, including team marks for first downs (354), completions (382) and fewest sacks (14). In 2003, Philbin's teaching played a role in a rushing offense that improved from 12th the year before to third in the NFL, proving to be one of the best lines in team history.

Philbin came to Green Bay after four seasons as offensive line coach at the University of Iowa (1999-2002). Under Philbin's stewardship, Iowa fielded one of college football's finest offensive lines in 2002, helping the Hawkeyes finish second in the Big Ten Conference in rushing (214.2 yards per game). Philbin pupils Eric Steinbach, Robert Gallery and Bruce Nelson earned three of the five first-team All-Big Ten linemen spots, while Steinbach earned consensus All-America honors. Over the next two years, all three were selected in the first two rounds of the NFL Draft.

Prior to coaching at Iowa, Philbin served as offensive coordinator and offensive line coach at Harvard University (1997-98). Under his direction in 1997, the Crimson established 15 offensive records. Five members of his offensive squad earned All-Ivy League honors, including Matt Birk, a 1998 draft choice and six-time Pro Bowl selection.

Philbin was offensive coordinator/offensive line coach at Northeastern University (1995-96) and offensive line coach at Ohio University (1994). He also spent four seasons (1990-93) at Allegheny College, highlighted by two undefeated regular seasons and an NCAA Division III national championship in 1990.

Born in Springfield, Mass., Philbin is a 1984 graduate of Washington & Jefferson College (Pa.), where he played tight end (1980). He also possesses a master's degree in education from Tulane University (1986). He is married to Diane, and the couple have five children, Matthew, John, Kevin, Tim, Colleen and a deceased son, Michael.

JOE PHILBIN'S COACHING CAREER

| | |
|-----------|--|
| 1984-85 | Tulane University – Graduate Assistant |
| 1986-87 | Worcester Tech – Offensive Line |
| 1988-89 | U.S. Merchant Marine Academy – Offensive Line |
| 1990-93 | Allegheny College – Offensive Coordinator/Offensive Line Coach |
| 1994 | Ohio University – Offensive Line Coach |
| 1995-96 | Northeastern University – Offensive Coordinator/Offensive Line Coach |
| 1997-98 | Harvard University – Offensive Coordinator/Offensive Line Coach |
| 1999-2002 | University of Iowa – Offensive Line Coach |
| 2003-11 | Green Bay Packers – Assistant Offensive Line Coach (2003) – Tight Ends/Assistant Offensive Line Coach (2004-05) – Offensive Line Coach (2006) – Offensive Coordinator (2007-11) |
| 2012- | Miami Dolphins – Head Coach |

JOE PHILBIN'S CAREER RECORD

| YEAR | TEAM | POSITION | REGULAR SEASON | POST-SEASON | POSTSEASON RECAP |
|------|----------------------------|----------------------|----------------|-------------|--------------------------------------|
| 1986 | Worcester Tech | Offensive Line | 5-3 | | |
| 1987 | Worcester Tech | Offensive Line | 2-6 | | |
| 1988 | U.S. Merchant Marine Acad. | Offensive Line | 2-8 | | |
| 1989 | U.S. Merchant Marine Acad. | Offensive Line | 5-4 | | |
| 1990 | Allegheny College | Off. Coord./OL | 9-0-1 | 4-0 | Div III National Champions |
| 1991 | Allegheny College | Off. Coord./OL | 10-0 | 1-1 | Div III National Quarterfinals |
| 1992 | Allegheny College | Off. Coord./OL | 8-2 | | |
| 1993 | Allegheny College | Off. Coord./OL | 9-1 | 0-1 | Div III National First Round |
| 1994 | Ohio University | Offensive Line | 0-11 | | |
| 1995 | Northeastern University | Off. Coord./OL | 4-7 | | |
| 1996 | Northeastern University | Off. Coord./OL | 6-5 | | |
| 1997 | Harvard University | Off. Coord./OL | 9-1 | | |
| 1998 | Harvard University | Off. Coord./OL | 4-6 | | |
| 1999 | University of Iowa | Offensive Line | 1-10 | | |
| 2000 | University of Iowa | Offensive Line | 3-9 | | |
| 2001 | University of Iowa | Offensive Line | 6-5 | 1-0 | Won Alamo Bowl (Texas Tech) |
| 2002 | University of Iowa | Offensive Line | 11-1 | 0-1 | Lost Orange Bowl (Southern Cal) |
| 2003 | Green Bay Packers | Ass't Off. Line | 10-6 | 1-1 | Lost Divisional Round (Philadelphia) |
| 2004 | Green Bay Packers | T.E./Ass't Off. Line | 10-6 | 0-1 | Lost Wild Card Round (Minnesota) |
| 2005 | Green Bay Packers | T.E./Ass't Off. Line | 4-12 | | |
| 2006 | Green Bay Packers | Offensive Line | 8-8 | | |
| 2007 | Green Bay Packers | Off. Coordinator | 13-3 | 1-1 | Lost NFC Champ. (N.Y. Giants) |
| 2008 | Green Bay Packers | Off. Coordinator | 6-10 | | |
| 2009 | Green Bay Packers | Off. Coordinator | 11-5 | 0-1 | Lost Wild Card Round (Arizona) |
| 2010 | Green Bay Packers | Off. Coordinator | 10-6 | 4-0 | Won Super Bowl XLV (Pittsburgh) |
| 2011 | Green Bay Packers | Off.Coordinator | 15-1 | 0-1 | Lost Divisional Round (N.Y. Giants) |

JOE PHILBIN'S CAREER RECORD (Cont'd)

| | REGULAR SEASON | | | | ALL GAMES | | | |
|--------------------------------------|----------------|------------|----------|-------------|------------|------------|----------|-------------|
| | W | L | T | PCT. | W | L | T | PCT. |
| College Assistant | 94 | 79 | 1 | .543 | 100 | 82 | 1 | .549 |
| NFL Assistant | 87 | 57 | 0 | .604 | 93 | 62 | 0 | .600 |
| 26-YEAR COACHING HISTORY | 181 | 136 | 1 | .571 | 193 | 144 | 1 | .572 |



BLUE ADAMS

ASSISTANT DEFENSIVE BACKS

COLLEGE: CINCINNATI
NFL: FIRST SEASON
DOLPHINS: FIRST SEASON




Blue Adams enters his first season with the Dolphins after being named assistant defensive backs coach on February 10, 2012.

Adams joins the Dolphins after spending the 2011 season at the University of Northern Iowa working with the school's defensive backs. In 2010, he was a defensive graduate assistant at Purdue University, working with the secondary.

A seventh-round selection of the Detroit Lions in the 2003 NFL Draft, Adams played for the Lions and Jacksonville Jaguars in 2003. In 2004, he played for NFL Europe's Rhein Fire. From 2005-08, Adams returned to the NFL seeing action with the Tampa Bay Buccaneers, Cincinnati Bengals and Atlanta Falcons. Adams tallied 51 tackles in his 50 career NFL games. He closed his professional playing career in 2009 as a defensive back for the Montreal Alouettes of the Canadian Football League.

Adams played four years as a defensive back at the University of Cincinnati, recording a school-record 12 interceptions in his career. He was a second-team All-Conference USA selection as a senior. A 1997 graduate of Miami (Fla.) Senior High School, Adams earned honorable mention All-State and first-team All-County honors as a senior. He finished the year with 69 tackles, four interceptions, four sacks, two forced fumbles and two fumble recoveries.

BLUE ADAMS' COACHING CAREER

| | |
|------|---|
| 2010 | Purdue University – Defensive Graduate Assistant, Secondary |
| 2011 | University of Northern Iowa – Defensive Backs Coach |
| 2012 | Miami Dolphins – Assistant Defensive Backs |



DOLPHINS PICK SIX IN 2011

Cornerback Vontae Davis' second quarter interception at Buffalo on December 18, 2011 marked the sixth straight game in 2011 that the Dolphins recorded an interception. It was the seventh time in team history that the Dolphins have had a streak of six consecutive games with an interception. The last six-game interception streak began December 12, 1995 and went through September 15, 1996 and consisted of 11 interceptions. The longest streak in Dolphins history of consecutive games with an interception is 13 straight games, which began on October 28, 1984 and ended on October 6, 1985.



Lou Anarumo enters his first season with the Dolphins after being named defensive backs coach on February 4, 2012.

Anarumo joins the Dolphins after spending eight seasons (2004-11) as defensive backs coach at Purdue University. With four new starters in 2010, the Boilermaker secondary featured true freshman cornerback Ricardo Allen, who finished with three interceptions, returning two of them for touchdowns, and led the Big Ten in interception return yardage en route to earning freshman All-America honors. Cornerbacks Brandon King and David Pender were named second team All-Big Ten in 2009, while safety Torri Williams was an honorable mention selection. Pender finished his career ranked tied for second in school history with 33 pass breakups. From 2005 to 2006, the Boilermakers rebuilt their secondary and improved from 287.3 passing yards allowed per game to 241.2 yards. In 2008, they ranked third overall in the Big Ten, surrendering just 183.2 yards per game. That figure dropped to 152.5 yards in conference games and was tops in the Big Ten. Safety Bernard Pollard was selected by the Kansas City Chiefs in the second round (54th overall pick) of the 2006 NFL draft, becoming the highest-drafted Purdue defensive player since linebacker Fred Strickland (47th overall) by the Los Angeles Rams in 1988.

Anarumo came to the Boilermakers from Marshall, where he coached the defensive backs from 2001-03. He also served as special teams coordinator in 2003. The Thundering Herd ranked 10th in the nation in passing defense in 2003, allowing 177.4 yards per game. They were sixth in 2002 at 161.5 yards after ranking 37th in 2001 at 198.7 yards. Marshall compiled a 30-8 record over the three seasons and won the GMAC Bowl in 2001 and 2002. Strong safety Chris Crocker was a third-round selection of the Cleveland Browns in the 2003 Draft.

Prior to his stint at Marshall, Anarumo was assistant head coach at Harvard from 1995-2000, working with the defensive backs and coordinating the special teams. During his tenure, he helped build a pass defense regarded among the finest in the Ivy League. The Crimson led the league in pass efficiency defense in 1999 and ranked second in interceptions in 2000.

From 1992-94, Anarumo was defensive coordinator and defensive backs coach at the U.S. Merchant Marine Academy. He also served as the admissions liaison to the athletics department.

Anarumo was a graduate assistant coach at Syracuse during the 1990-91 seasons. He was assistant defensive backs coach under Phil Elmassian - whom Anarumo replaced on the Boilermaker staff - and was responsible for film breakdown and organization of the scout teams.

From January to June 1990, Anarumo was a part-time running backs coach at Wagner College. He filled that same role at the United States Merchant Marine Academy from September 1989 to January 1990.

A native of Staten Island, N.Y., Anarumo earned his B.S. degree in special education from Wagner in 1990. While in college, he served as head junior varsity coach at Susan Wagner High School in Staten Island, N.Y.

Anarumo and his wife, Fran, have three children: Madison, Louis and Christopher.

LOU ANARUMO'S COACHING CAREER

| | |
|-----------|---|
| 1989-90 | United States Merchant Marine Academy – Part Time Running Backs Coach |
| 1990 | Wagner College – Part Time Running Backs Coach |
| 1990-91 | Syracuse University – Graduate Assistant Coach |
| 1992-94 | United States Merchant Marine Academy – Defensive Coordinator/Defensive Backs |
| 1995-2000 | Harvard University – Assistant Head Coach |
| 2001-03 | Marshall University – Defensive Backs Coach |
| 2004-2011 | Purdue University – Defensive Backs Coach |
| 2012 | Miami Dolphins – Defensive Backs Coach |



CHARLIE BULLEN

DEFENSIVE ASSISTANT

COLLEGE: IOWA
NFL: FIRST SEASON
DOLPHINS: FIRST SEASON




Charlie Bullen enters his first season with the Dolphins after being named defensive assistant on February 10, 2012.

Bullen joins the Dolphins after spending the 2009-11 seasons as a graduate assistant coach working with the defense at the University of Iowa. Bullen also served as a student assistant for two seasons, working with then offensive coordinator and current Dolphins wide receivers coach Ken O'Keefe and the Hawkeye quarterbacks while completing work towards his bachelor's degree.

Bullen served as a volunteer assistant coach at Iowa City High School in 2006, working with the quarterbacks. City High posted a 9-2 record in 2006 and reached the state quarterfinals.

Prior to attending Iowa, Bullen played quarterback at Harper College in Palatine, Illinois. Bullen was also a member of the Harper College program that won a non-scholarship national title in 2003. Bullen earned an associate degree in business administration from Harper College in 2005 and his bachelor's degree in finance from Iowa in 2008. He is pursuing his master's degree in sports management.

A member of the American Football Coaches Association, Bullen is a native of Palatine, Illinois.

CHARLIE BULLEN'S COACHING CAREER

| | |
|---------|---|
| 2009-11 | University of Iowa – Graduate Assistant Coach |
| 2012 | Miami Dolphins – Defensive Assistant Coach |



DAN CAMPBELL

TIGHT ENDS

COLLEGE: TEXAS A&M
NFL: THIRD SEASON
DOLPHINS: THIRD SEASON




Dan Campbell enters his second season as Miami's tight ends coach in 2012. He originally joined the Dolphins prior to the 2010 season as a coaching intern/offense. In 2011, Campbell tutored a young group led by a reliable veteran Anthony Fasano who had 32 receptions for 451 yards and five touchdowns.

Campbell joined the Dolphins after 11 years of playing experience with the New York Giants (1999-2002), Dallas Cowboys (2003-05), Detroit Lions (2006-08) and New Orleans Saints (2009). A third-round selection of the Giants in the 1999 NFL draft, the former tight end appeared in a total of 114 games with 75 starts and caught 91 passes for 934 yards and 11 touchdowns.

Campbell attended Texas A&M where he was a four-year letterwinner and agricultural development major. A native of Clifton, Texas, Campbell and his wife, Holly, have a son, Cody and a daughter, Piper.

DAN CAMPBELL'S COACHING CAREER

2010- Miami Dolphins – Coaching Intern/Offense (2010)
Tight Ends Coach (2011-)



DAVID CORRAO
ASSISTANT LINEBACKERS

COLLEGE: ARIZONA
NFL: FIFTH SEASON
DOLPHINS: FIFTH SEASON

David Corrao is entering his fifth season as a member of the Dolphins' coaching staff in 2012. He currently assists the defensive staff in all facets of game preparation including breaking down opposing offenses, identifying specific formations and the use various personnel groupings by opponents.

Corrao joined the Dolphins after coaching the linebackers at the University of Mississippi in 2007. He served as a defensive graduate assistant coach at Ole Miss the previous two years (2005-06), when he worked with linebacker Patrick Willis, a first-round draft choice of the San Francisco 49ers and the 2007 Associated Press Defensive Rookie of the Year.

Prior to joining the Ole Miss staff, Corrao tutored the tight ends at Northeastern University in 2004. After several years coaching in the high school ranks, he served as a graduate assistant at Syracuse University from 2000-03.

Corrao attended the University of San Diego, where he was a member of the football team as a freshman in 1992. He earned his bachelor's degree in creative writing from the University of Arizona in 1997 and a master's in instructional design development and evaluation from Syracuse in 2003. He is a graduate of Trabuco Hills High School in Mission Viejo, Calif.

Corrao lives in South Florida with his wife, Trisha, and daughter, Landry.

DAVID CORRAO'S COACHING CAREER

2000-03 Syracuse – Graduate Assistant
2004 Northeastern – Tight Ends Coach
2005-07 Mississippi – Graduate Assistant (2005-06)
– Linebackers Coach (2007)
2008- Miami Dolphins – Defensive Quality Control Coach (2008-09)
– Defensive Quality Control Coach/Assistant Linebackers Coach (2010)
– Assistant Linebackers Coach (2011-)



DOLPHINS SEND 168 PLAYERS TO PRO BOWL

Since the 1970 AFL-NFL merger, the Dolphins have sent a total of 168 players to the Pro Bowl, including three following the 2011 season. Over the course of those 41 seasons, 96 offensive players, 64 defensive players and eight special teams players have been chosen. The position that has been represented the most is guard, which has occurred on 19 occasions. The only seasons since 1970 that the Dolphins did not have a player selected to the Pro Bowl were 1980 and 1997.



Entering his 35th season as a coach, Kevin Coyle begins his first season with the Dolphins after being named defensive coordinator on January 27, 2012.

Coyle joins Miami from the Cincinnati Bengals, where he served the previous nine seasons (2003-11) as defensive backs coach after serving as cornerbacks coach from 2001-02.

In 2011, the Bengals ranked seventh in the NFL in total defense, which included a pass defense that finished ninth by allowing just 211.6 passing yards per game. Coyle's secondary helped Cincinnati score a defensive touchdown in three straight games, with each of the scores initiated through a turnover created by a member of the defensive backfield. That feat had not been accomplished by the Bengals in nearly 30 years.

The 2010 season saw five veteran defensive backs due for starting jobs or significant reserve roles being placed on the Reserve/Injured list. The five players, safety Chris Crocker, cornerback Adam Jones, safety Chinedum Ndukwe, cornerback Morgan Trent and safety Gibril Wilson, missed a combined total of 46 games. Three other members of the defensive backfield saw their seasons end prematurely by injuries or illness, bringing the total to eight. Also hampered by injuries, though not placed on a reserve list, were starting cornerback Johnathan Joseph and starting strong safety Roy Williams. With spots open to fill, Coyle guided solid performances out of newcomers Reggie Nelson and Jonathan Wade, while continuing the development of second-year pro Rico Murray. The continuing standout for Coyle's stable was cornerback Leon Hall. Also during the 2010 season, Coyle helped guide a productive return to the NFL for cornerback Adam Jones, prior to Jones's season-ending injury after five games. Jones proved to be an explosive force and a solid team influence after sitting out the 2009 season.

In 2009, working with a healthier unit, Coyle directed a group that helped fuel the team's capture of the AFC North Division title. The Bengals finished sixth in the NFL in net pass defense and fourth in overall defense.

In 2005, Coyle oversaw a 10 interception season by Pro Bowl cornerback Deltha O'Neal, the highest individual total in Bengals history. Overall, Bengals defensive backs had 23 of Cincinnati's NFL-leading 31 interceptions on the year. O'Neal was the second defensive back under Coyle to make the Pro Bowl, as cornerback Tory James earned the honor in 2004, when he had eight interceptions.

Prior to joining the Bengals, Coyle served as defensive coordinator at Fresno State from 1997-2000, where his defenses produced three first-team All-Western Athletic Conference players in both '99 and '00, best in the league both years. Six players from Coyle's Fresno State defenses went on to play in the NFL, including three defensive backs.

As Maryland's defensive coordinator from 1994-96, Coyle oversaw a dramatic improvement in the Terrapins defense, steadily guiding a program that had struggled prior to his arrival and coaching future NFL cornerbacks Chad Scott and Lewis Sanders.

Serving as defensive coordinator at Syracuse from 1991-93, Coyle's 1992 defense led the nation in interceptions (24) and set a school record for fewest rushing yards allowed (1,007) in an 11-game season. He also coached future NFL standout safety Donovan Darius.

Coyle was at Holy Cross from 1982-90. During his five years as defensive coordinator (1986-90), the school was the winningest Division I-AA team in the nation (49-5-1).

He began his college tenure in 1978 as a graduate assistant at the University of Cincinnati.

Coyle was born in Staten Island, N.Y. He and his wife, Louise, have a daughter.

KEVIN COYLE'S COACHING CAREER

| | |
|-----------|---|
| 1978-79 | University of Cincinnati – Graduate Assistant Coach |
| 1980 | University of Arkansas – Coaching Assistant Coach |
| 1981 | U.S. Merchant Marine Academy – Defensive Coordinator |
| 1982-90 | The College of the Holy Cross – Assistant Coach Defensive Coordinator (1986-90) |
| 1991-93 | Syracuse University – Defensive Coordinator |
| 1994-96 | University of Maryland – Defensive Coordinator |
| 1997-2000 | Fresno State – Defensive Coordinator |
| 2001-11 | Cincinnati Bengals – Cornerbacks Coach (2001-02) Defensive Backs Coach (2003-11) |
| 2012 | Miami Dolphins – Defensive Coordinator |



George Edwards enters his second tour of duty with the Dolphins after being named linebackers coach on January 30, 2012.

Edwards returns to the Dolphins following a two-year stint (2010-11) with the Buffalo Bills where he served as the team's defensive coordinator. While with the Bills, Edwards implemented a base 3-4 defense, however the unit was versatile and played out of multiple fronts throughout his tenure. During his time with the Bills, defensive tackle Kyle Williams emerged as a defensive anchor and was named to his first Pro Bowl and produced career numbers in sacks (5.5) and fumble recoveries (two) in 2010. Also under Edwards' watch in 2010, the Bills' pass defense yielded an average of 192.0 passing yards per game to rank third in the AFC, while producing nine fumble recoveries to tie for fourth in the AFC and forcing 12 fumbles to tie for fifth in the AFC.

Prior to joining the Bills, Edwards spent five seasons (2005-09) as a linebackers coach for the Dolphins. His first three years with Miami were spent tutoring the linebackers before focusing on the inside linebackers in 2008. Under Edwards, Zach Thomas was selected to the Pro Bowl following both the 2005 and '06 seasons and was named as the NFL Alumni Linebacker of the Year for the 2006 season.

Before joining the Dolphins, Edwards served as the linebackers coach with the Cleveland Browns in 2004. That followed a two-year stint (2002-03) with the Washington Redskins, including 2003 as the team's defensive coordinator. Following the '03 season, linebacker LaVar Arrington and cornerback Champ Bailey were selected to the NFC Pro Bowl squad. In 2002, Edwards served as the Redskins' assistant defensive coordinator/linebackers coach, as Arrington accounted for the most productive season of his NFL career with 107 tackles and 11 sacks and earned his second consecutive Pro Bowl berth. In addition, each of the team's starting linebackers, which also included Jesse Armstead and Jeremiah Trotter, surpassed the 100-tackle plateau.

Edwards began his NFL coaching career with a four-season stint (1998-2001) with the Dallas Cowboys, where he tutored the team's linebackers. Under Edwards' guidance, Dexter Coakley, a third-round draft choice in 1997, was selected to the Pro Bowl twice over this four-year span (1999, 2001), as he was Dallas' second-leading tackler all four years.

Before embarking on his NFL coaching career, Edwards held collegiate assistant posts at Florida (1991), Appalachian State (1992-95), Duke (1996) and Georgia (1997). During his one-year tenure at Georgia, Edwards tutored a defensive line which included a pair of freshmen in Richard Seymour and Marcus Stroud, both of whom would be selected in the first round of the 2001 NFL Draft.

A four-year letterman at Duke University, Edwards was a two-year special teams captain and an honorable mention All-ACC selection at linebacker in 1989.

A native of Siler City, N.C., Edwards and his wife, Jami, have a son, B.J.

GEORGE EDWARDS' COACHING CAREER

| | |
|-----------|--|
| 1991 | University of Florida – Graduate Assistant |
| 1992-95 | Appalachian State University – Linebackers Coach |
| 1996 | Duke University – Linebackers Coach |
| 1997 | University of Georgia – Defensive Line Coach |
| 1998-2001 | Dallas Cowboys – Linebackers Coach |
| 2002-03 | Washington Redskins – Assistant Defensive Coordinator/Linebackers Coach (2002) – Defensive Coordinator (2003) |
| 2004 | Cleveland Browns – Linebackers Coach |
| 2005-09 | Miami Dolphins – Linebackers Coach (2005-07) – Inside Linebackers Coach (2008-09) |
| 2010-11 | Buffalo Bills – Defensive Coordinator |
| 2012 | Miami Dolphins – Linebackers Coach |



DAVE FIPP
ASSISTANT SPECIAL TEAMS

COLLEGE: ARIZONA
NFL: FIFTH SEASON
DOLPHINS: SECOND SEASON

Dave Fipp enters his second season with the Dolphins after being named assistant special teams coach on January 26, 2011.

The special teams units, headed by kicker Dan Carpenter and punter Brandon Fields, showed the biggest improvement in the NFL from 2010 to 2011, according to the annual special teams report compiled by Rick Gosselin of the Dallas Morning News. The improvement saw the Dolphins jump from a 2010 ranking of 24th in the NFL to second in 2011, finishing just behind the special teams units of the San Francisco 49ers. The 22-place advancement was aided by Carpenter's 13 of 16 in field goals from 40 yards and beyond and Fields' net punting average of 41.1 yards. The annual analysis compiled by Gosselin is widely thought of as the most accurate assessment of the NFL's special teams as it judges 22 elements of the kicking game and ranks them from 1 to 32, with the lowest scoring unit accounting for the best score. In 2011, the Dolphins ranked in the top 10 in 14 of those categories.

Fipp joined Miami after spending three seasons (2008-10) with the San Francisco 49ers as their assistant special teams coach. He played a substantial role in taking the 49ers special teams unit to new heights. In 2009, punter Andy Lee earned his second Pro Bowl selection after ranking second in the NFL in gross punting average (47.6) and net punting average (41.0). Known as a special teams ace, running back Michael Robinson was named a Pro Bowl alternate as a specialist for his work in all phases of special teams, marking the second consecutive season he had earned the recognition.

Prior to joining the 49ers, Fipp worked with the San Jose State Spartans for three seasons. He served as defensive coordinator during his final year and previously held the title of co-defensive coordinator and safeties coach for the Spartans.

Fipp joined the Spartan staff after spending the 2004 season at the University of Nevada as the co-defensive coordinator and secondary coach. He also served as the defensive coordinator at Cal Poly from 2002-03 after starting out as the Mustangs' defensive backs coach in 2001.

Prior to the 2000 season, Fipp returned to his alma mater, the University of Arizona, as a graduate assistant and coached the safeties. Fipp began his coaching career at College of the Holy Cross as a secondary coach and special teams coordinator in 1998.

A 1997 graduate from the University of Arizona, Fipp played for the Wildcats from 1994 to 1997. He led Arizona's special teams unit in tackles as a sophomore in 1995 and was the Wildcats' starting free safety in 1996 and 1997. The 1997 Wildcats were among the top defensive units in the Pac-10 Conference and ranked 12th nationally in rushing defense.

He and his wife, Jenny, have two daughters, Ashlee and Lilly, and a son, Tyler.

DAVE FIPP'S COACHING CAREER

| | |
|---------|--|
| 1998-99 | College of the Holy Cross – Special Teams Coordinator/Secondary Coach |
| 2000 | University of Arizona – Graduate Assistant Coach |
| 2001-03 | Cal Poly – Assistant Coach (2001) – Defensive Coordinator (2002-03) |
| 2004 | Nevada – Co-Defensive Coordinator/Secondary Coach |
| 2005-07 | San Jose State – Co-Defensive Coordinator/Safeties (2005-06) – Defensive Coordinator (2007) |
| 2008-10 | San Francisco 49ers – Assistant Special Teams Coach |
| 2011- | Miami Dolphins – Assistant Special Teams Coach |



BEN JOHNSON
OFFENSIVE ASSISTANT

COLLEGE: NORTH CAROLINA
NFL: FIRST SEASON
DOLPHINS: FIRST SEASON

Ben Johnson enters his first season with the Dolphins after being named offensive assistant on February 10, 2012.

Johnson joins the Dolphins after spending three years (2009-11) at Boston College. He spent his final two seasons as the offensive graduate assistant after spending his first season as the team's video graduate assistant.

Prior to his time at Boston College, Johnson spent a year working as a software developer for eTeleNext, Inc. in Durham, N.C. He also worked as a math tutor for University of North Carolina student-athletes.

Johnson played four seasons as a quarterback for UNC after walking on to the team in 2004. He graduated from North Carolina in 2008 with a B.S. in mathematics and a B.S. in computer science.

BEN JOHNSON'S COACHING CAREER

| | |
|---------|---|
| 2010-11 | Boston College – Offensive Graduate Assistant Coach |
| 2012 | Miami Dolphins – Offensive Assistant Coach |



MONDAY NIGHT MADNESS IN MIAMI

In their history, the Dolphins have appeared on Monday Night Football a total of 76 times, the most of any NFL team, and four games ahead of the Dallas Cowboys, whose 72 games are second-most in the history of MNF. In those 76 contests, the Dolphins have compiled a record of 40-36; including a home record of 33-19 and a road register of 7-17. Entering 2012, the Dolphins' 40 victories are the third-most in Monday Night Football history, trailing only the 43 by the Cowboys and the 41 by the San Francisco 49ers. Since MNF's inception in 1970, the only four years in which the Dolphins did not make an appearance was 1989, 2005, 2008 and 2012.



Darren Krein enters his second season with the Dolphins after being named the head strength and conditioning coach on January 20, 2011. He was retained by Head Coach Joe Philbin on January 30, 2012.

Prior to his arrival in Miami, Krein spent 11 years in the NFL in various strength and conditioning capacities, having been a part of the Seattle Seahawks staff on two different occasions (1997-98 and 2001-09). He originally joined the Seahawks as a member of Dennis Erickson's staff on March 1, 1997, for two seasons and re-joined the team in 2001 in the same capacity under Mike Holmgren. Krein holds the distinction of being the first-ever assistant strength and conditioning coach hired by the Seattle Seahawks.

While in Seattle he assisted in the coordination of the players' weight training, along with the team's offseason conditioning program. He also played an integral role in the designing and implementation of the rehabilitation process, working with players that were previously injured to help build strength and flexibility to become game ready. A notable Krein achievement was the physical development of Pro Bowl quarterback Matt Hasselbeck, who after injuries cut short his first season in Seattle (2001) and serving as the primary backup in 2002, Hasselbeck's offseason training, under the supervision of Krein, allowed him in 2003, 2005 and 2007 to become the first Seahawks quarterback since Rick Mirer in 1993 to start all 16 games as well as being named a member of the NFC Pro Bowl squad.

Prior to joining the Seahawks, Krein was a 1994 fifth-round (150th overall) draft choice of the San Diego Chargers. He missed his rookie season due to a knee injury. Claimed off waivers by the Green Bay Packers on June 17, 1995, he did not see game action. Krein played the 1996 World League season with the Barcelona Dragons, but re-injured his knee and retired.

A four-year letterman as a defensive end at the University of Miami (1989-93), Krein was a unanimous first-team All-Big East selection as a senior and left the Hurricanes with 190 career tackles and 17.5 sacks after beginning his career as a middle linebacker. Krein earned his degree in business management from the University of Miami.

A native of Aurora, Colorado, where he attended Smoky Hill High School, Krein and his wife, Jennifer, have a daughter Ella and two sons Aiden and Kellen.

DARREN KREIN'S COACHING CAREER

| | |
|---------|--|
| 1997-98 | Seattle Seahawks – Assistant Strength and Conditioning Coach |
| 2001-09 | Seattle Seahawks – Assistant Strength and Conditioning Coach |
| 2011- | Miami Dolphins – Strength and Conditioning Coach |



DOLPHINS BEFORE AND AFTER BYES

Since the NFL first instituted the open week in 1990, the Dolphins are 11-11 in games preceding the bye week, including a 26-16 loss at the San Diego Chargers on October 2, 2011. Miami owns a 13-10 record in games following a bye week, including a 24-6 loss at the N.Y. Jets on October 17, 2011.



PHIL McGEOGHAN

ASSISTANT WIDE RECEIVERS

COLLEGE: MAINE
NFL: FIFTH SEASON
DOLPHINS: FIRST SEASON




Phil McGeoghan enters his first season with the Dolphins after being named assistant wide receivers coach on February 4, 2012.

McGeoghan joins Miami after spending three seasons (2009-11) as the wide receivers coach at the University of South Florida. In 2011, three Bulls' receivers, Sterling Griffin (43), Victor Marc (33) and Deonte Welch (31) each tallied more than 30 receptions. In 2010, senior Dontavia Bogan produced one of the best seasons in USF history with 685 yards (second on the Bulls' single-season list) and six touchdowns (tied for second) on 47 receptions (fifth). In his first season with the Bulls, USF wide receivers were constant big play threats, as both Carlton Mitchell and A.J. Love each averaged more than 17 yards per catch, with Love's 18.8 clip ranking third all-time at USF.

In 2008, McGeoghan worked as the offensive coordinator for the Naval Academy Prep School, which oversees the professional and athletic development of midshipmen and cadet candidates. McGeoghan returned to his alma-mater, Maine, in 2007 as an assistant coach with responsibilities over the tight ends and wide receivers.

McGeoghan (pronounced muh-GAY-gehn) played in the NFL for four seasons with the New Orleans Saints, Denver Broncos, Oakland Raiders and the New York Jets, in addition to playing in NFL Europe for the Berlin Thunder after a successful career as a wide receiver at the University of Maine (1998-2000).

PHIL McGEOGHAN'S COACHING CAREER

| | |
|---------|--|
| 2007 | Maine – Tight Ends/Wide Receivers Coach |
| 2008 | Naval Academy Prep School – Offensive Coordinator |
| 2009-11 | University of South Florida – Wide Receivers Coach |
| 2012- | Miami Dolphins – Assistant Wide Receivers Coach |



CHRIS MOSLEY

ASSISTANT OFFENSIVE LINE

COLLEGE: WASHINGTON
& JEFFERSON
NFL: THIRD SEASON
DOLPHINS: FIRST SEASON




Chris Mosley enters his first season with the Dolphins after being named assistant offensive line coach on February 10, 2012.

Mosley joins the Dolphins after spending the 2011 season as the offensive line coach at Saint Anselm. Mosley's additional duties included video coordinator and director of football

operations. Mosley spent two seasons (2009-10) with the Tampa Bay Buccaneers, working with the offensive line in 2009 and then with the defensive line in 2010. Mosley served as the tight ends coach at Princeton University in 2008 after working with the offensive line at Boston College in 2007. In 2006, he was a cornerbacks coach at Villanova University. He also served as a graduate assistant at the University of Akron in 2005, where he worked with the tackles and tight ends. Mosley served as the Director of Strength and Conditioning as well as the offensive line coach at Washington & Jefferson College in 2004.

Mosley was a running back, playing his first two collegiate seasons at Southeast Missouri State, before finishing out his collegiate career at Washington & Jefferson, where he earned a Bachelor of Arts degree in sociology in 2001.

CHRIS MOSLEY'S COACHING CAREER

| | |
|---------|---|
| 2004 | Washington & Jefferson – Offensive Line/Director of Strength and Conditioning |
| 2005 | Akron – Graduate Assistant Coach |
| 2006 | Villanova – Cornerbacks Coach |
| 2007 | Boston College – Offensive Graduate Assistant |
| 2008 | Princeton – Tight Ends Coach |
| 2009-10 | Tampa Bay Buccaneers – Assistant Offensive Line Coach (2009) Assistant Defensive Line Coach (2010) |
| 2011 | Saint Anselm – Offensive Line Coach |
| 2012 | Miami Dolphins – Assistant Offensive Line Coach |



JEFF NIXON

RUNNING BACKS



COLLEGE: PENN STATE
NFL: SIXTH SEASON
DOLPHINS: SECOND SEASON



Jeff Nixon returns for his second season with the Dolphins after being named running backs coach on January 20, 2011.

In his first season with the team, Reggie Bush rushed for a career-high 1,086 yards and Daniel Thomas led all AFC rookie rushers with 581 yards.

Nixon came to the Dolphins after spending four seasons (2007-10) with the Philadelphia Eagles coaching staff. Nixon was an assistant coach with the Eagles working with the special teams and the offense, along with a focus on the running back position.

Nixon joined the Eagles coaching staff after serving as the running backs coach at Temple University in 2006. Following the season, he was named wide receivers coach at Temple before accepting his new post with the Eagles. From 2003-05, Nixon coached at Tennessee-Chattanooga, where he worked with the running backs, tight ends, and as a special teams coordinator and recruiting coordinator. From 1999-2002, he coached the running backs at Shippensburg. Nixon coached at Princeton in 1998 as the school's running backs coach. Nixon began his coaching career in 1997 as a student assistant coach at Penn State.

Nixon played running back for West Virginia from 1993-94 before transferring to Penn State, where he earned spots on both the Dean's List and the Big Ten Conference All-Academic Team.

Born in Rochester, Penn., and a product of State College (Penn.) High School, Nixon earned a degree in elementary education from Penn State in 1998 before receiving his master's degree in education administration from Shippensburg in 2003.

Nixon and his wife, Laura, have four children: William, twin daughters Faith and Hope, and Jasmine.

JEFF NIXON'S COACHING CAREER

| | |
|---------|---|
| 1997 | Penn State – Student Assistant Coach |
| 1998 | Princeton – Running Backs Coach |
| 1999-02 | Shippensburg – Running Backs Coach |
| 2003-05 | Tennessee-Chattanooga – Running Backs/Tight Ends/Special Teams Coordinator |
| 2006 | Temple – Wide Receivers/Running Backs Coach |
| 2007-10 | Philadelphia Eagles – Assistant Running Backs/Assistant Special Teams Coach |
| 2011- | Miami Dolphins – Running Backs Coach |



KEN O'KEEFE

WIDE RECEIVERS

COLLEGE: MAINE
NFL: FIRST SEASON
DOLPHINS: FIRST SEASON

Ken O'Keefe enters his first season with the Dolphins after being named wide receivers coach on February 4, 2012.

O'Keefe joins the Dolphins after spending the previous 13 seasons (1999-2011) as offensive coordinator at the University of Iowa. In 2011, Iowa's offense was led by senior wide receiver Marvin McNutt, Jr., junior quarterback James Vandenberg and sophomore running back Marcus Coker. McNutt set single-season and career records for receiving yards (1,315 and 2,861) and touchdowns (12 and 28). His 82 receptions tied the single-season record. Vandenberg threw for 3,022 yards and 25 touchdowns, completing 58.7-percent of his pass attempts. Coker rushed for 1,384 yards (fourth best for a single season at Iowa) with 15 touchdowns in 2011. Under O'Keefe's direction, Vandenberg passed for more than 3,000 yards and had 25 touchdown passes in his first year as a starter.

O'Keefe was the head coach at Fordham University in 1998. He served as head coach at Allegheny College for eight seasons (1990-97). His career head coaching record of 83-17-1 included a 79-10-1 mark at Allegheny, where his team won five North Coast Athletic Conference titles and the 1990 NCAA Division III national title. O'Keefe led Allegheny to four undefeated regular seasons (1990, 1991, 1994 and 1996) and six NCAA playoff appearances. For his outstanding first year at Allegheny in 1990, O'Keefe was named NCAA Division III Coach of the Year. He was also named conference Coach of the Year four times (1990, 1991, 1993 and 1996) while at Allegheny. All eight of his teams ranked among the nation's top 12 at the end of the season and he coached 38 All-Americans. Prior to becoming head coach at Allegheny, O'Keefe served as offensive line coach (1986-87) and offensive coordinator (1988-89) there.

In 1985, O'Keefe coached Fort Worth (Texas) Country Day School. From 1978-84, he led Worcester (Mass.) Academy to a 37-11 record and three New England Class A prep championships. O'Keefe started his coaching career as an assistant coach at the University of New Haven from 1976-77.

KEN O'KEEFE'S COACHING CAREER

| | |
|-----------|---|
| 1976-77 | University of New Haven – Assistant Coach |
| 1978-84 | Worcester (MA) Academy – Head Coach |
| 1985 | Fort Worth (TX) Country Day School – Head Coach |
| 1986-97 | Allegheny College – Offensive Line Coach (1986-87) – Offensive Coordinator (1988-89) – Head Coach (1990-97) |
| 1998 | Fordham – Head Coach |
| 1999-2011 | University of Iowa – Offensive Coordinator |
| 2012 | Miami Dolphins – Wide Receivers Coach |



DAVE PULOKA

ASSISTANT STRENGTH AND CONDITIONING

COLLEGE: HOLY CROSS
NFL: SIXTH SEASON
DOLPHINS: FIFTH SEASON





Dave Puloka begins his fifth season as a member of the Dolphins' coaching staff, having been named to his current post on January 28, 2008 and then being retained by Head Coach Joe Philbin on February 2, 2012.

Puloka came to the club after spending the 2007 season as the assistant strength and conditioning coach with the Atlanta Falcons, his first year in the NFL. Prior to embarking on his NFL stint, Puloka served as assistant strength and conditioning coach at the University of Virginia from 2005-06.

Puloka went to training camp with the Cincinnati Bengals as an undrafted college free agent in 2001. He lettered in football and track at Holy Cross College (1997-2000), where he played defensive end. His career totals in football included 19 sacks. He served as a team captain on the football team each of his final two years while he was also a first-team All-Patriot League and All-New England performer. Puloka earned his degree in psychology.

A product of Arlington (Mass.) High School, Puloka first started his coaching career as an assistant track coach at Stevens Institute of Technology in Hoboken, N.J. and as a strength and conditioning coach in the Austrian Football League. He is a former high school state record holder in the discus. For several years growing up, Puloka lived on the island of Tonga in the South Pacific.

DAVE PULOKA'S COACHING CAREER

| | |
|---------|---|
| 2005-06 | Virginia – Assistant Strength and Conditioning Coach |
| 2007 | Atlanta Falcons – Assistant Strength and Conditioning Coach |
| 2008- | Miami Dolphins – Assistant Strength and Conditioning Coach |



DARREN RIZZI

SPECIAL TEAMS COORDINATOR

COLLEGE: RHODE ISLAND
NFL: FOURTH SEASON
DOLPHINS: FOURTH SEASON





Darren Rizzi enters his second season as special teams coordinator, having been promoted to the position on January 26, 2011. He joined the Dolphins as assistant special teams coach in 2009 and was promoted to special teams coach after week five of the 2010 season.

In his tenure with the Dolphins, two members of the special teams (kicker Dan Carpenter and long snapper John Denney) were named to the Pro Bowl. Under his leadership, the special teams units showed the biggest improvement in the NFL from 2010 to 2011, according to the

annual special teams report compiled by Rick Gosselin of the Dallas Morning News. The improvement saw the Dolphins jump from a 2010 ranking of 24th in the NFL to second in 2011, finishing just behind the special teams units of the San Francisco 49ers. The 22-place advancement was aided by Carpenter's 13 of 16 in field goals from 40 yards and beyond and punter Brandon Fields' net punting average of 41.1 yards. The annual analysis compiled by Gosselin is widely thought of as the most accurate assessment of the NFL's special teams as it judges 22 elements of the kicking game and ranks them from 1 to 32, with the lowest scoring unit accounting for the best score. In 2011, the Dolphins ranked in the top 10 in 14 of those categories.

Rizzi joined the Dolphins with four years of experience as a college head coach, including the 2008 season at the University of Rhode Island. Prior to taking over the program at URI, Rizzi was an assistant at Rutgers for the previous six seasons (2002-07), where he headed up the Scarlet Knights' special teams unit. He also tutored the team's running backs his first three years there and the linebackers for his final three. In addition, he held the title of assistant head coach from 2004-06 and associate head coach in 2007. In Rizzi's six years at RU, he coached three players who earned first-team All-Big East honors in special teams including kick returner Nate Jones (2002), kick/punt returner Willie Foster (2005) and punter Joe Radigan (2006). Jones also was named the conference's co-Special Teams Player of the Year in 2002 while Foster was the Big East Special Teams Player of the Year in 2005.

Before his stint at Rutgers, Rizzi was the head coach at the University of New Haven, where he guided the Chargers to a three-year record of 15-14 from 1999-2001. Rizzi was the special teams and linebackers coach at Northeastern University in 1998. He coached at New Haven from 1994-97, where he was UNH's defensive coordinator in his final year there, after overseeing the special teams and defensive line his first three. Rizzi began his coaching career as a graduate assistant at Colgate in 1993.

Rizzi played tight end at Rhode Island, where he first walked on in 1988. He went on to tally 160 receptions for 2,426 yards and 15 touchdowns in his collegiate career and was a consensus All America selection in 1992. Following his time at Rhode Island, Rizzi was signed as a free agent by the Philadelphia Eagles prior to beginning his coaching career. A native of Hillsdale, N.J. and a graduate of Bergen Catholic High School in New Jersey, Rizzi earned a degree in speech communications from URI in 1992.

He and his wife, Tracey, have two daughters, Mackenzie and Alexandra, and three sons, Christian, Casey and Cameron.

DARREN RIZZI'S COACHING CAREER

| | |
|-----------|--|
| 1993 | Colgate – Graduate Assistant |
| 1994-97 | New Haven – Special Teams/Defensive Line Coach (1994-96) – Defensive Coordinator (1997) |
| 1998 | Northeastern – Special Teams/Linebackers Coach |
| 1999-2001 | New Haven – Head Coach |
| 2002-07 | Rutgers – Special Teams/ Running Backs Coach (2002-03) – Assistant Head Coach/Special Teams Coordinator/Running Backs Coach (2004) – Linebackers/Assistant Head Coach/Special Teams (2005-06) – Outside Linebackers/Special Teams/Associate Head Coach (2007) |
| 2008 | Rhode Island – Head Coach |
| 2009- | Miami Dolphins – Assistant Special Teams Coach (2009) Special Teams Coach (2010) Special Teams Coordinator (2011-) |



DOLPHINS AT HOME AGAINST DOMED TEAMS

In their history, the Dolphins own a 34-14 (.701) record at home in regular season games against teams who play their home games indoors. The last time they faced a team who plays its home game indoors in South Florida was October 25, 2009 when they lost 46-30 to the New Orleans Saints. Miami will play host to the St. Louis Rams, who play their home games inside the Edward Jones Dome, on October 14.



Kacy Rodgers enters his fifth season as a member of the Dolphins' coaching staff, having joined the club after a five-year stint with the Dallas Cowboys (2003-07), the final three of which he tutored that team's defensive line.

In 2011, Rodgers' line anchored a defense that finished third in the NFL against the run, with nose tackle Paul Soliai earning his first Pro Bowl recognition. Miami finished seventh in rush defense and third in fewest rushing yards per carry at 3.6 in 2010 as defensive end Randy Starks earned Pro Bowl honors.

Rodgers' first two years with the Cowboys (2003-04) were spent coaching the club's defensive tackles. Under Rodgers, defensive tackle La'Roi Glover was selected to the Pro Bowl each year from 2003-05. In four of Rodgers' five seasons with Dallas, the team ranked in the top ten in the NFL in rush defense, including a No. 6 finish in 2007 when they allowed an average of just 94.6 yards rushing per game.

Before entering the NFL coaching ranks, Rodgers was an assistant at the collegiate level, including posts at Tennessee-Martin (1994-97), Louisiana-Monroe (1998), Middle Tennessee State (1999-2001) and Arkansas (2002). He tutored the defensive line at all four stops, while having also been assistant head coach at Tennessee-Martin (1997) and Middle Tennessee (2000-01).

Rodgers went to training camp with the Pittsburgh Steelers in 1992 as a college free agent. He also played with the Shreveport Pirates of the Canadian League in 1994.

A four-year letterman at the University of Tennessee (1988-91), Rodgers played linebacker and defensive end on teams that won a pair of Southeastern Conference championships (1990, 1991) and appeared in three New Year's Day bowl games. He earned his degree in political science from the school in 1993. Rodgers is a native of Humboldt, Tennessee where he starred at Humboldt High School.

He and his wife, Marcella, have a son, Kacy II, who is a junior at the University of Miami.

KACY RODGERS' COACHING CAREER

| | |
|-----------|---|
| 1994-97 | Tennessee-Martin – Defensive Line Coach (1994-96) – Assistant Head Coach/Defensive Line (1997) |
| 1998 | Louisiana-Monroe – Defensive Line Coach |
| 1999-2001 | Middle Tennessee State – Defensive Line Coach (1999) – Assistant Head Coach/Defensive Line (2000-01) |
| 2002 | Arkansas – Defensive Line Coach |
| 2003-07 | Dallas Cowboys – Defensive Tackles Coach (2003-04) – Defensive Line Coach (2005-07) |
| 2008- | Miami Dolphins – Defensive Line Coach |



STOFA TRADED TWICE BY DOLPHINS

The only player for whom the Dolphins received trade value twice is QB John Stofa. Stofa, who joined Miami as a free agent in 1966, was traded on December 26, 1967, to Cincinnati for first- and second-round draft choices in 1968. He re-joined the Dolphins as a free agent in 1969 and was traded on November 23, 1971, to Denver for a seventh-round pick in 1972.



Mike Sherman enters his first season with the Dolphins after being named offensive coordinator on January 27, 2012.

Sherman joins Miami after four years (2008-11) at the helm of Texas A&M University after being named the school's 28th head coach on November 26, 2007. While leading the Aggies, Sherman's teams made three bowl appearances (Independence Bowl, Cotton Bowl, Meineke Car Care Bowl), as well winning as the 2010 Big 12 South Division title. During his time with the Aggies, the school accumulated 500 yards in total offense 18 times, while prior to his arrival, the team had hit the 500-yard plateau only 18 times in the previous 116 games over 10 seasons. Led by current Dolphins quarterback Ryan Tannehill, Texas A&M was the only team in the NCAA FBS with an offense that ranked in the top 20 in rushing, passing, total and scoring offense during the 2011 season.

Sherman came to Texas A&M after spending two seasons (2006-07) with the Houston Texans. He served as the assistant head coach/offense in 2006 before being named as the assistant head coach/offensive coordinator in 2007. In 2006, the Texans offense was led by All-Pro receiver Andre Johnson, who set franchise marks with 103 receptions for 1,147 yards and quarterback David Carr, who led the NFL with a 68.3 completion percentage. During the 2007 season, the Texans set franchise records with 43 touchdowns, 5,337 total net yards and 3,751 passing yards.

Prior to joining the Texans, Sherman spent six seasons (2000-05) as the head coach of the Green Bay Packers, including five serving as the team's executive vice president along with being the head coach. From 2001-04, Sherman assumed the duties of general manager as well after being named to the position following the retirement of the general manager Ron Wolf. Sherman guided the team to five winning seasons and from 2002-04 the team won three consecutive NFC North titles. His .663 winning percentage (53-27) over his first five years at the time was second only to the great Vince Lombardi in Packers history.

Under Sherman, the Packers offense produced two of the four highest-scoring seasons in franchise history at that time. In 2003, Green Bay totaled 442 points, which was just 14 points shy of the franchise record of 456 set in the team's world championship season of 1996. The 2003 squad ranked third at the time in Packer history with 5,798 yards and set a franchise record with 2,558 rushing yards, thanks in large part to running back Ahman Green's franchise-record 1,883 rushing yards. Green Bay also set a franchise record by averaging 5.05 yards per rush attempt that year. Sherman's troops followed that up with a 424-point season in 2004, which was good for fourth-best all-time at the time. Sherman's 2004 team set team records with 6,357 total net yards and 4,449 net passing yards. That year, the team surrendered just 14 sacks in 598 attempts, another franchise record.

Before being named the head coach in Green Bay, Sherman served as the offensive coordinator for the Seattle Seahawks in 1999. The Seahawks finished the 1999 campaign atop the AFC West with a 9-7 record and made the playoffs for the first time since 1988. The 1999 season saw a balanced offensive attack with running back Ricky Watters rushing for 1,210 yards and five touchdowns while quarterback Jon Kitna finished third in the AFC with 23 touchdown passes and fifth in the conference with 3,346 passing yards.

Sherman's first NFL coaching experience came with the Packers from 1997-98, when he was the tight ends/assistant offensive line coach. Sherman tutored All-Pro tight end Mark Chmura, who was selected to the Pro Bowl in both 1997 and 1998.

Prior to making the jump to the NFL ranks, Sherman spent seven years (1989-93 and 1995-96) in College Station as Texas A&M's offensive line coach. During his time at Texas A&M, Sherman helped develop future Dolphins All-Pro Richmond Webb. Between his time in

College Station, Sherman spent the 1994 season as the offensive line coach for the UCLA Bruins, where he coached future Pro Bowl tackle Jonathan Ogden.

Sherman coached the offensive line at Holy Cross from 1985-87 before being named offensive coordinator in 1988. He served as offensive line coach at Tulane from 1983-84. Sherman's collegiate coaching career began in 1981, when he was a part-time coach at the University of Pittsburgh.

Sherman played defensive end and offensive tackle at Central Connecticut State University. A native of Norwood, Mass, he and his wife, Karen, have five children: daughters Sarah, Emily, and Selena, and sons Matthew and Benjamin and well as one grandson, Brooks.

MIKE SHERMAN'S COACHING CAREER

| | |
|---------|---|
| 1981-82 | University of Pittsburgh – Part-Time Coach |
| 1983-84 | Tulane University – Offensive Line Coach |
| 1985-88 | Holy Cross – Offensive Line Coach (1985-87) – Offensive Coordinator (1988) |
| 1989-93 | Texas A&M University – Offensive Line Coach |
| 1994 | UCLA – Offensive Line Coach |
| 1995-97 | Texas A&M University – Offensive Line Coach (1995-97) – Offensive Coordinator/Offensive Line (Spring 1997) |
| 1997-98 | Green Bay Packers – Tight Ends/Assistant Offensive Line |
| 1999 | Seattle Seahawks – Offensive Coordinator/Tight Ends |
| 2000-05 | Green Bay Packers – Head Coach |
| 2006-07 | Houston Texans – Assistant Head Coach/Offense (2006) – Assistant Head Coach/Offensive Coordinator (2007) |
| 2008-11 | Texas A&M University – Head Coach |
| 2012 | Miami Dolphins – Offensive Coordinator |



ZAC TAYLOR

ASSISTANT QUARTERBACKS

COLLEGE: NEBRASKA
NFL: FIRST SEASON
DOLPHINS: FIRST SEASON





Zac Taylor enters his first season with the Dolphins after being named assistant quarterbacks coach on January 30, 2012.

Taylor joins the Dolphins from Texas A&M University, where he served as the offensive graduate assistant and tight ends coach.

Taylor spent time with the Tampa Bay Buccaneers after being signed as an undrafted college free agent on April 29, 2007, but was waived prior to the start of training camp. He then joined the Winnipeg Blue Bombers of the Canadian Football League in the fall of 2007.

The 2006 Big 12 Player of the Year as a quarterback at Nebraska, Taylor passed for more than 2,700 yards on the season and led the Cornhuskers to a 9-3 record and an appearance in the Big 12 Championship Game.

ZAC TAYLOR'S COACHING CAREER

| | |
|------|---|
| 2011 | Texas A&M – Offensive Graduate Assistant/Tight Ends |
| 2012 | Miami Dolphins – Assistant Quarterbacks Coach |



Jim Turner enters his first season with the Dolphins after being named offensive line coach on February 2, 2012.

Turner joins the Dolphins after having spent the previous four seasons (2008-11) in the same position at Texas A&M under then-head coach and current Dolphins offensive coordinator Mike Sherman. While with the Aggies, Turner molded one of the best offensive lines in college football. In 2011, his group led the nation in fewest sacks allowed as the Aggie line surrendered only eight over the course of the 12-game regular season. The offensive line also paved the way for the Aggies to boast the nation's 21st-ranked rushing attack.

Turner worked with the Boston College staff as offensive line coach in 2007. Prior to his stop in Chestnut Hill, he served two years (2005-06) as the offensive line coach at the University of Delaware. In the 2006 season, Turner added the title of assistant head coach and recruiting coordinator for the Fightin' Blue Hens. In the 2006 season, he helped tackle Mike Byrne earn All-Atlantic 10 honors as the Blue Hens were among the Division I-AA leaders in several offensive categories. The 2005 Delaware offensive line allowed only 13 sacks and Brian Sims earned second-team All-Atlantic 10 honors.

Turner's background includes stops at Temple in 2003-04 as the offensive line coach as well as three years (2000-02) as the offensive line and run game coordinator for Harvard. In 2001, the Crimson posted an undefeated 9-0 record and won the Ivy League crown. The 2000 Crimson offense broke 17 school offensive records. Turner spent the 1999 season as the offensive line coach for Louisiana Tech. From 1994-98, Turner coached at Northeastern University in Boston working with the offensive line and tight ends in 1994-95, before switching to running backs and special teams in 1996, and ending his tenure there as the defensive line and special teams coach in 1997 and 1998.

After earning his degree in sociology from Boston College, Turner began his coaching career at his high school alma mater of Braintree in 1988. He spent the 1989 season in London, England, as the offensive coordinator of the Kent Rams before serving in the United States Marine Corps as an infantry officer in Europe, the Middle East and Japan from 1990-94.

A native of Braintree, Mass., Turner was a three-year letterman and two-year starter at Boston College as a fullback, playing in three bowl games, the Liberty, Cotton and Hall of Fame. His senior season he was named a team captain.

Turner is married to Patricia. They have one son, Michael.

JIM TURNER'S COACHING CAREER

| | |
|---------|--|
| 1988 | Braintree (Mass.) High School – Offense |
| 1989 | Kent (London) Rams – Offensive Coordinator / Player-Coach |
| 1994-98 | Northeastern University – Offensive Line/Tight Ends (1994-95) – Running Backs Coach (1996) – Defensive Line (1997-98) |
| 1999 | Louisiana Tech University – Offensive Line Coach |
| 2000-02 | Harvard University – Offensive Line/Run Game Coordinator |
| 2003-04 | Temple University – Offensive Line Coach |
| 2005-06 | University of Delaware – Offensive Line Coach (2005-06) – Offensive Line/Assistant Head Coach/Recruiting Coordinator (2006) |
| 2007 | Boston College – Offensive Line Coach |
| 2008-11 | Texas A&M University – Offensive Line Coach |
| 2012 | Miami Dolphins – Offensive Line Coach |



JAY KAISER

ASSISTANT TO THE HEAD COACH

COLLEGE: BETHANY
NFL: FOURTH SEASON
DOLPHINS: FIRST SEASON




Jay Kaiser enters his first season as Assistant to the Head Coach with the Dolphins in 2012. He is responsible for assisting Head Coach Joe Philbin in organizing football operations for the club. Kaiser manages several elements of Philbin's off-field agenda, including the day-to-day schedule, player and staff communications and the football calendar, including the offseason programs, mini-camps and training camp.

In the three previous years (2009-11) before coming to the Dolphins, Kaiser served in a similar capacity for Raheem Morris, the head coach of the Tampa Bay Buccaneers, including the Bucs' 10-6 season in 2010.

Prior to joining the Buccaneers, Kaiser spent seven seasons (2002-08) on the Kansas State football staff. In 2008, he served as the director of recruiting operations for the Wildcats. In addition to organizing Kansas State's recruiting efforts, he assisted with day-to-day operations and oversaw the Powercat Pride program.

Kaiser served as a graduate assistant at Toledo before working for Kansas State, where he spent one year as the Rockets' assistant quarterbacks and receivers coach. He also coached tight ends and special teams at Northern Iowa as an assistant coach in 1999 following a two-year stint as a graduate assistant at Northwest Missouri State. While on staff with the Bearcats, Kaiser helped the program win an NCAA Division II national title.

Kaiser received his start as a student coach at Bethany College from 1993 through 1996. He earned a bachelor's degree from Bethany and later added a master's degree from Northwest Missouri State.

A native of Liberal, Kansas, Kaiser is married to the former Camille Base. The couple has two children, Karson and Payton.

PLAYER PERSONNEL



BRIAN GAINES

ASSISTANT GENERAL MANAGER

COLLEGE: MAINE
NFL: 14TH SEASON
DOLPHINS: FIFTH SEASON




Brian Gaines enters his 14th year in the NFL and his first season as the Dolphins' Assistant General Manager after being named to that position on June 27, 2012. Gaines spent the 2011 season as the team's Director of Player Personnel. He served his first three seasons (2008-10) with Miami as the Assistant Director of Player Personnel after joining the team on January

15, 2008. In his current role, Gaine will continue to work closely with General Manager Jeff Ireland on the evaluation of players at the professional and collegiate levels as well as be responsible for administrative and scouting responsibilities in both of those areas and continue to oversee the Player Personnel Department. He will also have a more active role in the organization with Head Coach Joe Philbin and his staff, the football administration staff as well as other football operations related business.

In his previous roles in Miami, Gaine was responsible for directing pro scouting operations for the Dolphins, including player evaluations on all levels of professional football, advance scouting, free agency and tracking player movement. Gaine also participated in the evaluation of collegiate prospects in preparation of the NFL Draft.

Prior to his arrival in Miami, Gaine spent the previous three seasons as the Dallas Cowboys' Assistant Director of Pro Scouting (2005-07), where he worked with former Dolphins Executive Vice President of Football Operations Bill Parcells (2005-06), Ireland (2005-07) and Head Coach Tony Sparano (2005-07).

With Dallas, Gaine contributed to the Cowboys' player acquisition process by managing pro scouting operations and evaluating players and rosters from the NFL and all other levels of professional football. Additional responsibilities included advance scouting, free agency preparation, tracking of player movement and directing the development of the Cowboys' pro scouting database.

Gaine went to Dallas after spending six years (1999-2004) in the New York Jets' Scouting Department, including serving as the Assistant Director of Pro Scouting in 2004. Prior to that promotion, he functioned as a pro scout for the Jets from 2001-03. In 2000, he was the Jets' Manager of Pro Development/NFC where his duties included pro player evaluation and advance scouting as well as the scouting and tracking of players in other professional leagues such as NFL Europe, the Canadian Football League and the Arena League. Gaine began his personnel career as a member of the Jets' college scouting department in 1999.

Prior to joining the Jets in a front office capacity, he served as a member of the team's practice squad in 1996, followed by a stint with the Giants' practice squad in 1997. He then signed and spent the 1998 offseason with the Kansas City Chiefs, but was waived prior to the start of training camp.

Gaine attended the University of Maine from 1991-95 where he played tight end. He served as the Black Bears' captain his senior season and earned his degree in public administration from the Orono, Maine school. Gaine grew up in Pearl River, N.Y., and attended Don Bosco Prep High School in Ramsey, N.J. He and his wife, Tricia, have a daughter, Kelsey, and sons, Ryan and Connor.

CHRIS GRIER
DIRECTOR OF COLLEGE SCOUTING

COLLEGE: MASSACHUSETTS
NFL: 18TH SEASON
DOLPHINS: 13TH SEASON



Chris Grier begins his 13th season with the Dolphins and his fourth as the team's Director of College Scouting. He served as an area scout with the club from 2000-02 before being promoted to National Scout/Assistant Director of College Scouting in 2003. He joined the club after spending the previous five years in the personnel department with the New England Patriots.

Grier started with the Patriots as an intern in 1994. He joined the club on a full-time basis the following year, and served as a regional scout until joining the Dolphins in 2000.

Grier is a 1994 graduate of the University of Massachusetts-Amherst where he played football for two years before injuries ended his career. He spent his final two years there as an undergraduate assistant.

Grier is the son of Bobby Grier, the former Vice President-Player Personnel with the New England Patriots who currently is the Associate Director of Pro Scouting with the Houston

Texans. Chris' brother, Michael, played for the Edmonton Oilers, Washington Capitals, San Jose Sharks and Buffalo Sabres of the National Hockey League.

A native of Holliston, Mass., Grier resides in Weston, Fla. with his wife, Paige, and their two sons, Landon and Jackson.



Chris Shea enters his 14th season in the NFL, fifth with the Dolphins, and 27th overall in the sport. He was promoted to Assistant Director of Pro Scouting in May 2011, and is entering his 12th season as an NFL talent evaluator. Shea directs the club's pro scouting operations, supervises the pro scouting staff, evaluates players at all levels of professional and college football, advance scouts upcoming opponents, performs analyses of league-wide player personnel/salary cap trends, and oversees development of all player-personnel related technology. Shea has a diverse background in coaching, recruiting, scouting, the salary cap, and is an attorney. He has worked for four NFL teams, the NFL Management Council, and two NCAA football programs.

Shea previously served as the Dolphin's Player Personnel Administrator (2010-11) and Player Personnel Coordinator (2008-10). In his previous roles, he combined scouting, legal, and salary cap administration duties. He managed the team's NFL Draft preparations, scouted NFL and college players, and worked closely with senior management in player contract analysis, negotiations and drafting. Shea also serves as a member of the NFL Competition Committee's Subcommittee on Statistics.

Prior to joining the Dolphins, Shea spent 17 years working on various levels of football. During 2007-08, he was employed by the NFL Management Council, initially as a Law Clerk focusing on player grievances and litigation, then as Coordinator of Labor Operations. At the NFL, Shea reviewed all player contracts to ensure compliance with League policies and the NFL CBA, advised club executives on player contract and salary cap issues, and was a speaker at the NFL Labor Seminar. He also performed as an Instant Replay Communicator for the NFL Officiating Department in 2007. While attending law school in 2005-06, Shea was a Scouting Consultant with the Dallas Cowboys overseeing the development of the team's scouting database. From 2000-04, he was the New York Jets' Pro Personnel Assistant. At the Jets, Shea managed the operations of the pro scouting department, scouted pro and college players, directed the development the pro scouting database, and performed player contract research. He broke into the NFL in 1995 as an operations/equipment intern for the Carolina Panthers. Shea worked in college football from 1992-2000 as the Football Recruiting Assistant at Boston College (1998-2000), the Asst. Offensive Line Coach for Harvard University (1997-98), and a Student Football Manager at Boston College (Head 1994-96, Varsity 1992-93). While at Harvard, he coached four future NFL players including Pro Bowl center Matt Birk. In 1991, Shea was as an assistant coach at Belmont (Mass.) High School.

In addition to his football experience, Shea has also been employed as a Law Clerk at the New York law firm of Colleran, O'Hara and Mills, and as a Temporary Corrections Officer in Middlesex County (Mass.) Sheriff's Department.

A native of Belmont, Mass., Shea was a varsity lineman at Belmont High School. He is also a graduate of Northfield Mount Hermon prep school. Shea received a B.A. in History from Boston College (which included classes at Harvard University). A member of the New York State Bar, Shea earned his J.D., with a concentration in labor and employment law, from the Hofstra University School of Law. He was President of the Hofstra Entertainment & Sports Law Society.

Shea and his wife, Kirsten, reside in Broward County.



RYAN HERMAN

MANAGER OF FOOTBALL ADMINISTRATION

COLLEGE: CORNELL
NFL: FIFTH SEASON
DOLPHINS: THIRD SEASON




Ryan Herman is entering his fifth season in the NFL and third with the Dolphins. He was promoted to Manager of Football Administration in July 2012 after serving as the club's Football Administration Coordinator from 2010-11. Herman's primary responsibilities include draft choice negotiations, assisting with the club's salary cap planning and management, and assisting in all veteran player contract negotiations. Herman is also responsible for daily NFL player contract and marketplace analysis, assisting with the club's player payroll management, conducting various statistical and salary cap related studies, providing strategic legal insight and analysis, and coordinating with the League regarding CBA compliance, player contracts and grievances.

While attending Cornell University's School of Industrial and Labor Relations, Herman served as a legal intern in the Labor Law Department of Proskauer Rose, L.L.P., where he provided litigation support to numerous Major League Baseball Clubs during player salary arbitration hearings. Upon graduating from Cornell in 2004, Herman enrolled at Hofstra University School of Law, where he focused on labor and employment law, and served as a law clerk for the NFL Management Council from 2006 to 2007. During his tenure at the NFLMC, Herman assisted League attorneys in all aspects of the grievance process, drafted various legal pleadings and memoranda, conducted numerous League-wide analyses and legal studies, and provided litigation support to League attorneys during arbitration hearings. Prior to joining the Dolphins, Herman was as an attorney with the firm Solferino & Solferino, L.L.P., and practiced commercial litigation in Mineola, New York.

Herman was born and raised in Northport, New York, where his mother (Kate) and two brothers (Taylor and Kyle) currently reside. He received a B.S. in industrial and labor relations from Cornell University, and earned his J.D., cum laude, from Hofstra University School of Law in 2007. He became a member of the New York State Bar in November 2008.



RON BROCKINGTON

REGIONAL SCOUT

COLLEGE: MASSACHUSETTS
NFL: 16TH SEASON
DOLPHINS: SEVENTH SEASON




Ron Brockington is entering his seventh season as a member of the Dolphins' scouting staff after spending the previous nine years in the player personnel department of the New York Jets, including the last seven as a scout. In his role with the Dolphins, Brockington is responsible for scouting the Mid-States portion of the United States.

Brockington started full-time with the Jets in 1997 when he worked in the team's personnel department. After two years as an assistant in player personnel, he was elevated to a scout for the 1999 season.

Brockington is a 1997 graduate of the University of Massachusetts-Amherst where he lettered as a running back for three seasons (1994-96). He had his best year as a senior when he led the team with 776 yards rushing and six touchdowns on 123 attempts. He earned his bachelor's degree in sports management. During the summers while he was in college (1993-96), Brockington worked in the Jets' operations department where he served in a myriad of roles. From 1991-93, he worked in the club's equipment room as a student assistant. As a high school student, he also helped in the team's marketing department in the summer of 1990.

Brockington is a native of Hempstead, N.Y., where he was a two-time All-Long Island linebacker (1990-91) at Hempstead High School. He resides in Indianapolis with his wife, Aixa, daughters, Dajanae and Savaya, and son, Christopher.



ADAM ENGROFF
REGIONAL SCOUT

COLLEGE: KANSAS STATE
NFL: 14TH SEASON
DOLPHINS: 14TH SEASON



Adam Engroff is entering his 14th season with the team and his ninth as a college scout after spending 2001 as the club's college scouting coordinator. In his current role, Engroff covers the western portion of the country in the team's scouting system.

Engroff first joined the Dolphins in 1999 in the team's college scouting department. During that time, he performed a myriad of functions, including college scouting and draft preparation. Prior to his tenure with the Dolphins, Engroff worked in football operations for the Orange Bowl Committee from 1998-99. He also worked for the Prep Recruiting Network from 1997-98, where he scouted high school football players.

A native of Topeka, Kansas, Engroff received his undergraduate degree from Kansas State in 1997. He went on to earn his master's degree in sports administration from Lynn University in Boca Raton, Fla., in 2000.

Engroff and his wife, Beth, reside in Boise, Idaho, with their sons, Austin and Brody.



ANTHONY HUNT
NATIONAL SCOUT

COLLEGE: ST. THOMAS
NFL: 19TH SEASON
DOLPHINS: 19TH SEASON



Anthony Hunt is in his 19th season with the Dolphins and his 13th as a college scout. As one of the team's national scouts, Hunt oversees the Eastern half of the United States in the Dolphins' system. Hunt has covered the Southeast, Southwest, Northeast and parts of the Midwest as a regional scout in previous years. He was also the team's BLESTO representative his first few seasons as a college scout.

Hunt joined the Dolphins in 1994 following his graduation from St. Thomas University, where he earned a bachelor's degree in sports administration. Hunt served as a scouting assistant in both the college and pro personnel departments during his first six years with the club.

A Miami native, Hunt attended Archbishop Curley-Notre Dame High School. Hunt and his wife, Suzy, reside in Flemington, N.J., with their two sons, Keaton and Marshall and daughter, Jolie.



Ron Labadie enters his 23rd year of service with the Dolphins in 2011. He spent his first 11 years with the club (1990-2000) as a college scout before spending the next six (2001-06) as the team's Director of College Scouting. As one of the team's regional scouts, Labadie focuses on the East Coast with regional responsibilities in the states of Ohio and Michigan.

Labadie joined the Dolphins after serving as head football coach and athletic director at Adrian College. A 1971 graduate of Adrian, Labadie returned to the school as head football coach in 1982. In his eight seasons as head coach of the Bulldogs, the team posted a 53-20 (.730) collegiate record. He guided the Bulldogs to MIAA Championships in 1983, 1988 and 1989, as well as leading his team to NCAA Division III playoff berths in 1983 and 1988. He was given the additional responsibilities of Director of Athletics for Men in May, 1985.

Before returning to Adrian, Labadie served as head football coach at Marshall (Mich.) High School (1974-81), where he compiled a 42-30 overall record, including a 39-15 mark over his last six years. Under Labadie, Marshall captured Twin Valley Conference Championships in 1976 and 1977.

A native of Paw Paw, Michigan, Labadie earned the school's most valuable player award three times (1968-70) and was named captain of the 1969 and '70 teams. He earned first team All-MIAA honors and led the conference with 10 touchdowns in five MIAA games as a senior. He was inducted into the school's Athletic Hall of Fame in 1981.

Labadie and his wife, Marilynn, have three children, Lisa (34), Brad (32) and Ben (27), and three grandsons, Gabe, Turner and Mason, and two granddaughters, Lucy and Grace.



THE LONGEST YARDS

Miami's 21-play, 92-yard drive vs. the New York Jets on January 1, 2012 was the longest scoring drive in terms of plays in franchise history. The previous team-long for a scoring drive was 18 plays, which happened three times (December 11, 2007 vs. Buffalo, September 17, 2008 at Arizona and December 27, 2009 vs. Houston). The drive against the Jets was also the longest scoring drive in team history in terms of time possession with 12 minutes and 29 seconds. The previous high was 10 minutes and 30 seconds vs. the Los Angeles Raiders on October 16, 1994.



MIKE MURPHY

REGIONAL SCOUT

COLLEGE: WILLIAM JEWELL
NFL: 17TH SEASON
DOLPHINS: FIFTH SEASON




Mike Murphy is entering his fifth season as a member of the Dolphins' scouting staff after spending the previous three seasons as a national scout with the Dallas Cowboys (2005-07). Murphy is responsible for scouting the South in the Dolphins' system.

Murphy got his start in the NFL as a pro personnel assistant in the scouting department of the Kansas City Chiefs from 1996-99. He moved on to the role as Midwest scout with the Seattle Seahawks in 2000 and served five years in that post before joining the Cowboys in 2005.

Before entering the NFL scouting ranks, Murphy was a coach at both the professional and collegiate levels. He first served on the staff at Iowa State as a graduate assistant from 1990-91, while pursuing his master's degree in higher education. He moved on to Arizona Western for one season (1992) prior to a two-year stint at Bethel College in Tennessee (1993-94), where he was that school's offensive coordinator. Two years as linebackers and special teams coach with the Ottawa Rough Riders of the Canadian League (1995-96) preceded his move into NFL scouting. He also spent one year (1989) assisting in the personnel department of the CFL's Winnipeg Blue Bombers, where his father, Cal, was the General Manager and Head Coach. In fact, Mike's father was inducted into the CFL Hall of Fame in 2004 following a 26-year career as both a coach and general manager in the CFL (1974-99) during which time he led teams that claimed nine Grey Cup championships.

A native of Vancouver, British Columbia, Murphy earned his degree in physical education from William Jewell College. He and his wife, Camille, were married on May 3, 2008. They have two girls, Tyler and Morgan, and make their home in Sarasota, Fla.



JOE SCHOEN

NATIONAL SCOUT

COLLEGE: DEPAUW
NFL: 12TH SEASON
DOLPHINS: FIFTH SEASON




Joe Schoen begins his fifth season as a part of the Dolphins' scouting staff after spending his first seven years in the NFL with the Carolina Panthers.

Schoen joined the Panthers in May of 2001 as a scouting assistant and was promoted to Southeast National Combine Scout one year later. In 2003, he began to scout the Southwest in Carolina's system. Prior to joining the Panthers on a full-time basis, he interned in the team's ticket office in January of 2000 while also having worked in the club's training camp later that same year in football operations.

Schoen was a three-year letterman at DePauw University (1997-2000) where he played quarterback as a freshman and wide receiver his final three years. As a senior he was named

the Thomas Mount Offensive Player of the Year while also being selected as a first-team All-Southern Collegiate Athletic Conference choice as he set the school single-season record for receptions with 80 (now 2nd). Overall in his collegiate career he amassed 153 receptions for 1,861 yards and 14 touchdowns. He ranks fifth in school history in receptions and sixth in receiving yards. Schoen, who earned his degree in communications from the Greencastle, Indiana school, also was named to the SCAC Academic Honor Roll his senior year.

A graduate of Elkhart (Ind.) Memorial High School, Schoen and his wife, Marie, have a daughter, Sydney Burke and a son Carson William.



MATT WINSTON
REGIONAL SCOUT

COLLEGE: TEXAS A&M
NFL: SIXTH SEASON
DOLPHINS: FIFTH SEASON

Matt Winston enters his fifth season with the Dolphins and second in his current role as a regional scout. Winston will focus on the Southwest Region of the country under the Dolphins scouting system.

In 2010, he served as a pro scout and spent his first two seasons in Miami working in the player personnel department as a scouting assistant, where he performed a variety of functions to aid in the day-to-day operations of the department.

Prior to joining the Dolphins in 2008, Winston was the Director of Football Operations at Florida International University in 2007 and worked as a college scouting intern for the Houston Texans in 2006.

A native of Midland, Texas, Winston is a graduate of Texas A&M and earned his MBA at Florida Atlantic University. Winston and his wife, Nicole, have two daughters, Avery and Gracyn, and live in Frisco, Texas.



ADAM HOWE
PRO SCOUT

COLLEGE: BRIDGEWATER STATE
NFL: FOURTH SEASON
DOLPHINS: FOURTH SEASON

Adam Howe enters his fourth season with the Dolphins and first in his current role as a pro scout. Howe originally joined the Dolphins in 2009 as a scouting assistant. In that role, he monitored personnel moves throughout the NFL, evaluated college and professional players and managed player databases. Howe also performed advance scouting, managed league-wide depth charts and coordinated player workouts.

Howe earned a Bachelor of Science degree in finance at Bridgewater State. A four-year starter and two-year captain as a defensive back, Howe left the school ranked second all-time

in interceptions with 14. He was also named the winner of the Bridgewater State Lee Harrington Unsung Hero Award as a senior. Howe moved to the sidelines to coach as a graduate assistant at Maine Maritime Academy in 2006. Howe then returned to his alma mater as an assistant coach in 2007 before his last collegiate stop at Springfield College as a graduate assistant wide receivers coach for the Pride during the 2008 season.

A native of Raynham, Mass., Howe is a graduate of Bridgewater-Raynham Regional High School. He resides in Davie, Fla.



NATE SULLIVAN
PRO SCOUT

COLLEGE: CALIFORNIA-SANTA BARBARA 
NFL: 16TH SEASON
DOLPHINS: 16TH SEASON



Nate Sullivan is in his 16th season with the Dolphins and the tenth in his current role as a pro scout. He spent his first four seasons with the club (1997-2000) working in the team's pro personnel department, where he performed a variety of functions, including advance scouting and player evaluation.

A 1996 graduate of the University of California-Santa Barbara, Sullivan earned his master's degree in sports administration from St. Thomas University in Miami in 1998.

A native of Pleasant Hill, Calif., Sullivan and his wife, JoAnne, reside in Edgewater, Fla.



KALEB THORNHILL
DIRECTOR OF PLAYER ENGAGEMENT

COLLEGE: MICHIGAN STATE 
NFL: FOURTH SEASON
DOLPHINS: THIRD SEASON



Kaleb Thornhill enters his third season as a member of the Dolphins in the role of Director of Player Engagement after spending an internship season in a similar capacity with the Detroit Lions. In his role, Thornhill assists players in a variety of off the field areas, while also helping the players in the transition process both into and out of the NFL through continuing education, financial education and providing assistance in dealing with family matters through player programs.

Thornhill joined the Dolphins from the Detroit Lions where he worked in the team's football operation and player development departments.

Prior to his time in Detroit, Thornhill served as graduate assistant to the athletics director at Michigan State University while earning his master's degree. During his time he created player development/mentor presentations that were shown to the athletics director and head director of student athlete support services and helped to develop a transition program for student-athletes.

Since joining the Dolphins, Thornhill has completed the NFL Athlete Develop Professional Certification Program conducted by the Wharton School Executive Education program.

Thornhill received his bachelor's degree from Michigan State in inner disciplinary studies in human resources in 2007 and his master's degree from the university in kinesiology, with a concentration in sports administration in 2009. A four-year letterman with the MSU Spartan football team, Thornhill started three years at middle linebacker. A team captain in 2007, he was also named as a four-time All-Academic Big Ten selection. Thornhill recorded 227 career tackles with 20.5 yards for losses in his collegiate career. He was named Michigan State's Patsy Ross Scholar/Athlete Award in 2007, an award is given to the team's top senior scholar-athlete.


A native of Lansing, Michigan, Thornhill's late father, Charlie, played on Michigan State's back-to-back Big Ten championship teams in 1965-66, while his brother, Josh, was a four year starter at linebacker for the Spartans from 1998-2001.



CHASE LESHIN
COLLEGE SCOUTING
COORDINATOR



CHRIS BUFORD
SCOUTING ASSISTANT



CODY RAGER
SCOUTING ASSISTANT



SCOTT BULLIS
MANAGER OF TEAM
OPERATIONS



STUART WEINSTEIN
DIRECTOR OF SECURITY



DOLPHINS COACHING LONGEVITY

In 2007, former Dolphins secondary coach Mel Phillips wrapped up an impressive 23-year stint as an assistant on the team's coaching staff, a span which began in 1985. Over this time, Phillips served under six of the first seven head coaches in team history. Phillips' 23-year tenure with the club is the second-longest among assistant coaches in team history and third overall, including head coaches.

| COACH | NO. | YEARS |
|--------------------------|-----|---------|
| Don Shula, Head Coach | 26 | 1970-95 |
| Carl Taseff, Assistant | 24 | 1970-93 |
| Mel Phillips, Assistant | 23 | 1985-07 |
| Tom Keane, Assistant | 20 | 1966-85 |
| John Sandusky, Assistant | 19 | 1976-94 |

ATHLETIC TRAINING



KEVIN O'NEILL

HEAD ATHLETIC TRAINER

COLLEGE: PITTSBURGH
NFL: 24TH SEASON
DOLPHINS: 17TH SEASON



Kevin O'Neill joined the Dolphins on March 1, 1996, as Head Athletic Trainer after serving seven seasons in a similar capacity with the Dallas Cowboys. Along with Troy Maurer, Noahisa Inoue and Jon Andino, O'Neill is responsible for the day-to-day treatment of Dolphins players in coordination with the club's medical staff.

In 2006, O'Neill and his staff were recognized by their peers as the "Athletic Training Staff of the Year" by the Professional Football Athletic Trainers Society.

With the Cowboys, O'Neill was a part of three Super Bowl Championship teams. He was also a member of a National Championship club during his four years (1985-89) as head athletic trainer at the University of Miami.

O'Neill spent three years as the assistant athletic trainer at the University of Tennessee, three years as the head athletic trainer at Oregon State, and one year at the University of Central Florida prior to joining the University of Miami.

After graduating from the University of Pittsburgh, O'Neill earned his master's degree in athletic training from the University of Arizona while serving as the athletic trainer for Catalina High School in Tucson, Ariz.

A Pittsburgh native, O'Neill and his wife, Anne, have two daughters, McKenzie and Kaitlyn, and live in Fort Lauderdale.



TROY MAURER

ASSISTANT ATHLETIC TRAINER

COLLEGE: PURDUE
NFL: 21ST SEASON
DOLPHINS: 21ST SEASON



Troy Maurer is entering his 21st season as Assistant Trainer with the Dolphins, having joined the organization in 1992. Along with Jon Andino, Naohisa Inoue and under the direction of Head Athletic Trainer Kevin O'Neill, he assists with the day-to-day training room operation and the rehabilitation of injured Dolphins players.

Following the 2011 season, Maurer was named as the AFC Tim Davey Assistant Athletic Trainer of the Year by the Professional Football Athletic Trainers Society. Maurer is the second recipient of the honor, which recognizes one assistant athletic trainer from each conference.

As voted by the members of the PFATS, this award is emblematic of the commitment, dedication and high level of integrity that Tim Davey brought to the field of athletic training and is representative of his level of service which he dedicated to his surrounding community.

In 2006, Maurer was part of the staff that was recognized by their peers as the "Athletic Training Staff of the Year" by the Professional Football Athletic Trainers Society.

A graduate of Purdue University, Maurer began his NFL career by serving undergraduate internships with both the Indianapolis Colts and New York Jets. Upon graduation from Purdue, he accepted a seasonal athletic trainer position with the Colts in 1989 before being hired by Doctors' Hospital in Coral Gables as an athletic trainer in the physical therapy department in 1990. Prior to joining the Dolphins, Maurer was Head Basketball Athletic Trainer and Assistant Football Athletic Trainer at Kansas State University during the 1990-91 and 1991-92 seasons.

A native of Lafayette, Indiana, Maurer and his wife, Jill, live in Coral Springs with their son, Luke, and daughter, Laura.



NAOHISA INOUE
ASSISTANT ATHLETIC TRAINER

COLLEGE: UNIVERSITY OF ILLINOIS AT CHAMPAIGN-URBANA
NFL: THIRD SEASON
DOLPHINS: THIRD SEASON



Naohisa Inoue (NOW-HE-SA, IN-EW-WAY) is entering his third season with the Dolphins, and second as an Assistant Trainer having joined the organization for the 2010 season. Along with Jon Andino, Troy Maurer and under the direction of Head Athletic Trainer Kevin O'Neill, he assists with the day-to-day training room operation and the rehabilitation of injured Dolphins players.

A 2001 graduate of Fuji University in Hanamaki, Iwate, Japan, Inoue earned a degree in economics while a four-year member of the baseball team. He is also a graduate of the University of Illinois where he earned a degree in Athletic Training.

Inoue was a student assistant for the Illini baseball and football teams during his time in Champaign-Urbana. Upon graduation from Illinois, he was accepted into the graduate program at the University of Kentucky where he worked with the Wildcats football program. Inoue began his NFL career by serving graduate internships with the Dolphins during the 2007 season.

A native of Toyonaka in Osaka, Japan, Inoue is single and lives in Davie.



JON ANDINO
ASSISTANT ATHLETIC TRAINER/PHYSICAL THERAPIST

COLLEGE: PITTSBURGH
NFL: THIRD SEASON
DOLPHINS: SECOND SEASON



Jon Andino is entering his second season with the Dolphins and his first as an Assistant Trainer/Physical Therapist having joined the organization for the 2011 season. Along with

Naohisa Inoue, Troy Maurer and under the direction of Head Athletic Trainer Kevin O'Neill, Andino assists with the day-to-day training room operation and the rehabilitation of injured Dolphins players.

A 2008 graduate of the University of Pittsburgh, Andino earned a Bachelor of Science in Athletic Training while assisting with the Panthers football, wrestling and women's volleyball teams. While at Pitt, he spent a year as an athletic training intern with the Pittsburgh Steelers. Andino also earned his Doctor of Physical Therapy degree in 2011. Prior to earning his doctorate, Andino completed a yearlong internship at the Centers for Rehab Services Westmoorland Athletic Club located in Greensburg, Pennsylvania, a sport Physical Therapy Clinic that focuses on the treatment and rehabilitation of local high school and collegiate athletes.

A native of Eldersburg, Maryland, Andino (ANN-de-NO) currently lives in Plantation.

MIAMI DOLPHINS MEDICAL CONSULTANTS

| | |
|--|-----------------------|
| Chief Orthopedic Consultant | Dr. George Caldwell |
| Orthopedic Consultant | Dr. Erol Yoldas |
| Orthopedic Consultant | Dr. Domenic Carreira |
| Internal Medicine Consultant | Dr. Frank Finlon |
| Internal Medicine Consultant | Dr. Gerald Kuykendall |
| Sports Dentistry Consultant | Dr. Ira Kotch, DDS |
| Optometry & Vision Training Consultant | Dr. Robert Davis |
| Optometry & Vision Training Consultant..... | Dr. James Morris |
| Chiropractic Consultant | Dr. Spencer Baron |

EQUIPMENT



JOE CIMINO
EQUIPMENT MANAGER

COLLEGE: ST. THOMAS
NFL: 19TH SEASON
DOLPHINS: 19TH SEASON



Joe Cimino is entering his 19th season as a member of the Dolphins equipment staff and sixth in his current role after being promoted to Equipment Manager during the 2007 offseason. He first worked in the department in 1987 prior to his return in 1995.


Cimino is responsible for issuing, ordering and maintaining all playing equipment for the team. Along with assistants Charlie Thiele, Jon Swede and Austin Pope, Cimino coordinates the transport of the club's equipment to and from each road site. He is a certified member of the Athletic Equipment Managers Association.

Cimino attended St. Thomas University in Miami, where he earned his undergraduate degree in Sports Administration and his Master's in Management.

A native of Dania, Fla., Cimino and his wife, Holly, reside in Davie with their daughter, Christianna, and their son, Christian.



AUSTIN POPE
ASSISTANT EQUIPMENT
MANAGER



JOHN SWEDE
ASSISTANT EQUIPMENT
MANAGER



CHARLIE THIELE
ASSISTANT EQUIPMENT
MANAGER

VIDEO



BOB HACK
VIDEO DIRECTOR

NFL: 27TH SEASON
DOLPHINS: 27TH SEASON

Bob Hack is beginning his 27th season with the Dolphins and fourth in the capacity of Video Director after spending the previous seasons as the Assistant Video Director. Hack joined the team in 1986, the first year that the NFL switched from movie film to video tape.

Along with Assistant Video Director Matt Taylor and Video Assistant Chris Plaster, the department is responsible for providing coaching and player personnel staffs with their audio/visual needs. They film all practices and games, and maintain an extensive video library. In addition, he helps maintain the team's digital video system used by the coaching staff and players. He currently is a member of the NFL Video Directors Committee.

Hack's background is in electronics and still photography. His hobbies include motorcycles and amateur radio.

Hack resides in Pembroke Pines.



MATT WINSTON
ASSISTANT VIDEO
DIRECTOR



CHRIS PLASTER
VIDEO ASSISTANT

MIAMI DOLPHINS CHEERLEADERS



The 2012 Miami Dolphins Cheerleaders squad consists of 45 ladies who perform on the sidelines to bring spirit and excitement to every Dolphins home game. The squad is diverse with first generation Americans from eight different countries and natives of four countries who represent 11 states and come together to rehearse three nights each week, cheer at the Dolphins games on Sundays and appear at a variety of community appearances. When these ladies are not performing, they are teachers, sales representatives, legal assistants, physical therapists, nurses, account executives and full-time students.

DORIE GROGAN – Senior Director of Entertainment and Cheerleaders

EMILY NEWTON SNOW – Cheerleader Director and Coordinator

ARIANN DENISON – Cheerleader Choreographer

JAMIE QUADROZZI – Cheerleader & Entertainment Coordinator

KATHERINE MILLIKEN – Event & Cheerleader Coordinator

2012 MIAMI DOLPHINS CHEERLEADERS

Marjorie Acosta
Grace Bernardoni
Elizabeth Blanco
Nikki Boston
Rochelle Bradley
Georgia Brown
Brianna Butler
Jessica Campos
Mariela Campuzano
Macy Cilella
Lauren Cohen

Brittany DePaz
Courtney DeFries
Paige DeFries
Natalie Diaz
Sara Eckel
Ashley Gantt
Jenny Hannah
Brienne Herndon
Megan Janosky
Chanika Johnson
Lauren Jones

Chelsea Krahenbuhl
Amy Madill
Melissa Martin
Ideleys Martinez
Karina Mejia
Stephanie Melim
Tori Moses
Brittany Murray
Nicole Overholt
Kasey Pollett
Samantha Ruiz

Lara Ryan
Alison Schiraldi
Tatiana Sensenig
Andrea Simeoni
Heather Smith
Carissa Spadaro
Kylee Small
Lily Watters
Natalie Wesley
Candi Wood
Kiley Young



T.D., the official mascot of the Miami Dolphins, has been a fixture at Dolphins games since his introduction at the Miami Dolphins' Draft Party on April 19, 1997. His charming personality, outstanding sense of humor, and ability to relate to young and old alike make him a "Fin"-tastic ambassador for the Dolphins.

T.D. performs at every Dolphins home game, but his job isn't done when the season is over. He can be found throughout South Florida, making appearances at schools, parades, hospitals, and various other functions.

An eight-time Pro Bowl mascot, T.D. has also performed at the Chinese New Year's Day Parade in Hong Kong, and he was the first mascot to participate in the Hall of Fame Game in Canton, Ohio.

When T.D. originally debuted, he had not yet been named. The Dolphins' "Name the Mascot Contest" drew more than 13,000 entries from all 50 states and more than 22 countries. Sara Fernandez of Miami was the first to submit the name "T.D.," and she won two tickets to Super Bowl XXXII when the name was selected at the annual Dolphins Awards Banquet on June 4, 1997.

Prior to T.D., the club had a live dolphin named "Flipper," who was situated in a fish tank in the open end of the Orange Bowl. The club also had "Dolfan Denny" patrol the sidelines for several seasons. However, with the debut of T.D., the Dolphins finally had an official mascot.

If you'd like to score a "T.D." at your next event, please e-mail JQuadrozzi@dolphins.com.




FLIPPER

From 1966-68, a live dolphin was situated in a water tank in the open (east) end of the Orange Bowl. He would jump in the tank to celebrate touchdowns and field goals. Flipper was removed from the Orange Bowl after 1968.

In the 1994 feature film, "Ace Ventura", starring Jim Carrey, the plot involved Snowflake, a fictional live dolphin who did tricks after the Dolphins score a touchdown and was the basis of the film after he was kidnapped as part of a revenge plot against Dan Marino.



SUN LIFE STADIUM



SUN LIFE STADIUM

347 Don Shula Drive, Miami Gardens, FL 33056 • (305) 943-8000
www.SunLifeStadium.com

SUN LIFE STADIUM

With 25 years as one of the nation's premier sports facilities, Sun Life Stadium is South Florida's home to the Miami Dolphins, University of Miami Hurricanes, Discover Orange Bowl game, the 2013 BCS National Championship, and other world-class events. This multi-purpose, open-air complex hosted its first football game in August 1987 and its first regular season Major League Baseball game in April 1993. It has been home to five Super Bowls, four BCS National Championships and was the first stadium to host the NFL Pro Bowl after 30 years of the game being held in Hawaii.

In 2007, the stadium underwent \$250 million in improvements and innovations, adding 360,000 square feet of programmable space, new leading edge technology and superior amenities. Additional enhancements were made in 2009 with the refurbishment of concession stands, installation of flat-screen TV's, renovation of the end zone executive suites, and the creation of the sideline club and lounge among many others. In 2010, new corporate offices were built on the east side of the Stadium in order to consolidate the business offices of the Miami Dolphins. "A Perfect Moment In Time" statue honoring Don Shula and the team's perfect moment in time immediately after the Dolphins completed their undefeated season in 1972, was unveiled and proudly adorns the entrance of the new offices.

HISTORY

Now in its 26th year of operation, the 75,000 seat, multi-purpose, open-air facility was the first of its kind to be constructed entirely with private funds, costing 115 million dollars when it was completed in 1987. The late Joe Robbie led the financing campaign to build "Joe Robbie Stadium" for the Miami Dolphins of the NFL. JRS revolutionized the economics of professional sports when it opened that year. Inclusion of a Club Level, along with Executive Suites, helped to finance the construction of the stadium. Season ticket holders committed to long term agreements and in return they received first-class amenities in a state-of-the-art facility which is still used as a model for new facilities across the country.

On March 7, 1990, H. Wayne Huizenga, then Chairman of the Board and Chief Executive Officer of Blockbuster Video and Huizenga Holdings Inc., agreed to purchase fifty percent of Joe Robbie Stadium and became the point man in the drive to bring Major League Baseball to South Florida. That effort was rewarded in July of 1991, when South Florida was awarded a National League expansion franchise. On January 24, 1994, Mr. Huizenga acquired the remaining fifty percent of the stadium to give him 100% ownership. Since 1991, more than 80 million dollars have been spent to upgrade and renovate the stadium. The improvement and revitalization of the building under Huizenga allowed the stadium to remain the finest sports and entertainment facility in the United States.

On August 26, 1996, Pro Player, the sports apparel division of Fruit of the Loom, sponsored the renaming of Joe Robbie Stadium as Pro Player Stadium. They became the first sports marketing and products company to entitle a stadium or arena.

The first football game in Joe Robbie Stadium was held on August 16, 1987, when the Miami Dolphins met the Chicago Bears in a preseason battle. The game also marked the 22nd anniversary of the Dolphins franchise. The stadium hosted the National Football League's premier game, Super Bowl XXIII, on January 22, 1989. It marked the return of the Super Bowl to South Florida after a ten-year absence. Subsequent Super Bowls staged at Land Shark Stadium are Super Bowl XXIX (January 29, 1995), Super Bowl XXIII (January 31, 1999) and Super Bowl XLI (February 4, 2007).

Major League Baseball officially began in South Florida in the spring of 1993 as the Florida Marlins opened their inaugural campaign as a National League team. On April 5, 1993, the "new" look of Joe Robbie Stadium as a baseball facility was unveiled to the public for the first time as the Florida Marlins hosted the Los Angeles Dodgers. The Marlins began their existence by finishing the first day in first place with a 6-3 win over the Dodgers. On September 28, 2011, the Marlins played their final game at Sun Life Stadium. A crowd of 34,615 watched as the Marlins drop a 3-1 decision to the Washington Nationals. In all, the Marlins played 1,504 games in the stadium and posted a record of 781-723.

In 1997, the stadium hosted four World Series games between the Marlins and the Cleveland Indians, including Game One on October 18, 1997, the first Series game ever played at the stadium, and Game Seven on October 26, 1997, which the Marlins won, 3-2 in 11 innings, to capture their first World Championship.

Before the arrival of the Marlins, the stadium had played host to 13 spring training games that attracted 370,000 fans and paved the way for baseball in South Florida.

Sun Life Stadium is equipped with a Prescription Athletic Turf (PAT) system which provides draining for its natural grass, and during February and March of 1995, the old PAT system was removed, and a new advanced mechanical drainage system was installed. At a cost of one million dollars, the new system provides three times the drainage capacity of the old system and ensures a firm, dry playing surface within half an hour's time after as much as a three inch per hour rainfall.

The stadium was renamed Dolphins Stadium in January 2005, as part of a major plan renovation initiated by owner Wayne Huizenga. In April 2006, Dolphins Enterprises CEO Joe Bailey announced and unveiled the new stadium logo and modified name. The stadium was named Dolphin Stadium and a new modern looking dolphin in orange, teal, blue and platinum colors with the words Dolphin Stadium was unveiled as the new stadium logo. Also unveiled were the two hi-definition video boards, the largest and second largest in professional sports. A new fascia LED ribbon-board was installed in July 2006. The installation of the new technology was just the beginning of a historic transformation.

Working with HOK Sport and Stiles Construction, both renowned in their respective fields of venue design and construction, the stadium completed a \$250 million improvements and innovations project that included the addition of 360,000 square feet of enclosed space, new casual sitting and gathering areas throughout the stadium, an all-new Club Level, refurbished luxury suites, new team merchandise store and other amenities.

In 2008, H. Wayne Huizenga sold fifty percent of the team, stadium and surrounding developable land to Stephen M. Ross, Chairman of the Related Companies, an international real estate development company. Mr. Huizenga remained the Managing General Partner of the franchise until he sold another forty-five percent of the team and stadium to Ross in January, 2009. Ross becomes General Managing Partner with 95 percent ownership of the Dolphins and the stadium while Huizenga retains a five percent share of both and remains a 50 percent partner in the land.

In one of his first moves to improve the fan experience at the stadium, in May, 2009, Mr. Ross and celebrated singer songwriter Jimmy Buffett announce that Dolphin Stadium will be renamed Land Shark Stadium. The unique branding brings Buffett's Margaritaville and Land Shark themes to enhance the game-day experience. To mark the announcement, Buffett performs three songs and unveils the new lyrics to his iconic song "FINS", written expressly for the team.

On January 20, 2010, the stadium's name was changed to Sun Life Stadium as the leading international financial services organization made Miami and South Florida a major part of a multi-city philanthropic endeavor through a comprehensive marketing partnership with the Miami Dolphins and the Miami Dolphins Foundation. The partnership's impact will be felt beyond the stadium and into the South Florida community. The two organizations have teamed up to bring the Sun Life Rising Star Awards program to South Florida through an annual donation to the Miami Dolphins Foundation.

LOCATION

The stadium is located at 347 Don Shula Drive in Miami Gardens, only one mile south of the Dade-Broward County Line. The 160-acre site stands midway between downtown Miami (16 miles) and downtown Fort Lauderdale (18 miles).

WORLD-CLASS EVENTS

Sun Life Stadium displays its versatility every year by hosting a wide variety of events. Along with Miami Dolphins football, University of Miami college football, the stadium is home to the

Discover Orange Bowl (which played host to the national championship game following the 1997, 2000, 2004 and 2008 seasons). The stadium has hosted five Super Bowls, including Super Bowl XLIV and the 2010 NFL Pro Bowl. Major League Baseball's premier event, the World Series, was played at the stadium in 1997 and 2003.

The stadium also hosted the Florida high school class 3A, 4A, 5A and 6A state championship football games in 2005, 2006 and 2007, international soccer, Monster Jam, lacrosse competition as well as various festivals and trade shows.

Numerous concerts have also been performed at the stadium, featuring entertainers such as Pink Floyd, Elton John/Billy Joel, the Rolling Stones, Chicago, Genesis, Gloria Estefan, Guns & Roses, The Who, Hall & Oates, Rod Stewart, Paul McCartney, New Kids on the Block, the Three Tenors World Tour, U2, 'N Sync, The Police, the Black Eyed Peas and Madonna.

EXECUTIVE SUITES

Sun Life Stadium's 190 suites offer luxury and comfort in the ultimate setting to watch any event. The 10, 12, 16, 20, 24 and 32-seat suites offer air conditioning and DirecTV access with NFL Sunday Ticket, multi-feed sound systems, refrigerators, ice-makers and private telephone services. Suite attendants provide personal service in each suite during the games. Centerplate caters the suites with a delectable, wide-variety of food and beverages from which to choose.

CLUB LEVEL SEATING

Located on the second level, the 10,200 Club Level seats provide exceptional luxury with the most space and leg room available in the stadium, featuring seats 21" wide (compared to the 19" wide general seating). The Club Seats lead to air-conditioned lounges with full-service bars, a variety of concession areas, sit-down restaurants and a Sports Fantasy Lounge. The protective overhang is also a unique element of the Club Level seats.

LIV SUN LIFE STADIUM

The South Beach experience made its way to Sun Life Stadium and Dolphins football games in 2010. More than 400 seats and 17 suites in the 300 and 200 levels of the stadium were cleared out to create the 10,000 square foot LIV Sun Life Stadium that has the look and feel of the LIV nightclub at the Fontainebleau Miami Beach hotel. Complete with a pair of bars, private cabanas and tables, dance floor and DJ booth, the space overlooks the west end zone and created a nightclub experience for the fan before, during and after the game.

DUFFY'S HALL OF CHAMPIONS

Located in the east end zone area of the Club Level, the Duffy's Hall of Champions allows groups of 50 to 150 to experience a Miami Dolphins football or other event in style. In addition to Club Level amenities and entertainment, the Hall of Champions offers luxurious oversized seats, an exquisite buffet, a full bar with bartender, a private elevator, 21 televisions and many other exclusive privileges.

DINING

Full service concession facilities, managed by Centerplate, are available on all levels and include the Everglades BBQ, Papa Johns and Edy's Ice Cream. On the Club Level, premium food stations feature delicacies such as sushi, coal-fire pizza, hand-carved sandwiches, sauté dishes, fresh baked desserts and much more.

VISIONS FOR THE FUTURE

Sun Life Stadium will continue to enhance the fan experience through its commitment to technology, entertainment and customer service. Additional improvements and innovations will take place every year to maintain the stadium as the premier showplace of the Americas.

STADIUM FACTS

| | |
|----------------------------|---|
| Stadium Address | 347 Don Shula Drive Miami Gardens, FL 33056 |
| Stadium Telephone | (305) 943-8000 |
| Relative Location | 16 miles northwest of downtown Miami 18 miles southwest of Fort Lauderdale 3/4 mile south of Calder Race Course 1 mile south of Dade-Broward county line on N.W. 27th Ave. |
| Opening Date | August 16, 1987 Chicago Bears 10, Miami Dolphins 3 |
| Project Cost | \$115 million/\$250 million renovation in 2007 |
| Method of Financing | Private, through lease of executive suites and club seats |
| Club Seats | originally sold on 10-year leases |
| Executive Suites | originally sold on 10-year leases |

| | |
|--|---|
| Project Site Area | 160 acres |
| Design Team | |
| Architect | HOK Sports Facilities Group (Kansas City, MS) |
| Construction Manager | Huber, Hunt and Nichols, Inc. (Indianapolis, IN) |
| Construction Consultant | George A. Fuller Company (New York, NY) |
| Structural Engineer | Bliss & Nyitray, Inc. (Miami, FL) |
| Civil Engineer | Keith and Schnars, P.A. (Fort Lauderdale, FL) |
| Mechanical, Electrical | Blum Consulting Engineers, Inc. (Dallas, TX) |
| Acoustical Consultant | The Joiner-Rose Group, Inc. (Dallas, TX) |
| Food Service Consultant | Cini-Little Associates, Inc. (Miami, FL) |
| Football/Soccer Seating Capacity | 75,540 |
| General Seating (19" chairback with armrest) | |
| Lower Deck | 27,397 |
| Upper Deck | 34,736 |
| Club Seats (21" chairback with armrest) | 10,209 |
| 193 Executive Suites (10, 12, 16, 20 and 24 seats) | 3,198 |
| Disabled Seating | 300 |
| First Baseball Game | March 11, 1988 |
| | Los Angeles Dodgers 10, Baltimore Orioles 8 |
| First Soccer Game | March 4, 1988 |
| | U.S. National team 2, Millonarios (Colombia) 1 |
| First Concert | July 3, 1988 |
| | Rod Stewart, Hall and Oates and Chicago |
| First Super Bowl | January 22, 1989 |
| | San Francisco 49ers 20, Cincinnati Bengals 16 |
| First Blockbuster Bowl | December 29, 1990 |
| (Micron P.C. Bowl, Carquest Bowl) | Florida State 24, Penn State 17 |
| First FedEx Orange Bowl | December 31, 1996 |
| | Nebraska 41, Virginia Tech 21 |
| First World Series | October 18, 1997 |
| | Florida Marlins 7, Cleveland Indians 4 |
| Press Boxes | |
| Working Press Seats | 150 |
| Radio/TV Booths | 10 |
| Stadium Access | |
| Gates | 8 |
| Ramps | (25 feet wide, 2 each corner) 8 |
| Escalators | (2 each corner) 8 |
| Elevators | 13 |
| | (7 club level, 2 service/emergency, 2 press, 1 office, 1 freight) |
| Parking | |
| On-Site (140 acres) | 24,137 cars |
| | 171 buses, 90 RVs, 85 limousines, 1 helipad |
| Building | |
| Overall Size | 648 feet x 736 feet |
| Height | 188 feet (150-foot building, 38-foot lights) |
| Prescription Athletic Turf | 128,000 square feet |
| Materials | |
| | 3 acres of sod for playing field |
| | 55,000 cubic yards of concrete |
| | 6,000 tons of reinforcing steel |
| | 5 miles of drain pipe |
| | 500,000 yards of excavation material |
| | 140 miles of electrical wire |
| | 3,300 pieces of precast concrete |
| | 25,000 square yards of carpet |
| Concessionaires and Novelties | Boston Culinary Group, Cambridge, MA |
| Facilities | |
| Concession Stands | 43 stands, 264 service lines |
| | 1 TV monitor per stand |
| Restrooms | 40 men, 40 women |
| Locker Rooms | (60 lockers in each) 4 |
| Playing Field | |
| Surface | Prescription Athletic Turf (Natural Grass) |
| Drainage | Firm Playing Surface Within 30 Minutes of a 3" Per Hour Rain |

Scoreboards

| | |
|-------------------------------------|------------------------------|
| Main (East End Zone) | 56 feet high x 142 feet long |
| Auxiliary (West End Zone) | 54 feet high x 104 feet long |
| Daktronics LED Video Display (West) | 50 feet high x 100 feet long |
| Daktronics LED Video Display (East) | 50 feet high x 140 feet long |
| Fascia LED Display | 2,105 feet wide |

| | |
|-----------------------------------|---|
| Lighting For Playing Field | 1,050 Metal Halide Instant Restrike Light Fixtures 150+ foot candles at playing field |
|-----------------------------------|---|

STADIUM HISTORY

- Mar. 5, 1976 – Consultants are hired to do feasibility study for South Florida stadium.
- July 21, 1976 – Preliminary plan for 70,000-seat stadium is unveiled.
- Nov. 15, 1977 – Miami voters reject \$15 million bond issue for Orange Bowl renovations.
- May 22, 1978 – Committee estimates to Dade County a cost of \$40 million to build a new Orange Bowl next to the old one with financing coming from a resort tax and ticket surcharge.
- Feb. 19, 1979 – County attorney rules resort tax money cannot be used to build a new Orange Bowl.
- March, 1979 – National Football League rejects Miami as a Super Bowl site until stadium situation is rectified.
- Dec. 22, 1981 – Dolphins owner Joe Robbie reveals that he is negotiating to develop privately a stadium at Lake Lucerne in north Dade County.
- Nov. 2, 1981 – Voters in Dade and Broward counties overwhelmingly defeat a sales tax increase which would go toward building a new stadium.
- Dec. 14, 1983 – City of Miami voters reject sales tax increase to renovate the Orange Bowl.
- Mar. 5, 1984 – Dolphins owner Joe Robbie announces plans to build a new multi-purpose stadium in north Dade County at the team's annual awards banquet.
- Mar. 13, 1984 – City of Miami voters reject raising taxes to pay for \$55 million bond issue to repair the Orange Bowl.
- May 10, 1984 – Dolphins owner Joe Robbie begins campaign to market Dolphin Stadium executive suites and club seats.
- July 3, 1984 – Metro Commission accepts 160 acres donated by Emil and Lawrence Morton at Lake Lucerne, then leases it to Dolphin Stadium Corporation for 99 years.
- Dec. 6, 1984 – Metro commissioners unanimously agree to let Dolphins owner Joe Robbie sell \$85 million in tax exempt bonds to finance his stadium project.
- Jan. 8, 1985 – Dolphins owner Joe Robbie announces that he is ready to spend two million dollars for stadium blueprints and engineering studies.
- Mar. 14, 1985 – At the NFL meetings in Phoenix, Dolphin Stadium is named as the host site for Super Bowl XXIII (1989).
- July 22, 1985 – Clearing of stadium site begins.
- Sept. 9, 1985 – South Florida Regional Planning Council recommends approval of proposed Dolphin Center.
- Sept. 26, 1985 – Metro Commission approves development order and zoning request of Dolphin Center.
- Dec. 1, 1985 – Groundbreaking ceremonies for Dolphin Stadium take place.
- Dec. 19, 1985 – Foundation permit is issued to Dolphin Stadium Corporation by Dade County.
- Dec. 26, 1985 – First concrete is poured at stadium site.
- Dec. 31, 1985 – Dolphins owner Joe Robbie obtains construction loan and is granted permanent financing for the new stadium.
- June 3, 1986 – Dolphins owner Joe Robbie plants a ceremonial 30-foot Royal Palm tree to begin a million-dollar beautification project for neighborhoods near Dolphin Stadium.
- Aug. 27, 1986 – Topping Out Ceremonies take place at Dolphin Stadium as highest point of construction is reached.
- Feb. 3, 1987 – Metro Commission unanimously passes a resolution recommending that Dolphin Stadium be named after its builder, Joe Robbie.
- April 30, 1987 – Tim Robbie, designated spokesman for the Robbie children, announces that Dolphin Stadium has been renamed "Joe Robbie Stadium."
- Aug. 2, 1987 – An estimated 40,000 people attend Family Day at Joe Robbie Stadium, the general public's first opportunity to see the new facility.
- Aug. 16, 1987 – The Miami Dolphins play host to the Chicago Bears in the first game ever played in Joe Robbie Stadium. The Bears put a damper on the festive evening with a 10-3 preseason victory in front of 63,451 fans. The date also marks the 22nd anniversary of the Dolphins franchise.

- Oct. 11, 1987 – The Dolphins' "replacement" team records a 42-0 shutout win over the Kansas City Chiefs in the first regular-season game at JRS.
- Mar. 4, 1988 – The first soccer game ever played at JRS takes place as part of the Marlboro Soccer Cup of Miami. The U.S. National team defeats Millonarios of Colombia, 2-1, in the match before 14,877 fans.
- Mar. 11, 1988 – The first baseball game ever played at JRS takes place in front of 24,247 spectators, then the largest crowd ever to see a major-league game in the state of Florida. The Los Angeles Dodgers defeat the host Baltimore Orioles, 10-8, in the exhibition contest. The following night, the Montreal Expos beat the Orioles, 9-3, with 17,830 in attendance. Seven home runs are hit each night as a temporary 30-foot wall in left field compensates for a distance of 272 feet down the foul line.
- April 16, 1988 – A technical inspection team from FIFA, soccer's international governing body, visits JRS as part of the United States' bid to host the 1994 World Cup.
- July 3, 1988 – The first concert ever held at JRS takes place. "Happy Birthday America '88" features performances by Rod Stewart, Hall and Oates and Chicago.
- Jan. 22, 1989 – The first Super Bowl ever held at JRS takes place. The game marks the first time since Super Bowl XIII (January 21, 1979) that the NFL's Championship game is played in Miami. The San Francisco 49ers defeat the Cincinnati Bengals, 20-16.
- Mar. 7, 1990 – H. Wayne Huizenga, Chairman of the Board and Chief Executive Officer of Blockbuster Video and Huizenga Holdings, Inc., agrees to purchase fifty percent of Robbie Stadium Corporation (the parent company of Joe Robbie Stadium), as well as a fifteen percent limited partnership interest in the Miami Dolphins.
- April 14 & 15, 1990 – Nearly 100,000 people pack the stands in Joe Robbie Stadium over a two-day period to see former Beatle Paul McCartney perform live in concert.
- April 17, 1990 – The Blockbuster Bowl, college football's newest post-season bowl game, is officially certified by the NCAA. The bowl is scheduled to kickoff its inaugural matchup on December 29, 1990, at Joe Robbie Stadium.
- Dec. 29, 1990 – The Florida State Seminoles defeat the Penn State Nittany Lions, 24-17, in the inaugural Blockbuster Bowl at JRS before a capacity crowd of 74,021.
- Jan. 5, 1991 – Dolphins host the Kansas City Chiefs in the first NFL playoff game ever played in JRS. The Dolphins come back to defeat the Chiefs, 17-16.
- Jan. 28, 1991 – Seats are removed on the north side of JRS to begin renovating for baseball.
- March 26, 1991 – H. Wayne Huizenga and the Robbie family jointly purchase 42 acres adjacent to JRS. In addition, Huizenga purchases two additional lots, totaling 65 acres. The lots were purchased from the estates of Emil and Lawrence Morton.
- March 30, 1991 – The New York Yankees and the Baltimore Orioles play an exhibition game before 67,654 fans at Joe Robbie Stadium – the largest crowd ever to watch a baseball game in a non-Major League city. The Yankee-Oriole game the following day draws 57,359, giving the two-game series at JRS a total attendance figure of 125,013.
- May 23, 1991 – At the NFL meetings in Minneapolis, Joe Robbie Stadium is selected as the host site for Super Bowl XXIX, to be played on January 29, 1995.
- June 10, 1991 – The National League expansion committee recommends South Florida (Joe Robbie Stadium) and Denver to Major League Baseball's ownership committee as the two sites for National League expansion. The two teams will begin play in 1993.
- July 18, 1991 – Major League Baseball officially awards South Florida a National League expansion franchise, the Florida Marlins, who will begin play in 1993 at JRS.
- Jan. 25, 1992 – The U.S. World Cup soccer team faces the Soviet National Team (C.I.S.) before a South Florida-record soccer crowd of 30,386.
- Jan. 17, 1993 – The Dolphins host the Buffalo Bills in the first AFC Championship Game ever played at JRS. The Bills defeat the Dolphins, 29-10, and advance to Super Bowl XXVII.
- April 5, 1993 – In the first regular season baseball game ever played at JRS, the Florida Marlins win their inaugural game, defeating the Los Angeles Dodgers, 6-3.
- Jan. 24, 1994 – H. Wayne Huizenga acquires remaining 50% of Joe Robbie Stadium and the additional 85% of the Miami Dolphins, leaving him with 100-percent ownership of both the stadium and Dolphins.
- Jan. 25, 1995 – The second Super Bowl game held at JRS takes place. In Super Bowl XXIX, the San Francisco 49ers defeat the San Diego Chargers, 49-26.
- May 11, 1996 – Al Leiter of the Marlins pitches the first no-hitter in JRS history, shutting out the Colorado Rockies, 11-0.
- Aug. 26, 1996 – Pro Player, the sports apparel division of Fruit of the Loom, sponsors the renaming of Joe Robbie Stadium to Pro Player Stadium for \$20 million over a 10-year period.
- Oct. 31, 1996 – At the NFL meetings in New Orleans, Pro Player Stadium is selected as the host site for Super Bowl XXXIII, to be played on January 31, 1999.

- Dec. 31, 1996 – The Nebraska Cornhuskers defeat the Virginia Tech Hokies, 41-21, in the first FedEx Orange Bowl played at Pro Player Stadium.
- Mar. 8, 1997 – Pro Player Stadium plays host to the Three Tenors concert (Luciano Pavrotti, Plácido Domingo, Jose Carreras).
- Oct. 18, 1997 – Pro Player Stadium hosts its first ever World Series game, as the Florida Marlins defeat the Cleveland Indians, 7-4, in Game One.
- Oct. 25, 1997 – The Pro Player Stadium crowd of 67,498 to watch the Marlins defeat the Indians in Game Six is the largest to see a World Series game since 1954.
- Oct. 26, 1997 – Edgar Renteria's single in the bottom of the 11th inning of Game Seven of the World Series drives in Craig Counsell to give the Marlins a 3-2 win and the World Championship.
- Jan. 31, 1999 – The third Super Bowl game held at Pro Player Stadium takes place. In Super Bowl XXXIII, the Denver Broncos defeat the Atlanta Falcons, 34-19.
- Jan. 3, 2001 – The Oklahoma Sooners defeat the Florida State Seminoles, 13-2, in the FedEx Orange Bowl to win the National Championship.
- Aug. 2, 2001 – Pro Player Stadium plays host to the *NSYNC concert.
- Oct 21, 2003 – Pro Player Stadium hosts its second World Series as 65,731 fans file in to watch the New York Yankees defeat the Florida Marlins, 6-1, in Game 3 of the Fall Classic. Marlins rebound to win their second world title in six games.
- Jan. 4, 2005 – USC defeats Oklahoma, 55-19, in the FedEx Orange Bowl to claim the national championship.
- Jan. 10, 2005 – Pro Player Stadium is re-named Dolphins Stadium. A three-phase improvement process to the stadium includes a remodeled club level and luxury suites, improved traffic flow, additional parking and state-of-the-art scoreboards.
- April 8, 2006 – Owner H. Wayne Huizenga and Dolphins Enterprises CEO Joe Bailey announce and unveil a new logo and modified name for the stadium. The new name, Dolphin Stadium, appears on the new logo with a contemporary-looking dolphin. The world's largest hi-definition video boards are also unveiled and used for the first time. Dolphin Stadium begins a \$250 million historic transformation.
- Dec., 2006 – Dolphin Stadium begins a \$250 million historic transformation unlike any stadium in the United States has experienced. With the addition of 360,000 square feet, Dolphin Stadium is creating space for incredible experiences.
- Feb. 4, 2007 – The fourth Super Bowl held at Dolphin Stadium takes place. In Super Bowl XLI the Indianapolis Colts defeat the Chicago Bears, 29-17.
- July 10, 2007 – "Sting" and The Police perform at Dolphin Stadium
- Jan. 3, 2008 – Kansas Jayhawks defeat the Virginia Tech Hokies, 24-21, in the 74th FedEx Orange Bowl.
- Feb. 22, 2008 – H. Wayne Huizenga announces Stephen M. Ross becomes 50% partner of stadium and team.
- Aug. 28, 2008 – The University of Miami plays its first home football game at Dolphin Stadium with a 52-7 win over Charleston Southern before a crowd of 48,119.
- Nov. 26, 2008 – Madonna performs at Dolphin Stadium.
- Dec. 30, 2008 – The NFL announces that Dolphin Stadium will be the first venue in recent history to host the Pro Bowl outside of Hawaii. The 2010 Pro Bowl is only the second Pro Bowl played in the same city as the Super Bowl. The Los Angeles Coliseum hosted the first Super Bowl on January 15, 1967, and the Pro Bowl the following week. The 2010 Pro Bowl will be played on Sunday, January 31, 2010 also the site of Super Bowl XLIV a week later on Sunday, February 7.
- Jan. 8, 2009 – The Florida Gators win their second National Championship in three years with a 24-14 win over the Oklahoma Sooners in the 2009 BCS National Championship Game played before a crowd of 78,468 at Dolphin Stadium.
- Jan. 20, 2009 – Wayne Huizenga and Stephen M. Ross jointly announce that Ross has closed on the purchase of an additional 45 percent of the Miami Dolphins and Dolphin Stadium. Coupled with his earlier purchase of 50 percent of the franchise, the stadium, and the excess developable land last February 22, Ross now has 95 percent ownership of the Dolphins and the stadium while Huizenga will retain a 5 percent share of both and remains a 50 percent partner in that land.
- Mar. 14-18, 2009 – Dolphin Stadium plays host to the second round (Pool 2) of the World Baseball Classic. A total of six games are played at the stadium featuring Puerto Rico, the Netherlands, United States and Venezuela. The United States and Venezuela advanced from the group to the semi-finals in Los Angeles.
- May 3, 2009 – Mike Dee is named as Chief Executive Officer of the Miami Dolphins and Dolphin Stadium by Dolphins Owner and Managing General Partner Stephen M. Ross. Dee is responsible for the business development and growth of both entities and to position the team and the stadium in the forefront of the sports and entertain-

- ment field. Dee joins the Dolphins after 14 years in Major League Baseball, including the last five as Chief Operating Officer of the Boston Red Sox.
- May 8, 2009 – Stephen M. Ross and celebrated singer songwriter Jimmy Buffett announce that Dolphin Stadium will be renamed Land Shark Stadium. The unique branding brings Buffett's Margaritaville and Land Shark themes to enhance the game-day experience. To mark the announcement, Buffett performs three songs and unveils the new lyrics to his iconic song "FINS", written expressly for the team.
 - Nov. 4, 2009 – Honduras plays Peru in an international soccer friendly match.
 - Jan. 20, 2010 – Landshark Stadium is renamed Sun Life Stadium after Sun Life Financial enters into a multi-year naming rights partnership with the stadium and the Dolphins.
 - Jan. 31, 2010 – The 2010 NFL Pro Bowl takes place at Sun Life Stadium. The first Pro Bowl game to be played outside of Hawaii in 30 years.
 - Feb. 7, 2010 – The fifth Super Bowl at Sun Life Stadium takes place. The New Orleans Saints defeat the Indianapolis Colts, 31-17.
 - April 3, 2010 – Paul McCartney's "Up & Coming Tour" stops at Sun Life Stadium.
 - Aug. 19, 2010 – Miami Dolphins CEO Mike Dee, City of Miami Gardens Mayor Shirley Gibson and other local dignitaries announce that a state-of-the-art new mega water theme park will be erected across Dan Marino Boulevard. The development will span 39.9 acres on the south parking lots south of Dan Marino Boulevard and is scheduled to open in 2013.
 - Sept. 26, 2010 – LIV Sun Life Stadium makes its debut during the Dolphins-Jets game. The South Beach-style club is situated west endzone in the stadium's Club Level. It combines the excitement of Dolphins football with the allure of South Beach and features waitress and butler service, premium bars, HDTVs, celebrity appearances, DJs and a dance floor.
 - Feb. 9, 2011 – At the Fontainebleau Hotel in Miami Beach, it is announced that WrestleMania XXVIII will be held at Sun Life Stadium on April 1, 2012. In addition to the actual main event, which will be televised via pay-per-view to more than 100 countries, there will be a weeklong slate of events similar to Super Bowl week. Among them will be the 2012 WWE Hall of Fame Induction Ceremony, WrestleMania Axxess, the finals of the WrestleMania Reading Challenge and a Celebrity Pro-Am Golf Tournament.
 - June 29, 2011 – Featuring one of the biggest concert stages ever built, the U2 360 Tour stops at Sun Life Stadium before a crowd of more than 73,000.
 - Aug. 3, 2011 – FC Barcelona, the 2011 UEFA Champions League champions, face one of Mexico's most popular clubs, CD Guadalajara, as part of the 2011 Herbalife World Football Challenge, at Sun Life Stadium. This marks the first time ever FC Barcelona has played in South Florida. Chivas stuns Barcelona, 4-1, on four second half goals before a record crowd of 70,080 to see a soccer event in South Florida. It eclipsed the previous record of 57,724 set in 1984 when Columbia played AC Milan in the Orange Bowl.
 - Sept. 28, 2011 – The Marlins play their final game at Sun Life Stadium. A crowd of 34,615 watch as the Marlins drop a 3-1 decision to the Washington Nationals. Since their debut season in 1993, in all the Marlins played 1,504 games in the stadium and posted a record of 781-723.
 - Nov. 23, 2011 – The Black Eyed Peas play their final show in an all-star heavy concert featuring Cee Lo Green, Jason DeRulo, T-Pain, Sean Kingston, Flo Rida, DJ Smiley, and host Queen Latifah.
 - March 3, 2012 – The inaugural Orange Bowl Lacrosse Classic is held at Sun Life Stadium as the all-day event features three high school games, a middle-school contest and an interactive lacrosse camp.
 - April 1, 2012 – The WWE's WrestleMania XXVIII is held at the stadium before a crowd of 78,363. The four-hour show featured CM Punk, John Cena, The Rock, The Undertaker, Triple H, as well as Flo Rida, Diddy and MGK.
 - June 23, 2012 – The World Soccer Masters Tour stops at Sun Life Stadium as a crowd of 48,327 watched as Lionel Messi and other stars come together. Messi, who has been named the World Soccer Player of the Year the previous three seasons, makes his South Florida debut by scoring three goals and adding two assists in a steady game-long rain as his Black Masters team tie the Red Stars, 7-7.

STADIUM “FIRSTS”

FOOTBALL

PRESEASON GAME: 8/16/87 – Chicago 10, Dolphins 3

REGULAR SEASON GAME: 10/11/87 – Dolphins 42, Kansas City 0

DOLPHIN PLAYOFF GAME: 1/5/91 – Dolphins 17, Kansas City 16

AFC CHAMPIONSHIP GAME: 1/17/93 – Buffalo 29, Dolphins 10

SUPER BOWL: 1/22/89 – San Francisco 49ers 20, Cincinnati Bengals 16

COLLEGE BOWL GAME: 12/29/90 – Florida State 24, Penn State 17 (Blockbuster Bowl)

DOLPHIN WIN: 10/11/87– Dolphins 42, Kansas City 0

DOLPHIN LOSS: 10/25/87 – Buffalo 34, Dolphins 31 (OT)

DOLPHIN SHUTOUT: 10/11/87 – Dolphins 42, Kansas City 0

SHUTOUT, OPPONENT: 7/26/91 – Chicago 6, Dolphins 0 (preseason)

OVERTIME GAME: 10/25/87– Buffalo 34, Dolphins 31

PLAYER TO VISIT PPS WITH TWO DIFFERENT TEAMS: Doug Flutie (Chicago, 8/16/87 and New England, 12/28/87)

REGULAR SEASON GAMES

NATIONAL ANTHEM, PERFORMANCE: Thomas Brown, III vs. Kansas City, 10/11/87 (played trumpet)

NATIONAL ANTHEM, SINGING: Pete Harris vs. Buffalo, 10/25/87

COIN TOSS: vs. Kansas City, 10/11/87 (won by Chiefs)

DOLPHIN CAPTAINS: Kyle Mackey, Tim Pidgeon, Demetrious Johnson

KICKOFF: Willie Beecher (Dolphins) vs. Kansas City, 10/11/87 (to 2-yard line)

KICKOFF RETURN: Kevin Wyatt of Kansas City, 10/11/87 (21 yards)

DOLPHIN KICKOFF RETURN: Pete Roth vs. Kansas City, 10/11/87 (23 yards)

TACKLE, ON KICKOFF: Scott Nicolas (Dolphins) vs. Kansas City, 10/11/87 (of Kevin Wyatt)

KICKOFF RETURNED FOR TD: Stanford Jennings (Cincinnati) vs. San Francisco (SB XXIII), 1/22/89

PUNT: Kelly Goodburn of Kansas City, 10/11/87 (47 yards)

DOLPHIN PUNT: Stacy Gore vs. Kansas City, 10/11/87 (35 yards)

PUNT RETURN: Mike Caterbone (Dolphins) vs. Kansas City, 10/11/87 (15 yards)

PUNT RETURNED FOR TD: O.J. McDuffie (Dolphins) vs. Indianapolis, 10/24/93 (71 yards)

BLOCKED PUNT: William Judson (Dolphins) vs. Green Bay, 9/18/88

PENALTY: On Dolphins vs. Kansas City, 10/11/87 (illegal formation)

FIELD GOAL ATTEMPT: Willie Beecher (Dolphins) vs. Kansas City, 10/11/87 (missed from 49 yards)

FIELD GOAL: Scott Norwood of Buffalo, 10/25/87 (41 yards)

DOLPHIN FIELD GOAL: Fuad Reveiz vs. Buffalo, 10/25/87 (46 yards)

TURNOVER: Alex Espinosa of Kansas City intercepted by Liffort Hobley of Dolphins, 10/11/87

DOLPHIN TURNOVER: Lawrence Sampleton fumbles (recovered by James Harrell) vs. Kansas City, 10/11/87

FUMBLE: Blaine Smith of Kansas City, 10/11/87 (own recovery)

DOLPHIN FUMBLE: Lawrence Sampleton vs. Kansas City, 10/11/87 (recovered by Chiefs' James Harrell)

FORCED FUMBLE: Mike Lambrecht (Dolphins) vs. Kansas City, 10/11/87 (on Chris Smith)

FUMBLE LOST: Chris Smith of Kansas City, 10/11/87 (recovered by Liffort Hobley)

FUMBLE RECOVERY: Blaine Smith of Kansas City 10/11/87 (his own)

FUMBLE RETURNED FOR TD: Liffort Hobley (Dolphins) vs. Kansas City, 10/11/87 (55 yards)

INTERCEPTION: Liffort Hobley (Dolphins) vs. Kansas City, 10/11/87 (of Alex Espinosa)

INTERCEPTION RETURNED FOR TD: Donnie Shell of Steelers, 11/1/87 (50 yards)

SCORING PLAY: Rickey Isom (Dolphins) vs. Kansas City, 10/11/87 (6-yard TD run)

SCORING PLAY, OPPONENT: Scott Norwood of Buffalo, 10/25/87 (41-yard FG)

TOUCHDOWN: Rickey Isom (Dolphins) vs. Kansas City, 10/11/87 (6-yard run)

RUSHING TOUCHDOWN: Rickey Isom (Dolphins) vs. Kansas City, 10/11/87 (6 yards)

RUSHING TOUCHDOWN, OPPONENT: Robb Riddick of Buffalo, 10/25/87 (1 yard)

PASSING TOUCHDOWN: Dan Marino to Mark Duper (Dolphins) vs. Buffalo, 10/25/87 (5 yards)

PASSING TOUCHDOWN, OPPONENT: Jim Kelly to Chris Burkett (Buffalo), 10/25/87 (14 yards)

DEFENSIVE TOUCHDOWN: Liffort Hobley (Dolphins) vs. Kansas City, 10/11/87 (55-yard fumble return)

DEFENSIVE TOUCHDOWN, OPPONENT: Donnie Shell of Steelers, 11/1/87 (50-yard interception return)

SPECIAL TEAMS TOUCHDOWN: Marc Logan (Dolphins) vs. Buffalo, 9/10/89 (blocked punt recovery)

SCORING DRIVE: By Miami (7 plays, 54 yards in 3:28) vs. Kansas City, 10/11/87

PAT: Willie Beecher (Dolphins) vs. Kansas City, 10/11/87 (Good)

MISSED PAT: Fuad Reveiz (Dolphins) vs. Washington, 12/20/87

FIRST DOWN: Robert Parker of Kansas City, 10/11/87 (1-yard run)

DOLPHIN FIRST DOWN: Dameon Reilly (Dolphins) vs. Kansas City, 10/11/87 (16-yard pass from Kyle Mackey)

THIRD-DOWN CONVERSION: By Kansas City, 10/11/87 (Robert Parker 1-yard run)

DOLPHIN THIRD-DOWN CONVERSION: vs. Kansas City, 10/11/87 (16-yard pass from Kyle Mackey to Dameon Reilly)

FOURTH-DOWN CONVERSION: By Dolphins vs. Buffalo, 10/25/87 (17-yard pass from Dan Marino to Mark Duper)

TACKLE: Mike Lambrecht (Dolphins) vs. Kansas City, 10/11/87 (of Robert Parker)

TACKLE, OPPONENT: Chris Lindstrom of Kansas City, 10/11/87 (of John Tagliaferri)

QB SACK: Ike Readon (Dolphins) vs. Kansas City, 10/11/87 (of Matt Stevens)

QB SACK, OPPONENT: Bruce Smith of Buffalo, 10/25/87 (of Dan Marino)

RUSHING ATTEMPT: Robert Parker of Kansas City, 10/11/87 (2 yards)
DOLPHIN RUSHING ATTEMPT: John Tagliaferri vs. Kansas City, 10/11/87 (2 yards)
PASSING ATTEMPT: Matt Stevens of Kansas City, 10/11/87 (incomplete, intended for David Montagne)
DOLPHIN PASSING ATTEMPT: Kyle Mackey vs. Kansas City, 10/11/87 (incomplete, intended for Eddie Chavis)
PASS COMPLETION: Matt Stevens to John Trahan (Kansas City), 10/11/87 (5 yards)
DOLPHIN PASS COMPLETION: Kyle Mackey to Mark Konecny vs. Kansas City, 10/11/87 (10 yards)
TIMEOUT: By Dolphins vs. Kansas City, 10/11/87 (2:23 of 2nd quarter)

BASEBALL

EXHIBITION GAME: March 11, 1988, Los Angeles Dodgers 10, Baltimore Orioles 8

REGULAR SEASON GAMES:

GAME: April 5, 1993, Florida Marlins 6, Los Angeles Dodgers 3
CEREMONIAL FIRST PITCH: New York Yankee great Joe DiMaggio
PITCH: Charlie Hough (Marlins) a called strike to Jose Offerman (Dodgers), 4/5/93
HIT: Bret Barberie (Marlins) first inning single to left field off Orel Hershiser (Dodgers), 4/5/93
DOUBLE: Eric Davis (Dodgers) second inning, 4/5/93
TRIPLE: Walt Weiss (Marlins), second inning, 4/5/93
HOME RUN: Tim Wallach (Dodgers), sixth inning solo home run over left field wall, 4/5/93
RUN: Benito Santiago (Marlins), second inning, 4/5/93
RBI: Walt Weiss (Marlins), second inning, 4/5/93
STOLEN BASE: Jeff Conine (Marlins), eighth inning 4/5/93
STRIKEOUT: Jose Offerman (Dodgers) goes down looking to Charlie Hough in first inning, 4/5/93
WALK: Eric Karros (Dodgers), second inning off Charlie Hough, 4/5/93
ERROR: Jody Reed (Dodgers), muffs first inning ground ball hit by Scott Pose, 4/5/93
WINNING PITCHER: Charlie Hough (Marlins), 4/5/93
LOSING PITCHER: Orel Hershiser (Dodgers), 4/5/93
SAVE: Bryan Harvey (Marlins), 4/5/93
NO-HITTER: Al Leiter (Marlins), 5/11/96
WORLD SERIES GAME: October 18, 1997, Florida Marlins 7, Cleveland Indians 4

SOCCER

(all 3/4/88, U.S. vs. Millonarios)

GAME: 3/4/88 U.S. National team 2, Millonarios (Colombia) 1
GOAL: Jorge Raigoza (Millonarios) at 55:44
ASSIST: Ruben Dario Hernandez (Millonarios)
GAME-WINNING GOAL: Bruce Murray (U.S.), at 78:34
PENALTY KICK: Tab Ramos (U.S.), saved by Ruben Cousillas of Millonarios



THE ORANGE BOWL

The 1986 season marked the end of an era for the Miami Dolphins as the team played its final season in the Orange Bowl. In 21 years there, the Dolphins posted a 110-38-3 (.738) regular-season record.

In the playoffs, Miami was 10-4 at the 75,206-seat Orange Bowl, giving the team a 120-43-3 (.736) mark in all games played there.

Miami played in the Orange Bowl from the team's initial season in 1966 through the 1986 campaign.

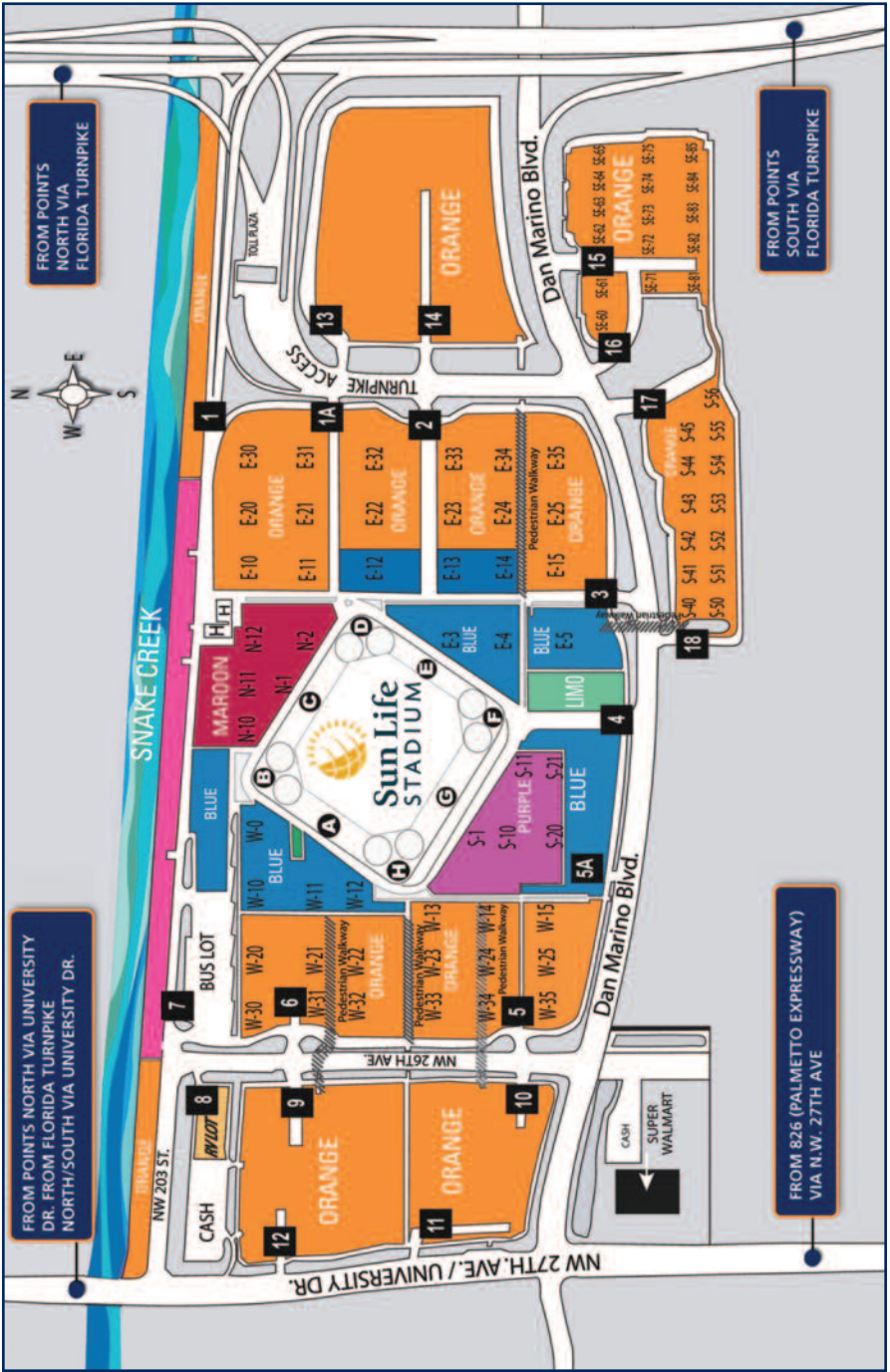
From 1966 to 1969, the Orange Bowl had a grass playing field. The playing surface was changed to Poly-Turf in 1970, was replaced in 1972 and finally removed in March, 1976, so that Prescription Athletic Turf could be installed.

The Orange Bowl was the site of many great sporting events, including five Super Bowls, the annual Orange Bowl Classic, Olympic soccer matches and championship boxing matches.

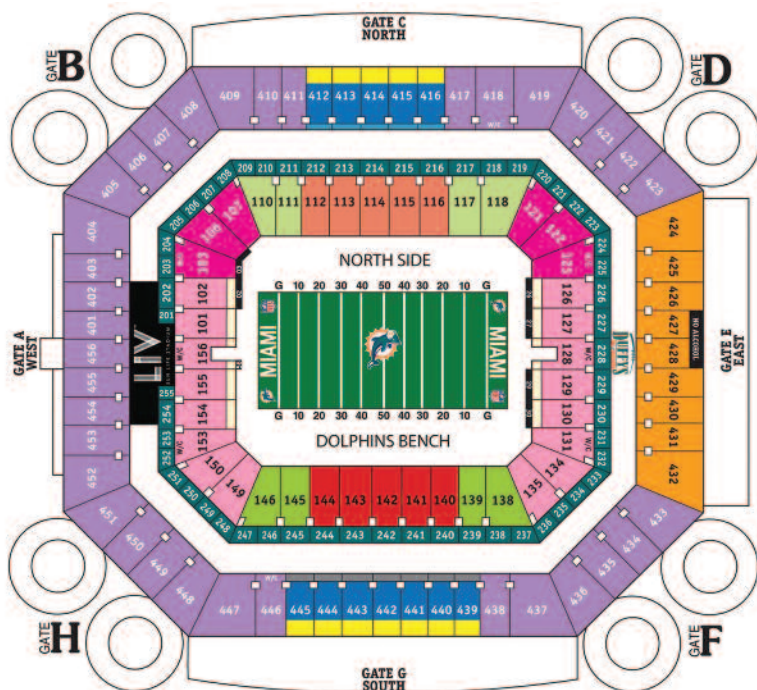
The 2007 season was the final one for the Orange Bowl. The University of Miami, who called the OB home from 1937-2007, played its final game there on November 10, 2007, when they dropped a 48-0 decision to the University of Virginia. The final collegiate game at the Orange Bowl occurred on December 1, 2007 when Florida International defeated North Texas, 38-19. The final organized game took place on January 4, 2008 in "The O-D All-American Bowl," a high school all-star game. A "Farewell To The Orange Bowl" celebration was held on January 26, 2008. Approximately 15,000 people watched a team of ex-Miami Hurricanes beat a team of ex-Dolphins, 65-51, in a flag-football exhibition. Demolition began in March of 2008 and was completed in May.



SUN LIFE STADIUM PARKING MAP



2012 TICKET INFORMATION



| SEATING CATEGORY | | SEASON TICKET PRICES | SINGLE GAME TICKET PRICES |
|------------------|-----------------------------------|----------------------|---------------------------|
| LOWER LEVEL | LOWER PRIME SOUTH | \$120 | \$150 |
| | LOWER PRIME NORTH | \$115 | \$145 |
| | LOWER SIDELINE SOUTH | \$110 | \$135 |
| | LOWER SIDELINE NORTH | \$105 | \$130 |
| | LOWER ENDZONE (ROWS 1-4) | \$105 | \$130 |
| | LOWER CORNER/ENDZONE | \$87 | \$110 |
| | TD ZONE | \$75 | \$85 |
| UPPER LEVEL | UPPER PRIME LOGE SOUTH (ROWS 1-4) | \$100 | \$125 |
| | UPPER PRIME LOGE NORTH (ROWS 1-4) | \$95 | \$120 |
| | UPPER PRIME (ROWS 5-20) | \$75 | \$85 |
| | UPPER SIDELINE (ROWS 21-30) | \$50 | \$60 |
| | UPPER CORNER/ENDZONE | \$42 | \$52 |
| | PHAN ZONE | \$34 | \$45 |

Miami Dolphins season tickets are available at Dolphins.com, at the Dolphins Ticket Office located at Gate E of Sun Life Stadium, by phone at 1-888-FINS-TIX and at Ticketmaster.com or any of its ticket centers.

The Dolphins Ticket Office is open Monday through Friday, 8:30 am to 5:30 pm and during the season Saturdays from 10 am to 2 pm. Group seating of 10 or more individuals is also available through the Dolphins Ticket Office. For premium seating, please call 305-623-6200.

Individual game tickets are available on Ticketmaster.com, its tickets centers, at Sun Life Stadium's Box Office or at Dolphins.com.

MIAMI DOLPHINS TICKET OFFICE

Season Tickets.....1-888-FINS-TIX
 Group Tickets.....1-888-FINS-TIX
 Premium Seating305-623-6200
 Dolphins Express.....1-888-FINS-BUS
 (SW FL, Palm Beach)

TICKETMASTER

Single Game Tickets1-800-745-3000
 Ticketmaster Express1-866-448-7849
 US Fan Support.....1-800-653-8000

DOLPHINS TRAINING FACILITY



On July 11, 1993, the Miami Dolphins officially moved into their brand new training facility at Nova Southeastern University in Davie, Florida, from their long-time base at St. Thomas University in Miami.

The ten million dollar state-of-the-art facility covers 98,452 square feet and incorporates the latest technology and advances that were utilized in the design of other NFL training facilities.

The Dolphins' training center not only houses the team's football operation personnel, but it also serves as the site of the club's preseason training camp and all off-season conditioning programs.

The facility includes a large locker room area, sauna and steam rooms, a therapy swimming pool, a cold plunge pool, whirlpools, and one of the largest weight training rooms in the NFL.

In addition to the physical training needs, modern support facilities also were constructed. Those include a full-size kitchen and dining lounge, player lounge, conference rooms, equipment rooms, laundry areas, video editing labs, an auditorium that functions as a site for major press conferences as well as for full team and staff meetings and the Dolphins Pro Shop, which sells official team merchandise.

Administrative offices, located on the second floor, include the head coach's office with an adjacent conference room overlooking the practice fields. Offensive and defensive coaches' offices flank these areas. Other office space exists for personnel and administrative staff members.

At the rear of the facility are two full-sized grass football fields, which were constructed utilizing the Prescription Athletic Turf (PAT) system that also is used for the field at Sun Life Stadium. That system incorporates underground pipes and electronic pumps to remove water from the fields when natural drainage is not adequate.

The Dolphins also now have their own indoor practice field, which was completed in July 2006. The 96,000-square foot structure sits on a three-acre tract adjacent to the two outdoor fields. The 100-yard field is made of a "Twenty-Four/Seven" grass-like synthetic turf, manufactured by The Motz Group.

With a primary emphasis to design the complex in a "fan-friendly" manner, a bleacher structure adjacent to the fields was constructed, utilizing elements of Sun Life Stadium itself. When the stadium was revised to accommodate baseball, large sections of seats from the stadium were removed. Those sections were relocated to the Nova Southeastern facility as part of the new complex. As a result, the bleacher facility at Nova Southeastern can accommodate 2,000 spectators, including 600 in chair-back seats, for open practice sessions and other special events. The structure also provides fans permanent amenities such as concession areas, a merchandise pro shop, ticket windows and rest rooms.

TRAINING FACILITY FACTS

| | |
|--|---|
| Cost | \$10 million |
| Method of Financing | \$5 million bond issue \$5 million from Dolphins |
| Site | Nova Southeastern University 7500 S.W. 30th Street, Davie, Florida 33314 |
| Architects | Roy D. Smith and Associates |
| Main Building Addition and Dance Studio Architect | Wayne D. Vensel |
| Contractors | Miller and Solomon, Inc. |
| Distance to Facility From Airport | 12 miles-Ft. Lauderdale Int'l |
| Number of Stories of Facility | 2 |
| Total Acreage | 9.04 acres |
| Square Feet of Training Facility | 76,562 feet |
| Square Feet of Bleacher Building | 15,000 feet |
| Number of Seats for Fans | 2,500 (680 chairbacks; 1,820 bench seating) |
| Square Feet of Weightroom | 7,500 feet |
| Square Feet of Locker Room | 4,600 feet |
| Number of Lockers | 80 players, 18 coaches & 29 staff |
| Square Feet of Player Lounge | 1,850 feet |
| Number of Offices for Coaches and Personnel | 53 |
| Number of Player Meeting Rooms | 8 and 1 auditorium |
| Number of Conference Rooms | 4 |
| Square Feet of Auditorium | 2,950 feet |
| Number of Seats in Auditorium | 100 seats |
| Square Feet of Media Workroom | 1,255 feet |
| Work Spaces in Media Workroom | 25 |
| Number of Whirlpools | 3 portable, 1 hot pool and 1 cold pool |
| Number of Practice Fields | 3 (2 grass, 1 indoor turf) |
| Type of Grass for Practice Fields | Tifway 419 Bermuda |
| Type of Drainage System | Prescription Athletic Turf- patented (sub-terrain vacuum drainage) |

INDOOR FIELD FACTS

| | |
|------------------------------|--|
| Architects | Cannon Design, DeRose Consultants, EDSA |
| Contractors | Stiles Construction |
| Total Acreage | 3 acres (approx.) |
| Square Feet | 96,800 feet |
| Dimensions | 420' long x 230' wide x 70' high at peak |
| Bubble Material | 28 oz. per square yard vinyl-coated polyester with "Stay Clean" coating and 14 oz. Thermaliner with "Rip Stop" construction |
| Manufacturer | Air Structures American Technologies, Inc. |
| Surface | "Twenty-Four/Seven" grass-like synthetic turf by The Motz Group |



WHAT TO LOOK FOR IN 2012

WR DAVONE BESS . . .

- With 260 career receptions, needs 40 catches to record 300 receptions in his NFL career.
- With 2,669 career receiving yards, needs 331 yards to record 3,000 receiving yards in his NFL career.
- With 1,166 career punt return yards, needs 165 punt return yards to record 1,331 yards and become the team's all-time leader in punt return yards, passing Wes Welker (1,232 yards) and Jake Scott (1,330).
- With 111 career punt returns, needs 17 punt returns to record 128 and become the team's all-time leader in punt returns, passing the 127 returns of O.J. McDuffie, Wes Welker and Jake Scott.

LB KEVIN BURNETT . . .

- With a 100 tackle season in 2012, he would record 100-or-more tackles in consecutive seasons for the first time in his NFL career.

RB REGGIE BUSH . . .

- With a 1,000-yard rushing season in 2012, he would join Larry Csonka (1971-73) and Ricky Williams (2002-03) as the only running backs in Dolphins history with back-to-back 1,000-yard rushing seasons.
- With a 100-yard rushing game in the season opener, he would tie Ricky Williams' team record of five consecutive 100-yard rushing games. Bush gained 100-yards in each of his final four games of the 2011 season.
- With five 100-yard rushing games as a member of the Dolphins, he needs five more 100-yard games to reach ten for his Dolphins career and join Mercury Morris (ten), Larry Csonka, Ronnie Brown (15) and Ricky Williams (24) as the only running backs in team history to record ten-or-more 100-yard rushing games.
- With 3,176 career rushing yards, he needs 824 rushing yards to reach 4,000 in his NFL career.
- With 337 career receptions, he needs 13 catches for 350 in his NFL career.

K DAN CARPENTER . . .

- With 443 points, he needs 67 points to join kickers Uwe von Schamann (540 points), Pete Stoyanovich (774), Garo Yepremian (830) and Olindo Mare (1,048) as the only players in Dolphins history with 500 career points.

LB KARLOS DANSBY . . .

- With 822 tackles, he needs 78 tackles to record 900 tackles in his NFL career.

LS JOHN DENNEY . . .

- Having played in 112 consecutive games, needs to play in all 16 games to reach 128 consecutive games played and tie Jim Langer (128 straight games) for the second-longest streak in Dolphins history, surpassing Olindo Mare (116), Richmond Webb (118), Bob Baumhower (125), Garo Yepremian (127), behind only Jason Taylor (130).

TE ANTHONY FASANO . . .

- With 1,772 receiving yards as a member of the Dolphins, he needs 228 yards to become just the third tight end in Dolphins history to surpass 2,000 career receiving yards, joining Bruce Hardy (2,455 yards) and Keith Jackson (3,096).
- With 18 receiving touchdowns as a member of the Dolphins, he needs eight TDs to become the team's all-time leader among Dolphins tight ends, surpassing Jim Mandich (23) and Bruce Hardy (25).

WR CHAD JOHNSON . . .

- With 766 career receptions, needs 34 catches to become just the 25th player in NFL history to record 800 career catches.
- With 11,059 career receiving yards, needs 941 yards to become just the 20th player in NFL history to record 12,000 career receiving yards.
- With 67 career receiving touchdowns, needs three scores to record 70 career receiving touchdowns.

T JAKE LONG . . .

- With a Pro Bowl selection, he would have five selections for his career and join center Dwight Stephenson (5, 1983-87), guard Bob Kuechenberg (6, 1974-75, 1977-78), center Jim Langer (6, 1973-78) and tackle Richmond Webb (7, 1990-96) as the only offensive linemen in team history to have five or more career Pro Bowl selections.
- With a Pro Bowl selection, he would have earned Pro Bowl recognition for the fifth consecutive season and join linebacker Zach Thomas (5, 1999-2003), linebacker John Offerdahl (5, 1986-90), quarterback Dan Marino (5, 1983-87), center Dwight Stephenson (5, 1983-87), safety Jake Scott (5, 1971-75), wide receiver Paul Warfield (5, 1970-74) and fullback Larry Csonka (5, 1970-74) as the only other players with five consecutive Pro Bowl selections, behind only center Jim Langer (6, 1973-78) and tackle Richmond Webb (7, 1990-96).

QB DAVID GARRARD . . .

- With 89 career touchdown passes, needs 11 passing TDs to record 100 touchdowns in his NFL career.

CB RICHARD MARSHALL . . .

- With 96 career games played, needs to play in four games to reach 100 game played for his career.

DOLPHINS ARE AMONG THE BEST

Since the 1970 merger of the National and American Football Leagues, the Miami Dolphins are third, behind the Pittsburgh Steelers, for highest regular season winning percentage in the NFL with a record of 385-261-2 (.596). In addition, the Dolphins have the third-highest overall winning percentage over that time span (behind the Pittsburgh Steelers and Dallas Cowboys) with an overall mark of 407-284-2 (.589).

| TEAM | REGULAR SEASON | | | | OVERALL | | | |
|---------------------|----------------|-----|---|------|---------|-----|---|------|
| | W | L | T | PCT. | W | L | T | PCT. |
| 1. Pittsburgh | 396 | 250 | 2 | .613 | 435 | 272 | 2 | .615 |
| 2. Dallas | 381 | 267 | 0 | .588 | 418 | 291 | 0 | .590 |
| 3. MIAMI | 385 | 261 | 2 | .596 | 407 | 284 | 2 | .589 |
| 4. San Francisco | 364 | 281 | 3 | .564 | 395 | 298 | 3 | .568 |
| 5. Denver | 367 | 275 | 6 | .571 | 387 | 295 | 6 | .567 |
| 6. Minnesota | 364 | 282 | 2 | .563 | 376 | 302 | 2 | .554 |
| 7. Baltimore | 140 | 115 | 1 | .549 | 151 | 122 | 1 | .553 |
| 8. Oakland | 349 | 293 | 6 | .543 | 374 | 309 | 6 | .547 |
| 9. New England | 351 | 297 | 0 | .542 | 376 | 315 | 0 | .544 |
| 10. Washington | 348 | 298 | 2 | .539 | 371 | 313 | 2 | .542 |
| 11. Green Bay | 335 | 305 | 8 | .523 | 354 | 320 | 8 | .525 |
| 12. Philadelphia | 333 | 307 | 8 | .520 | 348 | 329 | 8 | .514 |
| 13. New York Giants | 321 | 324 | 3 | .498 | 345 | 336 | 3 | .507 |
| 14. Jacksonville | 138 | 134 | 0 | .507 | 143 | 140 | 0 | .505 |
| 15. Chicago | 325 | 322 | 1 | .502 | 336 | 336 | 1 | .500 |
| 16. St. Louis | 322 | 322 | 4 | .500 | 339 | 342 | 4 | .498 |
| 17. Indianapolis | 320 | 326 | 2 | .495 | 337 | 344 | 2 | .495 |
| 18. Tennessee | 316 | 330 | 2 | .489 | 328 | 347 | 2 | .486 |
| 19. Kansas City | 315 | 326 | 7 | .491 | 318 | 338 | 7 | .485 |
| 20. San Diego | 306 | 337 | 5 | .476 | 315 | 350 | 5 | .474 |
| 21. Seattle | 269 | 295 | 0 | .477 | 277 | 317 | 0 | .466 |
| 22. Carolina | 125 | 147 | 0 | .460 | 131 | 152 | 0 | .463 |
| 23. Buffalo | 299 | 347 | 2 | .463 | 311 | 364 | 2 | .461 |
| 24. New York Jets | 290 | 356 | 2 | .449 | 300 | 368 | 2 | .449 |
| 25. New Orleans | 287 | 357 | 4 | .446 | 294 | 366 | 4 | .446 |
| 26. Atlanta | 287 | 356 | 5 | .447 | 293 | 368 | 5 | .444 |
| 27. Cincinnati | 288 | 359 | 1 | .445 | 293 | 371 | 1 | .441 |
| 28. Cleveland | 262 | 335 | 3 | .439 | 266 | 346 | 3 | .435 |
| 29. Arizona | 264 | 378 | 6 | .412 | 269 | 385 | 6 | .412 |
| 30. Houston | 65 | 95 | 0 | .406 | 66 | 96 | 0 | .407 |
| 31. Detroit | 264 | 380 | 4 | .410 | 265 | 390 | 4 | .405 |
| 32. Tampa Bay | 222 | 341 | 1 | .395 | 229 | 350 | 1 | .396 |

Since 1970, the Miami Dolphins have the fourth-best regular-season winning percentage of any team in the four major professional sports (minimum 20 seasons played). Miami's regular-season winning percentage of .596 (385-261-2) is behind only the Los Angeles Lakers, Pittsburgh Steelers and San Antonio Spurs among the combined 121 teams from the National Football League, Major League Baseball, the National Hockey League and the National Basketball Association.

| TEAM | SPORT | W | L | T | PCT. |
|---------------------------|------------|------|------|-----|-------|
| 1. Los Angeles Lakers | Basketball | 2200 | 1196 | 0 | .648 |
| 2. Pittsburgh Steelers | Football | 396 | 250 | 2 | .613 |
| 3. San Antonio Spurs | Basketball | 1764 | 1140 | 0 | .607 |
| 4. MIAMI DOLPHINS | FOOTBALL | 385 | 261 | 2 | .596 |
| 5. Dallas Cowboys | Football | 381 | 267 | 0 | .588 |
| 6. Boston Celtics | Basketball | 1987 | 1409 | 0 | .585 |
| 7. Montreal Canadiens | Hockey | 1720 | 1176 | 384 | .583 |
| 8. Boston Bruins | Hockey | 1725 | 1197 | 358 | .580 |
| 9. Philadelphia Flyers | Hockey | 1688 | 1191 | 401 | .576 |
| 10. Denver Broncos | Football | 367 | 275 | 6 | .571 |
| 11. Phoenix Suns | Basketball | 1932 | 1464 | 0 | .569 |
| 12. San Francisco 49ers | Football | 364 | 281 | 3 | .564 |
| 13. New York Yankees | Baseball | 3754 | 2908 | 0 | .563 |
| Minnesota Vikings | Football | 364 | 282 | 2 | .563 |
| 15. Boston Red Sox | Baseball | 3629 | 3041 | 0 | .544 |
| Utah Jazz | Basketball | 1669 | 1399 | 0 | .544 |
| 16. Oakland Raiders | Football | 349 | 293 | 6 | .543 |
| 17. New England Patriots | Football | 351 | 297 | 0 | .542 |
| 18. Buffalo Sabres | Hockey | 1569 | 1302 | 409 | .541 |
| 19. Detroit Red Wings | Hockey | 1526 | 1271 | 370 | .540 |
| 20. Washington Redskins | Football | 348 | 298 | 2 | .539 |
| Oklahoma City Thunder | Basketball | 1831 | 1565 | 0 | .539 |
| 22. Portland Trailblazers | Basketball | 1809 | 1587 | 0 | .533 |
| Los Angeles Dodgers | Baseball | 3556 | 3118 | 0 | .533 |
| 24. Chicago Bulls | Basketball | 1796 | 1600 | 0 | 0.529 |
| 25. Calgary Flames | Hockey | 1132 | 1003 | 271 | 0.527 |

Football and baseball records are through the end of the 2011 season.
Basketball records are through the end of the 2011-12 seasons.
Hockey records are through the end of the 2011-12 seasons.

DOLPHINS=WINNERS

Best Record In NFL History (regular season)

| | | | | |
|--------------------|-----|-----|----|------|
| 1. Chicago | 712 | 520 | 42 | .578 |
| 2. Dallas | 448 | 332 | 6 | .574 |
| 3. MIAMI | 400 | 300 | 4 | .571 |
| 4. Green Bay | 679 | 525 | 36 | .564 |
| 5. Baltimore | 140 | 115 | 1 | .549 |

Best Record Since NFL-AFL Merger (regular season, 1970-2011)

| | | | | |
|------------------------|-----|-----|---|------|
| 1. Pittsburgh | 396 | 250 | 2 | .613 |
| 2. MIAMI | 385 | 261 | 2 | .596 |
| 3. Dallas | 381 | 267 | 0 | .588 |
| 4. Denver | 367 | 275 | 6 | .571 |
| 5. San Francisco | 364 | 281 | 3 | .564 |

Best Record in the 1990s (regular season)

| | | | | |
|------------------------|-----|----|---|------|
| 1. San Francisco | 113 | 47 | 0 | .706 |
| 2. Buffalo | 103 | 57 | 0 | .644 |
| 3. Kansas City | 102 | 58 | 0 | .638 |
| 4. Dallas | 101 | 59 | 0 | .631 |
| 5. MIAMI | 95 | 65 | 0 | .594 |
| Minnesota | 95 | 65 | 0 | .594 |

Best Record in the 1980s (regular season)

| | | | | |
|------------------------|-----------|-----------|----------|-------------|
| 1. San Francisco | 104 | 47 | 1 | .688 |
| 2. Washington | 97 | 55 | 0 | .638 |
| 3. MIAMI | 94 | 57 | 1 | .622 |
| 4. Denver | 93 | 58 | 1 | .615 |
| 5. Chicago | 92 | 60 | 0 | .605 |

Best Record in the 1970s (regular season)

| | | | | |
|-----------------------|------------|-----------|----------|-------------|
| 1. Dallas | 105 | 39 | 0 | .729 |
| 2. MIAMI | 104 | 39 | 1 | .726 |
| 3. Oakland | 100 | 38 | 6 | .715 |
| 4. St. Louis | 99 | 42 | 3 | .698 |
| 5. Minnesota | 99 | 43 | 2 | .694 |

Average Points Scored Per Game Since NFL-AFL Merger (regular season, 1970-2011)

| | |
|------------------------|-------------|
| 1. San Francisco | 22.5 |
| 2. Denver | 22.4 |
| 3. MIAMI | 21.8 |
| Minnesota | 21.8 |
| 5. New England | 21.6 |
| San Diego | 21.6 |

Average Points Allowed Per Game Since NFL-AFL Merger (regular season, 1970-2011)

| | |
|------------------------|-------------|
| 1. Pittsburgh | 17.0 |
| 2. MIAMI | 18.3 |
| 3. Dallas | 18.5 |
| 4. San Francisco | 18.7 |
| 5. Chicago | 18.8 |

Most Seasons With 10 Or More Wins Since NFL-AFL Merger (1970-2011)

| | |
|------------------------|-----------|
| 1. Dallas | 23 |
| 2. MIAMI | 21 |
| 3. San Francisco | 21 |
| Pittsburgh | 21 |
| 5. Philadelphia | 18 |
| New England | 18 |

Most Seasons With a Winning Record Since NFL-AFL Merger (1970-2011)

| | |
|-----------------------|-----------|
| 1. Pittsburgh | 31 |
| 2. MIAMI | 29 |
| Dallas | 29 |
| 4. New England | 27 |
| 4. Minnesota | 26 |

Most Division Championships Since NFL-AFL Merger (1970-2011)

| | |
|------------------------|-----------|
| 1. Pittsburgh | 20 |
| 2. San Francisco | 18 |
| 3. Dallas | 17 |
| 4. Minnesota | 16 |
| 5. MIAMI | 13 |
| Indianapolis | 13 |
| New England | 13 |

Most Playoff Appearances Since NFL-AFL Merger (1970-2011)

| | |
|-----------------------|-----------|
| 1. Dallas | 26 |
| Pittsburgh | 26 |
| 3. Minnesota | 24 |
| 4. MIAMI | 22 |
| San Francisco | 22 |

Most Wins On Monday Night Football Since NFL-AFL Merger (1970-2011)

| | |
|--------------------------|-----------|
| 1. Dallas | 43 |
| 2. San Francisco | 41 |
| 3. MIAMI | 40 |
| 4. Pittsburgh | 39 |
| 5. New York Giants | 38 |

Best Home Record Since NFL-AFL Merger (regular season, 1970-2011)

| | | | | |
|-----------------------|------------|------------|----------|-------------|
| 1. Pittsburgh | 235 | 89 | 1 | .724 |
| 2. Baltimore | 88 | 39 | 1 | .691 |
| 3. Denver | 221 | 100 | 4 | .687 |
| 4. MIAMI | 218 | 104 | 1 | .676 |
| 5. Minnesota | 215 | 109 | 1 | .663 |

Best Road Record Since NFL-AFL Merger (regular season, 1970-2011)

| | | | | |
|------------------------|------------|------------|----------|-------------|
| 1. MIAMI | 167 | 157 | 1 | .515 |
| 2. San Francisco | 164 | 159 | 1 | .508 |
| 3. Dallas | 164 | 160 | 0 | .506 |
| 4. Pittsburgh | 162 | 161 | 1 | .502 |
| 5. Oakland | 157 | 163 | 4 | .491 |

Best Record Within the AFC East Since NFL-AFL Merger (regular season, 1970-2011)

| | | | | |
|-----------------------|------------|------------|----------|-------------|
| 1. MIAMI | 183 | 131 | 1 | .583 |
| 2. New England | 171 | 141 | 0 | .548 |
| 3. N.Y. Jets | 144 | 167 | 1 | .463 |
| 4. Buffalo | 141 | 170 | 1 | .454 |

Best Interconference Record Since NFL-AFL Merger (regular season, 1970-2011)

| | | | | |
|-----------------------|-----------|-----------|----------|-------------|
| 1. MIAMI | 98 | 55 | 0 | .641 |
| 2. Pittsburgh | 92 | 59 | 1 | .609 |
| 3. Oakland | 92 | 65 | 1 | .585 |
| 4. Dallas | 86 | 66 | 0 | .566 |
| 5. Denver | 86 | 70 | 2 | .551 |

Best Record in December Since NFL-AFL Merger (regular season, 1970-2011)



| | | | | |
|------------------------|-----------|-----------|----------|-------------|
| 1. Pittsburgh | 93 | 64 | 0 | .592 |
| 2. San Francisco | 94 | 66 | 0 | .588 |
| 3. New England | 92 | 65 | 0 | .586 |
| 4. MIAMI | 93 | 66 | 0 | .585 |
| 5. Green Bay | 91 | 66 | 1 | .579 |

RYAN BAKER

DEFENSIVE END

90

HEIGHT: 6-5
 WEIGHT: 302
 BORN: 11/25/84
 ACQUIRED: FA, 2009
 COLLEGE: PURDUE '09
 NFL: FOURTH SEASON
 DOLPHINS: FOURTH SEASON

FINS FACT

Ryan and his wife, Susanah, established the Ryan Baker Foundation in the spring of 2010. With a focus on health, education, sports and mental well being, the foundation works to provide programs and opportunities that make a positive impact on every participant. "The Ryan Baker Foundation is my way of giving back," Ryan said. "We exist, solely, to generate funds and create opportunities for children less fortunate, with every single dime that we raise going to those kids. We have recently teamed up with a foster center where we will be working with foster children that are aging out of the system. It has been so rewarding to look back and see the progress and impact we have made in just three years, it's makes me really excited about the future."

PRO CAREER

CAREER TRANSACTIONS: Re-signed by Dolphins on March 16, 2012

... Released by Dolphins on September 28, 2011 and re-signed by team on November 30 ... Activated from the Dolphins' practice squad on September 18, 2010 ... Was released by Dolphins on September 4, 2010 and signed to practice squad on September 6 ... Activated from the Dolphins' practice squad on November 28, 2009 ... Released on September 5, 2009 and was signed to the Dolphins' practice squad the next day ... Originally signed with the Dolphins as an undrafted college free agent on May 1, 2009.

2011 - Played in two games and was inactive six times ... Did not record a tackle ... Saw action in games vs. Houston (9/18) and at Cleveland (9/25).

2010 - Played eight games in a reserve role ... Also did not play once and was inactive six times ... Finished season with four tackles (three solo).

2009 - Played in five games and was inactive once ... Was promoted from the team's practice squad on November 28 ... Made his Dolphins and NFL debut in a reserve role at Buffalo (11/29) ... Had two tackles including a half-sack for 4.5 yards in losses, sharing a nine-yard sack of Bills quarterback Ryan Fitzpatrick with Jason Taylor.

COLLEGE

Four-year letterman at Purdue (2005-08) ... Tallied 88 tackles (55 solo), including 24 for losses and eight sacks, with two fumble recoveries and two interceptions during his Boilermaker career ... Team captain as a senior ... Four-time Academic All-Big Ten (2005-08) ... Received team's Leonard Wilson Award (unselfishness and dedication), Kiwanis Citizenship Award and also was voted by his teammates as the football squad's recipient of the Guy "Red" Mackey Award (exemplifying the overall success of the university's intercollegiate athletics programs) as a senior ... Two time recipient of team's Pit Bull Award - Defense (exemplified and sustained tenacity and intense play) for spring season (2007-08) ... Started all 13 games as a senior ... Finished season with 22 tackles (12 solo), including four for loss, with one pass breakup ... Appeared in all 14 games with 11 starts during junior campaign ... Recorded 25 tackles (15 solo) with one interception, one fumble recovery and one pass breakup along with six sacks ... Registered career-high two sacks at Northwestern and vs. Wisconsin ... During redshirt freshman season appeared in all 11 games with two starts ... Finished season with 10 tackles (seven solo, three assists) ... Holds degree in business management.

PERSONAL

Married to high school sweetheart Susanah Acheson ... Attended Bishop Chatard High School in Indianapolis, Ind ... Named as a High School All-American, Indiana Gatorade Player of the Year, Indiana Defensive Lineman of the

Year, Indianapolis Star City Player of the Year and City Male Athlete of the Year by Indianapolis Star his senior year . . . Was runner-up for Indiana's Mr. Football . . . Also lettered in basketball . . . Enjoys listening to music and trap and skeet shooting . . . Growing up, was a fan of the Indiana Pacers . . . Lists "Rocky" as favorite movie . . . Participated in the Miami Dolphins Foundation's Golf and Fishing Tournaments, Jr. Angler Clinic, Touchdown for Life Blood Drive, Kids and Fins Publix Shopping Spree, United Way Home Town Huddle, the team's Thanksgiving Meal Giveaway and the Dolphins Community Blitz in which he and teammates took Boys and Girls Club members shopping at Dick's Sporting Goods . . . Took part in football camps for local foster care children . . . Made bowls with kids at South Broward High School . . . Handed out backpacks to South Florida youth as part of the Kids and Fins Back to School Kickoff event . . . Served food at the Broward Outreach Easter event . . . Helped with the Dolphins Cycling Challenge . . . Participated in the WalkAbout Autism walk . . . Helped renovate home for military family as part of Rebuilding Together . . . Part of the defensive line which participated in the All-Community Team in which they donated a block of tickets for every home game to various charities . . . Started Ryan Baker Foundation in 2011 with a focus on health, education, sports and mental well being . . . Full name is Ryan Edward Baker, born November 25, 1984 in Indianapolis, Ind.

RYAN BAKER'S NFL REGULAR SEASON STATISTICS

| | | TACKLES | | | | | | | INTERCEPTIONS | | | | | FUMBLES | | |
|------------|-------|---------|----|-----|------|------|-----|-----|---------------|-----|----|----|----|---------|----|-----|
| YEAR | TEAM | GP | GS | TOT | SOLO | ASST | SK | YDS | NO | YDS | LG | TD | PD | FF | FR | YDS |
| 2009 | Miami | 5 | 0 | 2 | 1 | 1 | 0.5 | 4.5 | 0 | 0 | — | 0 | 0 | 0 | 0 | 0 |
| 2010 | Miami | 8 | 0 | 4 | 3 | 1 | 0.0 | 0.0 | 0 | 0 | — | 0 | 0 | 0 | 0 | 0 |
| 2011 | Miami | 2 | 0 | 0 | 0 | 0 | 0.0 | 0.0 | 0 | 0 | — | 0 | 0 | 0 | 0 | 0 |
| NFL TOTALS | | 15 | 0 | 6 | 4 | 2 | 0.5 | 4.5 | 0 | 0 | — | 0 | 0 | 0 | 0 | 0 |

WILL BARKER

61

TACKLE

HEIGHT: 6-7

WEIGHT: 310



BORN: 7/3/87

ACQUIRED: FA, 2011

COLLEGE: VIRGINIA '10

NFL: THIRD SEASON

DOLPHINS: SECOND SEASON



FINS FACT *Will has been a skilled artist since his childhood days growing up in Bryn Mawr, Penn. "I am just kind of naturally good at it," Will said. "I am not one of those guys who just sits there after meetings and just paints all day. If I get bored I doodle or whatever, it's nice and calm and relaxing."*

PRO CAREER **CAREER TRANSACTIONS:** Signed by the Dolphins as a free agent from the Buccaneers practice squad on October 5, 2011 . . . Waived by Buccaneers on September 3, 2011 and was signed to practice squad on September 5 . . . Was activated off Buccaneers practice squad on October 29, 2010 . . . Signed to Buccaneers practice squad on September 6, 2010 . . . Waived by Dallas on September 4, 2010 . . . Originally signed as an undrafted free agent with the Dallas Cowboys on April 23, 2010.

2011 - Was inactive for 12 games with Miami.

2010 - Played in three games with the Buccaneers.


COLLEGE Attended the University of Virginia (2006-09) . . . Started 49 consecutive games having never missed a start in four seasons . . . Anchored an offensive line that ranked first in the ACC by allowing only 16 sacks as a senior.

PERSONAL

Three-year starter on both the offensive and defensive lines at the Haverford (Penn.) School . . . Also was a three-year starter on defense on the lacrosse team and won the state championship during his senior season . . . Full name is William Sherrerd Barker, born July 3, 1987 in Bryn Mawr, Penn.

WILL BARKER'S NFL REGULAR SEASON STATISTICS

GAMES/STARTS: (Tampa Bay) 2010: 3/0, (Miami) 2011: Inactive



DAVONE BESS

WIDE RECEIVER

15

HEIGHT: 5-10
WEIGHT: 193
BORN: 9/13/85
ACQUIRED: FA, 2008
COLLEGE: HAWAII '09
NFL: FIFTH SEASON
DOLPHINS: FIFTH SEASON



FINS FACT

In 2011, Davone teamed up with the Global Volunteers service program and travelled to the small town of Canitas in the Monteverde Region of Costa Rica for two weeks where he helped beautify the village by digging ditches, chopping trees and tiling floors among other projects. "I had an epiphany one night," said Bess. "If I can help someone make a difference and impact someone's life, I want to do that to the best of my ability."

PRO CAREER

CAREER TRANSACTIONS: Signed with Miami as an undrafted college free agent on May 1, 2008.

2011 - Played in 16 games with four starts . . . Finished second on the team with 51 receptions and third with 537 receiving yards . . . Added three touchdown receptions . . . Recorded two rushes for nine yards . . . Also had 37 punt returns for 442 yards, an average of 11.9 yards per return . . . Finished second in the AFC and fifth in the NFL in punt return average . . . Led the team in receptions four times . . .

THIRD DOWN RECEPTIONS: Bess recorded 26 receptions on third down in 2011, which was tied for the fifth-highest total in the NFL that year . . . Additionally, over the course of his four-year NFL career (2008-11), his total of 106 third-down catches is the second-highest total in the league over that time span:

NFL'S LEADING RECEIVERS ON THIRD DOWN

2011 SEASON

PLAYER

TEAM

NO.

| | | |
|-----------------------|--------------|-----------|
| 1. Roddy White | Atlanta | 35 |
| 2. Nate Johnson | Tennessee | 29 |
| 3. Antonio Brown | Pittsburgh | 28 |
| 4. Victor Cruz | N.Y. Giants | 27 |
| 5. DAVONE BESS | MIAMI | 26 |
| Wes Welker | New England | 26 |

2008-11 SEASONS

PLAYER

TEAM

NO.

| | | |
|-----------------------|--------------|------------|
| 1. Roddy White | Atlanta | 120 |
| 2. DAVONE BESS | MIAMI | 106 |
| 3. Jason Witten | Dallas | 102 |
| 4. Wes Welker | New England | 94 |
| 5. Reggie Wayne | Indianapolis | 92 |

Bess owns three of the top four single-season third down reception totals by a Dolphin since the record was first kept in 1991, including the team's single-season record of 35 catches in 2009:

MOST SINGLE-SEASON THIRD DOWN RECEPTIONS BY A DOLPHIN SINCE 1991

| PLAYER | YEAR | NO | YDS. | AVG. | LG | TD |
|------------------|------|----|------|------|----|----|
| 1. DAVONE BESS | 2009 | 35 | 344 | 9.8 | 21 | 1 |
| 2. O.J. McDuffie | 1998 | 30 | 311 | 10.4 | 25 | 4 |
| 3. DAVONE BESS | 2010 | 28 | 299 | 10.7 | 23 | 2 |
| 4. O.J. McDuffie | 1996 | 26 | 351 | 13.5 | 36 | 4 |
| DAVONE BESS | 2011 | 26 | 249 | 9.6 | 24 | 2 |

Overall, his 106 total third down receptions are the second-most by any Dolphin since the record was first kept in 1991:

MOST TOTAL THIRD DOWN RECEPTIONS BY A DOLPHIN SINCE 1991

| PLAYER | YEARS | NO | YDS. | AVG. | LG | TD |
|--------------------|-----------|-----|-------|------|-----|----|
| 1. O.J. McDuffie | 1993-2000 | 152 | 1,789 | 11.8 | 48 | 16 |
| 2. DAVONE BESS | 2008-11 | 106 | 1,083 | 10.2 | 36 | 6 |
| 3. Chris Chambers | 2001-07 | 101 | 1,426 | 14.1 | 74t | 15 |
| 4. Oronde Gadsden | 1998-2003 | 77 | 1,090 | 14.2 | 62 | 6 |
| 5. Randy McMichael | 2002-06 | 74 | 773 | 10.4 | 42t | 5 |

FIRST FOUR SEASONS: In his first four seasons with the Dolphins, Bess has amassed 260 receptions and 2,669 receiving yards. . . . He has the most receptions and fifth-most receiving yards by a Dolphin in his first four seasons in the NFL:

DOLPHINS LEADING RECEIVERS FIRST FOUR NFL SEASONS

| RECEPTIONS | | | RECEIVING YARDS | | |
|------------------------|---------|-----|-----------------------|---------|-------|
| PLAYER, POS. | YEARS | NO. | PLAYER, POS. | YEARS | YARDS |
| 1. DAVONE BESS, WR | 2008-11 | 260 | 1. Mark Clayton, WR | 1983-86 | 3,649 |
| 2. Chris Chambers, WR | 2001-04 | 233 | 2. Chris Chambers, WR | 2001-04 | 3,478 |
| 3. Randy McMichael, TE | 2002-05 | 221 | 3. Oronde Gadsden, WR | 1998-01 | 2,976 |
| 4. Mark Clayton, WR | 1983-86 | 209 | 4. Mark Duper, WR | 1982-85 | 2,959 |
| 5. Oronde Gadsden, WR | 1998-01 | 207 | 5. DAVONE BESS, WR | 2008-10 | 2,669 |

FIRST DOWN CONVERSIONS: In Bess' first four seasons, he has touched the ball 267 times, including 260 receptions and seven rushes Of that total, 147 have been converted into first downs (145 receptions, two rushing) On third down, Bess has handled the ball 106 times (all receptions) and has accounted for a first down on 74 occasions (all receptions) On fourth down he has handled the ball twice (all receptions) and has accounted for a first down twice (all receptions):

BESS' FIRST DOWN EFFICIENCY

| YEAR | RECEIVING | | | RUSHING | | | TOTAL PLAYS | | |
|---------------|------------|-------------|-------------|----------|-------------|-------------|-------------|-------------|-------------|
| | REC. | FIRST DOWNS | PCT. | RUSH | FIRST DOWNS | PCT. | PLAYS | FIRST DOWNS | PCT. |
| 2008 | 54 | 29 | .537 | 1 | 1 | 1.000 | 55 | 30 | .545 |
| 2009 | 76 | 48 | .632 | 2 | 1 | .500 | 78 | 49 | .628 |
| 2010 | 79 | 43 | .544 | 2 | 0 | .000 | 81 | 43 | .531 |
| 2011 | 51 | 25 | .490 | 2 | 0 | .000 | 53 | 25 | .472 |
| TOTALS | 260 | 145 | .558 | 7 | 2 | .286 | 267 | 147 | .551 |

Additionally, over the course of his four-year NFL career (2008-11), he has converted 69.8-percent of this third down receptions into first downs (74 of 106) That conversion percentage is the fifth highest in the NFL among receivers with 90 or more third down catches over that four-year time span:

HIGHEST THIRD-DOWN CONVERSION PERCENTAGE IN THE NFL (2008-11)

(Minimum 90 receptions)

| PLAYER | TEAM | THIRD-DOWN CATCHES | FIRST DOWNS | CONVERSION PERCENTAGE |
|-----------------------|--------------|-----------------------|----------------|--------------------------|
| 1. Tony Gonzalez | K.C./Atlanta | 91 | 79 | 86.8 |
| 2. Reggie Wayne | Indianapolis | 92 | 79 | 85.9 |
| 3. Roddy White | Atlanta | 120 | 102 | 85.0 |
| 4. Wes Welker | New England | 94 | 73 | 77.7 |
| 5. DAVONE BESS | MIAMI | 106 | 74 | 69.8 |

UNDRAFTED RECEIVERS: In Bess' four NFL seasons (2008-11), he has been one of the league's most prolific undrafted receivers during that time . . . His 260 receptions are the NFL's second-highest total among non-drafted players over that time span, while his 2,669 yards are the NFL's fifth-best total:

NFL'S LEADING UNDRAFTED RECEIVERS FROM 2008-11

| RECEPTIONS | | | RECEIVING YARDS | | |
|-----------------------|--------------|------------|-----------------------|--------------|--------------|
| PLAYER | TEAMS | NO. | PLAYER | TEAMS | NO. |
| 1. Wes Welker | New England | 442 | 1. Wes Welker | New England | 4,930 |
| 2. DAVONE BESS | MIAMI | 260 | 2. Miles Austin | Dallas | 3,218 |
| 3. Lance Moore | New Orleans | 211 | 3. Nate Washington | Pitt./Tenn. | 2,910 |
| 4. Miles Austin | Dallas | 206 | 4. Malcolm Floyd | San Diego | 2,814 |
| 5. Nate Washington | Pitt./Tenn. | 203 | 5. DAVONE BESS | MIAMI | 2,669 |

In addition, his 260 receptions are the most by a non-drafted player in Dolphins history and his 2,669 yards are the Dolphins' second-best total:

DOLPHINS LEADING RECEIVERS AMONG UNDRAFTED PLAYERS

| RECEPTIONS | | | RECEIVING YARDS | | |
|-----------------------|----------------|------------|-----------------------|----------------|--------------|
| PLAYER | YEARS | NO. | PLAYER | YEARS | NO. |
| 1. DAVONE BESS | 2008-11 | 260 | 1. Oronde Gadsden | 1998-2003 | 3,252 |
| 2. Oronde Gadsden | 1998-2003 | 227 | 2. DAVONE BESS | 2008-11 | 2,669 |
| 3. Greg Camarillo | 2007-09 | 113 | 3. James McKnight | 2001-03 | 1,497 |
| 4. James McKnight | 2001-03 | 107 | 4. Greg Camarillo | 2007-09 | 1,325 |
| 5. Wes Welker | 2004-06 | 96 | 5. Wes Welker | 2004-06 | 1,121 |

PUNT RETURNS: In 2011, Bess averaged 11.9 yards per return on 37 punt returns . . . His average is the fifth-highest single-season average in team history:

DOLPHINS SINGLE-SEASON PUNT RETURN AVERAGE LEADERS

| PLAYER | YEAR | NO. | YARDS | AVG. |
|-----------------------|-------------|-----------|------------|-------------|
| 1. Nate Jacquet | 1999 | 28 | 351 | 12.5 |
| 2. Freddie Solomon | 1975 | 26 | 320 | 12.3 |
| 3. Terrell Buckley | 1998 | 29 | 354 | 12.2 |
| 4. Jake Scott | 1973 | 22 | 266 | 12.1 |
| 5. DAVONE BESS | 2011 | 37 | 442 | 11.9 |

GAME HIGHLIGHTS - VS. NEW ENGLAND (9/12): Finished second on the team in reception yardage with five catches for 92 yards . . .

VS. HOUSTON (9/18): Had two catches for 42 yards, including a 41-yard reception, at the time the longest regular season reception of his career and his second longest ever including playoffs, behind a 45-yard catch on AFC Wild Card game vs. Baltimore on Jan. 4, 2009 vs. Houston (9/18) . . .

AT CLEVELAND (9/25): Led the team with five catches for 52 yards at Cleveland (9/25) . . .

VS. DENVER (10/23): Led the Dolphins with seven catches for 52 yards (10/23) . . .

VS. BUFFALO (11/20): Had two catches for 25 yards and one touchdown, coming on a four-yard TD pass from Matt Moore . . .

VS. OAKLAND (12/4): Tied for the team lead with four catches for 27 yards and one touchdown, coming on a 12-yard TD pass from Moore vs. Oakland (12/4) . . .

AT BUFFALO (12/18): Was held without a catch, breaking his streak of having at least one reception in the first 61 games of his career . . . Had six punt returns for 101 yards, an average of 16.8 yards per return . . . His 101 punt return yards at the time was the fourth most single game punt return yards in Dolphin history

AT NEW ENGLAND (12/24): Had three catches for 39 yards and one touchdown, coming on a 15-yard TD pass from Moore . . .

VS. N.Y. JETS (1/1/12): Led the Dolphins with six catches for 45 yards before being forced from the game permanently in the fourth quarter with a knee injury.

2010 - Played in 16 games, with eight starts . . . Finished second on the team in receptions and in reception yardage with 79 catches for 820 yards and five touchdowns . . . Also had 25 punt returns for 284 yards, an average of 11.4 yards per return . . . His receptions, reception yardage and touchdowns all represented new single-season career highs . . . Led the team in receptions six times and in reception yardage five times . . .

RECEPTION TOTAL: With 79 receptions in 2010, Bess ranks sixth on the list of most single-season reception total in Dolphins history and has two of the top seven single-season reception totals:

DOLPHINS SINGLE-SEASON RECEPTION LEADERS

| PLAYER | YEAR | REC | YARDS | AVG. | LG | TD |
|---------------------|------|-----|-------|------|----|----|
| 1. O.J. McDuffie | 1998 | 90 | 1,050 | 11.7 | 61 | 7 |
| 2. Mark Clayton | 1988 | 86 | 1,129 | 13.1 | 45 | 14 |
| Brandon Marshall | 2010 | 86 | 1,014 | 11.8 | 46 | 3 |
| 4. Chris Chambers | 2005 | 82 | 1,118 | 13.6 | 77 | 11 |
| 5. Brandon Marshall | 2010 | 81 | 1,214 | 15.0 | 65 | 6 |
| 6. DAVONE BESS | 2010 | 79 | 820 | 10.4 | 29 | 5 |
| 7. DAVONE BESS | 2009 | 76 | 758 | 10.0 | 34 | 2 |
| O.J. McDuffie | 1997 | 76 | 943 | 12.4 | 55 | 1 |

100-YARD RECEIVING GAMES: In his career he has two games of 100-plus yards and the Dolphins are 2-0 in those contests . . . Had 111 yards on November 28, 2010, at Oakland and 117 yards on Dec. 6, 2009 vs. New England . . .

WITH BRANDON MARSHALL: Bess' 79 catches and Brandon Marshall's 86 receptions in 2010 marks only the fourth time in team history that two Dolphins recorded 70 or more catches in the same season and they are only the third pair of receivers to accomplish the feat:

DOLPHIN DUOS WITH 70 OR MORE RECEPTIONS, SINGLE SEASON

| YEAR | PLAYER | RECEPTIONS | PLAYER | RECEPTIONS | TOTAL |
|------|------------------|------------|--------------|------------|-------|
| 2010 | BRANDON MARSHALL | 86 | DAVONE BESS | 79 | 165 |
| 1984 | Mark Clayton | 73 | Mark Duper | 71 | 144 |
| 1985 | Tony Nathan (RB) | 72 | Mark Clayton | 70 | 142 |
| 1991 | Mark Duper | 70 | Mark Clayton | 70 | 140 |

In addition, Bess and Marshall combined for 165 catches in 2010, the highest pass-catching duo in Dolphins history:

DOLPHIN DUOS WITH MOST COMBINED RECEPTIONS, SINGLE SEASON

| YEAR | PLAYER | RECEPTIONS | PLAYER | RECEPTIONS | TOTAL |
|------|----------------------|------------|----------------------|------------|-------|
| 2010 | BRANDON MARSHALL | 86 | DAVONE BESS | 79 | 165 |
| 1988 | Mark Clayton | 86 | Jim Jensen (RB) | 58 | 144 |
| 1984 | Mark Clayton | 73 | Mark Duper | 71 | 144 |
| 2005 | Chris Chambers | 82 | Randy McMichael (TE) | 60 | 142 |
| 2004 | Randy McMichael (TE) | 73 | Chris Chambers | 69 | 142 |
| 1985 | Tony Nathan (RB) | 72 | Mark Clayton | 70 | 142 |

Marshall and Bess' combined 165 catches were the third-highest total by a pair of wide receivers in the NFL in 2010:

NFL WIDE RECEIVER DUOS WITH MOST COMBINED CATCHES IN 2010

| TEAM | PLAYER | RECEPTIONS | PLAYER | RECEPTIONS | TOTAL |
|------|-------------------------|------------|--------------------|------------|------------|
| Ind. | Reggie Wayne | 111 | Pierre Garcon | 67 | 178 |
| Ind. | Reggie Wayne | 111 | Austin Collie | 58 | 169 |
| MIA. | BRANDON MARSHALL | 86 | DAVONE BESS | 79 | 165 |
| Atl. | Roddy White | 115 | Michael Jenkins | 41 | 156 |
| N.O. | Marques Colston | 84 | Lance Moore | 66 | 150 |

GAME HIGHLIGHTS: Had six catches for 86 yards vs. New York Jets (9/26) . . . Led the Dolphins in receiving and reception yardage with eight catches for 96 yards and one touchdown vs. New England (10/4) . . . Touchdown came on a 19-yard TD pass from Chad Henne . . . At the time, his eight receptions matched the third highest single-game reception total of his career and his 96 yards were the second-highest single-game receiving yards total of his career . . . Had five catches for 37 yards and one touchdown at Green Bay (10/17), coming on a two-yard TD pass from Chad Henne . . . Led the Dolphins in receptions and receiving yardage with six catches for 66 yards and one touchdown vs. Pittsburgh (10/24), coming on a 26-yard scoring pass from Chad Henne . . . It was his third TD reception of the season, setting a personal single season career best for touchdown catches . . . Led the team in receptions with seven catches for 53 yards at Cincinnati (10/31) . . . At the time his seven catches was tied for the fourth-highest single-game reception total of his career . . . Made a successful return to his hometown at Oakland (11/28), starting in place of the injured Brandon Marshall . . . Led the Dolphins in receptions and reception yardage with six catches for 111 yards . . . It was the first time in 2010 and the second time in his career that he recorded 100 or more yards in receptions . . . Also marked the second-highest single-game reception yardage total of his career . . . Added three punt returns for 60 yards, including a 47-yard return . . . Had nine catches for 78 yards vs. Buffalo (12/19) . . . At the time the nine receptions was tied for the second-highest single-game figure of his career (along with his nine catches on Dec. 7, 2008 at Buffalo), surpassed only by his ten receptions on Dec. 6, 2009 vs. New England . . . Had five catches for 34 yards and one touchdown vs. Detroit (12/26), coming on a 13-yard TD pass from Chad Henne . . . Had three catches for 35 yards and one touchdown at New England (1/2/10), coming on a 21-yard scoring pass from Tyler Thigpen.

2009 - Played in all 16 games with two starts . . . Finished first on the Dolphins in both receptions and receiving yards with 76 catches for 758 yards and two touchdowns . . . Had two rushes for 11 yards . . . Added 28 punt returns for 209 yards, an average of 7.5 yards per return . . . Tied for 11th in the AFC in receptions . . . Led the Dolphins in receptions eight times and in reception yardage six times during the season . . . Topped the Dolphins in both receptions and reception yardage with seven catches for 57 yards at Atlanta (9/13) . . . Posted team highs with seven catches for 54 yards at San Diego (9/27) . . . Had team-leading six catches for 56 yards at New England (11/8) . . . Led the Dolphins with four catches for 72 yards vs. Tampa Bay (11/15) . . . Two of those catches, for a total of 41 yards, came in the Dolphins' final drive of the game to set up a game-winning field goal with 14 seconds left in the contest . . . Had team-high six catches for 63 yards at Carolina (11/19) . . . Had career highs with ten catches for 117 yards and added a touchdown, coming on a 13-yard TD pass from Chad Henne vs. New England (12/6) . . . It was his first career game of ten or more catches and the first time he registered 100 or more yards in receptions . . . Registered five catches for 85 yards and one touchdown, coming on a 34-yard TD pass from Tyler Thigpen vs. Pittsburgh (1/3/10) . . .

THIRD DOWN RECEPTIONS: Bess' 35 third-down receptions were the second-most of any player in the NFL in 2009 and are tied for the seventh-highest single-season total in the NFL since the record was first kept in 1991:

MOST SINGLE-SEASON THIRD DOWN RECEPTIONS IN THE NFL SINCE 1991

| PLAYER | YEAR | TEAM | NO | YDS. | AVG. | LG | TD |
|-----------------------|-------------|--------------|-----------|------------|------------|-----------|----------|
| 1. Marvin Harrison | 2002 | Indianapolis | 44 | 551 | 12.5 | 69 | 2 |
| 2. Anquan Boldin | 2003 | Arizona | 40 | 541 | 13.5 | 71t | 4 |
| 3. Steve Smith | 2009 | N.Y. Giants | 38 | 457 | 12.0 | 36 | 3 |
| 4. Cris Carter | 1994 | Minnesota | 36 | 335 | 9.3 | 23 | 2 |
| Derrick Mason | 2007 | Baltimore | 36 | 356 | 9.9 | 28 | 2 |
| Roddy White | 2010 | Atlanta | 36 | 497 | 13.8 | 46 | 5 |
| 7. DAVONE BESS | 2009 | MIAMI | 35 | 344 | 9.8 | 21 | 1 |
| Larry Centers | 1994 | Arizona | 35 | 269 | 7.7 | 22 | 1 |
| Derrick Mason | 2003 | Tennessee | 35 | 448 | 12.8 | 50t | 4 |
| David Meggett | 1991 | N.Y. Giants | 35 | 306 | 8.7 | 22 | 2 |
| Roddy White | 2011 | Atlanta | 35 | 438 | 12.5 | 30 | 2 |

2008 - Played in all 16 regular season games with six starts as a rookie . . . Finished third on the Dolphins in receptions and receiving yardage with 54 catches for 554 yards and one touchdown . . . Also had 14 kickoff returns for 311 yards, an average of 22.2 yards per return and 21 punt returns for 231 yards, an average of 11.0 yards per return . . . Led the team in receptions five times and in reception yardage three times . . . Made his NFL and Dolphins debut vs. N.Y. Jets (9/7) and ended the day with one catch for eight yards . . . Posted season-high 113 yards on four kickoff returns at Houston (10/12) . . . Had two catches for 12 yards and first career touchdown reception, coming on a seven-yard toss from Chad Pennington, vs. Baltimore (10/19) . . . Recorded three catches for 50 yards, including a 27-yard reception on the final Dolphins drive of the game which led to a 38-yard Dan Carpenter game winning kick, vs. Oakland (11/16) . . . Made first career start and recorded a single-game high of 87 receiving yards on five catches vs. New England (11/23) . . . Led the team in both receptions and reception yardage with six catches for 84 yards at St. Louis (11/30) . . . Led the team in receptions and reception yardage with season-high nine catches for 74 yards against Buffalo in Toronto (12/7) . . . His nine catches tied for the second-highest single game total by a Dolphins rookie and the most by a rookie wide receiver:

MOST RECEPTIONS BY A DOLPHINS ROOKIE IN A GAME

| PLAYER | POS. | NO. | DATE | OPPONENT |
|-----------------------|-----------|----------|-------------------------|-------------------|
| 1. Rob Konrad | RB | 10 | January 2, 2000 | at Washington |
| 2. DAVONE BESS | WR | 9 | December 7, 2008 | at Buffalo |
| Terry Kirby | RB | 9 | December 19, 1993 | vs. Buffalo |

Led the team in receptions with three catches for 25 yards vs. San Francisco (12/14) . . . Tied for the team lead in receptions and led the Dolphins in reception yardage with six catches for 57 yards at Kansas City (12/21) in what would be recorded as the coldest game in Dolphins history . . . Led the Dolphins in receptions with six catches for 39 yards as Miami clinched the AFC East Division title at N.Y. Jets (12/28) . . . Caught two passes for 54 yards, including a 45-yard fourth quarter reception in AFC Wild Card playoff game against Baltimore (1/4/09) . . .

AMONG 2008 NFL ROOKIE RECEIVERS: Bess ranked among the league leaders in both receptions and receiving yards by NFL rookie wide receivers in 2008 :

2008 NFL ROOKIE RECEIVING LEADERS AMONG WIDE RECEIVERS

RECEPTIONS

| PLAYER | TEAM | RD. (OVERALL) | RECEPTIONS |
|-----------------------|--------------|------------------|------------|
| 1. Eddie Royal | Denver | 2 (42) | 91 |
| 2. DeSean Jackson | Philadelphia | 2 (49) | 62 |
| 3. DAVONE BESS | MIAMI | UNDRAFTED | 54 |
| 4. Donnie Avery | St. Louis | 2 (33) | 53 |

RECEIVING YARDS

| PLAYER | TEAM | RD. (OVERALL) | RECEIVING YARDS |
|-----------------------|--------------|------------------|-----------------|
| 1. Eddie Royal | Denver | 2 (42) | 980 |
| 2. DeSean Jackson | Philadelphia | 2 (49) | 912 |
| 3. Donnie Avery | St. Louis | 2 (33) | 674 |
| 4. DAVONE BESS | MIAMI | UNDRAFTED | 554 |

UNDRAFTED ROOKIE RECEIVERS: With 54 catches, Bess ranks second in single-season receptions among NFL undrafted college free agents in their rookie seasons since the common draft in 1967, behind Wayne Chrebet's 66 catches in 1995 in his first season with the N.Y. Jets:

NFL ALL-TIME UNRAFTED ROOKIE SINGLE SEASON RECEPTION LEADERS (SINCE 1967 COMMON DRAFT)

| NAME | POS. | RECEPTIONS | TEAM | YEAR |
|-----------------------|-----------|------------|--------------|-------------|
| 1. Wayne Chrebet | WR | 66 | N.Y. Jets | 1995 |
| 2. DAVONE BESS | WR | 54 | MIAMI | 2008 |
| 3. Terrence Wilkins | WR | 42 | Indianapolis | 1999 |
| 4. Clark Gaines | RB | 41 | N.Y. Jets | 1976 |
| 5. Bob Tucker | TE | 40 | N.Y. Giants | 1970 |
| Jeff Chadwick | WR | 40 | Detroit | 1983 |

DOLPHINS ROOKIE RECEIVERS: Bess' 54 receptions are the third highest total by a Dolphins rookie in team history and the second-highest by a rookie wide receiver:

SINGLE SEASON RECEPTION TOTALS BY A DOLPHIN ROOKIE

| PLAYER | POSITION | YEAR | RECEPTIONS |
|-----------------------|-----------|-------------|------------|
| 1. Terry Kirby | RB | 1993 | 75 |
| 2. Jack Clancy | WR | 1967 | 67 |
| 3. DAVONE BESS | WR | 2008 | 54 |
| 4. Troy Stradford | RB | 1987 | 48 |
| Chris Chambers | WR | 2001 | 48 |

COLLEGE Played three years at Hawaii (2005-07) and started all 39 games in which he played during that time . . . Totaled 293 receptions for 3,610 yards and 41 touchdowns . . . Also returned 23 punts for an 11.2-yard average in his career . . . Reception total is a school and Western Athletic Conference record . . . Also owns the Hawaii and conference record for career games with a touchdown reception (29), while his 41 receiving scores is a school standard . . . Is the only player in school history to post three 1,000-yard receiving seasons . . . Totaled 19 100-yard receiving games in his career . . . Was a first-team All-WAC selection all three years . . . As a junior in 2007, caught 108 passes for 1,266 yards and 12 TDs when he was a third-team All-America selection by the Associated Press . . . Ranked fifth in Football Bowl Subdivision in receptions and seventh in receiving yards . . . Set a Hawaii single-game record for receptions with 15 against Boise State, when he also amassed a career-high 181 receiving yards . . . Hauled in 96 passes for 1,220 yards and 15 scores as a sophomore . . . Registered 89 receptions for 1,124 yards and 14 TDs in 2005 when he was the WAC Freshman of the Year . . . Equalled an NCAA freshman mark with his 14 touchdown receptions . . . Left school with one year of eligibility still remaining . . . Majored in communications.

PERSONAL Attended Skyline High School in Oakland, Calif., where he lettered in football, basketball and baseball . . . In football, played both wide receiver and quarterback, and was a second-team all-city selection as a quarterback his senior season . . . Was the Dolphins' nominee for NFL Man of the Year in 2011 . . . Established "The Bess Route Foundation" in 2011, which is dedicated to shaping positive lifestyles for underprivileged children and providing funds for families in need . . . In April 2011, the Foundation held the "NFL All-Star Basketball Jam" in Bess' hometown of Oakland, Calif., which brought together NFL Players against the Oakland Police Department to help build relationships between local law enforcement and area youth . . . Launched the Bess Friends Peer Mentorship program, through a partnership with the School Board of Broward County, in the 2011 school year . . . The program is designed to inspire high school students from underserved communities and to empower these same students to serve as positive role models for their younger generation by pairing them with children from elementary schools located in their respective communities . . . Participated in the Miami Dolphins Foundation Golf Tournament and the Foundation's Kids Fishing Clinic . . . Purchased and distributed Thanksgiving meals and Holiday toys . . . Visited children at Kids In Distress and attended the Make-A-Wish Sports Banquet . . . Took part in the Miami Dolphins Touchdown For Life Blood Drive . . . Signed autographs to support the Broward Sheriff Office's fundraiser for burn victim Mike Brewer . . . Visited Miami Children's Hospital as part of the Dolphins Community Blitz . . . Was a judge for the Miami Dolphins Foundation Sun Life

Rising Star grants . . . Part of the Dolphins All-Community team in which players purchase game tickets for local charities . . . Favorite recording artist is J. Cole . . . Enjoys reading, and playing ping pong and pool in spare time . . . Full name is Davone Atrayo Bess, born September 13, 1985 in Hayward, Calif.

| DAVONE BESS' NFL REGULAR SEASON STATISTICS | | | | | | | | | | | | | |
|--|-------|----|----|-----------|------|------|-----|----|---------|------|------|----|----|
| YEAR | TEAM | GP | GS | RECEIVING | | | | | RUSHING | | | | |
| | | | | NO. | YDS. | AVG. | LG | TD | ATT. | YDS. | AVG. | LG | TD |
| 2008 | Miami | 16 | 6 | 54 | 554 | 10.3 | 37 | 1 | 1 | 13 | 13.0 | 13 | 0 |
| 2009 | Miami | 16 | 2 | 76 | 758 | 10.0 | 34t | 2 | 2 | 11 | 5.5 | 11 | 0 |
| 2010 | Miami | 16 | 8 | 79 | 820 | 10.4 | 29 | 5 | 2 | -3 | -1.5 | 0 | 0 |
| 2011 | Miami | 16 | 4 | 51 | 537 | 10.5 | 41 | 3 | 2 | 9 | 4.5 | 5 | 0 |
| NFL TOTALS | | 64 | 20 | 260 | 2669 | 10.3 | 41 | 11 | 7 | 30 | 4.3 | 13 | 0 |

| DAVONE BESS' NFL PLAYOFF STATISTICS | | | | | | | | | | | | | |
|-------------------------------------|-------|----|----|-----------|------|------|----|----|---------|------|------|----|----|
| YEAR | TEAM | | | RECEIVING | | | | | RUSHING | | | | |
| | | GP | GS | NO. | YDS. | AVG. | LG | TD | ATT. | YDS. | AVG. | LG | TD |
| 2008 | Miami | 1 | 1 | 2 | 54 | 27.0 | 45 | 0 | 0 | 0 | — | — | 0 |

ADDITIONAL STATS

Punt Returns: 21 for 231 yards, 10 FC, 11.0 avg., long of 27 in 2008; 28 for 209 yards, 13 FC, 7.5 avg., long of 22 in 2009; 25 for 284 yards, 20 FC, 11.4 avg., long of 47 in 2010; 37 for 442 yards; 24 FC, 11.9 avg., long of 25 in 2011 for total of 111 for 1,166 yards, 67 FC, 10.5 avg., long of 47 (P-2 for 10 yards, 5.0 avg., long of 5).

Kickoff Returns: 14 for 311 yards, 22.2 avg., long of 32 in 2008; 1 for 0 yards in 2010 for total of 15 for 311 yards, 20.7 avg., long of 32.

Special Teams Tackles: 1 in 2008.

Special Teams Fumble Recoveries: 2 in 2009, 1 in 2010, 2 in 2011 for total of 5.

Miscellaneous Tackles: 2 in 2010, 1 in 2011.

SINGLE-GAME HIGHS

Receptions: 10 vs. New England, 12/6/09
9 at Buffalo, 12/7/08
9 vs. Buffalo, 12/19/10
8 vs. New England, 10/4/10
7 Four times (last: vs. Denver, 10/23/11)

Receiving Yards: 117 vs. New England, 12/6/09
111 at Oakland, 11/28/10
97 at New England, 1/2/11
96 vs. New England, 10/4/10
92 vs. New England, 9/12/11

Longest Receptions: 45 vs. Baltimore, 1/4/09*
41 vs. Houston, 9/18/11
37 at St. Louis, 11/30/08
36 vs. New England, 11/23/08

Most TDs: 1 11 times (last: at New England, 12/24/11)

*Playoff Game

| 100-YARD RECEIVING GAMES (2) | | | | | | |
|------------------------------|-------------|-----|------|------|----|----|
| DATE | OPPONENT | NO. | YDS. | AVG. | LG | TD |
| 12/06/09 | New England | 10 | 117 | 11.7 | 19 | 1 |
| 11/28/10 | at Oakland | 6 | 111 | 18.5 | 29 | 0 |

2008 GAME-BY-GAME STATISTICS

| DATE | OPPONENT | P/S | RECEIVING | | | | RUSHING | | | | W/L | SCORE |
|-----------------------|------------------|-----|-------------|-----------|------------|-----------|----------|----------|-----------|-----------|----------|-------------|
| | | | NO. | YDS. | LG | TD | ATT. | YDS. | LG | TD | | |
| 9/7 | NEW YORK JETS | P | 1 | 8 | 8 | 0 | 0 | 0 | 0 | 0 | L | 14-20 |
| 9/14 | at Arizona | P | 2 | 13 | 7 | 0 | 1 | 13 | 13 | 0 | L | 10-31 |
| 9/21 | at New England | P | 1 | 4 | 4 | 0 | 0 | 0 | 0 | 0 | W | 38-13 |
| 10/5 | SAN DIEGO | P | 3 | 25 | 24 | 0 | 0 | 0 | 0 | 0 | W | 17-10 |
| 10/12 | at Houston | P | 1 | 10 | 10 | 0 | 0 | 0 | 0 | 0 | L | 28-29 |
| 10/19 | BALTIMORE | P | 2 | 12 | 7t | 1 | 0 | 0 | 0 | 0 | L | 13-27 |
| 10/26 | BUFFALO | P | 2 | 13 | 7 | 0 | 0 | 0 | 0 | 0 | W | 25-16 |
| 11/2 | at Denver | P | 2 | 28 | 17 | 0 | 0 | 0 | 0 | 0 | W | 26-17 |
| 11/9 | SEATTLE | P | 2 | 25 | 13 | 0 | 0 | 0 | 0 | 0 | W | 21-19 |
| 11/16 | OAKLAND | P | 3 | 50 | 27 | 0 | 0 | 0 | 0 | 0 | W | 17-15 |
| 11/23 | NEW ENGLAND | P | 5 | 87 | 36 | 0 | 0 | 0 | 0 | 0 | L | 28-48 |
| 11/30 | at St. Louis | S | 6 | 84 | 37 | 0 | 0 | 0 | 0 | 0 | W | 16-12 |
| 12/7 | at Buffalo | S | 9 | 74 | 15 | 0 | 0 | 0 | 0 | 0 | W | 16-3 |
| 12/14 | SAN FRANCISCO | S | 3 | 25 | 11 | 0 | 0 | 0 | 0 | 0 | W | 14-9 |
| 12/21 | at Kansas City | S | 6 | 57 | 12 | 0 | 0 | 0 | 0 | 0 | W | 38-31 |
| 12/28 | at New York Jets | S | 6 | 39 | 13 | 0 | 0 | 0 | 0 | 0 | W | 38-31 |
| 1/3/09 | BALTIMORE# | S | 2 | 54 | 45 | 0 | 0 | 0 | 0 | 0 | L | 9-27 |
| 2008 TOTALS | | | 16-6 | 54 | 554 | 37 | 1 | 1 | 13 | 13 | 0 | 11-5 |
| PLAYOFF TOTALS | | | 1-1 | 2 | 54 | 45 | 0 | 0 | 0 | 0 | 0 | 0-1 |

2009 GAME-BY-GAME STATISTICS

| DATE | OPPONENT | P/S | RECEIVING | | | | RUSHING | | | | W/L | SCORE |
|--------------------|------------------|-----|-------------|-----------|------------|-----------|----------|----------|-----------|-----------|----------|------------|
| | | | NO. | YDS. | LG | TD | ATT. | YDS. | LG | TD | | |
| 9/13 | at Atlanta | P | 7 | 57 | 21 | 0 | 0 | 0 | 0 | 0 | L | 7-19 |
| 9/21 | INDIANAPOLIS | P | 3 | 29 | 18 | 0 | 0 | 0 | 0 | 0 | L | 23-27 |
| 9/27 | at San Diego | P | 7 | 54 | 14 | 0 | 1 | 11 | 11 | 0 | L | 13-23 |
| 10/4 | BUFFALO | P | 3 | 17 | 6 | 0 | 0 | 0 | 0 | 0 | W | 38-10 |
| 10/12 | NEW YORK JETS | P | 3 | 18 | 8 | 0 | 0 | 0 | 0 | 0 | W | 31-27 |
| 10/25 | NEW ORLEANS | P | 3 | 13 | 8 | 0 | 0 | 0 | 0 | 0 | L | 34-46 |
| 11/1 | at New York Jets | P | 4 | 18 | 6 | 0 | 0 | 0 | 0 | 0 | W | 30-25 |
| 11/8 | at New England | P | 6 | 56 | 20 | 0 | 0 | 0 | 0 | 0 | L | 17-27 |
| 11/15 | TAMPA BAY | P | 4 | 72 | 25 | 0 | 0 | 0 | 0 | 0 | W | 25-23 |
| 11/19 | at Carolina | P | 6 | 63 | 18 | 0 | 0 | 0 | 0 | 0 | W | 24-17 |
| 11/29 | at Buffalo | P | 3 | 34 | 15 | 0 | 0 | 0 | 0 | 0 | L | 14-31 |
| 12/6 | NEW ENGLAND | S | 10 | 117 | 19 | 1 | 0 | 0 | 0 | 0 | W | 22-21 |
| 12/13 | at Jacksonville | P | 3 | 22 | 15 | 0 | 1 | 0 | 0 | 0 | W | 14-10 |
| 12/20 | at Tennessee | P | 4 | 58 | 34 | 0 | 0 | 0 | 0 | 0 | L | 24-27* |
| 12/27 | HOUSTON | P | 5 | 45 | 15 | 0 | 0 | 0 | 0 | 0 | L | 20-27 |
| 1/3/10 | PITTSBURGH | P | 5 | 85 | 34 | 1 | 0 | 0 | 0 | 0 | L | 24-30 |
| 2009 TOTALS | | | 16-1 | 76 | 758 | 34 | 2 | 2 | 11 | 11 | 0 | 7-9 |

2010 GAME-BY-GAME STATISTICS

| DATE | OPPONENT | P/S | RECEIVING | | | | RUSHING | | | | W/L | SCORE |
|--------------------|------------------|-----|-------------|-----------|------------|-----------|----------|----------|-----------|-----------|----------|------------|
| | | | NO. | YDS. | LG | TD | ATT. | YDS. | LG | TD | | |
| 9/12 | at Buffalo | P | 6 | 51 | 11 | 0 | 1 | 0 | 0 | 0 | W | 15-10 |
| 9/19 | at Minnesota | S | 1 | 12 | 12 | 0 | 0 | 0 | 0 | 0 | W | 14-10 |
| 9/26 | NEW YORK JETS | P | 6 | 86 | 17 | 0 | 0 | 0 | 0 | 0 | L | 23-31 |
| 10/4 | NEW ENGLAND | P | 8 | 96 | 21 | 1 | 1 | -3 | -3 | 0 | L | 14-41 |
| 10/17 | at Green Bay | P | 5 | 37 | 10 | 1 | 0 | 0 | 0 | 0 | W | 23-20* |
| 10/24 | PITTSBURGH | P | 6 | 66 | 26t | 1 | 0 | 0 | 0 | 0 | L | 22-23 |
| 10/31 | at Cincinnati | S | 7 | 53 | 20 | 0 | 0 | 0 | 0 | 0 | W | 22-14 |
| 11/7 | at Baltimore | P | 5 | 50 | 22 | 0 | 0 | 0 | 0 | 0 | L | 10-26 |
| 11/14 | TENNESSEE | P | 4 | 29 | 16 | 0 | 0 | 0 | 0 | 0 | W | 29-17 |
| 11/18 | CHICAGO | P | 1 | 9 | 9 | 0 | 0 | 0 | 0 | 0 | L | 0-16 |
| 11/28 | at Oakland | S | 6 | 111 | 29 | 0 | 0 | 0 | 0 | 0 | W | 33-17 |
| 12/5 | CLEVELAND | S | 6 | 67 | 23 | 0 | 0 | 0 | 0 | 0 | L | 10-13 |
| 12/12 | at New York Jets | S | 1 | 6 | 6 | 0 | 0 | 0 | 0 | 0 | W | 10-6 |
| 12/19 | BUFFALO | S | 9 | 78 | 15 | 0 | 0 | 0 | 0 | 0 | L | 14-17 |
| 12/26 | DETROIT | S | 5 | 34 | 13t | 1 | 0 | 0 | 0 | 0 | L | 27-34 |
| 1/2/10 | at New England | S | 3 | 35 | 21t | 1 | 0 | 0 | 0 | 0 | L | 7-38 |
| 2010 TOTALS | | | 16-8 | 79 | 820 | 29 | 5 | 2 | -3 | -3 | 0 | 7-9 |

2011 GAME-BY-GAME STATISTICS

| DATE | OPPONENT | P/S | RECEIVING | | | | RUSHING | | | | W/L | SCORE |
|--------------------|--------------------|-----|-------------|-----------|------------|-----------|----------|----------|----------|----------|----------|-------------|
| | | | NO. | YDS. | LG | TD | ATT. | YDS. | LG | TD | | |
| 9/12 | NEW ENGLAND | S | 5 | 92 | 26 | 0 | 0 | 0 | 0 | 0 | L | 24-38 |
| 9/18 | HOUSTON | P | 2 | 42 | 41 | 0 | 0 | 0 | 0 | 0 | L | 13-23 |
| 9/25 | at Cleveland | S | 5 | 52 | 16 | 0 | 0 | 0 | 0 | 0 | L | 16-17 |
| 10/2 | at San Diego | P | 3 | 21 | 12 | 0 | 0 | 0 | 0 | 0 | L | 16-26 |
| 10/17 | at New York Jets | P | 2 | 21 | 11 | 0 | 0 | 0 | 0 | 0 | L | 6-24 |
| 10/23 | DENVER | S | 7 | 52 | 13 | 0 | 0 | 0 | 0 | 0 | L | 15-18* |
| 10/30 | at New York Giants | P | 3 | 43 | 24 | 0 | 0 | 0 | 0 | 0 | L | 17-20 |
| 11/6 | at Kansas City | P | 1 | 0 | 0 | 0 | 0 | 0 | 0 | 0 | W | 31-3 |
| 11/13 | WASHINGTON | P | 4 | 37 | 23 | 0 | 0 | 0 | 0 | 0 | W | 20-9 |
| 11/20 | BUFFALO | P | 2 | 25 | 21 | 1 | 0 | 0 | 0 | 0 | W | 35-8 |
| 11/24 | at Dallas | P | 2 | 29 | 24 | 0 | 0 | 0 | 0 | 0 | L | 19-20 |
| 12/4 | OAKLAND | S | 4 | 27 | 12t | 1 | 0 | 0 | 0 | 0 | W | 34-14 |
| 12/11 | PHILADELPHIA | P | 2 | 12 | 8 | 0 | 0 | 0 | 0 | 0 | L | 10-26 |
| 12/18 | at Buffalo | P | 0 | 0 | 0 | 0 | 2 | 9 | 5 | 0 | W | 30-23 |
| 12/24 | at New England | P | 3 | 39 | 15t | 1 | 0 | 0 | 0 | 0 | L | 24-27 |
| 1/1/12 | NEW YORK JETS | P | 6 | 45 | 17 | 0 | 0 | 0 | 0 | 0 | W | 19-17 |
| 2011 TOTALS | | | 16-4 | 51 | 537 | 41 | 3 | 2 | 9 | 5 | 0 | 6-10 |

* - Overtime

- Playoff Game

KEVIN BURNETT

LINEBACKER

56

HEIGHT: 6-3
 WEIGHT: 240
 BORN: 12/24/82
 COLLEGE: TENNESSEE '05
 ACQUIRED: UFA, 2011 (S.D.)
 NFL: EIGHTH SEASON
 DOLPHINS: SECOND SEASON

FINS FACT

Kevin races remote-controlled cars competitively and has a custom-built track in the back yard of his San Diego home. He also competes at the Revelation Raceway in Ontario, Calif. and at Thunder Alley in Beaumont, Texas. His interest in RC Racing began after his wife, Maia, bought him a couple of cars for Christmas. He now has a racing garage with more than 20 cars.

PRO CAREER

CAREER TRANSACTIONS: Signed with the Dolphins as an unrestricted free agent from the Chargers on July 30, 2011 . . . Signed two-year contract with San Diego on March 12, 2009 . . . Signed with the Cowboys on July 30, 2005 . . . Was a second-round pick by Dallas (42nd overall) in 2005.

2011 - Started all 16 games . . . Finished second on team with 105 tackles and added 2.5 sacks for a total of 18.5 yards in losses . . . Had one interception which he returned 34 yards for a touchdown . . . It marked the first time in his career he registered 100 or more tackles in a season . . . Joined Yeremiah Bell (107 tackles) and Karlos Dansby (103 tackles) to mark the first time in Dolphins history three players had 100 or more tackles in the same season . . . Led the Dolphins in tackles four times and finished second on the team once . . . Had four games of double figure tackles . . . Led the team with ten tackles at N.Y. Giants (10/30) and added one pass defended . . . Led the Dolphins with 12 tackles at Kansas City (11/6) . . . Included in that were 1.5 sacks for a total of 10.5 yards in losses, tackling Chiefs quarterback Matt Cassel for a seven-yard loss and sharing a seven-yard sack of Cassel with Cameron Wake . . . It was his first multiple sack game with the Dolphins and the fourth overall in his career . . . Led the

Dolphins with 12 tackles at Dallas (11/24) . . . Had four tackles including one sack vs. Oakland (12/4), tackling Raiders quarterback Carson Palmer for an eight-yard loss . . . Also had an interception of Palmer that he returned 34 yards for a touchdown . . . It was Burnett's first interception return for a touchdown as a member of the Dolphins and the third overall of his career . . . In fact, of his four career interceptions he has returned three of them for touchdowns . . . It was also Burnett's 100th career regular season game . . . Led the Dolphins with 14 tackles vs. N.Y. Jets (1/1/12).

2010 - Started all 16 games at inside linebacker for the Chargers . . . San Diego led the NFL in total defense and pass defense, while ranking fourth against the run . . . Finished with 95 tackles (80 solo) . . . Also forced two fumbles, intercepted two passes and had a career-high six sacks, which tied for third on the team . . . Had five tackles, an interception and recovered a fumble vs. Jacksonville (9/19) . . . Posted a team-high nine tackles, two sacks and a forced fumble vs. Arizona (10/3) . . . Had two sacks at Oakland (10/10) . . . Helped the Chargers seal a road victory at Indianapolis (11/28) with 10 tackles and a 29-yard interception off of Peyton Manning which he returned for a touchdown . . . Joined Ty Law as the only players to ever return two INTs vs. Manning for TDs.

2009 - Played in 11 games with seven starts for San Diego . . . Finished with 66 tackles (49 solo), 2.5 sacks and a pass defended . . . Had a season-high 14 tackles vs. Miami (9/27) . . . Ended Dolphins' first drive with third-down pass defended and six-yard sack on next possession . . . Posted season-high 1.5 sacks at Denver (11/22) . . . Earned a game ball following for his efforts vs. Philadelphia (11/15) as he set up Chargers' first touchdown by forcing a three-and-out with third-down tackle for loss . . . Later helped force a field goal with first and third-down stops on goal-to-go plays from one.

2008 - Played in all 16 games with two starts for Dallas . . . Finished with 38 tackles (29 solo), two sacks and three passes defended . . . Posted a season-high four special teams tackles vs. Washington (9/28).

2007 - Played in 16 games with two starts . . . Finished season with 53 tackles (46 solo), two passes defended and a forced fumble . . . Had a season-high nine tackles along with season-high three special teams tackles at N.Y. Giants (11/11).

2006 - Played in all 16 games . . . Finished with 40 tackles (29 solo), a sack and an interception returned for a touchdown . . . Also had two forced fumbles . . . Posted a 39-yard touchdown return off Peyton Manning in win over previously unbeaten Indianapolis (11/19) . . . Had a team-high three special teams tackles in Wild Card playoff at Seattle (1/6/07).

2005 - Played in 13 games . . . Finished with 17 tackles (13 solo) and a sack . . . Was inactive for the first two weeks of the season after having surgery on left knee on September 8 . . . Recorded season-high three special teams tackles at Carolina (12/24) . . . Placed on Injured Reserve on December 29 after tearing right ACL in practice on December 28.

COLLEGE

Four-year letterman (2000-04) at Tennessee . . . Was an All-America and two-time All-SEC . . . Was a semi-finalist for Butkus and Nagurski Awards as a senior in 2004 . . . Was a Southeastern Conference Academic Honor Roll member in 2002 and '03 . . . Tore left ACL in 2002 season opener and spent year as medical redshirt . . . Named to the SEC and AFCA Good Works teams in 2003 . . . Earned bachelor's and master's degrees in sports management.

PERSONAL

Married (Maia), couple has three sons, Kamurhan, Kevin III and Knight, and a daughter, Kaihler . . . Attended Dominguez High School in Compton, Calif . . . Named as an All-America, all-state and all-conference safety and running back . . . Led school to state playoffs in 1998 and '99 . . . Burnett and Maia oversee the Kevin Burnett Foundation, which supports literacy and education . . . It offers educational opportunities for lower-income families and a mentor element for children who have grown up in single-parent homes . . . His foundation works with children and families in San Diego, Los Angeles and Dallas . . . Participates in the Dolphins' All Community Team Ticket program and in December, 2011, provided 20 kids from Broward and Miami-Dade Public Schools with laptops . . . An outstanding student and an astute writer, Burnett is currently authoring two marriage books for young couples . . . Younger brother, Kaelin, was signed by the Raiders as an undrafted free agent in 2012 . . . Born on December 24, 1982 in Inglewood, Calif.

KEVIN BURNETT'S NFL REGULAR SEASON STATISTICS

| YEAR | TEAM | GP | GS | TACKLES | | | | | INTERCEPTIONS | | | | | FUMBLES | | |
|-------------------|-----------|------------|-----------|------------|------------|-----------|-------------|-------------|---------------|------------|------------|----------|-----------|----------|----------|----------|
| | | | | TOT | SOLO | ASST | SK | YDS | NO | YDS | LG | TD | PD | FF | FR | YDS |
| 2005 | Dallas | 13 | 0 | 6 | 5 | 1 | 1.0 | 2.0 | 0 | 0 | 0 | 0 | 0 | 0 | 0 | 0 |
| 2006 | Dallas | 16 | 0 | 24 | 15 | 9 | 1.0 | 2.0 | 1 | 39 | 39t | 1 | 2 | 2 | 0 | 0 |
| 2007 | Dallas | 16 | 2 | 39 | 33 | 6 | 0.0 | 0.0 | 0 | 0 | 0 | 0 | 2 | 1 | 0 | 0 |
| 2008 | Dallas | 16 | 2 | 24 | 17 | 7 | 2.0 | 12.0 | 0 | 0 | 0 | 0 | 3 | 1 | 1 | 0 |
| 2009 | San Diego | 11 | 7 | 62 | 46 | 16 | 2.5 | 16.5 | 0 | 0 | 0 | 0 | 1 | 0 | 0 | 0 |
| 2010 | San Diego | 16 | 16 | 95 | 80 | 15 | 6.0 | 32.0 | 2 | 31 | 29t | 1 | 5 | 2 | 1 | 0 |
| 2011 | Miami | 16 | 16 | 105 | 83 | 22 | 2.5 | 18.5 | 1 | 34 | 34t | 1 | 3 | 0 | 0 | 0 |
| NFL TOTALS | | 104 | 43 | 355 | 279 | 76 | 15.0 | 63.0 | 4 | 104 | 39t | 3 | 16 | 6 | 2 | 0 |

KEVIN BURNETT'S NFL PLAYOFF STATISTICS

| YEAR | TEAM | GP | GS | TACKLES | | | | | INTERCEPTIONS | | | | | FUMBLES | | |
|-------------------|-----------|----------|----------|----------|----------|----------|----------|----------|---------------|----------|----------|----------|----------|----------|----------|----------|
| | | | | TOT | SOLO | ASST | SK | YDS | NO | YDS | LG | TD | PD | FF | FR | YDS |
| 2006 | Dallas | 1 | 0 | 0 | 0 | 0 | 0 | 0 | 0 | 0 | 0 | 0 | 0 | 0 | 0 | 0 |
| 2007 | Dallas | 1 | 0 | 0 | 0 | 0 | 0 | 0 | 0 | 0 | 0 | 0 | 0 | 0 | 0 | 0 |
| 2009 | San Diego | 1 | 0 | 1 | 1 | 0 | 0 | 0 | 0 | 0 | 0 | 0 | 0 | 0 | 0 | 0 |
| NFL TOTALS | | 3 | 0 | 1 | 1 | 0 | 0 | 0 | 0 | 0 | 0 | 0 | 0 | 0 | 0 | 0 |

ADDITIONAL STATS

Special Teams Tackles: (Dallas) 11 in 2005; 16 in 2006; 14 in 2007; 14 in 2008; (San Diego) 4 in 2009 for total of 59



REGGIE BUSH

RUNNING BACK

22

HEIGHT: 6-0
 WEIGHT: 203
 BORN: 3/2/85
 ACQUIRED: T, 2011 (N.O.)
 COLLEGE: SOUTHERN CALIFORNIA '07
 NFL: SEVENTH SEASON
 DOLPHINS: SECOND SEASON



FINS FACT

Twice this past off-season, Reggie served as guest co-host with Kelly Ripa on her nationally syndicated morning TV show, "LIVE! with Kelly." Bush made his first appearance on the show on January 9, where the guests included movie star Mark Wahlberg. Bush returned to the show on May 18, where he interviewed "Blue Bloods" star and fellow USC alumnus Tom Selleck. Bush also presented Ripa with an aqua Dolphins jersey. It featured Bush's number 22 but had RIPA on the back. "I will worship this jersey," Ripa said.

PRO CAREER

CAREER TRANSACTIONS: Acquired by the Dolphins in a trade from the New Orleans Saints on July 28, 2011 . . . First-round draft pick (third overall) of New Orleans in 2006.

2011 - Started all 15 games in which he played . . . Missed the season finale vs. N.Y. Jets (1/1/12) due to a knee injury sustained in previous contest at New England . . . Led the Dolphins in rushing with 216 carries for 1,086 yards and six touchdowns . . . Added 43 catches for 296 yards and one touchdown . . . Ranked sixth in the AFC and 11th in the NFL in rushing . . . His 1,086 yards rushing is the highest single-season total of his career . . . Led the team in rushing ten games and in receptions four games in 2011 . . .

1,000 YARDS RUSHING: Bush's 1,086 yards rushing marked the first time he has rushed for 1,000 or more yards in a season . . . It also is the 12th time (eighth player overall) a Dolphin has rushed for 1,000 or more yards in a season and is the eighth highest single-season rushing total in Dolphin history:

HIGHEST SINGLE-SEASON RUSHING TOTALS IN DOLPHINS HISTORY

| PLAYER | YEAR | ATT. | YARDS | AVG | LG | TD |
|-----------------------|-------------|------------|--------------|------------|-----------|----------|
| 1. Ricky Williams | 2002 | 383 | 1,853 | 4.8 | 63 | 16 |
| 2. Ricky Williams | 2003 | 392 | 1,372 | 3.5 | 45 | 9 |
| 3. Delvin Williams | 1978 | 272 | 1,258 | 4.6 | 58 | 8 |
| 4. Lamar Smith | 2000 | 309 | 1,139 | 3.7 | 68 | 14 |
| 5. Ricky Williams | 2009 | 241 | 1,121 | 4.7 | 68 | 11 |
| 6. Larry Csonka | 1972 | 213 | 1,117 | 5.2 | 45 | 6 |
| 7. Karim Abdul-Jabbar | 1996 | 307 | 1,116 | 3.6 | 29 | 11 |
| 8. REGGIE BUSH | 2011 | 216 | 1,086 | 5.0 | 76 | 6 |
| 9. Larry Csonka | 1971 | 195 | 1,051 | 5.4 | 28 | 7 |
| 10. Ronnie Brown | 2006 | 241 | 1,008 | 4.2 | 47 | 5 |
| 11. Larry Csonka | 1973 | 219 | 1,003 | 4.6 | 25 | 5 |
| 12. Mercury Morris | 1972 | 190 | 1,000 | 5.3 | 33 | 12 |

In addition, with wide receiver Brandon Marshall having 1,214 yards in receptions, it marked the first time in Dolphins history the team had a 1,000-yard rusher and a 1,000-yard receiver in the same season . . .

BIGGEST RUSHING IMPROVEMENT IN 2010: In 2010, Bush rushed for 150 yards with the Saints, and his improvement of 936 yards to his total of 1,086 rushing yards in 2011 was the largest in the NFL by a player from 2010 to 2011:

LARGEST RUSHING YARDAGE IMPROVEMENT FROM 2010 TO 2011

| PLAYER | 2010 TEAM | 2010 YARDS | 2011 TEAM | 2011 YARDS | IMPROVEMENT |
|-----------------------|-------------|------------|-------------|--------------|-------------|
| 1. REGGIE BUSH | N.O. | 150 | MIA. | 1,086 | +936 |
| 2. Willis McGahee | Balt. | 380 | Den. | 1,199 | +819 |
| 3. Beanie Wells | Ari. | 397 | Ari. | 1,047 | +650 |
| 4. Marshawn Lynch | Sea. | 573 | Sea. | 1,204 | +631 |
| 5. Jackie Battle | K.C. | 50 | K.C. | 597 | +547 |

200 YARD GAMES: Bush recorded 203 rushing yards at Buffalo (12/18), marking the first 200-yard game of his career . . . It was the third 200-yard rushing game in Dolphins regular season history (and fourth overall, including playoffs) and was the third-highest regular season single-game rushing total in Dolphins regular season history (fourth overall, including playoffs):

HIGHEST SINGLE-GAME RUSHING TOTALS IN DOLPHINS HISTORY

| PLAYER | OPP. | DATE | ATT. | YARDS | TD | LG |
|-----------------------|-------------------|----------------------|-----------|------------|----------|-----------|
| 1. Ricky Williams | at Buffalo | Dec. 1, 2002 | 27 | 228 | 2 | 55 |
| 2. Ricky Williams | Chicago | Dec. 9, 2002 | 31 | 216 | 2 | 63 |
| 3. Lamar Smith* | Indianapolis | Dec. 30, 2000 | 40 | 209 | 2 | 24 |
| 4. REGGIE BUSH | AT BUFFALO | Dec. 18, 2011 | 25 | 203 | 1 | 76 |

* - Playoffs

100 YARD GAMES: Had five 100-yard games, including each of his last four contests (103 yards at N.Y. Giants (10/30), 100 yards vs. Oakland (12/4), 103 yards vs. Philadelphia (12/11), 203 yards at Buffalo (12/18) and 113 yards at New England (12/24)) and the Dolphins were 2-3 in those contests . . . In his career, has six 100-yard games (five with the Dolphins and one as a member of the New Orleans Saints, with 126 yards on Dec. 24, 2006 at N.Y. Giants) . . . His teams are 3-3 in those contests (2-3 with the Dolphins and 1-0 with the Saints) . . .

MOST CONSECUTIVE 100-YARD RUSHING GAMES

| PLAYER | STREAK | CONSECUTIVE GAMES |
|--------------------|----------------------------------|-------------------|
| 1. Ricky Williams | 10th through 14th in 2002 | 5 |
| 2. Ronnie Brown | 3rd through 8th in 2007 | 4 |
| REGGIE BUSH | 12th through 15th in 2011 | 4* |

* Missed 16th game in 2011; active streak

CONSECUTIVE GAME RUSHING TOTALS: With 203 yards at Buffalo on December 18 and 113 yards the following week at New England on December 24, Bush's two-game rushing total of 316 yards is the fourth-most combined yards in consecutive games in Dolphins history, and he owns two of the top five figures in this category in club annals:

HIGHEST TWO-GAME RUSHING TOTALS IN DOLPHINS HISTORY

| PLAYER | GAME 1 TOTAL | GAME 2 TOTAL | 2-GAME TOTALS |
|-----------------------|-------------------------------------|------------------------------------|---------------|
| 1. Ricky Williams | 27-228 (at Buf., 12/1/02) | 31-216 (vs. Chi., 12/9/02) | 58-444 |
| 2. Ricky Williams | 29-143 (vs. S.D., 11/24/02) | 27-228 (at Buf., 12/1/02) | 56-371 |
| 3. Ricky Williams | 31-216 (vs. Chi., 12/9/02) | 27-101 (vs. Oak., 12/15/02) | 58-317 |
| 4. REGGIE BUSH | 25-203 (AT BUFF., 12/18/11) | 22-113 (AT N.E., 12/24/11) | 47-316 |
| 5. REGGIE BUSH | 14-103 (VS. PHIL., 12/11/11) | 25-203 (AT BUFF., 12/18/11) | 39-306 |

LONGEST RUNS: Had a season-long 76-yard touchdown run at Buffalo (12/18) . . . The run is the third-longest in team history:

LONGEST RUNS IN DOLPHINS HISTORY

| PLAYER | DATE | OPPONENT | RUN |
|-----------------------|-----------------|-------------------|------------|
| 1. Leroy Harris | 12/5/77 | Baltimore | 77t |
| Keith Byars | 11/25/93 | at Dallas | 77t |
| 3. REGGIE BUSH | 12/18/11 | AT BUFFALO | 76T |
| 4. Jerris McPhail | 10/27/97 | Chicago | 71t |
| 5. Mercury Morris | 9/30/73 | New England | 70t |
| Mercury Morris | 10/15/73 | at Cleveland | 70 |

AMONG RECEIVING LEADERS FROM 2006-11: From 2006-11, Bush has caught 337 passes for 2,438 yards and 13 touchdowns . . . Among NFL running backs during that time span, his reception total ranks first, his receiving touchdowns are second and his receiving yards are the fourth-most over that time span:

NFL RECEIVING LEADERS AMONG RUNNING BACKS (2006-11)

| RECEPTIONS | | | RECEIVING YARDS | | | RECEIVING TOUCHDOWNS | | |
|----------------|------------------|------------|-----------------|------------------|-------------|----------------------|------------------|-----------|
| PLAYER | TEAM | NO. | PLAYER | TEAM | YDS. | PLAYER | TEAM | TDs |
| R. BUSH | N.O./MIA. | 337 | S. Jackson | StL. | 2494 | D. Sproles | S.D./N.O. | 18 |
| S. Jackson | StL. | 307 | M. Jones-Drew | Jack. | 2473 | B. Westbrook | Phi., SF | 16 |
| L. Tomlinson | SD, Jets | 282 | R. BUSH | N.O./MIA. | 2438 | R. BUSH | N.O./MIA. | 13 |
| M. Jones-Drew | Jack. | 278 | L. Tomlinson | S.D./Jets | 2380 | M. Jones-Drew | Jack. | 10 |
| F. Gore | S.F. | 272 | F. Gore | S.F. | 2266 | Three tied | | 9 |

HONORS: Was named as AFC Offensive Player of the Week for Week 15 following his performance at Buffalo (12/18) when he had 25 carries for 203 yards and one touchdown, coming on a 76-yard run . . . It was the second time in his career he won an Offensive Player of the Week award, having won the NFC award for Week 13 of the 2006 season after he carried the ball ten times for 37 yards and three touchdowns and added nine catches for 131 yards and one touchdown on Dec. 3, 2006 vs. San Francisco as a member of the New Orleans Saints . . . His AFC award was the second time in 2011 that a Dolphin won that AFC honor, as quarterback Matt Moore won it for Week Nine . . . The last Dolphins running back to win that award was Ricky Williams, who won it for Week 11 in 2009 following his performance at Carolina on November 19 of that year . . .

GAME HIGHLIGHTS – VS. NEW ENGLAND (9/12): Made his Dolphins debut in a starting role vs. New England (9/12) and had 11 rushes for 38 yards while leading the team in receptions with nine catches for 56 yards and one touchdown, coming on a two-yard pass from Chad Henne, his first TD as a member of the Dolphins . . .

AT SAN DIEGO (10/2): Led the Dolphins in rushing with 13 carries for 50 yards and added two catches for 15 yards . . .

AT N.Y. JETS (10/17): Led the Dolphins in rushing with ten carries for 71 yards, including a 36-yard run . . . At the time it was the third longest run of his career and his longest since November 15, 2009 when he had a 55-yard run at St. Louis as a member of the New Orleans Saints . . . He had 55 yards rushing in the first quarter, at the time the highest first quarter rushing total of his career . . . Also added two receptions for seven yards . . .

AT N.Y. GIANTS (10/30): Led the Dolphins in rushing with 15 carries for 103 yards and tied for the team lead in receptions with four catches for 17 yards . . . Also had a 35-yard run . . . It was his first 100-yard rushing game of the season, his first as a Dolphin, and the second of his career . . . At the time his 103 yards rushing also was the second highest single-game rushing total of his career . . .

AT KANSAS CITY (11/6): Led the Dolphins in rushing with 13 carries for 92 yards, an average of 7.1 yards per carry, including a 28-yard TD run . . . It was his first rushing touchdown as a member of the Dolphins . . . Also added three catches for 50 yards, including a 27-yard reception . . . His 92 yards rushing at the time represented the fourth highest single game rushing total of his career . . .

VS. WASHINGTON (11/13): Led the Dolphins in rushing with 14 carries for 47 yards and two touchdowns and added four catches for four yards . . . His two TDs came on runs of one and 18 yards and accounted for the only Dolphins touchdowns of the game . . . It was his first game as a Dolphin and the second game overall of his career rushing for two or more touchdowns, with his previous games coming with two rushing scores vs. Tennessee (9/4/07) as a member of the New Orleans Saints . . .

VS. BUFFALO (11/20): Had 15 carries for 32 yards and one touchdown vs. Buffalo (11/20), coming on a five-yard run . . . Also tied for the team lead in receptions with four catches for 34 yards . . . It marked the third straight game he had a rushing touchdown, and the last time he had rushing TDs in three straight games was in 2009 as a member of the New Orleans Saints (vs. N.Y. Giants (10/18), at Miami (10/25), and vs. Atlanta (11/2)) . . .

AT DALLAS (11/23): Led the Dolphins in rushing with 16 carries for 61 yards and added three catches for 35 yards, including a 34-yard reception, at the time his longest catch of the season . . .

VS. OAKLAND (12/4): Led the Dolphins in rushing with 22 carries for 100 yards and one touchdown, coming on a one-yard run . . . It was his second 100-yard rushing game of the season, his second as a Dolphin, and the third of his career . . . His 100 yards rushing at the time was the third highest single game total of his career . . . Had 53 yards rushing in the first quarter, at the time the second highest first-quarter rushing total of his career . . . He had 79 yards rushing in the first half, at the time the third-highest first-half rushing total of his career . . .

VS. PHILADELPHIA (12/11): Led the Dolphins in rushing and receiving with 14 carries for 103 yards along with five catches for 27 yards . . . It was his third 100-yard rushing game of the season, his third as a Dolphin, and the fourth of his career . . . His 103 yards rushing at the time was tied for the second highest single-game total of his career . . . Along with his 100 yards rushing in his previous game, vs. Oakland (12/4), it marked the first time in his career he rushed for 100 or more yards in consecutive games . . .

AT BUFFALO (12/18): Led the Dolphins in rushing with 25 carries for 203 yards and one touchdown along with one catch for six yards . . . His touchdown came on a 76-yard TD run, the longest run of his career . . . His 203 yards rushing marked the highest single game rushing total of his career and it was his first career 200-yard rushing game . . . It was the third highest regular season single-game rushing total in Dolphins history (fourth overall, including playoffs) . . . It was his fourth 100-yard rushing game of the season, his fourth as a Dolphin, and the fifth of his career . . . Along with his 100+ yards rushing in his two previous games it marked the first time in his career he rushed for 100 or more yards in three consecutive games . . . It also was the first time a Dolphin rushed for 100 or more yards in three straight games since Ricky Williams in 2009 . . . Bush had 122 yards rushing in the second half, the most yards rushing in a half in his career and most rushing yards in a half in Dolphins history . . . It also was the first time a Dolphin ran for 100 or more yards in a half since Ronnie Brown had 103 yards rushing in the second half on Sept. 25, 2005 vs. Carolina . . . In the Bills contest, he had a 76-yard run, the longest run of his career and the third longest run in Dolphins history, surpassed only by the 77-yard runs by Leroy Harris (Dec. 5, 1977 vs. Baltimore) and by Keith Byars (Nov. 25, 1993 at Dallas) . . . Bush's 8.1 yards per carry average in the Bills game at the time was the highest single game rushing average of his career . . . For his performance in that contest he was named as the AFC Offensive Player of the Week for Week 15 . . .

AT NEW ENGLAND (12/24): Led the Dolphins in rushing with 22 carries for 113 yards and added two catches for 26 yards before leaving the game permanently with a knee injury . . . At the time his 113 yard rushing marked the third highest single game rushing total of his career . . . It was his fifth 100-yard rushing game of the season, his fifth as a Dolphin, and the sixth of his career . . . Along with his 100+ yards rushing in his three previous games (203 yards rushing at Buffalo (12/18), 103 yard rushing vs. Philadelphia (12/11) and 100 yard rushing vs. Oakland (12/4)] it marked the first time in his career he rushed for 100 or more yards in four consecutive games . . . It also was the first time a Dolphin rushed for 100 or more yards in four straight games since Ronnie Brown in 2007.

2010 - Appeared in eight games with six starts for New Orleans . . . Was on the inactive list for games 3-10 with fibula injury . . . Finished with 150 rushing yards on 36 carries . . . Led Saints running backs with 34 catches for 208 yards with one touchdown . . . Added 14 punt returns for 92 yards (6.6 avg.) and a 32-yard kickoff return . . . Caught a six-yard touchdown pass at San Francisco (9/20) and his 43-yard punt return put the Saints in 49ers territory, despite suffering the injury on the return . . . Gained 39 rushing yards on five carries, caught five passes for 22 yards and had two punt returns for 16 yards vs. St. Louis (12/12) . . . Finished with 125 total yards from scrimmage vs. Tampa Bay (1/2/11), as he rushed for 70 yards on nine attempts and caught five passes for 55 yards . . .

PLAYOFFS: Started in NFC Wild Card Playoff at Seattle (1/8/11) and rushed five times for 12 yards and had five receptions for 37 yards . . .

2009 - Played in 14 games with eight starts . . . Was inactive for two contests with a knee injury . . . Finished with 390 rushing yards on 70 carries with five touchdowns . . . Had 47 catches for 335 yards with three touchdowns . . . Added 27 punt returns for 130 yards (4.8 avg.) . . . Accounted for 35 first downs (19 rushing, 16 receiving) . . . Had five grabs for 55 yards in opener vs. Detroit (9/13) . . . Caught three passes for 42 yards and scored on a 19-yard TD run at Philadelphia (9/20) . . . Carried 13 times for 64 yards and added three grabs for 17 yards at Buffalo (9/27) . . . Had six carries for 37 yards (6.1 avg.), three receptions for seven yards and added a 22-yard punt return vs. N.Y. Jets (10/4) . . . Recorded three catches for 16 yards and three carries for 10 yards, but turned in one of most memorable plays of 2009 when he took a pitch off a double-reverse and leapt around a defender into the end zone from five yards away at Miami (10/25) . . . Scored a TD for third-straight game with a one-yard burst vs. Atlanta (11/2) . . . Rushed for 83 yards on six carries and recorded first multi-TD game of season, running for a three-yard TD and catching a short pass and outrunning the defense for a 15-yard score at St. Louis (11/15), but suffered an injured knee that would land him on inactive list for next two contests . . . Started at WR and had six grabs for 46 yards with two TDs (six and 21 yards) and added six carries for 33 yards at Atlanta (12/13) . . . Had a 29-yard carry and two catches for 17 yards vs. Dallas (12/19), prior to departing with a leg injury . . . Recorded six catches for 37 yards, 16 yards two rushes and a 14-yard punt return vs. Tampa Bay (12/27) . . . Played sparingly vs. Carolina (1/3/10), rushing for 35 yards on five carries, but failed to catch a pass in a game for the first time in his NFL career . . .

PLAYOFFS: Had a sterling postseason, rushing for 117 yards on 17 carries (6.9 avg.) with a touchdown, hauling in 10 passes for 95 yards (9.5) and a TD, and returning five punts for 113 yards (22.6) and an 83-yard TD . . . Turned in one of the best games of his career in NFC Divisional Playoff vs. Arizona with five carries for 84 yards, including a club postseason record 46-yard run for a touchdown . . . Added four receptions for 24 yards and gained 109 yards on three punt returns, including an 83-yard return for a TD – the second-longest punt return in NFL postseason history . . . The 209 total yards were the top total for a player in club history . . . Was held in check most of the game but scored on five-yard reception in NFC Championship vs. Minnesota . . . Had five carries for 25 yards in Super Bowl XLIV vs. Indianapolis, and added four receptions for 38 yards:

LONGEST PUNT RETURNS IN NFL POSTSEASON HISTORY

| PLAYER, TEAM | OPPONENT, DATE | LONG | NO. | YDS. | TD |
|-----------------------------|-------------------------|------------|----------|------------|----------|
| 1. Jermaine Lewis, Bal. | Pittsburgh, 1/20/02 | 88t | 3 | 99 | 1 |
| 2. REGGIE BUSH, N.O. | ARIZONA, 1/16/10 | 83t | 3 | 109 | 1 |
| 3. Antonio Freeman, G.B. | Atlanta, 12/31/95 | 76t | 3 | 72 | 1 |
| 4. Santana Moss, N.Y. Jets | Pittsburgh, 1/15/05 | 75t | 5 | 83 | 1 |
| 5. Desmond Howard, G.B. | San Francisco, 1/04/97 | 71t | 2 | 117 | 1 |

2008 – Played in 10 games with nine starts, before being placed on Injured Reserve with an injured knee . . . Also was on inactive list for a four-game stretch from 10/26-11/24 . . . Finished season with 404 rushing yards and two touchdowns on 106 carries, . . . Hauled in 52 passes for 440 yards with four touchdowns . . . Recorded 20 punt returns for 270 yards with three touchdowns . . . Accounted for 42 first downs, including 22 receiving . . . Finished with 112 yards on eight catches and 51 yards on 14 carries in season opener vs. Tampa Bay (9/7) and scored game-winning TD with a 42-yard burst of a swing pass in fourth quarter . . . Shook loose for a 55-yard punt return for a TD and added 63 yards on seven grabs at Washington (9/14) . . . Posted 73 yards on 18 carries, added season-high 11 catches for 75 yards and had two punt returns for 30 yards at Denver (9/21) . . . Scored on a 23-yard run and six-yard reception in the sixth multi-TD game of his career . . . Tied NFL record vs. Minnesota (10/6) in Monday Night contest with two punt returns for TDs . . . Had club-record 176 yards on five returns, with 71- and 64-yard TDs . . . Also caught seven passes for 64 yards . . . Scored twice vs. Oakland (10/12), with a three-yard run and 15-yard reception . . . Posted 55 yards on nine carries in first half at Carolina (10/19) before suffering a knee injury late in second quarter . . . Underwent surgery to repair meniscus tear and was inactive for the following four games . . . Totaled 106 yards from scrimmage vs. Atlanta (12/7), including 80 yards rushing . . . Had a 43-yard rush and scored on a five-yard reception . . . Had six carries for 30 yards and two receptions for 16 yards at Chicago (12/11), before being forced to the sidelines with a knee injury that required surgery . . . Placed on Injured Reserve on December 17.

2007 – Played in 12 games with 10 starts . . . Was inactive for final four games with a knee injury . . . Rushed for a team-high 581 yards on 157 carries (3.7 avg.) and four touchdowns . . . Finished second on club with 73 catches for 417 yards (5.7 avg.) and two touchdowns . . . Turned in second multi-TD game of career with two one-yard rushing TDs vs. Tennessee (9/24) . . . An 11-yard reception in the third quarter was the 100th of his career in his 19th game, making him second-fastest player in NFL history to reach 100 receptions, trailing only WR Anquan Boldin . . . In first start as team's featured back following season-ending injury to Deuce McAllister, set season highs for attempts with 21 for 67 yards and added nine catches for 52 yards vs. Carolina (10/7) . . . Rushed for season-high 97 yards on 19 carries (5.1 avg.) and caught six passes for 44 yards at Seattle (10/14) . . . Had 54 yards on 17 carries and added 19 yards on five catches vs. Atlanta (10/21) . . . Scored go-ahead TD by powering through a Falcons defender after hauling in a four-yard screen pass and followed moments later by going around the end for two-point conversion . . . Rushed for 64 yards on 10 carries and caught seven passes for 49 yards at San Francisco (10/28) . . . Rushed for 72 yards on 17 attempts with a one-yard TD against Jacksonville (11/4), and caught seven passes for 43 yards and a two-yard touchdown . . . Had a seven-yard TD run and five catches for 27 yards vs. St. Louis (11/11) and set a club record and tied an NFL record with two two-point conversions, both fourth quarter runs . . . Set a season-high with 12 catches for 70 yards at Houston (11/18).

2006 – Played in all 16 games with eight starts, including one at wide receiver, where he opened in the slot . . . Ranked 10th in NFL with a team-high 88 receptions – leading all rookies and second overall among running backs – for 742 yards and two TDs . . . Yardage total was second among running backs and second to teammate WR Marques Colston (1,038) among rookies . . . Led NFL with 33 receptions on third down, for 297 yards and a TD . . . Ranked seventh among rookies in rushing with 565 yards on 155 carries (3.6 avg.) and six TDs . . . Added 28 punt returns for 216 yards (7.7 avg.) and a 65-yard TD . . . Second on team with nine touchdowns, highest total for a Saints rookie since RB George Rogers had 13 in 1981 . . . His nine total TDs ranked second in NFL among rookies . . . Was the only player in NFL to record TDs rushing, receiving and on a punt return . . . Had 59 first downs (27 rushing, 32 receiving) . . . Tied club TD record with four (three rushing, one receiving) vs. San Francisco (12/3) and had a pair of 100-yard receiving days and reached triple digits in rushing once . . . In NFL debut at Cleveland (9/10), recorded 15 carries for 67 yards, added seven receptions for 52 yards and three punt returns for 22 yards . . . Started first NFL contest at Green Bay (9/17) and had eight receptions for 68 yards and four punt returns for 36 yards . . . Saw action at RB vs. Atlanta (9/25) and posted 13 carries for 53 yards and four catches for 19 yards . . . Had 11 receptions for 63 yards vs. Tampa Bay (10/8), but contest is remembered for game-winning, 65-yard punt return for a TD with 4:17 left for 24-21 victory . . . TD came on the 100th “touch” of his young career (54 rushing attempts, 34 catches, 12th punt return) . . . Earned NFC Special Teams Player of the Week honors . . . Had 10 carries for 49 yards, including a 15-yard TD for the first offensive TD of his career, at Pittsburgh (11/12) . . . Score came on a double reverse, punctuated by a diving flip over a defender into the end zone . . . Started vs. Cincinnati (11/19) and posted 13 carries for 51 yards and eight receptions for 58 yards . . .

Broke club record for receptions by a rookie (former mark: 54, shared by FB Tony Galbreath in 1976 and TE Cam Cleeland in 1998) . . . Started vs. San Francisco (12/3) and tied a club record with four TDs . . . Scored three rushing touchdowns (one, eight and 10 yards) and added a five-yard touchdown catch . . . Recorded nine grabs for 131 yards, including a 74-yard burst through a handful of defenders off a screen pass . . . Also tied a club record for rushing TDs in a game and was named NFC Offensive Player of the Week . . . Started at Dallas (12/10), and had six catches for 125 yards, including a weaving 61-yard touchdown . . . Had five grabs for 19 yards vs. Washington (12/17), giving him 84 on year to break the NFL receptions record for a rookie running back in a season (San Francisco FB Earl Cooper, 83, 1980) . . . Notched 126 yards on 20 attempts at N.Y. Giants (12/24), including one-yard TD . . . Recorded 80 yards rushing in second quarter . . . Also had two receptions for 23 yards . . . Started and played briefly vs. Carolina (12/31), posting 20 yards on three carries - capping opening drive with a one-yard TD . . . Named NFL Offensive Rookie of the Month for December, a stretch where he had 24 catches for 311 yards and 46 carries for 234 yards and scored seven touchdowns . . .

PLAYOFFS: In NFC Divisional Playoffs vs. Philadelphia, recorded 52 yards on 12 attempts and had a four-yard TD in second quarter . . . Also had three catches for 22 yards and returned a trio of punts for 21 yards . . . In NFC Championship at Chicago (1/21/07), had game-high 132 yards on seven catches, including an 88-yard touchdown reception. All but two catches came in second half . . .

HONORS: Named NFL Offensive Rookie of the Month for December and claimed NFC Offensive Player of the Week in Week 13 and NFC Special Teams Player of the Week in Week 5 . . .

AMONG NFL RECEIVING LEADERS: Posted 88 catches in 2006 . . . His reception total is tied for the eighth-most by a running back in NFL history:

MOST SINGLE-SEASON CATCHES BY A RUNNING BACK IN NFL HISTORY

| PLAYER, TEAM | YEAR | NO. | YDS | AVG. | LG | TD |
|------------------------------|-------------|-----------|------------|------------|-----------|----------|
| 1. Larry Centers, Ari. | 1995 | 101 | 962 | 9.5 | 32 | 2 |
| 2. LaDainian Tomlinson, S.D. | 2003 | 100 | 725 | 7.3 | 73t | 4 |
| 3. Larry Centers, Ari. | 1996 | 99 | 766 | 7.7 | 39 | 7 |
| 4. Roger Craig, S.F. | 1985 | 92 | 1016 | 11.0 | 73 | 6 |
| 5. Charlie Garner, Oak. | 2002 | 91 | 941 | 10.3 | 69t | 4 |
| 6. Steven Jackson, StL. | 2006 | 90 | 806 | 9.0 | 64t | 3 |
| Brian Westbrook, Phi. | 2007 | 90 | 771 | 8.6 | 57t | 5 |
| 8. Richie Anderson, NYJ | 2000 | 88 | 853 | 9.7 | 41 | 2 |
| REGGIE BUSH, N.O. | 2006 | 88 | 742 | 8.4 | 74 | 2 |
| Rickey Young, Minn. | 1978 | 88 | 704 | 8.0 | 48 | 5 |

His 88 catches set NFL record for catches by a rookie running back, breaking mark of 83 by fullback Earl Cooper of San Francisco in 1980) . . . In addition, his 742 receiving yards ranks third in league history for a rookie running back, trailing Miami's Terry Kirby (874 in 1993) and Washington's Charley Taylor (814 in 1964; Taylor would move to WR later in career):

LEADING RECEIVERS AMONG ROOKIE RUNNING BACKS IN NFL HISTORY

| RECEPTIONS | | | RECEIVING YARDS | | |
|-----------------------------|-------------|-----------|-----------------------------|-------------|------------|
| PLAYER, TEAM | YEAR | NO. | PLAYER, TEAM | YEAR | YARDS |
| 1. REGGIE BUSH, N.O. | 2006 | 88 | 1. Terry Kirby, Mia. | 1993 | 874 |
| 2. Earl Cooper, S.F. | 1980 | 83 | 2. Charley Taylor, Wash. | 1964 | 814 |
| 3. Terry Kirby, Mia. | 1993 | 75 | 3. REGGIE BUSH, N.O. | 2006 | 742 |
| 4. Mike Alstott, T.B. | 1996 | 65 | 4. Billy Sims | 1980 | 621 |

COLLEGE

Played in 39 games with 15 starts at Southern California . . . Finished career with 3,169 yards and 25 TDs on 433 carries (7.3 avg.) and 1,301 yards with 13 TDs on 95 catches (13.7 avg.) . . . Also posted 559 yards and three TDs on 44 punt returns (12.7 avg.) . . . Finished with 6,551 all-purpose yards . . . Posted 2,890 all-purpose yards in 2005 . . . Was named AP Player of the Year and added Walter Camp Player of the Year Award, as well as the Doak Walker Award . . . Unanimous All-American selection . . . Just the fifth player to ever be named the Pac-10 Offensive Player of the Year twice (second consecutive and the first non-QB to achieve the feat in 20 seasons) . . . Gained 2,330 all-

purpose yards in 2004, becoming 12th player in NCAA history to gain over 2,000 all-purpose yards twice . . . Finished fifth in the 2004 Heisman vote and was a near-unanimous All-America selection . . . Set a school record for freshmen with 1,330 all-purpose yards . . . Majored in political science.

PERSONAL Attended Helix High School in La Mesa, Calif . . . Was a 2002 Parade Magazine All-American and USA Today All-USA selection . . . Was a high school teammate of 49ers quarterback Alex Smith . . . During his prep career, rushed for 4,995 yards (12.0 avg.) and scored 450 points . . . Became heavily involved in the community immediately joining the Dolphins . . . Spoke to kids at His House Foster Home, shopped with teenagers in foster care at Dick's Sporting Goods for the Dolphins Holiday Shopping Spree, spoke to teenage girls in foster care during a shopping spree, participated in the Kids and Fins Publix Shopping Spree, attended the Miami Dolphins Foundation Captain's party and filmed PSA's to promote FinsWeekend . . . Participated in the Dolphins All Community Team ticket program . . . Donated money for the team's Thanksgiving Meal Giveaway and Holiday Toy Giveaway . . . Signed autographs at Fin Fest . . . Donated \$86,000 to resurface the field at Tad Gormley Stadium in New Orleans' City Park so high school athletics could be played again at the stadium . . . Donated 12 vehicles to New Orleans, state and government agencies . . . Became a regional spokesperson for the Make-A-Wish Foundation . . . His corporate sponsorships all include charitable components for programs in the New Orleans region . . . Has appeared in television spots in support of St. Jude Children's Research Hospital . . . Served as guest co-host with Kelly Ripa on her nationally syndicated morning TV show "LIVE! with Kelly" twice during the past off-season . . . Made his first appearance on the show on January 9, 2011 where the guests included movie star Mark Wahlberg . . . Returned to the show on May 18, 2011 when among other guests he interviewed fellow USC alumnus Tom Selleck . . . Born March 2, 1985.

REGGIE BUSH'S NFL REGULAR SEASON STATISTICS

| YEAR | TEAM | GP | GS | RUSHING | | | | | RECEIVING | | | | |
|-------------------|-------------|-----------|-----------|------------|-------------|------------|------------|-----------|------------|-------------|------------|-----------|-----------|
| | | | | ATT. | YDS. | AVG. | LG | TD | NO. | YDS. | AVG. | LG | TD |
| 2006 | New Orleans | 16 | 7 | 155 | 565 | 3.6 | 18 | 6 | 88 | 742 | 8.4 | 74 | 2 |
| 2007 | New Orleans | 12 | 10 | 157 | 581 | 3.7 | 22 | 4 | 73 | 417 | 5.7 | 25 | 2 |
| 2008 | New Orleans | 10 | 9 | 106 | 404 | 3.8 | 43 | 2 | 52 | 440 | 8.5 | 42t | 4 |
| 2009 | New Orleans | 14 | 8 | 70 | 390 | 5.6 | 55 | 5 | 47 | 335 | 7.1 | 29 | 3 |
| 2010 | New Orleans | 8 | 6 | 36 | 150 | 4.2 | 23 | 0 | 34 | 208 | 6.1 | 20 | 1 |
| 2011 | Miami | 15 | 15 | 216 | 1086 | 5.0 | 76t | 6 | 43 | 296 | 6.9 | 34 | 1 |
| NFL TOTALS | | 75 | 55 | 740 | 3176 | 4.3 | 76t | 23 | 337 | 2438 | 7.2 | 74 | 13 |

REGGIE BUSH'S NFL REGULAR SEASON KICK RETURN STATISTICS

| | | PUNT RETURNS | | | | | | | | KICKOFF RETURNS | | | | |
|------------|-------------|--------------|----|-----|----|------|------|-----|----|-----------------|------|------|----|----|
| YEAR | TEAM | GP | GS | NO. | FC | YDS. | AVG. | LG | TD | NO. | YDS. | AVG. | LG | TD |
| 2006 | New Orleans | 16 | 7 | 28 | 2 | 216 | 7.7 | 65t | 1 | 0 | 0 | - | - | 0 |
| 2007 | New Orleans | 12 | 10 | 3 | 0 | 12 | 4.0 | 10 | 0 | 0 | 0 | - | - | 0 |
| 2008 | New Orleans | 10 | 9 | 20 | 3 | 270 | 13.5 | 71t | 3 | 0 | 0 | - | - | 0 |
| 2009 | New Orleans | 14 | 8 | 27 | 9 | 130 | 4.8 | 23 | 0 | 0 | 0 | - | - | 0 |
| 2010 | New Orleans | 8 | 6 | 14 | 2 | 92 | 6.6 | 43 | 0 | 1 | 32 | 32.0 | 32 | 0 |
| 2011 | Miami | 15 | 15 | 6 | 0 | 52 | 8.7 | 16 | 0 | 0 | 0 | - | - | 0 |
| NFL TOTALS | | 75 | 55 | 98 | 16 | 772 | 7.9 | 71t | 4 | 1 | 32 | 32.0 | 32 | 0 |

REGGIE BUSH'S NFL PLAYOFF STATISTICS

| YEAR | TEAM | GP | GS | RUSHING | | | | | RECEIVING | | | | |
|-------------------|-------------|----------|----------|-----------|------------|------------|------------|----------|-----------|------------|-------------|------------|----------|
| | | | | ATT. | YDS. | AVG. | LG | TD | NO. | YDS. | AVG. | LG | TD |
| 2006 | New Orleans | 2 | 1 | 16 | 71 | 4.4 | 25 | 1 | 10 | 154 | 15.4 | 88t | 1 |
| 2009 | New Orleans | 3 | 2 | 17 | 117 | 6.9 | 46t | 1 | 10 | 95 | 9.5 | 28 | 1 |
| 2010 | New Orleans | 1 | 1 | 5 | 12 | 2.4 | 4 | 0 | 5 | 37 | 7.4 | 14 | 0 |
| NFL TOTALS | | 6 | 4 | 38 | 200 | 5.3 | 46t | 2 | 25 | 286 | 11.4 | 88t | 2 |

REGGIE BUSH'S NFL PLAYOFF KICK RETURN STATISTICS

| YEAR | TEAM | GP | GS | PUNT RETURNS | | | | | | KICKOFF RETURNS | | | | |
|------------|-------------|----|----|--------------|----|------|------|-----|----|-----------------|------|------|----|----|
| | | | | NO. | FC | YDS. | AVG. | LG | TD | NO. | YDS. | AVG. | LG | TD |
| 2006 | New Orleans | 2 | 1 | 6 | 1 | 31 | 5.2 | 11 | 0 | 0 | 0 | - | - | 0 |
| 2009 | New Orleans | 3 | 2 | 5 | 5 | 113 | 22.6 | 83t | 1 | 0 | 0 | - | - | 0 |
| 2009 | New Orleans | 1 | 1 | 0 | 0 | 0 | - | 0 | 0 | 0 | 0 | - | - | 0 |
| NFL TOTALS | | 6 | 4 | 11 | 6 | 144 | 13.1 | 83t | 1 | 0 | 0 | - | - | 0 |

ADDITIONAL STATS

Passing: 0 of 1 attempt, 1 INT in 2006.

SINGLE-GAME HIGHS

Rushing Yards:

203 at Buffalo, 12/18/11
126 at N.Y. Giants, 12/24/06
113 at New England, 12/24/11
103 at N.Y. Giants, 10/30/11
103 vs. Philadelphia, 12/11/11
100 vs. Oakland, 12/4/11

Rushing Attempts:

25 at Buffalo, 12/18/11
22 vs. Oakland, 12/4/11
22 at New England, 12/24/11
21 vs. Carolina, 10/7/07
20 at N.Y. Giants, 12/24/06

Rushing TDs:

3 vs. San Francisco, 12/03/06
2 vs. Tennessee, 9/24/07
2 vs. Washington, 11/13/11

Longest Runs:

76t at Buffalo, 12/18/11
55 vs. Kansas City, 10/21/05
46t vs. Arizona, 1/16/10*
43 vs. Atlanta, 12/7/08

Receptions:

12 at Houston, 11/18/07
11 at Tampa Bay, 10/8/06
11 at Denver, 9/21/08

Receiving Yards:

132 at Chicago, 1/21/07*
131 vs. San Francisco, 12/3/06
125 at Dallas, 12/10/06
112 vs. Tampa Bay, 9/7/08

Longest Receptions:

88t at Chicago, 1/21/07*
74 vs. San Francisco, 12/3/06
61t at Dallas, 12/10/06

Receiving TDs:

2 at Atlanta, 12/13/09

Punt Return Yards:

176 vs. Minnesota, 10/6/08
109 vs. Arizona, 1/16/10*
75 vs. Tampa Bay, 10/8/06

Punt Returns:

5 vs. Minnesota, 10/6/08
5 at Miami, 10/25/09
4 at Green Bay, 9/17/06
4 at Buffalo, 9/27/09

Punt Return TDs:

2 vs. Minnesota, 10/6/08

Longest Returns:

83t vs. Arizona, 1/16/10*
71t vs. Minnesota, 10/6/08
65t vs. Tampa Bay, 10/8/06

* - Playoff Game

100-YARD RUSHING GAMES (6)

| DATE | OPPONENT | NO. | YDS. | AVG. | LG | TD |
|----------|------------------|-----|------|------|-----|----|
| 12/24/06 | at N.Y. Giants | 20 | 126 | 6.3 | 18 | 1 |
| 10/30/11 | at N.Y. Giants | 15 | 103 | 6.9 | 35 | 0 |
| 12/4/11 | vs. Oakland | 22 | 100 | 4.5 | 29 | 1 |
| 12/11/11 | vs. Philadelphia | 14 | 103 | 7.4 | 16 | 0 |
| 12/18/11 | at Buffalo | 25 | 203 | 8.1 | 76t | 1 |
| 12/24/11 | at New England | 22 | 113 | 5.1 | 12 | 0 |

2006 GAME-BY-GAME STATISTICS (New Orleans)

| DATE | OPPONENT | P/S | RUSHING | | | | RECEIVING | | | | W/L | SCORE |
|-----------------------|--------------------|-------------|------------|------------|-----------|----------|-----------|------------|------------|----------|-------------|-------|
| | | | ATT. | YDS. | LG | TD | NO. | YDS. | LG | TD | | |
| 9/10 | at Cleveland | P | 15 | 67 | 18 | 0 | 7 | 52 | 14 | 0 | W | 19-14 |
| 9/17 | at Green Bay | S | 6 | 5 | 6 | 0 | 8 | 68 | 23 | 0 | W | 34-27 |
| 9/25 | ATLANTA | P | 13 | 53 | 13 | 0 | 4 | 19 | 9 | 0 | W | 23-3 |
| 10/1 | at Carolina | P | 11 | 22 | 5 | 0 | 4 | 12 | 32 | 0 | L | 18-21 |
| 10/8 | TAMPA BAY | P | 9 | 23 | 10 | 0 | 11 | 63 | 10 | 0 | W | 24-21 |
| 10/15 | PHILADELPHIA | P | 11 | 26 | 7 | 0 | 4 | 35 | 14 | 0 | W | 27-24 |
| 10/29 | BALTIMORE | P | 5 | 16 | 11 | 0 | 4 | 5 | 5 | 0 | L | 22-35 |
| 11/5 | at Tampa Bay | S | 11 | -5 | 3 | 0 | 4 | 22 | 9 | 0 | W | 31-14 |
| 11/12 | at Pittsburgh | P | 10 | 49 | 15t | 1 | 7 | 40 | 13 | 0 | L | 31-38 |
| 11/19 | CINCINNATI | S | 13 | 51 | 8 | 0 | 8 | 58 | 13 | 0 | L | 16-31 |
| 11/26 | at Atlanta | P | 5 | 24 | 12 | 0 | 3 | 21 | 13 | 0 | W | 31-13 |
| 12/3 | SAN FRANCISCO | S | 10 | 37 | 10t | 3 | 9 | 131 | 74 | 1 | W | 34-10 |
| 12/10 | at Dallas | P | 6 | 37 | 16 | 0 | 6 | 125 | 61t | 1 | W | 42-17 |
| 12/17 | WASHINGTON | S | 7 | 14 | 9 | 0 | 5 | 19 | 15 | 0 | L | 10-16 |
| 12/24 | at New York Giants | S | 20 | 126 | 18 | 1 | 2 | 23 | 15 | 0 | W | 30-7 |
| 12/31 | CAROLINA | S | 3 | 20 | 12 | 1 | 2 | 13 | 7 | 0 | L | 21-31 |
| 1/13 | PHILADELPHIA# | P | 12 | 52 | 25 | 1 | 3 | 22 | 14 | 0 | W | 27-24 |
| 1/21 | at Chicago# | S | 4 | 19 | 12 | 0 | 7 | 132 | 88t | 1 | L | 14-39 |
| 2006 TOTALS | | 16-7 | 155 | 565 | 18 | 6 | 88 | 742 | 61t | 2 | 10-6 | |
| PLAYOFF TOTALS | | 2-1 | 16 | 71 | 25 | 1 | 10 | 154 | 88t | 1 | 1-1 | |

2007 GAME-BY-GAME STATISTICS (New Orleans)

| DATE | OPPONENT | P/S | RUSHING | | | | RECEIVING | | | | W/L | SCORE |
|--------------------|------------------|--------------|-----------------|------------|-----------|----------|-----------|------------|-----------|----------|------------|-------|
| | | | ATT. | YDS. | LG | TD | NO. | YDS. | LG | TD | | |
| 9/6 | at Indianapolis | P | 12 | 38 | 9 | 0 | 4 | 7 | 7 | 0 | L | 10-41 |
| 9/16 | at Tampa Bay | S | 10 | 27 | 10 | 0 | 6 | 43 | 11 | 0 | L | 14-31 |
| 9/24 | TENNESSEE | S | 7 | 15 | 6 | 2 | 6 | 20 | 11 | 0 | L | 14-31 |
| 10/7 | CAROLINA | S | 21 | 67 | 13 | 0 | 9 | 52 | 12 | 0 | L | 13-16 |
| 10/14 | at Seattle | S | 19 | 97 | 22 | 0 | 6 | 44 | 17 | 0 | W | 28-17 |
| 10/21 | ATLANTA | S | 17 | 54 | 9 | 0 | 5 | 19 | 8 | 1 | W | 22-16 |
| 10/28 | at San Francisco | S | 10 | 64 | 20 | 0 | 7 | 49 | 25 | 0 | W | 31-10 |
| 11/4 | JACKSONVILLE | S | 17 | 72 | 12 | 1 | 7 | 43 | 18 | 1 | W | 41-24 |
| 11/11 | ST. LOUIS | S | 7 | 17 | 7t | 1 | 5 | 27 | 13 | 0 | L | 29-37 |
| 11/18 | at Houston | S | 15 | 34 | 11 | 0 | 12 | 70 | 11 | 0 | L | 10-23 |
| 11/25 | at Carolina | P | 9 | 32 | 7 | 0 | 3 | 30 | 15 | 0 | W | 31-6 |
| 12/2 | TAMPA BAY | S | 13 | 64 | 14 | 0 | 3 | 13 | 13 | 0 | L | 23-27 |
| 12/10 | at Atlanta | | INJURED RESERVE | | | | | | | | | |
| 12/16 | ARIZONA | | INJURED RESERVE | | | | | | | | | |
| 12/23 | PHILADELPHIA | | INJURED RESERVE | | | | | | | | | |
| 12/30 | at Chicago | | INJURED RESERVE | | | | | | | | | |
| 2007 TOTALS | | 12-10 | 157 | 581 | 22 | 4 | 73 | 417 | 25 | 2 | 7-9 | |

2008 GAME-BY-GAME STATISTICS (New Orleans)

| DATE | OPPONENT | P/S | RUSHING | | | | RECEIVING | | | | W/L | SCORE |
|------|---------------|-----|---------|------|-----|----|-----------|------|-----|----|-----|-------|
| | | | ATT. | YDS. | LG | TD | NO. | YDS. | LG | TD | | |
| 9/7 | TAMPA BAY | S | 14 | 51 | 26 | 0 | 8 | 112 | 42t | 1 | W | 24-20 |
| 9/14 | at Washington | S | 10 | 28 | 9 | 0 | 7 | 63 | 14 | 0 | L | 24-29 |
| 9/21 | at Denver | S | 18 | 73 | 23t | 1 | 11 | 75 | 23 | 1 | L | 32-34 |

2008 GAME-BY-GAME STATISTICS (New Orleans)

| DATE | OPPONENT | P/S | RUSHING | | | | RECEIVING | | | | W/L | SCORE |
|-----------------------|----------------|-------------|------------------------|------------|-----------|----------|-----------|------------|-----------|----------|-------------|-------|
| | | | ATT. | YDS. | LG | TD | NO. | YDS. | LG | TD | | |
| 9/28 | SAN FRANCISCO | S | 10 | 31 | 10 | 0 | 5 | 7 | 7 | 0 | W | 31-17 |
| 10/6 | MINNESOTA | S | 12 | 29 | 10 | 0 | 7 | 64 | 21 | 0 | L | 27-30 |
| 10/12 | OAKLAND | S | 14 | 27 | 5 | 1 | 3 | 40 | 21 | 1 | W | 34-3 |
| 10/19 | at Carolina | S | 9 | 55 | 29 | 0 | 1 | 5 | 5 | 0 | L | 7-30 |
| 10/26 | SAN DIEGO | | INACTIVE | | | | | | | | W | 37-32 |
| 11/9 | at Atlanta | | INACTIVE | | | | | | | | L | 20-34 |
| 11/16 | at Kansas City | | INACTIVE | | | | | | | | W | 30-20 |
| 11/24 | GREEN BAY | | INACTIVE | | | | | | | | W | 51-29 |
| 11/30 | at Tampa Bay | S | 3 | 0 | 8 | 0 | 5 | 32 | 10 | 0 | L | 20-23 |
| 12/7 | ATLANTA | S | 10 | 80 | 43 | 0 | 3 | 26 | 15 | 1 | W | 29-25 |
| 12/11 | at Chicago | P | 6 | 30 | 13 | 0 | 2 | 16 | 14 | 0 | L | 24-27 |
| 12/21 | at Detroit | | INJURED RESERVE | | | | | | | | | |
| 12/28 | CAROLINA | | INJURED RESERVE | | | | | | | | | |
| 2008 TOTALS | | 10-9 | 106 | 404 | 43 | 2 | 52 | 440 | 42 | 4 | 13-3 | |
| PLAYOFF TOTALS | | | INJURED RESERVE | | | | | | | | | |

2009 GAME-BY-GAME STATISTICS (New Orleans)

| DATE | OPPONENT | P/S | RUSHING | | | | RECEIVING | | | | W/L | SCORE |
|-----------------------|-----------------|-------------|-----------|------------|------------|----------|-----------|------------|-----------|----------|-------------|-------|
| | | | ATT. | YDS. | LG | TD | NO. | YDS. | LG | TD | | |
| 9/13 | DETROIT | S | 7 | 14 | 10 | 0 | 5 | 55 | 26 | 0 | W | 45-27 |
| 9/20 | at Philadelphia | S | 10 | 33 | 19t | 1 | 3 | 42 | 29 | 0 | W | 48-22 |
| 9/27 | at Buffalo | S | 13 | 64 | 17 | 0 | 3 | 17 | 12 | 0 | W | 27-7 |
| 10/4 | NEW YORK JETS | P | 6 | 37 | 12 | 0 | 3 | 7 | 4 | 0 | W | 24-10 |
| 10/18 | NEW YORK GIANTS | S | 6 | 17 | 9 | 1 | 1 | 7 | 7 | 0 | W | 48-27 |
| 10/25 | at Miami | S | 3 | 10 | 10t | 1 | 3 | 16 | 11 | 0 | W | 46-34 |
| 11/2 | ATLANTA | P | 2 | 3 | 2 | 1 | 2 | 11 | 7 | 0 | W | 35-27 |
| 11/8 | CAROLINA | S | 2 | 16 | 9 | 0 | 7 | 37 | 10 | 0 | W | 30-20 |
| 11/15 | at St. Louis | P | 6 | 83 | 55 | 1 | 2 | 15 | 15t | 1 | W | 28-23 |
| 11/22 | at Tampa Bay | | INACTIVE | | | | | | | | W | 38-7 |
| 11/30 | NEW ENGLAND | | INACTIVE | | | | | | | | W | 38-17 |
| 12/6 | at Washington | P | 1 | 0 | 0 | 0 | 4 | 28 | 9 | 0 | W | 33-30 |
| 12/13 | at Atlanta | S | 6 | 33 | 19 | 0 | 6 | 46 | 21t | 2 | W | 26-23 |
| 12/19 | DALLAS | S | 1 | 29 | 29 | 0 | 2 | 17 | 16 | 0 | L | 17-24 |
| 12/27 | TAMPA BAY | P | 2 | 16 | 13 | 0 | 6 | 37 | 15 | 0 | L | 17-20 |
| 1/3/10 | at Carolina | P | 5 | 35 | 17 | 0 | 0 | 0 | 0 | 0 | L | 10-23 |
| 1/16/10 | ARIZONA# | S | 5 | 84 | 46t | 1 | 4 | 24 | 8 | 0 | W | 45-14 |
| 1/24/10 | MINNESOTA# | S | 7 | 8 | 6 | 0 | 2 | 33 | 28 | 1 | W | 31-28 |
| 2/7/10 | Indianapolis# | S | 5 | 25 | 12 | 0 | 4 | 38 | 16 | 0 | W | 31-17 |
| 2009 TOTALS | | 14-8 | 70 | 390 | 55 | 5 | 47 | 335 | 29 | 3 | 13-3 | |
| PLAYOFF TOTALS | | 3-2 | 17 | 117 | 46t | 1 | 10 | 95 | 28 | 1 | 3-0 | |

2010 GAME-BY-GAME STATISTICS (New Orleans)

| DATE | OPPONENT | P/S | RUSHING | | | | RECEIVING | | | | W/L | SCORE |
|-------|------------------|-----|----------|------|----|----|-----------|------|----|----|-----|-------|
| | | | ATT. | YDS. | LG | TD | NO. | YDS. | LG | TD | | |
| 9/9 | MINNESOTA | S | 2 | 14 | 8 | 0 | 5 | 33 | 19 | 0 | W | 14-9 |
| 9/20 | at San Francisco | S | 5 | 4 | 4 | 0 | 4 | 30 | 11 | 1 | W | 25-22 |
| 9/26 | ATLANTA | | INACTIVE | | | | | | | | L | 24-27 |
| 10/3 | CAROLINA | | INACTIVE | | | | | | | | W | 16-14 |
| 10/10 | at Arizona | | INACTIVE | | | | | | | | L | 20-30 |
| 10/17 | at Tampa Bay | | INACTIVE | | | | | | | | W | 31-6 |
| 10/24 | CLEVELAND | | INACTIVE | | | | | | | | L | 17-30 |
| 10/31 | PITTSBURGH | | INACTIVE | | | | | | | | W | 20-10 |
| 11/7 | at Carolina | | INACTIVE | | | | | | | | W | 34-3 |
| 11/21 | SEATTLE | | INACTIVE | | | | | | | | W | 34-19 |
| 11/25 | at Dallas | S | 1 | 1 | 1 | 0 | 1 | 12 | 12 | 0 | W | 30-27 |
| 12/5 | at Cincinnati | S | 5 | 26 | 10 | 0 | 3 | 0 | 9 | 0 | W | 34-30 |
| 12/12 | ST. LOUIS | S | 9 | 39 | 13 | 0 | 5 | 22 | 7 | 0 | W | 31-13 |
| 12/19 | at Baltimore | P | 4 | -4 | 2 | 0 | 7 | 36 | 20 | 0 | L | 24-30 |

2010 GAME-BY-GAME STATISTICS (New Orleans)


| DATE | OPPONENT | P/S | RUSHING | | | | RECEIVING | | | | W/L | SCORE |
|-----------------------|-------------|------------|-----------|------------|----------|----------|-----------|------------|-----------|----------|-------------|-------|
| | | | ATT. | YDS. | LG | TD | NO. | YDS. | LG | TD | | |
| 12/27 | at Atlanta | P | 1 | 0 | 0 | 0 | 4 | 20 | 8 | 0 | W | 17-14 |
| 1/2/11 | TAMPA BAY | S | 9 | 70 | 23 | 0 | 5 | 55 | 20 | 0 | L | 13-23 |
| 1/9/11 | at Seattle# | S | 5 | 12 | 4 | 0 | 5 | 37 | 14 | 0 | L | 36-41 |
| 2010 TOTALS | | 8-6 | 36 | 150 | 0 | 0 | 34 | 208 | 20 | 1 | 11-5 | |
| PLAYOFF TOTALS | | 1-1 | 5 | 12 | 4 | 0 | 5 | 37 | 14 | 0 | 0-1 | |

2011 GAME-BY-GAME STATISTICS (Miami)

| DATE | OPPONENT | P/S | RUSHING | | | | RECEIVING | | | | W/L | SCORE |
|--------------------|--------------------|--------------|------------|--------------|------------|----------|-----------|------------|-----------|----------|-------------|--------|
| | | | ATT. | YDS. | LG | TD | NO. | YDS. | LG | TD | | |
| 9/12 | NEW ENGLAND | S | 11 | 38 | 13 | 0 | 9 | 56 | 16 | 1 | L | 24-38 |
| 9/18 | HOUSTON | S | 6 | 18 | 6 | 0 | 1 | 3 | 3 | 0 | L | 13-23 |
| 9/25 | at Cleveland | S | 10 | 13 | 10 | 0 | 1 | 12 | 12 | 0 | L | 16-17 |
| 10/2 | at San Diego | S | 13 | 50 | 16 | 0 | 2 | 15 | 9 | 0 | L | 16-26 |
| 10/17 | at New York Jets | S | 10 | 71 | 36 | 0 | 2 | 7 | 6 | 0 | L | 6-24 |
| 10/23 | DENVER | S | 10 | 42 | 12 | 0 | 2 | 4 | 6 | 0 | L | 15-18* |
| 10/30 | at New York Giants | S | 15 | 103 | 35 | 0 | 4 | 17 | 9 | 0 | L | 17-20 |
| 11/6 | at Kansas City | S | 13 | 92 | 28t | 1 | 3 | 50 | 27 | 0 | W | 31-3 |
| 11/13 | WASHINGTON | S | 14 | 47 | 18t | 2 | 4 | 4 | 6 | 0 | W | 20-9 |
| 11/20 | BUFFALO | S | 15 | 32 | 11 | 1 | 4 | 34 | 19 | 0 | W | 35-8 |
| 11/24 | at Dallas | S | 16 | 61 | 14 | 0 | 3 | 35 | 34 | 0 | L | 19-20 |
| 12/4 | OAKLAND | S | 22 | 100 | 29 | 1 | 0 | 0 | 0 | 0 | W | 34-14 |
| 12/11 | PHILADELPHIA | S | 14 | 103 | 16 | 0 | 5 | 27 | 17 | 0 | L | 10-26 |
| 12/18 | at Buffalo | S | 25 | 203 | 76t | 1 | 1 | 6 | 6 | 0 | W | 30-23 |
| 12/24 | at New England | S | 22 | 113 | 12 | 0 | 2 | 26 | 14 | 0 | L | 24-27 |
| 1/1/12 | NEW YORK JETS | | INACTIVE | | | | | | | | W | 19-17 |
| 2010 TOTALS | | 15-15 | 216 | 1,086 | 76t | 6 | 43 | 296 | 34 | 1 | 6-10 | |


* - Overtime

- Playoff Game



DAN CARPENTER

KICKER




HEIGHT: 6-2
WEIGHT: 225
BORN: 11/25/85
COLLEGE: MONTANA '08
ACQUIRED: FA, 2008
NFL: FIFTH SEASON
DOLPHINS: FIFTH SEASON

FINS FACT

Dan and his wife, Kaela, helped organize "A Prom To Remember," this past off-season which allowed for young cancer patients to experience the thrill of attending a prom. Dan and some of his Dolphins teammates served as escorts to the young ladies at The Ritz-Carlton on Fort Lauderdale Beach, walking down the red carpet in the Ritz lobby with their dates. After some time posing for pictures, the star-struck teens headed into the ballroom for hours of dancing, dinner and entertainment. "It's a great chance for kids who are going through so much more than most of us can imagine to have some fun and dance a little bit," Dan said. "They get to really experience a prom atmosphere."

PRO CAREER

CAREER PRO BOWL SELECTIONS: 1 (2009)

CAREER TRANSACTIONS: Signed with Miami as an undrafted college free agent on May 1, 2008.

2011 - Played in 14 games and was inactive twice, vs. Buffalo (11/20) and at Dallas (11/24), with a right groin injury . . . For the season, led the Dolphins in scoring with 113 points, going 29-34 in field goals and 26-26 in extra points . . . Finished eighth in the AFC in scoring among kickers . . . Has scored 100 or more points in all four of his NFL seasons . . . Had a field goal blocked vs. Houston (9/18), his first blocked field goal of the season and the fourth of his career . . . Scored ten points, going 3-4 in field goals (hitting from 23, 41, and 38 yards out and missing from 51 yards) and 1-1 in extra points at Cleveland (9/25) . . . Scored ten points at San Diego (10/2), going 3-3 in field goals (hitting from 41, 37, and 51 yards out) and 1-1 in extra points . . . His 51-yard field goal was the seventh 50-yard field goal of his career . . . Scored 12 points at Buffalo (12/18), going 3-3 in field goals (connecting from 20, 26, and 26 yards out) and 3-3 in extra points . . . Scored 13 points vs. N.Y. Jets (1/1/12), going 4-4 in field goals (hitting from 44, 58, 40, and 44 yards out) and 1-1 in extra points . . . It marked the only time in 2011 and the seventh time of his career that he kicked four or more field goals in a game . . . His 58-yard field goal was the eighth 50-yard field goal of his career . . .

LONG FIELD GOALS: Carpenter kicked two field goals of 50 or more yards in 2011, including 51 yards at San Diego (10/2) and 58 yards vs. the N.Y. Jets (1/1/12) . . . His 58-yard field goal vs. the Jets is the second-longest of his career and the third longest field goal in regular season Dolphins history, and tied for third overall including playoffs . . .

LONGEST FIELD GOALS IN DOLPHINS HISTORY

| PLAYER | DATE | OPPONENT | DISTANCE |
|-------------------------|-------------------------|----------------------|-----------|
| 1. DAN CARPENTER | DECEMBER 5, 2010 | VS. CLEVELAND | 60 |
| 2. Pete Stoyanovich | November 12, 1989 | at New York Jets | 59 |
| 3. Pete Stoyanovich | January 5, 1991 | vs. Kansas City | 58* |
| DAN CARPENTER | JANUARY 1, 2011 | VS. N.Y. JETS | 58 |
| 5. DAN CARPENTER | OCTOBER 31, 2010 | AT CINCINNATI | 54 |
| Olindo Mare | October 24, 1999 | vs. Philadelphia | 54 |
| Garó Yepremian | October 22, 1972 | vs. Buffalo | 54 |

*Indicates playoff game

Overall, Carpenter has eight career field goals of 50 or more yards, the third-highest total in team history, behind only the 14 career field goals by Olindo Mare and Pete Stoyanovich.

2010 - For the season led the Dolphins in scoring with 115 points, going 30-41 in field goals and 25-25 in extra points . . . His 115 points represent a single-season career scoring best . . . Ranked sixth in the AFC and ninth in the NFL in scoring . . . It marked the third time in his three-year career he has exceeded the 100-point plateau . . .

GAME-WINNING KICKS: Carpenter had one game-winning kick in 2010 as he hit on a 44-yard FG with 9:01 left in overtime to give the Dolphins a 23-20 win at Green Bay (10/17) . . . He has four fourth quarter (or overtime) game-winning kicks in his career (kicks that gave the Dolphins their final lead either from tie situations or from deficits) – one in 2010, two in 2009 and one in 2008 . . . Carpenter is 4-4 in potential game-winning field goal attempts in the fourth quarter (or overtime) that gave the Dolphins their final lead:

CARPENTER'S GAME-TYING OR WINNING 4TH QUARTER OR O.T. KICKS

| DATE | OPPONENT | SITUATION | LENGTH OF FIELD GOAL | W/L | FINAL SCORE |
|----------|--------------|---|----------------------|-----|-------------|
| 11/16/08 | Oakland | Trailing 15-14 with 0:38 left in regulation | 38 yards | W | 17-15 |
| 11/15/09 | Tampa Bay | Trailing 23-22 with 0:10 left in regulation | 25 yards | W | 25-23 |
| 12/6/09 | New England | Trailing 21-19 with 1:02 left in regulation | 41 yards | W | 22-21 |
| 10/17/10 | at Green Bay | Tied 20-20 9:01 left in overtime | 44 yards | W | 23-20 (OT) |

CONSECUTIVE FIELD GOALS: Until he missed a 46-yard field goal at Baltimore (11/7), Carpenter had converted each of his previous 14 field goals, covering Games 5-7 and part of Game 8 in 2010 . . . His streak of 14 consecutive field goals made is the second longest of his career and the fifth longest in Dolphins history:

MOST CONSECUTIVE FIELD GOALS MADE, DOLPHINS HISTORY

| PLAYER | CONSECUTIVE FGs | YEAR | GAMES |
|-------------------------|-----------------|-------------|-------------|
| 1. Olindo Mare | 19 | 1999 | 3-7 |
| 2. DAN CARPENTER | 17 | 2009 | 2-12 |
| 3. Garo Yepremian | 16 | 1978 | 8-16 |
| Olindo Mare | 16 | 2000 | 7-16 |
| 5. DAN CARPENTER | 14 | 2010 | 5-7 |

SEASON SCORING: With 115 points in 2010, Carpenter is tied for the ninth highest single season-scoring mark in Dolphins history, along with Garo Yepremian:

MOST POINTS IN A SEASON IN DOLPHINS HISTORY

| PLAYER | YEAR | FG | XP | POINTS |
|----------------------|-------------|-----------|-----------|------------|
| 1. Olindo Mare | 1999 | 39 | 27 | 144 |
| 2. Pete Stoyanovich | 1992 | 30 | 34 | 124 |
| 3. Pete Stoyanovich | 1991 | 31 | 28 | 121 |
| 4. Pete Stoyanovich | 1995 | 27 | 37 | 118 |
| 5. Garo Yepremian | 1971 | 28 | 33 | 117 |
| Olindo Mare | 1997 | 28 | 33 | 117 |
| Olindo Mare | 2000 | 28 | 33 | 117 |
| 8. Fuad Reveiz | 1985 | 22 | 50 | 116 |
| 9. Garo Yepremian | 1972 | 24 | 43 | 115 |
| DAN CARPENTER | 2010 | 30 | 25 | 115 |

LONG FIELD GOALS: Carpenter kicked four field goals of 50 or more yards in 2010, including 60 yards vs. Cleveland (12/5), 54 yards at Cincinnati (10/31), 53 yards at Green Bay (10/17) and 50 yards vs. N.Y. Jets (9/26) . . . His 60-yard field goal vs. Cleveland is the longest field goal in Dolphins history . . .

LONGEST FIELD GOALS IN NFL HISTORY: Carpenter's 60-yard field goal vs. Cleveland (12/5) is tied for the sixth longest field goal in NFL history:

LONGEST FIELD GOALS IN NFL HISTORY

| PLAYER | TEAM | DATE | OPPONENT | DISTANCE |
|-------------------------|--------------|---------------------|------------------|-----------|
| 1. Tom Dempsey | New Orleans | Nov. 6, 1979 | Detroit | 63 |
| Jason Elam | Denver | Oct. 25, 1998 | Jacksonville | 63 |
| Sebastian Janikowski | Oakland | Sept. 12, 2011 | at Denver | 63 |
| 4. Matt Bryant | Tampa Bay | Oct. 22, 2006 | Philadelphia | 62 |
| 5. Sebastian Janikowski | Oakland | Dec. 27, 2009 | at Cleveland | 61 |
| 6. Steve Cox | Cleveland | Oct. 21, 1984 | at Cincinnati | 60 |
| Morton Anderson | New Orleans | Oct. 27, 1991 | vs. Chicago | 60 |
| Rob Bironas | Tennessee | Dec. 3, 2006 | Indianapolis | 60 |
| DAN CARPENTER | MIAMI | DEC. 5, 2010 | CLEVELAND | 60 |

MOST FIELD GOALS IN A GAME, DOLPHINS HISTORY: Carpenter twice kicked five field goals in a game in 2010, coming in back-to-back contests vs. Pittsburgh (10/24) and at Cincinnati (10/31) . . . His five field goals in each contest is tied for the second-highest single game total in Dolphins history:

MOST FIELD GOALS IN A GAME, DOLPHINS HISTORY

| PLAYER | FIELD GOALS | OPPONENT | DATE |
|-------------------------|-------------|-----------------------|-------------------|
| 1. Olindo Mare | 6-6 | at New England | 10/17/1999 |
| 2. DAN CARPENTER | 5-5 | VS. PITTSBURGH | 10/24/2010 |
| DAN CARPENTER | 5-5 | AT CINCINNATI | 10/31/2010 |
| Olindo Mare | 5-5 | at Indianapolis | 12/31/2006 |
| Garo Yepremian | 5-6 | at Buffalo | 9/26/1971 |

With his five field goals in consecutive games vs. Pittsburgh and at Cincinnati, Carpenter joined John Carney (1994), John Kasay (1996) and Richie Cunningham (1997) as the only kickers in NFL history to convert at least five field goals in consecutive games . . . In addition,

Carpenter's ten field goals combined in those back-to-back contests are tied for the most field goals kicked in consecutive games in Dolphins history, along with Olindo Mare's ten combined field goals on October 10, 1999 (four FGs at Indianapolis) and October 17, 1999 (six FGs at New England) . . .

HONORS: Carpenter was named as AFC Special Teams Player of the Week twice and AFC Special Teams Player of the Month once during the 2010 season . . . The two weekly awards marked the third and fourth times in Carpenter's career that he had been honored as the AFC Special Teams Player of the Week . . . It marked the second time Carpenter won the AFC Special Teams Player of the Month in his career, having won that award in November of 2008 . . . He became the first Dolphin to win two AFC Player of the Week honors in the same season since Jason Taylor won two AFC Defensive Player of the Week awards in 2006 . . . Earned first weekly honor of 2010 for the week of October 17-18 for his performance at Green Bay (10/17), when he went 3-3 in field goals, hitting from 53, 41, and 44 yards out, with his 44-yarder coming with 9:01 left in overtime to give the Dolphins a 23-20 win . . . Also won the honor for his performance at Cincinnati (10/31), when he went 5-5 in field goals, connecting from 38, 42, 24, 54, and 31 yards out . . . Also was named as AFC Special Teams Player of the Month for October, when he went 13-14 in field goals in the four games in the month, including two games of five field goals each . . .

GAME HIGHLIGHTS: Scored 11 points vs. N.Y. Jets (9/26), going 3-3 in field goals and 2-2 in extra points . . . His field goals were from 44, 20, and 50 yards out . . . It was his third career field goal of 50 or more yards . . . Scored 11 points at Green Bay (10/17), going 3-3 in field goals and 2-2 in extra points . . . His field goals were from 53, 41, and 44 yards out . . . His 53-yard field goal at the time was the longest FG of his career and his fourth career field goal of 50 or more yards . . . It also was tied for the fourth longest regular season field goal in Dolphins history and tied for the fifth longest FG overall in club annals . . . His 44-yard field goal came with 9:06 left in overtime to give the Dolphins a 23-20 win . . . It was his first game-winning kick of 2010 and the fourth of his career . . . Scored 16 points vs. Pittsburgh (10/24), going 5-5 in field goals, connecting from 39, 23, 22, 37, and 40 yards out, and 1-1 in extra points . . . At the time, his five field goals represented a single game personal high, surpassing his previous high of four field goals, which he kicked twice, on Nov. 2, 2008 at Denver and on Nov. 15, 2009 vs. Tampa Bay . . . His five field goals also was tied for the second-highest single game total in Dolphins history . . . Scored 16 points at Cincinnati (10/31), going 5-5 in field goals, connecting from 38, 42, 24, 54, and 31 yards out, and 1-1 in extra points . . . At the time, his five field goals matched his single-game personal high, which he achieved the week before, on Oct. 24, 2010 vs. Pittsburgh . . . His five field goals also was tied for the second-highest single game total in Dolphins history . . . In addition, his 54-yard field goal at the time was his career longest and was tied for the second longest regular season field goal in Dolphins history and tied for third longest overall, including playoffs . . . Scored 11 points vs. Tennessee (11/14), going 3-3 in field goals and 2-2 in extra points . . . His field goals were from 23, 26, and 42 yards out . . . Scored 15 points at Oakland (11/28), going 4-6 in field goals and 3-3 in extra points . . . He connected from 49, 23, 44, and 25 yards while missing from 51 and 49 yards out . . . Kicked a 60-yard field goal vs. Cleveland (12/5) . . . It was the longest field goal in Dolphins history, breaking the former team record of 59 yards, which was set by Pete Stoyanovich on Dec. 12, 1989 at the New York Jets . . . It also was tied for the fifth longest field goal in NFL history at that time . . . When he had a 41-yard field goal blocked in the contest, it ended a streak of converting 28 consecutive field goal attempts from 45 yards or less.

2009 - Led the team in scoring with 112 points, going 25-28 in field goals and 37-38 in extra points . . . Scored 100 or more points in each of his two seasons in the league . . . Finished seventh in the AFC and 11th in the NFL in scoring among kickers . . . Also finished fourth in the AFC in field goal percentage . . . Converted 62 straight extra points to start his career before missing his first PAT on Nov. 15, 2009 vs. Tampa Bay . . . Scored 11 points vs. Indianapolis (9/21), going 3-4 in field goals and 2-2 in extra points . . . Connected from 45, 44, and 45 yards out while missing from 49 yards . . . It was the first time that season and the third time in his career he kicked three field goals in a game of 40 or more yards . . . Scored ten points vs. New Orleans (10/25), going 2-2 in field goals (connecting on 32 and 33 yards out) and 4-4 in extra points . . . Kicked a 52-yard field goal at New England (11/8), the longest field goal of his career at the time . . . Scored 13 points vs. Tampa Bay (11/15), going 4-4 in field goals and 1-2 in extra points . . . Converted from 49, 30, 45, and 25 yards out . . . 25-yard field goal came with ten seconds left in the game to bring the Dolphins back from a 23-22 deficit to a 25-23 win . . . It was his first game-winning field goal of the season and the second of his career . . . It was his first game of the season and the second game of his career with four field goals . . . Missed extra point ended his streak of converting the first 62

PATs of his career . . . Scored 10 points vs. New England (12/6), going 3-3 in field goals and 1-1 in extra points . . . Converted from 29, 24, and 41 yards out . . . His 41-yard field goal came 1:02 left in the game to bring the Dolphins back from a 21-19 deficit to a 22-21 win . . . It was his second game-winning field goal of the season and the third of his career . . . It also was his 17th consecutive field goal made, the second highest total of consecutive FGs converted in Dolphins history . . . For his efforts he was named as AFC Special Teams Player of the Week for the games of Dec. 6-7 . . . Scored ten points at Tennessee (12/20), going 3-3 in field goals (connecting from 23, 28, and 45 yards out) and 1-1 in extra points . . .

PRO BOWL: Made his first Pro Bowl in 2009 as San Diego kicker Nate Kaeding did not play due to injury, and Carpenter took his spot . . . Became just the third kicker in Dolphins history to be selected to the Pro Bowl, joining Garo Yepremian (1973, 1978) and Olindo Mare (1999) . . .

HONORS: Named as AFC Special Teams Player of the Week for his efforts against New England (12/6) in which he scored ten points, going 1-1 in extra points and 3-3 in field goal attempts, hitting from 29, 24, and 41 yards out . . . His 41-yard field goal was a game-winning kick, coming with 1:02 left in the contest to give the Dolphins a comeback 22-21 win.

2008 - Played in all 16 regular season games as a rookie . . . Scored 103 points, connecting on 21 of 25 of field goal attempts and all 40 of his extra point tries . . . Named to numerous All-Rookie teams, including The Sporting News, Pro Football Weekly and the Professional Football Writers of America . . . Made his Dolphins and his NFL debut vs. N.Y. Jets (9/7), connecting on both extra point attempts . . . In doing so he became the first rookie to kick for the Dolphins since October 10, 2004 at New England when rookie wide receiver Wes Welker was thrust into kicking duties in place of an injured Olindo Mare and converted a field goal and an extra point . . . Carpenter became the first rookie to kick for the Dolphins in a season opener since September 10, 1989 vs. Buffalo when rookie Pete Stoyanovich hit on a field goal and three PATs . . . Converted his first NFL field goal, a 32-yard kick, at Arizona (9/14), in his only attempt in the game . . . Connected on a 39-yard field goal and was a perfect 5-5 in point after attempts for a total of eight points at New England (9/21) . . . Accounted for 11 points, going 3-4 in field goals, including a 47-yarder, and 2-2 in extra points vs. Buffalo (10/26) . . . Scored a career-high 14 points and tied the Dolphins record for the most FGs by a rookie going 4-4 in field goals (45, 47, 23, and 41 yards) and 2-2 in extra points at Denver (11/2) . . . Scored five points, going 1-1 in field goals and 2-2 in extra points vs. Oakland (11/16) as his one field goal was a 38-yarder with 38 seconds left to give the Dolphins a 17-15 win . . . It was his first career fourth quarter or overtime game winning field goal . . . Racked up ten points, going 3-3 in field goals (converting from 37, 47, and 42 yards) and 1-1 in extra points at St. Louis (11/30) . . . His third field goal in the game was his 11th consecutive field goal made, setting a new Dolphins team record for most consecutive field goals made by a rookie . . . Scored ten points for the second consecutive week, going 3-4 in field goals and 1-1 in extra points against Buffalo in Toronto (12/7) . . . Hit from 50, 35, and 27 yards out before missing from 48 yards which ended a streak of 14 straight field goals made, which tied the NFL record for most consecutive FGs made by a rookie . . . His 50-yard field goal was the fourth 50-yard field goal by a Dolphins rookie in the regular season and the fifth overall, including playoffs . . . For his efforts against Buffalo he was named as AFC Special Teams Player of the Week for the games of Dec. 7-8 . . . In the AFC Wild Card Playoff game vs. Baltimore (1/4/09), accounted for three of the nine Dolphins points with a 19-yard field goal . . .

ROOKIE MARKS: Starting with the game vs. Buffalo on Oct. 26 and continuing until a miss on Dec. 7 against Buffalo in Toronto, Carpenter made 14 consecutive field goals, eight of which came from longer than 40 yards out . . . His 14 straight field goals are the longest consecutive field goals made streak by a rookie in Dolphins history, surpassing the previous record of ten straight FGs, set by Uwe von Schamann in his rookie season in 1979:

LONGEST FIELD GOAL STREAK, DOLPHIN ROOKIE

| PLAYER | CONSECUTIVE FGs | YEAR | GAMES |
|---------------------|-----------------|------|-------|
| 1. DAN CARPENTER | 14 | 2008 | 7-13 |
| 2. Uwe von Schamann | 10 | 1979 | 9-15 |
| 3. Pete Stoyanovich | 8 | 1989 | 5-9 |

His 14 straight field goals also is tied for the longest consecutive field goal streak by a rookie in NFL history, tying the previous record of 14 straight FGs, set by Ali Haji-Sheikh in his rookie season of 1983 with the New York Giants:

MOST CONSECUTIVE FIELD GOALS BY AN NFL ROOKIE

| PLAYER | TEAM | CONSECUTIVE FGs | YEAR |
|----------------------|--------------|-----------------|-------------|
| 1. Ali Haji-Sheikh | N.Y. Giants | 14 | 1983 |
| DAN CARPENTER | MIAMI | 14 | 2008 |
| 3. Kevin Butler | Chicago | 13 | 1985 |
| John Kasay | Seattle | 13 | 1991 |
| Lin Elliott | Dallas | 13 | 1992 |
| Doug Pelfrey | Cincinnati | 13 | 1993 |
| Kris Brown | Pittsburgh | 13 | 1999 |
| Martin Gramatica | Tampa Bay | 13 | 1999 |
| Garrett Hartley | New Orleans | 13 | 2008 |

With 21 field goals made, Carpenter ranks tied for second for most field goals made in a season by a Dolphins rookie:

MOST FIELD GOALS MADE IN A SEASON BY A DOLPHINS ROOKIE

| PLAYER | YEAR | NO. | ATT. | PCT. |
|-------------------------|-------------|-----------|-----------|-------------|
| 1. Fuad Reveiz | 1985 | 22 | 27 | .815 |
| 2. DAN CARPENTER | 2008 | 21 | 25 | .840 |
| 3. Uwe von Schamann | 1979 | 21 | 29 | .724 |
| 4. Pete Stoyanovich | 1989 | 19 | 26 | .731 |

With 103 points, Carpenter ranks second for most points in a season by a Dolphins rookie:

MOST POINTS IN A SEASON BY A DOLPHINS ROOKIE

| PLAYER | YEAR | PAT | FG | POINTS |
|-------------------------|-------------|-----------|-----------|------------|
| 1. Fuad Reveiz | 1985 | 50 | 22 | 116 |
| 2. DAN CARPENTER | 2008 | 40 | 21 | 103 |
| 3. Uwe von Schamann | 1979 | 36 | 21 | 99 |
| 4. Pete Stoyanovich | 1989 | 38 | 19 | 95 |

LONG FIELD GOALS: Kicked one field goal of 50 or more yards in 2008 . . . His 50-yard field goal against Buffalo in Toronto on December 7 was one of only four 50-yard field goals by a Dolphins rookie kicker in the regular season and one of only five overall, including playoffs . . . The 50-yard kick ranks as the fifth-longest by a Dolphins rookie in team history:

LONGEST FIELD GOALS BY A ROOKIE IN DOLPHINS HISTORY

| PLAYER | DATE | OPPONENT | DISTANCE |
|-------------------------|----------------|-----------------------------|-----------|
| 1. Pete Stoyanovich | 11/12/89 | at N.Y. Jets | 59 |
| 2. Uwe von Schamann | 10/21/79 | at New England | 53 |
| 3. Uwe von Schamann | 11/5/79 | vs. Houston | 51 |
| Fuad Reveiz | 1/4/86* | vs. Cleveland | 51 |
| 5. DAN CARPENTER | 12/7/08 | AT BUFFALO (TORONTO) | 50 |

*Indicates playoff game

HONORS: Was named as the AFC Special Teams Player of the Month for November . . . In five games, during which time the Dolphins went 4-1, he connected on all eight of his field goal attempts, five of which were from longer than 40 yards out . . . This included a 38-yarder with 38 seconds to play to give the Dolphins a 17-15 victory over Oakland (11/16) . . . His field goals were the difference in three of the team's four wins, while he also established a Dolphins rookie record with 11 straight successful field goals . . . In addition, he hit on all 12 of his PATs for 36 points during the month . . . Carpenter is just the second Dolphin ever to come away with AFC Special Teams Player of the Month accolades, joining kicker Olindo Mare, who was honored in October of 1999 . . . Carpenter also was named AFC Special Teams Player of the Week for the games of December 7-8 after his performance against Buffalo (12/7) in Toronto when he scored ten points, going 3-4 in field goals and 1-1 in extra points . . . Hit from 50, 35, and 27 yards out before missing from 48 yards . . . He became the first Dolphin to win AFC Special Teams Player of the Week accolades since Wes Welker did so in Week 5 of 2004, in a game

at New England on October 10 . . . He was the first kicker to come away with the award since Olindo Mare in a Week 15 game in 1999, on December 19 against San Diego.

COLLEGE Was a four-year letterman at Montana (2004-07) . . . Finished his career by converting 75 of 103 field goals (72.8%) and 182 of 188 PATs for 413 totals points . . . Left school with Grizzlies' and NCAA Football Championship Subdivision career marks for field goals made and points scored by a kicker and tied for the all-time lead in PATs made . . . Also punted 71 times for a 41.8-yard average . . . Was a first-team FCS All-America selection as well as a first-team All-Big Sky Conference choice as a senior . . . Was a second-team all-conference selection each of his first three years . . . Over his final two seasons, combined to connect on 81.1 percent of his field goal attempts, including an 82.6 percent mark as a senior when he was 19-23, including three field goals of 50 yards or longer with a best of 54, which came against Sacramento State and tied for the second-longest field goal in school history . . . Handled the punting duties as a junior when he averaged 41.9 yards on 62 punts . . . Majored in chemistry.

PERSONAL Married (Kaela) . . . Attended Helena (Mont.) High School where he was a two-time all-state and all-league kicker and punter . . . Also lettered in track and basketball . . . Was a member of the National Honor Society in high school . . . Participated in the Miami Dolphins Foundation Fishing and Golf Tournaments as well as the team's annual Thanksgiving meal giveaway and Holiday toy event . . . Took part in the Miami Dolphins Touchdown For Life Blood Drive . . . Co-hosted the Kids and Fins Publix Shopping Spree . . . Helped plant trees at North County Elementary . . . Participated in the Lift Up America food giveaway . . . Walked in support of the WalkAbout Autism event at Sun Life Stadium . . . Along with punter Brandon Fields was the 2012 Community Service Award Winner . . . Visited kids at Broward Health on Christmas Day of 2011 and served food at Miami Rescue Mission on Good Friday of 2011 . . . Full name is Daniel Roy Carpenter, born November 25, 1985 in Omaha, Neb.

| DAN CARPENTER'S NFL REGULAR SEASON STATISTICS | | | | | | | | | | | |
|---|-------|----|-----|-----|------|----|-----|-----|-------|-----|-----|
| YEAR | TEAM | GP | FGM | FGA | PCT. | LG | XP | XPA | PCT. | BLK | PTS |
| 2008 | Miami | 16 | 21 | 25 | 84.0 | 50 | 40 | 40 | 100.0 | 1 | 103 |
| 2009 | Miami | 16 | 25 | 28 | 89.3 | 52 | 37 | 38 | 97.4 | 0 | 112 |
| 2010 | Miami | 16 | 30 | 41 | 73.2 | 60 | 25 | 25 | 100.0 | 2 | 115 |
| 2011 | Miami | 14 | 29 | 34 | 85.3 | 58 | 26 | 26 | 100.0 | 1 | 113 |
| NFL TOTALS | | 62 | 105 | 128 | 82.0 | 60 | 128 | 129 | 99.2 | 4 | 443 |

| DAN CARPENTER'S NFL PLAYOFF STATISTICS | | | | | | | | | | | |
|--|-------|----|-----|-----|-------|----|----|-----|------|-----|-----|
| YEAR | TEAM | GP | FGM | FGA | PCT. | LG | XP | XPA | PCT. | BLK | PTS |
| 2008 | Miami | 1 | 1 | 1 | 100.0 | 19 | 0 | 1 | 0.0 | 0 | 3 |

ADDITIONAL STATS

Special Teams Tackles: 3 in 2008, 2 in 2009, 2 in 2010, 4 in 2011 for total of 11

FIELD-GOAL ACCURACY

| YEAR | TEAM | 1-19 | PCT. | 20-29 | PCT. | 30-39 | PCT. | 40-49 | PCT. | 50+ | PCT. |
|----------------|-------|------|-------|-------|-------|-------|-------|-------|------|------|-------|
| 2008 | Miami | 0/0 | — | 4/4 | 100.0 | 7/7 | 100.0 | 9/13 | 69.2 | 1/1 | 100.0 |
| 2009 | Miami | 0/0 | — | 9/9 | 100.0 | 7/8 | 87.5 | 8/9 | 88.9 | 1/2 | 50.0 |
| 2010 | Miami | 1/1 | 100.0 | 9/9 | 100.0 | 5/5 | 100.0 | 11/18 | 61.1 | 4/8 | 50.0 |
| 2011 | Miami | 0/0 | — | 10/11 | 90.1 | 6/7 | 85.7 | 11/12 | 91.7 | 2/4 | 85.3 |
| NFL TOTALS | | 1/1 | 100.0 | 32/33 | 97.0 | 25/27 | 92.6 | 39/52 | 75.0 | 8/15 | 82.0 |
| PLAYOFF TOTALS | | 1/1 | 100.0 | 0/0 | — | 0/0 | — | 0/0 | — | 0/0 | 100.0 |

KICKING VENUES

| YEAR | TEAM | HOME TOTAL | AWAY TOTAL | GRASS | TURF | INDOORS | OUTDOORS | TOT. |
|----------------|-------|------------|------------|-------|-------|---------|----------|---------|
| 2008 | Miami | 7/10 | 14/15 | 13/16 | 8/9 | 7/8 | 14/17 | 21/25 |
| 2009 | Miami | 17/19 | 8/9 | 23/26 | 2/2 | 0/0 | 25/28 | 25/28 |
| 2010 | Miami | 14/20 | 16/21 | 21/29 | 9/12 | 0/0 | 30/41 | 30/41 |
| 2011 | Miami | 15/19 | 14/15 | 22/27 | 7/7 | 0/0 | 29/34 | 29/34 |
| NFL TOTALS | | 53/68 | 52/60 | 79/98 | 26/30 | 7/8 | 98/120 | 105/128 |
| PLAYOFF TOTALS | | 1/1 | 0/0 | 1/1 | 0/0 | 0/0 | 1/1 | 1/1 |

(**Bold** indicates FG Made)

2011 KICKING

New England (**20**); Houston (**42**, 22B, 34, **34**); at Cleveland (51, **23**, **41**, **38**); at San Diego (**41**, **37**, **51**); at N.Y. Jets (**23**, **21**); Denver (**38**, **36**, **43**); at N.Y. Giants (**40**); at Kansas City (**42**); Washington (**21**, 49, **28**); Oakland (**48**, **33**); Philadelphia (55, **22**); at Buffalo (**20**, **26**, **26**); at New England (**47**); N.Y. Jets (**44**, **58**, **40**, **44**)

2010 KICKING

at Buffalo (**32**, 46, **43**); at Minnesota (0 att.); N.Y. Jets (**44**, **20**, **50**); New England (53); at Green Bay (**53**, **41**, **44**); Pittsburgh (**39**, **23**, **22**, **37**, **40**); at Cincinnati (**38**, **42**, **24**, **54**, **31**); at Baltimore (**19**, 46); Tennessee (**23**, **26**, **42**); Chicago (0 att.); at Oakland (**49**, 51, **23**, **44**, 49, **25**); Cleveland (41B, **60**); at N.Y. Jets (**47**); Buffalo (48, 61, 53, 48); Detroit (**40**, **28**); at New England (40)

2009 KICKING

at Atlanta (0 att.); Indianapolis (**45**, **44**, 49, **45**); at San Diego (**24**, **23**); Buffalo (**33**); New York Jets (**35**); New Orleans (**32**, **33**); at New York Jets (**48**); at New England (**52**); Tampa Bay (**49**, **30**, **45**, **25**); at Carolina (**37**); at Buffalo (0 att.); New England (**29**, **24**, **41**); at Jacksonville (38); at Tennessee (**23**, **28**, **45**); Houston (**27**, 54, **38**); Pittsburgh (**25**)

2008 KICKING

New York Jets (0 att.); at Arizona (**32**); at New England (**39**); San Diego (**47**, 42); at Houston (0 att.); Baltimore (**21**, **26**); Buffalo (46, **43**, **45**, **35**); at Denver (**45**, **47**, **23**, **41**); Seattle (0 att.); Oakland (**38**); New England. (0 att.); at St Louis (**37**, **47**, **42**); Buffalo-at Toronto (**50**, **35**, **27**, **48**); San Francisco (49); at Kansas City (**27**); at New York Jets (**48**); Baltimore* (**19**)

* - playoffs

SINGLE-GAME HIGHS

Field Goals Made:

5 vs. Pittsburgh, 10/24/10
5 at Cincinnati, 10/31/10
4 five times (last: vs. N.Y. Jets, 1/1/12)

Field Goal Attempts:

6 at Oakland, 11/28/10
5 vs. Pittsburgh, 10/24/10
5 at Cincinnati, 10/31/10
4 nine times (last: vs. N.Y. Jets, 1/1/12)

Longest Field Goals Made:

60 vs. Cleveland, 12/5/10
58 vs. N.Y. Jets, 1/1/12
54 at Cincinnati, 10/31/10
53 at Green Bay, 10/17/10
52 at New England, 11/8/09
51 at San Diego, 10/2/11
50 at Buffalo (Toronto), 12/7/08
50 vs. N.Y. Jets, 9/26/10

Longest Field Goal Attempts:

60 vs. Cleveland, 12/5/10
58 vs. N.Y. Jets, 1/1/12
55 vs. Philadelphia, 12/11/11
54 at Cincinnati, 10/31/10
53 vs. New England, 10/4/10
53 at Green Bay, 10/17/10

PATs Made:

5 at New England, 9/21/08
5 at Kansas City, 12/25/08
5 vs. Buffalo, 10/4/09

PAT Attempts:

5 at New England, 9/21/08
5 at Kansas City, 12/25/08
5 vs. Buffalo, 10/4/09

Points:


16 vs. Pittsburgh, 10/24/10
16 at Cincinnati, 10/31/10
15 at Oakland, 11/28/10
14 at Denver, 11/2/08
13 vs. Tampa Bay, 11/15/09
13 vs. N.Y. Jets, 1/1/12

NOLAN CARROLL

CORNERBACK

28

HEIGHT: 6-1
WEIGHT: 205
BORN: 1/18/87
ACQUIRED: D5a, 2010
COLLEGE: MARYLAND '10
NFL: THIRD SEASON
DOLPHINS: THIRD SEASON




FINNS FACT

Nolan's discipline, both on and of the field, comes from his parents who were both members of the military. Nolan's father, Nolan, Sr., served in the Air Force, where he earned the rank of senior master sergeant. His mother, Jennifer, served in the Navy, where she became a lieutenant commander. Mrs. Carroll turned in 20 years of military service and left the Navy with a long list of achievements which includes a Meritorious Service Medal; two Navy Commendation Medals; two Navy Achievement Medals; a National Defense Service Medal; an Overseas Ribbon; two Coast Guard Special Operation Ribbons; and finally an Expert Pistol Medal. Adding to her resume, she is now Florida's lieutenant governor after spending seven years as a state legislator and also serving as executive director of the Florida Department of Veterans Affairs. "My parents take pride in that they served their country," Carroll said. "It's something they taught me as well, to respect your country, respect other people that put you in a position that you are today because (if not) for those people that have been in the military, that are fighting for us right now, we wouldn't be here right now."

PRO CAREER

CAREER TRANSACTIONS: Fifth round draft pick (145th choice overall) of the 2010 college draft.

2011 - Played in 15 games with three starts . . . Recorded 27 tackles and one interception without a return . . . Finished second on the team in tackles once . . . Started at Cleveland (9/25) and had five tackles . . . Finished tied for second on the team with five tackles in start at San Diego (10/2) . . . Started at Kansas City (11/6) and had four tackles before being forced from the game with a hamstring injury . . . Was inactive vs. Washington (11/13) . . . Had two tackles and an interception vs. Buffalo (11/20), picking off a Ryan Fitzpatrick pass without a return.

2010 - Played in 13 games with one start . . . Was inactive three times . . . Finished with one tackle, one interception he returned for one yard and two passes defended . . . Added 27 kickoff returns for 655 yards, an average of 24.3 yards per return . . . Made his Dolphins and NFL debut in a reserve role at Buffalo (9/12) . . . Had 98 yards on three kickoff returns vs. Chicago (11/18), an average of 32.7 yards per return, including a 46-yard return on the opening kickoff, at the time the longest return of his career . . . Had first career NFL interception at N.Y. Jets (12/12), picking off a Mark Sanchez pass and returning it one yard . . . Made his first NFL start at Oakland (11/28) . . . Was forced from the game with a concussion vs. Detroit (12/26) and missed the season finale at New England (1/2/11) as a result of that injury.

COLLEGE

Played in 38 career games, including six starts at Maryland . . . Started two games as a senior in 2009 before suffering a broken leg . . . One of four team captains and member of the Terps' leadership council . . . Recorded ten tackles and a pass defended . . . Posted a career-high seven tackles against James Madison (9/12) before breaking his right tibia which forced him to miss the rest of the season . . . Played in 10 games, including four starts at cornerback, as a junior in 2008 . . . Recorded a career-high 37 tackles (20 solo) and ranked second on the team with eight passes broken up . . . Played in the first three games then missed three due to an ankle injury . . . Earned his first career start against North Carolina State (10/25) . . . Contributed a career-best seven tackles at Virginia Tech (11/6) . . . Played in all 13 games as a reserve cornerback and special-teams performer as a sophomore in 2007 . . . Moved from wide receiver to cornerback prior to the season . . . Recorded 14 tackles (seven solo) . . . Added five kickoff returns for 84 yards (16.8 avg.) with a long of 23 yards . . . Had seven special teams tackles . . . Recorded five kickoff returns for 60

yards . . . Saw first career action in the season opener against William & Mary (9/2) . . . Played vs. West Virginia (9/14) and returned two kickoffs for 12 yards . . . Saw action in all 13 games as a reserve wide receiver and on special teams in 2006 . . . Recorded five kickoff returns for 60 yards . . . Redshirted as a true freshman in 2005 . . . Named offensive scout team player of the week for his work in practice leading up to the Florida State game (10/29) . . . Holds B.S. in family science.

PERSONAL Attended Clay High School in Green Cove Spring, Fla . . . Three-year starter at wide receiver . . . Team won district titles during his last two seasons. . . Also lettered in soccer and track . . . Parents are Jennifer and Nolan Carroll . . . Father earned the rank of Senior Master Sergeant in the Air Force and mother was a Lt. Commander in the Navy . . . Mother is currently the Lieutenant Governor for the State of Florida and prior was a state legislator for more than seven years and Executive Director of Florida Department of Veterans' Affairs . . . Aunt works for the NSA at Fort Meade . . . Growing up, his favorite sports team was the Miami Dolphins . . . Lists "Big Trouble in Little China" as favorite movie, "Malcolm in the Middle" as favorite television show, "The Five People You Meet in Heaven" as favorite book and Yo Gotti as favorite recording artist . . . Participated in the NFL Play 60 Super School visit at Archmedian Middle School in Miami . . . Visited soldiers on several military ships. Spoke at the Broward County Juvenile Detention Center . . . Part of the Ross Field naming and youth clinic at Miami Beach High School . . . Participated in the Miami Dolphins Foundation Fishing Tournament as well as the team's annual Thanksgiving meal giveaway and Holiday toy event . . . Part of the Dolphins All-Community team in which players purchase game tickets for local charities . . . Full name is Nolan Alexander Carroll, born January 18, 1987, in Jacksonville, Fla.

NOLAN CARROLL'S NFL REGULAR SEASON STATISTICS

| | | TACKLES | | | | | | | INTERCEPTIONS | | | | | FUMBLES | | |
|------------|-------|---------|----|-----|------|------|-----|-----|---------------|-----|----|----|----|---------|----|-----|
| YEAR | TEAM | GP | GS | TOT | SOLO | ASST | SK | YDS | NO | YDS | LG | TD | PD | FF | FR | YDS |
| 2010 | Miami | 13 | 1 | 1 | 1 | 0 | 0.0 | 0.0 | 1 | 1 | 1 | 0 | 2 | 0 | 0 | 0 |
| 2011 | Miami | 15 | 3 | 27 | 24 | 3 | 0.0 | 0.0 | 1 | 0 | 0 | 0 | 4 | 0 | 0 | 0 |
| NFL TOTALS | | 28 | 4 | 28 | 25 | 3 | 0.0 | 0.0 | 2 | 1 | 1 | 0 | 6 | 0 | 0 | 0 |



ADDITIONAL STATS

Kickoff Returns: 27 for 655 yards, 24.3 avg., long of 46 in 2010.
Special Teams Tackles: 3 in 2010, 6 in 2011 for total of 9.

CHARLES CLAY

FULLBACK/TIGHT END

HEIGHT: 6-3
WEIGHT: 250
BORN: 2/13/89
ACQUIRED: D6, 2011
COLLEGE: TULSA '11
NFL: SECOND SEASON
DOLPHINS: SECOND SEASON



FINS FACT Growing up, Charles had one goal in life - to be a professional football player - and was elated when he got the call to tell him he had been drafted by the Dolphins. "It meant the world," Charles said. "Since I was six years old I was always telling my mom that I wanted to be a professional football player. Leading up to the point of the call you realize that it could happen but once you get that phone call, you get a whole different feeling. I was just like kind of speechless when they called."

PRO CAREER **CAREER TRANSACTIONS:** Originally a sixth-round draft selection (174th overall pick) of Miami in the 2011 draft.

2011 - Played in 14 games with nine starts . . . Was inactive for first two games of season . . . Recorded 16 catches for 233 yards and three touchdowns . . . Seven of his 16 catches were for 15 or more yards . . . Led the Dolphins in receptions once and in reception yardage once . . . Had two receptions for 34 yards at San Diego (10/2) . . . His initial catch in that game came on a three-yard reception from Chad Henne on the Dolphins' first offensive play from scrimmage and he followed that with a 31-yard grab from Matt Moore on Moore's first play after taking over for an injured Henne . . . Had one catch for 29 yards vs. Denver (10/23) . . . Registered three catches for 50 yards, including a 22-yard reception, at Kansas City (11/6) . . . Recorded four receptions for 69 yards, a season-long 46-yard catch, and first-career touchdown, coming on a 12-yard TD pass from Moore, vs. Buffalo (11/20) . . . Had one catch for 30 yards at Buffalo (12/18) . . . Had one reception, a one-yard touchdown catch from Moore at New England (12/24) . . . Had one catch, a one-yard touchdown reception from Moore, vs. N.Y. Jets (1/1/12).

COLLEGE

Played in 53 games with 43 starts at Tulsa from 2007-10 . . . Saw action at tailback, fullback, tight end, split receiver, "Wildcat" quarterback, linebacker and defensive end . . . Finished collegiate career with 179 carries for 911 yards (5.1 avg.) and ten touchdowns . . . Also caught 189 passes for 2,544 yards (13.5 avg.) and 28 scores . . . Recorded 11 tackles (nine solo) with one sack for a two-yard loss on defense . . . Left school ranked fifth in career receptions, sixth in career receiving yards and fourth in career touchdown catches . . . His 38 total touchdowns ranked second in Tulsa history . . . Started all 13 games as a senior in 2010 . . . Earned All-Conference USA accolades . . . Finished with 34 carries for 226 yards (6.7 avg.) . . . Ranked second on team with 43 receptions for 526 yards (12.2 avg.) and seven touchdowns . . . Finished second on the squad with 752 all-purpose yards . . . Added a two-point conversion and two tackles . . . Played in 12 games with 11 starts at H-Back as a junior in 2009 . . . Finished with 63 carries for 236 yards (3.8 avg.) and seven touchdowns . . . Ranked second on team with 39 receptions for 530 yards (13.6 avg.) and five touchdowns . . . Finished third on the squad with 752 all-purpose yards . . . Also posted three tackles on defense . . . Scored in six different contests, posting four-touchdown performances in each of the Southern Mississippi and Houston contests . . . Gained 84 rushing yards and a touchdown on 16 carries at Texas-El Paso . . . Caught two passes for 68 yards and two touchdowns and rushed for 27 yards and two touchdowns on nine carries vs. Houston . . . Had a career-best 142 receiving yards and two scores on eight receptions and added 20 rushing yards and two touchdowns on the ground vs. Southern Miss . . . Played in 14 games with nine starts as a sophomore in 2008 . . . Finished with 25 carries for 145 yards (5.8 avg.) and two touchdowns . . . Added 38 receptions for 464 yards (12.2 avg.) and nine touchdowns . . . Rushed for 45 yards and added 87 receiving yards and two touchdowns vs. Alabama-Birmingham in the season opener . . . Also lined up at defensive end vs. UAB and recorded a sack . . . Caught six passes for 98 yards and one score vs. New Mexico . . . Had seven receptions for 117 yards and one touchdown receiving and ran twice for 31 yards, including a 28-yard touchdown run, vs. Arkansas . . . Posted six catches for 82 yards and a score vs. Houston . . . Played in all 14 games with ten starts as a true freshman in 2007 . . . Named to the Conference USA All-Freshman Team and earned honorable mention all-C-USA accolades . . . Also named to Rivals.com second-team Freshman All-America as an all-purpose player . . . Finished with 57 carries for 304 yards (5.3 avg.) and one touchdown . . . Added 69 catches for 1,024 yards (14.8 avg.) and seven scores . . . Ranked eighth in Conference USA for both receptions per game (4.93) and receiving yards per game (73.1) . . . Also finished second on the school's all-time freshman receiving list . . . Had three 100-plus yard receiving games . . . Scored three touchdowns on three catches for 98 yards vs. Brigham Young . . . Recorded season-best 112 yards rushing and one score vs. UTEP . . . Caught 51-yard game-winning touchdown with 0:43 left in the game among his five receptions for 106 yards vs. SMU . . . Had six receptions for 112 yards and one TD in the C-USA Championship Game vs. Central Florida . . . Caught 11 passes for 69 yards and one touchdown and rushed eight times for 49 yards in the GMAC Bowl vs. Bowling Green . . . Majored in business.

PERSONAL

Attended Central High School in Little Rock, Ark., where he lettered as a tailback and safety . . . Gained 891 rushing yards with 11 touchdowns and added four more scores receiving as a senior . . . Led school to a 10-1 record and a fourth-place ranking in the state of Arkansas . . . Growing up, his favorite NFL team was the Jacksonville Jaguars and his favorite athlete was David Ortiz of the Boston Red Sox . . . Enjoys playing basketball . . . Member of the Fellowship of Christian Athletes . . . Father, Charles, played football at Arkansas (1975-78) . . . Born February 13, 1989 in Little Rock, Ark.

CHARLES CLAY'S NFL REGULAR SEASON STATISTICS

| YEAR | TEAM | GP | GS | RUSHING | | | | | RECEIVING | | | | |
|------|-------|----|----|---------|------|------|----|----|-----------|------|------|----|----|
| | | | | ATT. | YDS. | AVG. | LG | TD | NO. | YDS. | AVG. | LG | TD |
| 2011 | Miami | 14 | 9 | 0 | 0 | — | — | 0 | 16 | 233 | 14.6 | 46 | 3 |

SINGLE-GAME HIGHS

| | |
|----------------------------|--|
| Receptions: | 4 vs. Buffalo, 11/20/11 |
| | 3 at Kansas City, 11/6/11 |
| | 2 at San Diego, 10/2/11 |
| Receiving Yards: | 69 vs. Buffalo, 11/20/11 |
| | 50 at Kansas City, 11/6/11 |
| | 34 at San Diego, 10/2/11 |
| Longest Receptions: | 46 vs. Buffalo, 11/20/11 |
| | 31 at San Diego, 10/2/11 |
| | 30 at Buffalo, 12/8/11 |
| Receiving TDs: | 1, Three times (last: vs. N.Y. Jets, 1/1/12) |

2011 GAME-BY-GAME STATISTICS

| DATE | OPPONENT | P/S | RECEIVING | | | | RUSHING | | | | W/L | SCORE |
|--------------------|--------------------|-------------|-----------|------------|-----------|----------|----------|----------|----------|----------|-------------|--------|
| | | | NO. | YDS. | LG | TD | ATT. | YDS. | LG | TD | | |
| 9/12 | NEW ENGLAND | | INACTIVE | | | | | | | | L | 24-38 |
| 9/18 | HOUSTON | | INACTIVE | | | | | | | | L | 13-23 |
| 9/25 | at Cleveland | S | 0 | 0 | 0 | 0 | 0 | 0 | 0 | 0 | L | 16-17 |
| 10/2 | at San Diego | S | 2 | 34 | 31 | 0 | 0 | 0 | 0 | 0 | L | 16-26 |
| 10/17 | at New York Jets | S | 0 | 0 | 0 | 0 | 0 | 0 | 0 | 0 | L | 6-24 |
| 10/23 | DENVER | P | 1 | 29 | 29 | 0 | 0 | 0 | 0 | 0 | L | 15-18* |
| 10/30 | at New York Giants | S | 1 | 16 | 16 | 0 | 0 | 0 | 0 | 0 | L | 17-20 |
| 11/6 | at Kansas City | S | 3 | 50 | 22 | 0 | 0 | 0 | 0 | 0 | W | 31-3 |
| 11/13 | WASHINGTON | S | 1 | 4 | 4 | 0 | 0 | 0 | 0 | 0 | W | 20-9 |
| 11/20 | BUFFALO | S | 4 | 69 | 46 | 1 | 0 | 0 | 0 | 0 | W | 35-8 |
| 11/24 | at Dallas | S | 1 | -1 | -1 | 0 | 0 | 0 | 0 | 0 | L | 19-20 |
| 12/4 | OAKLAND | P | 0 | 0 | 0 | 0 | 0 | 0 | 0 | 0 | W | 34-14 |
| 12/11 | PHILADELPHIA | P | 0 | 0 | 0 | 0 | 0 | 0 | 0 | 0 | L | 10-26 |
| 12/18 | at Buffalo | S | 1 | 30 | 30 | 0 | 0 | 0 | 0 | 0 | W | 30-23 |
| 12/24 | at New England | P | 1 | 1 | 1t | 1 | 0 | 0 | 0 | 0 | L | 24-27 |
| 1/1/12 | NEW YORK JETS | P | 1 | 1 | 1t | 1 | 0 | 0 | 0 | 0 | W | 19-17 |
| 2011 TOTALS | | 14-9 | 16 | 233 | 46 | 3 | 0 | 0 | 0 | 0 | 6-10 | |

* - Overtime



THREE DOLPHINS NAMED NFL MAN OF THE YEAR

The NFL's Man of the Year award is the highest off-the-field honor attainable by an NFL player. It recognizes players for their excellence both on the field and in their communities.



Dwight Stephenson



Dan Marino



Jason Taylor

Center Dwight Stephenson (1985), quarterback Dan Marino (1998) and defensive end Jason Taylor (2007) have each won the award while playing for the Dolphins. Miami is one of only six teams to have three or more of its players receive the honor since it was instituted by the league in 1970. Kansas City has had five players win the award, while Chicago, Pittsburgh and San Diego have each had four players

recognized as the NFL Man of the Year, while Miami and Cincinnati both boast three award winners.



FINIS FACT

One of the fastest Dolphins, Chris ran a 4.4 in the 40-yard dash at the NFL Scouting Combine in 2009. However, it was years earlier on his hometown streets of Arcadia, Fla., that he earned the nickname that still sticks to this day. Following a race when he beat a local speedster multiple times, Chris was given the nickname "deer" when an onlooker complimented him following his victory by exclaiming, "You run like a deer," and the name has stuck from that day on.

PRO CAREER

CAREER TRANSACTIONS: Originally a fifth-round draft choice (165th overall) of Miami in the 2009 draft.

2011 - Played in 14 games and was inactive twice . . . Recorded five tackles on defense . . . Finished tied for fourth on the Dolphins with eight special teams tackles . . . Blocked a Brian Moorman punt which was recovered by Lex Hilliard in the Bills' end zone for a touchdown vs. Buffalo (11/20) . . . It was the first blocked punt of his career . . . It also marked the first Dolphins touchdown from a blocked punt since Mark Higgs returned a blocked punt 19 yards for a TD on Oct. 18, 1990 vs. New England . . . Had two solo tackles and one special teams tackle at Dallas (11/24) . . . Finished with one solo tackle for a loss of three yards and one assisted tackle as well as two special teams tackles vs. Philadelphia (12/11).

2010 - Started 14 games at free safety . . . Also played in a reserve role once and was inactive vs. Chicago (11/18) with a hamstring injury . . . Finished third on team with 60 tackles (50 solo) . . . Added 1.5 sacks for 8.5 yards in losses along with one interception without a return and five passes defended . . . Also forced two fumbles and recovered a fumble . . . Led the team in tackles once and finished second once . . . Tied for the team lead with nine tackles, including a half-sack for 0.5 yards in losses vs. Pittsburgh (10/24), sharing a one-yard sack of Steelers quarterback Ben Roethlisberger with Koa Misi . . . Finished tied for second on the team in tackles with eight stops at Baltimore (11/7) . . . Recovered a Bo Scaife fumble that was caused by Karlos Dansby on the Titans' first possession of the game vs Tennessee (11/14) . . . The Dolphins went on to score a touchdown as a result of that fumble . . . Had four tackles and first career interception, picking off a Bruce Gradkowski pass without a return at Oakland (11/28) . . . Had one tackle, an eight-yard sack of Lions quarterback Shaun Hill, vs. Detroit (12/26) . . . It was the first full sack of his career.

2009 - Played in 11 games with two starts . . . Was inactive first five games of season . . . Finished season with seven tackles (five solo) . . . Made Dolphins debut in a reserve role vs. New Orleans (10/25) . . . Earned first career start at N.Y. Jets (11/1) and responded with three tackles . . . In that Jets game, the Dolphins started three rookies (Clemons, and cornerbacks Vontae Davis and Sean Smith) in their secondary, the first time in club history three rookies started a game in the secondary . . . Also started in season finale against Pittsburgh (1/3/10) . . . Finished tied for fourth on the Dolphins in tackles in the preseason with 11 stops.

COLLEGE

Four-year letterman (2005-08) and three-year starter at Clemson . . . Finished college career with 323 tackles (203 solo), five interceptions, 20 passes defended and 20 special teams tackles . . . Added six tackles for loss and a forced fumble . . . Started all 13 games as a senior in 2008 . . . Recorded 94 tackles (62 solo), three tackles for loss and seven passes defended . . . Had two interceptions, including one returned for a touchdown . . . Earned team's Iron Man Award . . . Selected as school's Defensive Player

of the Week against Alabama (10 tackles) and South Carolina (seven tackles and an interception) . . . Was Special Teams Player of the Week against Georgia Tech . . . Started all 13 games as a junior in 2007 . . . Recorded 94 tackles (61 solo), two interceptions, two tackles for loss and five passes defended . . . Defense was in the top 10 in the nation in total defense, pass defense and scoring defense . . . Had four double-figure tackle games, including a season high 15 against Auburn . . . Won the coaches Defensive Player of the Game Award against Furman when he had seven tackles, an interception, tackle for loss and a pass defended . . . Started all 13 games as a sophomore in 2006 . . . Recorded 102 tackles (61 solo), an interception, a forced fumble and eight passes defended . . . With 12 tackles was named as coaches Defensive Player of the Game against Maryland . . . Racked-up 41 tackles in the last three games of the regular season, including a season-high 17 against N.C. State . . . Played in 12 games as a redshirt freshman in 2005 . . . Posted 22 tackles (19 solo) on defense and ten hits on special teams . . . Was one of only two freshmen to record at least one tackle in every game . . . Redshirted as true freshman in 2004 . . . Graduated in August, 2008 with degree in community recreation management.

PERSONAL Has a son, Chris III . . . Attended DeSoto High School in Arcadia, Fla . . . Rushed for 1,242 yards with 11 touchdowns on 193 carries as a senior . . . Named as team's offensive MVP and was a first-team running back by Sarasota Herald Tribune . . . Had 951 rushing yards on 100 carries with eight touchdowns and five interceptions, including two for touchdowns, as a junior . . . Also averaged more than 16 points and 10 rebounds for the school's basketball team . . . Ran a 10.52 in the 100m, the fourth-best time in the state, and was district champion in the 100m and 200m as a senior . . . Growing up, his favorite sports teams were the Miami Dolphins and Dallas Cowboys and his favorite athlete was Emmitt Smith . . . Lists "Love and Basketball" as favorite movie and Lil' Wayne as favorite recording artist . . . Enjoys playing video games and spending time with friends and family . . . Participated in the Miami Dolphins Foundation Fishing Tournament . . . Part of the Dolphins Community Blitz, in which he handed out food at Feeding South Florida's mobile food pantry . . . Part of the Dolphins All-Community team in which players purchase game tickets for local charities . . . Donated money to help purchase meals for the holidays . . . Signed autographs during FinFest . . . Full name is Christian Donovan Clemons, born September 15, 1985 in Arcadia, Fla.

CHRIS CLEMONS' NFL REGULAR SEASON STATISTICS

| YEAR | TEAM | TACKLES | | | | | | | INTERCEPTIONS | | | | | FUMBLES | | |
|------------|-------|---------|----|-----|------|------|-----|-----|---------------|-----|----|----|----|---------|----|-----|
| | | GP | GS | TOT | SOLO | ASST | SK | YDS | NO | YDS | LG | TD | PD | FF | FR | YDS |
| 2009 | Miami | 11 | 2 | 7 | 5 | 2 | 0.0 | 0.0 | 0 | 0 | — | 0 | 0 | 0 | 0 | 0 |
| 2010 | Miami | 15 | 14 | 60 | 50 | 10 | 1.5 | 8.5 | 1 | 0 | 0 | 0 | 5 | 2 | 1 | 0 |
| 2011 | Miami | 14 | 0 | 5 | 4 | 1 | 0 | 0 | 0 | 0 | — | 0 | 0 | 0 | 0 | 0 |
| NFL TOTALS | | 40 | 16 | 72 | 59 | 13 | 1.5 | 8.5 | 1 | 0 | — | 0 | 5 | 2 | 1 | 0 |

ADDITIONAL STATS

Special Teams Tackles: 7 in 2009, 1 in 2010, 8 in 2011 for total of 16.

Blocked Punts: 1 in 2011



BROTHERLY LOVE

In 2006, Renaldo Hill and Ray Hill became the third set of brothers to play for the Dolphins. Ray played with the team from 1998-2000 while Renaldo was a member of the Dolphins from 2006-08. The first set of brothers to play for the Dolphins were the Blackwoods, which included Glenn (1979-87) and Lyle (1981-86), both of whom played safety. In 2003, fullback Obafemi Ayanbadejo and linebacker Brendon Ayanbadejo, each of whom were in their first seasons with the Dolphins, became the second set of brothers to play for the team in franchise history.

The Dolphins also have had two sets of brothers serve on the team's coaching staff. The first set of brothers to have coached with the Dolphins was the Shulas, which included David (1982-88) and his younger brother, Mike (1991-92, 2000-02). In addition, Judd Garrett was an offensive quality control coach with the club from 2000-05, while his brother, Jason, was the team's quarterbacks coach from 2005-06.

RYAN COOK

GUARD/CENTER

62

HEIGHT: 6-6
 WEIGHT: 325
 BORN: 5/8/83
 ACQUIRED: FA, 2011
 COLLEGE: NEW MEXICO '06
 NFL: SEVENTH SEASON
 DOLPHINS: SECOND SEASON




FINS FACT

Ryan was a walk-on at New Mexico who quietly developed into one of the nation's premier centers. Upon joining New Mexico as a walk-on, he sat out the 2001 season as a redshirt. A foot injury during 2002 spring camp would limit him early in the campaign, but by the seventh game of the season Ryan forced the coaches to insert him into the starting lineup at center. Cook would produce 69 knockdowns while starting the final eight games of 2002. He went on to become a three-time first-team All-Mountain West honoree from 2003-05 and a second round draft choice of the Vikings in the 2006 NFL Draft.

PRO CAREER

CAREER TRANSACTIONS: Signed by Miami as a free agent on September 5, 2011 . . . Was released by the Minnesota Vikings on September 3, 2011 . . . Originally was a second-round pick (51st overall) of the Vikings in the 2006 NFL Draft.

2011 - Played in six games with Miami . . . Did not play once, and was inactive for nine games . . . Made his Dolphins debut in a reserve role at N.Y. Giants (10/30).

2010 - Played in all 16 games with seven starts for Minnesota . . . Started at center and right guard when injuries sidelined the regulars at those positions . . . Started at center for John Sullivan at NY Jets (10/11) on Monday Night Football . . . Opened the final six games of the season at right guard replacing injured starter Anthony Herrera.

2009 - Played in all 16 games . . . Helped Vikings offense at multiple positions in game at St. Louis (10/11) . . . Took over at right tackle in game at Arizona (12/6) when rookie starter Phil Loadholt left the game due to injury.

2008 - Played in all 16 regular season games with 14 starts . . . Also started playoff contest . . . Paved the way for Adrian Peterson to become the first Vikings running back to lead the NFL in rushing and set team records with 1,760 yards and ten games with 100 or more rushing yards . . . Vikings ranked fifth in the NFL in rushing offense . . . Started first career playoff game in Wild Card contest vs. Philadelphia (1/4/09).

2007 - Started all 16 games . . . Helped Vikings establish team record with 2,634 rushing yards as a team and rank first in the NFL for only the second time in team history . . . Paved the way for Adrian Peterson to rank second in the NFL with 1,341 yards and set a Vikings rookie record . . . Blocked for Peterson's 224-yard rushing day at Chicago (10/14) and NFL-record 296 rushing yards vs. San Diego (11/4).

2006 - Played in six games and started the final three games at right tackle as a rookie . . . Made NFL debut when he rotated at right tackle with Mike Rosenthal vs. Arizona (11/26) . . . Shared time at right tackle with Rosenthal at Chicago (12/3) and at Detroit (12/10) . . . Started his first career game when he opened at right tackle vs. NY Jets (12/17).

COLLEGE

Played in 49 career games, starting the final 44 of his career, at New Mexico (2002-05) . . . Named as a first-team All-Mountain West choice in his final three seasons . . . Joined the football team as a walk-on.

PERSONAL

Was a second team All-State selection and 1st-team All-City choice as a senior and 2nd-team All-City selection as a junior at Cibola High (Albuquerque, NM) . . . Born May 8, 1983 in Albuquerque, N.M.

RYAN COOK'S NFL REGULAR SEASON STATISTICS

GAMES/STARTS: (Minnesota) 2006: 6/3, 2007: 16/16, 2008: 16/14, 2009: 16/0; 2010: 16/7, (Miami) 2011: 6/0 **NFL TOTALS: 76/40**

RYAN COOK'S NFL PLAYOFF STATISTICS

GAMES/STARTS: (Minnesota) 2008: 1/1



TYRONE CULVER

29

SAFETY

HEIGHT: 6-1
WEIGHT: 210
BORN: 7/6/83
ACQUIRED: FA, 2008
COLLEGE: FRESNO STATE '06
NFL: SEVENTH SEASON
DOLPHINS: FIFTH SEASON




FINS FACT

While in high school in Palmdale, Calif., Tyrone participated in a medical magnet program which introduced him to the field of dentistry. Following his playing career, Tyrone hopes to use some of the knowledge gained when he participated in the magnet program to begin a career in the medical field, potentially as an orthodontist.

PRO CAREER

CAREER TRANSACTIONS: Was re-signed as a free agent on October 21, 2008 . . . Waived by the Dolphins on October 14, 2008 . . . Signed by the Dolphins as a free agent on September 2, 2008 . . . Originally the second of the Packers' two selections in the sixth round (185th overall) of the 2006 NFL Draft.

2011 - Played in 12 games with four starts . . . Recorded 29 tackles (22 solo), one sack, one forced fumble, one fumble recovery and a pass defended . . . Added seven special teams tackles . . . Started vs. Denver (10/23) and had three tackles . . . Had five tackles in start at N.Y. Giants (10/30) . . . Registered two tackles including first career sack, tackling Chiefs' quarterback Matt Cassel for a 12-yard loss, in start at Kansas City (11/6) . . . Had a forced and recovered fumble vs. Philadelphia (12/11), coming on the same play, when he forced and recovered a fumble by the Eagles' Curtis Marsh following a lateral to Marsh from DeSean Jackson on a punt return . . . Posted eight tackles at New England (12/24).

2010 - Played in a reserve role in 15 games . . . Finished with 13 tackles (11 solo), one pass defended and a tackle for loss on defense . . . Ranked second on the team with 11 special teams tackles . . . Was inactive for game vs. Tennessee (11/14) . . . Had season-high seven tackles at New England (1/2/10).

2009 - Played in all 16 games with two starts . . . Recorded 19 tackles (16 solo), an interception and four passes defended . . . Finished fourth on the team with 13 special teams tackles and a fumble recovery . . . Had four tackles and an interception vs. New Orleans (10/25), picking off a Drew Brees pass and returning it 23 yards to set up a Dolphins touchdown . . . Started games at New England (11/8) and vs. Pittsburgh (1/3/10).

2008 - Played in 14 regular season games, all in a reserve role . . . Recorded 26 tackles (24 solo), three passes defended and an interception . . . Added ten special team tackles . . . Made his Dolphins debut in a special teams role vs. N.Y. Jets (9/7) . . . Was a special teams standout with a season-high three tackles at New England (9/21) . . . Posted first career interception at Denver (11/2), picking off a Jay Cutler pass on the first play of the fourth quarter . . . Had five tackles and a pass defended vs. New England (11/23) . . . Made six defensive tackles vs. San Francisco (12/14) . . . Finished second on the Dolphins in tackles with six stops at Kansas City

(12/21) . . . Contributed to the defensive effort with six tackles at N.Y. Jets (12/28) . . . Played but did not register a tackle in the AFC Wild Card game against Baltimore (1/4/09).

2007 - Injured his shoulder with Packers on punt coverage in preseason finale at Tennessee (8/30) and was placed on injured reserve two days later.

2006 - Played in 14 games, contributing as the Packers' dime back and also on special teams, and was inactive twice . . . Registered six tackles and broke up a pass . . . Also posted three special teams stops . . . Saw his first NFL action, vs. Chicago (9/10), playing on special teams . . . Made his debut on defense, vs. New Orleans (9/17), playing safety in the dime package, a role he held most of the season . . . Made two solo tackles, the first defensive stops of his career, at Philadelphia (10/2) . . . Inserted in the third quarter for an injured Nick Collins for the remainder of the game at Buffalo (11/5) and recorded his first career pass defended . . . Filled in at free safety in the fourth quarter at Seattle (11/27) after Collins left with a hamstring injury.

COLLEGE

Four-year letterwinner (2002-05) and two-year starter at Fresno State . . . A four-time Academic All-Western Athletic Conference selection . . . Played in 51 games for Fresno State with 26 starts . . . Finished his college career with 178 tackles (101 solo), six tackles for loss, four sacks, three fumble recoveries, two forced fumbles and five interceptions among 14 passes broken up . . . Earned first-team All-WAC honors as a senior in 2005 . . . Started all 13 games at free safety, recording 44 tackles (23 solo), two sacks, two tackles for loss, two forced fumbles, one fumble recovery and two interceptions among seven passes broken up . . . As a junior in 2004, started all 12 games at free safety for the Bulldogs and finished second on the team with a career-high 65 tackles (32 solo) . . . Also recorded two tackles for loss, one sack, one fumble recovery returned for a touchdown and one interception among five passes broken up . . . Saw action in 14 games as a sophomore, earning one start . . . Collected 45 tackles (32 solo), two stops for loss, one sack, one fumble recovery and one pass defended . . . Finished the season with 24 tackles (14 solo) and two interceptions as a reserve free safety . . . Earned the first of four Academic All-WAC honors as well as the Arthur Ashe Sports Scholar Award and Fresno State Scholar-Athlete honors for academic excellence . . . Earned a degree in health science with a pre-dental emphasis.

PERSONAL

Married (Jessica) . . . Has a daughter, Isabella, and a son, Mason . . . Attended Palmdale High School in Los Angeles County, Calif . . . Captured Golden League Defensive Player of the Year honors as a senior safety (2000) . . . Also earned team MVP honors in 2000 . . . Selected as member of the 2000 Los Angeles Times All-Star Team and was a Los Angeles Daily News All-Star honoree . . . Earned first-team All-CIF and All-Golden League distinction . . . Honored as a Southern Section Scholar-Athlete . . . Also played guard (basketball) and shortstop (baseball) . . . Medical magnet program in high school introduced him to the field of dentistry . . . Aspires to become an orthodontist or chiropractor after football . . . His 39½-inch vertical leap is a testament to his overall athletic ability . . . Plays golf in his spare time, also enjoys fishing, playing video games, going to the beach and is learning to play guitar . . . Has participated in the Miami Dolphins Foundation Fishing and Golf Tournaments and the Dolphins annual Thanksgiving meal giveaway . . . Helped deliver furniture to a family in Homestead selected by the Miami-Dade schools as part of the team's Rooms To Go program . . . Handed out backpacks to South Florida youth as part of the Kids and Fins Back to School Kickoff event . . . Shopped with children in need from local schools as part of the Kids and Fins Publix Shopping Spree . . . Participated in the All-Community Team in which he donates a block of tickets for every home game to various youth programs . . . Visited Joe DiMaggio Children's Hospital . . . Walked in support of the WalkAbout Autism event at Sun Life Stadium . . . Took part in Pizza and Cupcake Parties in various local schools . . . Helped refurbish a military veteran's home through Rebuilding Together . . . Full name is Lanell Tyrone Culver, born July 6, 1983 in Lancaster, Calif.

TYRONE CULVER'S NFL REGULAR SEASON STATISTICS

| YEAR | TEAM | GP | GS | TACKLES | | | | | INTERCEPTIONS | | | | | FUMBLES | | |
|---------------------|-----------|-----------------|----------|------------|-----------|-----------|------------|-------------|---------------|-----------|-----------|----------|-----------|----------|----------|----------|
| | | | | TOT | SOLO | ASST | SK | YDS | NO | YDS | LG | TD | PD | FF | FR | YDS |
| 2006 | Green Bay | 14 | 0 | 9 | 7 | 2 | 0 | 0.0 | 0 | 0 | — | 0 | 1 | 0 | 0 | 0 |
| 2007 | Green Bay | INJURED RESERVE | | | | | | | | | | | | | | |
| 2008 | Miami | 15 | 0 | 35 | 27 | 8 | 0 | 0.0 | 1 | 1 | 1 | 0 | 3 | 0 | 0 | 0 |
| 2009 | Miami | 16 | 2 | 19 | 16 | 3 | 0 | 0.0 | 1 | 23 | 23 | 0 | 4 | 0 | 0 | 0 |
| 2010 | Miami | 15 | 0 | 13 | 11 | 2 | 0 | 0.0 | 0 | 0 | — | 0 | 1 | 0 | 0 | 0 |
| 2011 | Miami | 16 | 4 | 28 | 21 | 7 | 1.0 | 12.0 | 0 | 0 | — | 0 | 1 | 1 | 1 | 0 |
| NFL TOTALS | | 76 | 6 | 104 | 82 | 22 | 1.0 | 12.0 | 2 | 24 | 23 | 0 | 10 | 1 | 1 | 0 |
| MIAMI TOTALS | | 62 | 6 | 95 | 75 | 20 | 1.0 | 12.0 | 2 | 24 | 23 | 0 | 9 | 1 | 1 | 0 |

TYRONE CULVER'S NFL PLAYOFF STATISTICS

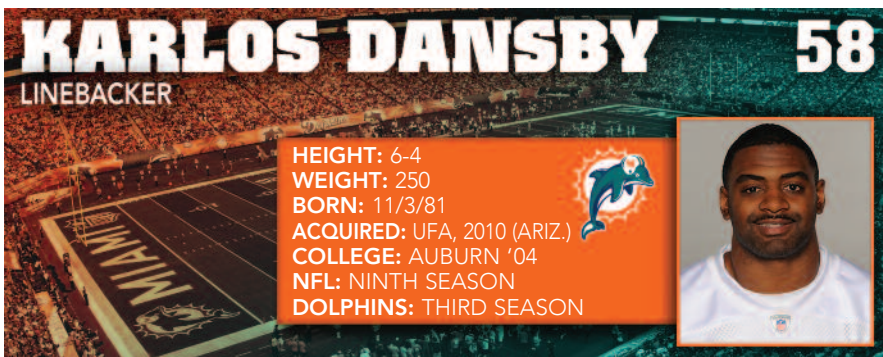
| YEAR | TEAM | GP | GS | TACKLES | | | | | INTERCEPTIONS | | | | | FUMBLES | | |
|------|-------|----|----|---------|------|------|-----|-----|---------------|-----|----|----|----|---------|----|-----|
| | | | | TOT | SOLO | ASST | SK | YDS | NO | YDS | LG | TD | PD | FF | FR | YDS |
| 2008 | Miami | 1 | 0 | 0 | 0 | 0 | 0.0 | 0.0 | 0 | 0 | — | 0 | 0 | 0 | 0 | 0 |

ADDITIONAL STATS

Special Teams Tackles: (Green Bay) 3 in 2006, (Miami) 10 in 2008, 13 in 2009, 11 in 2010, 7 in 2011 for a total of 44

Special Teams Fumble Recoveries: 1 in 2009, 1 in 2011 for total of 2

Special Teams Forced Fumbles: 1 in 2011





KARLOS DANSBY

LINEBACKER

58

HEIGHT: 6-4
WEIGHT: 250
BORN: 11/3/81
ACQUIRED: UFA, 2010 (ARIZ.)
COLLEGE: AUBURN '04
NFL: NINTH SEASON
DOLPHINS: THIRD SEASON

FINS FACT

Karlos held his third Karlos Dansby All-Star Football Camp at Spain Park, Ala., this past off-season. In attendance were more than 500 children and teens. The camp taught fundamentals like tackling, hustle and technique, the bare essentials of the game. "We're just teaching them the fundamentals of football," Karlos said. "It's a beautiful situation. It's a blessing to come back and have all the kids come out."

PRO CAREER

CAREER TRANSACTIONS: Signed as an unrestricted free agent from Arizona by the Dolphins on March 5, 2010 . . . Originally a second-round draft choice (33rd overall) by the Arizona Cardinals in the 2004 NFL Draft.

2011 - Started all 16 games . . . Finished third on the team with 103 tackles and added two sacks for 13 yards in losses and one interception which he returned for 14 yards . . . It marked the first time as a Dolphin and the fifth time in his career he recorded 100 or more tackles in a season . . . Along with Yeremiah Bell (107 tackles) and Kevin Burnett (105 tackles), it marked the first time the Dolphins had three players record 100 or more tackles in the same season . . . Led the Dolphins in tackles five times and finished second five times . . . Had four games of double figure tackles . . . Finished tied for second on the team with five tackles at San Diego (10/2) . . . Posted six stops, including one sack, tackling Jets running back LaDainian

Tomlinson on a halfback pass play for a two-yard loss vs. N.Y. Jets (10/17) . . . Led the Dolphins with 13 tackles vs. Denver (10/23) . . . Finished tied for second on the team with seven tackles at N.Y. Giants (10/30) . . . Ranked second on the team with 11 tackles at Kansas City (11/6) . . . Led the Dolphins with 10 tackles vs. Washington (11/13), including one sack, tackling Redskins quarterback Rex Grossman for an 11-yard loss . . . Also added an interception, picking off a Grossman pass and returning it 14 yards . . . It marked the second time in Dansby's career he recorded both a sack and an interception in the same game; he also did that on Sept. 11, 2005 at the New York Giants as a member of the Arizona Cardinals when he had two interceptions and a sack . . . Finished tied for second on the team with four tackles vs. Buffalo (11/20) . . . Had team-high seven tackles vs. Oakland (12/4) . . . Led the Dolphins with nine tackles and added a pass defense vs. Philadelphia (12/11) . . . Registered 13 tackles at New England (12/24) . . .

SACKS AND INTERCEPTIONS: Dansby is one of six active players with at least 30 sacks and ten interceptions:

ACTIVE PLAYERS WITH 30 SACKS AND TEN INTERCEPTIONS

| PLAYER | TEAM | YEARS | SACKS | INT |
|----------------------|-----------------------|------------------|-------------|-----------|
| KARLOS DANSBY | ARIZONA, MIAMI | 2004-2011 | 30.5 | 11 |
| James Farrior | N.Y. Jets, Pitts. | 1997-2011 | 35.5 | 11 |
| London Fletcher | St. L., Buf., Was. | 1998-2011 | 34.0 | 18 |
| Ray Lewis | Baltimore | 1996-2011 | 40.5 | 31 |
| Joey Porter | Pitt., Mia., Ariz. | 1999-2011 | 98.0 | 12 |
| Brian Urlacher | Chicago | 2000-2011 | 41.5 | 21 |

2010 - Played in 14 games with 13 as a starter for Miami . . . Finished the season ranked third on the team with 96 tackles (79 solo) and ranked tied for third on the team with three sacks for 20 yards in losses . . . Led the team in tackles six times and finished second twice . . . Had two Made Dolphins debut in a starting role at Buffalo (9/12) and tied for the team lead in tackles with eight stops along with one sack, tackling Trent Edwards for a nine-yard loss . . . Registered nine tackles and one pass defended at Minnesota (9/19) . . . Made a key tackle of Vikings running back Adrian Peterson for no gain on fourth-and-one at the Dolphins one-yard line with 2:21 left in the contest to preserve the Dolphins' 14-10 lead that would eventually be the final score . . . Finished second on the team with eight tackles vs. N.Y. Jets (9/26)...Tied for the team lead in tackles vs. Pittsburgh (10/24) with nine stops . . . Registered eight tackles at Cincinnati (10/31) . . . Led the Dolphins with ten tackles at Baltimore (11/7) . . . Tied for the team lead with eight tackles vs. Tennessee (11/14) in a performance that also included a forced fumble, forcing a Bo Scaife fumble on the Titans' first possession of the game that was recovered by Chris Clemons . . . The Dolphins went on to score a touchdown as a result of that fumble . . . Led the team in tackles with ten stops vs. Chicago (11/18) along with one sack, tackling Bears quarterback Jay Cutler for a seven-yard loss . . . Topped the team with nine tackles along with one sack, tackling quarterback Mark Sanchez for a four-yard loss, at N.Y. Jets (12/12) . . . The sack came during the Jets' last possession of the game and helped seal Miami's 10-6 win . . . Was inactive vs. Detroit (12/26) with a toe injury . . . Placed on injured reserve on Dec. 31.

2009 - Started all 16 regular season games for Arizona . . . Marked the second straight year he started all regular season games . . . Named team captain prior to the season opener . . . Led the team with 113 tackles (90 solo) during the regular season and added one sack, an interception and a forced fumble . . . Marked the third consecutive season and the fourth time in the previous five years he surpassed 100 tackles . . . Eclipsed 400 career tackles and tied for the team-high with seven hits vs. San Francisco (9/13) . . . Helped limit the 49ers to 21 yards on 25 carries, the third lowest rushing total in San Francisco history . . . Led linebackers with six tackles and forced a fumble on a third down sack of David Garrard at Jacksonville (9/20) . . . Tied for team lead with 10 tackles vs. Indianapolis (9/27) . . . Part of defense vs. Houston (10/11) that held the Texans to 45 yards rushing on 21 attempts and prevented Houston from scoring from the one-yard line on three consecutive plays with under one minute to play . . . Led defense at Seattle (10/18) to limit Seahawks to their lowest rushing output in franchise history (14 yards on 11 attempts) as well as 128 total net yards, the lowest yardage output by an opponent since 1990 . . . Totaled team-high 10 tackles at N.Y. Giants (10/25) and helped hold New York to 40 yards below their season average in rushing yards per game . . . Registered team-high 10 tackles vs. Carolina (11/1) . . . Led Cardinals with nine tackles and a half sack vs. Seattle (11/15) . . . Totaled team-high nine tackles with one pass defended and an interception vs. Minnesota (12/6) . . . Recorded team-high

six solo tackles vs. St. Louis (12/27), which marked the eighth game in 2009 he led or tied for the team lead in tackles . . .

PLAYOFFS: Started both playoff contests . . . Finished tied for second on the team with 14 postseason tackles . . . Played a part in all three Cardinals takeaways in NFC Wild Card Playoff game vs. Green Bay (1/10/10), including a 17-yard game winning fumble return for a touchdown in overtime . . . Also deflected a pass into the hands of Dominique Rodgers-Cromartie that led to a Cards touchdown and 7-0 lead . . . On the next possession forced a fumble by Donald Driver at the Green Bay 22-yard line to set up another TD and put Arizona up 14-0 . . . Tied postseason career-high with team leading 10 tackles and a pass defended at New Orleans (1/16/10) in NFC Divisional Playoff game.

2008 - Started all 16 regular season games . . . Marked the first time in his career he played in all 16 regular season games . . . Named defensive team captain prior to season opener . . . Led the team with a career-high 128 tackles (100 solo) . . . Added four sacks, two interceptions, three fumble recoveries and two forced fumbles . . . Collected seven solo tackles and a fumble recovery in season opener at San Francisco (9/7) . . . Forced and recovered a fumble during a second quarter sack of quarterback Jake Delhomme while also recording nine tackles and one quarterback hit vs. Carolina (10/26) . . . Recovered fumble at the Panther five-yard-line leading to an Arizona touchdown on the next play to go up 10-0 . . . Led team with 10 tackles, two quarterback hits and returned an interception a career-long 34 yards to the 49ers five-yard-line vs. San Francisco (11/10) . . . Registered 10 tackles vs. N.Y. Giants (11/23) and helped to hold the league's top ranked rushing offense, at the time, to 87 yards on 27 carries . . . Posted season-high 11 tackles and recovered a fumble vs. St. Louis (12/7) . . .

PLAYOFFS: Started all four playoff games as Cardinals advanced to Super Bowl XLIII . . . Recorded a team-high 37 tackles and six tackles for loss during the postseason . . . Started first career playoff game and led the team with three tackles for loss while he led linebackers with 10 tackles vs. Atlanta (1/3/09) . . . Part of defense that held the Falcons, the second best rushing team in the NFL during the regular season with 152.7 yards per game average, to just 60 yards on 24 carries (2.5 avg.) . . . Registered team-high 10 tackles at Carolina (1/10/09) . . . Recorded first career postseason interception and led team with eight tackles in Super Bowl XLIII vs. Pittsburgh (2/1/09).

2007 - Started all 14 regular season games in which he played . . . Recorded team-high 117 tackles (85 solo) and added 3.5 sacks, three interceptions and four forced fumbles . . . Led team with 12 total tackles, a half sack and a forced fumble in season opener at San Francisco (9/10) . . . Registered a career-high tying two sacks at Baltimore (9/23) . . . Helped hold Willie Parker, the NFL's leading rusher heading into the game, to just 37 yards on 19 carries vs. Pittsburgh (9/30) . . . Led Cardinals with career-high 17 total tackles and 13 unassisted tackles at St. Louis (10/7) . . . Left game in first quarter due to a knee injury vs. Carolina (10/14) . . . Missed next two games due to injury . . . Named NFC Defensive Player of the Week for efforts vs. Detroit (11/11) in first game back from knee injury by recording two interceptions, one forced fumble, one pass defended, four tackles, one quarterback pressure and one tackle for loss . . . Marked second multi-interception outing of career . . . Helped hold Lions to -18 rushing yards, which is the lowest total in the modern era . . . Registered an interception at Cincinnati (11/18) to mark first time in his career he recorded an interception in consecutive games . . . Led team with 13 tackles and one forced fumble at Seattle (12/9) . . . Registered 10 tackles and a forced fumble that would result in a Cardinals offensive touchdown at New Orleans (12/16).

2006 - Played in 14 games with ten starts . . . Recorded 94 tackles (75 solo), eight sacks, three forced fumbles and a fumble recovery . . . Battled numerous injuries which caused him to miss training camp . . . Collected two tackles and a pass defended in return to action at Seattle (9/17) . . . Recorded nine solo tackles, two sacks and a forced fumble vs. Kansas City (10/8) . . . Recorded five tackles in first start of the year vs. Chicago (10/16) . . . Registered two tackles, a sack and a fumble recovery before leaving game in second quarter with a hip flexor at Oakland (10/22) . . . Inactive at Green Bay (10/29) . . . Returned to action with 12 tackles vs. Dallas (11/12) . . . Compiled 10 tackles and two sacks at Minnesota (11/26) . . . Led team with 12 tackles and a forced fumble vs. Seattle (12/10) . . . Shared team lead with eight tackles while also adding a sack and a forced fumble at San Francisco (12/24) . . . Recorded eight tackles and posted his third multi-sack game of the season at San Diego (12/31).

2005 - Started all 15 games in which he played . . . Recorded 103 tackles (81 solo) and added four sacks, three interceptions (with two returned for touchdowns), two forced fumbles and a pair of fumble recoveries . . . Registered two interceptions, including one that was returned 18 yards for a touchdown, a sack and three solo tackles at N.Y. Giants (9/11) . . .

Posted his second sack in as many games vs. St. Louis (9/18) . . . Registered 10 tackles vs. Carolina (10/9) . . . Registered 11 tackles and one sack, a forced fumble and a fumble recovery vs. Tennessee (10/23) . . . Recorded two tackles before leaving the game with a groin injury at Detroit (11/13) . . . Deactivated with a groin injury at St. Louis (11/20) . . . Returned to start vs. Jacksonville (11/27) and recorded nine tackles . . . Intercepted Eagles quarterback Mike McMahon and returned it 11 yards for a touchdown, his second of the season and added five tackles and one pass defense vs. Philadelphia (12/24) . . . His two interception returns for a touchdown were the most by a Cardinals linebacker in one season . . . Recorded team-high 10 tackles at Indianapolis (1/1/06).

2004 – Played in 15 games with 12 starts as a rookie . . . Recorded 68 tackles (55 solo), five sacks, an interception, three fumble recoveries and a forced fumble . . . Named to Pro Football Weekly's All-Rookie team. . . Played in reserve role in season opener at St. Louis (9/12) and recorded four tackles on defense and one stop on special teams. . . Recorded the first start and sack of his career at Atlanta (9/26) and recovered a Michael Vick fumble in the Arizona redzone . . . Recorded two tackles and one quarterback hurry vs. New Orleans (10/3) . . . Recorded four tackles and a fumble recovery at San Francisco (10/10) . . . Intercepted a Matt Hasselbeck pass vs. Seattle (10/24) . . . Recovered his third fumble of the season and recorded a sack at Miami (11/7) . . . Deactivated for contest at Carolina (11/21) due to a neck and shoulder injury sustained against the N.Y. Giants the previous week . . . Posted seven stops and a quarterback pressure which led to an interception vs. Tampa Bay (1/2/05).

COLLEGE

Played in 36 games at Auburn . . . Recorded 218 tackles (128 solo) with 10 quarterback sacks for minus 70 yards, 31 stops for losses of 123 yards, seven forced fumbles, two fumble recoveries, 15 pass deflections and eight interceptions . . . Was first-team All-America and a first-team All-Southeastern Conference as a senior in 2003 . . . Named as a semi-finalist for the Butkus Award . . . Posted 84 tackles (50 solo), 5.5 sacks, 13 stops for losses, six pass deflections, 4 caused fumbles . . . Was a first-team All-SEC as a junior in 2002 . . . Recorded 76 tackles (32 solo), four sacks, 10 stops for losses, three interceptions, four pass deflections and fumble recoveries and two caused fumbles . . . Began Auburn career at strong safety, shifting to outside linebacker as a sophomore . . . Majored in sociology.

PERSONAL

Attended Woodlawn High School in Birmingham, Ala. . . Was an all-state linebacker and wide receiver . . . Caught 51 passes for 857 yards and five touchdowns on offense with 81 tackles, six sacks, three interceptions, and two fumble recoveries on defense as a senior . . . Played basketball, earning all-state honors as a junior . . . Participated in the Miami Dolphins Foundation Fishing Tournament . . . Donated money to help purchase toys and meals for the holidays . . . Formed Dansby's Difference Makers as part of the Dolphins All-Community Legacy Team in which he purchased 100 tickets per home game for local charities . . . Hosts a football camp at Spain Park in his native Alabama . . . Full name is Karlos Montez Dansby, born November 3, 1981 in Birmingham, Ala.

KARLOS DANSBY'S NFL REGULAR SEASON STATISTICS

| YEAR | TEAM | GP | GS | TACKLES | | | | | INTERCEPTIONS | | | | | FUMBLES | | |
|---------------------|---------|------------|------------|------------|------------|------------|-------------|--------------|---------------|------------|-----------|----------|-----------|-----------|----------|----------|
| | | | | TOT | SOLO | ASST | SK | YDS | NO | YDS | LG | TD | PD | FF | FR | YDS |
| 2004 | Arizona | 15 | 12 | 68 | 55 | 13 | 5.0 | 26.0 | 1 | 2 | 0 | 0 | 5 | 1 | 3 | 0 |
| 2005 | Arizona | 15 | 15 | 103 | 81 | 22 | 4.0 | 32.0 | 3 | 31 | 18t | 2 | 4 | 2 | 2 | 0 |
| 2006 | Arizona | 14 | 10 | 94 | 75 | 19 | 8.0 | 47.0 | 0 | 0 | 0 | 0 | 5 | 3 | 1 | 0 |
| 2007 | Arizona | 14 | 14 | 117 | 85 | 32 | 3.5 | 27.0 | 3 | 55 | 28 | 0 | 8 | 4 | 0 | 0 |
| 2008 | Arizona | 16 | 16 | 128 | 100 | 28 | 4.0 | 39.0 | 2 | 47 | 34 | 0 | 1 | 2 | 3 | 0 |
| 2009 | Arizona | 16 | 16 | 113 | 90 | 23 | 1.0 | 4.0 | 1 | 11 | 11 | 0 | 4 | 1 | 0 | 0 |
| 2010 | Miami | 14 | 13 | 96 | 79 | 17 | 3.0 | 20.0 | 0 | 0 | 0 | 0 | 4 | 2 | 0 | 0 |
| 2011 | Miami | 16 | 15 | 103 | 88 | 15 | 2.0 | 13.0 | 1 | 14 | 14 | 0 | 4 | 1 | 0 | 0 |
| NFL TOTALS | | 120 | 111 | 822 | 653 | 169 | 30.5 | 208.0 | 11 | 160 | 34 | 2 | 35 | 16 | 9 | 0 |
| MIAMI TOTALS | | 30 | 28 | 199 | 167 | 32 | 5.0 | 33.0 | 1 | 14 | 14 | 0 | 8 | 3 | 0 | 0 |

KARLOS DANSBY'S NFL PLAYOFF STATISTICS

| YEAR | TEAM | GP | GS | TACKLES | | | | | INTERCEPTIONS | | | | | FUMBLES | | |
|----------------|---------|----|----|---------|------|------|-----|-----|---------------|-----|----|----|----|---------|----|-----|
| | | | | TOT | SOLO | ASST | SK | YDS | NO | YDS | LG | TD | PD | FF | FR | YDS |
| 2008 | Arizona | 4 | 4 | 37 | 28 | 9 | 0.0 | 0.0 | 1 | -1 | -1 | 0 | 3 | 0 | 0 | 0 |
| 2009 | Arizona | 2 | 2 | 14 | 12 | 2 | 0.0 | 0.0 | 0 | 0 | 0 | 0 | 2 | 1 | 1 | 17 |
| PLAYOFF TOTALS | | 6 | 6 | 51 | 40 | 11 | 0.0 | 0.0 | 1 | -1 | -1 | 0 | 5 | 1 | 1 | 17 |

ADDITIONAL STATS

Defensive Touchdowns: 18-yard interception return at N.Y. Giants (9/11/05); 11-yard interception return vs. Philadelphia (12/24/05)

Special Teams Tackles: 10 in 2004, 3 in 2005, 1 in 2007 for total of 14

SINGLE-GAME HIGHS

Tackles:

17 at St. Louis, 10/7/07

Solo Tackles:

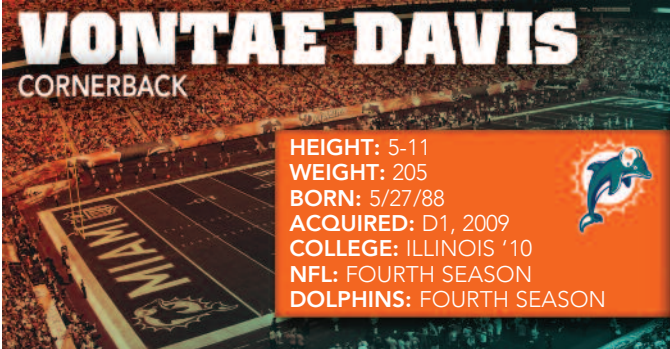
13 at St. Louis, 10/7/07

Sacks:

2.0 Five times (last: at Baltimore, 9/23/07)

Interceptions:

2 Two times (last: vs. Detroit, 11/11/07)





VONTAE DAVIS

CORNERBACK

21

HEIGHT: 5-11
WEIGHT: 205
BORN: 5/27/88
ACQUIRED: D1, 2009
COLLEGE: ILLINOIS '10
NFL: FOURTH SEASON
DOLPHINS: FOURTH SEASON

FINS FACT

Vontae, along with his brother, San Francisco 49ers tight end, Vernon, recently formed their own charity foundation, The Davis Family Foundation, with proceeds going to support the arts, mothers and fathers that are battling addiction and to encouraging kids to stay healthy and active. This past offseason, the brothers travelled on a relief trip to the war-torn countries of Uganda and Rwanda on the continent of Africa. They went along with several fellow NFL players representing Pros For Africa, to provide much needed food, clean drinking water, hearing aids, shoes and clothes, medical and dental care, financial assistance and more to women and children who've been victimized and orphaned. "You have to look back and recognize the people that don't have the opportunity that we had," Vontae said. "As a kid I used to see those shows on Africa and how they needed help and supplies and I always wanted to be one of those people to actually go there and help them out."

PRO CAREER

CAREER TRANSACTIONS: Originally a first-round draft choice (25th overall) of Miami in the 2009 draft.

2010 - Started 12 games and was inactive four four contests, three of those due to a hamstring injury . . . Recorded 43 tackles (39 solo) and led the team with four interceptions, which he returned for 60 yards . . . Tied for first on the team with eight passes defended and had one sack for seven yards in losses . . . Posted six stops vs. Houston (9/18) despite missing some of the game with a hamstring injury . . . Had four tackles and an interception vs. Washington (11/13), picking off a Rex Grossman pass and returning it 28 yards . . . Recorded five tackles and an interception at Dallas (11/23), picking off a Tony Romo pass and returning it 25 yards . . . Had four tackles including his first career sack vs. Oakland (12/4), tackling Raiders quarterback Carson Palmer for a seven yard loss . . . Had five tackles and a career-high two interceptions at Buffalo (12/18), picking off Bills quarterback Ryan Fitzpatrick twice for a total of seven yards in returns.

2010 - Played in all 16 games with 15 starts . . . Finished fifth on the Dolphins with 51 tackles (43 solo), was first with 12 passes defended and had one interception without a return . . . Had six tackles and two passes defended at Minnesota (9/19), including one interception, picking off a Brett Favre pass without a return . . . Matched against the Patriots' Randy Moss the majority of the game vs. New England (10/4), he helped hold the receiver without a catch for only the fifth time in Moss' career . . . Had seven tackles and one pass defended at Baltimore (11/7) . . . Matched up against the Titans' Randy Moss the majority of the game vs. Tennessee (11/14), he helped hold the receiver to one catch for 26 yards . . . Did not start but finished second on the team with five stops at Oakland (11/28) . . . Finished tied for second on the squad with four tackles vs. Cleveland (12/5).

2009 - Played in all 16 games with nine starts . . . Named to All-Rookie team of Pro Football Weekly/Pro Football Writers Association . . . Recorded 49 tackles (45 solo), 11 passes defended and a team-high four interceptions, which he returned for 64 yards with one touchdown . . . Tied for tenth in the AFC with four interceptions . . . Saw reserve action for first seven games of season . . . Had two tackles and an interception vs. Buffalo (10/4), picking off a Trent Edwards pass and returning it 23 yards for his first career touchdown . . . It was the first interception for a touchdown by a Dolphin (and the first by a Dolphins rookie) since DE Philip Merling picked off a Brett Favre pass and returned it 25 yards for a TD on Dec. 28, 2008 at the N.Y. Jets . . . It was the first INT for a touchdown by a Dolphins defensive back since Nov. 2, 2008 when CB Will Allen picked off a Jay Cutler pass for a 32-yard touchdown return at Denver . . . Made his first career start vs. N.Y. Jets (11/1) in place of Will Allen (who was placed on injured reserve on Oct. 27th) and had six tackles and two passes defended . . . Had six tackles and two passes defended at New England (11/8), including one interception, picking off a Tom Brady pass and returning it 15 yards . . . Had three tackles and one interception vs. New England (12/6), picking off a Tom Brady pass in the end zone for a touchback . . . Registered three tackles, one pass defended and an interception at Tennessee (12/20), coming when he picked off a Vince Young pass in the first series of the game and returned it 26 yards . . . Finished second on the team in tackles with six stops and added two passes defended vs. Houston (12/27) . . . First-round draft choice (25th overall) . . .

ROOKIE STARTERS: With nine starts in 2009, Davis tied for sixth place for most starts made by Dolphins rookie cornerback . . . Made his first NFL start at N.Y. Jets (11/1), and along with Sean Smith starting at the other cornerback position, it marked the first time in Dolphins history that rookies started at both corner positions . . . In addition, another rookie, Chris Clemons, started at safety, marking the first time in team history rookies started at three of the four secondary positions . . .

MOST STARTS BY DOLPHINS ROOKIE CORNERBACKS

| PLAYER | STARTS | YEAR |
|---------------------|----------|-------------|
| 1. Sean Smith | 16 | 2009 |
| 2. Curtis Johnson | 14 | 1970 |
| Travis Daniels | 14 | 2005 |
| 4. Don McNeal | 13 | 1980 |
| 5. Troy Vincent | 11 | 1992 |
| 6. Lloyd Mumphord | 9 | 1969 |
| VONTAE DAVIS | 9 | 2009 |

ROOKIE INTERCEPTIONS: Davis led the Dolphins with four interceptions and became the first Dolphins rookie to lead the team in INTs since safety Louis Oliver had four INTs in 1989 . . . He also was one of only two rookie cornerbacks ever to lead the Dolphins in interceptions, along with Lloyd Mumphord, who had five INTs in his rookie season in 1969 . . . Davis' four interceptions ranks tied for fifth among Dolphins rookies in INTs:

MOST INTERCEPTIONS, DOLPHINS ROOKIE SEASON

| PLAYER | YEAR | INTs |
|------------------------|-------------|----------|
| 1. Dick Anderson | 1968 | 8 |
| 2. Lloyd Mumphord | 1969 | 5 |
| Jake Scott | 1970 | 5 |
| Don McNeal | 1980 | 5 |
| 5. VONTAE DAVIS | 2009 | 4 |
| Gerald Small | 1978 | 4 |
| Jarvis Williams | 1988 | 4 |
| Louis Oliver | 1989 | 4 |

COLLEGE

Three-year starter (2006-08) at cornerback at Illinois . . . Started 34 of 36 games he played . . . Posted career statistics of 206 tackles (139 solo), seven interceptions, three forced fumbles, two fumble recoveries and 22 passes defended . . . Also added nine kickoff returns for 215 yards (23.9 avg.) . . . Returned a blocked punt for a touchdown . . . Started 11 of the 12 games in which he played at cornerback as a junior in 2008 . . . Named as a consensus All-Big Ten Conference first-team selection . . . Posted a career-high 78 tackles (53 solo) and tied for second in the conference with three forced fumbles . . . Also recorded two interceptions, eight passes defended and recovered a fumble . . . Started all 12 games as a sophomore in 2007 . . . Was the only sophomore semifinalist for the Jim Thorpe Award . . . Selected All-Big Ten Conference first-team by the league's coaches and earned second-team honors from the media . . . Recorded 76 tackles (56 solo) and ranked sixth in the league with eight pass deflections and four interceptions . . . Blocked two punts for 31 yards in returns, including a touchdown . . . Added 116 yards on four kickoff returns (29.0 avg.) . . . Started 11 of the 12 games in which he played as a freshman in 2006 . . . Honored as a Freshman All-American selection by The Sporting News, Scout.com and Rivals.com . . . Earned honorable mention All-Big Ten Conference honors by both the coaches and the media . . . Named the team's Rookie of the Year . . . Recorded 52 tackles (30 solo), an interception, a fumble recovery and six passes defended . . . Posted an interception in his first collegiate game, against Eastern Illinois . . . Majored in speech communications.

PERSONAL

Attended Dunbar Senior High School in Washington, D.C. . . . Selected as a Prep Star All-American and Washington D.C. Gatorade Player of the Year . . . Rated the top recruit in the Washington D.C. area . . . Was named to the Washington Post All-Metro team, in addition to picking up DCIAA West first-team all-conference honors . . . Had eight interceptions and 38 solo tackles as a senior . . . Added 25 receptions for 612 yards and recorded more than 1,000 all-purpose yards . . . Led Dunbar High to a 9-2 record and a win in the Turkey Bowl, the DCIAA city championship game . . . Also lettered in track . . . Brother, Vernon, played tight end at Maryland and was the sixth overall pick in the 2006 NFL Draft by the San Francisco 49ers . . . They were the third set of brothers (now four overall) to both be first-round NFL draft choices, joining Eli (2004, QB, 1st overall, San Diego/Traded to New York Giants) and Peyton Manning (1998, QB, 1st overall, Indianapolis), Jerome (2003, DE, 15th overall, Philadelphia) and Stocker McDougle (2000, T, 20th overall, Detroit) as well as Maurkice (2010, C, 18th overall, Pittsburgh) and Mike Pouncey (2011, G/C, 15th overall, Miami) . . . Growing up, his favorite sports team was the Washington Redskins and Champ Bailey was his favorite athlete . . . Lists "Friday Night Lights" as favorite television show . . . Hosted a grandparent's appreciation event in his hometown of Washington D.C. . . . Participated in the NFL's Take A Player To School program . . . Visited Homestead Air Force Base and the U.S.S. Jason Dubnam . . . Purchased and gave away Thanksgiving meals and Holiday toys . . . Part of the defensive backfield which participated in the All-Community Team in which they donated a block of tickets for every home game to various youth programs . . . Participated in the Touchdown For Life Blood Drive and an NFL Play60 event at Homestead Elementary . . . Enjoys playing video games . . . Full name is Vontae O. Davis, born May 27, 1988 in Washington, D.C.

VONTAE DAVIS' NFL REGULAR SEASON STATISTICS

| YEAR | TEAM | GP | GS | TACKLES | | | | | INTERCEPTIONS | | | | | FUMBLES | | |
|-------------------|-------|-----------|-----------|------------|------------|-----------|------------|------------|---------------|------------|-----------|----------|-----------|----------|----------|----------|
| | | | | TOT | SOLO | ASST | SK | YDS | NO | YDS | LG | TD | PD | FF | FR | YDS |
| 2009 | Miami | 16 | 9 | 49 | 45 | 4 | 0.0 | 0.0 | 4 | 64 | 26 | 1 | 11 | 0 | 0 | 0 |
| 2010 | Miami | 16 | 15 | 51 | 43 | 8 | 0.0 | 0.0 | 1 | 0 | 0 | 0 | 12 | 0 | 0 | 0 |
| 2011 | Miami | 12 | 12 | 43 | 39 | 4 | 1.0 | 7.0 | 4 | 60 | 28 | 0 | 8 | 0 | 0 | 0 |
| NFL TOTALS | | 44 | 36 | 143 | 127 | 16 | 1.0 | 7.0 | 9 | 124 | 28 | 0 | 31 | 0 | 0 | 0 |

ADDITIONAL STATS

Defensive Touchdowns: 23-yard interception return vs. Buffalo (10/4/09).

Special Teams Tackles: 4 in 2009, 3 in 2010 for total of 7.


Special Teams Forced Fumbles: 1 in 2010.


JOHN DENNEY

LONG SNAPPER

92

HEIGHT: 6-5
 WEIGHT: 255
 BORN: 12/13/78
 ACQUIRED: FA, 2005
 COLLEGE: BRIGHAM YOUNG '05
 NFL: EIGHTH SEASON
 DOLPHINS: EIGHTH SEASON





FINNS FACT After graduating from high school in 1997, John spent two years serving a Spanish-speaking Church mission to Morristown, New Jersey. That experience taught him one major lesson in life. “Rejection,” he says. “Day after day, you try to do your best. Some days go smoother than others, but sometimes people don’t open their doors to you. You can’t blame them. You’ve got to understand and do all you can do to just control what you can control, and the rest will fall into place.”

PRO CAREER **CAREER PRO BOWL SELECTIONS:** 1 (2010)

CAREER TRANSACTIONS: Was signed by the Dolphins as an undrafted college free agent on April 29, 2005.

2011 - Served as the long snapper all 16 games . . . Recorded four special teams tackles . . . Has played in all 112 games of his seven-year career with the Dolphins . . . Posted a season-high two special teams solo tackles vs. New England (9/12) . . . Had one special teams tackle at Denver (10/23) and at N.Y. Giants (10/30) . . .

MOST CONSECUTIVE GAMES PLAYED: Denney has not missed a game in his seven NFL seasons, having played in 112 consecutive games entering the 2012 season . . . That streak is the seventh-longest in team history:

MOST CONSECUTIVE GAMES PLAYED IN DOLPHINS HISTORY

| PLAYER | CONSECUTIVE GAMES PLAYED | STREAK |
|-----------------------|--------------------------|---|
| 1. Jason Taylor | 130 | 15th in 1999 through 16th in 2007 |
| 2. Jim Langer | 128 | 10th in 1970 through 9th in 1979 |
| 3. Garo Yepremian | 127 | 2nd in 1970 through 16th in 1978 |
| 4. Bob Baumhower | 125 | 1st in 1977 through 14th in 1984 |
| 5. Richmond Webb | 118 | 3rd in 1991 through 8th in 1998 |
| 6. Olindo Mare | 116 | 1st in 1997 through 4th in 2004 |
| 7. JOHN DENNEY | 112* | 1ST IN 2005 THROUGH 16TH IN 2011 |

* active

2010 - Served as the long snapper all 16 games . . . Recorded four special teams tackles . . . Added to the 2011 AFC Pro Bowl team as the squad’s 43rd player (coach’s selection) . . . Became the second Dolphins “need” player added to a Pro Bowl team in franchise history, along with linebacker Zach Thomas in 2000 . . . In addition, he also became only the second non-punting or kicking Dolphins special teams player named to an AFC Pro Bowl squad in Dolphins history, joining special teamer Larry Izzo, a 2000 selection.

2009 - Served as a long snapper all 16 games . . . Recorded seven special teams tackles . . . Had three special teams tackles at Atlanta (9/13).

2008 - Saw action in all 16 games as the Dolphins long-snapper . . . Recorded four special teams tackles during regular season action . . . Registered one special teams tackle during the AFC Wild Card playoff game against the Ravens (1/4/09).

2007 - Played in all 16 games, solely on special teams . . . Contributed three tackles on the punt coverage unit.

2006 - Participated in every contest, all on special teams . . . Registered five tackles on punt coverage unit over the course of the season, in addition to a fumble recovery . . . Notched two tackles and a fumble recovery in Monday night game vs. N.Y. Jets (12/25) . . . Pounced on a Brad Kassell fumbled punt at the Jets' 42 in the fourth quarter, leading to an Olindo Mare field goal eight plays later, tying the game at 10-10.

2005 - Beat out incumbent Ed Perry for the long-snapping duties following the preseason and held the spot for all of 2005 . . . Was the only undrafted rookie to spend all 16 games on the team's 53-man roster . . . Participated in every contest, all on special teams . . . Registered five tackles on punt coverage unit over the course of the season, including two at San Diego (12/11) . . . Part of a unit that yielded just 4.9 yards per punt return, the second-best figure in the AFC and third in the NFL.

COLLEGE

Lettered three years at BYU (2002-04) . . . As a defensive end, appeared in a total of 32 games, including 29 starts . . . Also handled the long-snapping duties for the Cougars . . . Recorded 94 tackles in his career . . . As a senior, posted 27 tackles, 8.5 stops for loss, 4.5 sacks and a forced fumble as he was chosen to play in the Hula Bowl . . . Amassed 42 tackles, six stops for loss and 4.5 sacks as a junior when he received Academic All-Mountain West Conference honors . . . Redshirted in 2001 after transferring from Ricks Junior College in Rexburg, Idaho, where he played in 2000 . . . Majored in business management.

PERSONAL

Married (Christy) with three sons, Austin, Brock and Wes, and a daughter, Gracie . . . Attended Horizon High School in Thornton, Colorado, where he graduated with National Student-Athlete Honors . . . Has played the violin since age five and still plays it on occasion . . . Enjoys playing golf in spare time . . . Donated time and money for the Dolphins' annual turkey and toy giveaways . . . Has made hospital visits and participated in Hurricane Wilma relief efforts and taken part in the Miami Dolphins Foundation Golf and Fishing Tournaments . . . Also has been part of the "Lift Up America Food Giveaway" event as well as "Rebuilding Together" . . . Took part in the Miami Dolphins Touchdown For Life Blood Drive . . . Joined Special Teams volunteers at Feeding South Florida for the Stamp Out Hunger Food Drive . . . Read to kids at Lee County, Fla. library . . . Donated money to help purchase toys and meals for the holidays . . . Helped with the inaugural Dolphins Cycling Challenge . . . Handed out backpacks to South Florida youth as part of the Kids and Fins Back to School Kickoff event . . . Served lunch on Valentine's Day in 2011 to the homeless . . . Lists "Seinfeld" as favorite television show, "Lone Survivor" as favorite book and Dave Matthews as favorite recording artist . . . Growing up, his favorite sports team was the Denver Broncos . . . Brother, Ryan, was a defensive end with Houston (2010) and Buffalo (2002-09), after the Bills made him a second-round draft choice in 2002 . . . Full name is John S. Denney, born December 13, 1978 in Denver, Colo.

JOHN DENNEY'S NFL REGULAR SEASON STATISTICS

GAMES/STARTS: 2005: 16/0, 2006: 16/0, 2007: 16/0, 2008: 16/0, 2009: 16/0, 2010: 16/0, 2011: 16/0
NFL TOTALS: 112/0

JOHN DENNEY'S NFL PLAYOFF STATS STATISTICS

GAMES/STARTS: 2008: 1/0

ADDITIONAL STATS

Special Teams Tackles: 5 in 2005, 5 in 2006, 3 in 2007, 4 in 2008, 7 in 2009, 4 in 2010, 4 in 2011 for total of 32 (P-1).

Special Teams Fumble Recoveries: 1 in 2006.

PAT DEVLIN

QUARTERBACK

7

HEIGHT: 6-3
 WEIGHT: 225
 BORN: 4/12/88
 ACQUIRED: FA, 2011
 COLLEGE: DELAWARE '11
 NFL: SECOND SEASON
 DOLPHINS: SECOND SEASON




Pat umpired little league baseball games in Happy Valley, Pa. during his free time while at Penn State. He always had to be on his toes as several of the kids had parents who were involved with Penn St. football in some capacity. If he made a questionable call there was a chance he'd hear about it on the way to practice. "I got to umpire some of the kids of the Penn St. coaching staff," Pat said. "The head strength coach was at a couple of the games, so that was pretty intense when you have to strike out his son. But it was a lot of fun."

PRO CAREER

CAREER TRANSACTIONS: Activated from Dolphins practice squad on December 20, 2011 . . . Waived by Dolphins on September 3, 2011 and signed to team's practice squad on September 4 . . . Originally signed with the Dolphins as an undrafted college free agent on July 28, 2011.

2011 - Spent majority of rookie season on practice squad . . . Was inactive for final two games of season.

COLLEGE

Two year starter (2009-10) at Delaware . . . Transferred from Penn State . . . Started 26 games for the Blue Hens . . . Threw for 5,696 passing yards while completing 506 of 776 for 37 touchdowns and 12 interceptions . . . Completed 261 of 384 passes for 3,302 yards and 22 touchdowns with three interceptions as a senior in 2010. . . Earned consensus All-America honors . . . Named the Colonial Athletic Association and the ECAC Offensive Player of the Year . . . Named as a finalist for the Johnny Unitas Golden Arm Award . . . Was an honor student at Delaware . . . Participated in the East-West Shrine Game . . . Ranked first in the NCAA in pass completion percentage (68.3%) and third in passing efficiency (155.37) . . . Had impressive six game stretch in which he completed 135 of 189 passes (71.4 percent) for 1,517 (252.8 yards per game) with 16 touchdowns with just one interception . . . He threw for a season-high 318 yards vs. Towson (11/6) . . . Threw four touchdowns twice, against both Massachusetts and Lehigh . . . Led the Blue Hens to the Football Championship Subdivision Championship game against Eastern Washington . . . Earned starting job immediately after becoming one of the most highly-touted transfers to arrive at Delaware . . . Enjoyed an outstanding rookie year with the Blue Hens, leading team to a 6-5 record . . . Started all 11 games and completed 220 of 344 passes (64-percent) for 2,664 yards and 16 touchdowns with nine interceptions . . . Led CAA in passing yards per game (242.2/17th in NCAA) and total offense (253.7/21st in NCAA) and was second in passing rating (139.12/27th in NCAA) . . . Threw for more than 200 yards seven times, over 300 yards three times, and over 400 yards once . . . Appeared in 10 games as a backup quarterback at Penn State in 2008 . . . Completed 25 of 47 passes for 459 yards and four touchdowns with no interceptions and also ran for two touchdowns on the season . . . Played a pivotal role in a midseason 13-6 win over top-ranked Ohio State when he took over for an injured Darryll Clark and led the Lions to two scores . . . Left the Nittany Lions following the regular season and did not accompany the team to the Rose Bowl . . . Played in three games as a backup redshirt freshman in 2007 . . . Saw action in games vs. Florida International, Wisconsin and Temple . . . Was redshirted during the 2006 season at Penn State . . . Honor student at Penn State where he was named to the ESPN The Magazine/College Sports Information Directors of America District 2 All-Academic first team . . . Holds degree in finance and is working on master's degree.

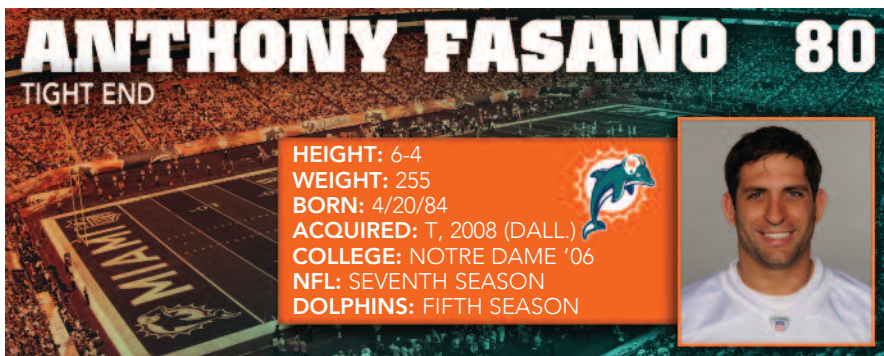
PERSONAL

Attended Downingtown (Pa.) East High School . . . Named the 2005 Pennsylvania Class AAA Player of the Year and the Gatorade Pennsylvania Player of the Year . . . Earned a No. 4 ranking among prep quarterbacks

nationally by Scout.com . . . Also lettered in basketball . . . Growing up, his favorite sports teams were the Pittsburgh Pirates and Penguins . . . He is a nephew of former Buffalo Bills offensive tackle Joe Devlin . . . Worked as a Little League baseball umpire during summers . . . Full name Patrick Ryan Devlin, born April 12, 1988 in Brandywine, Pa.

PAT DEVLIN'S NFL REGULAR SEASON PASSING STATISTICS

| YEAR | TEAM | | | | | | YDS | | | | | | YDS | |
|------|-------|----|----|------|------|------|----------|------|----|------|----|----|-----|------|
| | | GP | GS | ATT. | CMP. | PCT. | YDS | ATT. | TD | INT. | LG | SK | LST | RATE |
| 2011 | Miami | | | | | | INACTIVE | | | | | | | |





ANTHONY FASANO

80

TIGHT END

HEIGHT: 6-4
 WEIGHT: 255
 BORN: 4/20/84
 ACQUIRED: T, 2008 (DALL.)
 COLLEGE: NOTRE DAME '06
 NFL: SEVENTH SEASON
 DOLPHINS: FIFTH SEASON

FINS FACT

This past season as part of the Anthony Fasano Foundation, Anthony booked "30 Rock" star Tracy Morgan for a comedy show, which benefited the non-profit organization Rebuilding Together: Veterans Housing. The organization was created to meet the growing needs of veterans from past and present wars and works to preserve affordable home ownership and revitalize communities. It also provides home repair services for retired and active service members by increasing the home's accessibility, enabling veterans to live independently and safely in their own homes. "I have always wanted to do an event that benefits military families," Anthony said. "I am so happy that I can accomplish this goal with the first of my Foundation's events being held in Miami."

PRO CAREER

CAREER TRANSACTIONS: Acquired by the Dolphins from Dallas, along with LB Akin Ayodele, on April 26, 2008 in exchange for a 2008 fourth-round draft choice (100th overall) . . . Originally was a second-round draft choice (53rd overall) of the Cowboys in 2006.

2010 - Started 15 games and was inactive for one contest . . . Finished with 32 catches for 451 yards and five touchdowns . . . Led the Dolphins in receptions once and in reception yardage twice in 2011 . . . Had five catches for 82 yards vs. New England (9/12), with three 20-plus yard receptions (25, 22, and 21 yards) . . . Had two catches for 22 yards and one touchdown, coming on a 16-yard TD pass from Matt Moore vs. Denver (10/23) . . . Had two catches for 38 yards and two touchdowns at Kansas City (11/6) . . . His TD receptions came on scoring passes of three yards and 35 yards from Moore . . . It was the second time in his career he caught two touchdown passes in a game, along with his two TD catches on Dec. 21, 2008 at Kansas City . . . Posted three catches for 60 yards vs. Washington (11/13), including a 28-yard reception . . . Had two catches for eight yards and one touchdown vs. Buffalo (11/20), coming on a one-yard TD reception from Moore . . . Tied for the team lead with four receptions and led the Dolphins with 66 receiving yards vs. Oakland (12/4) . . . Led the team with three catches for 56 yards vs. Philadelphia (12/11) . . . Had two catches for 28 yards and one touchdown at Buffalo (12/18), coming on a 22-yard TD pass from Moore . . . Sustained a head injury in that contest that sidelined him for the remainder of the game . . . Was inactive at New England (12/24) while recovering from head injury . . .

AMONG DOLPHINS TIGHT END LEADERS: In his four seasons with the Dolphins, Fasano has totaled 136 catches for 1,772 yards and 18 touchdowns . . . His totals rank among the all-time Dolphins tight end leaders as his 136 receptions and 1,772 yards are fourth and his 18 touchdowns are tied for third:

ALL-TIME DOLPHINS TIGHT END LEADERS

| RECEPTIONS | | | RECEIVING YARDS | | | RECEIVING TOUCHDOWNS | | |
|------------------|----------------|------------|------------------|----------------|-------------|----------------------|----------------|-----------|
| PLAYER | YEARS | NO. | PLAYER | YEARS | YDS. | PLAYER | YEARS | TDs |
| R. McMichael | 2002-06 | 283 | R. McMichael | 2002-06 | 3096 | B. Hardy | 1978-89 | 25 |
| B. Hardy | 1978-89 | 256 | B. Hardy | 1978-89 | 2455 | J. Mandich | 1970-77 | 23 |
| K. Jackson | 1992-94 | 146 | K. Jackson | 1992-94 | 1880 | A. FASANO | 2008-11 | 18 |
| A. FASANO | 2008-11 | 136 | A. FASANO | 2008-11 | 1772 | R. McMichael | 2002-06 | 18 |
| T. Drayton | 1996-99 | 127 | F. Edmunds | 1988-92 | 1612 | K. Jackson | 1992-94 | 18 |

2010 - Started 15 games and was inactive for one contest . . . Finished with 39 catches for 528 yards and ranked second on the team with four touchdown receptions . . . His reception and reception yardage figures represent single-season career bests . . . Led the Dolphins in receptions and receiving yards twice during the season . . . Caught two passes for 14 yards and a touchdown, coming on a three-yard scoring pass from Chad Henne, vs. N.Y. Jets (9/26) . . . Grabbed five catches for 67 yards vs. New England (10/4) . . . Had one catch, a 22-yard touchdown grab from Henne, at Green Bay (10/17) . . . The catch came with 5:20 left in regulation to give the Dolphins a 20-13 lead in a game they would go on to win 23-20 in overtime . . . Recorded three catches for 49 yards vs. Pittsburgh (10/24) . . . Tied for team lead with five catches and led team with 107 receiving yards and a touchdown vs. Tennessee (11/14) . . . The touchdown came on a nine-yard scoring pass from Tyler Thigpen . . . His 107 receiving yards was the highest single-game reception yardage total of his career at the time and also was his first career 100-yard receiving game . . . Fasano had two 31-yard receptions in the game, which at the time were the two longest catches of his career . . . Had four catches for 41 yards and a touchdown, coming on an 11-yard scoring pass from Henne, vs. Cleveland (12/5) . . . Tied for the team lead in receptions and led the team in reception yardage with two catches for 33 yards at New York Jets (12/12) . . . Was inactive for season finale at New England (1/2/11) with a knee injury . . .

AMONG DOLPHINS TIGHT ENDS: When Fasano posted 107 receiving yards vs. Tennessee (11/14) it was the first time a Dolphins tight end had 100-plus receiving yards in a game since Oct. 19, 2003, when Randy McMichael had 102 yards on eight catches vs. New England . . . It marked the ninth time in team history that a Dolphins tight end had 100-or-more receiving yards in a game . . . Overall, Fasano's 107 yards against the Titans is the third-highest regular season single-game yardage total and the fourth-highest overall (including playoffs) by a Dolphins tight end in team history:

MOST SINGLE-GAME RECEIVING YARDS BY A DOLPHINS TIGHT END

| PLAYER | DATE | OPPONENT | REC. | YARDS | LG | TD |
|--------------------------|-----------------|------------------|----------|------------|-----------|----------|
| 1. Ferrell Edmunds | 11/27/88 | at N.Y. Jets | 2 | 117 | 80t | 1 |
| 2. Jim Jensen | 11/6/88 | at New England | 12 | 110 | 17 | 0 |
| 3. Keith Jackson* | 1/8/95 | at San Diego | 8 | 109 | 31 | 2 |
| 4. ANTHONY FASANO | 11/14/10 | TENNESSEE | 5 | 107 | 31 | 1 |
| 5. Larry Seiple | 11/16/69 | at Buffalo | 8 | 106 | 25 | 0 |

* Playoff game

2009 - Started 14 games . . . Finished with 31 catches for 339 yards and two touchdowns . . . Led the team in receptions twice and in reception yardage once during season . . . Had team-high four catches for 38 yards and one touchdown vs. N.Y. Jets (10/12) . . . His long catch in the contest, a 21-yard reception, came on a Ronnie Brown pass from the Wildcat formation . . . Was inactive for games vs. Tampa Bay (11/15) and at Carolina (11/19) due to a hip injury . . . Led the Dolphins in receptions and reception yardage with five catches for 74 yards at Buffalo (11/29) . . . Had five catches for 67 yards vs. New England (12/6) . . . Had four catches for 36 yards and a touchdown, coming on a two-yard TD reception from Chad Henne at Tennessee (12/20) . . . The TD catch came on a 4th-and-one on the Tennessee two-yard line with 1:34 left in the 4th quarter to complete the Dolphins' comeback from a 24-9 deficit at the start of the quarter to tie the contest (following the subsequent two-point conversion) at 24-24 in a game the Dolphins eventually lost in overtime 27-24 . . . Had two catches for 41 yards, including a 27-yard reception, the longest catch of his career at the time vs. Pittsburgh (1/3/10).

2008 - Started all 16 regular season games . . . Recorded 34 catches for 454 yards and a team-high seven touchdown receptions . . . Led the team in receptions once and in receiving yardage twice . . . Made his Dolphins debut in a starting role and led the team in both receptions and receiving yardage with eight catches for 84 yards and a touchdown vs. N.Y. Jets (9/7) . . . His first Dolphins touchdown came on a five-yard pass from Chad Pennington . . . His performance against the Jets represented single-game career highs in receptions and receiving yards at the time . . . Fasano's eight receptions tied for the third-highest single-game figure by a Dolphins tight end, behind only Jim Jensen's 12 catches at New England on Nov. 6, 1988 and Randy McMichael's nine catches vs. Cleveland on Dec. 26, 2004:

MOST RECEPTIONS BY A DOLPHIN TIGHT END IN A GAME

| PLAYER | OPPONENT | DATE | RECEPTIONS |
|-----------------------|----------------------|----------------------|------------|
| 1. Jim Jensen | at New England | Nov. 6, 1988 | 12 |
| 2. Randy McMichael | vs. Cleveland | Dec. 26, 2004 | 9 |
| 3. Larry Seiple | at Buffalo | Dec. 16, 1969 | 8 |
| Keith Jackson* | at San Diego | Jan. 8, 1995 | 8 |
| Randy McMichael | vs. New England | Oct. 19, 2003 | 8 |
| Randy McMichael | vs. Tennessee | Sept. 11, 2004 | 8 |
| Randy McMichael | at N.Y. Jets | Sept. 18, 2005 | 8 |
| Randy McMichael | at N.Y. Jets | Oct. 15, 2006 | 8 |
| ANTHONY FASANO | VS. N.Y. JETS | SEPT. 7, 2008 | 8 |

* *Playoff game*

In that contest against the Jets, Fasano combined with fellow tight end David Martin, who recorded four catches for 53 yards and one TD, for a total of 12 catches for 137 yards and two touchdowns . . . The 12 receptions were the second-most ever by a Dolphins tight end tandem, behind only the 14 combined of Jensen (12) and Ferrell Edmunds (2) at New England on Nov. 6, 1988 . . . With Fasano and Martin each catching a touchdown pass, it was the first time two Dolphins tight ends caught at least one TD pass apiece in the same game since October 29, 2005 at Buffalo when McMichael and Will Heller each had a TD catch . . . Recorded three catches for team-high 66 yards and one touchdown at New England (9/21), with the touchdown coming on a 19-yard option pass from Ronnie Brown . . . His TD reception from Brown was the first completion by a non-quarterback for the Dolphins since Marty Booker tossed a 48-yard completion to Chris Chambers vs. St. Louis on Oct. 24, 2004 . . . It was the first touchdown pass by a non-quarterback for the Dolphins since Terry Kirby tossed a 31-yard TD pass to Irving Fryar at New England on Sept. 19, 1995 . . . Hauled in two catches for 17 yards and one touchdown vs. Buffalo (10/26), his touchdown came on a two-yard TD grab from Chad Pennington . . . Continued to be a reliable receiver as he had three catches for 36 yards, including a 20-yard touchdown pass, vs. Buffalo in Toronto (12/7) . . . Recorded three catches for 47 yards and a career-high two touchdown receptions, coming on two 14-yard TD passes from Chad Pennington, at Kansas City (12/21) . . . It was the first time a Dolphins tight end had two touchdown catches in the same game since Oct. 14, 2007 when David Martin had TD receptions of 14 and four yards . . . Overall, Fasano became the eighth Dolphins tight end to have two TD catches in a game, a feat which has happened 12 times in the regular season and 16 times overall, including playoffs . . . With David Martin also catching a touchdown pass in the Chiefs game, it was the third time two Dolphins tight ends caught at least one TD pass apiece in the same game in 2008 . . . Had three catches for 39 yards and one touchdown at N.Y. Jets (12/28), as the Dolphins captured the AFC East Division title . . . His touchdown reception, coming on a 20-yard pass from Chad Pennington, was Fasano's seventh of the year, tying Keith Jackson (1994) for the team record for most TD catches by a Dolphins tight end in a season . . . Started and played but did not record a reception vs. Baltimore (1/4/09) during the AFC Wild Card playoff game . . .

AMONG DOLPHINS TIGHT ENDS: With seven touchdown receptions in 2008, Fasano is tied for the highest single-season total of touchdown catches by a tight end in Dolphins history, along with Keith Jackson, who had seven TD catches in 1994:

MOST SINGLE-SEASON TD RECEPTIONS BY A DOLPHIN TIGHT END

| PLAYER | YEAR | TD RECEPTIONS |
|-----------------------|-------------|---------------|
| 1. Keith Jackson | 1994 | 7 |
| ANTHONY FASANO | 2008 | 7 |
| 3. Jim Mandich | 1974 | 6 |
| Keith Jackson | 1993 | 6 |

In addition, with Fasano's seven scoring catches, along with three by David Martin and one by Joey Haynos, the 11 total TD receptions the trio accounted for is tied for the highest total of TD receptions by Dolphins tight ends in a single season:

MOST SINGLE-SEASON TD RECEPTIONS BY DOLPHIN TIGHT ENDS

| YEAR | PLAYERS | TD RECEPTIONS |
|---------|--|---------------|
| 1. 1985 | Bruce Hardy (4), Joe Rose (4), Don Johnson (3) | 11 |
| 2008 | ANTHONY FASANO (7), DAVID MARTIN (3), JOEY HAYNOS (1) | 11 |
| 3. 1984 | Bruce Hardy (5), Don Johnson (3), Joe Rose (2) | 10 |

Fasano (454 yards), Martin (450) and Joey Haynos (22) combined for 926 total receiving yards on the year, accounting for the highest total of receiving yards by Dolphins tight ends in a single season:

MOST SINGLE-SEASON RECEIVING YARDS BY DOLPHIN TIGHT ENDS

| YEAR | PLAYERS | YARDS |
|---------|---|------------|
| 1. 2008 | ANTHONY FASANO (454), DAVID MARTIN (450), JOEY HAYNOS (22) | 926 |
| 2. 2004 | Randy McMichael (791), Donald Lee (110) | 901 |
| 3. 1984 | Don Johnson (426), Bruce Hardy (257), Joe Rose (195) | 878 |

2007 - Played in all 16 regular season games, including six starts with Dallas . . . Caught 14 passes for 143 yards and a touchdown . . . Blocking was critical as the Cowboys averaged 4.2 yards per rush attempt, including a 4.8-yard mark by Marion Barber (204-975) . . . Of his 14 catches on the year, six were good for a first down . . . Accounted for a season-long 26-yard reception vs. New England (10/14) . . . Tied that season-long vs. Green Bay (11/29), as his 26-yarder that day was good for his first career touchdown as the Cowboys went on for a 37-27 victory over the Packers . . . In finale at Washington (12/30) had three receptions for 15 yards . . . Started Divisional Playoff game vs. N.Y. Giants (1/13/08) and caught one pass for five yards.

2006 - Played in all 16 regular season games with five starts . . . Totaled 14 receptions for 126 yards . . . Blocking proved key as Julius Jones rushed for 1,084 yards . . . Started opener at Jacksonville (9/10), becoming just the third rookie tight end in club history to start in the opener . . . In second career outing, vs. Washington (9/17), tallied his first NFL receptions with three catches for 39 yards . . . Also had three catches (11 yards) at Carolina (10/29) . . . Had a season-long 22-yard reception vs. Indianapolis (11/19) . . . Played in a reserve role in First-Round Playoff game at Seattle (1/6/07) . . . Did not have any receptions.

COLLEGE

Played three years at Notre Dame (2003-05) during which time he tallied 92 receptions for 1,112 yards and eight touchdowns . . . Ranks second among tight ends on the Notre Dame all-time list for both receptions and receiving yards . . . As a senior, he was one of three finalists for the John Mackey Award as college football's top tight end . . . That year, he put together career-high figures of 47 catches and 576 yards . . . Had a reception in each of his final 20 collegiate appearances . . . Did not play as a freshman in 2002 . . . Graduated with a degree in marketing.

PERSONAL

Attended Verona (N.J.) High School where he was a four-year letterman in football as a tight end and linebacker . . . Served as team captain his final two years . . . As a senior, caught 78 passes for 1,460 yards and a county-record 23 touchdowns as he helped the school to the state title among Group 1 schools . . . Threw the game-winning PAT in the 2001 state title game . . . Finished his career with a county-record 42 touchdown receptions . . . Also lettered in basketball and was team captain his final two years . . . Was a two-time all-state selection in track and won the New Jersey Group I state championship in the javelin in his first year competing in the event . . . Played on the school's baseball team and in his first outing as a freshman pitcher, tossed a one-hitter . . . Started the Anthony Fasano Foundation in 2007, which serves underprivileged youth in New Jersey . . . Has participated in the Miami Dolphins Foundation Kids Fishing Clinic and Fishing Tournament . . . Shopped with a family in need selected by the Cooperative Feeding Program and shopped with children in need from local schools as part of the Kids and Fins Publix Shopping Spree . . . Took part in the Miami Dolphins Touchdown For Life Blood Drive . . . Participated in the Dolphins Foundation Rebuilding Together program to help refurbish a home of a military veteran . . . Full name is Anthony Joseph Fasano, born April 20, 1984 in Verona, N.J.

ANTHONY FASANO'S NFL REGULAR SEASON STATISTICS

| YEAR | TEAM | GP | GS | RECEIVING | | | | | RUSHING | | | | |
|--------------|--------|----|----|-----------|------|------|-----|----|---------|------|------|----|----|
| | | | | NO. | YDS. | AVG. | LG | TD | ATT. | YDS. | AVG. | LG | TD |
| 2006 | Dallas | 16 | 5 | 14 | 126 | 9.0 | 22 | 0 | 0 | 0 | — | — | 0 |
| 2007 | Dallas | 16 | 6 | 14 | 143 | 10.2 | 26t | 1 | 0 | 0 | — | — | 0 |
| 2008 | Miami | 16 | 16 | 34 | 454 | 13.4 | 24 | 7 | 0 | 0 | — | — | 0 |
| 2009 | Miami | 14 | 14 | 31 | 339 | 10.9 | 27 | 2 | 0 | 0 | — | — | 0 |
| 2010 | Miami | 15 | 15 | 39 | 528 | 13.5 | 31 | 4 | 0 | 0 | — | — | 0 |
| 2011 | Miami | 15 | 15 | 32 | 451 | 14.1 | 35t | 5 | 0 | 0 | — | — | 0 |
| NFL TOTALS | | 92 | 71 | 164 | 2041 | 12.4 | 35t | 19 | 0 | 0 | — | — | 0 |
| MIAMI TOTALS | | 60 | 60 | 136 | 1772 | 13.0 | 35t | 18 | 0 | 0 | — | — | 0 |

ANTHONY FASANO'S NFL PLAYOFF STATISTICS

| YEAR | TEAM | GP | GS | RECEIVING | | | | | RUSHING | | | | |
|----------------|--------|----|----|-----------|------|------|----|----|---------|------|------|----|----|
| | | | | NO. | YDS. | AVG. | LG | TD | ATT. | YDS. | AVG. | LG | TD |
| 2006 | Dallas | 1 | 0 | 0 | 0 | - | - | 0 | 0 | 0 | — | — | 0 |
| 2007 | Dallas | 1 | 1 | 1 | 5 | 5.0 | 5 | 0 | 0 | 0 | — | — | 0 |
| 2008 | Miami | 1 | 1 | 0 | 0 | 0.0 | 0 | 0 | 0 | 0 | — | — | 0 |
| PLAYOFF TOTALS | | 3 | 2 | 1 | 5 | 5.0 | 5 | 0 | 0 | 0 | — | — | 0 |

ADDITIONAL STATS

Miscellaneous Tackles: 3 in 2009, 2 in 2010 for total of 5.

SINGLE-GAME HIGHS

Receptions: 8 vs. N.Y. Jets, 9/7/08
5 at Buffalo, 11/29/09
5 vs. New England, 12/6/09
5 vs. New England, 10/4/10
5 vs. Tennessee, 11/14/10
5 vs. New England, 9/12/11

Receiving Yards: 107 vs. Tennessee, 11/14/10
84 vs. N.Y. Jets, 9/7/08
82 vs. New England, 9/12/11
74 at Buffalo, 11/29/09

Longest Receptions: 35t at Kansas City, 11/6/11
31 vs. Tennessee, 11/14/10
31 vs. Tennessee, 11/14/10

Touchdowns: 2 at Kansas City, 12/21/08
2 at Kansas City, 11/6/11

2006 GAME-BY-GAME STATISTICS (Dallas)

| DATE | OPPONENT | P/S | RECEIVING | | | | | RUSHING | | | | W/L | SCORE |
|-------|--------------------|-----|-----------|------|----|----|--|---------|------|----|----|-----|-------|
| | | | NO. | YDS. | LG | TD | | ATT. | YDS. | LG | TD | | |
| 9/10 | at Jacksonville | S | 0 | 0 | - | 0 | | 0 | 0 | - | 0 | L | 17-24 |
| 9/17 | WASHINGTON | S | 3 | 39 | 14 | 0 | | 0 | 0 | - | 0 | W | 27-10 |
| 10/1 | at Tennessee | S | 0 | 0 | - | 0 | | 0 | 0 | - | 0 | W | 45-14 |
| 10/8 | at Philadelphia | P | 0 | 0 | - | 0 | | 0 | 0 | - | 0 | L | 24-38 |
| 10/15 | at HOUSTON | P | 0 | 0 | - | 0 | | 0 | 0 | - | 0 | W | 34-6 |
| 10/23 | NEW YORK GIANTS | P | 2 | 16 | 9 | 0 | | 0 | 0 | - | 0 | L | 22-36 |
| 10/29 | at Carolina | P | 3 | 11 | 5 | 0 | | 0 | 0 | - | 0 | W | 35-14 |
| 11/5 | at Washington | S | 2 | 16 | 11 | 0 | | 0 | 0 | - | 0 | L | 19-22 |
| 11/12 | at Arizona | P | 0 | 0 | - | 0 | | 0 | 0 | - | 0 | W | 27-10 |
| 11/19 | INDIANAPOLIS | P | 1 | 22 | 22 | 0 | | 0 | 0 | - | 0 | W | 21-14 |
| 11/23 | TAMPA BAY | P | 1 | 9 | 9 | 0 | | 0 | 0 | - | 0 | W | 35-10 |
| 12/3 | at New York Giants | S | 0 | 0 | - | 0 | | 0 | 0 | - | 0 | W | 23-20 |
| 12/10 | NEW ORLEANS | P | 0 | 0 | - | 0 | | 0 | 0 | - | 0 | L | 14-42 |
| 12/16 | at Atlanta | P | 0 | 0 | - | 0 | | 0 | 0 | - | 0 | W | 38-28 |

2006 GAME-BY-GAME STATISTICS (Dallas)

| DATE | OPPONENT | P/S | RECEIVING | | | | RUSHING | | | | W/L | SCORE |
|-----------------------|--------------|-------------|-----------|------------|-----------|----------|----------|----------|----------|----------|------------|-------|
| | | | NO. | YDS. | LG | TD | ATT. | YDS. | LG | TD | | |
| 12/25 | PHILADELPHIA | P | 2 | 13 | 7 | 0 | 0 | 0 | - | 0 | L | 7-23 |
| 12/31 | DETROIT | P | 0 | 0 | - | 0 | 0 | 0 | - | 0 | L | 31-39 |
| 1/6/07 | at Seattle# | P | 0 | 0 | - | 0 | 0 | 0 | - | 0 | L | 20-21 |
| 2006 TOTALS | | 16-5 | 14 | 126 | 22 | 0 | 0 | 0 | - | 0 | 9-7 | |
| PLAYOFF TOTALS | | 1-0 | 0 | 0 | - | 0 | 0 | 0 | - | 0 | 0-1 | |

2007 GAME-BY-GAME STATISTICS (Dallas)

| DATE | OPPONENT | P/S | RECEIVING | | | | RUSHING | | | | W/L | SCORE |
|-----------------------|--------------------|-------------|-----------|------------|------------|----------|----------|----------|----------|----------|-------------|-------|
| | | | NO. | YDS. | LG | TD | ATT. | YDS. | LG | TD | | |
| 9/9 | N.Y. GIANTS | P | 0 | 0 | - | 0 | 0 | 0 | - | 0 | W | 45-35 |
| 9/16 | at Miami | P | 1 | 12 | 12 | 0 | 0 | 0 | - | 0 | W | 37-20 |
| 9/23 | at Chicago | P | 1 | 3 | 3 | - | 0 | 0 | - | 0 | W | 34-10 |
| 9/30 | ST. LOUIS | S | 1 | 14 | 14 | 0 | 0 | 0 | - | 0 | W | 35-7 |
| 10/8 | at Buffalo | P | 1 | 2 | 2 | 0 | 0 | 0 | - | 0 | W | 25-24 |
| 10/14 | NEW ENGLAND | S | 1 | 26 | 26 | 0 | 0 | 0 | - | 0 | L | 27-48 |
| 10/21 | MINNESOTA | P | 2 | 14 | 10 | 0 | 0 | 0 | - | 0 | W | 24-14 |
| 11/4 | at Philadelphia | S | 0 | 0 | - | 0 | 0 | 0 | - | 0 | W | 38-17 |
| 11/11 | at New York Giants | S | 1 | 9 | 9 | 0 | 0 | 0 | - | 0 | W | 31-20 |
| 11/18 | WASHINGTON | P | 0 | 0 | - | 0 | 0 | 0 | - | 0 | W | 28-23 |
| 11/22 | NEW YORK JETS | P | 0 | 0 | - | 0 | 0 | 0 | - | 0 | W | 34-3 |
| 11/29 | GREEN BAY | P | 1 | 26 | 26t | 1 | 0 | 0 | - | 0 | W | 37-27 |
| 12/9 | at Detroit | P | 1 | 1 | 1 | 0 | 0 | 0 | - | 0 | W | 28-27 |
| 12/16 | PHILADELPHIA | P | 1 | 10 | 10 | 0 | 0 | 0 | - | 0 | L | 6-10 |
| 12/22 | at Carolina | S | 1 | 12 | 12 | 0 | 0 | 0 | - | 0 | W | 20-13 |
| 12/30 | at Washington | S | 3 | 15 | 9 | 0 | 0 | 0 | - | 0 | L | 6-27 |
| 1/13/08 | N.Y. GIANTS# | S | 1 | 5 | 5 | 0 | 0 | 0 | - | 0 | L | 17-21 |
| 2007 TOTALS | | 16-6 | 15 | 148 | 26t | 1 | 0 | 0 | - | 0 | 13-3 | |
| PLAYOFF TOTALS | | 1-1 | 1 | 5 | 5 | 0 | 0 | 0 | - | 0 | 0-1 | |

2008 GAME-BY-GAME STATISTICS (Miami)

| DATE | OPPONENT | P/S | RECEIVING | | | | RUSHING | | | | W/L | SCORE |
|-----------------------|------------------|--------------|-----------|------------|-----------|----------|----------|----------|----------|----------|-------------|-------|
| | | | NO. | YDS. | LG | TD | ATT. | YDS. | LG | TD | | |
| 9/7 | NEW YORK JETS | S | 8 | 84 | 17 | 1 | 0 | 0 | 0 | 0 | L | 14-20 |
| 9/14 | at Arizona | S | 0 | 0 | 0 | 0 | 0 | 0 | 0 | 0 | L | 10-31 |
| 9/21 | at New England | S | 3 | 66 | 24 | 1 | 0 | 0 | 0 | 0 | W | 38-13 |
| 10/5 | SAN DIEGO | S | 3 | 47 | 20 | 0 | 0 | 0 | 0 | 0 | W | 17-10 |
| 10/12 | at Houston | S | 1 | 12 | 12 | 0 | 0 | 0 | 0 | 0 | L | 28-29 |
| 10/19 | BALTIMORE | S | 2 | 25 | 16 | 0 | 0 | 0 | 0 | 0 | L | 13-27 |
| 10/26 | BUFFALO | S | 2 | 17 | 15 | 1 | 0 | 0 | 0 | 0 | W | 25-16 |
| 11/2 | at Denver | S | 2 | 37 | 24 | 0 | 0 | 0 | 0 | 0 | W | 26-17 |
| 11/9 | SEATTLE | S | 1 | 17 | 17 | 0 | 0 | 0 | 0 | 0 | W | 21-19 |
| 11/16 | OAKLAND | S | 0 | 0 | 0 | 0 | 0 | 0 | 0 | 0 | W | 17-15 |
| 11/23 | NEW ENGLAND | S | 0 | 0 | 0 | 0 | 0 | 0 | 0 | 0 | L | 28-48 |
| 11/30 | at St. Louis | S | 1 | 7 | 7 | 0 | 0 | 0 | 0 | 0 | W | 16-12 |
| 12/7 | at Buffalo | S | 3 | 36 | 20t | 1 | 0 | 0 | 0 | 0 | W | 16-3 |
| 12/14 | SAN FRANCISCO | S | 2 | 20 | 12 | 0 | 0 | 0 | 0 | 0 | W | 14-9 |
| 12/21 | at Kansas City | S | 3 | 47 | 19 | 2 | 0 | 0 | 0 | 0 | W | 38-31 |
| 12/28 | at New York Jets | S | 3 | 39 | 20t | 1 | 0 | 0 | 0 | 0 | W | 38-31 |
| 1/4/09 | BALTIMORE# | S | 0 | 0 | 0 | 0 | 0 | 0 | 0 | 0 | L | 9-27 |
| 2008 TOTALS | | 16-16 | 34 | 454 | 24 | 7 | 0 | 0 | 0 | 0 | 11-5 | |
| PLAYOFF TOTALS | | 1-1 | 0 | 0 | 0 | 0 | 0 | 0 | 0 | 0 | 0-1 | |

2009 GAME-BY-GAME STATISTICS (Miami)

| DATE | OPPONENT | P/S | RECEIVING | | | | RUSHING | | | | W/L | SCORE |
|------|--------------|-----|-----------|------|----|----|---------|------|----|----|-----|-------|
| | | | NO. | YDS. | LG | TD | ATT. | YDS. | LG | TD | | |
| 9/13 | at Atlanta | P | 2 | 10 | 10 | 0 | 0 | 0 | 0 | 0 | L | 7-19 |
| 9/21 | INDIANAPOLIS | P | 1 | 1 | 1 | 0 | 0 | 0 | 0 | 0 | L | 23-27 |

2009 GAME-BY-GAME STATISTICS (Miami)

| DATE | OPPONENT | P/S | RECEIVING | | | | RUSHING | | | | W/L | SCORE |
|--------------------|------------------|--------------|-----------|------------|-----------|----------|----------|----------|----------|----------|------------|--------|
| | | | NO. | YDS. | LG | TD | ATT. | YDS. | LG | TD | | |
| 9/27 | at San Diego | P | 0 | 0 | 0 | 0 | 0 | 0 | 0 | 0 | L | 13-23 |
| 10/4 | BUFFALO | P | 1 | 7 | 7 | 0 | 0 | 0 | 0 | 0 | W | 38-10 |
| 10/12 | NEW YORK JETS | P | 4 | 38 | 21 | 1 | 0 | 0 | 0 | 0 | W | 31-27 |
| 10/25 | NEW ORLEANS | P | 3 | 21 | 14 | 0 | 0 | 0 | 0 | 0 | L | 34-46 |
| 11/1 | at New York Jets | P | 2 | 16 | 10 | 0 | 0 | 0 | 0 | 0 | W | 30-25 |
| 11/8 | at New England | S | 1 | 20 | 18 | 0 | 0 | 0 | 0 | 0 | L | 17-27 |
| 11/15 | TAMPA BAY | | INACTIVE | | | | | | | | W | 25-23 |
| 11/19 | at Carolina | | INACTIVE | | | | | | | | W | 24-17 |
| 11/29 | at Buffalo | P | 5 | 74 | 18 | 0 | 0 | 0 | 0 | 0 | L | 14-31 |
| 12/6 | NEW ENGLAND | P | 5 | 67 | 19 | 0 | 0 | 0 | 0 | 0 | W | 22-21 |
| 12/13 | at Jacksonville | S | 0 | 0 | 0 | 0 | 0 | 0 | 0 | 0 | W | 14-10 |
| 12/20 | at Tennessee | P | 4 | 36 | 18 | 1 | 0 | 0 | 0 | 0 | L | 24-27* |
| 12/27 | HOUSTON | P | 1 | 8 | 8 | 0 | 0 | 0 | 0 | 0 | L | 20-27 |
| 1/3/10 | PITTSBURGH | P | 2 | 41 | 27 | 0 | 0 | 0 | 0 | 0 | L | 24-30 |
| 2009 TOTALS | | 14-14 | 31 | 339 | 27 | 2 | 0 | 0 | 0 | 0 | 7-9 | |

2010 GAME-BY-GAME STATISTICS (Miami)

| DATE | OPPONENT | P/S | RECEIVING | | | | RUSHING | | | | W/L | SCORE |
|--------------------|------------------|--------------|-----------|------------|-----------|----------|----------|----------|----------|----------|------------|--------|
| | | | NO. | YDS. | LG | TD | ATT. | YDS. | LG | TD | | |
| 9/12 | at Buffalo | P | 3 | 46 | 21 | 0 | 0 | 0 | 0 | 0 | W | 15-10 |
| 9/19 | at Minnesota | S | 0 | 0 | 0 | 0 | 0 | 0 | 0 | 0 | W | 14-10 |
| 9/26 | NEW YORK JETS | P | 2 | 14 | 7 | 1 | 0 | 0 | 0 | 0 | L | 23-31 |
| 10/4 | NEW ENGLAND | P | 5 | 67 | 21 | 0 | 0 | 0 | 0 | 0 | L | 14-41 |
| 10/17 | at Green Bay | P | 1 | 22 | 22t | 1 | 0 | 0 | 0 | 0 | W | 23-20* |
| 10/24 | PITTSBURGH | P | 3 | 49 | 22 | 0 | 0 | 0 | 0 | 0 | L | 22-23 |
| 10/31 | at Cincinnati | S | 3 | 36 | 15 | 0 | 0 | 0 | 0 | 0 | W | 22-14 |
| 11/7 | at Baltimore | P | 3 | 26 | 11 | 0 | 0 | 0 | 0 | 0 | L | 10-26 |
| 11/14 | TENNESSEE | P | 5 | 107 | 31 | 1 | 0 | 0 | 0 | 0 | W | 29-17 |
| 11/18 | CHICAGO | P | 1 | 16 | 16 | 0 | 0 | 0 | 0 | 0 | L | 0-16 |
| 11/28 | at Oakland | S | 2 | 10 | 6 | 0 | 0 | 0 | 0 | 0 | W | 33-17 |
| 12/5 | CLEVELAND | S | 4 | 41 | 14 | 1 | 0 | 0 | 0 | 0 | L | 10-13 |
| 12/12 | at New York Jets | S | 2 | 33 | 28 | 0 | 0 | 0 | 0 | 0 | W | 10-6 |
| 12/19 | BUFFALO | S | 3 | 30 | 16 | 0 | 0 | 0 | 0 | 0 | L | 14-17 |
| 12/26 | DETROIT | S | 2 | 31 | 20 | 0 | 0 | 0 | 0 | 0 | L | 27-34 |
| 1/2/11 | at New England | S | INACTIVE | | | | | | | | L | 7-38 |
| 2010 TOTALS | | 15-15 | 39 | 528 | 31 | 4 | 0 | 0 | 0 | 0 | 7-9 | |

2011 GAME-BY-GAME STATISTICS (Miami)

| DATE | OPPONENT | P/S | RECEIVING | | | | RUSHING | | | | W/L | SCORE |
|--------------------|--------------------|--------------|-----------|------------|-----------|----------|----------|----------|----------|----------|-------------|--------|
| | | | NO. | YDS. | LG | TD | ATT. | YDS. | LG | TD | | |
| 9/12 | NEW ENGLAND | S | 5 | 82 | 25 | 0 | 0 | 0 | 0 | 0 | L | 24-38 |
| 9/18 | HOUSTON | S | 0 | 0 | 0 | 0 | 0 | 0 | 0 | 0 | L | 13-23 |
| 9/25 | at Cleveland | S | 1 | 26 | 26 | 0 | 0 | 0 | 0 | 0 | L | 16-17 |
| 10/2 | at San Diego | S | 1 | 9 | 9 | 0 | 0 | 0 | 0 | 0 | L | 16-26 |
| 10/17 | at New York Jets | S | 1 | 13 | 13 | 0 | 0 | 0 | 0 | 0 | L | 6-24 |
| 10/23 | DENVER | S | 2 | 22 | 16t | 1 | 0 | 0 | 0 | 0 | L | 15-18* |
| 10/30 | at New York Giants | S | 0 | 0 | 0 | 0 | 0 | 0 | 0 | 0 | L | 17-20 |
| 11/6 | at Kansas City | S | 2 | 38 | 35t | 2 | 0 | 0 | 0 | 0 | W | 31-3 |
| 11/13 | WASHINGTON | S | 3 | 60 | 28 | 0 | 0 | 0 | 0 | 0 | W | 20-9 |
| 11/20 | BUFFALO | S | 2 | 8 | 7 | 1 | 0 | 0 | 0 | 0 | W | 35-8 |
| 11/24 | at Dallas | S | 2 | 32 | 19 | 0 | 0 | 0 | 0 | 0 | L | 19-20 |
| 12/4 | OAKLAND | S | 4 | 66 | 26 | 0 | 0 | 0 | 0 | 0 | W | 34-14 |
| 12/11 | PHILADELPHIA | S | 3 | 56 | 25 | 0 | 0 | 0 | 0 | 0 | L | 10-26 |
| 12/18 | at Buffalo | S | 2 | 28 | 22t | 1 | 0 | 0 | 0 | 0 | W | 30-23 |
| 12/24 | at New England | | INACTIVE | | | | | | | | L | 24-27 |
| 1/1 | NEW YORK JETS | S | 4 | 11 | 4 | 0 | 0 | 0 | 0 | 0 | W | 19-17 |
| 2011 TOTALS | | 15-15 | 32 | 451 | 35 | 5 | 0 | 0 | 0 | 0 | 6-10 | |

- Playoff Game

* - Overtime

RAY FEINGA

GUARD

69

HEIGHT: 6-4
 WEIGHT: 320
 BORN: 5/8/86
 ACQUIRED: FA, 2010
 COLLEGE: BRIGHAM YOUNG '09
 NFL: THIRD SEASON
 DOLPHINS: THIRD SEASON




FINS FACT

Ray is one of a contingent of Dolphins who have Polynesian backgrounds as he, linebacker Koa Misi and assistant strength coach Dave Puloka all have roots to Tonga. In addition, linebacker Ikaika Alama-Francis is Hawaiian and nose tackle Paul Soliai is Samoan. "We've got a Polynesian contingent here," Puloka said. "I kind of talk up the Tongans a little bit. I told Ray he's got some standards to live up to."

PRO CAREER

CAREER TRANSACTIONS: Was re-signed by the Dolphins on

November 30, 2011 off the team's practice squad after being waived by Miami on September 8 . . . Was signed to the active roster off the Dolphins' practice squad on December 8, 2010 . . . Had been signed to the practice squad on November 3 . . . Was with the team during 2010 training camp prior to being released on September 4 . . . Signed to the Dolphins practice squad on December 15, 2009 . . . Was signed by the San Diego Chargers on August 13, 2009 and was released on September 5 2009 . . . Was waived by the St. Louis Rams on July 1, 2009 . . . Was originally signed by St. Louis as an undrafted college free agent on April 27, 2009.

2011 - Was inactive for five games . . . Spent nine of the first 12 weeks of the season on Miami's practice squad.

2010 - Played in three games in a reserve role . . . Signed to the active roster off the Dolphins' practice squad on December 8 . . . Made his Dolphins and NFL debut vs. Buffalo (12/19).

COLLEGE

Four-year letterman at BYU (2005-08) . . . Started all 13 games as a senior in 2008 . . . Named first-team All-MWC . . . Started at left guard for an offensive unit that led the conference and ranked No. 6 nationally in passing per game (310.38) and No. 16 in total offense (444.77) . . . Started 12 of 13 games at left guard for the Cougars as a junior in 2007 . . . Named first-team All-MWC selection . . . Earned SI.com second-team All-America honors . . . Recorded more than 70 knockdown blocks on the season . . . Saw action in all 13 games with ten starts as a sophomore in 2006 . . . Played in eight games as a freshman in 2005 . . . Helped anchor an offensive unit that averaged 33.0 points per game (second in the MWC), 462.4 total yards per game (second in the MWC and 13th in the nation), including 152.3 yards rushing and 310.1 yards passing . . . Redshirted as a true freshman in 2004.

PERSONAL

Was an all-state selection as a senior at Hunter High School in West Valley, Utah . . . Named Utah's 2003 Mr. Football as a senior . . . Earned region Defensive Player of the Year and MVP honors . . . Was an all-state and all-region selection as a junior . . . Recorded more than 70 tackles and nine sacks on defense . . . Participated in the Miami Dolphins Foundation Fishing Tournament and the Dolphins Community Blitz, in which he took Boys and Girls Club members shopping at Dick's Sporting Goods . . . Helped pass out meals during the annual Team Thanksgiving Meal Giveaway . . . Born May 8, 1986 in West Valley City, Utah.

RAY FEINGA'S NFL REGULAR SEASON STATISTICS


GAMES/STARTS: 2010: 3/0, 2011: Inactive

BRANDON FIELDS

PUNTER

HEIGHT: 6-5
 WEIGHT: 245
 BORN: 5/21/84
 ACQUIRED: D7b, 2007
 COLLEGE: MICHIGAN STATE '07
 NFL: SIXTH SEASON
 DOLPHINS: SIXTH SEASON





FINs FACT

Brandon's ultimate goal is to be a chiropractor once his football career has concluded. It's not hard to understand considering the long line of chiropractors in his family. It consists of his father, David, his brother, two uncles and five cousins. "It was the only lifestyle I knew growing up," Brandon says. His wife, Katie, graduated in August, 2011, with her degree in chiropractic medicine from Palmer College of Chiropractic in Port Orange, Fla., and is currently practicing in Cooper City, Fla.

PRO CAREER

CAREER TRANSACTIONS: Was the second of three seventh-round draft choices of the Dolphins in 2007 (225th overall), with a pick obtained from St. Louis as compensation for signing P Donnie Jones as a restricted free agent.

2011 - Saw action in all 16 regular season games . . . On the season had 78 punts for 3,810 yards, an average of 48.8 yards per punt (with a net of 41.1 yards), including 32 kicks inside the 20-yard line . . . Ranked second in the AFC and third in the NFL in punting average . . . Had three punts for 181 yards vs. Houston (9/18), an average of 60.3 yards per punt, including a punt of 70 yards . . . Had three kicks for 151 yards at Cleveland (9/25), an average of 50.3 yards per kick, including two punts downed at the Cleveland eight and two-yard lines . . . Had four punts for 222 yards vs. Oakland (12/4), an average of 55.5 yards per punt, including a long punt of 66 yards . . . His 55.5 yard average in that contest is the third-best single game punting average (minimum four punts) in Dolphins history . . . Had six punts for 321 yards vs. Philadelphia (12/11), an average of 53.5 yards per punt, including a long of 59 yards . . . When he had his only punt go for 49 yards vs. Washington (11/13) it ended a 20-game streak with at least one punt of 50 or more yards . . .

AMONG TEAM PUNTING LEADERS: Fields holds team records for gross punting average for both a career (45.7 yards) and a single season (48.8 yards per punt in 2011) . . . In fact, Fields owns three of the top five spots for single-game gross punting average:

| DOLPHINS GROSS AVERAGE PUNTING LEADERS | | | | | | |
|--|------|------|--|----------------------|-----------------|------|
| SINGLE-SEASON GROSS AVERAGE | | | | CAREER GROSS AVERAGE | | |
| PLAYER | YEAR | YDS. | | PLAYER | YEARS | AVG. |
| 1. BRANDON FIELDS | 2011 | 48.8 | | 1. BRANDON FIELDS | 2007-11 | 45.7 |
| 2. John Kidd | 1996 | 46.3 | | 2. John Kidd | 1994-97 | 44.2 |
| 3. BRANDON FIELDS | 2009 | 46.3 | | 3. Reggie Roby | 1983-92 | 43.3 |
| 4. BRANDON FIELDS | 2010 | 46.2 | | 4. Donnie Jones | 2005-06 | 43.2 |
| 5. Reggie Roby | 1991 | 45.7 | | 5. George Roberts | 1978-80 | 41.0 |
| | | | | Matt Turk | 2000-01, '03-04 | 41.0 |

In addition, Fields holds the team record for total gross punting yards in a game (564 yards at the N.Y. Jets on December 12, 2010) as well as two of the top five spots for single-game gross punting average:

DOLPHINS TOP SINGLE-GAME PUNTING PERFORMANCES

| GROSS YARDS | | | GROSS PUNTING AVERAGE | | |
|---------------------|-------------------|------|-----------------------|--------------------|------|
| PLAYER | DATE, OPP. | YDS. | PLAYER | DATE, OPP. | AVG. |
| 1. BRANDON FIELDS | 12/12/10 AT NYJ | 564 | 1. Reggie Roby | 9/28/86 vs. S.F. | 58.5 |
| 2. George Wilson | 9/9/66 vs. NYJ | 483 | 2. BRANDON FIELDS | 12/12/10 AT NYJ | 56.4 |
| 3. Klaus Wilmsmeyer | 9/20/98 vs. Pitt. | 458 | 2. BRANDON FIELDS | 12/4/11 VS. OAK. | 55.5 |
| 4. BRANDON FIELDS | 12/23/07 AT N.E. | 446 | 4. John Kidd | 10/27/96 vs. Dall. | 54.4 |
| 5. George Roberts | 10/12/80 at N.E. | 445 | 5. Reggie Roby | 10/20/91 vs. Hou. | 53.8 |

Fields' net average of 41.1 yards per punt in 2001 is the highest single-season figure in Dolphins history, surpassing his own previous team record of 39.8 net average, which he set in 2009:

HIGHEST DOLPHINS SINGLE-SEASON NET PUNTING AVERAGE

| PLAYER | YEAR | NO. | YARDS | NET AVG. | TB | IN 20 | LG |
|-------------------|------|-----|-------|----------|----|-------|----|
| 1. BRANDON FIELDS | 2011 | 78 | 3810 | 41.1 | 7 | 32 | 70 |
| 2. BRANDON FIELDS | 2009 | 75 | 3472 | 39.8 | 6 | 25 | 66 |
| 3. Donnie Jones | 2005 | 88 | 3827 | 39.3 | 7 | 31 | 63 |
| 4. John Kidd | 1996 | 78 | 3611 | 38.8 | 11 | 26 | 63 |
| 5. Reggie Roby | 1984 | 51 | 2281 | 38.1 | 10 | 15 | 69 |

AMONG ACTIVE NFL PUNTERS: Fields' career gross average of 45.7 yards per punt is tied for the second-highest figure among all punters active in the NFL in 2011:

HIGHEST GROSS PUNTING AVERAGE AMONG ACTIVE NFL PUNTERS

| PLAYER | TEAM | YEARS | NO. | YARDS | AVERAGE |
|------------------|-----------------|---------|-----|--------|---------|
| 1. Shane Lechler | Oakland | 2000-11 | 933 | 44,389 | 47.6 |
| 2. Andy Lee | San Francisco | 2004-11 | 723 | 33,069 | 45.7 |
| BRANDON FIELDS | MIAMI | 2007-11 | 377 | 17,227 | 45.7 |
| 4. Donnie Jones | St. Louis/Miami | 2004-11 | 648 | 29,379 | 45.3 |
| Mat McBriar | Dallas | 2004-11 | 494 | 22,369 | 45.3 |

2010 - Saw action in all 16 regular season games . . . On the season had 73 punts for 3,369 yards, an average of 46.2 yards per punt (and a net of 37.8 yards), with 31 punts inside the 20-yard line . . . Ranked third in the AFC and fifth in the NFL in gross punting average . . . Dropped a punt at the Bills' one-yard line with two minutes left at Buffalo (9/12), which helped seal a 13-10 victory . . . Had six punts for 242 yards at Minnesota (9/19), an average of 40.3 yards per kick, with four of those punts pinning the Vikings inside the 20-yard line . . . Booted three punts for 138 yards vs. N.Y. Jets (9/26), an average of 46.0 yards per kick, with all three punts inside the 20-yard line . . . One of those kicks was a 68-yard punt . . . Had three punts for 145 yards vs. Pittsburgh (10/24), an average of 48.3 yards per kick, including a 66-yard punt, at the time the third longest punt of his career . . . Booted four punts for 196 yards at Cincinnati (10/31), an average of 49.0 yards per punt, with a long of 55 yards . . . Had seven punts for 348 yards, an average of 49.7 yards per kick, with a long of 61 yards vs. Cleveland (12/5) . . . Played a key role in an inclement weather/field position game with ten punts for 564 yards, an average of 56.4 yards per punt with a net average of 49.6 yards, in the Dolphins' 10-6 win at N.Y. Jets (Dec. 12) . . . His punts went 53, 61, 38, 62, 49, 62, 69, 56, 56, and 58 yards and dramatically changed the field position . . . His 69-yard punt was his longest of the season and the second longest punt of his career . . . His ten punts is tied for the second-highest single-game figure in team annals, behind the 11 punts of Matt Turk on December 7, 2003 vs. New England . . . His gross punting average of 56.4 yards per punt is the second-highest single-game figure in Dolphins history (minimum four punts) and his 564 gross punting yards is the highest-single game total in team history . . . In addition, Fields' 564 gross punting yards at the Jets is the third-highest single-game total in the NFL since 1950:

MOST GROSS PUNTING YARDS IN A GAME IN NFL HISTORY

| PLAYER | TEAM | DATE, OPP. | NO. | YARDS | AVG. |
|--------------------------|--------------|------------------------|-----------|------------|-------------|
| 1. Leo Araguz | Oakland | 10/11/98 vs. S.D. | 16 | 709 | 44.3 |
| 2. Bob Scarpitto | Denver | 9/10/67 at Oak. | 12 | 565 | 47.1 |
| 3. BRANDON FIELDS | MIAMI | 12/12/10 AT NYJ | 10 | 564 | 56.4 |
| 4. Rick Tuten | Seattle | 11/28/93 vs. Den | 12 | 559 | 46.6 |
| 5. Shane Lechler | Oakland | 11/09/08 vs. Car | 11 | 556 | 50.5 |

2009 - Saw action in all 16 regular season games . . . On the season had 75 punts for 3,472 yards, an average of 46.3 yards per punt (and a net of 39.8 yards), with 25 punts inside the 20-yard line . . . Finished third in the AFC and sixth in the NFL in gross punting and was fourth in the AFC and eighth in the NFL in net punting . . . Had four punts for 199 yards, an average of 49.8 yards per punt, vs. N.Y. Jets (10/12) . . . Punted six times for 280 yards, an average of 46.7 yards per punt, with two punts inside the 20-yard line vs. New Orleans (10/25) . . . Recorded seven punts for 362 yards, an average of 51.7 yards per kick, with one punt inside the 20-yard line at N.Y. Jets (11/1) . . . Had punts of 66 and 59 yards in the first quarter of that Jets contest with the Dolphins deep in their territory to help keep the game scoreless in that period . . . Booted six punts for 273 yards, an average of 45.5 yards per punt, including a 62-yard kick, with three punts inside the twenty vs. Tampa Bay (11/15) . . . Punted six times for 301 yards, an average of 50.2 yards per kick, at Carolina (11/19) . . . Had three punts for 159 yards, an average of 53.0 yards per kick at Tennessee (12/20).

2008 - Saw action in all 16 regular season games . . . On the season had 74 punts for 3,249 yards, an average of 43.9 yards per punt with 24 kicks inside the 20-yard line . . . Punted four times for 189 yards, an average of 47.3 yards per kick, with two punts inside the 20-yard line at New England (9/21) . . . Punted three times for 163 yards, an average of 54.3 yards per punt vs. Baltimore (10/19) . . . Had five punts for 229 yards, an average of 45.8 yards per punt, with two punts inside the 20-yard line at Denver (11/2) . . . One of his punts in that contest was for a season and career-long 71 yards . . . It tied for the sixth longest punt in Dolphins history and the longest since Matt Turk had a 77-yard punt at Buffalo on Nov. 25, 2001 . . . Over a six game stretch (Games 9-14) he had nine punts inside the 20-yard line with no touchbacks . . . Had three of his five punts land inside the 20-yard line with no touchbacks vs. San Francisco (12/14) . . . Booted three punts for 132 yards, an average of 44.0, including a long of 56 yards while landing one punt inside the 20-yard line in AFC Wild Card game against Baltimore (1/4/09).

2007 - Played in all 16 games . . . Hit 77 punts for a 43.2-yard average with a long of 61, 10 inside the 20, six touchbacks and a net of 36.6 . . . Of his 77 punts, 21 went 50 yards or longer . . . Also served as the holder on placements . . . Became the first rookie to punt in a game for the Dolphins since Brent Bartholomew appeared in the first two games of 1999 . . . Was the first Dolphins rookie to handle the punting chores on a full-time basis since Reggie Roby in 1983 . . . Fields' gross average ranked seventh in the AFC and led the four rookie punters in the NFL in 2007 . . . Had two games with a gross average of 50.0+ yards; vs. Buffalo (11/11) when he put together a 51.2-yard mark on five punts and vs. N.Y. Jets (12/2) when he had a 51.0-yard mark on three punts . . . Season-long punt of 61 yards came in the Jets game . . . Had a net average of 40.0 or better four times, including a high of 45.8 vs. New England (10/21) . . . Had a season-high 10 punts at New England (12/23) when he put together a gross average of 44.6 and a net of 39.1 . . . In fact, over the final five games of the year, claimed a net average of 38.6, more than three yards better than his 35.3 mark over the first 11 contests.

COLLEGE

Was a four-year letterman at Michigan State (2003-06) . . . Averaged 45.0 yards per punt in his career . . . Totaled 57 punts inside the 20, 24 touchbacks and a long of 79 . . . Put together a 43.3-yard average on 57 punts, with 16 inside the 20, six touchbacks and a long of 73 as a senior . . . Handled the kickoff duties for the first four games of his junior season, when he earned Academic All-Big Ten Honors for the third year in a row . . . Amassed his highest average as a sophomore in 2004 when he punted 50 times for a 47.9-yard norm, a figure which led the NCAA that year . . . Was a first-team All-America selection from several media outlets, including the Associated Press . . . Also was a finalist for the Ray Guy Award, given to the nation's top punter . . . Was a first-team Freshman All-America pick by The Sporting News in 2003 when he averaged 46.4 yards on 62 punts with a career-high 17 punts inside the 20 and career-long 79 yard punt . . . Average led the Big Ten and ranked second nationally . . . Earned Big Ten Special Teams Player of the week honors on three occasions . . . Earned degree in kinesiology in May of 2006 and began work on his master's degree during his senior season.

PERSONAL

Married (Katie) . . . Attended St. John's High School in Toledo, Ohio . . . Was a first-team all-state pick as a punter his senior year while also handling the kickoff duties . . . Lettered in basketball as well . . . Created the Brandon and Katie Fields Youth Fitness Fund, which hosts camps in Palm Beach, Florida and Toledo, Ohio . . . Along with his wife, they host an annual event of cheerleading, football and fitness camps as part of the Brandon Fields Youth Sports Festival, which benefits his foundation . . . Son of Dr. David and Connie Fields . . . Father played basketball at Northwestern University . . . Ultimate goal is to become a chiropractor once his football career has concluded . . . His wife, father, brother, two uncles and five cousins are all chiropractors . . . His wife, Katie, graduated in August, 2011, with her degree in chiropractic medicine from Palmer College of Chiropractic in Port Orange, Fla., and is currently practicing in Cooper City, Fla . . . Lists "300" as favorite movie, "The Shield" as favorite television show, "Gates of Fire" as favorite book and Sevendust as favorite musical group . . . Was co-winner the 2012 Nat Moore Community Service Award, along with kicker Dan Carpenter . . . Participated in the Miami Dolphins Foundation Fishing and Golf Tournaments as well as the team's annual turkey giveaway and the "Lift Up America Food Giveaway" event . . . Took part in the Miami Dolphins Touchdown For Life Blood Drive . . . Donated money to help purchase toys and meals for the holidays . . . Helped with the inaugural Dolphins Cycling Challenge . . . Visited the Joe DiMaggio Children's Hospital and Broward Health during the holiday seasons . . . Helped serve food to the Homeless on Valentine's Day and Good Friday . . . Full name is Brandon David Fields, born May 21, 1984 in Southfield, Mich.

BRANDON FIELDS' NFL REGULAR SEASON STATISTICS

| YEAR | TEAM | GP | NO. | YDS. | AVG. | OPP. RET. | YDS. | NET | TB | IN20 | LG | BK |
|-------------------|-------|-----------|------------|---------------|-------------|------------|--------------|-------------|-----------|------------|-----------|----------|
| 2007 | Miami | 16 | 77 | 3,327 | 43.2 | 39 | 387 | 36.6 | 6 | 10 | 61 | 0 |
| 2008 | Miami | 16 | 74 | 3,249 | 43.9 | 37 | 485 | 35.5 | 7 | 24 | 71 | 0 |
| 2009 | Miami | 16 | 75 | 3,472 | 46.3 | 43 | 369 | 39.8 | 6 | 25 | 66 | 0 |
| 2010 | Miami | 16 | 73 | 3,369 | 46.2 | 43 | 454 | 37.8 | 4 | 31 | 69 | 2 |
| 2011 | Miami | 16 | 78 | 3,807 | 48.8 | 47 | 463 | 41.4 | 7 | 32 | 69 | 0 |
| NFL TOTALS | | 80 | 377 | 17,224 | 45.7 | 209 | 2,158 | 40.0 | 30 | 122 | 71 | 2 |

BRANDON FIELDS' NFL PLAYOFF STATISTICS

| YEAR | TEAM | GP | NO. | YDS. | AVG. | OPP. RET. | YDS. | NET | TB | IN20 | LG | BK |
|------|-------|----|-----|------|------|-----------|------|------|----|------|----|----|
| 2008 | Miami | 1 | 3 | 132 | 44.0 | 2 | 10 | 37.0 | 0 | 1 | 56 | 0 |

ADDITIONAL STATS

Special Teams Tackles: 1 in 2007, 2 in 2009, 4 in 2010 for total of 7.



Rushing: 1 for 0 yards in 2008.

NATE GARNER

75

TACKLE

HEIGHT: 6-7
WEIGHT: 325
BORN: 1/18/85
ACQUIRED: W, 2008 (NYJ)
COLLEGE: ARKANSAS '07
NFL: FIFTH SEASON
DOLPHINS: FIFTH SEASON

FINS FACT

During the past off-season, Nate hosted a youth group from the Cathedral of Pentecost church in Davie, Fla. to a Florida Panthers playoff game. "It was not really a planned thing," Nate said. "But we were able to get a suite and I encouraged as many of the young people from the church to go."

PRO CAREER

CAREER TRANSACTIONS: Was awarded off waivers to Miami from New York Jets on August 31, 2008 . . . Waived by New York Jets on August 30, 2008 . . . Originally a seventh-round draft choice (211th overall) of Jets in 2008.

2011 - Played in all 16 games with one start . . . Started at left guard at N.Y. Giants (10/30) in place of the injured Richie Incognito.

2010 - Spent the entire season on injured reserve while recovering from a foot injury.

2009 - Played in all 16 games with eight starts . . . Made NFL debut in a reserve role in season opener at Atlanta (9/13) . . . Started the final eight games of season at either left (weeks 9-12) or right guard (weeks 13-16) . . . Opened at left guard in place of the injured Justin Smiley in his first NFL start vs. Tampa Bay (11/15) . . . Started at left guard at Carolina (11/19) in place of the injured Smiley and wound up playing a total of four positions in the game: three positions on the offensive line (left guard, center and right tackle) following in-game injuries to Jake Grove and Vernon Carey, as well as a tight end on some goal line plays.

2008 - Was inactive for all 16 games and the AFC Wild Card game against Baltimore (1/4/09).

COLLEGE

Four-year letterman at Arkansas (2004-07) . . . Appeared in 37 contests during his Arkansas career . . . Started all 13 games at right tackle as a senior . . . Was a part of an offensive line that paved the way for two stellar running backs that were first round picks in the 2008 NFL Draft, Oakland's Darren McFadden (4th overall) and Dallas' Felix Jones (22nd overall) . . . Member of the Lon Farrell Academic Honor Roll for the 2003-04 academic year . . . Named a Hard Working Hog for the 2005-06 academic year . . . Majored in sociology.

PERSONAL

Attended Pulaski Robinson High School in Roland, Ark . . . Named to the PrepStar All-Region IV Team . . . Participated in the Miami Dolphins Foundation's fishing and golf tournaments . . . Helped deliver furniture to a family in Homestead selected by Miami-Dade schools as part of the team's Rooms To Go program . . . Visited Homestead Air Force Base . . . Purchased and gave away Thanksgiving meals and Holiday toys and also collected donations for Haiti relief . . . During the 2012 off-season, took a church youth group to a Florida Panthers playoff game . . . Participated in the Touchdown For Life Blood drive . . . Born January 18, 1985 in Roland, Ark.

NATE GARNER'S NFL REGULAR SEASON STATISTICS

GAMES/STARTS: 2008: INACTIVE; 2009: 16/8; 2010: Injured Reserve; 2011: 16/1
NFL TOTALS: 32/9

NATE GARNER'S NFL PLAYOFF STATISTICS

GAMES/STARTS: 2008: 0/0



DOLPHINS POST THREE PLAYOFF SHUTOUTS

The Miami Dolphins recorded a 31-0 win over the San Diego Chargers on January 10, 1993, in an AFC Divisional Playoff game. The Dolphins became just the fifth AFC team since the 1970 merger of the American and National Football Leagues to record a shutout in the playoffs. Amazingly, Miami has recorded three of the seven AFC playoff shutouts by having also earned a 14-0 win over the N.Y. Jets on January 23, 1983, and a 21-0 win over the Baltimore Colts on January 2, 1972. The only other AFC playoff shutouts were by the New York Jets (41-0 over the Indianapolis Colts on January 4, 2003), Oakland Raiders (27-0 over the Miami Dolphins on January 6, 2001), the San Diego Chargers (17-0 over the Kansas City Chiefs on January 2, 1993) and the Baltimore Colts (17-0 over the Cincinnati Bengals on December 26, 1970).

DAVID GARRARD

QUARTERBACK

9

HEIGHT: 6-1
 WEIGHT: 239
 BORN: 2/14/78
 ACQUIRED: FA, 2012
 COLLEGE: EAST CAROLINA '01
 NFL: NINTH SEASON
 DOLPHINS: FIRST SEASON




FINNS FACT

In 2004, after experiencing severe stomach and chest pains, David was diagnosed with Crohn's disease, an inflammatory bowel disease. He founded the David Garrard Foundation in 2009, a non-profit organization that encourages local youth to live an active and healthy lifestyle in addition to supporting research and awareness of Crohn's disease and colitis. David partnered with the Crohn's and Colitis Foundation of America in 2005 to help raise awareness for the disease and he started the "In the Zone for Crohn's" program in 2008 in conjunction with Centocor, which donated \$10,000 to CCFA on his behalf for every touchdown he accounted for from 2008-10 which has helped raise more than \$350,000 to CCFA. "When I learned how many children suffer from Crohn's disease I decided I had to speak out more to raise awareness and prove to them we can fight this and win," David said. "When a kid feels like they have been defeated, I try to inspire them to keep working towards their dreams. If I won't let Crohn's get the best of me, then I certainly won't let it get the best of these kids."

PRO CAREER

CAREER PRO BOWL SELECTIONS: 1 (2009)

CAREER TRANSACTIONS: Signed with the Dolphins as a free agent on March 19, 2012 . . . Originally drafted in the fourth round (108th overall) of the 2002 draft by the Jacksonville Jaguars.

2011 - Did not play the entire season . . . Was released by Jacksonville prior to the 2011 regular season.

2010 - Started 14 games for Jacksonville . . . Missed two games with injuries . . . Was 236 of 366 passing for 2,734 yards with 23 TDs and 15 INTs for a 90.8 rating . . . Set single-season franchise records for touchdown passes and completion percentage (64.5) . . . Ranked second in NFL with 108.3 fourth quarter passer rating and seventh in completion percentage . . . Completed 135 of 190 passes (73.8 pct.) with 19 TDs and five INTs for a 119.9 rating in the club's eight wins . . . Finished with multiple TD passes in eight of 14 games (7-1 record) and became first quarterback in franchise history to throw for three or more TDs in four different games in a season . . . Ranked third on the club with 279 yards on 66 carries with a career-high five TDs, the most rushing touchdowns by a Jaguars quarterback in a season . . . Was placed on injured reserve on December 31 with a finger injury and missed the season finale at Houston . . .

GAME HIGHLIGHTS - VS. DENVER (9/12): Opened season with three TDs on 16 of 21 passing for 170 yards . . . Set career high with 138.9 passer rating and had five completions of 20-plus yards . . .

AT SAN DIEGO (9/19): Finished 15 of 23 passing for 173 yards and one TD . . . Matched career-high with four INTs . . .

VS. PHILADELPHIA (9/26): Totaled 105 yards on 13 of 30 passing and had eight rushes for 23 yards . . .

VS. INDIANAPOLIS (10/3): Registered 77.3 completion percentage (17 of 22) and 163 yards passing with two TDs . . . Had five carries for a season-high 44 yards including a 25-yard TD run in the second quarter . . . Led team on game-winning drive from own 23-yard line with 48 seconds left that resulted in a 59-yard FG by Josh Scobee as time expired . . .

AT BUFFALO (10/10): Threw for 178 yards and three TDs on 16 of 20 passing (80.0 pct.) . . . Connected with Mercedes Lewis for two TDs and found Mike Sims-Walker for a score . . .

VS. TENNESSEE (10/18): Was 7 of 12 passing for 49 yards and one INT before suffering a concussion in the second quarter and did not return . . .

AT KANSAS CITY (10/24): Was inactive on 10/24 at KC, snapping a streak of 38 consecutive starts . . .

AT DALLAS (10/31): Returned to action and tossed a career-high four TD passes, tying a franchise-record, and set franchise record with 157.8 rating . . . Named AFC Offensive Player of the Week for his performance . . . Finished 17 of 21 passing for 260 yards . . . His passer rating was highest-ever against Dallas dating back to 1960 . . . Completed first 12 pass attempts and didn't have first incompletion until early in third quarter, hitting on all ten of his passes for 126 yards with two TDs for a perfect 158.3 rating in the first half . . . Joined Peyton Manning (12/17/09) and Randall Cunningham (9/10/00) as only QBs since 2000 to complete every pass and throw for two TDs in the first half . . . Accounted for all five of the team's TDs as he scored on a two-yard run in the second quarter . . . Became only second QB since 1970 to throw for four TDs and rush for one in a road win (Trent Green, 2000) . . .

VS. HOUSTON (11/14): Threw for a career-high 342 yards on 24 of 31 passing with two TDs for a 134.1 rating . . . Both TD passes were from 50-plus yards in the fourth quarter as he connected with Zach Miller from 52 yards and threw a game-winning 50-yard Hail Mary touchdown pass as time expired . . . Marked first time in franchise history for two 50-plus yard TD passes in the same quarter and only second time in a game (9/22/96 at New England, Jimmy Smith, 51 yards; Andre Rison, 61 yards, both from Mark Brunell) . . . Completed 14 straight passes to finish the game . . .

VS. CLEVELAND (11/21): Opened game with three straight completions to establish a franchise-record with 17 consecutive completions over a span of two games . . . Was 20 of 34 passing for 254 yards with two TDs and three INTs . . . Hooked up with Maurice Jones-Drew for a screen pass that went 75 yards, the longest completion of his career . . . Marked third straight game with multiple TD passes . . .

AT NEW YORK GIANTS (11/28): Completed 20 of 35 passes for 162 yards and one INT and scored on a five-yard run in the second quarter . . . Surpassed 15,000 career passing yards . . .

AT TENNESSEE (12/5): Was 14 of 19 passing (73.7 pct.) for 126 yards and scored on a four-yard run . . .

VS. OAKLAND (12/12): Threw for three touchdowns and tied Mark Burnell for single-season franchise record with 20 TD passes . . .

AT INDIANAPOLIS (12/18): Completed 24 of 38 passes for 294 yards and two TDs which set a single-season franchise record . . .

VS. WASHINGTON (12/26): Was 22 of 38 passing for 299 yards with one TD and two INTs and recorded a 20-yard TD run in the fourth quarter . . . Joined Brunell as only QBs in franchise history to surpass 16,000 career passing yards.

2009 - Started all 16 games for the second consecutive season . . . Replaced Indianapolis' Peyton Manning on AFC Pro Bowl roster . . . Completed 314 of 516 passes for 3,597 yards with 15 TDs and 10 INTs for a 83.5 rating . . . Joined Mark Brunell as only QBs in franchise history with multiple 3,000-yard passing seasons and the only QBs to do it in back-to-back seasons . . . Led all NFL QBs with career-high 323 rushing yards on 77 carries for three TDs . . . The 77 rushes were the most by a Jaguars QB in team history . . . Tied for 12th in NFL with career-high 29 completions of 25-plus yards, the second-most in team history . . . Registered career-high three 300-yard passing games, tied for the second-most in team history (6, Brunell, 1996) . . . His ten interceptions were tied for fifth-fewest in the league . . . Had streak of 155 consecutive passes without an interception . . . Directed three game-winning drives in the final seconds . . . Recorded a 100-plus rating in four games and had five games with two-plus TD passes . . .

GAME HIGHLIGHTS: Completed 23 of 43 passes for 282 yards with two TDs and one INT vs. Arizona (9/20) . . . Finished 18 of 30 for 214 yards along with 29 rushing yards and a TD at Houston (9/27) . . . Threw for 323 yards and tied his career-high with three TDs on 27 of 37 passing (73.0 pct.) for a 126.3 passer rating vs. Tennessee (10/4) . . . Also rushed eight times for 38 yards with a long of 16 . . . Established a then career high with 335 yards with 30 completions on 43 attempts with two INTs vs. St. Louis (10/18) as he connected on six of seven passes in overtime to set up game-winning field goal by Josh Scobee and Joined Mark Brunell as only players in franchise history to eclipse 11,000 career passing yards . . . Posted a 110.7 passer rating with 264 yards including a career-long 61-yard TD pass to Mike Sims-Walker vs. Kansas City (11/8) . . . Led Jaguars on a 12-play, 80-yard drive to set up a 21-yard field goal by Scobee as time expired at N.Y. Jets (11/15) . . . Was four of six on the drive for 68 yards including a 33-yard strike to Lewis . . . Connected with Sims-Walker on a slant for a 26-yard TD in the second quarter . . . Led club to second consecutive comeback win, vs. Buffalo (11/22), as he completed four of five passes for 53 yards on the final drive to move the ball into Bills territory and then connected with Sims-Walker for a three-yard score with 56 seconds remaining and then converted the two-point conversion with a run up the middle . . .

Registered his third 300-yard passing game of the season with 307 yards on 25 of 36 passing for a 95.5 passer rating at San Francisco (11/29) . . . Recorded a 106.0 passer rating with 15 of 28 for 238 yards and two TDs vs. Houston (12/6) . . . Hooked up with rookie TE Zach Miller on a 62-yard completion in the second quarter . . . Connected with Torry Holt on a 63-yard pass in the third quarter vs. Miami (12/13), his second consecutive game with a 60-plus yard completion and third of the season, as he finished 11 of 26 for 139 yards . . . Was 23 of 40 for 223 yards and three TDs vs. Indianapolis (12/17) which marked his fourth career game with three TDs and second of the season . . . Ended streak of 155 consecutive passes without an INT as he was picked off by Jacob Lacey on the club's final play . . . Completed 76.0 percent of his passes with 19 of 25 for 185 yards and rushed for a touchdown at New England (12/27) . . . Accounted for the club's only points on a two-yard run in the fourth quarter . . . Ended season with 202 yards on 22 of 39 passing with two TDs and one INT and rushed five times for 40 yards at Cleveland (1/3/10).

2008 - Started all 16 games for first time in his career . . . Named team captain . . . Recorded 335 completions on 535 attempts for 3,620 yards with 15 TDs and 13 INTs for a 81.7 rating . . . Ranked tenth in the NFL in passing yards and sixth in the AFC . . . Ranked second among all NFL QBs with 322 rushing yards on 73 carries . . . Registered 42 completions of 20-plus yards with five TDs . . . In the five Jaguars wins, completed 103 of 146 passes (70.5 pct.) for 1,155 yards with six TDs and only one INT for a 104.7 passer rating . . . Had a 100-plus passer rating in four of the five wins . . . Led the club to three comeback wins . . . Recorded a 60-plus completion percentage in 11 of 16 games including five games with a 70-plus completion percentage . . . Was 17 of 28 passing for 165 yards vs. Buffalo (9/14) with one INT along with six rushes for 32 yards . . . Led a game-winning drive with 1:07 remaining capped by Josh Scobee's 51-yard field goal with four seconds left at Indianapolis (9/21) . . . Recorded a 103.1 passer rating vs. Houston (9/28), completing 23 of 32 passes (71.9 pct.) for 236 yards with one TD in overtime win . . . Had 41 rushing yards on seven carries including a five-yard TD run in the fourth quarter . . . Led team to a game-winning field goal in OT, completing both pass attempts for 46 yards . . . Hooked up with Mercedes Lewis for a 30-yard TD pass in the third quarter for the game-winning score at Denver (10/12) . . . Directed offense to 16 fourth quarter points at Cincinnati (11/2) but ended four-game streak without an INT and streak of 167 attempts without throwing an INT . . . Completed 18 of 25 passing (72.0 pct.) for 238 yards with two TDs for a 128.4 passer rating at Detroit (11/9) . . . Recorded first career 300-yard passing game with 317 yards and one TD and two INTs on 27 of 45 passing vs. Minnesota (11/23) . . . Completed 71.4 percent of passes with 25 of 35 for 287 yards with one TD and one INT for a 93.4 passer rating at Houston (12/1) . . . Also caught a pass for minus-six yards on a deflection . . . Was 21 of 33 passing for 238 yards vs. Green Bay (12/14) with two TDs and a 105.4 passer rating . . . Completed a career-high 28 of 41 passes for a then career-high 329 yards with one TD and one INT for a 90.4 passer rating vs. Indianapolis (12/18).

2007 - Started 12 games . . . Missed three games with an ankle injury and was healthy deactivation for regular season finale . . . Led Jaguars to a 9-3 mark in 12 starts . . . Started both postseason games . . . Named team captain . . . Completed 208 of 325 passes for 2,509 yards with 18 TDs and an NFL-low three INTs for a 102.2 passer rating . . . Led NFL in third down passing (128.8) and ranked third in passer rating and fifth in fourth quarter passing (103.9) . . . Started season with 230 consecutive passes without an INT over a span of eight games . . . Recorded a 100-plus passer rating in career-high seven games and threw for multiple TDs in five of the season's last six games . . . Had 34 completions of 20-plus yards with six TDs . . . Recorded a 60.0 completion percentage in nine of the last 11 regular season games . . . Offense ranked seventh in the NFL at 357.4 yards per game, the second-highest ranking in franchise history . . . Named to USA Today All-Joe Team which goes to players and coaches who have overachieved and are often overlooked . . . Named second alternate for Pro Bowl despite playing in only 12 games . . . Was 22 of 34 passing for 221 yards with two TDs for a 102.7 passer rating, his fourth consecutive game with a 100-plus passer rating at Houston (10/14) . . . Completed eight of 12 passes for 72 yards in ESPN Monday Night Football Game vs. Indianapolis (10/22), before leaving the game in the second quarter with an injured left ankle . . . Was inactive for next three games at Tampa Bay (10/28), at New Orleans (11/4) and at Tennessee (11/11) . . . Returned to starting lineup vs. San Diego (11/18) and finished 15 of 24 passing (62.5 pct.) for 189 yards and two TDs for 114.8 passer rating . . . Threw for 296 passing yards vs. Buffalo (11/25), completing 23 of 37 passes with a 59-yard TD pass . . . Extended team record with his eighth consecutive game without an INT . . . Posted 82.8 completion percentage at Indianapolis (12/2) . . . Tied career-high with three TD passes at Pittsburgh (12/16), completing 17 of 33 for 197 yards and was named NFL FedEx Express Player of the Week . . . Notched fifth consecutive game with at least two TD passes vs.

Oakland (12/23) . . . Dressed but did not play in regular season finale at Houston (12/30) . . . Made first career postseason start in AFC Wild Card game at Pittsburgh (1/5/08) and directed club to first postseason win since 1999 and first road playoff win since Jan. 4, 1997 . . . Completed nine of 21 passes for 140 yards with one TD and two INTs . . . Rushed five times for 58 yards including a 32-yard run in the fourth quarter on fourth-and-two to set up the game-winning field goal . . . Connected with Maurice Jones-Drew on a 43-yard TD pass, a career-long postseason completion . . . Hit on 22 of 33 passes (66.7 pct.) for 278 yards with two TDs and one INT for 100.3 passer rating at New England (1/12/08) . . .

LOWEST INTERCEPTION PERCENTAGE: Finished with second-lowest interception percentage in a season for any quarterback in NFL history (now third) with 300-plus attempts at 0.92 (3 INTs in 325 atts.) . . .

LOWEST INTERCEPTION PERCENTAGE IN AN NFL SEASON

| PLAYER | TEAM | YEAR | ATT. | INT. | PCT. |
|-------------------------|---------------------|-------------|------------|----------|-------------|
| 1. Tom Brady | New England | 2010 | 492 | 4 | 0.81 |
| 2. Steve DeBerg | Kansas City | 1990 | 444 | 4 | 0.90 |
| 3. DAVID GARRARD | JACKSONVILLE | 2007 | 325 | 3 | 0.92 |
| 4. Alex Smith | San Francisco | 2011 | 445 | 5 | 1.12 |
| 5. Steve Bartkowski | Atlanta | 1983 | 432 | 5 | 1.16 |

2006 - Played in 11 games with ten starts . . . Compiled a 5-5 mark as a starter . . . Completed 145 of 241 passes for 1,735 yards and ten TDs with nine INTs for a passer rating of 80.5 . . . Had 24 completions of 20-plus yards and posted 100-plus rating in four games . . . Threw career-high three TD passes and 120.6 passer rating vs. Tennessee (11/5) . . . Led Jaguars to a victory on Monday Night Football vs. N.Y. Giants (11/20) as he completed 19 of 32 passes for 249 yards . . . Earned AFC Offensive Player of the Week honors at Miami (12/3) with 16 of 22 passing (72.7 pct.) for 229 yards and two TDs for rating of 136.4.

2005 - Played in seven games with five starts . . . Completed 98 of 168 passes for 1,117 yards and four TDs with only one INT for a passer rating of 83.9 . . . Started final five regular season games for injured starter Byron Leftwich . . . Played all but four offensive plays at Arizona (11/27) when Leftwich was injured and threw for 115 yards and rushed for 61 yards and a TD . . . Tossed two TD passes in first start of the season and led team to third consecutive road win at Cleveland (12/4) . . . Saw action as a reserve in AFC Wild Card game and completed three of eight passes for 68 yards at New England (1/7/06).

2004 - Played in four games with two starts . . . Finished 38 of 72 for 374 yards and two TDs for a passer rating of 71.2 . . . Added 12 rushes for 76 yards and one score . . . Started for an injured Byron Leftwich (knee) vs. Detroit (11/14) and completed 19 of 36 passes for 198 yards and two TDs . . . Directed the game-winning drive in overtime, adding seven rushes for 42 yards.

2003 - Played in two games . . . Completed nine of 12 passes for 86 yards and one TD for a passer rating of 122.2 . . . Was backup to Byron Leftwich for final 12 weeks of the season after starter Mark Brunell injured his elbow Sept. 21 . . . Made first appearance of the season on final drive of game vs. Tennessee (10/26) and completed nine of 12 passes for 86 yards, including five-yard TD pass.

2002 - Appeared in four games with one start in rookie season . . . Finished 23 of 46 passing for 231 yards with one TD and two INTs for a 53.8 passer rating . . . Saw first NFL action on team's final two drives, taking five snaps vs. N.Y. Jets (9/29) . . . Played final three quarters after Mark Brunell was injured at Tennessee (10/13) . . . Ran seven times for team-high 71 yards and two TDs, becoming team's first QB to score two TDs in a game . . . His 41-yard TD run is the longest ever by a Jaguars QB, and his 71 yards rushing is the most ever by a Jaguars QB . . . Threw an INT on his first NFL pass attempt and was sacked three times . . . Hooked up with Jimmy Smith for his first career TD pass vs. Tennessee (12/22) . . . Made first NFL start in regular season finale at Indianapolis (12/29) and completed 13 of 26 passes for 135 yards for 65.4 passer rating . . . Became only eighth player to start a game at QB for Jaguars.

COLLEGE

Started 38 of 44 games at East Carolina . . . Rewrote school's record books in four seasons with 60 TD passes and 21 rushing TDs . . . Holds school's career records with 10,238 yards in total offense (second in Conference USA history

behind Chris Redman), 666 completions (fourth) and 60 TD passes (third) . . . Threw for at least 2,000 yards in four straight seasons . . . Named second-team All-Conference USA in final three seasons . . . Played in three bowl games: 2001 GMAC, 2000 Galleryfurniture.com Bowl and 1999 Mobile Alabama Bowl . . . Redshirted as a true freshman in 1997 . . . Majored in construction management.

PERSONAL Married (Mary) with son, Justin Thomas . . . Attended Southern Durham (N.C.) High, where he was a Prep Stars All-America choice and rated best QB in the state . . . Started 40 games, gaining 9,023 yards in total offense with 113 TDs . . . Responsible for 31 TDs as a senior . . . As a junior, threw for 1,800 yards with 32 TDs and rushed for 1,400 yards with 24 scores . . . Founded the David Garrard Foundation in 2009, a non-profit organization that encourages local youth to live an active and healthy lifestyle in addition to supporting research and awareness of Crohn's disease and colitis . . . Actively involved on a national and local level to raise awareness for Crohn's disease and breast cancer . . . Partnered with the Crohn's and Colitis Foundation of America in 2005 to help raise awareness for the disease and he started the "In the Zone for Crohn's" program in 2008 in conjunction with Centocor, which donated \$10,000 to CCFA on his behalf for every touchdown he accounted for from 2008-10 and he has helped raise more than \$350,000 to CCFA . . . Was a guest on The Rachel Ray Show in 2009 to raise awareness for Crohn's disease and won the Super Bowl Recipe Playoff . . . Served as Honorary Chair of the Take Steps for Crohn's and Colitis Walk held in Jacksonville . . . Spent part of 2006 offseason visiting youth camps across the country for kids suffering with Crohn's . . . Served as co-chair of the Race for the Cure to help raise funds and awareness for breast cancer research . . . Lost his mother, Shirley, to breast cancer when David was 16 years old . . . Involved with Baptist Cancer Institute in Jacksonville and filmed a PSA to promote breast cancer education and to encourage women to get checked frequently . . . Established the Hope for Holidays program along with his wife, Mary . . . Serves as co-chair of the Christmas event for Bright Holidays . . . Supports programs of the Jaguars Foundation including the Playbooks reading initiative . . . Participates in charity golf tournaments . . . Served as the Jaguars' 2002 spokesman for American Lung Association of Florida's Unpuffables anti-tobacco program geared toward fifth-graders . . . Served as a judge for the inaugural Jacksonville Backyard BBQ Championships in 2009 . . . Hosted the "Air it Out" Football and Cheer Summer Camps at Southern High School in Durham, N.C. . . . The camps provide youth from 6 to 17 years old with the fundamentals of football and cheerleading . . . Honored in 2009 with a key to the city of Durham from Mayor Bill Bell for his work in the community . . . Played in 2010 Murray Brothers Caddyshack Charity Golf Tournament . . . In 2009, he launched "Make a Handoff" program which encouraged residents and fans of Garrard to perform random acts of kindness . . . Each week before a home game, distributed nine pairs of tickets via Twitter (@davidgarrard9) and each pair of tickets came with a note encouraging the winners to perform an act of kindness for someone they don't know . . . Hosted Fishing for the Cure – Garrard's Gamefish & Gridiron event at the Conch House Marina in St. Augustine to raise money for his foundation . . . Served as celebrity waiter in 2009 at Morton's Steakhouse for annual charity event that raises money for Wolfson and Shands Hospitals . . . Participated in the Miami Dolphins Foundation Fishing Tournament . . . Last name pronounced: guh-RARD . . . Full name is David Douglas Garrard, born February 14, 1978 in East Orange, N.J..

| DAVID GARRARD'S NFL REGULAR SEASON PASSING STATISTICS | | | | | | | | | | | | | | |
|---|--------------|----|----|------|------|------|-------|------|----|------|-----|-----|------|-------|
| YEAR | TEAM | GP | GS | ATT. | CMP. | PCT. | YDS | | TD | INT. | LG | YDS | | |
| | | | | | | | YDS | ATT. | | | | SK | LST | RATE |
| 2002 | Jacksonville | 4 | 1 | 46 | 23 | 50.0 | 231 | 5.0 | 1 | 2 | 22 | 7 | 40 | 53.8 |
| 2003 | Jacksonville | 2 | 0 | 12 | 9 | 75.0 | 86 | 7.2 | 1 | 0 | 28 | 0 | 0 | 122.2 |
| 2004 | Jacksonville | 4 | 2 | 72 | 38 | 52.8 | 374 | 5.2 | 2 | 1 | 36t | 6 | 35 | 71.2 |
| 2005 | Jacksonville | 7 | 5 | 168 | 98 | 58.3 | 1117 | 6.6 | 4 | 1 | 37 | 8 | 45 | 83.9 |
| 2006 | Jacksonville | 11 | 10 | 241 | 145 | 60.2 | 1735 | 7.2 | 10 | 9 | 49 | 20 | 119 | 80.5 |
| 2007 | Jacksonville | 12 | 12 | 325 | 208 | 64.0 | 2509 | 7.7 | 18 | 3 | 59t | 21 | 99 | 102.2 |
| 2008 | Jacksonville | 16 | 16 | 535 | 335 | 62.6 | 3620 | 6.8 | 15 | 13 | 41 | 42 | 288 | 81.7 |
| 2009 | Jacksonville | 16 | 16 | 516 | 314 | 60.9 | 3597 | 7.0 | 15 | 10 | 63 | 42 | 236 | 83.5 |
| 2010 | Jacksonville | 14 | 14 | 366 | 236 | 64.5 | 2734 | 7.5 | 23 | 15 | 75 | 33 | 253 | 90.8 |
| NFL TOTALS | | 86 | 76 | 2281 | 1406 | 61.6 | 16003 | 7.0 | 89 | 54 | 75 | 179 | 1115 | 85.8 |

Career Regular Season Record As A Starter: 0-1 in 2002; 1-1 in 2004; 4-1 in 2005; 5-5 in 2006; 9-3 in 2007; 5-11 in 2008; 7-9 in 2009; 8-6 in 2010 for total of 39-37.

DAVID GARRARD'S NFL REGULAR SEASON RUSHING STATISTICS

| YEAR | TEAM | NO. | YDS. | AVG. | LG | TD |
|-------------------|--------------|------------|-------------|------------|------------|-----------|
| 2002 | Jacksonville | 25 | 139 | 5.6 | 41t | 2 |
| 2004 | Jacksonville | 0 | 0 | — | — | 0 |
| 2004 | Jacksonville | 12 | 76 | 6.3 | 12 | 1 |
| 2005 | Jacksonville | 31 | 172 | 5.5 | 28 | 3 |
| 2006 | Jacksonville | 47 | 250 | 5.3 | 20 | 0 |
| 2007 | Jacksonville | 49 | 185 | 3.8 | 19 | 1 |
| 2008 | Jacksonville | 73 | 322 | 4.4 | 24 | 2 |
| 2009 | Jacksonville | 77 | 323 | 4.2 | 30 | 3 |
| 2010 | Jacksonville | 66 | 279 | 4.2 | 25t | 5 |
| NFL TOTALS | | 380 | 1746 | 4.6 | 41t | 17 |

DAVID GARRARD'S NFL PLAYOFF PASSING STATISTICS

| YEAR | TEAM | GP | GS | ATT. | CMP. | PCT. | YDS | | | | YDS | | | |
|------------|--------------|----|----|------|------|------|-----|------|----|------|-----|----|-----|------|
| | | | | | | | YDS | ATT. | TD | INT. | LG | SK | LST | RATE |
| 2005 | Jacksonville | 1 | 1 | 8 | 3 | 37.5 | 68 | 8.50 | 0 | 0 | 41 | 2 | 12 | 68.8 |
| 2007 | Jacksonville | 2 | 2 | 54 | 31 | 57.4 | 418 | 7.74 | 3 | 3 | 43t | 5 | 44 | 77.5 |
| NFL TOTALS | | 3 | 3 | 62 | 34 | 54.8 | 486 | 7.8 | 3 | 3 | 43t | 7 | 56 | 76.4 |

Career Playoff Record As A Starter: 0-1 in 2005; 1-1 in 2007 for total of 1-2.

DAVID GARRARD'S NFL PLAYOFF RUSHING STATISTICS

| YEAR | TEAM | NO. | YDS. | AVG. | LG | TD |
|-------------------|--------------|-----------|-----------|------------|-----------|----------|
| 2005 | Jacksonville | 2 | 14 | 7.0 | 9 | 0 |
| 2007 | Jacksonville | 8 | 72 | 9.0 | 32 | 0 |
| NFL TOTALS | | 10 | 86 | 8.6 | 32 | 0 |

ADDITIONAL STATS

Receiving: 1 catch for -6 yards in 2008

SINGLE-GAME HIGHS

| | | |
|-------------------------------|------|---|
| Pass Attempts: | 45 | vs. Minnesota, 11/23/08 |
| | 43 | vs. Arizona, 9/20/09 |
| | 43 | vs. St. Louis, 10/18/09 |
| | 42 | vs. Cleveland, 10/26/08 |
| | 41 | vs. Indianapolis, 12/18/08 |
| Pass Completions: | 30 | vs. St. Louis, 10/18/09 |
| | 28 | vs. Indianapolis, 12/18/08 |
| | 27 | vs. Minnesota, 11/23/08 |
| | 27 | vs. Tennessee, 10/4/09 |
| | 26 | vs. Indianapolis, 12/11/05 |
| Yards Passing: | 342 | vs. Houston, 11/14/10 |
| | 335 | vs. St. Louis, 10/18/09 |
| | 329 | vs. Indianapolis, 12/18/08 |
| | 323 | vs. Tennessee, 10/4/09 |
| | 317 | vs. Minnesota, 11/23/08 |
| TD Passes: | 4 | at Dallas, 10/31/10 |
| | 3 | Seven times (last: vs. Oakland, 12/12/10) |
| Long Passes: | 75 | vs. Cleveland, 11/21/10 |
| | 63 | vs. Miami, 12/13/09 |
| | 62 | vs. Houston, 12/6/09 |
| | 61t | vs. Kansas City, 11/8/09 |
| | 59t | vs. Buffalo, 11/25/07 |
| Completion Percentage: | 82.8 | at Indianapolis, 12/2/07 (24 of 29) |
| | 81.0 | at Dallas, 10/31/10 (17 of 21) |
| | 80.0 | at Buffalo, 10/10/10 (16 of 20) |

Passer Rating:

77.4 vs. Houston, 11/14/10
 77.3 vs. Indianapolis, 10/3/10
 157.8 at Dallas, 10/31/10
 138.9 vs. Denver, 9/12/10
 136.4 at Miami, 12/3/06
 134.1 vs. Houston, 11/14/10
 128.4 at Detroit, 11/9/08

Rush Attempts:

12 at Denver, 9/23/07
 11 at Indianapolis, 12/29/02
 10 at Tennessee, 12/5/10

Rushing Yards:

71 at Tennessee, 10/13/02
 61 at Arizona, 11/27/05
 59 vs. Cleveland, 10/26/08

Long Run:

41t at Tennessee, 10/13/02
 32 at Pittsburgh, 1/5/08*
 30 at Houston, 9/27/09

Rushing TDs:

2 at Tennessee, 10/13/02

* - Playoff game

2002 GAME-BY-GAME STATISTICS

| DATE | OPPONENT | P/S | PASSING | | | | | | | RUSHING | | | | | W/L | SCORE |
|--------------------|-----------------|------------|-----------|-----------|------------|-------------|----------|----------|-----------|-------------|-----------|------------|------------|----------|------------|-------|
| | | | ATT | CMP | YDS | PCT | TD | INT | LG | TKLD | ATT | YDS | LG | TD | | |
| 9/29 | N.Y. JETS | P | 0 | 0 | 0 | 0.0 | 0 | 0 | 0 | 0/0 | 2 | -2 | -1 | 0 | W | 28-3 |
| 10/13 | at Tennessee | P | 7 | 4 | 53 | 57.1 | 0 | 2 | 22 | 3/16 | 7 | 71 | 41t | 2 | L | 14-23 |
| 12/22 | TENNESSEE | P | 13 | 6 | 43 | 46.2 | 1 | 0 | 11 | 1/1 | 5 | 26 | 10 | 0 | L | 10-28 |
| 12/29 | at Indianapolis | S | 26 | 13 | 135 | 50.0 | 0 | 0 | 21 | 3/23 | 11 | 44 | 16 | 0 | L | 13-20 |
| 2002 TOTALS | | 4-1 | 46 | 23 | 231 | 50.0 | 1 | 2 | 22 | 7/40 | 25 | 139 | 41t | 2 | 1-3 | |

2003 GAME-BY-GAME STATISTICS

| DATE | OPPONENT | P/S | PASSING | | | | | | | RUSHING | | | | | W/L | SCORE |
|--------------------|-----------|------------|-----------|----------|-----------|-------------|----------|----------|-----------|------------|----------|----------|----------|----------|------------|-------|
| | | | ATT | CMP | YDS | PCT | TD | INT | LG | TKLD | ATT | YDS | LG | TD | | |
| 10/26 | TENNESSEE | P | 12 | 9 | 86 | 75.0 | 1 | 0 | 28 | 0/0 | 0 | 0 | 0 | 0 | L | 17-30 |
| 11/30 | TAMPA BAY | P | 0 | 0 | 0 | 0.0 | 0 | 0 | 0 | 0/0 | 0 | 0 | 0 | 0 | W | 17-10 |
| 2003 TOTALS | | 2-0 | 12 | 9 | 86 | 75.0 | 1 | 0 | 28 | 0/0 | 0 | 0 | 0 | 0 | 1-1 | |

2004 GAME-BY-GAME STATISTICS

| DATE | OPPONENT | P/S | PASSING | | | | | | | RUSHING | | | | | W/L | SCORE |
|--------------------|------------|------------|-----------|-----------|------------|-------------|----------|----------|------------|-------------|-----------|-----------|-----------|----------|------------|-------|
| | | | ATT | CMP | YDS | PCT | TD | INT | LG | TKLD | ATT | YDS | LG | TD | | |
| 10/31 | at Houston | P | 2 | 2 | 28 | 100.0 | 0 | 0 | 20 | 0/0 | 0 | 0 | 0 | 0 | L | 6-20 |
| 11/14 | DETROIT | S | 36 | 19 | 198 | 52.8 | 2 | 0 | 36t | 3/22 | 7 | 42 | 12 | 0 | W | 23-17 |
| 11/21 | TENNESSEE | S | 27 | 13 | 129 | 48.1 | 0 | 1 | 18 | 2/6 | 5 | 34 | 11 | 1 | L | 15-18 |
| 12/26 | HOUSTON | P | 7 | 4 | 19 | 57.1 | 0 | 0 | 12 | 1/7 | 0 | 0 | 0 | 0 | L | 0-21 |
| 2004 TOTALS | | 4-2 | 72 | 38 | 374 | 52.8 | 2 | 1 | 36t | 6/35 | 12 | 76 | 12 | 1 | 1-3 | |

2005 GAME-BY-GAME STATISTICS

| DATE | OPPONENT | P/S | PASSING | | | | | | | RUSHING | | | | | W/L | SCORE |
|-----------------------|-----------------|------------|-----------|------------|-------------|-------------|----------|----------|-----------|-------------|-----------|------------|-----------|----------|------------|-------|
| | | | ATT | CMP | YDS | PCT | TD | INT | LG | TKLD | ATT | YDS | LG | TD | | |
| 11/20 | at Tennessee | P | 0 | 0 | 0 | 0.0 | 0 | 0 | 0 | 0/0 | 1 | 12 | 12 | 0 | W | 31-28 |
| 11/27 | at Arizona | P | 26 | 12 | 115 | 46.2 | 0 | 0 | 17 | 0/0 | 6 | 61 | 27 | 1 | W | 24-17 |
| 12/4 | at Cleveland | S | 20 | 11 | 116 | 55.0 | 2 | 1 | 22 | 1/1 | 9 | 13 | 28 | 0 | W | 20-14 |
| 12/11 | INDIANAPOLIS | S | 35 | 26 | 250 | 74.3 | 1 | 0 | 31 | 0/0 | 5 | 19 | 6 | 1 | L | 18-26 |
| 12/18 | SAN FRANCISCO | S | 40 | 21 | 216 | 52.5 | 0 | 0 | 30 | 2/14 | 5 | 27 | 13t | 1 | W | 10-9 |
| 12/24 | at Houston | S | 31 | 18 | 292 | 58.1 | 1 | 0 | 37 | 3/16 | 5 | 40 | 23 | 0 | W | 38-20 |
| 1/1/06 | TENNESSEE | S | 16 | 10 | 128 | 62.5 | 0 | 0 | 32 | 2/14 | 0 | 0 | 0 | 0 | W | 40-13 |
| 1/7/06 | at New England# | P | 8 | 3 | 68 | 37.5 | 0 | 0 | 12 | 2/12 | 2 | 14 | 9 | 0 | L | 3-28 |
| 2005 TOTALS | | 7-5 | 98 | 168 | 1117 | 58.3 | 4 | 1 | 37 | 8/45 | 31 | 172 | 28 | 3 | 6-1 | |
| PLAYOFF TOTALS | | 0-1 | 8 | 3 | 68 | 37.5 | 0 | 0 | 12 | 2/12 | 2 | 14 | 9 | 0 | 0-1 | |

2006 GAME-BY-GAME STATISTICS

| DATE | OPPONENT | P/S | PASSING | | | | | | | RUSHING | | | | | W/L | SCORE |
|-------|-----------------|-----|---------|-----|-----|------|----|-----|----|---------|-----|-----|----|----|-----|-------|
| | | | ATT | CMP | YDS | PCT | TD | INT | LG | TKLD | ATT | YDS | LG | TD | | |
| 10/8 | N.Y. JETS | P | 0 | 0 | 0 | 0.0 | 0 | 0 | 0 | 0/0 | 0 | 0 | 0 | 0 | W | 41-0 |
| 10/29 | at Philadelphia | S | 17 | 10 | 87 | 58.8 | 0 | 0 | 24 | 1/11 | 8 | 36 | 13 | 0 | W | 13-6 |

2006 GAME-BY-GAME STATISTICS

| DATE | OPPONENT | P/S | PASSING | | | | | | | | RUSHING | | | | W/L | SCORE |
|--------------------|----------------|-----|--------------|------------|------------|-------------|-------------|-----------|----------|-----------|---------------|-----------|------------|-----------|----------|------------|
| | | | ATT | CMP | YDS | PCT | TD | INT | LG | TKLD | ATT | YDS | LG | TD | | |
| 11/05 | TENNESSEE | S | 22 | 12 | 177 | 54.5 | 3 | 0 | 26 | 2/8 | 2 | 14 | 12 | 0 | W | 37-7 |
| 11/12 | HOUSTON | S | 34 | 15 | 214 | 44.1 | 0 | 4 | 36 | 2/10 | 4 | 44 | 16 | 0 | L | 10-13 |
| 11/20 | N.Y. GIANTS | S | 32 | 19 | 249 | 59.4 | 0 | 0 | 49 | 0/0 | 9 | 31 | 17 | 0 | W | 26-10 |
| 11/26 | at Buffalo | S | 22 | 16 | 132 | 72.7 | 2 | 0 | 28 | 3/16 | 5 | 28 | 16 | 0 | L | 24-27 |
| 12/03 | at Miami | S | 22 | 16 | 229 | 72.7 | 2 | 0 | 33 | 4/26 | 6 | 24 | 17 | 0 | W | 24-10 |
| 12/10 | INDIANAPOLIS | S | 14 | 8 | 79 | 57.1 | 0 | 1 | 19 | 1/7 | 4 | 4 | 4 | 0 | W | 44-17 |
| 12/17 | at Tennessee | S | 37 | 22 | 233 | 59.5 | 1 | 3 | 37 | 4/30 | 6 | 43 | 20 | 0 | L | 17-24 |
| 12/24 | NEW ENGLAND | S | 23 | 17 | 195 | 73.9 | 1 | 0 | 41 | 1/0 | 2 | 11 | 7 | 0 | L | 21-24 |
| 12/31 | at Kansas City | S | 18 | 10 | 140 | 55.6 | 1 | 1 | 39 | 2/11 | 1 | 15 | 15 | 0 | L | 30-35 |
| 2006 TOTALS | | | 11-10 | 241 | 145 | 1735 | 60.2 | 10 | 9 | 49 | 20/119 | 47 | 250 | 20 | 0 | 6-5 |

2007 GAME-BY-GAME STATISTICS

| DATE | OPPONENT | P/S | PASSING | | | | | | | | RUSHING | | | | W/L | SCORE |
|-----------------------|-----------------|-----|--------------|------------|------------|-------------|-------------|-----------|----------|------------|--------------|-----------|------------|-----------|----------|-------------|
| | | | ATT | CMP | YDS | PCT | TD | INT | LG | TKLD | ATT | YDS | LG | TD | | |
| 9/9 | TENNESSEE | S | 30 | 17 | 204 | 56.7 | 1 | 0 | 47t | 3/7 | 4 | 27 | 13 | 0 | L | 10-13 |
| 9/16 | ATLANTA | S | 25 | 17 | 272 | 68.0 | 1 | 0 | 33 | 4/21 | 5 | 20 | 11 | 0 | W | 13-7 |
| 9/23 | at Denver | S | 20 | 14 | 154 | 70.0 | 1 | 0 | 23 | 3/14 | 12 | 52 | 19 | 0 | W | 23-14 |
| 10/7 | at Kansas City | S | 27 | 20 | 218 | 74.1 | 1 | 0 | 40 | 4/17 | 4 | 9 | 10 | 0 | W | 17-7 |
| 10/14 | HOUSTON | S | 34 | 22 | 221 | 64.7 | 2 | 0 | 27 | 1/8 | 5 | 26 | 12 | 0 | W | 37-17 |
| 10/22 | INDIANAPOLIS | S | 12 | 8 | 72 | 66.7 | 0 | 0 | 22 | 1/6 | 0 | 0 | 0 | 0 | L | 7-29 |
| 10/28 | at Tampa Bay | | INACTIVE | | | | | | | | | | | | W | 24-23 |
| 11/4 | at New Orleans | | INACTIVE | | | | | | | | | | | | L | 24-41 |
| 11/11 | at Tennessee | | INACTIVE | | | | | | | | | | | | W | 28-13 |
| 11/18 | SAN DIEGO | S | 25 | 15 | 189 | 62.5 | 2 | 0 | 36t | 0/0 | 5 | 4 | 7 | 0 | W | 24-17 |
| 11/25 | BUFFALO | S | 37 | 23 | 296 | 62.2 | 1 | 0 | 59t | 1/4 | 1 | 7 | 7 | 0 | W | 36-14 |
| 12/2 | at Indianapolis | S | 29 | 24 | 257 | 82.8 | 2 | 1 | 35 | 3/14 | 4 | 5 | 3 | 0 | L | 25-28 |
| 12/9 | CAROLINA | S | 36 | 20 | 230 | 55.6 | 2 | 0 | 27 | 0/0 | 1 | 8 | 8 | 0 | W | 37-6 |
| 12/16 | at Pittsburgh | S | 33 | 17 | 197 | 51.5 | 3 | 1 | 55t | 0/0 | 4 | 8 | 6 | 0 | W | 29-22 |
| 12/23 | OAKLAND | S | 18 | 11 | 199 | 61.1 | 2 | 1 | 43 | 1/8 | 4 | 19 | 9 | 1 | W | 49-11 |
| 12/30 | at Houston | | INACTIVE | | | | | | | | | | | | L | 28-42 |
| 1/05 | at Pittsburgh# | S | 21 | 9 | 140 | 42.9 | 1 | 2 | 43t | 4/36 | 5 | 58 | 32 | 0 | W | 31-29 |
| 1/12 | at New England# | S | 33 | 22 | 278 | 66.7 | 2 | 1 | 34 | 1/8 | 3 | 14 | 9 | 0 | L | 20-31 |
| 2007 TOTALS | | | 12-12 | 325 | 208 | 2509 | 64.0 | 18 | 3 | 59t | 21/99 | 49 | 185 | 19 | 1 | 11-5 |
| PLAYOFF TOTALS | | | 2-2 | 54 | 31 | 418 | 57.4 | 3 | 3 | 43t | 5/44 | 8 | 72 | 32 | 0 | 1-1 |

2008 GAME-BY-GAME STATISTICS

| DATE | OPPONENT | P/S | PASSING | | | | | | | | RUSHING | | | | W/L | SCORE |
|--------------------|-----------------|-----|--------------|------------|------------|-------------|-------------|-----------|-----------|-----------|---------------|-----------|------------|-----------|----------|-------------|
| | | | ATT | CMP | YDS | PCT | TD | INT | LG | TKLD | ATT | YDS | LG | TD | | |
| 9/7 | at Tennessee | S | 35 | 23 | 215 | 65.7 | 1 | 2 | 33 | 7/59 | 3 | 2 | 2 | 0 | L | 10-17 |
| 9/14 | BUFFALO | S | 28 | 17 | 165 | 60.7 | 0 | 1 | 15 | 2/20 | 6 | 32 | 11 | 0 | L | 16-20 |
| 9/21 | at Indianapolis | S | 22 | 16 | 167 | 72.7 | 0 | 1 | 26 | 0/0 | 2 | 8 | 6 | 0 | W | 23-21 |
| 9/28 | HOUSTON | S | 23 | 32 | 236 | 71.9 | 1 | 0 | 24 | 1/0 | 7 | 41 | 13 | 1 | W | 30-27 |
| 10/5 | PITTSBURGH | S | 32 | 18 | 200 | 56.3 | 1 | 0 | 32 | 3/25 | 4 | 12 | 8 | 0 | L | 21-26 |
| 10/12 | at Denver | S | 34 | 25 | 276 | 73.5 | 1 | 0 | 30t | 2/15 | 8 | 7 | 4 | 0 | W | 24-17 |
| 10/26 | CLEVELAND | S | 42 | 25 | 283 | 59.5 | 2 | 0 | 35 | 3/16 | 7 | 59 | 24 | 0 | L | 17-23 |
| 11/2 | at CINCINNATI | S | 38 | 23 | 229 | 60.5 | 0 | 1 | 31 | 3/15 | 6 | 23 | 8 | 0 | L | 19-21 |
| 11/09 | at Detroit | S | 25 | 18 | 238 | 72.0 | 2 | 0 | 29 | 1/11 | 2 | 10 | 8 | 0 | W | 38-14 |
| 11/16 | TENNESSEE | S | 30 | 13 | 135 | 43.3 | 0 | 1 | 19 | 4/18 | 3 | 16 | 7 | 0 | L | 14-24 |
| 11/23 | MINNESOTA | S | 45 | 27 | 317 | 60.0 | 1 | 2 | 30 | 4/31 | 5 | 11 | 8 | 0 | L | 12-30 |
| 12/1 | at Houston | S | 35 | 25 | 287 | 71.4 | 1 | 1 | 33 | 3/25 | 5 | 10 | 7 | 0 | L | 17-30 |
| 12/7 | at Chicago | S | 38 | 19 | 178 | 50.0 | 1 | 1 | 27 | 3/19 | 3 | 11 | 5 | 0 | L | 10-23 |
| 12/14 | GREEN BAY | S | 33 | 21 | 238 | 63.6 | 2 | 0 | 41 | 2/9 | 5 | 31 | 16 | 0 | W | 20-16 |
| 12/18 | INDIANAPOLIS | S | 41 | 28 | 329 | 68.3 | 1 | 1 | 28t | 3/25 | 3 | 9 | 5 | 1 | L | 24-31 |
| 12/28 | at Baltimore | S | 25 | 14 | 127 | 56.0 | 1 | 2 | 23t | 1/0 | 4 | 40 | 22 | 0 | L | 7-27 |
| 2008 TOTALS | | | 16-16 | 535 | 335 | 3620 | 62.6 | 15 | 13 | 41 | 42/288 | 73 | 322 | 24 | 2 | 5-11 |

2009 GAME-BY-GAME STATISTICS

| DATE | OPPONENT | P/S | PASSING | | | | | | | | RUSHING | | | | W/L | SCORE |
|------|-----------------|-----|---------|-----|-----|------|----|-----|-----|------|---------|-----|----|----|-----|-------|
| | | | ATT | CMP | YDS | PCT | TD | INT | LG | TKLD | ATT | YDS | LG | TD | | |
| 9/13 | at Indianapolis | S | 28 | 14 | 122 | 50.0 | 0 | 0 | 26 | 1/8 | 4 | 14 | 7 | 0 | L | 12-14 |
| 9/20 | ARIZONA | S | 43 | 23 | 282 | 53.5 | 2 | 1 | 34 | 4/7 | 4 | 27 | 13 | 1 | L | 17-31 |
| 9/27 | at Houston | S | 30 | 18 | 214 | 60.0 | 0 | 0 | 28 | 0/0 | 5 | 29 | 30 | 1 | W | 31-24 |
| 10/4 | TENNESSEE | S | 37 | 27 | 323 | 73.0 | 3 | 0 | 33t | 2/18 | 8 | 38 | 16 | 0 | W | 37-17 |

2009 GAME-BY-GAME STATISTICS

| DATE | OPPONENT | P/S | PASSING | | | | | | | | RUSHING | | | | W/L | SCORE |
|--------------------|------------------|-----|--------------|------------|------------|-------------|-------------|-----------|-----------|-----------|---------------|-----------|------------|-----------|----------|------------|
| | | | ATT | CMP | YDS | PCT | TD | INT | LG | TKLD | ATT | YDS | LG | TD | | |
| 10/11 | at Seattle | S | 31 | 18 | 188 | 58.1 | 0 | 0 | 28 | 4/26 | 1 | 1 | 1 | 0 | L | 0-41 |
| 10/18 | ST. LOUIS | S | 43 | 30 | 335 | 69.8 | 0 | 2 | 41 | 3/9 | 4 | 31 | 13 | 0 | W | 23-20 |
| 11/1 | at Tennessee | S | 27 | 14 | 139 | 51.9 | 0 | 2 | 25 | 3/22 | 3 | 22 | 12 | 0 | L | 13-30 |
| 11/8 | KANSAS CITY | S | 27 | 18 | 264 | 66.7 | 1 | 0 | 61t | 1/11 | 9 | 29 | 8 | 0 | W | 24-21 |
| 11/15 | at N.Y. Jets | S | 26 | 16 | 221 | 61.5 | 1 | 0 | 33 | 2/13 | 6 | 11 | 11t | 1 | W | 24-22 |
| 11/22 | BUFFALO | S | 30 | 21 | 215 | 70.0 | 1 | 1 | 35 | 2/7 | 6 | 16 | 6 | 0 | W | 18-15 |
| 11/29 | at San Francisco | S | 36 | 25 | 307 | 69.4 | 0 | 0 | 30 | 6/46 | 2 | 10 | 5 | 0 | L | 3-20 |
| 12/6 | HOUSTON | S | 28 | 15 | 238 | 53.6 | 2 | 0 | 62 | 4/22 | 8 | 13 | 12 | 0 | W | 23-18 |
| 12/13 | MIAMI | S | 26 | 11 | 139 | 42.3 | 0 | 0 | 63 | 3/17 | 6 | 26 | 10 | 0 | L | 10-14 |
| 12/17 | INDIANAPOLIS | S | 40 | 23 | 223 | 57.5 | 3 | 1 | 25 | 2/17 | 2 | 6 | 5 | 0 | L | 31-35 |
| 12/27 | at New England | S | 25 | 19 | 185 | 76.0 | 0 | 2 | 20 | 2/8 | 4 | 10 | 4 | 1 | L | 7-35 |
| 1/3/10 | at Cleveland | S | 39 | 22 | 202 | 56.4 | 2 | 1 | 22 | 3/5 | 5 | 40 | 15 | 0 | L | 17-23 |
| 2009 TOTALS | | | 16-16 | 516 | 314 | 3597 | 60.9 | 15 | 10 | 63 | 42/236 | 77 | 323 | 30 | 3 | 7-9 |

2010 GAME-BY-GAME STATISTICS

| DATE | OPPONENT | P/S | PASSING | | | | | | | | RUSHING | | | | W/L | SCORE |
|--------------------|-----------------|-----|--------------|------------|------------|-------------|-------------|-----------|-----------|-----------|---------------|-----------|------------|------------|----------|------------|
| | | | ATT | CMP | YDS | PCT | TD | INT | LG | TKLD | ATT | YDS | LG | TD | | |
| 9/12 | DENVER | S | 21 | 16 | 170 | 76.2 | 3 | 0 | 26 | 1/5 | 7 | 10 | 5 | 0 | W | 24-17 |
| 9/19 | at San Diego | S | 23 | 15 | 173 | 65.2 | 1 | 4 | 26 | 2/14 | 1 | -1 | -1 | 0 | L | 13-38 |
| 9/26 | PHILADELPHIA | S | 30 | 13 | 105 | 43.3 | 0 | 1 | 23 | 7/53 | 7 | 32 | 11 | 0 | L | 3-28 |
| 10/3 | INDIANAPOLIS | S | 22 | 17 | 163 | 77.3 | 2 | 0 | 22 | 0/0 | 5 | 44 | 25t | 1 | W | 31-28 |
| 10/10 | at Buffalo | S | 20 | 16 | 178 | 80.0 | 3 | 1 | 27t | 2/13 | 3 | 9 | 7 | 0 | W | 36-26 |
| 10/18 | TENNESSEE | S | 12 | 7 | 49 | 58.3 | 0 | 1 | 10 | 0/0 | 0 | 0 | 0 | 0 | L | 3-30 |
| 10/24 | at Kansas City | | INACTIVE | | | | | | | | | | | | L | 20-42 |
| 10/31 | at Dallas | S | 21 | 17 | 260 | 81.0 | 4 | 0 | 42t | 3/22 | 2 | 2 | 2t | 1 | W | 35-17 |
| 11/14 | HOUSTON | S | 31 | 24 | 342 | 77.4 | 2 | 0 | 52t | 2/16 | 7 | 35 | 14 | 0 | W | 31-24 |
| 11/21 | CLEVELAND | S | 34 | 20 | 254 | 58.8 | 2 | 3 | 75 | 4/28 | 3 | 9 | 6 | 0 | W | 24-20 |
| 11/28 | at N.Y. Giants | S | 35 | 20 | 162 | 57.1 | 0 | 1 | 21 | 4/41 | 6 | 41 | 11 | 1 | L | 20-24 |
| 12/5 | at Tennessee | S | 19 | 14 | 126 | 73.7 | 0 | 0 | 20 | 1/7 | 10 | 19 | 7 | 1 | W | 17-6 |
| 12/12 | OAKLAND | S | 22 | 11 | 159 | 50.0 | 3 | 1 | 48t | 2/8 | 5 | 32 | 24 | 0 | W | 38-31 |
| 12/19 | at Indianapolis | S | 38 | 24 | 294 | 63.2 | 2 | 1 | 39 | 1/5 | 4 | 8 | 5 | 0 | L | 24-34 |
| 12/26 | WASHINGTON | S | 38 | 22 | 299 | 57.9 | 1 | 2 | 37 | 4/41 | 6 | 39 | 20t | 1 | L | 17-20 |
| 1/2/11 | at Houston | | INACTIVE | | | | | | | | | | | | L | 17-34 |
| 2010 TOTALS | | | 14-14 | 366 | 236 | 2734 | 64.5 | 23 | 15 | 75 | 33/253 | 66 | 279 | 25t | 5 | 8-8 |

- Playoff game



TRADING PLACES

When the National Football League rescheduled the Dolphins' home game against the Kansas City Chiefs in 2005 to Friday, October 21 because of the impending arrival of Hurricane Wilma, it was not the first time the club had to change a contest's date or venue for a variety of reasons. In fact, that marked the third straight year and fourth time in five seasons this occurred.

Since 1990, the Dolphins have had to alter the date or venue of a game six times, and the Dolphins are 3-3 in such games. The following are games in which the Dolphins have either had to change a date or site on short notice since 1990:

| Original Date, Venue | Opponent | New Date, Venue | Reason | Result |
|------------------------------|-------------|---------------------|----------------------|------------------|
| 9/7/92, Joe Robbie Stadium | New England | 10/18/92, JRS | Hurricane Andrew | Dolphins, 38-17 |
| 10/26/97, Pro Player Stadium | Chicago | 10/27/97, PPS | World Series | Bears, 36-33, OT |
| 9/16/01, Pro Player Stadium | Buffalo | 1/6/02, PPS | 9/11 | Dolphins, 34-7 |
| 10/27/03, Qualcomm Stadium | San Diego | 10/27/03, Sun Devil | California Wildfires | Dolphins, 26-10 |
| 9/12/04, Pro Player Stadium | Tennessee | 9/11/04, PPS | Hurricane Ivan | Titans, 17-7 |
| 10/23/05, Dolphins Stadium | Kansas City | 10/21/05, DS | Hurricane Wilma | Chiefs, 30-20 |


CLYDE GATES

WIDE RECEIVER

10

HEIGHT: 5-11
 WEIGHT: 190
 BORN: 6/13/86
 ACQUIRED: D4, 2011
 COLLEGE: ABILENE CHRISTIAN '11
 NFL: SECOND SEASON
 DOLPHINS: SECOND SEASON





FINS FACT

Clyde took an unusual route to the NFL. He quit football after his freshman year at Vernon (Texas) High School to concentrate on basketball, where he was a standout point guard. He walked on the basketball team at Tyler Junior College, but he left school after not appearing in any games in 2004-05. His high school coach set up tryouts for him with Georgia Tech and Georgetown, but Clyde could not afford the airfare and he returned home to Vernon. While home, he met the secondary coach at Abilene Christian, a Division II school, and he enrolled there in 2007 with his cousin and an old junior college friend, Johnny Knox, who now plays receiver for the Chicago Bears. Gates walked on the football team despite not having played for six years, and became a full-time starter in 2009, his junior year. "It's a blessing," Gates said. "It's just part of a plan. I really had no control over (my situation)," Gates said. "I was just trailing my cousin. They talked me into it, and I just went for it, and it kind of worked out for the better."

PRO CAREER

CAREER TRANSACTIONS: Originally a fourth-round draft choice (111th overall) of Miami in 2011.

2011 - Played in 15 games and was inactive for one game . . . Recorded two receptions for 19 yards . . . Added 34 kickoff returns for 843 yards, an average of 24.8 yards per return, with a long return of 77 yards . . . Had three punt returns for 32 yards, an average of 10.7 yards per return . . . Ranked fifth in the AFC and 13th in the NFL in kickoff return average . . . Made his NFL and Dolphins debut vs. New England (9/12) and had six kickoff returns for 129 yards, an average of 21.5 yards per return . . . Had an eight yard reception at San Diego (10/2) from Matt Moore, the first reception of his NFL career . . . Recorded an 11-yard reception at Dallas (11/24) from Moore and also had three kickoff returns for 92 yards, an average of 30.7 yards per return . . . Gained four yards on one rush vs. Oakland (12/4), the first rushing attempt of his career . . . Added one kickoff return, a 77-yard return at the start of the second half that led to a Dolphins touchdown . . . It was the longest kickoff return by a Dolphin since Ted Ginn, Jr. had a 101-yard return for a touchdown vs. the N.Y. Jets on Nov. 1, 2009.

COLLEGE

Played in 46 games with 34 starts at Abilene Christian . . . Finished collegiate career with 158 receptions for 2,885 yards (18.3 avg.) and 27 touchdowns . . . Added 38 carries for 336 yards (8.9 avg.) with five touchdowns . . . Also returned 20 kickoffs for 520 yards (26.0 avg.) . . . Registered 13 100-yard receiving performances . . . Left school ranked second in career receiving yards and tied for second in touchdown catches . . . Registered 118 first downs on his 158 catches (74.7-percent) and converted 20 third-down throws and three more on fourth-down snaps . . . Also 103 of his catches (65.2-percent) were good for at least ten yards, including 48 grabs (30.4-percent) of 20 yards or longer . . . Started all 12 games as a senior in 2010 . . . Finished season with 66 catches for 1,182 (17.9 avg.) and 13 touchdowns . . . Added three rushes for seven yards . . . Named a first-team Little All-American selection and Division II Receiver of the Year by The NFL Draft Report . . . Added first-team All-Lone Star Conference South honors and was also chosen LSC South Receiver of the Year . . . Opened season with five catches for 138 yards and two scores at Washburn . . . Had 11 receptions for 135 yards and a score at Texas A&M-Kingsville . . . Caught three passes for 121 yards and two scores at Incarnate Word . . . Registered seven receptions for 124 yards and three scores at Eastern New Mexico . . . Played in 13 games with 12 starts as a junior in 2009 . . . Finished season with 49 receptions

for 702 yards (14.3 avg.) and five touchdowns . . . Added ten rushes for 46 yards . . . Named a first-team All-Lone Star Conference South selection . . . Gained at least 100 yards receiving in four contests . . . Caught six passes for 126 yards and a score vs. Eastern New Mexico . . . Had five receptions for 111 yards with a long of 72 yards and a TD vs. Texas A&M-Kingsville . . . Played in ten games with six starts as a sophomore in 2008 . . . Finished season with 31 receptions for 716 yards (23.1 avg.) with eight touchdowns . . . Added 11 rushes for 94 yards and a touchdown . . . Received first-team All-Lone Star Conference South honors . . . Also returned five kickoffs for 105 yards (21.0 avg.), including a 49-yarder that set up a Wildcats touchdown drive . . . Opened season with five catches for 122 yards at NW Missouri State . . . Caught eight passes for 164 yards and two scores with a long of 74 yards at Eastern New Mexico . . . Played in 11 games with four starts as a freshman . . . Had not played football since his freshman year in high school . . . Finished season with 12 receptions for 285 yards (23.8 avg.) with one touchdown . . . Added 14 carries for 189 rushing yards and four touchdowns . . . Gained 402 yards on 14 kickoff returns and his 28.7 yards per attempt ranked 13th in the nation . . . Six of his kickoff returns led to ACU touchdown drives . . . Named honorable mention All-LSC . . . Caught one pass for a 56-yard touchdown at Angelo State . . . Was a walk-on for the Tyler (Tex.) Junior College basketball team during the 2004-05 season, but did not appear in any games . . . Majored in physical education.

PERSONAL Has a son, Edmond Gates, Jr. . . Attended Vernon (Tex.) High School . . . Earned All-District honors in basketball . . . Cousin of running back Bernard Scott, a sixth-round selection of the Cincinnati Bengals in 2009 . . . Full name is Edmond "Clyde" Darell Gates, born June 13, 1986 in Vernon, Tex.

CLYDE GATES' NFL REGULAR SEASON STATISTICS

| YEAR | TEAM | GP | GS | RECEIVING | | | | | RUSHING | | | | |
|------|-------|----|----|-----------|------|------|----|----|---------|------|------|----|----|
| | | | | NO. | YDS. | AVG. | LG | TD | ATT. | YDS. | AVG. | LG | TD |
| 2011 | Miami | 15 | 0 | 2 | 19 | 9.5 | 11 | 0 | 1 | 4 | 4.0 | 4 | 0 |

CLYDE GATES' NFL REGULAR SEASON KICK RETURN STATISTICS

| YEAR | TEAM | GP | GS | PUNT RETURNS | | | | | | KICKOFF RETURNS | | | | |
|------|-------|----|----|--------------|----|------|------|----|----|-----------------|------|------|----|----|
| | | | | NO. | FC | YDS. | AVG. | LG | TD | NO. | YDS. | AVG. | LG | TD |
| 2011 | Miami | 15 | 0 | 3 | 0 | 32 | 10.7 | 17 | 0 | 34 | 843 | 24.8 | 77 | 0 |

2011 GAME-BY-GAME STATISTICS

| DATE | OPPONENT | P/S | RECEIVING | | | | | RUSHING | | | | W/L | SCORE |
|-------------|--------------------|-----|-----------|------|----|----|------|---------|----|----|---|------|--------|
| | | | NO. | YDS. | LG | TD | ATT. | YDS. | LG | TD | | | |
| 9/12 | NEW ENGLAND | P | 0 | 0 | 0 | 0 | 0 | 0 | 0 | 0 | 0 | L | 24-38 |
| 9/18 | HOUSTON | P | 0 | 0 | 0 | 0 | 0 | 0 | 0 | 0 | 0 | L | 13-23 |
| 9/25 | at Cleveland | P | 0 | 0 | 0 | 0 | 0 | 0 | 0 | 0 | 0 | L | 16-17 |
| 10/2 | at San Diego | P | 1 | 8 | 8 | 0 | 0 | 0 | 0 | 0 | 0 | L | 16-26 |
| 10/17 | at New York Jets | P | 0 | 0 | 0 | 0 | 0 | 0 | 0 | 0 | 0 | L | 6-24 |
| 10/23 | DENVER | P | 0 | 0 | 0 | 0 | 0 | 0 | 0 | 0 | 0 | L | 15-18* |
| 10/30 | at New York Giants | | INACTIVE | | | | | | | | | L | 17-20 |
| 11/6 | at Kansas City | P | 0 | 0 | 0 | 0 | 0 | 0 | 0 | 0 | 0 | W | 31-3 |
| 11/13 | WASHINGTON | P | 0 | 0 | 0 | 0 | 0 | 0 | 0 | 0 | 0 | W | 20-9 |
| 11/20 | BUFFALO | P | 0 | 0 | 0 | 0 | 0 | 0 | 0 | 0 | 0 | W | 35-8 |
| 11/24 | at Dallas | P | 1 | 11 | 11 | 0 | 0 | 0 | 0 | 0 | 0 | L | 19-20 |
| 12/4 | OAKLAND | P | 0 | 0 | 0 | 0 | 1 | 4 | 4 | 0 | 0 | W | 34-14 |
| 12/11 | PHILADELPHIA | P | 0 | 0 | 0 | 0 | 0 | 0 | 0 | 0 | 0 | L | 10-26 |
| 12/18 | at Buffalo | P | 0 | 0 | 0 | 0 | 0 | 0 | 0 | 0 | 0 | W | 30-23 |
| 12/24 | at New England | P | 0 | 0 | 0 | 0 | 0 | 0 | 0 | 0 | 0 | L | 24-27 |
| 1/1 | NEW YORK JETS | P | 0 | 0 | 0 | 0 | 0 | 0 | 0 | 0 | 0 | W | 19-17 |
| 2011 TOTALS | | | 15-0 | 2 | 19 | 11 | 0 | 1 | 4 | 4 | 0 | 6-10 | |

* - Overtime

GARY GUYTON

LINEBACKER

59

HEIGHT: 6-3
 WEIGHT: 250
 BORN: 11/14/85
 ACQUIRED: UFA, 2012 (N.E.)
 COLLEGE: GEORGIA TECH '08
 NFL: FIFTH SEASON
 DOLPHINS: FIRST SEASON





FINS FACT

Gary was host of the third Annual Coastal Georgia Pro Sports Festival, which was held on June 24-25, 2012 in his hometown of Hinesville, Ga. The weekend consisted of the Great Amazing Race, which provided kids with an opportunity to pair up with a parent, grandparent, sibling or mentor and experience the thrill of running in a fun and exciting environment, as well as a free football and cheerleader camp, that featured Gary and his friends from around the NFL. "This was my opportunity to give back to the kids in Coastal Georgia," Gary said. "Along with teaching skills, we also focused on encouraging kids to work hard in the classroom and to say no to negative influences."

PRO CAREER

CAREER TRANSACTIONS: Signed by the Dolphins as an unrestricted free agent on April 17, 2012 . . . Originally signed as an undrafted college free agent by New England on April 28, 2008.

2011 - Played in 13 games with six starts in the regular season for New England . . . Recorded 47 tackles, one interception for 17 yards and a pass deflection . . . Recorded three solo tackles at Miami (9/12) including one tackle for a one-yard loss . . . Recorded nine tackles vs. N.Y. Jets (10/9) . . . Had a season-high 10 tackles vs. Dallas (10/16) . . . Tallied three tackles at Pittsburgh (10/30) while returning an interception for 17 yards . . . Recorded five tackle vs. N.Y. Giants (11/6) and Kansas City (11/21).

2010 - Played all 16 regular season games with eight starts . . . Also started Patriots playoff contest . . . Recorded 61 tackles, three sacks for 18 yards, two interception for 72 yards and one touchdown, a forced fumble, a fumble recovery, seven pass deflections and two special teams tackles in the regular season . . . Recorded two tackles vs. Cincinnati (9/12) while returning an interception for a 59-yard touchdown . . . Tallied six solo tackles at San Diego (10/24) while recording one special teams solo tackle . . . Recorded three solo tackles at Pittsburgh (11/14) including one sack for a 10-yard loss . . . Had a season-high nine tackles vs. Indianapolis (11/21) . . . Tallied eight tackles including a sack for a five-yard loss at Detroit (11/25) . . . Had three tackles at Chicago (12/12) while returning an interception for 13 yards and recovering a fumble . . . Tallied eight tackles while recording one special teams solo tackle vs. Green Bay (12/19) . . . Recorded six tackles at Buffalo (12/26) including a sack for a three-yard loss and forcing a fumble . . . Had two solo tackles vs. Miami (1/2/11) . . . Tallied four solo tackles in the Divisional Round playoff game vs. N.Y. Jets (1/16/11).

2009 - Started all 16 regular season games . . . Also started Patriots playoff contest . . . Recorded 85 tackles, 1.5 sacks for 10 yards and three pass deflections in the regular season . . . Had a season-high 10 tackles at N.Y. Jets (9/20). . . Tallied seven tackles vs. Atlanta (9/27) . . . Recorded five solo tackles while deflecting one pass vs. Baltimore (10/4) . . . Tallied eight tackles while deflecting one pass at Indianapolis (11/15) . . . Registered seven tackles at New Orleans (11/30) . . . Had five tackles at Buffalo (12/20), including one sack for a 10-yard loss . . . Tallied four tackles in the Wild Card Round playoff game vs. Baltimore (1/10/10).

2008 - Played in 15 games with two starts as a rookie . . . Recorded 25 tackles, two fumble recoveries, three pass deflections and eight special teams tackles . . . Tallied two assisted tackles while recording two special teams solo tackles vs. Miami (9/21) . . . Had two solo tackles while tallying one special teams solo tackle at San Francisco (10/5) . . . Tallied two solo tackles vs. Denver (10/20) while recovering a fumble and recording two special teams

assisted tackles . . . Recorded one solo tackle while deflecting two passes vs. N.Y. Jets (11/13) and also recorded one special teams solo tackle and recovered a fumble . . . Tallied a season-high six tackles vs. Pittsburgh (11/30) . . . Made his first career start at Seattle (12/7) and recorded two solo tackles while deflecting one pass.

COLLEGE

Played in 50 games with 26 starts at Georgia Tech . . . Started all 13 games at outside linebacker as a senior in 2007 . . . Ranked second on the team with 78 total tackles and added five sacks . . . Had eight solo tackles, two sacks and three tackles-for-loss against North Carolina . . . Recorded 29 tackles, eight tackles for loss and two sacks as a junior in 2006 . . . Made a key play in the Jackets' win at 10th-ranked Virginia Tech when he scooped up a fumble and returned it 38 yards for a touchdown . . . Had an interception against Troy . . . Recorded 19 tackles as a sophomore in 2005 with three tackles for loss, one sack and one pass breakup . . . Had a sack for an eight-yard loss against Duke . . . Made his mark on special teams as a true freshman in 2004 . . . Caused and recovered a fumble on a kickoff return against Georgia, giving Tech possession at the 14-yard line to set up a touchdown . . . Made the Top 10 Plays of the Day on ESPN with his crushing block on a punt return against Virginia Tech . . . Majored in management.

PERSONAL

Four-year letterman in football at Bradwell Institute in Hinesville, Ga. . . . Had 56 tackles, six tackles for loss, three sacks, three fumble recoveries, five pass breakups and a blocked kick as a senior . . . Also returned two fumbles and an interception for touchdowns . . . Recorded 59 tackles with nine sacks, 10 tackles for loss, one interception and a fumble recovery as a junior . . . Full name is Gary Donnell Guyton, born November 14, 1985 in Hinesville, Ga.

GARY GUYTON'S NFL REGULAR SEASON STATISTICS

| YEAR | TEAM | GP | GS | TACKLES | | | | | INTERCEPTIONS | | | | | FUMBLES | | |
|-------------------|-------------|-----------|-----------|------------|------------|-----------|------------|-------------|---------------|-----------|------------|----------|-----------|----------|----------|----------|
| | | | | TOT | SOLO | ASST | SK | YDS | NO | YDS | LG | TD | PD | FF | FR | YDS |
| 2008 | New England | 15 | 2 | 25 | 19 | 6 | 0.0 | 0.0 | 0 | 0 | — | 0 | 3 | 0 | 2 | 0 |
| 2009 | New England | 16 | 16 | 85 | 55 | 30 | 1.5 | 10.0 | 0 | 0 | — | 0 | 3 | 0 | 0 | 0 |
| 2010 | New England | 16 | 8 | 61 | 42 | 19 | 3.0 | 18.0 | 2 | 72 | 59t | 1 | 7 | 1 | 1 | 0 |
| 2011 | New England | 13 | 6 | 47 | 26 | 21 | 0.0 | 0.0 | 1 | 17 | 17 | 0 | 1 | 0 | 0 | 0 |
| NFL TOTALS | | 60 | 32 | 218 | 142 | 76 | 4.5 | 28.0 | 3 | 89 | 59t | 1 | 14 | 1 | 3 | 0 |

GARY GUYTON'S NFL PLAYOFF STATISTICS

| YEAR | TEAM | GP | GS | TACKLES | | | | | INTERCEPTIONS | | | | | FUMBLES | | |
|-------------------|-------------|----------|----------|----------|----------|----------|------------|------------|---------------|----------|----------|----------|----------|----------|----------|----------|
| | | | | TOT | SOLO | ASST | SK | YDS | NO | YDS | LG | TD | PD | FF | FR | YDS |
| 2009 | New England | 1 | 1 | 4 | 2 | 2 | 0.0 | 0.0 | 0 | 0 | — | 0 | 0 | 0 | 0 | 0 |
| 2010 | New England | 1 | 1 | 4 | 4 | 0 | 0.0 | 0.0 | 0 | 0 | — | 0 | 0 | 0 | 0 | 0 |
| 2011 | New England | | | INACTIVE | | | | | | | | | | | | |
| NFL TOTALS | | 2 | 2 | 8 | 6 | 2 | 0.0 | 0.0 | 0 | 0 | — | 0 | 0 | 0 | 0 | 0 |

ADDITIONAL STATS

Special Teams Forced Fumbles: 8 in 2008.



BROTHERS FIRST

Dolphins center Mike Pouncey (2011, 15th overall) and his brother, center Maurkice (2010, 18th overall, Pittsburgh), are just the fourth pair of siblings to both be drafted in the first round. The Pounceys join cornerback Vontae (2009, 25th overall, Miami) and tight end Vernon (2006, sixth overall, San Francisco) Davis; quarterback Eli (2004, 1st overall, San Diego/Traded to New York Giants) and quarterback Peyton (1998, 1st overall, Indianapolis) Manning and defensive end Jerome (2003, 15th overall, Philadelphia) and tackle Stocker (2000, 20th overall, Detroit) McDougle.

BRIAN HARTLINE

82

WIDE RECEIVER

HEIGHT: 6-2
WEIGHT: 199
BORN: 11/22/86
ACQUIRED: D4, 2009
COLLEGE: OHIO STATE '10
NFL: FOURTH SEASON
DOLPHINS: FOURTH SEASON



FINS FACT

Brian brings an successful track background to his play as a wide receiver with the Dolphins. While at GlenOak High School in Canton, Ohio, he ran track for three years and won state titles in both the 110-meter and the 300-meter hurdles as a senior. Brian followed his prep success by participating in both indoor and outdoor track in 2008 at Ohio State, finishing seventh at Big Ten 2008 indoor championships in the 60-meter hurdles. Brian uses basic track concepts in his current job, applying running techniques to route running. "The more you master the smallest details," Hartline said, "the better you can be. It's amazing what goes into it."

PRO CAREER

CAREER TRANSACTIONS: Originally was a fourth round draft choice (106th overall) of the Dolphins in 2009.

2011 - Played in all 16 games with ten starts . . . Recorded 35 catches for 549 yards and one touchdown . . . Added one rush for nine yards . . . Led the Dolphins in receptions and in reception yardage once in 2011 . . . Had four catches for 47 yards and one touchdown vs. New England (9/12), coming on a ten-yard TD pass from Chad Henne . . . Led the Dolphins in reception yardage with four catches for 87 yards at Cleveland (9/25), including a 38-yard catch . . . Had four catches for 77 yards at Dallas (11/24), including a 41-yard reception . . . Tied for the team lead in receptions with three catches for 69 yards at Buffalo (12/18) . . . Had four catches for 72 yards at New England (12/24).

2010 - Played in 12 games, including eleven as a starter . . . Finished with 43 catches for 615 yards and one touchdown and added two rushes for 27 yards . . . Led team in receptions twice and in reception yards twice in 2010 . . . Caught three passes at Minnesota (9/19) for 28 yards and one touchdown, coming on a five-yard pass from Chad Henne . . . It was the Dolphins' only offensive touchdown of the game in the team's 14-10 win . . . Had five receptions for 84 yards vs. New York Jets (9/26) . . . Hauled in five catches at Cincinnati (10/31) for 53 yards and added one run for 30 yards on a reverse to set up the Dolphins' only touchdown of the game, the longest run of his career . . . Led the Dolphins in reception yardage at Baltimore (11/7) with four catches for 85 yards, including a 34-yard reception . . . Registered five catches for 98 yards vs. Tennessee (11/14) . . . At the time his 98 reception yards represented his single-game high . . . Hauled in five catches vs. Chicago (11/18) for 70 yards to lead the Dolphins in receptions and receiving yardage . . . Caught four passes at Oakland (11/28) for 75 yards . . . Was placed on injured reserve on Dec. 11 due to a finger injury he sustained vs. Cleveland (12/5) and was out the remainder of the season . . . At the time he was placed on IR, he ranked third on the team in receptions and in reception yardage.

2009 - Played in all 16 games with two starts as a rookie . . . Finished with 31 catches for 506 yards (16.3 avg.) and team-high three touchdown receptions . . . Added four rushes for 29 yards and one touchdown . . . Led the Dolphins in reception yardage twice in 2009 . . . Made NFL debut at Atlanta (9/13) and had two catches for 13 yards . . . Posted two receptions for 17 yards and a touchdown vs. Buffalo (10/4), coming on a five-yard TD pass from Chad Henne . . . It was both Hartline's first career NFL touchdown reception and Henne's first career NFL touchdown pass . . . Led the Dolphins in reception yardage with three catches for 94 yards, including a career-long 67-yard catch, vs. New Orleans (10/25) . . . Had two catches for 47 yards, including a 36-yard reception, at Carolina (11/19) . . . Posted three catches for 31 yards and one touchdown, coming on a four-yard TD pass from Chad Henne, at Buffalo (11/29) . . . Had four catches for 41 yards and one touchdown, coming on a seven-yard TD

pass from Chad Henne, vs. New England (12/6) . . . Led the Dolphins in reception yardage with two catches for 96 yards and added one rush for ten yards at Tennessee (12/20) . . . Had a key 57-yard reception on third-and-seven at the Dolphins' 32-yard line with 2:44 left in the fourth quarter to set up the team's tying touchdown, completing the Dolphins' comeback from a 24-9 deficit at the start of the quarter to tie the contest (following the subsequent two-point conversion) at 24-24 in a game the Dolphins eventually lost in overtime 27-24 . . . His 96 yards were the most receiving yards by a Dolphins rookie in a single game since Chris Chambers had seven catches for 124 yards at New England on December 22, 2001 . . . Closed season with two receptions for 34 yards vs. Pittsburgh (1/3/10) . . . Also added two rushes for 20 yards and first-career rushing touchdown, coming on a 16-yard reverse for a TD . . . Fourth-round draft pick (106th overall selection) by the Dolphins . . .

AMONG DOLPHINS ROOKIE LEADERS: Caught three touchdown passes and became the first Dolphins rookie to lead the team in touchdown receptions since Chris Chambers had seven touchdown catches in his rookie season in 2001 . . . Hartline also led the team with a 16.3 yards per catch average and was the first rookie to lead the Dolphins in average yards per catch (minimum 500 yards) since Chambers, who averaged 18.4 yards per catch (48 catches for 883 yards) in 2001 . . . Averaged 31.3 yards per reception on three catches for 94 yards vs. New Orleans (10/25), which is the second-highest average per reception by a rookie (minimum three catches) in team history:

HIGHEST SINGLE-GAME YARDS PER RECEPTION AVERAGE BY A ROOKIE

| PLAYER | DATE | OPPONENT | AVG. | NO. | YDS | TD |
|--------------------------|-----------------|------------------------|-------------|----------|-----------|----------|
| 1. Chris Chambers | 11/11/01 | at Indianapolis | 37.7 | 3 | 113 | 2 |
| 2. BRIAN HARTLINE | 10/25/09 | VS. NEW ORLEANS | 31.3 | 3 | 94 | 0 |
| 3. Mel Baker | 12/15/74 | vs. New England | 30.3 | 4 | 121 | 2 |

COLLEGE

Three-year letterman (2006-08) and two year starter at Ohio State . . . Finished collegiate career with 90 catches for 1,429 yards (15.9 avg.) and 12 touchdowns . . . Added ten rushes for 68 yards . . . Had 24 punt returns for 251 yards (10.5 avg.) and a touchdown . . . Started 12 games as a junior in 2008 . . . Recorded 21 catches for 479 yards (22.8 avg.) with four touchdowns . . . Added five rushes for 17 yards . . . Started 12 of the 13 games in which he played as a sophomore in 2007 . . . Recorded 52 receptions for 694 yards (13.3 avg.) and six scores . . . Registered six rushes for 46 yards . . . Also averaged 11.4 yards on 20 punt returns with a touchdown . . . Was a Big Ten sportsmanship award winner . . . Earned Paul Warfield Award as school's outstanding receiver . . . Set school-record with 90-yard punt return for touchdown and added a touchdown reception against Kent State and was named as Big Ten Player of the Week . . . Played in all 13 games with two starts as a redshirt freshman in 2006 . . . Recorded 17 receptions for 256 yards (15.1 avg.) with two touchdowns . . . Added one rush attempt for five yards . . . Earned team's special teams player of the week honors at Iowa, Michigan State and vs. Indiana . . . Delivered the Jack Tatum Hit of the Week against Indiana . . . Registered a pair of touchdown receptions at Northwestern, when he caught three passes for 47 yards . . . Redshirted as a freshman in 2005 . . . Holds degree in strategic communications.

PERSONAL

Attended Canton (Ohio) GlenOak High School . . . Injured his leg in the season opener as a senior and missed the remainder of the season . . . Began his junior year as a quarterback, but switched to receiver after four games and caught 41 passes for 411 yards . . . Also returned punts and kickoffs as a junior . . . Ran track for three years and won state titles in both the 110-meter and the 300-meter hurdles as a senior . . . Ran indoor and outdoor track in 2008 at Ohio State and finished seventh at Big Ten 2008 indoor championships in the 60-meter hurdles . . . Brother, Michael, started at quarterback for the Kentucky Wildcats from 2008-10 . . . Growing up, the Dallas Cowboys were his favorite team and Troy Aikman and Emmitt Smith were his favorite athletes . . . Lists the Batman series as favorite movies and "Every Second Counts" by Lance Armstrong as favorite book . . . Enjoys boating, wakeboarding and snowboarding . . . Participated in the Miami Dolphins Foundation Fishing and Golf Tournaments . . . Collected donations for Haiti relief . . . Shopped with children in need from local schools as part of the Kids and Fins Publix Shopping Spree . . . Helped deliver furniture to a previously homeless family in Fort Lauderdale as part of the team's Rooms To Go program . . . Purchased Thanksgiving meals and Holiday toys . . . Part of the Dolphins All-Community team in which players purchase game tickets for local charities . . . Took Boys and Girls Club members shopping at Dick's Sporting Goods as part of the Dolphins Community Blitz . . . Full name is Brian Jack Hartline, born November 22, 1986 in Canton, Ohio.

BRIAN HARTLINE'S NFL REGULAR SEASON STATISTICS

| | | | | RECEIVING | | | | | RUSHING | | | | |
|------------|-------|----|----|-----------|------|------|----|----|---------|------|------|-----|----|
| YEAR | TEAM | GP | GS | NO. | YDS. | AVG. | LG | TD | ATT. | YDS. | AVG. | LG | TD |
| 2009 | Miami | 16 | 2 | 31 | 506 | 16.3 | 67 | 3 | 4 | 29 | 7.3 | 16t | 1 |
| 2010 | Miami | 12 | 11 | 43 | 615 | 14.3 | 54 | 1 | 2 | 27 | 13.5 | 30 | 0 |
| 2011 | Miami | 16 | 10 | 35 | 549 | 15.7 | 41 | 1 | 1 | 9 | 9.0 | 9 | 0 |
| NFL TOTALS | | 44 | 23 | 109 | 1670 | 15.3 | 67 | 5 | 7 | 65 | 9.3 | 30 | 1 |

ADDITIONAL STATS

Special Teams Tackles: 5 in 2009, 4 in 2011 for total of 9.

Miscellaneous Tackles: 1 in 2009, 5 in 2011 for total of 6.

SINGLE-GAME HIGHS

| | |
|----------------------------|---|
| Receptions: | 5 vs. New York Jets, 9/26/10 |
| | 5 vs. Pittsburgh, 10/24/10 |
| | 5 at Cincinnati, 10/31/10 |
| | 5 vs. Tennessee, 11/14/10 |
| | 5 vs. Chicago, 11/18/10 |
| Receiving Yards: | 98 vs. Tennessee, 11/14/10 |
| | 96 at Tennessee, 12/20/09 |
| | 94 vs. New Orleans, 10/25/09 |
| Longest Receptions: | 67 vs. New Orleans, 10/25/09 |
| | 57 at Tennessee, 12/20/09 |
| | 54 vs. Tennessee, 11/14/10 |
| TD Receptions: | 1 Four times (last: vs. New England, 9/12/11) |
| Rushes: | 2 vs. Pittsburgh, 1/3/10 |
| Rushing Yards: | 30 at Cincinnati, 10/31/10 |
| | 20 vs. Pittsburgh, 1/3/10 |
| Longest Rush: | 30 at Cincinnati, 10/31/10 |
| | 16t vs. Pittsburgh, 1/3/10 |
| Rushing TDs: | 1 vs. Pittsburgh, 1/3/10 |

2009 GAME-BY-GAME STATISTICS

| DATE | OPPONENT | P/S | RECEIVING | | | | | RUSHING | | | | | W/L | SCORE |
|-------------|------------------|------|-----------|------|----|----|--|---------|------|----|----|--|-----|--------|
| | | | NO. | YDS. | LG | TD | | ATT. | YDS. | LG | TD | | | |
| 9/13 | at Atlanta | P | 2 | 13 | 7 | 0 | | 0 | 0 | 0 | 0 | | L | 7-19 |
| 9/21 | INDIANAPOLIS | P | 2 | 23 | 18 | 0 | | 0 | 0 | 0 | 0 | | L | 23-27 |
| 9/27 | at San Diego | P | 0 | 0 | 0 | 0 | | 0 | 0 | 0 | 0 | | L | 13-23 |
| 10/4 | BUFFALO | P | 2 | 17 | 12 | 1 | | 1 | -1 | -1 | 0 | | W | 38-10 |
| 10/12 | NEW YORK JETS | P | 1 | 10 | 10 | 0 | | 0 | 0 | 0 | 0 | | W | 31-27 |
| 10/25 | NEW ORLEANS | P | 3 | 94 | 67 | 0 | | 0 | 0 | 0 | 0 | | L | 34-46 |
| 11/1 | at New York Jets | P | 0 | 0 | 0 | 0 | | 0 | 0 | 0 | 0 | | W | 30-25 |
| 11/8 | at New England | S | 1 | 18 | 18 | 0 | | 0 | 0 | 0 | 0 | | L | 17-27 |
| 11/15 | TAMPA BAY | P | 1 | 17 | 17 | 0 | | 0 | 0 | 0 | 0 | | W | 25-23 |
| 11/19 | at Carolina | P | 2 | 47 | 36 | 0 | | 0 | 0 | 0 | 0 | | W | 24-17 |
| 11/29 | at Buffalo | P | 3 | 31 | 20 | 1 | | 0 | 0 | 0 | 0 | | L | 14-31 |
| 12/6 | NEW ENGLAND | P | 4 | 41 | 15 | 1 | | 0 | 0 | 0 | 0 | | W | 22-21 |
| 12/13 | at Jacksonville | S | 3 | 34 | 25 | 0 | | 0 | 0 | 0 | 0 | | W | 14-10 |
| 12/20 | at Tennessee | P | 2 | 96 | 57 | 0 | | 1 | 10 | 10 | 0 | | L | 24-27* |
| 12/27 | HOUSTON | P | 3 | 31 | 14 | 0 | | 0 | 0 | 0 | 0 | | L | 20-27 |
| 1/3/10 | PITTSBURGH | P | 2 | 34 | 24 | 0 | | 2 | 20 | 16 | 1 | | L | 24-30 |
| 2009 TOTALS | | 16-2 | 31 | 506 | 67 | 3 | | 4 | 29 | 16 | 1 | | 7-9 | |

2010 GAME-BY-GAME STATISTICS

| DATE | OPPONENT | P/S | RECEIVING | | | | | RUSHING | | | | | W/L | SCORE |
|------|---------------|-----|-----------|------|----|----|--|---------|------|----|----|--|-----|-------|
| | | | NO. | YDS. | LG | TD | | ATT. | YDS. | LG | TD | | | |
| 9/12 | at Buffalo | S | 0 | 0 | 0 | 0 | | 0 | 0 | 0 | 0 | | W | 15-10 |
| 9/19 | at Minnesota | S | 3 | 28 | 19 | 1 | | 0 | 0 | 0 | 0 | | W | 14-10 |
| 9/26 | NEW YORK JETS | S | 5 | 84 | 28 | 0 | | 0 | 0 | 0 | 0 | | L | 23-31 |
| 10/4 | NEW ENGLAND | S | 3 | 21 | 10 | 0 | | 0 | 0 | 0 | 0 | | L | 14-41 |

2010 GAME-BY-GAME STATISTICS

| DATE | OPPONENT | P/S | RECEIVING | | | | RUSHING | | | | W/L | SCORE |
|--------------------|------------------|-----|-----------------|-----------|------------|-----------|----------|----------|-----------|-----------|----------|------------|
| | | | NO. | YDS. | LG | TD | ATT. | YDS. | LG | TD | | |
| 10/17 | at Green Bay | S | 4 | 44 | 19 | 0 | 1 | -3 | -3 | 0 | W | 23-20* |
| 10/24 | PITTSBURGH | S | 5 | 57 | 19 | 0 | 0 | 0 | 0 | 0 | L | 22-23 |
| 10/31 | at Cincinnati | P | 5 | 53 | 24 | 0 | 1 | 30 | 30 | 0 | W | 22-14 |
| 11/7 | at Baltimore | S | 4 | 85 | 34 | 0 | 0 | 0 | 0 | 0 | L | 10-26 |
| 11/14 | TENNESSEE | S | 5 | 98 | 54 | 0 | 0 | 0 | 0 | 0 | W | 29-17 |
| 11/18 | CHICAGO | S | 5 | 70 | 24 | 0 | 0 | 0 | 0 | 0 | L | 0-16 |
| 11/28 | at Oakland | S | 4 | 75 | 26 | 0 | 0 | 0 | 0 | 0 | W | 33-17 |
| 12/5 | CLEVELAND | S | 0 | 0 | 0 | 0 | 0 | 0 | 0 | 0 | L | 10-13 |
| 12/12 | at New York Jets | | INJURED RESERVE | | | | | | | | W | 10-6 |
| 12/19 | BUFFALO | | INJURED RESERVE | | | | | | | | L | 14-17 |
| 12/26 | DETROIT | | INJURED RESERVE | | | | | | | | L | 27-34 |
| 1/2/11 | at New England | | INJURED RESERVE | | | | | | | | L | 7-38 |
| 2010 TOTALS | | | 12-11 | 43 | 615 | 54 | 1 | 2 | 27 | 30 | 0 | 7-9 |

2011 GAME-BY-GAME STATISTICS


| DATE | OPPONENT | P/S | RECEIVING | | | | RUSHING | | | | W/L | SCORE |
|--------------------|--------------------|-----|--------------|-----------|------------|-----------|----------|----------|----------|----------|----------|-------------|
| | | | NO. | YDS. | LG | TD | ATT. | YDS. | LG | TD | | |
| 9/12 | NEW ENGLAND | S | 4 | 47 | 16 | 1 | 0 | 0 | 0 | 0 | L | 24-38 |
| 9/18 | HOUSTON | S | 2 | 36 | 25 | 0 | 0 | 0 | 0 | 0 | L | 13-23 |
| 9/25 | at Cleveland | P | 4 | 87 | 38 | 0 | 0 | 0 | 0 | 0 | L | 16-17 |
| 10/2 | at San Diego | S | 3 | 31 | 18 | 0 | 0 | 0 | 0 | 0 | L | 16-26 |
| 10/17 | at New York Jets | P | 3 | 27 | 11 | 0 | 0 | 0 | 0 | 0 | L | 6-24 |
| 10/23 | DENVER | S | 2 | 29 | 15 | 0 | 0 | 0 | 0 | 0 | L | 15-18* |
| 10/30 | at New York Giants | P | 0 | 0 | 0 | 0 | 0 | 0 | 0 | 0 | L | 17-20 |
| 11/6 | at Kansas City | S | 0 | 0 | 0 | 0 | 0 | 0 | 0 | 0 | W | 31-3 |
| 11/13 | WASHINGTON | P | 1 | 6 | 6 | 0 | 0 | 0 | 0 | 0 | W | 20-9 |
| 11/20 | BUFFALO | S | 1 | 19 | 19 | 0 | 1 | 9 | 9 | 0 | W | 35-8 |
| 11/24 | at Dallas | S | 4 | 77 | 41 | 0 | 0 | 0 | 0 | 0 | L | 19-20 |
| 12/4 | OAKLAND | S | 1 | 9 | 9 | 0 | 0 | 0 | 0 | 0 | W | 34-14 |
| 12/11 | PHILADELPHIA | P | 1 | 24 | 24 | 0 | 0 | 0 | 0 | 0 | L | 10-26 |
| 12/18 | at Buffalo | S | 3 | 69 | 33 | 0 | 0 | 0 | 0 | 0 | W | 30-23 |
| 12/24 | at New England | S | 4 | 72 | 39 | 0 | 0 | 0 | 0 | 0 | L | 24-27 |
| 1/1/12 | NEW YORK JETS | P | 2 | 16 | 11 | 0 | 0 | 0 | 0 | 0 | W | 19-17 |
| 2011 TOTALS | | | 16-10 | 35 | 549 | 41 | 1 | 1 | 9 | 9 | 0 | 6-10 |

* - Overtime



ARTIS HICKS

TACKLE




HEIGHT: 6-4
WEIGHT: 312
BORN: 11/28/78
ACQUIRED: UFA, 2012 (CLEV.)
COLLEGE: MEMPHIS '01
NFL: TENTH SEASON
DOLPHINS: FIRST SEASON

FINS FACT

Versatility has been a key to Artis' nine NFL seasons, which has seen him start games at every offensive line spot except center, including left guard for Philadelphia in Super Bowl XXXIX. "When I came into the league, I could only play left tackle," Hicks said. "I learned how to play left guard, and then when I moved to Minnesota, I learned how to play right guard and right tackle. It wasn't always the easiest at times, but it was a blessing in disguise. Wherever I line up, I just try to go out there and do the best that I can."

PRO CAREER

CAREER TRANSACTIONS: Signed as an unrestricted free agent from Cleveland by the Dolphins on March 16, 2012 . . . Signed by Cleveland on September 5, 2011 . . . Waived by Washington on September 3, 2011 . . . Signed by Washington as an unrestricted free agent on March 6, 2010 . . . Traded along with a fourth-round pick (127th overall) to the Vikings for a fourth-round (115th overall) and a sixth-round pick (185th overall) on April 30, 2006 . . . Originally signed by Philadelphia as an undrafted free agent in 2002.

2011 - Played in nine games with three starts at right tackle with Cleveland.

2010 - Played in 15 contests with ten starts at right guard with Washington.

2009 - Played in all 16 games with four starts with Minnesota . . . Opened three contests at right guard and one at right tackle . . . Saw action in two playoff games in a reserve role.

2008 - Played in 12 games with six starts . . . Started four games at left tackle and two at right tackle, while seeing action in 12 contests . . . Helped Adrian Peterson set a Vikings single-season rushing record with 1,760 yards.

2007 - Played in 14 games with four starts . . . Started the first four games of the season at right guard.

2006 - Started all 14 games in which he played in during his first season with Vikings . . . Helped pave the way for Chester Taylor to rush for 1,216 rushing yards.

2005 - Played in and started 14 games with Philadelphia . . . Opened 12 games at left guard and two at left tackle . . . Missed two games due to a knee injury.

2004 - Played in 14 games with 13 starts . . . Opened 12 games at left guard and one at left tackle . . . Helped Eagles set a franchise record with 4,208 passing yards and 13 regular season wins . . . Started all three playoff games, including Super Bowl XXXIX.

2003 - Played in 10 games with four starts. . . Opened three games at left guard and one at left tackle . . . Made first NFL start against the N.Y. Giants (11/16) . . . Played in two playoff games.

2002 - Inactive for all 16 regular season games and both of the Eagles' playoff contests.

COLLEGE

Four-year letterman at the University of Memphis (1997-2001) where he started 44 consecutive contests . . . Played guard as a freshman before converting to tackle for the remainder of his collegiate career. . . Majored in business.

PERSONAL

Attended Central Merry High School in Jackson, Tenn. . . . Played football and also threw shot put and discus.

ARTIS HICKS' NFL REGULAR SEASON STATISTICS

GAMES/STARTS: (Philadelphia) 2002: INACTIVE; 2003: 10-4; 2004: 14-13; 2005: 14-14; (Minnesota) 2006: 14-14; 2007: 14-4; 2008: 12-6; 2009: 16-3; (Washington) 2010: 15-10; (Cleveland) 2011: 9-3 **NFL TOTALS: 118/71**

ARTIS HICKS' NFL PLAYOFF STATISTICS

GAMES/STARTS: (Philadelphia) 2002: INACTIVE; 2003: 2-0; 2004: 3-3; (Minnesota) 2009: 2-0 **PLAYOFF TOTALS: 7/3**



DOLPHINS HAVE THREE 100 HITTERS



Safety Yeremiah Bell (107 tackles) and linebackers Karlos Dansby (103 tackles) and Kevin Burnett (103) each finished with more than 100 tackles in 2011. They are the first trio with 100 or more tackles on the same Miami defense in team history.

RICHIE INCOGNITO

68

GUARD

HEIGHT: 6-3
 WEIGHT: 319
 BORN: 7/5/83
 ACQUIRED: UFA, 2010 (BUF.)
 COLLEGE: NEBRASKA '04
 NFL: EIGHTH SEASON
 DOLPHINS: THIRD SEASON

FINS FACT

This past off-season, Richie and three of his teammates participated in the NFL Business Management and Entrepreneurial Program. Richie, who enrolled in the five-day program at the Harvard Business School, was taught by full-time faculty members, learning how to develop a business idea or plan in areas like investments, real estate and retailing. The program is designed to assist players in planning for their careers after football. "It's just a good opportunity that the NFL presents us with," Richie said "I think it's important to guys coming in and you end up expanding your horizons and you start thinking about making the transition to the next part of your life."

PRO CAREER

CAREER TRANSACTIONS: Signed with the Dolphins as an unrestricted free agent from Buffalo on March 17, 2009 . . . Claimed by Buffalo off of waivers from the St. Louis Rams on December 17, 2009 . . . Released by St. Louis on December 15, 2009 . . . Originally was a third-round draft choice (81st overall) of the Rams in 2005.

2011 - Started 15 games at left guard. . . Was inactive at N.Y. Giants (10/30) with an ankle injury . . . Was part of an offensive line that helped the Dolphins rush for 254 yards at Buffalo (11/20) and 209 yards vs. Oakland (12/4).

2010 - Started all 16 games, making 15 starts at left guard and one at center . . . Made his Dolphins debut in a start at left guard at Buffalo (9/12) . . . Saw considerable action at center vs. Chicago (11/18) following injury to starting center Cory Procter . . . Was part of offensive line that helped team rush for 186 yards at Oakland (11/28) . . . Made lone start of season at center vs. Detroit (12/26).

2009 - Started total of 12 games with St. Louis and Buffalo . . . Opened nine games at right guard with St. Louis (Games 1-7 and 12-13) . . . Was declared inactive for Games 8-11 . . . Released by St. Louis on December 15 . . . Claimed by Buffalo off waivers on December 17 . . . Stared final three games of season at right guard . . . Helped block for Buffalo running back Fred Jackson's 212-yard rushing performance vs. Indianapolis (1/3/10), the team's first 200-plus yard rusher since Thurman Thomas on September 24, 1990 . . . Also was a part of an offensive line that held Indianapolis' defense to zero sacks in season finale.

2008 - Started each of the season's first 15 games before being declared inactive for the season finale . . . Part of an offensive line that allowed 45 sacks, the fewest allowed by the team since 2003 . . . Blocked for RB Steven Jackson's 160 rushing yard and three touchdown game vs. Dallas (10/19), which earned Jackson NFC Offensive Player of the Week honors.

2007 - Played and started four games . . . Was inactive for the first four weeks of the season . . . Saw first action of season vs. Arizona (10/17), starting at right guard . . . Started next three games at right guard . . . Inactive at New Orleans (11/11) prior to being placed on injured reserve (11/14) with a right knee injury and missing remainder of season.

2006 - Started all 16 games at three different positions on the offensive line . . . Joined tackle Alex Barron as one of only two offensive linemen to start each game . . . Blocking efforts helped QB Marc Bulger throw for a career-high 4,301 yards and 24 touchdowns along with RB Steven Jackson producing 1,528 rushing yards and 13 scores . . . Blocked for an offense which produced a 4,000-yard passer, a 1,500-yard rusher, and two 1,000-yard receivers, one

of only four offenses in NFL history to accomplish the feat . . . Made NFL debut, starting at left guard vs. Denver (9/10) . . . Moved to center in Week 2 at San Francisco (9/17) . . . Started at his third position in 2006 when he started at right guard vs. Oakland (12/17).

2005 - Placed on Reserve/Unsigned list until Week 3 and was then placed on Non-Football Injury List for the remainder of the season with a knee injury suffered at the Scouting Combine. Three-year starter (2002-04) at Nebraska . . . Started 13 games at left tackle as a junior . . .

COLLEGE

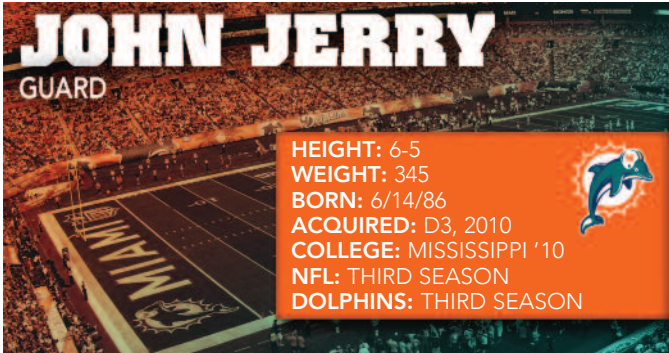
Named first-team All-Big 12 selection by the Associated Press . . . Posted 171 pancake blocks, the second-highest single-season total in Husker history . . . Played in all 14 games with 13 starts as a redshirt freshman in 2002 . . . Became the first Husker freshman offensive lineman to start in a season opener and just the third rookie lineman to earn any start in his first year of competition . . . Named first-team Freshman All-American by FWA, The Sporting News and Rivals.com as well as first-team Freshman All-Big 12 by The Sporting News . . . Redshirted as a freshman in 2001.

PERSONAL

Played on both sides of the ball, also serving as the squad's long snapper, at Mountain Ridge High School in Glendale, Ariz . . . Earned All-America honors as a senior and named to Prep Star's 120-man Dream Team . . . Also named second-team honoree on the Long Branch Press-Telegram's Best in the West list and finalist for Arizona Player of the Year Award . . . Winner of the Brian Murray Award, which goes to the best lineman in state, and Frank Kush Award, representing best offensive lineman in Arizona . . . Participated in the Heart Gallery clinic for foster kid adoptions . . . Donated money to help purchase toys and meals for the holidays . . . Handed out backpacks to South Florida youth as part of the Kids and Fins Back to School Kickoff event . . . Served ice cream to children in foster care at His House Children's Home in Miami . . . Full name is Richard Dominick Incognito, Jr., born on July 5, 1983 in Englewood, N.J.

RICHIE INCOGNITO'S NFL REGULAR SEASON STATISTICS

GAMES/STARTS: (St. Louis) 2005: Non-Football Injury List; 2006: 16/16; 2007: 4/4; 2008: 15/15; 2009: 12/12 (St. Louis 9/9, Buffalo 3/3); (Miami) 2010: 16/16; 2011: 15/15 **NFL TOTALS: 78/78**
MIAMI TOTALS: 31/31





JOHN JERRY

GUARD

74

HEIGHT: 6-5
WEIGHT: 345
BORN: 6/14/86
ACQUIRED: D3, 2010
COLLEGE: MISSISSIPPI '10
NFL: THIRD SEASON
DOLPHINS: THIRD SEASON





FINS FACT

John shared a training-camp dorm room for three summers in college at Ole Miss with Baltimore Ravens tackle Michael Oher, whose life was the subject of the 2009 film "The Blind Side." John treated Oher like family by hauling him on the 25-mile trip from the college's campus in Oxford for some of his mother's famous feasts. "Michael's the guy who took me in when I first came to college, just took me in like the little brother," Jerry said. "That's the main reason I picked number 74." Oher wore 74 at Ole Miss and still wears the number with the Ravens.

PRO CAREER

CAREER TRANSACTIONS: Drafted by the Miami Dolphins in the third round of the 2010 NFL Draft with the 73rd overall pick.

2011 - Played in 13 games with three starts . . . Was inactive for three games . . . Saw extensive action at right guard at Cleveland (9/25) when Vernon Carey suffered a shoulder

injury . . . Started at right guard vs. Oakland (12/4) when Carey was inactive with an ankle injury and as Miami rushed for 209 yards in that contest . . . Also saw extensive action at right guard vs. Philadelphia (12/11) when Carey was hobbled by an ankle injury . . . Started at left tackle at Buffalo (12/18) when Jake Long was inactive with a back injury and helped the Dolphins rush for 254 yards, including 203 by Reggie Bush . . . Started at left tackle vs. N.Y. Jets (1/1/12) in place of an injured Long.

2010 - Played in 12 games with ten starts at right guard . . . Earned All-Rookie recognition by the Pro Football Writers Association . . . Made his Dolphins and NFL debut in a start at right guard at Buffalo (9/12) . . . Was on inactive list for weeks 3-6 while recovering from an illness . . . Returned to lineup in starting role at Cincinnati (10/31) . . . Was part of offensive line that helped team rush for 186 yards at Oakland (11/28).

COLLEGE

Four-year starter (2006-09) at Mississippi . . . Played in 49 career games with 46 starts . . . Recorded 323 knockdowns with 34 touchdown-resulting blocks as a starter, blocking for a 1,000-yard rusher in each of the 2006, '07 and '09 seasons . . . In his final two campaigns, he allowed just six quarterback sacks and eight pressures on 717 pass plays . . . Started 12 games as a senior . . . Started the first eight games at right offensive tackle and the final four contests at right offensive guard . . . Named as a team co-captain . . . Earned second-team All-American and first-team All-Southeastern Conference honors . . . Was penalized just once on 377 pass plays . . . Helped Dexter McCluster post the second-highest rushing total in school history with 1,169 yards . . . Started all 13 games at right offensive tackle as a junior in 2008 . . . Named as a second-team All-SEC selection . . . Part of a blocking unit that paved the way for Ole Miss to rank second in the SEC in rushing, averaging 186.46 yards per game . . . Helped the offense average 407.62 yards and 32.08 points per game . . . Appeared in 12 games, starting nine contests at right offensive guard, as a sophomore in 2007 . . . Produced 54 knockdowns and six touchdown-resulting blocks . . . Paved the way for tailback BenJarvis Green-Ellis' 1,137 rushing yards, which ranked third on the school's season-record chart . . . Started all 12 games at right offensive guard as a freshman in 2006 . . . Earned first-team Freshman All-American honors . . . Came up with 78 knockdowns and eight touchdown resulting blocks . . . Helped tailback Green-Ellis become the third 1,000-yard runner in Ole Miss history and record four 100-yard rushing games . . . Spent the 2005 season at Hargrave Military Academy . . . Majored in liberal arts.

PERSONAL

Has a son, Shondarrus Holmes . . . Attended South Panola High School in Batesville, Tenn . . . Helped lead the team to a 44-1 record, including state championships in 2003 and 2004, while being runners-up in 2002 . . . Registered 205 tackles and 13 sacks in high school . . . Recorded 88 tackles, including five quarterback sacks, and an interception return for a touchdown as a senior . . . His brother, Peria, was an All-SEC and All-American defensive tackle at Ole Miss (2004-08) and was selected in the first round of the 2009 NFL Draft by the Atlanta Falcons . . . Cousin, Dwayne Rudd, was an All-American linebacker at Alabama (1994-96) and was selected in the first round of the 1997 NFL Draft by Minnesota, playing for the Vikings (1997-2000), Cleveland (2001-02) and Tampa Bay (2003 . . . Cousin, Derek Pegues, was an All-Southeastern Conference defensive back at Mississippi State (2005-08) . . . Cousins, linebacker Eddie Strong (1998-2002) and running back Toward Sanford (1999-2002) both played at Ole Miss . . . Spoke at the Broward County Juvenile Detention Center . . . Participated in the Miami Dolphins Foundation Fishing Tournament and the Kids and Fins Publix Shopping Spree . . . Donated money to help purchase toys and meals for the holidays . . . Helped pass out grants from Sun Life Rising Stars at a school in Palm Beach County . . . Played video games with overseas soldiers . . . Signed autographs at FinFest . . . Lists "Friday" as favorite movie, "The Blind Side" as favorite book, "The Fresh Prince of Bel-Air" as favorite television show and Lil Wayne as favorite recording artist . . . Full name is John Wayne Jerry, born June 14, 1986, in Memphis, Tenn.

JOHN JERRY'S NFL REGULAR SEASON STATISTICS

GAMES/STARTS: 2010: 12/10; 2011: 13/3 **NFL TOTALS:** 25/13

CHAD JOHNSON

WIDE RECEIVER

85

HEIGHT: 6-1
 WEIGHT: 188
 BORN: 1/9/78
 ACQUIRED: FA, 2012
 COLLEGE: OREGON STATE '00
 NFL: 12TH SEASON
 DOLPHINS: FIRST SEASON





FINS FACT

Chad, a star soccer player in his youth and an avid fan of powerhouse Real Madrid, announced on March 16, 2011 that he would have a four-day trial for Sporting Kansas City of Major League Soccer. His trial began on March 23 and he was asked to play in a reserve game against the Kansas City Brass, a local development team on March 25. It was his first organized soccer outing since the 10th grade. While he was not offered a contract by the team, he was given the chance to train with the reserve side to stay in shape. "It's been a dream come true for me to be on the pitch with so many of these guys who are elite athletes at the top of their game," Chad said. "I'm satisfied. My dream has been answered, to be able to come onto the pitch and play for an MLS team. It didn't have to be against someone professional. Just to be out there was enough for me. I can go home. I can die tomorrow and be satisfied. I can go to heaven and tell God, 'Man, I played professional soccer and I'm good.'"

PRO CAREER

CAREER PRO BOWL SELECTIONS: 6 (2003-07, 2009)

CAREER TRANSACTIONS: Signed by the Dolphins as a free agent on June 11, 2012 . . . Released by the New England Patriots on June 7, 2012 . . . Traded to the Patriots on July 28, 2011 from the Cincinnati Bengals in exchange for a 5th round pick in 2012 and a 6th round pick in 2013 . . . Was a second-round draft choice (36th overall) of the Bengals in 2001.

2011 - Played in 15 games with three starts with the Patriots . . . Caught 15 passes for 276 yards and one touchdown in the regular season . . . Had season-high 65 receiving yards on two catches at N.Y. Jets (11/13) . . . Scored touchdown on 35-yard reception at Denver (12/18) . . . Was inactive for AFC Championship game vs. Baltimore (1/21/12), which occurred just one day after attending his father's funeral . . . Caught one pass for 21 yards in Super Bowl XLVI against the N.Y. Giants (2/5/12) . . .

AMONG ALL-TIME NFL RECEIVING LEADERS: Ranks among the all-time NFL leaders in every major receiving category . . . His 766 catches are the 26th-highest total in NFL history and the fifth-best among players who were active in 2011:

| NFL CAREER RECEPTION LEADERS | | |
|------------------------------|------------|---------------------------------------|
| 1. Jerry Rice..... | 1,549 (20) | 14. Keenan McCardell.....883 (16) |
| *2. Tony Gonzalez..... | 1,149 (15) | *15. Reggie Wayne.....862 (11) |
| 3. Marvin Harrison..... | 1,102 (13) | Jimmy Smith.....862 (12) |
| 4. Cris Carter..... | 1,101 (16) | 17. Muhsin Muhammad.....860 (14) |
| 5. Tim Brown..... | 1,094 (17) | 18. Irving Fryar.....851 (17) |
| 6. Terrell Owens..... | 1,078 (15) | 19. Rod Smith.....849 (12) |
| 7. Isaac Bruce..... | 1,024 (16) | 20. Larry Centers.....827 (14) |
| *8. Hines Ward..... | 1,000 (14) | 21. Steve Largent.....819 (14) |
| 9. Randy Moss..... | .954 (13) | 22. Shannon Sharpe.....815 (14) |
| 10. Andre Reed..... | .951 (16) | 23. Henry Ellard.....814 (16) |
| *11. Derrick Mason..... | .943 (15) | Keyshawn Johnson.....814 (11) |
| 12. Art Monk..... | .940 (16) | 25. Marshall Faulk.....767 (12) |
| 13. Torry Holt..... | .920 (11) | *26. CHAD JOHNSON.....766 (11) |

() - number of years played

* - active players in 2011

His 11,059 receiving yards are the 26th-highest figure in NFL history and fifth among players who were active in 2011, while his 67 receiving touchdowns are tied for 39th best in NFL history . . .

NFL CAREER RECEIVING YARDS LEADERS

| | | | | | |
|--------------------------|--------|------|--------------------------------|---------------|-------------|
| 1. Jerry Rice | 22,895 | (20) | 14. Irving Fryar | 12,785 | (17) |
| 2. Terrell Owens | 15,934 | (15) | 15. Art Monk | 12,721 | (16) |
| 3. Isaac Bruce | 15,208 | (16) | 16. Jimmy Smith | 12,287 | (12) |
| 4. Tim Brown | 14,934 | (17) | 17. Charlie Joiner | 12,146 | (18) |
| 5. Randy Moss | 14,858 | (13) | *18. Hines Ward | 12,083 | (14) |
| 6. Marvin Harrison | 14,580 | (13) | *19. Derrick Mason | 12,061 | (15) |
| 7. James Lofton | 14,004 | (16) | 20. Michael Irvin | 11,904 | (12) |
| 8. Cris Carter | 13,889 | (16) | 21. Don Maynard | 11,834 | (15) |
| 9. Henry Ellard | 13,777 | (16) | *22. Reggie Wayne | 11,708 | (11) |
| 10. Torry Holt | 13,382 | (11) | 23. Muhsin Muhammad | 11,438 | (14) |
| *11. Tony Gonzalez | 13,338 | (15) | 24. Rod Smith | 11,389 | (12) |
| 12. Andre Reed | 13,198 | (16) | 25. Keenan McCardell | 11,373 | (16) |
| 13. Steve Largent | 13,089 | (14) | *26. CHAD JOHNSON | 11,059 | (11) |

() - number of years played

* - active players in 2011

AMONG ACTIVE NFL WIDE RECEIVERS: Ranks among the leaders in every major statistical categories among active NFL wide receivers . . . His 766 catches, 11,059 yards and 67 receiving touchdowns all rank fourth among NFL wide receivers who were active in 2011 . . .

LEADERS AMONG WIDE RECEIVERS ACTIVE IN THE NFL IN 2011

| RECEPTIONS | | RECEIVING YARDS | | RECEIVING TOUCHDOWNS | |
|---------------------|------------|---------------------|---------------|----------------------|-----------|
| PLAYER | NO. | PLAYER | YDS. | PLAYER | TDs |
| Hines Ward | 1000 | Hines Ward | 12,083 | Hines Ward | 85 |
| Derrick Mason | 943 | Derrick Mason | 12,061 | Larry Fitzgerald | 73 |
| Reggie Wayne | 862 | Reggie Wayne | 11,708 | Reggie Wayne | 73 |
| CHAD JOHNSON | 766 | CHAD JOHNSON | 11,059 | CHAD JOHNSON | 67 |
| Donald Driver | 735 | Steve Smith | 10,278 | Derrick Mason | 66 |

2010 - Played in 14 games with 12 starts for Cincinnati . . . Recorded 67 receptions for 831 yards and four touchdowns . . . Tied his career high with 12 receptions at New England (9/12) and gained 159 yards and scored a touchdown . . . Caught four passes for 44 vs. Baltimore (9/19), including his 700th career reception . . . Tied for team lead with four catches at Carolina (9/26), gaining 34 yards . . . Recorded three receptions for 59 yards at Cleveland (10/3), including a season-long 42-yarder . . . Caught team-high 10 passes, for 108 yards, with an eight-yard TD at Atlanta (10/24) . . . Posted seven receptions for 86 yards at Indianapolis (11/14), with a five-yard TD catch in second quarter . . . Registered three catches for 28 yards vs. Buffalo (11/21), with two-yard TD in first quarter for game's opening score . . . Led club with 96 yards on five catches vs. New Orleans (12/5), all five catches coming on TD drives . . . Caught six passes for 71 yards at Pittsburgh (12/12) and also drew pass interference penalty in end zone that set up Bengals TD . . . Missed final two games of season due to bone spurs in his ankle.

2009 - Played in all 16 regular season games with 15 starts . . . Also started one playoff contest . . . Finished with 72 receptions for 1,047 yards and nine touchdowns . . . Selected to the AFC Pro Bowl squad for sixth time in his career . . . Recorded a 13-yard TD catch put the Bengals ahead to stay at 28-21 in the third quarter at Green Bay (9/20) . . . Caught two touchdown passes, including a two-yarder on fourth-and-goal to send the game into overtime, at Cleveland (10/4) . . . Had seven receptions for 94 yards and drew 25 yards in Ravens penalties against him on Cincinnati's game-winning TD drive at Baltimore (10/11) . . . Gained 103 yards on five catches, including personal season-long 50-yarder in second quarter, vs. Houston (10/18) . . . Had second straight 100-yard receiving game, catching a season-high 10 passes for 118 yards, including TDs of eight and 13 yards vs. Chicago (10/25) . . . Logged a season-high 137 receiving yards on nine catches, including a 36-yard TD in second quarter that put Cincinnati ahead for good, vs. Detroit (12/6) . . . Scored on 49-yard reception and he set up another TD with 26-yard rush at San Diego (12/20) . . . Saw the end of his club-record streak of 120 straight games with a catch in the regular season finale at N.Y. Jets (1/3/10) . . . Caught two passes for 28 yards in Wild Card playoff game vs. N.Y. Jets (1/9/10).

2008 - Played in 13 games with ten starts . . . Caught 53 passes for 540 yards with four touchdowns . . . Led team with four catches for 37 yards vs. Tennessee (9/14) . . . His three catches for 28 yards game vs. Cleveland (9/28), including a four-yard touchdown catch . . . Logged a season-best eight receptions for 52 yards, including five-yard touchdown catch, vs. Pittsburgh (10/19) . . . Scored touchdowns on receptions of two yards (first quarter) and 10 yards (second quarter) in win vs. Jacksonville (11/2) . . . Registered a season-high 79 yards on five receptions, including a personal season-long 26-yarder, at Indianapolis (12/7).

2007 - Played and started in all 16 games . . . Finished with 93 receptions for 1,440 yards and eight touchdowns . . . Named to fifth straight Pro Bowl . . . Broke his own team single-season record for receiving yards . . . Had five 100-yard receiving games, tying a team record he already shared . . . Led team with 95 receiving yards on five catches vs. Baltimore (9/1), including 39-yard touchdown catch in first quarter . . . Had 209 receiving yards at Cleveland (9/16) on 11 catches, and scored TDs of 22 and 14 yards . . . Had nine catches for 138 yards at Seattle (9/23) . . . Caught three passes for 102 yards vs. N.Y. Jets (10/21) . . . Recorded three catches for 48 yards at Buffalo (11/4), but was sidelined late in fourth quarter with neck strain . . . Was transported to hospital for examination of neck strain in Buffalo, but was cleared to return to play the following week . . . Named AFC Offensive Player of the Week for the Tennessee game (11/25) when he had 103 yards with three touchdown catches . . . Led team with six receptions and 86 receiving yards at Pittsburgh (12/2) . . . Led team with 60 receiving yards vs. St. Louis (12/9), and his two catches included a 52-yarder in third quarter that set up a field goal . . . Had four catches for 131 yards with two touchdowns at Miami (12/30), including a 70-yarder that was Bengals' longest play from scrimmage that season.

2006 - Played and started in all 16 games . . . Finished with 87 receptions for 1,369 yards and seven touchdowns . . . Led the NFL in receiving yards . . . Won a fourth consecutive conference receiving yards title . . . Since the establishment of the American and National Conferences in 1970, no other receiver had led a conference four years in a row . . . Only Tim Brown (1993-95) of Oakland and Jerry Rice (1993-95) of San Francisco had won as many as three in a row . . . Posted four 100-yard receiving games . . . Was voted to fourth straight Pro Bowl . . . Named to the Associated Press All-Pro team for the third straight season and All-Pro by Pro Football Weekly/Pro Football Writers Association . . . His 74-yard touchdown vs. San Diego (11/12) was team's longest scrimmage play of the year . . . Set a Bengals single-game record for receiving yards (260) vs. San Diego (11/12) . . . Had six catches for 190 yards and three TDs at New Orleans (11/19) . . . Established an NFL record for receiving yards in consecutive games (450), breaking the two-game receiving yards mark of 448 set by San Francisco's John Taylor in 1989 . . . Had five catches for 101 yards vs. Oakland (12/10).

TOP RECEIVING GAMES IN NFL HISTORY: Caught 11 passes for 260 yards, including a 74-yard touchdown vs. San Diego (11/12) . . . The yardage total set a Bengals single-game record for receiving yards and is tied for the 11th highest single-game total in NFL history:

MOST SINGLE-GAME RECEIVING YARDS IN NFL HISTORY

| PLAYER | TEAM | DATE | OPP. | CATCHES | YARDS | TDs |
|---------------------|-------------------|-----------------|-------------|-----------|------------|----------|
| 1. Flipper Anderson | L.A. Rams | 11/26/89 | N.O. | 15 | 336 | 1 |
| 2. Stephone Paige | Kansas City | 12/22/85 | S.D. | 8 | 309 | 2 |
| 3. Jimmy Smith | Jacksonville | 9/10/00 | Balt. | 15 | 291 | 3 |
| 4. Jerry Rice | San Francisco | 12/18/95 | Min. | 14 | 289 | 3 |
| 5. John Taylor | San Francisco | 12/11/89 | L.A. Rams | 11 | 286 | 2 |
| 6. Terrell Owens | San Francisco | 12/17/00 | Chi. | 20 | 283 | 1 |
| 7. Charley Hennigan | Houston | 10/13/61 | Boston | 13 | 272 | 1 |
| 8. Del Shofner | N.Y. Giants | 10/28/62 | Wash. | 11 | 269 | 1 |
| 9. Lee Evans | Buffalo | 11/19/06 | Hou. | 11 | 265 | 2 |
| 10. Steve Largent | Seattle | 10/18/87 | Det. | 15 | 261 | 3 |
| 11. Wes Chandler | San Diego | 12/20/82 | Cin. | 10 | 260 | 2 |
| CHAD JOHNSON | CINCINNATI | 11/12/06 | S.D. | 11 | 260 | 2 |

2005 - Played and started in all 16 games . . . Also started lone playoff contest . . . Finished with 97 receptions for 1,432 yards and nine touchdowns . . . Led the AFC and posted career highs in receptions and yards . . . Ranked third in NFL in receiving yards, behind Carolina's Steve Smith (1,563) and Washington's Santana Moss (1,483) . . . Ranked fifth in the NFL in receptions, just six catches off the league lead . . . Named to third straight Pro Bowl . . . Caught seven passes for 139 yards vs. Minnesota (9/18), with a 70-yard touchdown . . . Had only three

catches at Chicago (9/25), but two went for touchdowns . . . Had team-leading five catches for 52 yards at Jacksonville (10/9), including a 14-yard touchdown . . . Posted eight receptions for team-leading 135 yards at Tennessee (10/6), including 15-yard touchdown catch . . . Had five receptions for 91 yards on at Baltimore (11/6) . . . Recorded season-high 189 receiving yards, including a 68-yard touchdown, vs. Indianapolis (11/20), while catching team-leading eight passes . . . Caught five passes for 88 yards vs. Baltimore (11/27), scoring on 54-yarder . . . Had season-high 11 receptions for 99 yards at Detroit a(12/18) and scored eighth touchdown of the season . . . Had nine catches for 117 yards vs. Buffalo (12/24), including a 41-yard touchdown catch . . . Caught four passes for 59 yards in Wild Card Playoff game vs. Pittsburgh (1/8/06).

2004 - Played and started in all 16 games . . . Finished with 95 receptions for 1,274 yards and nine touchdowns . . . Led the AFC in receiving yards his reception total was the third most in the NFL . . . Voted to second straight Pro Bowl . . . Named to Pro Football Weekly All-AFC team and second-team College & Pro Football Weekly . . . Had a diving 53-yard TD catch against double coverage at the N.Y. Jets (9/12) . . . Caught seven passes for 149 yards, including a pair of 50-yard gains, vs. Denver (10/25) . . . Earned the Levitra Play of the Week Award for an acrobatic 36-yard touchdown catch vs. Pittsburgh (11/21) . . . Had ten receptions for 117 yards vs. Cleveland (11/28), including 46-yard TD . . . Caught season-high 10 catches for 169 yards at Baltimore (12/5) . . . Led team with eight catches and scored two touchdowns vs. N.Y. Giants (12/26), including game-winner on a three-yard toss from Jon Kitna with 44 seconds to play . . . The winning score against the Giants won the Levitra Play of the Week Award.

2003 - Played in 16 games with 14 starts . . . Finished with 90 receptions for 1,355 yards and ten touchdowns . . . Led the AFC in receiving yards . . . Earned his first Pro Bowl berth . . . Had eight catches for season-high 131 yards at Oakland (9/14) . . . Scored two touchdowns game at Cleveland (9/28) . . . Had 130 yards, including season-long 82-yard touchdown, vs. Baltimore (10/19) . . . His 53-yard touchdown catch vs. Seattle (10/26) that lifted Bengals from 24-20 deficit to 27-24 win . . . Tied club record with three touchdown receptions at San Diego (11/23) . . . Had five receptions for 156 yards and one touchdown in Pro Bowl, including 90-yard scoring catch.

2002 - Played in all 16 games with 14 starts . . . Finished with 69 receptions for 1,166 yards and five touchdowns . . . Had five 100-yard receiving games, including three straight 100-yarders . . . Caught seven passes for 110 yards at Baltimore (11/10) . . . Had four receptions for 103 yards vs. Cleveland (11/17), including a 72-yard touchdown reception . . . Recorded seven receptions for 152 yards at Pittsburgh (11/24) . . . Had 114 yards on six catches at Carolina (12/8) . . . Closed season at Buffalo (12/29) with six catches for 123 yards, his fifth 100-yard game of the year.

2001 - Played in 12 games with three starts . . . Finished with 28 receptions for 329 yards and one touchdown . . . Registered first two NFL catches at San Diego (9/30), with the second going for an eight-yard touchdown . . . Led the team with five catches for 68 yards vs. Cleveland (10/14) despite being sidelined in third quarter with collarbone fracture . . . Missed four games due to a fractured left clavicle . . . Returned to action at Cleveland (11/25) and had one catch for seven yards.

COLLEGE

Attended Oregon State . . . Finished the 2000 season, including the Fiesta Bowl, with 37 catches for 806 yards and eight TDs . . . Averaged 21.8 yards per catch . . . Set school record with a 97-yard TD reception vs. Stanford . . . Helped boost school to a No. 4 national ranking and a Fiesta Bowl victory over Notre Dame . . . Caught touchdown passes of four and 74 yards in the Fiesta Bowl . . . Played in 1997 and '99 at Santa Monica (Calif.) College . . . Sat out 1998 to concentrate on academics . . . Caught 120 passes for 2,100 yards and 23 touchdowns in 20 games at Santa Monica . . . Attended Langston University (Okla.) in 1996 but did not play football . . . Majored in physical education.

PERSONAL

Married to Evelyn Lozada, star of the television show "Basketball Wives" . . . Has four children: Jicyra, Chad Johnson II, Chade and Cha'iel . . . Placed first on the list of "Most Influential Athletes In Social Media" by CNBC in April 2011 . . . Was paired with two-time champion Cheryl Burke on the tenth season as "Dancing With The Stars" in 2010 . . . Had his own segment on Sports Soup titled "Child, Please" . . . An iPhone game called "Mad Chad" was designed by both Johnson and RockLive and was released on November 18, 2010 . . . It was featured on iTunes and was a top downloaded app in 2010 . . . During the 2010-11 NFL season, he and Bengals teammate Terrell Owens teamed

up for a talk show, The T.Ocho Show on Versus, talking football, basketball and pop culture . . . Was featured on his own reality television dating show called "Ochocinco: The Ultimate Catch" on VH1 in which women vied to be his date . . . Featured as the guest host of WWE Monday Night Raw on September 11, 2010 . . . Had a four-day trial for Sporting Kansas City of Major League Soccer in 2011 . . . Is a fan of the soccer team Real Madrid . . . Lasted 1.5 seconds on Deja Blue, a 1,500-pound bull, during intermission of a Professional Bull Riders event on May 14, 2011 . . . Appeared in episodes of "Basketball Wives," which in seasons two through four documented his and Evelyn Lozado's courtship and engagement . . . Filmed a cameo role as himself for the film "American Reunion" in June 2011 . . . Appeared as a former captain on the Season 3 premiere of the television show "Blue Mountain State" and as himself on the Season 2 premiere of the television show "The League" . . . Starred in a national pistachio commercial in winter 2010 and spring 2011 . . . Was featured in the R&B singer Monica's video "Everything to Me" . . . Appears on the cover of EA's videogame NFL Street 3, in which he is the main adversary in the game, and narrates the tutorials with Clinton Portis and Byron Leftwich . . . Appeared without clothes, save a strategically placed football, in PETA's "Ink Not Mink" ad campaign, which encourages people to choose tattoos over wearing animal fur . . . On June 9, 2007, he raced a thoroughbred racehorse over a furlong (220 yards / 200 meters) for charity . . . Given a 110-yard (100 m) head start, he beat the horse by twelve lengths . . . On October 25, 2006, in honor of Hispanic Heritage Month, he announced that he would prefer to be called "Ocho Cinco," which is "eight five" in Spanish . . . Legally changed his name to Chad Javon Ochocinco on August 29, 2008 before returning to the last name Johnson on July 23, 2012 . . . Attended Miami Beach High School . . . Full name is Chad Javon Johnson, born January 9, 1978 in Miami, Fla.

CHAD JOHNSON'S NFL REGULAR SEASON STATISTICS

| YEAR | TEAM | GP | GS | RECEIVING | | | | | RUSHING | | | | |
|------------|-------------|-----|-----|-----------|--------|------|-----|----|---------|------|------|----|----|
| | | | | NO. | YDS. | AVG. | LG | TD | ATT. | YDS. | AVG. | LG | TD |
| 2001 | Cincinnati | 12 | 3 | 28 | 329 | 11.8 | 28 | 1 | 0 | 0 | — | — | 0 |
| 2002 | Cincinnati | 16 | 14 | 69 | 1166 | 16.9 | 72t | 5 | 0 | 0 | — | — | 0 |
| 2003 | Cincinnati | 16 | 14 | 90 | 1355 | 15.1 | 82t | 10 | 0 | 0 | — | — | 0 |
| 2004 | Cincinnati | 16 | 16 | 95 | 1274 | 13.4 | 53t | 9 | 4 | 39 | 9.8 | 18 | 0 |
| 2005 | Cincinnati | 16 | 16 | 97 | 1432 | 14.8 | 70t | 9 | 5 | 33 | 6.6 | 11 | 0 |
| 2006 | Cincinnati | 16 | 16 | 87 | 1369 | 15.7 | 74t | 7 | 6 | 24 | 4.0 | 8 | 0 |
| 2007 | Cincinnati | 16 | 16 | 93 | 1440 | 15.5 | 70t | 8 | 6 | 47 | 7.8 | 16 | 0 |
| 2008 | Cincinnati | 13 | 10 | 53 | 540 | 10.2 | 26 | 4 | 0 | 0 | — | — | 0 |
| 2009 | Cincinnati | 16 | 15 | 72 | 1047 | 14.5 | 50 | 9 | 3 | 32 | 10.7 | 26 | 0 |
| 2010 | Cincinnati | 14 | 12 | 67 | 831 | 12.4 | 42 | 4 | 0 | 0 | — | — | 0 |
| 2011 | New England | 15 | 3 | 15 | 276 | 18.4 | 53 | 1 | 0 | 0 | — | — | 0 |
| NFL TOTALS | | 166 | 135 | 766 | 11,059 | 14.4 | 82 | 67 | 24 | 175 | 7.3 | 26 | 0 |

CHAD JOHNSON'S NFL PLAYOFF STATISTICS

| YEAR | TEAM | GP | GS | RECEIVING | | | | | RUSHING | | | | |
|---------------|-------------|----|----|-----------|------|------|----|----|---------|------|------|----|----|
| | | | | NO. | YDS. | AVG. | LG | TD | ATT. | YDS. | AVG. | LG | TD |
| 2006 | Cincinnati | 1 | 1 | 4 | 59 | 14.8 | 24 | 0 | 0 | 0 | — | — | 0 |
| 2010 | Cincinnati | 1 | 1 | 2 | 28 | 14.0 | 19 | 0 | 0 | 0 | — | — | 0 |
| 2011 | New England | 2 | 0 | 1 | 21 | 21.0 | 21 | 0 | 0 | 0 | — | — | 0 |
| PLAYOFF TOTAL | | 4 | 2 | 7 | 108 | 15.4 | 24 | 0 | 0 | 0 | — | — | 0 |

ADDITIONAL STATS

Passing: (Cincinnati) 0 of 1 in 2010.

SINGLE-GAME HIGHS

Receptions: 12 vs. Tennessee, 11/25/2007
12 at New England, 9/12/2010
11 at Detroit, 12/18/2005
11 vs. San Diego, 11/12/2006
11 at Cleveland, 9/16/2007

Receiving Yards: 260 vs. San Diego, 11/12/2006
209 at Cleveland, 9/16/2007
190 at New Orleans, 11/19/2006

| | | |
|---------------------|-----|--|
| | 189 | vs. Indianapolis, 11/20/2005 |
| | 161 | at Baltimore, 12/5/2004 |
| Longest Receptions: | 82t | vs. Baltimore, 10/19/2003 |
| | 74t | vs. San Diego, 11/12/2006 |
| | 72t | vs. Cleveland, 11/17/2002 |
| | 70t | vs. Minnesota, 9/18/2005 |
| | 70t | at Miami, 12/30/2007 |
| Most TDs: | 3 | at San Diego, 11/23/2003 |
| | 3 | at New Orleans, 11/19/2006 |
| | 3 | vs. Tennessee, 11/25/2007 |
| | 2, | 10 times (last: vs. Chicago, 10/25/2009) |
| Rushing Attempts: | 2 | at Kansas City, 9/10/2006 |
| Rushing Yards: | 26 | at San Diego, 12/20/2009 |
| Longest Run: | 26 | at San Diego, 12/20/2009 |

100-YARD RECEIVING GAMES (31)

| DATE | OPPONENT | NO. | YDS. | AVG. | LG | TD |
|----------|------------------|-----|------|------|-----|----|
| 11/17/02 | vs. Cleveland | 4 | 103 | 25.8 | 72t | 1 |
| 11/24/02 | at Pittsburgh | 7 | 152 | 21.7 | 55 | 0 |
| 12/8/02 | at Carolina | 6 | 114 | 19.0 | 32 | 0 |
| 11/10/02 | at Baltimore | 7 | 110 | 15.7 | 39t | 1 |
| 12/29/02 | at Buffalo | 6 | 123 | 20.5 | 50 | 0 |
| 9/14/03 | at Oakland | 8 | 131 | 16.4 | 34 | 0 |
| 10/19/03 | vs. Baltimore | 5 | 130 | 26.0 | 82t | 1 |
| 11/23/03 | at San Diego | 10 | 107 | 10.7 | 22 | 3 |
| 11/30/03 | at Pittsburgh | 6 | 117 | 19.5 | 58 | 1 |
| 12/21/03 | at St. Louis | 7 | 115 | 16.4 | 47 | 0 |
| 10/25/04 | vs. Denver | 7 | 149 | 21.3 | 50t | 1 |
| 11/28/04 | vs. Cleveland | 10 | 117 | 11.7 | 46t | 1 |
| 12/05/04 | at Baltimore | 10 | 161 | 16.1 | 51 | 2 |
| 9/18/05 | vs. Minnesota | 7 | 139 | 19.9 | 70t | 1 |
| 10/16/05 | at Tennessee | 8 | 135 | 16.9 | 35 | 1 |
| 11/20/05 | vs. Indianapolis | 8 | 189 | 23.6 | 68t | 1 |
| 12/24/05 | vs. Buffalo | 9 | 117 | 13.0 | 41t | 1 |
| 11/12/06 | vs. San Diego | 11 | 260 | 23.6 | 74t | 2 |
| 11/19/06 | at New Orleans | 6 | 190 | 31.7 | 60t | 3 |
| 11/26/06 | at Cleveland | 7 | 123 | 17.6 | 43 | 0 |
| 12/10/06 | vs. Oakland | 5 | 101 | 20.2 | 42 | 0 |
| 9/16/07 | at Cleveland | 11 | 209 | 19.0 | 32 | 2 |
| 9/23/07 | at Seattle | 9 | 138 | 15.3 | 20 | 0 |
| 10/21/07 | vs. N.Y. Jets | 3 | 102 | 34.0 | 56 | 0 |
| 11/25/07 | vs. Tennessee | 12 | 103 | 8.6 | 22 | 3 |
| 12/30/07 | at Miami | 4 | 131 | 32.8 | 70t | 2 |
| 10/18/09 | vs. Houston | 5 | 103 | 20.6 | 50 | 0 |
| 10/25/09 | vs. Chicago | 10 | 118 | 11.8 | 19 | 2 |
| 12/6/09 | vs. Detroit | 9 | 137 | 15.2 | 36t | 1 |
| 9/12/10 | at New England | 12 | 159 | 13.3 | 28t | 1 |
| 10/24/10 | at Atlanta | 10 | 108 | 10.8 | 18 | 1 |

2001 GAME-BY-GAME STATISTICS (Cincinnati)

| DATE | OPPONENT | P/S | RECEIVING | | | | RUSHING | | | | W/L | SCORE |
|-------|-----------------|-----|-----------|------|----|----|---------|------|----|----|-----|-------|
| | | | NO. | YDS. | LG | TD | ATT. | YDS. | LG | TD | | |
| 9/9 | NEW ENGLAND | P | 0 | 0 | 0 | 0 | 0 | 0 | 0 | 0 | W | 23-17 |
| 9/23 | BALTIMORE | S | 0 | 0 | 0 | 0 | 0 | 0 | 0 | 0 | W | 21-10 |
| 9/30 | at San Diego | P | 2 | 28 | 20 | 1 | 0 | 0 | 0 | 0 | L | 14-28 |
| 10/7 | at Pittsburgh | S | 5 | 52 | 20 | 0 | 0 | 0 | 0 | 0 | L | 7-16 |
| 10/14 | CLEVELAND | P | 5 | 68 | 16 | 0 | 0 | 0 | 0 | 0 | W | 24-14 |
| 10/21 | CHICAGO | | INACTIVE | | | | | | | | L | 0-24 |
| 10/28 | at Detroit | | INACTIVE | | | | | | | | W | 31-27 |
| 11/11 | at Jacksonville | | INACTIVE | | | | | | | | L | 13-30 |
| 11/18 | TENNESSEE | | INACTIVE | | | | | | | | L | 7-20 |
| 11/25 | at Cleveland | P | 1 | 7 | 7 | 0 | 0 | 0 | 0 | 0 | L | 0-18 |

2001 GAME-BY-GAME STATISTICS (Cincinnati)

| DATE | OPPONENT | P/S | RECEIVING | | | | RUSHING | | | | W/L | SCORE |
|--------------------|--------------|-------------|-----------|------------|-----------|----------|----------|----------|----------|----------|-------------|-------|
| | | | NO. | YDS. | LG | TD | ATT. | YDS. | LG | TD | | |
| 12/2 | TAMPA BAY | P | 2 | 27 | 15 | 0 | 0 | 0 | 0 | 0 | L | 13-16 |
| 12/9 | JACKSONVILLE | P | 4 | 47 | 17 | 0 | 0 | 0 | 0 | 0 | L | 10-14 |
| 12/16 | at N.Y. JETS | P | 2 | 13 | 9 | 0 | 0 | 0 | 0 | 0 | L | 14-15 |
| 12/23 | at Baltimore | P | 3 | 28 | 10 | 0 | 0 | 0 | 0 | 0 | L | 0-16 |
| 12/30 | PITTSBURGH | P | 2 | 25 | 14 | 0 | 0 | 0 | 0 | 0 | W | 26-23 |
| 1/6/02 | at Tennessee | S | 2 | 34 | 28 | 0 | 0 | 0 | 0 | 0 | W | 23-21 |
| 2001 TOTALS | | 12/3 | 28 | 329 | 28 | 1 | 0 | 0 | 0 | 0 | 6-10 | |

2002 GAME-BY-GAME STATISTICS (Cincinnati)

| DATE | OPPONENT | P/S | RECEIVING | | | | RUSHING | | | | W/L | SCORE |
|--------------------|-----------------|--------------|-----------|--------------|------------|----------|----------|----------|----------|----------|-------------|-------|
| | | | NO. | YDS. | LG | TD | ATT. | YDS. | LG | TD | | |
| 9/8 | SAN DIEGO | P | 0 | 0 | 0 | 0 | 0 | 0 | 0 | 0 | L | 6-34 |
| 9/15 | at Cleveland | P | 4 | 58 | 22t | 1 | 0 | 0 | 0 | 0 | L | 7-20 |
| 9/22 | at Atlanta | S | 1 | 20 | 20 | 0 | 0 | 0 | 0 | 0 | L | 3-30 |
| 9/29 | TAMPA BAY | S | 0 | 0 | 0 | 0 | 0 | 0 | 0 | 0 | L | 7-35 |
| 10/6 | at Indianapolis | S | 6 | 72 | 17 | 0 | 0 | 0 | 0 | 0 | L | 21-28 |
| 10/13 | PITTSBURGH | S | 7 | 71 | 19 | 0 | 0 | 0 | 0 | 0 | L | 7-34 |
| 10/27 | TENNESSEE | S | 6 | 86 | 24 | 0 | 0 | 0 | 0 | 0 | L | 24-30 |
| 11/3 | at Houston | S | 3 | 41 | 18 | 1 | 0 | 0 | 0 | 0 | W | 38-3 |
| 11/10 | at Baltimore | S | 7 | 110 | 39t | 1 | 0 | 0 | 0 | 0 | L | 27-38 |
| 11/17 | CLEVELAND | S | 4 | 103 | 72t | 1 | 0 | 0 | 0 | 0 | L | 20-27 |
| 11/24 | at Pittsburgh | S | 7 | 152 | 55 | 0 | 0 | 0 | 0 | 0 | L | 21-29 |
| 12/1 | BALTIMORE | S | 4 | 78 | 35t | 1 | 0 | 0 | 0 | 0 | L | 23-27 |
| 12/8 | at Carolina | S | 6 | 114 | 32 | 0 | 0 | 0 | 0 | 0 | L | 31-52 |
| 12/15 | JACKSONVILLE | S | 4 | 91 | 44 | 0 | 0 | 0 | 0 | 0 | L | 15-29 |
| 12/22 | NEW ORLEANS | S | 4 | 47 | 15 | 0 | 0 | 0 | 0 | 0 | W | 20-13 |
| 12/29 | at Buffalo | S | 6 | 123 | 50 | 0 | 0 | 0 | 0 | 0 | L | 9-27 |
| 2002 TOTALS | | 16/14 | 69 | 1,166 | 72t | 5 | 0 | 0 | 0 | 0 | 2-14 | |

2003 GAME-BY-GAME STATISTICS (Cincinnati)

| DATE | OPPONENT | P/S | RECEIVING | | | | RUSHING | | | | W/L | SCORE |
|--------------------|---------------|--------------|-----------|--------------|------------|-----------|----------|----------|----------|----------|------------|-------|
| | | | NO. | YDS. | LG | TD | ATT. | YDS. | LG | TD | | |
| 9/7 | DENVER | S | 6 | 95 | 41t | 1 | 0 | 0 | 0 | 0 | L | 10-30 |
| 9/14 | at Oakland | S | 8 | 131 | 34 | 0 | 0 | 0 | 0 | 0 | L | 20-23 |
| 9/21 | PITTSBURGH | P | 4 | 77 | 31 | 0 | 0 | 0 | 0 | 0 | L | 10-17 |
| 9/28 | at Cleveland | S | 3 | 67 | 55t | 2 | 0 | 0 | 0 | 0 | W | 21-14 |
| 10/5 | at Buffalo | S | 6 | 59 | 12 | 0 | 0 | 0 | 0 | 0 | L | 16-22 |
| 10/19 | BALTIMORE | S | 5 | 130 | 82t | 1 | 0 | 0 | 0 | 0 | W | 34-26 |
| 10/26 | SEATTLE | S | 3 | 84 | 53t | 1 | 0 | 0 | 0 | 0 | W | 27-24 |
| 11/2 | at Arizona | S | 4 | 75 | 41 | 0 | 0 | 0 | 0 | 0 | L | 14-17 |
| 11/9 | HOUSTON | S | 9 | 89 | 22 | 0 | 0 | 0 | 0 | 0 | W | 34-27 |
| 11/16 | KANSAS CITY | S | 7 | 74 | 23 | 0 | 0 | 0 | 0 | 0 | W | 24-19 |
| 11/23 | at San Diego | S | 10 | 107 | 22 | 3 | 0 | 0 | 0 | 0 | W | 34-27 |
| 11/30 | at Pittsburgh | P | 6 | 117 | 58 | 1 | 0 | 0 | 0 | 0 | W | 24-20 |
| 12/7 | at Baltimore | S | 2 | 15 | 9 | 0 | 0 | 0 | 0 | 0 | L | 13-31 |
| 12/14 | SAN FRANCISCO | S | 6 | 91 | 26 | 1 | 0 | 0 | 0 | 0 | W | 41-38 |
| 12/21 | at St. Louis | S | 7 | 115 | 47 | 0 | 0 | 0 | 0 | 0 | L | 10-27 |
| 12/28 | CLEVELAND | S | 4 | 29 | 13 | 0 | 0 | 0 | 0 | 0 | L | 14-22 |
| 2003 TOTALS | | 16-14 | 90 | 1,355 | 82t | 10 | 0 | 0 | 0 | 0 | 8-8 | |

2004 GAME-BY-GAME STATISTICS (Cincinnati)

| DATE | OPPONENT | P/S | RECEIVING | | | | RUSHING | | | | W/L | SCORE |
|------|--------------|-----|-----------|------|-----|----|---------|------|----|----|-----|-------|
| | | | NO. | YDS. | LG | TD | ATT. | YDS. | LG | TD | | |
| 9/12 | at N.Y. Jets | S | 5 | 99 | 53t | 1 | 0 | 0 | 0 | 0 | L | 24-31 |
| 9/19 | MIAMI | S | 3 | 45 | 20 | 0 | 0 | 0 | 0 | 0 | W | 16-13 |

2004 GAME-BY-GAME STATISTICS (Cincinnati)

| DATE | OPPONENT | P/S | RECEIVING | | | | RUSHING | | | | W/L | SCORE |
|--------------------|-----------------|-----|--------------|-----------|--------------|-----------|----------|----------|-----------|-----------|----------|------------|
| | | | NO. | YDS. | LG | TD | ATT. | YDS. | LG | TD | | |
| 9/26 | BALTIMORE | S | 8 | 99 | 23 | 0 | 0 | 0 | 0 | 0 | L | 9-23 |
| 10/3 | at Pittsburgh | S | 4 | 54 | 24 | 0 | 0 | 0 | 0 | 0 | L | 17-28 |
| 10/17 | at Cleveland | S | 3 | 37 | 18 | 0 | 0 | 0 | 0 | 0 | L | 17-34 |
| 10/25 | DENVER | S | 7 | 149 | 50t | 1 | 0 | 0 | 0 | 0 | W | 23-10 |
| 10/31 | at Tennessee | S | 6 | 67 | 18 | 0 | 0 | 0 | 0 | 0 | L | 20-27 |
| 11/7 | DALLAS | S | 8 | 74 | 23 | 0 | 0 | 0 | 0 | 0 | W | 26-3 |
| 11/14 | at Washington | S | 6 | 89 | 34 | 0 | 0 | 0 | 0 | 0 | W | 17-10 |
| 11/21 | PITTSBURGH | S | 5 | 80 | 36t | 1 | 0 | 0 | 0 | 0 | L | 14-19 |
| 11/28 | CLEVELAND | S | 10 | 117 | 46t | 1 | 1 | 9 | 9 | 0 | W | 58-48 |
| 12/5 | at Baltimore | S | 10 | 161 | 51 | 2 | 0 | 0 | 0 | 0 | W | 27-26 |
| 12/12 | at New England | S | 5 | 80 | 27 | 1 | 1 | 10 | 10 | 0 | L | 28-35 |
| 12/19 | BUFFALO | S | 2 | 10 | 7 | 0 | 1 | 2 | 2 | 0 | L | 17-33 |
| 12/26 | N.Y. GIANTS | S | 8 | 46 | 10 | 2 | 0 | 0 | 0 | 0 | W | 23-22 |
| 1/2/05 | at Philadelphia | S | 5 | 67 | 27 | 0 | 1 | 18 | 18 | 0 | W | 38-10 |
| 2004 TOTALS | | | 16-16 | 95 | 1,274 | 53 | 9 | 4 | 39 | 18 | 0 | 8-8 |

2005 GAME-BY-GAME STATISTICS (Cincinnati)

| DATE | OPPONENT | P/S | RECEIVING | | | | RUSHING | | | | W/L | SCORE |
|-----------------------|-----------------|-----|--------------|-----------|--------------|------------|----------|----------|-----------|-----------|----------|-------------|
| | | | NO. | YDS. | LG | TD | ATT. | YDS. | LG | TD | | |
| 9/11 | at Cleveland | S | 9 | 91 | 15 | 0 | 1 | 11 | 11 | 0 | W | 27-13 |
| 9/18 | MINNESOTA | S | 7 | 139 | 70t | 1 | 0 | 0 | 0 | 0 | W | 37-8 |
| 9/25 | at Chicago | S | 3 | 77 | 40t | 2 | 1 | -1 | -1 | 0 | W | 24-7 |
| 10/2 | HOUSTON | S | 7 | 67 | 15 | 0 | 0 | 0 | 0 | 0 | W | 16-10 |
| 10/9 | at Jacksonville | S | 5 | 52 | 14t | 1 | 0 | 0 | 0 | 0 | L | 20-23 |
| 10/16 | at Tennessee | S | 8 | 135 | 35 | 1 | 0 | 0 | 0 | 0 | W | 31-23 |
| 10/23 | PITTSBURGH | S | 4 | 94 | 47 | 0 | 0 | 0 | 0 | 0 | L | 13-27 |
| 10/30 | GREEN BAY | S | 5 | 62 | 38 | 0 | 1 | 8 | 8 | 0 | W | 21-14 |
| 11/6 | at Baltimore | S | 5 | 91 | 48 | 0 | 0 | 0 | 0 | 0 | W | 21-9 |
| 11/20 | INDIANAPOLIS | S | 8 | 189 | 68t | 0 | 0 | 0 | 0 | 0 | L | 37-45 |
| 11/27 | BALTIMORE | S | 5 | 88 | 54t | 1 | 0 | 0 | 0 | 0 | W | 42-29 |
| 12/4 | at Pittsburgh | S | 5 | 54 | 19 | 0 | 0 | 0 | 0 | 0 | W | 38-31 |
| 12/11 | CLEVELAND | S | 2 | 22 | 15 | 0 | 0 | 0 | 0 | 0 | W | 23-20 |
| 12/18 | at Detroit | S | 11 | 99 | 20 | 1 | 1 | 9 | 9 | 0 | W | 41-17 |
| 12/24 | BUFFALO | S | 9 | 117 | 41t | 1 | 0 | 0 | 0 | 0 | L | 27-37 |
| 1/1/06 | at Kansas City | S | 4 | 55 | 32 | 0 | 1 | 6 | 6 | 0 | L | 3-37 |
| 1/8/06 | PITTSBURGH# | S | 4 | 59 | 24 | 0 | 0 | 0 | 0 | 0 | L | 17-31 |
| 2005 TOTALS | | | 16-16 | 97 | 1,432 | 70t | 9 | 5 | 33 | 11 | 0 | 11-5 |
| PLAYOFF TOTALS | | | 1-1 | 4 | 59 | 24 | 0 | 0 | 0 | 0 | 0 | 0-1 |

2006 GAME-BY-GAME STATISTICS (Cincinnati)

| DATE | OPPONENT | P/S | RECEIVING | | | | RUSHING | | | | W/L | SCORE |
|-------|----------------|-----|-----------|------|-----|----|---------|------|----|----|-----|-------|
| | | | NO. | YDS. | LG | TD | ATT. | YDS. | LG | TD | | |
| 9/10 | at Kansas City | S | 5 | 48 | 15 | 0 | 2 | 14 | 8 | 0 | W | 23-10 |
| 9/17 | CLEVELAND | S | 6 | 78 | 18 | 1 | 0 | 0 | 0 | 0 | W | 34-17 |
| 9/24 | at Pittsburgh | S | 1 | 11 | 11 | 0 | 0 | 0 | 0 | 0 | W | 28-20 |
| 10/1 | NEW ENGLAND | S | 6 | 64 | 16 | 0 | 0 | 0 | 0 | 0 | L | 13-38 |
| 10/15 | at Tampa Bay | S | 6 | 99 | 51 | 0 | 0 | 0 | 0 | 0 | L | 13-14 |
| 10/22 | CAROLINA | S | 6 | 73 | 32 | 0 | 0 | 0 | 0 | 0 | W | 17-14 |
| 10/29 | ATLANTA | S | 6 | 78 | 20 | 1 | 0 | 0 | 0 | 0 | L | 27-29 |
| 11/5 | at Baltimore | S | 4 | 31 | 15 | 0 | 0 | 0 | 0 | 0 | L | 20-26 |
| 11/12 | SAN DIEGO | S | 11 | 260 | 74t | 2 | 1 | 0 | 0 | 0 | L | 41-49 |
| 11/19 | at New Orleans | S | 6 | 190 | 60t | 3 | 1 | 3 | 3 | 0 | W | 31-16 |
| 11/26 | at Cleveland | S | 7 | 123 | 43 | 0 | 1 | 6 | 6 | 0 | W | 30-0 |
| 11/30 | BALTIMORE | S | 8 | 91 | 24 | 0 | 0 | 0 | 0 | 0 | W | 13-7 |
| 12/10 | OAKLAND | S | 5 | 101 | 42 | 0 | 0 | 0 | 0 | 0 | W | 27-10 |

2006 GAME-BY-GAME STATISTICS (Cincinnati)

| DATE | OPPONENT | P/S | RECEIVING | | | | RUSHING | | | | W/L | SCORE |
|--------------------|-----------------|--------------|-----------|--------------|------------|----------|----------|-----------|----------|----------|------------|-------|
| | | | NO. | YDS. | LG | TD | ATT. | YDS. | LG | TD | | |
| 12/18 | at Indianapolis | S | 3 | 37 | 16 | 0 | 1 | 1 | 1 | 0 | L | 16-34 |
| 12/24 | at Denver | S | 3 | 32 | 14 | 0 | 0 | 0 | 0 | 0 | L | 23-24 |
| 12/31 | PITTSBURGH | S | 4 | 53 | 16 | 0 | 0 | 0 | 0 | 0 | L | 17-23 |
| 2006 TOTALS | | 16-16 | 87 | 1,369 | 74t | 7 | 6 | 24 | 8 | 0 | 8-8 | |

2007 GAME-BY-GAME STATISTICS (Cincinnati)

| DATE | OPPONENT | P/S | RECEIVING | | | | RUSHING | | | | W/L | SCORE |
|--------------------|------------------|--------------|-----------|--------------|------------|----------|----------|-----------|-----------|----------|------------|-------|
| | | | NO. | YDS. | LG | TD | ATT. | YDS. | LG | TD | | |
| 9/10 | BALTIMORE | S | 5 | 95 | 39t | 1 | 1 | 2 | 2 | 0 | W | 27-20 |
| 9/16 | at Cleveland | S | 11 | 209 | 32 | 2 | 0 | 0 | 0 | 0 | L | 45-51 |
| 9/23 | at Seattle | S | 9 | 138 | 20 | 0 | 0 | 0 | 0 | 0 | L | 21-24 |
| 10/1 | NEW ENGLAND | S | 3 | 53 | 21 | 0 | 0 | 0 | 0 | 0 | L | 13-34 |
| 10/14 | at Kansas City | S | 8 | 83 | 20 | 0 | 0 | 0 | 0 | 0 | L | 20-27 |
| 10/21 | N.Y. JETS | S | 3 | 102 | 56 | 0 | 1 | 15 | 15 | 0 | W | 38-31 |
| 10/28 | PITTSBURGH | S | 5 | 51 | 16 | 0 | 0 | 0 | 0 | 0 | L | 13-24 |
| 11/4 | at Buffalo | S | 3 | 48 | 24 | 0 | 1 | 1 | 1 | 0 | L | 21-33 |
| 11/11 | at Baltimore | S | 4 | 73 | 23 | 0 | 0 | 0 | 0 | 0 | W | 21-7 |
| 11/18 | ARIZONA | S | 8 | 86 | 20 | 0 | 0 | 0 | 0 | 0 | L | 27-35 |
| 11/25 | TENNESSEE | S | 12 | 103 | 22 | 3 | 0 | 0 | 0 | 0 | W | 35-6 |
| 12/2 | at Pittsburgh | S | 6 | 86 | 24 | 0 | 1 | 4 | 4 | 0 | L | 10-24 |
| 12/9 | ST. LOUIS | S | 2 | 60 | 52 | 0 | 0 | 0 | 0 | 0 | W | 19-10 |
| 12/15 | at San Francisco | S | 6 | 78 | 25 | 0 | 0 | 0 | 0 | 0 | L | 13-20 |
| 12/23 | CLEVELAND | S | 4 | 44 | 17 | 0 | 1 | 16 | 16 | 0 | W | 19-14 |
| 12/30 | at Miami | S | 4 | 131 | 70t | 2 | 1 | 9 | 9 | 0 | W | 38-25 |
| 2007 TOTALS | | 16-16 | 93 | 1,440 | 70t | 8 | 6 | 47 | 16 | 0 | 7-9 | |

2008 GAME-BY-GAME STATISTICS (Cincinnati)

| DATE | OPPONENT | P/S | RECEIVING | | | | RUSHING | | | | W/L | SCORE |
|--------------------|-----------------|--------------|-----------|------------|-----------|----------|----------|----------|----------|----------|---------------|-------|
| | | | NO. | YDS. | LG | TD | ATT. | YDS. | LG | TD | | |
| 9/7 | at Baltimore | S | 1 | 22 | 22 | 0 | 0 | 0 | 0 | 0 | L | 10-17 |
| 9/14 | TENNESSEE | S | 4 | 37 | 13 | 0 | 0 | 0 | 0 | 0 | L | 7-24 |
| 9/21 | at N.Y. Giants | S | 3 | 29 | 16 | 0 | 0 | 0 | 0 | 0 | L | 23-26 |
| 9/28 | CLEVELAND | P | 3 | 28 | 13 | 1 | 0 | 0 | 0 | 0 | L | 12-20 |
| 10/5 | at Dallas | S | 3 | 43 | 19 | 0 | 0 | 0 | 0 | 0 | L | 22-31 |
| 10/12 | at N.Y. Jets | S | 5 | 57 | 16 | 0 | 0 | 0 | 0 | 0 | L | 14-26 |
| 10/19 | PITTSBURGH | S | 8 | 52 | 9 | 1 | 0 | 0 | 0 | 0 | L | 10-38 |
| 10/26 | at Houston | S | 5 | 44 | 14 | 0 | 0 | 0 | 0 | 0 | L | 6-35 |
| 11/2 | JACKSONVILLE | S | 5 | 37 | 11 | 2 | 0 | 0 | 0 | 0 | W | 21-19 |
| 11/16 | PHILADELPHIA | S | 4 | 34 | 12 | 0 | 0 | 0 | 0 | 0 | T | 13-13 |
| 11/20 | at Pittsburgh | | INACTIVE | | | | | | | | L | 10-27 |
| 11/30 | BALTIMORE | S | 4 | 45 | 18 | 0 | 0 | 0 | 0 | 0 | L | 3-34 |
| 12/7 | at Indianapolis | P | 5 | 79 | 26 | 0 | 0 | 0 | 0 | 0 | L | 3-35 |
| 12/14 | WASHINGTON | P | 3 | 33 | 13 | 0 | 0 | 0 | 0 | 0 | W | 20-13 |
| 12/21 | at Cleveland | | INACTIVE | | | | | | | | W | 14-0 |
| 12/28 | KANSAS CITY | | INACTIVE | | | | | | | | W | 16-6 |
| 2008 TOTALS | | 13-10 | 53 | 540 | 26 | 4 | 0 | 0 | 0 | 0 | 4-11-1 | |

2009 GAME-BY-GAME STATISTICS (Cincinnati)

| DATE | OPPONENT | P/S | RECEIVING | | | | RUSHING | | | | W/L | SCORE |
|------|--------------|-----|-----------|------|----|----|---------|------|----|----|-----|-------|
| | | | NO. | YDS. | LG | TD | ATT. | YDS. | LG | TD | | |
| 9/13 | DENVER | S | 5 | 89 | 34 | 0 | 1 | 8 | 8 | 0 | L | 7-12 |
| 9/20 | at Green Bay | S | 4 | 91 | 44 | 1 | 0 | 0 | 0 | 0 | W | 31-24 |
| 9/27 | PITTSBURGH | S | 5 | 54 | 21 | 0 | 0 | 0 | 0 | 0 | W | 23-20 |
| 10/4 | at Cleveland | P | 3 | 24 | 17 | 2 | 0 | 0 | 0 | 0 | W | 23-20 |

2009 GAME-BY-GAME STATISTICS (Cincinnati)

| DATE | OPPONENT | P/S | RECEIVING | | | | RUSHING | | | | W/L | SCORE |
|-----------------------|---------------|--------------|-----------|--------------|-----------|----------|----------|-----------|-----------|----------|-------------|-------|
| | | | NO. | YDS. | LG | TD | ATT. | YDS. | LG | TD | | |
| 10/11 | at Baltimore | S | 7 | 94 | 21 | 0 | 0 | 0 | 0 | 0 | W | 17-14 |
| 10/18 | HOUSTON | S | 5 | 103 | 50 | 0 | 0 | 0 | 0 | 0 | L | 17-28 |
| 10/25 | CHICAGO | S | 10 | 118 | 19 | 2 | 0 | 0 | 0 | 0 | W | 45-10 |
| 11/8 | BALTIMORE | S | 5 | 66 | 21 | 0 | 0 | 0 | 0 | 0 | W | 17-7 |
| 11/15 | at Pittsburgh | S | 2 | 29 | 16 | 0 | 0 | 0 | 0 | 0 | W | 18-12 |
| 11/22 | at Oakland | S | 4 | 67 | 30 | 0 | 0 | 0 | 0 | 0 | L | 17-20 |
| 11/29 | CLEVELAND | S | 3 | 38 | 15 | 0 | 0 | 0 | 0 | 0 | W | 16-7 |
| 12/6 | DETROIT | S | 9 | 137 | 36t | 1 | 0 | 0 | 0 | 0 | W | 23-13 |
| 12/13 | at Minnesota | S | 3 | 27 | 15t | 1 | 0 | 0 | 0 | 0 | L | 0-30 |
| 12/20 | at San Diego | S | 3 | 79 | 49t | 1 | 1 | 26 | 26 | 0 | L | 24-27 |
| 12/27 | KANSAS CITY | S | 4 | 31 | 15 | 1 | 1 | -2 | -2 | 0 | W | 17-10 |
| 1/3/10 | at N.Y. Jets | S | 0 | 0 | 0 | 0 | 0 | 0 | 0 | 0 | L | 0-37 |
| 1/9/10 | N.Y. JETS# | S | 2 | 28 | 19 | 0 | 0 | 0 | 0 | 0 | L | 14-24 |
| 2009 TOTALS | | 16-15 | 72 | 1,047 | 50 | 9 | 3 | 32 | 26 | 0 | 10-6 | |
| PLAYOFF TOTALS | | 1-1 | 2 | 28 | 19 | 0 | 0 | 0 | 0 | 0 | 0-1 | |

2010 GAME-BY-GAME STATISTICS (Cincinnati)

| DATE | OPPONENT | P/S | RECEIVING | | | | RUSHING | | | | W/L | SCORE |
|--------------------|-----------------|--------------|-----------|------------|-----------|----------|----------|----------|----------|----------|-------------|-------|
| | | | NO. | YDS. | LG | TD | ATT. | YDS. | LG | TD | | |
| 9/12 | at New England | S | 12 | 159 | 28t | 1 | 0 | 0 | 0 | 0 | L | 24-38 |
| 9/19 | BALTIMORE | S | 4 | 44 | 14 | 0 | 0 | 0 | 0 | 0 | W | 15-10 |
| 9/26 | at Carolina | S | 4 | 34 | 13 | 0 | 0 | 0 | 0 | 0 | W | 20-7 |
| 10/3 | at Cleveland | S | 3 | 59 | 42 | 0 | 0 | 0 | 0 | 0 | L | 20-23 |
| 10/10 | TAMPA BAY | S | 3 | 20 | 9 | 0 | 0 | 0 | 0 | 0 | L | 21-24 |
| 10/24 | at Atlanta | S | 10 | 108 | 18 | 1 | 0 | 0 | 0 | 0 | L | 32-39 |
| 10/31 | MIAMI | P | 3 | 34 | 14 | 0 | 0 | 0 | 0 | 0 | L | 14-22 |
| 11/8 | PITTSBURGH | S | 1 | 15 | 15 | 0 | 0 | 0 | 0 | 0 | L | 21-27 |
| 11/14 | at Indianapolis | S | 7 | 86 | 25 | 1 | 0 | 0 | 0 | 0 | L | 17-23 |
| 11/21 | BUFFALO | S | 3 | 28 | 17 | 1 | 0 | 0 | 0 | 0 | L | 31-49 |
| 11/25 | at N.Y. Jets | S | 4 | 41 | 12 | 0 | 0 | 0 | 0 | 0 | L | 10-26 |
| 12/5 | NEW ORLEANS | S | 5 | 96 | 33 | 0 | 0 | 0 | 0 | 0 | L | 30-34 |
| 12/12 | at Pittsburgh | S | 6 | 71 | 16 | 0 | 0 | 0 | 0 | 0 | L | 7-23 |
| 12/19 | CLEVELAND | P | 2 | 36 | 20 | 0 | 0 | 0 | 0 | 0 | W | 19-17 |
| 12/26 | SAN DIEGO | | INACTIVE | | | | | | | | W | 34-20 |
| 1/2/11 | at Baltimore | | INACTIVE | | | | | | | | L | 7-13 |
| 2010 TOTALS | | 14-12 | 67 | 831 | 42 | 4 | 0 | 0 | 0 | 0 | 4-12 | |

2011 GAME-BY-GAME STATISTICS (New England)

| DATE | OPPONENT | P/S | RECEIVING | | | | RUSHING | | | | W/L | SCORE |
|-------|-----------------|-----|-----------|------|-----|----|---------|------|----|----|-----|-------|
| | | | NO. | YDS. | LG | TD | ATT. | YDS. | LG | TD | | |
| 9/12 | at Miami | P | 1 | 14 | 14 | 0 | 0 | 0 | 0 | 0 | W | 38-24 |
| 9/18 | SAN DIEGO | P | 2 | 45 | 30 | 0 | 0 | 0 | 0 | 0 | W | 35-21 |
| 9/25 | at Buffalo | S | 2 | 28 | 19 | 0 | 0 | 0 | 0 | 0 | L | 31-34 |
| 10/2 | at Oakland | P | 2 | 26 | 15 | 0 | 0 | 0 | 0 | 0 | W | 31-19 |
| 10/9 | N.Y. JETS | S | 2 | 23 | 16 | 0 | 0 | 0 | 0 | 0 | W | 30-21 |
| 10/16 | DALLAS | P | 0 | 0 | 0 | 0 | 0 | 0 | 0 | 0 | W | 20-16 |
| 10/30 | at Pittsburgh | P | 0 | 0 | 0 | 0 | 0 | 0 | 0 | 0 | L | 17-25 |
| 11/6 | N.Y. GIANTS | P | 0 | 0 | 0 | 0 | 0 | 0 | 0 | 0 | L | 20-24 |
| 11/13 | at N.Y. Jets | P | 2 | 65 | 53 | 0 | 0 | 0 | 0 | 0 | W | 37-16 |
| 11/21 | KANSAS CITY | P | 0 | 0 | 0 | 0 | 0 | 0 | 0 | 0 | W | 34-3 |
| 11/27 | at Philadelphia | | INACTIVE | | | | | | | | W | 38-20 |
| 12/4 | INDIANAPOLIS | P | 1 | 12 | 12 | 0 | 0 | 0 | 0 | 0 | W | 31-24 |
| 12/11 | at Washington | P | 1 | 15 | 15 | 0 | 0 | 0 | 0 | 0 | W | 34-27 |
| 12/18 | at Denver | S | 1 | 33 | 33t | 1 | 0 | 0 | 0 | 0 | W | 41-23 |
| 12/24 | MIAMI | P | 1 | 15 | 15 | 0 | 0 | 0 | 0 | 0 | W | 27-24 |

2011 GAME-BY-GAME STATISTICS (New England)

| DATE | OPPONENT | P/S | RECEIVING | | | | RUSHING | | | | W/L | SCORE |
|-----------------------|--------------|-------------|-----------|------------|-----------|----------|----------|----------|----------|----------|-------------|-------|
| | | | NO. | YDS. | LG | TD | ATT. | YDS. | LG | TD | | |
| 1/1/12 | BUFFALO | P | 0 | 0 | 0 | 0 | 0 | 0 | 0 | 0 | W | 49-21 |
| 1/14/12 | DENVER# | P | 0 | 0 | 0 | 0 | 0 | 0 | 0 | 0 | W | 45-10 |
| 1/22/12 | BALTIMORE# | | INACTIVE | | | | 0 | 0 | 0 | 0 | W | 23-20 |
| 2/5/12 | N.Y. Giants# | P | 1 | 21 | 21 | 0 | 0 | 0 | 0 | 0 | L | 17-21 |
| 2011 TOTALS | | 15-3 | 15 | 276 | 53 | 1 | 0 | 0 | 0 | 0 | 13-3 | |
| PLAYOFF TOTALS | | 2-0 | 1 | 21 | 21 | 0 | 0 | 0 | 0 | 0 | 2-1 | |

- Playoff Game



TYRELL JOHNSON

26

SAFETY

HEIGHT: 6-0
 WEIGHT: 207
 BORN: 5/19/85
 ACQUIRED: UFA, 2012 (MINN.)
 COLLEGE: ARKANSAS STATE '08
 NFL: FIFTH SEASON
 DOLPHINS: FIRST SEASON

FINS FACT

Tyrell became the first athlete from tiny Rison (Ark.) High School, a town of 1,300, to make it to the NFL. Tyrell helped lead the school to undefeated state championship in football as a senior in 2000. He finished his career with three interceptions, 2,725 rushing yards, and 49 total touchdowns. Tyrell also succeeded in track and also started on his school's basketball team back in 2000.

PRO CAREER

CAREER TRANSACTIONS: Signed as an unrestricted free agent from Minnesota by the Dolphins on April 5, 2012 . . . Originally selected in the second round by the Vikings in 2008.

2011 - Played in 11 games with three starts for Minnesota . . . Notched four special teams tackles vs. Detroit (9/25) . . . Set season-high with eight tackles vs. Oakland (11/20) . . . Notched six tackles in first start of season vs. Green Bay (10/23) . . . Missed final five games on injured reserve.

2010 - Played in seven games with two starts . . . Started at Green Bay (10/24) and vs. Buffalo (12/5) . . . Placed on injured reserve for final week of regular season.

2009 - Played in and started 15 regular season games in the regular season . . . Started two playoff contests . . . Helped Vikings rank sixth in NFL in total defense . . . Recorded interception at St. Louis (10/11) when he picked off Kyle Boller in end zone . . . Had season-high eight tackles at Chicago (12/28) on Monday Night Football . . . Jumped on a fumble recovery at Arizona (12/6) . . . Missed game vs. Cincinnati (12/13) with concussion.

2008 - Played in all 16 regular season games with seven starts as a rookie . . . Saw action in one playoff game . . . Chipped in with six special teams tackles on the year . . . Recorded both of his takeaways on Monday Night Football at New Orleans (10/6), picking off NFL Offensive Player of the Year Drew Brees and recovering a Reggie Bush fumble for 7 yards . . . Recorded season-high eight tackles vs. Carolina (9/21) . . . Started and played in first career game on Monday Night Football in season opener at Green Bay (9/8) and recorded two tackles.

COLLEGE

Started all 48 games in which he played in at Arkansas State . . . Notched 13 career interceptions . . . Named Sun Belt Conference Defensive Player of the Year as a senior in 2007 . . . Earned first-team All-SBC honors in 2005-

07 while being tabbed as a second-team honoree as a freshman in 2004 . . . Made Freshman All-America team in 2004 . . . Helped team to 2005 SBC title and a berth in New Orleans Bowl . . . Earned bachelor's degree in management information systems (MIS) and is working on MBA at Arkansas State.

PERSONAL

Helped Rison (Ark.) High School to undefeated state championship in football as a senior . . . Tabbed as an All-State honoree as a senior . . . Started on football team that won state title in 2000 . . . Also participated in track and field . . . Was the first NFL player from tiny Rison High School in Rison, Ark., a town of 1,300 . . . Mother, Patricia, was a track and field All-America at Arkansas . . . Grew up in same area of rural Cleveland County, Ark. as Minnesota Vikings defensive Kevin Williams . . . Active with Fellowship of Christian Athletes and frequently speaks to youth and student groups . . . Participated in the Miami Dolphins Foundation Kids Fishing Clinic with the Boys and Girls Club . . . Signed autographs at FinFest . . . Name is pronounced Ty-rell . . . Full name is Marcellous Tyrell Johnson, born May 19, 1985.

TYRELL JOHNSON'S NFL REGULAR SEASON STATISTICS

| YEAR | TEAM | GP | GS | TACKLES | | | | | INTERCEPTIONS | | | | | FUMBLES | | |
|-------------------|-----------|-----------|-----------|------------|-----------|-----------|------------|------------|---------------|----------|----------|----------|-----------|----------|----------|----------|
| | | | | TOT | SOLO | ASST | SK | YDS | NO | YDS | LG | TD | PD | FF | FR | YDS |
| 2008 | Minnesota | 16 | 7 | 24 | 20 | 4 | 0.0 | 0.0 | 1 | 0 | 0 | 0 | 2 | 0 | 1 | 7 |
| 2009 | Minnesota | 15 | 15 | 53 | 45 | 8 | 0.0 | 0.0 | 1 | 0 | 0 | 0 | 7 | 0 | 1 | 0 |
| 2010 | Minnesota | 7 | 2 | 5 | 3 | 2 | 0.0 | 0.0 | 0 | 0 | — | 0 | 0 | 0 | 0 | 0 |
| 2011 | Minnesota | 11 | 3 | 25 | 19 | 6 | 0.0 | 0.0 | 0 | 0 | — | 0 | 1 | 0 | 0 | 0 |
| NFL TOTALS | | 49 | 27 | 107 | 87 | 20 | 0.0 | 0.0 | 2 | 0 | 0 | 0 | 10 | 0 | 2 | 7 |

TYRELL JOHNSON'S NFL PLAYOFF STATISTICS

| YEAR | TEAM | GP | GS | TACKLES | | | | | INTERCEPTIONS | | | | | FUMBLES | | |
|-----------------------|-----------|----------|----------|----------|----------|----------|------------|------------|---------------|----------|----------|----------|----------|----------|----------|----------|
| | | | | TOT | SOLO | ASST | SK | YDS | NO | YDS | LG | TD | PD | FF | FR | YDS |
| 2008 | Minnesota | 1 | 0 | 3 | 3 | 0 | 0.0 | 0.0 | 0 | 0 | — | 0 | 0 | 0 | 0 | 0 |
| 2009 | Minnesota | 2 | 2 | 4 | 3 | 1 | 0.0 | 0.0 | 0 | 0 | — | 0 | 0 | 0 | 0 | 0 |
| PLAYOFF TOTALS | | 3 | 2 | 7 | 6 | 1 | 0.0 | 0.0 | 0 | 0 | — | 0 | 0 | 0 | 0 | 0 |

ADDITIONAL STATS

Special Teams Tackles: 7 in 2008; 4 in 2009; 2 in 2010; 3 in 2011 for total of 16 (P-3)



RESHAD JONES

SAFETY

20

HEIGHT: 6-1
 WEIGHT: 210
 BORN: 2/25/88
 ACQUIRED: D5b, 2010
 COLLEGE: GEORGIA '10
 NFL: THIRD SEASON
 DOLPHINS: THIRD SEASON




FINS FACT

A standout running back and receiver (where he scored 15 touchdowns as a senior) as well as defensive back at Booker T. Washington High School in Atlanta, Reshad was assigned to the secondary by the Georgia coaches and figures they made the right choice. "I really like to go after the ball in the air, and I like to hit," Reshad said. "Playing defensive back, you have ups and downs. You get beat sometimes, but then you can come back and make a great play. One of the most important things is not to get beat deep. You always want to keep things in front of you"

PRO CAREER

CAREER TRANSACTIONS: Drafted by the Miami Dolphins in the fifth round of the 2010 NFL Draft with the 163rd overall pick.

2011 - Played in 15 games with 12 starts . . . Was inactive for one game . . . Recorded 62 tackles, one interception, which he returned one yard, and had two sacks for 14 yards in losses . . . Led the team in tackles one game and finished second twice . . . Led the Dolphins with 12 tackles vs. New England (9/12) . . . Finished tied for second with six tackles including one sack, tackling Texans' quarterback Matt Schaub for a ten-yard loss, vs. Houston (9/18) . . . Tied for second with four stops vs. Buffalo (11/20) . . . Recorded three tackles including one sack, tackling Eagles quarterback Michael Vick for a four-yard loss vs. Philadelphia (12/11) . . . Had five tackles and one interception, picking off a Ryan Fitzpatrick pass and returning it one yard, at Buffalo (12/18).

2010 - Played in 14 games with two starts at free safety . . . Was inactive for two games . . . Finished with 14 tackles (11 solo), one sack, two passes defended and an interception . . . Also ranked fifth on the team with seven special teams tackles and added a fumble recovery . . . Made his Dolphins and NFL debut in a reserve role at Buffalo (9/12) . . . Had two tackles vs. Tennessee (11/14) including first career NFL sack, tackling quarterback Vince Young for a 10-yard loss . . . Also had first career NFL interception, picking off Young in the end zone for a touchback with 3:28 left in the game to help seal the Dolphins' 29-17 win . . . Made his first NFL start vs. Chicago (11/18) and had five tackles . . . Had three special teams tackles and played a key coverage role in helping Brandon Fields post a net average of 49.6 yards per attempt at the N.Y. Jets (12/12), a major factor behind the Dolphins' 10-6 win.

COLLEGE

Three-year letterman (2007-09) and two-year starter at Georgia . . . Played in 39 games with 27 starts (14 at strong safety, 13 at free safety) . . . Recorded career totals of 206 tackles (129 solos), including 10 stops for losses . . . Batted away 13 passes and intercepted 11 others for 174 yards (15.8 avg.) in returns . . . Became the eighth player since statistics were kept in 1950 to lead the team in interceptions in consecutive seasons . . . Started all 13 games at strong safety as a junior in 2009 . . . Named as a second-team All-SEC selection . . . Earned the team's Most Improved Player Award for defense . . . Ranked second on the team with 73 tackles (44 solo), including 4.5 stops for losses, and added a forced fumble . . . Totaled team-high four interceptions for 89 yards in returns . . . Also deflected seven passes, with three coming on third down action . . . Played in all 13 games with 12 starts as a sophomore in 2008 . . . Named second-team Sophomore All-American and added second-team All-SEC honors . . . Recipient of the team's Most Improved Defensive Back Award . . . Record a career-best 76 tackles (45 solo) that included 2.5 stops for losses . . . Also recovered a fumble and deflected three passes . . . Led the team and tied for fourth in the conference with five interceptions for 32 yards in returns . . . Added 38 yards on a pair of punt returns . . . Played in all 13 games with two starts as a redshirt freshman in 2007 . . . Named the team's Most Improved Defensive Back . . . Recorded 57 tackles (40 solo) with three stops for losses . . . Had two interceptions for 53 yards in returns . . . Also deflected three passes . . . Redshirted as a freshman in 2006 . . . Majored in housing.

PERSONAL

Attended Booker T. Washington High School in Atlanta, Ga . . . Earned AAAA All-State and Defensive Player of the Year honors from the Atlanta Journal-Constitution and the Georgia Sports Writers Association as a senior . . . Was the number one rated safety in the country by Rivals . . . Recorded 82 tackles and two interceptions on defense while scoring 15 touchdowns as a running back and wide receiver on offense . . . Posted 71 tackles and 10 interceptions on defense as a junior . . . Also lettered in track and basketball . . . Spoke at the Broward County Juvenile Detention Center . . . Participated in the Miami Dolphins Foundation Fishing Tournament, the Kids and Fins Publix Shopping Spree . . . Part of the Dolphins All-Community team in which players purchase game tickets for local charities . . . Donated money to help purchase toys and meals for the holidays . . . Signed autographs at FinFest . . . Enjoys bowling, shooting pool and playing video games in free time . . . Lists Lil Wayne as favorite recording artist . . . Full name is Reshad Monquez Jones, born February 25, 1988, in Atlanta, Ga.

RESHAD JONES' NFL REGULAR SEASON STATISTICS

| YEAR | TEAM | GP | GS | TACKLES | | | | | INTERCEPTIONS | | | | | FUMBLES | | |
|------------|-------|----|----|---------|------|------|-----|------|---------------|-----|----|----|----|---------|----|-----|
| | | | | TOT | SOLO | ASST | SK | YDS | NO | YDS | LG | TD | PD | FF | FR | YDS |
| 2010 | Miami | 14 | 2 | 14 | 11 | 3 | 1.0 | 10.0 | 1 | 0 | 0 | 0 | 2 | 0 | 0 | 0 |
| 2011 | Miami | 15 | 12 | 62 | 45 | 17 | 2.0 | 13.0 | 1 | 1 | 1 | 0 | 4 | 0 | 0 | 0 |
| NFL TOTALS | | 29 | 17 | 76 | 56 | 20 | 3.0 | 23.0 | 2 | 1 | 1 | 0 | 6 | 0 | 0 | 0 |

ADDITIONAL STATS

Special Teams Tackles: 7 in 2010, 5 in 2011 for total of 12.

Special Teams Fumble Recoveries: 1 in 2010.



QUINTEN LAWRENCE 36
CORNERBACK

HEIGHT: 6-0
WEIGHT: 188
BORN: 9/21/84
ACQUIRED: FA, 2012
COLLEGE: McNEESE STATE '08
NFL: SECOND SEASON
DOLPHINS: FIRST SEASON




FINS FACT

After being drafted in the sixth round of the 2009 draft by the Chiefs as a wide receiver, Quinten did a little of everything as a rookie, spending about a month on the practice squad but appearing in six games with one start at receiver. In all, he totaled one catch for nine yards, two rushes for 42 yards, 16 kickoffs for 317 yards (19.8 avg.) and five special-teams tackles. But it was during the 2010 season while on Kansas City's practice squad that Quinten began his transformation to playing cornerback. By the 2011 training camp, Quinten had been fully converted to cornerback and totaled 10 tackles in the preseason. "When you play receiver it's a little different, but learning cornerback has made me more aggressive," Quinten said. "I have a different mindset and mentality on defense."

PRO CAREER

CAREER TRANSACTIONS: Signed with Miami on February 16, 2012 . . . Signed with Kansas City on December 25, 2010 . . . Added to Kansas City's practice squad on September 7, 2010 . . . Released by Kansas City on September 5, 2010 . . . Signed with Kansas City on November 28, 2009 . . . Added to Kansas City's practice squad on October 26, 2009 . . . Released by Kansas City on October 25, 2009 . . . Signed with Kansas City on July 30, 2009 . . . Originally selected by Kansas City in the sixth round (175th overall) of the 2009 NFL Draft.

2011 - Spent the 2011 season on Kansas City's practice squad.

2010 - Was inactive for two games . . . Spent the first 14 games on the practice squad . . . Was promoted to the 53-man roster on Dec. 25 . . . Was inactive vs. Tennessee (12/26), Oakland (1/2/11) and the AFC Wild Card Game vs. Baltimore (1/9/11).

2009 - Played in six games with one start . . . Was inactive for five games . . . Made one start at wide receiver . . . Returned 16 kickoffs for 317 yards (19.8 avg.) and recorded five special teams tackles . . . Had one reception for nine yards and two rushes for 42 yards . . . Made NFL debut in the season opener at Baltimore (9/13) . . . Returned a career-high six kickoffs for 126 yards vs. Denver (12/6).

COLLEGE

Played in 37 games (32 starts) at McNeese State . . . Ranked tenth in school annals with 99 receptions for 1,905 yards (19.4 avg.) and 15 touchdowns . . . Had 22 kickoff returns for 419 yards (18.9 avg.) . . . Took his lone career punt return back 70 yards for a TD . . . Had one tackle on defense . . . Started four games before

his senior season was curtailed by a leg injury . . . Tallied 12 receptions for 209 yards with a TD . . . Returned three kickoffs for 61 yards and returned one punt for a 70-yard TD . . . Started all 12 games as a junior in 2007 . . . Finished second on the team with 31 receptions for 645 yards and six TDs to earn second-team All-Southland Conference accolades . . . Also returned seven kickoffs for 106 yards . . . Started all 12 contests his sophomore campaign in 2006 . . . Totaled 29 receptions for 479 yards with two TDs . . . Also logged five kickoff returns for 85 yards . . . Played in nine games (four starts) as a freshman in 2005 . . . Caught 27 passes for 572 yards with six TDs and returned seven kickoffs for 167 yards . . . Earned first-team All-Southland Conference and team MVP honors . . . Majored in general studies.

PERSONAL Attended Carencro High School in Lafayette, La . . . Was an all-district, all-parish and All-Acadiana selection . . . Lettered in basketball and track . . . Was part of a state champion 4x100 meter relay team and also won the high jump . . . Full name in Quinten Anthony Lawrence.

| QUINTEN LAWRENCE'S NFL REGULAR SEASON STATISTICS | | | | | | | | | | | | | | | | |
|--|-------------|-------|---|----------------|------|------|-----|-----|---------------|-----|----|----|----|---------|----|-----|
| YEAR TEAM | | GP GS | | TACKLES | | | | | INTERCEPTIONS | | | | | FUMBLES | | |
| | | | | TOT | SOLO | ASST | SK | YDS | NO | YDS | LG | TD | PD | FF | FR | YDS |
| 2009 | Kansas City | 6 | 1 | 0 | 0 | 0 | 0.0 | 0.0 | 0 | 0 | — | 0 | 0 | 0 | 0 | 0 |
| 2010 | Kansas City | | | INACTIVE | | | | | | | | | | | | |
| 2011 | Kansas City | | | PRACTICE SQUAD | | | | | | | | | | | | |
| NFL TOTALS | | 6 | 1 | 0 | 0 | 0 | 0.0 | 0.0 | 0 | 0 | 0 | 0 | 0 | 0 | 0 | 0 |

ADDITIONAL STATS

Receiving: 1 reception for nine yards in 2009.
Rushing: 2 carries for 42 yards in 2009.
Kickoff Returns: 16 returns for 317, 19.8 avg., long of 29
Special Teams Tackles: 3 in 2009

JAKE LONG

TACKLE

HEIGHT: 6-7
WEIGHT: 319
BORN: 5/9/85
ACQUIRED: D1, 2008
COLLEGE: MICHIGAN '08
NFL: FIFTH SEASON
DOLPHINS: FIFTH SEASON





FINS FACT *This past off-season, Jake and teammates took part in a special Valentine's Day for the homeless residents of the COSAC Foundation in Hollywood, Fla. Jake stood behind a counter and picked up hamburgers with his spatula and answered occasional football questions along the way. "Whenever we can do something like this it's great," Jake said. "I really wanted to do this just to help the people going through hard times and to spend a day like Valentine's Day with them and give them a little bit of our time and give them some food. They're so appreciative and the smiles on their faces shows just how much enjoyment they are getting out of us being here."*

PRO CAREER **CAREER PRO BOWL SELECTIONS:** 4 (2008-11)

CAREER TRANSACTIONS: Originally was a first round draft choice (1st overall) of the Dolphins in 2008.

2011 - Started 14 games at left tackle . . . Named to the AFC Pro Bowl team for fourth straight year and third consecutive season as a starter . . . Ranked 59th overall on the NFL Network's "The Top 100 Players of 2011" as voted on by the players themselves . . . Was forced from game vs. Philadelphia (12/11) in the first quarter with a back injury and did not return . . . Was inactive at Buffalo (12/18) with a back injury . . . When he missed that Bills game, it broke his consecutive streak of 61 starts at left tackle, including all 16 games in 2008 (his rookie season), 2009, and 2010 and the first 13 games in 2011 . . . Suffered an arm injury in the first quarter at New England (12/24) and did not return the remainder of the game . . . Was placed on injured reserve on Dec. 27 and missed the season finale vs. the N.Y. Jets (1/11/12).

2010 - Started all 16 games at left tackle for the third straight season . . . Named to the AFC Pro Bowl team for third straight year and second consecutive season as a starter . . . Earned first-team All-Pro by the Associated Press, the Sporting News, Sports Illustrated (Peter King) and the Pro Football Writers Association . . . Ranked 28th overall and first among all NFL offensive linemen on the NFL Network's "The Top 100 Players of 2010" as voted on by the players themselves . . . Played the last seven games of the season with a shoulder harness after injuring his left shoulder vs. Tennessee (11/14) . . . Was part of offensive line that helped team rush for 186 yards at Oakland (11/28).

2009 - Started all 16 games at left tackle for the second straight season . . . Named a starter on the AFC Pro Bowl squad . . . Became the first Dolphins offensive lineman to be selected to consecutive Pro Bowls since Richmond Webb was named to seven straight Pro Bowls (1990-96) . . . Named first-team All-Pro by The Sporting News and second-team All-Pro by the Associated Press . . . Anchored offensive line that paved the way for the NFL's fourth ranked rushing attack . . . Played a key role as Dolphins gained 250 yards on the ground vs. Buffalo (10/4) . . . Member of an offensive line that did not allow a sack for consecutive games vs. Tampa (11/15) and then four days later at Carolina (11/19).

2008 - Started all 16 games at left tackle . . . Named to AFC Pro Bowl squad . . . Became just the fourth overall No. 1 selection and first non-running back since 1970, when the AFL and NFL merged, to play in the Pro Bowl following his rookie campaign . . . Long joined New Orleans Saints running back George Rogers (1981), Houston Oilers running back Earl Campbell (1978) and Detroit Lions running back Billy Sims (1980) . . . Made his NFL and Dolphins debut in a starting role vs. N.Y. Jets (9/7) . . . When he started along with fellow rookie offensive lineman Donald Thomas in that Jets game, it marked the first time two Dolphins rookies started along the offensive line in the same game since a contest at St. Louis on Dec. 24, 1995 when rookies Billy Milner and Andrew Greene opened at right tackle and guard, respectively . . . It also was the first time two rookie offensive linemen started the season opener since a game at New England on Sept. 9, 1990 when rookies Richmond Webb started at left tackle and Keith Sims started at left guard . . . Suffered an ankle injury vs. New England (11/23) . . . Made his playoff debut in a starting role at left tackle in AFC Wild Card game vs. Baltimore (1/4/09).

COLLEGE

Was a four-year letterman at Michigan (2004-07) . . . Started 40 games during his career, including his last 26 at left tackle . . . In those 26 contests, he was penalized only once on 1,743 offensive plays . . . Was a two-time team captain and the first Wolverine to garner Big Ten Conference Offensive Lineman of the Year honors in consecutive seasons . . . Started all 13 games at left offensive tackle as a senior . . . Earned consensus first-team All-America honors . . . Finished second in the voting for the Lombardi Award and Outland Trophy . . . Was a unanimous first-team All-Big Ten Conference selection and named the league's Offensive Lineman of the Year for the second straight season . . . Added Academic All-Big Ten Conference honors . . . Registered 119 knockdowns, including 18 touchdown-resulting blocks, and allowed only one quarterback sack on 423 pass plays . . . Started all 13 games at left tackle as a junior in 2006 . . . Earned first-team All-America accolades from The NFL Draft Report, American Football Coaches Association, Walter Camp Football Foundation, Football Writers Association of America, Associated Press, Rivals.com and Sports Illustrated . . . Named the Big Ten's Offensive Lineman of the Year . . . Registered 128 knockdowns with 15 touchdown-resulting blocks . . . Underwent shoulder surgery after spring drills in 2005 and also had foot and ankle problems that limited him most of the year . . . Sat out the team's first seven games before returning in a reserve role at right tackle against Iowa . . . Started the final four contests at right tackle . . . Saw action in 12 games, starting the final 10 contests at right offensive tackle, as a redshirt freshman in 2004 . . . Earned second-team All-Big Ten Conference honors from the league's coaches and honorable mention from the media . . . Added Scripps/Football Writers Association of America, Rivals.com and The Sporting News Freshman All-American first-team accolades . . . Lined up

as a reserve left tackle in his college debut against Miami (Ohio) . . . Recovered a crucial fumble in the Michigan State clash . . . Redshirted as a freshman in 2003, performing on the scout team . . . Majored in general studies.


PERSONAL Married (Jackie) . . . Attended Lapeer (Mich.) East High School, where he was a three-year starter on the offensive line . . . As a senior became the first player in school history to earn first-team all-state honors . . . Did not allow a quarterback sack in three seasons as a starter . . . Recorded 213 tackles with 11 sacks, 38 stops for loss and nine forced fumbles as a defensive tackle . . . Rushed for three touchdowns as a fullback during his junior campaign and added another touchdown as a senior . . . Also lettered in baseball as a first baseman, setting the school single-season home run and RBI records as a junior . . . Was also the starting center on the basketball team, as he broke the school single-season record for shooting percentage during his junior year (62.3 percent) . . . Participated in the Miami Dolphins Foundation Fishing and Golf Tournaments and the Kids and Fins Publix Shopping Spree . . . Represented the team at a luncheon for members of the U.S. Southern Military Command . . . Handed out backpacks to South Florida youth as part of the Kids and Fins Back to School Kickoff event . . . Purchased and distributed Thanksgiving meals and Holiday toys . . . Was the emcee of the team's Holiday Toy event . . . Took part in the Miami Dolphins Touchdown For Life Blood Drive . . . Part of the "All-Community Team" in which he donates a block of tickets for every home game to various youth programs . . . Took Boys and Girls Club members shopping at Dick's Sporting Goods as part of the Dolphins Community Blitz . . . Took part in Pizza and Cupcake Parties at various local schools . . . Spoke to kids from Palm Beach County schools during an anti bully rally . . . Served lunch to the Homeless on Valentine's Day in 2011 . . . Played video games with kids with disabilities at Dave & Busters from charities from Dade, Broward and Palm Beach counties . . . Younger brother, Joe, is in his senior season as the starting left tackle at Wayne State . . . Older brother, John, is a teacher and football coach at Corunna (Mich.) High School . . . Lists "Seinfeld" as favorite television show, "Rudy" as favorite movie and Johnny Cash as favorite recording artist . . . Enjoys spending time outdoors, including hunting . . . Full name is Jake Edward Long, born May 9, 1985, in Detroit, Mich.

| JAKE LONG'S NFL REGULAR SEASON STATISTICS | |
|---|--------------------------|
| GAMES/STARTS: 2008: 16/16; 2009: 16/16; 2010: 16/16; 2011: 14/14 | NFL TOTALS: 62/62 |

| JAKE LONG'S NFL PLAYOFF STATISTICS |
|------------------------------------|
| GAMES/STARTS: 2008: 1/1 |

ADDITIONAL STATS

Miscellaneous Tackles: 1 in 2008, 1 in 2010, 1 in 2011 for total of 3.



LONG IMPACT

In 2008, Jake Long became just the fourth overall No. 1 selection, since 1970 when the AFL and NFL merged, to play in the Pro Bowl following his rookie campaign. He was the first since New Orleans Saints running back George Rogers, who accomplished the feat in 1981. Long joins the exclusive company of Rogers, Houston Oilers running back Earl Campbell (1978) and Detroit Lions running back Billy Sims (1980), who were each selected to the annual NFL all star game after being the top selection. Long has started all 47 games at left tackle for the Dolphins since becoming the first overall pick in the 2008 NFL draft, and joins Richmond Webb (1992-1995) as the only Dolphins offensive tackles to be named a Pro Bowl starter. Long becomes the first Dolphins offensive lineman selected to four straight Pro Bowls since Webb was named to seven straight Pro Bowls (1990-96).

RYAN MAHAFFEY

6

FULLBACK

HEIGHT: 6-2
 WEIGHT: 250
 BORN: 11/28/87
 ACQUIRED: FA, 2012
 COLLEGE: NORTHERN IOWA '10
 NFL: SECOND SEASON
 DOLPHINS: FIRST SEASON





FINIS FACT

Ryan was successful both on the football field and in academics both at Grinnell (Iowa) High School as well as at University of Northern Iowa. He graduated high school with a 4.0 grade point average and was the recipient of the Academic Excellence Award all four years. In college, Ryan was recognized on the "ESPN The Magazine" Academic All-District team in 2009 and was a Missouri Valley Football Conference All-Academic pick in 2010. "I never thought about playing in the NFL when I was in high school, all I cared about was getting good grades - and that dedication and hard work eventually paid off on the football field," Ryan said. "You may be a good athlete, but the skills you hone in the classroom will help you achieve success for the rest of your life."

PRO CAREER

CAREER TRANSACTIONS: Signed by the Dolphins on June 12, 2012

... Waived by Colts on May 29, 2012 ... Signed by Colts from Ravens practice squad on November 16, 2011 ... Signed to Ravens practice squad on September 4, 2011 after being waived by Ravens on September 3 ... Originally signed with the Ravens as a rookie free agent on July 28, 2011.

2011 - Played in five games with Colts ... Had one reception for five yards ... Made NFL debut in reserve role vs. Carolina (11/27) and recorded one catch for five yards.

COLLEGE

Played in 51 games with 43 starts at Northern Iowa ... Saw action at both tight end and fullback ... Was a Missouri Valley Football Conference All-Academic pick ... Recorded career totals of 28 receptions for 251 yards and six touchdowns ... Posted three receptions for 25 yards as a senior in 2010 ... Helped school's attack average 23.5 points and 382.4 total yards per game ... Named a second-team All-MVFC selection as a junior in 2009 ... Tallied seven receptions for 50 yards and one TD ... Helped UNI average 34.7 points and 424.4 total yards per game ... Had a season high three receptions for 29 yards and one TD against Iowa ... Earned second-team All-MVFC honors as a sophomore in 2008 ... Registered 11 receptions for 129 yards and three TDs ... Added one kickoff return for 13 yards and five tackles ... Contributed to a victory over South Dakota State with a career-long 33-yard reception ... Named to the MVFC All-Newcomer Team as a redshirt freshman in 2007 ... Recorded four receptions for 23 yards ... Redshirted as a true freshman in 2006 ... Majored in economics at Northern Iowa.

PERSONAL

Attended Grinnell (Iowa) High School ... Lettered in football, track and basketball ... Was named first-team All-State by the Des Moines Register and third-team All-State by the Iowa Newspaper Association ... Was also a two-time All-District selection.

RYAN MAHAFFEY'S NFL REGULAR SEASON STATISTICS

| YEAR | TEAM | GP | GS | RUSHING | | | | | | RECEIVING | | | | | |
|------|--------------|----|----|---------|------|------|----|----|--|-----------|------|------|----|----|--|
| | | | | ATT. | YDS. | AVG. | LG | TD | | NO. | YDS. | AVG. | LG | TD | |
| 2011 | Indianapolis | 5 | 0 | 0 | 0 | 0.0 | - | 0 | | 1 | 5 | 5.0 | 5 | 0 | |

RICHARD MARSHALL 31

CORNERBACK

HEIGHT: 5-11
 WEIGHT: 198
 BORN: 12/12/84
 ACQUIRED: UFA, 2012 (ARIZ.)
 COLLEGE: FRESNO STATE '05
 NFL: SIXTH SEASON
 DOLPHINS: FIRST SEASON





FINS FACT

Richard has been known for making the big play throughout his NFL career as witnessed by his 17 interceptions, the tenth most in the NFC from 2006-11, nine fumble recoveries, three forced fumbles and two touchdowns during his six NFL seasons. But it is a play from a 2008 preseason game that has garnered Richard the most notoriety. While with Carolina, he intercepted a fake field goal flick from the holder to the kicker and ran it back for a touchdown as the NFL Network voted that play as the number one play of the 2008 preseason.

PRO CAREER

CAREER TRANSACTIONS: Signed with the Dolphins as an unrestricted free agent on March 5, 2012 . . . Signed with Arizona as a free agent on July 30, 2011 . . . Originally was a second-round selection (58th overall) by Carolina in the 2006 NFL Draft.

2011 - Played in all 16 games with nine starts for Arizona . . . Recorded 75 tackles and two sacks . . . Led the team with three interceptions and tied for second with 13 passes defended . . . Added 11 special teams tackles . . . Had three tackles and a sack vs. Carolina (9/11) . . . The sack came on third-and-10 with the game tied in the fourth quarter, and the ensuing punt was returned 89 yards by Patrick Peterson for the go-ahead touchdown . . . Recorded an interception, three tackles and two passes defended at Washington (9/18) . . . Registered a season-high four unassisted tackles at Seattle (9/25) . . . Recorded four tackles and had one pass defended at Minnesota (10/9) . . . Led the team with a season-high nine tackles vs. Pittsburgh (10/23), while also registering one pass defended and one special teams tackle . . . Intercepted a Joe Flacco pass at Baltimore (10/30) and also recorded five tackles, a team-leading three passes defended and two special teams tackles . . . Made first start of season vs. St. Louis (11/6) and registered a sack, four tackles and one special teams hit . . . Led defensive backs with six tackles at Philadelphia (11/13) and also had one pass defended and one special teams tackle . . . Collected four tackles and one special teams tackle at St. Louis (11/27) . . . Had team-high six tackles vs. San Francisco (12/11) with a pass defended and one special teams tackle . . . Recorded seven tackles, one pass defended, and one special teams tackle vs. Cleveland (12/18) . . . Picked off a Tarvaris Jackson pass in the second quarter with the Seahawks inside the Cardinals 30-yard line vs. Seattle (1/1) and led the defensive backs with a season-high 10 tackles and had one pass defended.

2010 - Started all 16 games at right cornerback for Carolina . . . Recorded 91 tackles, three interceptions and five passes defended . . . Also registered one sack, one forced fumble and one fumble recovery . . . Contributed to a defense that ranked seventh in the NFL in average yards per play . . . Forced a fumble at New Orleans (10/3) . . . Sacked Bears quarterback Caleb Hanie for a seven-yard loss vs. Chicago (10/10) . . . Picked off 49ers QB David Carr at the Panthers' 43-yard line with 1:08 left in the fourth quarter to set up game-winning drive vs. San Francisco (10/24) . . . Intercepted Saints quarterback Drew Brees vs. New Orleans (11/7) and returned pick 66 yards . . . Recovered a fumble vs. Baltimore (11/21) . . . Snared a pass by Falcons quarterback Matt Ryan for an interception on the last play of the first half vs. Atlanta (12/12).

2009 - Started all 16 games . . . Tied for team lead with four interceptions . . . Finished second on the team with 81 tackles and added six passes defended, two forced fumbles and two fumble recoveries . . . Key member of defense that finished fourth in the NFL in pass defense, eighth

in total defense and ninth in scoring defense and recorded 18 takeaways over the final six games . . . Recorded a pick of Falcons quarterback Matt Ryan and returned it 13 yards at Atlanta (9/20) . . . Stepped in front of a Kurt Warner pass for an interception at Arizona (11/1) . . . Recorded his second interception of the season off Ryan vs. Atlanta (11/15) and returned pick 28 yards to set up a touchdown . . . Recovered a fumble by Jets tight end Dustin Keller in the end zone for a touchback at N.Y. Jets (11/29) . . . Recorded an interception off Giants quarterback Eli Manning at N.Y. Giants (12/27) which led to a touchdown . . . Recovered a fumble by Saints wide receiver Robert Meachem, which resulted in a FG in the season finale vs. New Orleans (1/3/10).

2008 - Played in all 16 games . . . Saw action at nickel back and on special teams . . . Totaled 61 tackles, two sacks, six quarterback hurries, an interception and four passes defended . . . Led the Panthers with 17 special teams tackles . . . Picked off Raiders quarterback Andrew Walter in the first quarter at Oakland (11/9) . . . Recorded first sack of the season when he took down Bucs quarterback Jeff Garcia vs. Tampa Bay (12/8) . . . Sacked Saints quarterback Drew Brees for a 10-yard loss in the third quarter at New Orleans (12/28) . . . Posted two tackles in first career postseason contest in the Divisional playoff matchup vs. Arizona (1/10/09).

2007 - Played in all 16 games with five starts . . . Tied for team lead with three interceptions and led the club with 107 interception return yards, including a 73-yard interception return for a TD . . . Recorded 73 tackles, eight passes defended, four quarterback hurries, two fumble recoveries and a sack . . . Led the team with 17 special teams tackles . . . Intercepted Saints Drew Brees in the first quarter and returned it 34 yards at New Orleans (10/7) . . . Recovered a fumble at Tennessee (11/4) . . . Started at cornerback and tallied a season-high 12 tackles to go along with a pass defended vs. New Orleans (11/25) . . . Scored second career TD when he intercepted 49ers quarterback Trent Dilfer and returned it 73 yards . . . Recovered a fumble vs. Seattle (12/16) and tied for the team lead with nine tackles . . . Picked off Buccaneers quarterback Luke McCown in the fourth quarter at Tampa Bay (12/30) and also added a sack and totaled nine tackles.

2006 - Played in all 16 games with eight starts during rookie season . . . Tied for the team lead with three interceptions and led the Panthers with 12 passes defended . . . Posted 75 tackles, one sack, one QB hurry, two forced fumbles and two fumble recoveries . . . Added 14 special teams tackles and averaged 20.8 yards on 14 kickoff returns (291 yards) . . . Key member of a defensive unit that finished seventh in the NFL in total defense and tied for eighth in scoring defense, allowing 19.1 points per game . . . Made first NFL start and responded with a team-leading 12 tackles to go along with one fumble recovery and one pass defended vs. New Orleans (10/1) . . . Recorded first career interception, picking off Browns quarterback Charlie Frye and returned it 30 yards for a touchdown, vs. Cleveland (10/8) . . . Intercepted Ravens quarterback Kyle Boller at Baltimore (10/15) . . . Picked off Redskins quarterback Jason Campbell in the fourth quarter at Washington (11/26) . . . Recorded a sack and forced a fumble of Saints quarterback Jamie Martin for a four-yard loss at New Orleans (12/31).

COLLEGE

Appeared in 37 games with 28 starts for Fresno State . . . Totaled 176 tackles, nine interceptions, including three returned for touchdowns, 22 passes defended, one forced fumble and three fumble recoveries . . . Became the 11th player in NCAA Division I history and first since Tracy Saul of Texas Tech (1989-92) to record more than 300 career interception return yards (305) . . . Set school records with three career interception returns for TDs with an average of 33.9 yards per interception return . . . Ranked second in school history with 305 interception return yards . . . Earned third-team All-American honors as a junior in 2005 . . . Added first-team All-WAC honors as well . . . Started all 13 games and recorded a career-high 78 tackles, three interceptions, 11 passes defended, one forced fumble and two fumble recoveries . . . Also averaged 21.9 yards on 14 kickoff returns for 307 yards . . . Earned second-team All-WAC honors as a sophomore in 2004 . . . Started all 12 games and registered 61 tackles, three interceptions and five passes defended . . . Returned three interceptions for a school single-season record 205 yards and two TDs . . . Produced a 75-yard interception return for a TD in the season opener against Washington and earned WAC Player of the Week honors after returning an interception 100 yards for a TD against Rice, the second-longest interception return in school history . . . Played in 12 games with three starts as a freshman in 2003 . . . Tied for the team lead with three interceptions . . . Returned an interception 81 yards for a TD vs. Tennessee . . . Redshirted as a true freshman in 2002 . . . Majored in chicano studies.

PERSONAL

Attended Locke High School in Los Angeles, Calif . . . Made 62 tackles and collected three interceptions as a senior, one of which he returned for a touchdown . . . Named one of the top 70 prospects in the west out of high school.

RICHARD MARSHALL'S NFL REGULAR SEASON STATISTICS

| YEAR | TEAM | GP | GS | TACKLES | | | | | INTERCEPTIONS | | | | | FUMBLES | | |
|-------------------|----------|-----------|-----------|------------|------------|-----------|------------|-------------|---------------|------------|-----------|----------|-----------|----------|----------|----------|
| | | | | TOT | SOLO | ASST | SK | YDS | NO | YDS | LG | TD | PD | FF | FR | YDS |
| 2006 | Carolina | 16 | 8 | 65 | 56 | 9 | 1.0 | 4.0 | 3 | 59 | 30t | 1 | 15 | 2 | 4 | 0 |
| 2007 | Carolina | 16 | 5 | 74 | 65 | 9 | 1.0 | 14.0 | 3 | 107 | 73 | 1 | 11 | 0 | 2 | 0 |
| 2008 | Carolina | 16 | 0 | 55 | 51 | 4 | 2.0 | 16.0 | 1 | 11 | 11 | 0 | 4 | 0 | 0 | 0 |
| 2009 | Carolina | 16 | 16 | 81 | 70 | 11 | 0.0 | 0.0 | 4 | 47 | 28 | 0 | 9 | 0 | 2 | 0 |
| 2010 | Carolina | 16 | 16 | 88 | 74 | 14 | 1.0 | 7.0 | 3 | 91 | 66 | 0 | 7 | 1 | 1 | 0 |
| 2011 | Arizona | 16 | 9 | 69 | 63 | 6 | 2.0 | 6.0 | 3 | 83 | 49 | 0 | 11 | 0 | 0 | 0 |
| NFL TOTALS | | 96 | 54 | 432 | 379 | 53 | 7.0 | 47.0 | 17 | 398 | 73 | 2 | 57 | 3 | 9 | 0 |

RICHARD MARSHALL'S NFL PLAYOFF STATISTICS

| YEAR | TEAM | GP | GS | TACKLES | | | | | INTERCEPTIONS | | | | | FUMBLES | | |
|------|----------|----|----|---------|------|------|-----|-----|---------------|-----|----|----|----|---------|----|-----|
| | | | | TOT | SOLO | ASST | SK | YDS | NO | YDS | LG | TD | PD | FF | FR | YDS |
| 2009 | Carolina | 1 | 0 | 2 | 2 | 0 | 0.0 | 0.0 | 0 | 0 | — | 0 | 0 | 0 | 0 | 0 |

ADDITIONAL STATS

Special Teams Tackles: (Carolina) 14 in 2006; 17 in 2007; 18 in 2008; 8 in 2009; (Arizona) 11 in 2011 for total of 68. (P-2)

Defensive Touchdowns: 73-yard INT return vs. San Francisco, 12/2/07; 30-yard INT return vs. Cleveland, 10/8/06.

Kickoff Returns: (Carolina) 14 returns for 291 yards, 20.8 avg., long of 26 in 2006; 1 for 0 yards in 2007 for total of 15 for 291 yards, 19.4 avg., long of 26.



JERON MASTRUD

88

TIGHT END

HEIGHT: 6-6
 WEIGHT: 262
 BORN: 12/17/87
 ACQUIRED: FA, 2010
 COLLEGE: KANSAS STATE '10
 NFL: THIRD SEASON
 DOLPHINS: THIRD SEASON




FINS FACT

Jeron was signed off the Dolphins practice squad to the team's active roster on Sept. 21, 2010. Immediately following the morning meeting, he called his parents back in Beaverton, Ore., at 6:30 AM (PDT). "I was sitting there shaking," Jeron said. "You don't want to act like you can't believe it because you should expect it. I was working hard. But at the same time you don't want to be egotistical. So, you just be happy and thankful for the opportunity they are giving you and what they see in you."

PRO CAREER

CAREER TRANSACTIONS: Was signed to the Miami Dolphins active roster off the team's practice squad on Sept. 21, 2010 . . . The Dolphins had previously signed Mastrud to their practice squad on Sept. 8, 2010 . . . He was released by the Tampa Bay Buccaneers at the end of the preseason on Sept. 4, 2010 . . . Originally signed as an undrafted free agent by the Tampa Bay Buccaneers on April 26, 2010.

2011 - Played in 14 games with three starts . . . Was inactive for two games . . . Finished season with one catch for eight yards . . . Recorded an eight-yard reception from Matt Moore, the first


catch of his career, at San Diego (10/2) . . . It helped set up the Dolphins' only touchdown of the game.

2010 - Played in eight games with two starts . . . Was inactive for six games . . . Made Dolphins and NFL debut in a reserve role vs. N.Y. Jets (9/26) . . . Made first Dolphins and NFL start at N.Y. Jets (12/12) when the team opened with two tight ends . . . Also started in season finale at New England (1/2/11).

COLLEGE A four-year letter winner at Kansas State (2006-09) . . . Appeared in 48 of a possible 49 games and started a team-best 26-straight games to finish his career . . . Left school ranked first among all-time Wildcat tight ends with 106 receptions and was second in team annals with 1,219 career receiving yards . . . His 1,219 receiving yards also ranked 18th in school history overall while his 106 receptions were 10th in the school's history at time of graduation . . . Caught at least one pass in 26-straight games . . . Earned Academic All-Big 12 honors all three years he was eligible, while being an Academic All-District and All-American selection as a junior and senior . . . Graduated cum laude with a degree in business administration.

PERSONAL Attended Southridge High School in Beaverton, Oregon . . . Played quarterback, tight end and defensive end . . . Helped lead his team to a 9-2 record, the program's first-ever Metro League championship and a berth to the second round of the Oregon 4-A playoffs during the 2005 season . . . Named third-team All-State at defensive end by the Portland Oregonian . . . Also earned first-team All-Portland Metro League honors as a defensive end and second-team all-league accolades as a tight end . . . Completed 49 of 82 attempts for 731 yards and 10 touchdowns during his senior season as a part-time quarterback . . . Participated in the Kids and Fins Publix Shopping Spree and the Miami Dolphins Foundation Fishing and Golf Tournaments . . . Took part in Pizza and Cupcake Parties at various local schools . . . Donated money to help purchase toys and meals for the holidays . . . Played video games with kids with disabilities at Dave & Busters from charities from Dade, Broward and Palm Beach Counties . . . Signed autographs at FinFest . . . Son of Brad and Dede Mastrud . . . Born Jeron Scott Mastrud on December 17, 1987, in Beaverton, Ore.

| JERON MASTRUD'S NFL REGULAR SEASON STATISTICS | | | | | | | | | | | | | |
|---|-------|----|----|-----------|------|------|----|----|---------|------|------|----|----|
| YEAR | TEAM | GP | GS | RECEIVING | | | | | RUSHING | | | | |
| | | | | NO. | YDS. | AVG. | LG | TD | ATT. | YDS. | AVG. | LG | TD |
| 2010 | Miami | 8 | 2 | 0 | 0 | — | 0 | 0 | 0 | 0 | — | 0 | 0 |
| 2011 | Miami | 14 | 3 | 1 | 8 | 8.0 | 8 | 0 | 0 | 0 | — | 0 | 0 |
| NFL TOTALS | | 22 | 5 | 1 | 8 | 8.0 | 8 | 0 | 0 | 0 | — | 0 | 0 |



DOLPHINS PRO BOWL TOUCHDOWNS

In the 2012 Pro Bowl, wide receiver Brandon Marshall caught a Pro Bowl-record four touchdowns and was named as the game's MVP. Prior to that, the most recent Dolphin to have accounted for a touchdown in the Pro Bowl was wide receiver Chris Chambers, who scored on a 16-yard reception from Peyton Manning in the first quarter to open the 2006 game's scoring. Other Dolphins scoring Pro Bowl touchdowns include running back Ricky Williams, who scored on a pair of one-yard runs as he was named the MVP in the AFC's 45-20 route of the NFC in the 2003 game, wide receiver Mark Clayton, who caught a nine-yard touchdown pass from Buffalo's Jim Kelly in the 1991 game, tight end Ferrell Edmunds, who had a five-yard scoring reception from Seattle's Dave Krieg in the 1989 game, and Hall of Fame wide receiver Paul Warfield, who caught a 32-yard TD pass from Dolphins teammate Bob Griese in the '74 contest.

TONY McDANIEL

DEFENSIVE TACKLE

78



HEIGHT: 6-7
 WEIGHT: 305
 BORN: 1/20/85
 ACQUIRED: T, 2009 (JACK.)
 COLLEGE: TENNESSEE '07
 NFL: SEVENTH SEASON
 DOLPHINS: FOURTH SEASON





FINS FACT

NFL players need motivation and sometimes it comes when you least expect it. Such was the case for Tony, an undrafted free agent in training camp with the Jaguars in 2006. "In high school, I wasn't one of the top players in the nation," Tony said. "In college, I wasn't really one of the top players. I've always been a guy that people say has potential. So when the head coach at the time, Jacksonville's Jack del Rio, comes and says 'You're a good player' and 'You can do all this if you just work on a couple of things,' to a guy who hadn't even made the team yet, it was kind of the confidence booster that made me believe that I can do this."

PRO CAREER

CAREER TRANSACTIONS: Acquired by the Dolphins in a trade from Jacksonville for a 2009 7th-round (232nd overall) draft choice on March 20, 2009 . . . Signed by the Jacksonville Jaguars as an undrafted free agent on April 30, 2006.

2011 - Played in 12 games with one start . . . Was inactive four games, including three while recovering from a hand injury . . . Recorded 19 tackles with 2.5 sacks for 12.5 yards in losses, and two passes defended . . . Suffered a hand injury vs. New England (9/12) and was forced to leave the game permanently . . . Had three tackles, including a half-sack for 2.5 yards in losses, at N.Y. Giants (10/30), sharing a five-yard sack of Giants quarterback Eli Manning with Randy Starks . . . Registered two tackles including one sack, tackling Chiefs quarterback Matt Cassel for no gain, at Kansas City (11/6) . . . Posted two tackles including one sack, tackling Eagles quarterback Michael Vick for a ten-yard loss, vs. Philadelphia (12/11).

2010 - Played in 15 games with one start . . . Finished with 36 tackles (30 solo), 2.5 sacks for 11.5 yards in losses . . . Added three passes defended . . . Finished second on the Dolphins in tackles twice . . . Was suspended for game vs. New England (10/4) by the NFL . . . Finished tied for second on the team in tackles with four stops at Green Bay (10/17) . . . Had four tackles at Baltimore (11/7) . . . Recorded five tackles against Chicago (11/18) . . . Posted one tackle, a three-yard sack of quarterback Ben Roethlisberger, vs. Pittsburgh (11/24) . . . Had two tackles, including a half sack for 4.5 yards in losses, combining with Cameron Wake for a nine-yard sack of quarterback Jake Delhomme vs. Cleveland (12/5) . . . Finished second on the team with four tackles, including a sack of quarterback Ryan Fitzpatrick for a four-yard loss, vs. Buffalo (12/12).

2009 - Played in all 16 games for the first time in his career . . . Finished with 16 tackles (13 solo) and a career-high one and a half sacks . . . Made Dolphins debut at Atlanta (9/13) and posted one tackle . . . Recorded a season-high three tackles vs. Buffalo (10/4) . . . Had two tackles at Carolina (11/19) . . . Posted two tackles and 1.5 sacks for 16.5 yards in losses at Buffalo (11/29) . . . Recorded two tackles at Tennessee (12/20) . . . Had two tackles vs. Houston (12/27).

2008 - Appeared in ten games with three starts in his final season with the Jaguars . . . Sustained a season ending toe injury and was placed on injured reserve on Dec. 16 . . . Totaled career-high 22 tackles (15 solo), a half sack, three QB pressures and three passes defended . . . Recorded four tackles (three solo) in the season-opener at Tennessee (9/7) . . . Recorded four tackles and a half sack vs. Pittsburgh (10/5) . . . Made first career start and totaled three solo tackles and two passes defended at Denver (10/12) . . . Replaced John Henderson in the starting lineup at Detroit (11/9) and vs. Tennessee (11/16).

2007 - Played in four games before being placed on injured reserve on Oct. 31 with a broken wrist . . . Finished with four solo tackles and two QB pressures . . . Suffered knee injury in third

preseason game against Tampa Bay and was inactive for first two regular season games . . . Saw first action of the season and had one solo tackle and one QB pressure at Denver (9/23) . . . Saw action on ten plays and recorded two solo tackles at Kansas City (10/7) . . . Played season-high 25 snaps and had one QB pressure vs. Houston (10/14).

2006 - Played in 11 games as a reserve DT and also on special teams . . . Finished with 21 tackles and one sack . . . Saw action in first career game in season-opener vs. Dallas (9/10) . . . Recorded one solo tackle vs. Pittsburgh (9/18) . . . Recorded half sack and registered four tackles vs. New York Jets (10/8) . . . Had four tackles and one QB pressure at Houston (10/22) . . . Recorded career-high 10 tackles (nine solo) and a half sack of Vince Young vs. Tennessee (11/5) . . . Inactive for final five games with a hip injury (12/3-12/31).

COLLEGE Three-year letterman as a defensive tackle at Tennessee (2003-05) . . . Left school following his junior season . . . Collected 33 career tackles, six for a loss, and one sack . . . Played in nine games as a junior and finished with 13 tackles . . . Appeared in 13 games with one start as a sophomore . . . Played in 11 games as a true freshman . . . Majored in arts and sciences.

PERSONAL Single . . . Has two sons, Ataeous and Anthony . . . Attended W.J. Keenan High in Columbia, South Carolina . . . Earned All-State honors as a senior . . . Recorded 100 tackles and 15 sacks as a senior . . . Participated in the Miami Dolphins Foundation Fishing Tournament and the Kids and Fins Publix Shopping Spree . . . Donated money to help purchase toys and meals for the holidays . . . Full name is Anthony Dewayne McDaniel, born January 20, 1985 in Columbia, S.C.

TONY McDANIEL'S NFL REGULAR SEASON STATISTICS

| YEAR | TEAM | GP | GS | TACKLES | | | | | INTERCEPTIONS | | | | | FUMBLES | | |
|---------------------|--------------|-----------|----------|------------|-----------|-----------|------------|-------------|---------------|----------|----------|----------|----------|----------|----------|----------|
| | | | | TOT | SOLO | ASST | SK | YDS | NO | YDS | LG | TD | PD | FF | FR | YDS |
| 2006 | Jacksonville | 11 | 0 | 21 | 15 | 6 | 1.0 | 7.5 | 0 | 0 | — | 0 | 0 | 0 | 0 | 0 |
| 2007 | Jacksonville | 4 | 0 | 4 | 4 | 0 | 0.0 | 0.0 | 0 | 0 | — | 0 | 0 | 0 | 0 | 0 |
| 2008 | Jacksonville | 10 | 3 | 22 | 15 | 7 | 0.5 | 4.0 | 0 | 0 | — | 0 | 3 | 0 | 0 | 0 |
| 2009 | Miami | 16 | 0 | 16 | 13 | 3 | 1.5 | 16.5 | 0 | 0 | — | 0 | 1 | 0 | 0 | 0 |
| 2010 | Miami | 15 | 1 | 36 | 30 | 6 | 2.5 | 11.5 | 0 | 0 | — | 0 | 3 | 0 | 0 | 0 |
| 2011 | Miami | 12 | 1 | 19 | 13 | 6 | 2.5 | 12.5 | 0 | 0 | — | 0 | 2 | 0 | 0 | 0 |
| NFL TOTALS | | 68 | 5 | 118 | 90 | 28 | 8.0 | 52.0 | 0 | 0 | — | 0 | 9 | 0 | 0 | 0 |
| MIAMI TOTALS | | 43 | 2 | 71 | 56 | 15 | 6.5 | 40.5 | 0 | 0 | — | 0 | 6 | 0 | 0 | 0 |

TONY McDANIEL'S NFL PLAYOFF STATISTICS

| YEAR | TEAM | GP | GS | TACKLES | | | | | INTERCEPTIONS | | | | | FUMBLES | | |
|------|--------------|----|----|-----------------|------|------|----|-----|---------------|-----|----|----|----|---------|----|-----|
| | | | | TOT | SOLO | ASST | SK | YDS | NO | YDS | LG | TD | PD | FF | FR | YDS |
| 2007 | Jacksonville | | | INJURED RESERVE | | | | | | | | | | | | |



LIKE FATHER, LIKE SON

In 2005, DT Randy Crowder (1974-76) and LB Channing Crowder (2005-10) became the third father-son combination to play for the Dolphins in franchise history. They joined the Barbers, which included linebacker Rudy (1968) and fullback Kantroy (1999), and the Grieses, which consisted of Bob (1967-80) and Brian (2003), both quarterbacks. The Crowders were the first father-son tandem to both be drafted by the Dolphins, as Randy was taken in the sixth round in 1974 and Channing was selected in the third round in 2005. In addition, quarterback George Wilson, Jr., played with the Dolphins in 1966 under his father, George, Sr., who was the team's head coach. Also, there have been two father-son coaching tandems in franchise history, as both Dave Shula (1982-88) and Mike Shula (1991-92, 2000-02) coached under their father, Don.

KOA MISI

LINEBACKER

55

HEIGHT: 6-3
 WEIGHT: 257
 BORN: 1/17/87
 ACQUIRED: D2, 2010
 COLLEGE: UTAH '10
 NFL: THIRD SEASON
 DOLPHINS: THIRD SEASON




FINS FACT

Koa and Dolphins assistant strength and conditioning coach Dave Puloka are third cousins, yet they had no idea of their connection until Koa returned from a celebratory dinner back in Utah with some distant relatives he'd barely even met when they were able to connect the dots. As best the families can establish, the connection dates back to Melenaité Misi, Koa's paternal grandmother, and Latu Puloka, the coach's late grandfather. "I don't give him any special treatment or anything," Puloka said. "If anything I might be harder on him. I joke with him a little bit. I'll say, 'If you slack off, I might call up your grandmother and tell on you.'"

PRO CAREER

CAREER TRANSACTIONS: Second-round draft choice of the Dolphins in 2010 (40th overall).

2010 - Played in 12 games with nine starts . . . Was inactive for two games . . . Recorded 31 tackles, one sack for a seven yards in losses and one pass defended . . . Was inactive at San Diego (10/2) because of a neck injury . . . Had three tackles including one sack, tackling Jets quarterback Mark Sanchez for a seven-yard loss, at N.Y. Jets (10/17) . . . Posted five tackles vs. Philadelphia (12/11) before sustaining a shoulder injury late in the fourth quarter . . . Was inactive at Buffalo (12/18) with a shoulder injury and placed on injured reserve on Dec. 20.

2010 - Played in all 16 games with 12 starts . . . Earned All-Rookie recognition by the Pro Football Writers Association . . . Finished with 41 tackles (29 solo) . . . Ranked second on the Dolphins with 4.5 sacks for 19.5 yards in losses and had two fumble recoveries and a pair of passes defended . . . Finished second on the team in tackles once in 2010 . . . Made his NFL and Dolphins debut in a reserve role at Buffalo (9/12) and had four tackles, including his first career NFL sack, tackling quarterback Trent Edwards for a nine-yard loss . . . Became the first Dolphins rookie to record a sack in his NFL debut since Kendall Langford accomplished the feat in the 2008 season opener against the N.Y. Jets on September 7 . . . Had two tackles and one fumble recovery at Minnesota (9/19), coming in the end zone for first career NFL touchdown when he recovered a Brett Favre fumble that was forced by a Cameron Wake sack of Favre . . . Posted a one-yard sack of quarterback Tom Brady vs. New England (10/4) . . . Finished with three tackles vs. Green Bay (10/17), including one sack, tackling quarterback Aaron Rodgers for a one-yard loss . . . Had two tackles vs. Pittsburgh (10/24), including a half-sack for 0.5 yards in losses, combining with Chris Clemons for a one-yard sack of quarterback Ben Roethlisberger . . . Also had a fumble recovery, collecting a Roethlisberger fumble after he was sacked by Jeremiah Bell and Cameron Wake . . . Registered six tackles at Baltimore (11/7) . . . Finished tied for second on the Dolphins in tackles with four stops vs. Cleveland (12/5) . . . Had two tackles vs. Buffalo (12/19) including one sack, tackling quarterback Ryan Fitzpatrick for an eight-yard loss . . .

DEFENSIVE TOUCHDOWNS: Recovered a Brett Favre fumble in the end zone for a touchdown that was forced by a Cameron Wake sack of Favre at Minnesota on Sept. 19, 2010 . . . It was Misi's first career touchdown . . . It was the first defensive fumble recovery for a touchdown by a Dolphins defender since Jason Taylor had a 48-yard return for a score off a Shonn Greene fumble on November 1, 2009 at the N.Y. Jets . . . It was the first fumble recovery for a touchdown by a Dolphins rookie since Derrick Pope had a one-yard return for a TD of a Tim Rattay fumble on Nov. 28, 2004 at San Francisco . . . It was the third Dolphins touchdown by a Dolphins defensive rookie in as many seasons:

DOLPHIN ROOKIE DEFENSIVE TDS FROM 2008-10

| PLAYER | DATE | OPPONENT | PLAY |
|--------------------|-----------------------|---------------------|------------------------------------|
| LB KOA MISI | SEPT. 19, 2010 | AT MINNESOTA | FUMBLE RECOVERY IN END ZONE |
| CB Vontae Davis | Oct. 4, 2009 | vs. Buffalo | 23-yard interception return |
| DE Phillip Merling | Dec. 28, 2008 | at N.Y. Jets | 25-yard interception return |

ROOKIE SACK LEADERS: With 4.5 sacks in 2010, Misi ranks seventh overall and second among linebackers in team history among rookie sack leaders . . . Ranked third in the AFC and tied for fourth in the NFL in sacks among 2010 rookies:

MOST SACKS BY NFL ROOKIES IN 2010

| PLAYER | TEAM | ROUND, SELECTION | SACKS |
|--------------------|--------------|------------------|------------|
| 1. Ndamukong Suh | Detroit | 1, 2 | 10.0 |
| 2. Carlos Dunlap | Cincinnati | 2, 54 | 9.5 |
| 3. Lamarr Houston | Oakland | 2, 44 | 5.0 |
| 4. KOA MISI | MIAMI | 2, 40 | 4.5 |
| Jason Pierre-Paul | N.Y. Giants | 1, 15 | 4.5 |

COLLEGE

Three-year letterman (2007-09) and starter at Utah . . . Recorded 206 tackles (94 solo) with 10.5 sacks and 26.0 stops for losses . . . His six forced fumbles tied for fourth on the school's career-record list . . . Also recovered three fumbles, returning one 28 yards for a touchdown and deflected eight passes . . . Started 12 games at right defensive end as a senior in 2009 . . . Named first-team All-Mountain West Conference . . . Recorded career-best 71 hits (34 solo) with five sacks, 9.5 stops for losses and caused three fumbles . . . Started all 13 games as a junior in 2008 - 12 games at left defensive end and one game at left defensive tackle . . . Named second-team All-MWC . . . Finished with 68 tackles (31 solo), adding three sacks and 8.5 stops for losses . . . Also caused three fumbles, recovered another and had six pass deflections . . . Played a major part as the Utes ranked 11th in the nation in rush defense (99.15 ypg) . . . Played in all 13 games with starts in the final nine games of the season as a sophomore in 2007 . . . Started two games at nose guard shifting to left defensive tackle for the remainder of the schedule . . . Finished with 67 tackles (29 solo) . . . Credited with 2.5 sacks and eight stops for losses . . . Also deflected two passes . . . Scooped up a fumble and returned it 28 yards for a touchdown vs. New Mexico . . . Attended Santa Rosa Junior College from 2005-06, earning an associates degree in sociology . . . Earned All-Northern California Conference honors while helping the team win the division title and receive a bowl invitation . . . Did not play football in 2005 . . . Majored in sociology.

PERSONAL

Attended Montgomery High School in Santa Rosa, Calif. . . Honor Roll student . . . Twice earned All-Conference honors in football . . . Named the league's Defensive Player of the Year as a senior as school went 13-0 and won the league title . . . Also lettered in baseball and basketball . . . Spoke at the Broward County Juvenile Detention Center . . . Participated in the Miami Dolphins Foundation Fishing Tournament and the Touchdown For Life Blood Drive . . . Handed out backpacks to South Florida youth as part of the Kids and Fins Back to School Kickoff event . . . Donated money to help purchase toys and meals for the holidays . . . His father, Sione, played football for Hawaii . . . Full name is Nawaakoa Lisiate Foti Analeseanoa Misi, born January 17, 1987, in Santa Rosa, Calif.

KOA MISI'S NFL REGULAR SEASON STATISTICS

| YEAR | TEAM | GP | GS | TACKLES | | | | | INTERCEPTIONS | | | | | FUMBLES | | |
|-------------------|-------|-----------|-----------|-----------|-----------|-----------|------------|-------------|---------------|----------|----------|----------|----------|----------|----------|----------|
| | | | | TOT | SOLO | ASST | SK | YDS | NO | YDS | LG | TD | PD | FF | FR | YDS |
| 2010 | Miami | 16 | 12 | 41 | 29 | 12 | 4.5 | 19.5 | 0 | 0 | - | 0 | 2 | 0 | 0 | 0 |
| 2011 | Miami | 12 | 9 | 31 | 23 | 8 | 1.0 | 7.0 | 0 | 0 | - | 0 | 1 | 0 | 0 | 0 |
| NFL TOTALS | | 28 | 21 | 72 | 52 | 20 | 5.5 | 26.5 | 0 | 0 | - | 0 | 3 | 0 | 0 | 0 |

MARLON MOORE

14

WIDE RECEIVER

HEIGHT: 6-0
 WEIGHT: 190
 BORN: 9/3/87
 ACQUIRED: FA 2010
 COLLEGE: FRESNO STATE '10
 NFL: THIRD SEASON
 DOLPHINS: THIRD SEASON




FINS FACT

Marlon understands the hard work it takes to make it onto an NFL roster. Originally signed by the Dolphins as an undrafted college free agent out of Fresno State on April 30, 2010, Marlon still uses that status as a motivation to improve in all aspects of his game. "It's a long journey, knowing that you have to come from the bottom to the top," Marlon said. "Sometimes you don't even make it to the top. You make it to the mid-level. It's a journey that helps you in the long run. It makes you tenacious and gives you a chip on your shoulder when you know you have to outperform everybody else, whether they are a draft pick or a veteran. I still play like I have a chip on my shoulder trying to better myself everyday."

PRO CAREER

CAREER TRANSACTIONS: Signed by the Dolphins as an undrafted rookie free agent on April 30, 2010.

2011 - Played in six games . . . Was inactive for one game . . . Posted three special teams tackles . . . Was placed on injured reserve on Nov. 1 and missed the final nine games of the season.

2010 - Played in nine games . . . Was inactive for seven games . . . Finished with six catches for 128 yards and one touchdown . . . Made his Dolphins and NFL debut in a reserve role at Buffalo (9/12) . . . Hauled in two catches vs. Chicago (11/18) for 20 yards, his first two NFL receptions . . . His first career catch was a seven-yard reception from Tyler Thigpen . . . Had one catch at Oakland (11/28) for a 57-yard touchdown reception from Chad Henne . . . It was the first touchdown reception of his career and the Dolphins' longest play from scrimmage in 2010 . . . Had two receptions at New England (1/2/11) for 46 yards, including a long of 29 yards.

COLLEGE

Four-year letterman at Fresno State (2006-09) . . . Finished career with 90 catches for 1,374 yards and ten touchdowns . . . Caught 15 passes for 317 yards (21.1-yard average) and three touchdowns as a senior in 2009 . . . Scored on a 92-yard touchdown reception in the season opener vs. UC Davis . . . Started four games and missed five others due to injuries as a junior in 2008 . . . Finished fourth on team with 20 receptions for 233 yards . . . Scored on a 63-yard punt return at UCLA . . . Led squad with 48 receptions for 694 yards (14.5 avg.) and five touchdowns as a sophomore in 2007 . . . Had career-high nine receptions for 134 yards and two touchdowns vs. Kansas State . . . Recorded seven receptions for 80 yards against Georgia Tech in Roady's Humanitarian Bowl . . . Averaged a team-best 26.2 yards per catch on four receptions as a freshman . . . Had a 75-yard touchdown reception against Hawaii . . . Holds degree in broadcast journalism.

PERSONAL

Attended Natomas High School in Sacramento, Calif. . . . Had 11 catches for 348 yards and four touchdowns on offense and 39 tackles on defense . . . Selected all-league in basketball as a junior . . . Also lettered in baseball and track . . . Spoke at the Broward County Juvenile Detention Center . . . Participated in the Miami Dolphins Foundation Golf and Fishing Tournaments, the Touchdown for Life Blood Drive and the Kids and Fins Publix Shopping Spree . . . Donated money to help purchase toys and meals for the holidays . . . Part of the Dolphins All-Community team in which players purchase game tickets for local charities . . . Read to kids at local libraries through the Dolphins Most Valuable Reader Program . . . Signed autographs at FinFest . . . Enjoys fishing in spare time . . . Lists "The Five Heartbeats" as favorite movie, Lists "Spartacus: Blood and Sand" as favorite

television show, “They Call Me Assassin” as favorite book and Jay-Z as favorite recording artist
... Full name is Marlon Alex Moore, born September 3, 1987, in Sacramento, Calif.

| MARLON MOORE'S NFL REGULAR SEASON STATISTICS | | | | | | | | | | | | | |
|--|-------|----|----|-----------|------|------|-----|----|---------|------|------|----|----|
| YEAR | TEAM | GP | GS | RECEIVING | | | | | RUSHING | | | | |
| | | | | NO. | YDS. | AVG. | LG | TD | ATT. | YDS. | AVG. | LG | TD |
| 2010 | Miami | 9 | 0 | 6 | 128 | 21.3 | 57t | 1 | 1 | 16 | 16.0 | 16 | 0 |
| 2010 | Miami | 6 | 0 | 0 | 0 | — | 0 | 0 | 0 | 0 | — | 0 | 0 |
| NFL TOTALS | | 15 | 0 | 6 | 128 | 21.3 | 57t | 1 | 1 | 16 | 16.0 | 16 | 0 |

ADDITIONAL STATS

Kickoff Returns: 1 for 34 yards in 2010.

Special Teams Tackles: 3 in 2011.

2010 GAME-BY-GAME STATISTICS

| DATE | OPPONENT | P/S | RECEIVING | | | | | RUSHING | | | | W/L | SCORE |
|-------------|------------------|-----|-----------|------|----|----|--|---------|------|----|----|-----|--------|
| | | | NO. | YDS. | LG | TD | | ATT. | YDS. | LG | TD | | |
| 9/12 | at Buffalo | P | 0 | 0 | 0 | 0 | | 0 | 0 | 0 | 0 | W | 15-10 |
| 9/19 | at Minnesota | P | 0 | 0 | 0 | 0 | | 0 | 0 | 0 | 0 | W | 14-10 |
| 9/26 | NEW YORK JETS | | INACTIVE | | | | | | | | | L | 23-31 |
| 10/4 | NEW ENGLAND | | INACTIVE | | | | | | | | | L | 14-41 |
| 10/17 | at Green Bay | | INACTIVE | | | | | | | | | W | 23-20* |
| 10/24 | PITTSBURGH | | INACTIVE | | | | | | | | | L | 22-23 |
| 10/31 | at Cincinnati | | INACTIVE | | | | | | | | | W | 22-14 |
| 11/7 | at Baltimore | | INACTIVE | | | | | | | | | L | 10-26 |
| 11/14 | TENNESSEE | P | 0 | 0 | 0 | 0 | | 0 | 0 | 0 | 0 | W | 29-17 |
| 11/18 | CHICAGO | P | 2 | 20 | 13 | 0 | | 0 | 0 | 0 | 0 | L | 0-16 |
| 11/28 | at Oakland | P | 1 | 57 | 57 | 1 | | 0 | 0 | 0 | 0 | W | 33-17 |
| 12/5 | CLEVELAND | P | 0 | 0 | 0 | 0 | | 0 | 0 | 0 | 0 | L | 10-13 |
| 12/12 | at New York Jets | P | 0 | 0 | 0 | 0 | | 0 | 0 | 0 | 0 | W | 10-6 |
| 12/19 | BUFFALO | | INACTIVE | | | | | | | | | L | 14-17 |
| 12/26 | DETROIT | P | 1 | 5 | 5 | 0 | | 1 | 16 | 16 | 0 | L | 27-34 |
| 1/2/10 | at New England | P | 2 | 46 | 29 | 0 | | 0 | 0 | 0 | 0 | L | 7-38 |
| 2010 TOTALS | | 9/0 | 6 | 128 | 57 | 1 | | 1 | 16 | 16 | 0 | 7-9 | |

2011 GAME-BY-GAME STATISTICS

| | | | RECEIVING | | | | RUSHING | | | | | |
|-------------|--------------------|-----|-----------------|------|----|----|---------|------|----|----|------|--------|
| DATE | OPPONENT | P/S | NO. | YDS. | LG | TD | ATT. | YDS. | LG | TD | W/L | SCORE |
| 9/12 | NEW ENGLAND | | INACTIVE | | | | | | | | L | 24-38 |
| 9/18 | HOUSTON | P | 0 | 0 | 0 | 0 | 0 | 0 | 0 | 0 | L | 13-23 |
| 9/25 | at Cleveland | P | 0 | 0 | 0 | 0 | 0 | 0 | 0 | 0 | L | 16-17 |
| 10/2 | at San Diego | P | 0 | 0 | 0 | 0 | 0 | 0 | 0 | 0 | L | 16-26 |
| 10/17 | at New York Jets | P | 0 | 0 | 0 | 0 | 0 | 0 | 0 | 0 | L | 6-24 |
| 10/23 | DENVER | P | 0 | 0 | 0 | 0 | 0 | 0 | 0 | 0 | L | 15-18* |
| 10/30 | at New York Giants | P | 0 | 0 | 0 | 0 | 0 | 0 | 0 | 0 | L | 17-20 |
| 11/6 | at Kansas City | | INJURED RESERVE | | | | | | | | W | 31-3 |
| 11/13 | WASHINGTON | | INJURED RESERVE | | | | | | | | W | 20-9 |
| 11/20 | BUFFALO | | INJURED RESERVE | | | | | | | | W | 35-8 |
| 11/24 | at Dallas | | INJURED RESERVE | | | | | | | | L | 19-20 |
| 12/4 | OAKLAND | | INJURED RESERVE | | | | | | | | W | 34-14 |
| 12/11 | PHILADELPHIA | | INJURED RESERVE | | | | | | | | L | 10-26 |
| 12/18 | at Buffalo | | INJURED RESERVE | | | | | | | | W | 30-23 |
| 12/24 | at New England | | INJURED RESERVE | | | | | | | | L | 24-27 |
| 1/1/12 | NEW YORK JETS | | INJURED RESERVE | | | | | | | | W | 19-17 |
| 2011 TOTALS | | 6-0 | 0 | 0 | 0 | 0 | 0 | 0 | 0 | 0 | 6-10 | |


* - Overtime


MATT MOORE

QUARTERBACK

8

HEIGHT: 6-3
 WEIGHT: 216
 BORN: 8/9/84
 ACQUIRED: UFA 2011 (CAR.)
 COLLEGE: OREGON STATE '07
 NFL: SIXTH SEASON
 DOLPHINS: SECOND SEASON





FINS FACT

During the 2011 offseason, Matt helped raise money for the Domestic Violence Center of Santa Clarita, Calif. "That's what it's all about to me," Moore said. "It's always nice to help anybody out, any group of people, anytime you can. And doing something like this is a nice way to do it. I'm fortunate to be from this valley where people have come together and we can take care of each other."

PRO CAREER

CAREER TRANSACTIONS: Signed by Dolphins as an unrestricted free agent from the Carolina Panthers on July 29, 2011 . . . Claimed off waivers by Carolina (9/2/07) . . . Waived by Dallas (9/1/07) . . . Signed as an undrafted rookie free agent by Dallas (5/14/07).

2011 - Played in 13 games with 12 starts . . . Finished 210-347 for 2,497 yards with 16 touchdowns and nine interceptions for a rating of 87.1 . . . Added 32 rushes for 65 yards and two touchdowns . . . Ranked fifth in the AFC and 12th in the NFL in passing . . . His attempts, completions, passing yards and touchdowns all represent his single-season career highs . . . Did not play the first three games of season . . . Made Dolphins debut in a reserve role at San Diego (10/2) following an injury to Chad Henne . . . Was forced to leave the game permanently in the third quarter vs. Philadelphia (12/11) with a head injury . . . Was named as the 2011 winner of the Dan Marino Most Valuable Player award . . .

FINAL NINE GAMES OF SEASON: Over the last nine games of the 2011 season he was 142-232 (61.2%) for 1,791 yards with 15 touchdowns and five interceptions for a rating of 97.8 and the Dolphins were 6-3 in those contests . . . That is the sixth best quarterback rating by any QB in the NFL over the last nine games of 2011:

| NFL LEADERS IN QUARTERBACK RATING, LAST NINE GAMES OF 2011 | | | | | | | | |
|--|-------------|------------|------------|-------------|--------------|-----------|----------|-------------|
| PLAYER | TEAM | ATT. | COMP. | PCT. | YARDS | TD | INT | RATE |
| 1. Drew Brees | N.O. | 314 | 226 | 72.0 | 2,730 | 27 | 4 | 121.6 |
| 2. Aaron Rodgers | G.B. | 263 | 172 | 65.4 | 2,271 | 25 | 3 | 119.5 |
| 3. Tony Romo | Dal. | 270 | 188 | 69.6 | 2,225 | 20 | 3 | 114.5 |
| 4. Tom Brady | N.E. | 339 | 217 | 64.0 | 2,874 | 21 | 4 | 106.5 |
| 5. Matt Ryan | Atl. | 314 | 193 | 61.5 | 2,494 | 20 | 4 | 102.3 |
| 6. MATT MOORE | MIA. | 232 | 142 | 61.2 | 1,791 | 15 | 5 | 97.8 |

DOLPHIN STARTER: Moore started the last 12 games of the season, and in those 12 contests as a starter he was 193-321 (60.1%) for 2,330 yards with 16 touchdowns and eight interceptions for a rating of 88.7 . . . The Dolphins were 6-6 in those 12 starts . . . His six wins in his first 12 career starts is tied for the eighth highest total by any Dolphins quarterback in their first 12 starts with the team:

MOST WINS, DOLPHINS QUARTERBACKS FIRST 12 STARTS WITH TEAM

| PLAYER | YEARS | RECORD |
|----------------------|-------------|------------|
| 1. Earl Morrall | 1972 | 11-1 |
| 2. Dan Marino | 1983 | 10-2 |
| 3. Jay Fiedler | 2000 | 9-3 |
| Don Strock | 1975 | 9-3 |
| 5. Chad Henne | 2009 | 7-5 |
| Chad Pennington | 2008 | 7-5 |
| David Woodley | 1980 | 7-5 |
| 8. MATT MOORE | 2011 | 6-6 |
| Gus Ferrotte | 2005 | 6-6 |

QUARTERBACK RATING: With 347 passing attempts in 2011, Moore qualified for the Dolphins all-time quarterback rating leaders and his 87.1 figure for his Dolphins career is the second highest of any Dolphins quarterback:

ALL-TIME DOLPHINS CAREER PASSER RATING LEADERS

(Minimum 250 attempts)

| PLAYER | YEARS | ATT. | COMP. | PCT. | YARDS | TD | INT | RATE |
|----------------------|-------------|------------|------------|-------------|--------------|-----------|----------|-------------|
| 1. Chad Pennington | 2008-10 | 552 | 373 | 67.6 | 4,085 | 20 | 9 | 94.5 |
| 2. MATT MOORE | 2011 | 347 | 210 | 60.5 | 2,497 | 16 | 9 | 87.1 |
| 3. Dan Marino | 1983-99 | 8,358 | 4,967 | 59.4 | 61,361 | 420 | 252 | 86.4 |
| 4. Bob Griese | 1967-80 | 3,429 | 1,926 | 56.2 | 25,092 | 192 | 172 | 77.1 |
| 5. Jay Fielder | 2000-04 | 1,603 | 936 | 58.4 | 11,040 | 66 | 63 | 76.8 |

COMPLETION PERCENTAGE: Moore's completion percentage of 60.5 is the third highest career completion percentage in Dolphins history:

ALL-TIME DOLPHINS CAREER COMPLETION PERCENTAGE LEADERS

(Minimum 150 attempts)

| PLAYER | YEARS | ATT. | COMP. | PCT. |
|----------------------|-------------|------------|------------|-------------|
| 1. Chad Pennington | 2008-10 | 552 | 373 | 67.6 |
| 2. Chad Henne | 2009-11 | 1,065 | 646 | 60.7 |
| 3. MATT MOORE | 2011 | 347 | 210 | 60.5 |
| 4. Dan Marino | 1983-99 | 8,358 | 4,967 | 59.4 |
| 5. Damon Huard | 1997-2000 | 288 | 170 | 59.0 |

TOUCHDOWN PASSES: Moore had three games of three or more touchdown passes in 2011 and the Dolphins were 2-1 in those contests . . . In his career, he has five games of three or more TD passes and he is 4-1 in those contests (2-0 with Carolina and 2-1 with Miami) . . . In 2011 he had four games of two or more touchdown passes and the Dolphins were 3-1 in those contests and in his career he has eight games of two or more TD passes and he is 7-1 in those contests (4-0 with Carolina and 3-1 with Miami) . . .

FOURTH QUARTER COMEBACKS: Moore had one fourth-quarter or overtime comeback victory in 2011:

MOORE'S FOURTH QUARTER COMEBACK VICTORIES

| DATE | OPPONENT | 4TH QTR DEFICIT | 4TH QTR STATS | FINAL SCORE |
|--------|---------------|--------------------|------------------|----------------|
| 1/1/12 | vs. N.Y. Jets | 6-10 | 5- 6- 24-1-0 | 19-17 |

LEAGUE HONORS: Was named as AFC Offensive Player of the Week for Week 9 of 2011 as a result of his efforts at Kansas City (11/6) when he was 17-23 for 244 yards with three touchdowns and no interceptions for a rating of 147.5 in the Dolphins' 31-3 win . . . He last won NFL honors as a rookie in 2007 as a member of the Carolina Panthers when he was named NFL Offensive Rookie of the Month for December . . . It was the first NFL award by a Dolphin

since Ricky Williams won the AFC Offensive Player of the Week for Week 11 of 2009 following his game against the Carolina Panthers on Nov. 19, 2009 . . . It also was the first NFL award by a Dolphin quarterback since Chad Pennington won the AFC Offensive Player of the Week for Week 8 in 2008 after his performance versus Buffalo on Oct. 26, 2008 . . .

GAME HIGHLIGHTS – AT SAN DIEGO (OCT. 2): Played in a reserve role, replacing Chad Henne, who left the game permanently in the first quarter with a shoulder injury . . . Moore went 17-26 for 167 yards with no touchdowns and one interception . . .

AT N.Y. JETS (OCT. 17): Made his first start as a member of the Dolphins and was 16-34 for 204 yards with no touchdowns and two interceptions . . . He was the 14th quarterback among the 30 QBs who have started a game in Dolphins history to throw for 200 or more yards in his first start as a Dolphin . . .

VS. DENVER (OCT. 23): Hit on 22-33 for 197 yards with one touchdown and no interceptions . . . His touchdown came on a 16-yard scoring pass to Anthony Fasano . . . It was his first touchdown pass as a member of the Dolphins . . .

AT N.Y. GIANTS (OCT. 30): Was 13-22 for 138 yards with no touchdowns and one interception . . . Also had five carries for 31 yards and one touchdown, coming on a one-yard run . . . It was his first career rushing touchdown . . . His 31 yards rushing at the time was the most yards rushing in a game in his career; coming into the game his career rushing total was 25 yards on 23 carries . . . He had a 16-yard run in the game, at the time the longest run of his career . . .

AT KANSAS CITY (NOV. 6): Hit on 17-23 for 244 yards with three touchdowns and no interceptions for a rating of 147.5 . . . His touchdowns came on three- and 35-yard TD passes to Anthony Fasano and a 14-yard TD pass to Brandon Marshall . . . It marked the third time in his career that Moore threw three touchdown passes in a game, with the other two coming when he was a member of the Carolina Panthers, vs. Minnesota on Dec. 20, 2009 and at N.Y. Giants on Dec. 27, 2009 . . . It also was the first time a Dolphins quarterback threw three TD passes in a game since Chad Pennington did so on Dec. 21, 2008 at Kansas City . . . At the time Moore's completion percentage of 73.9% in the game was the second highest single-game percentage of his career . . . At the time his 147.5 passer rating was the highest single-game rating of his career and was the third-highest passer rating in Dolphins history:

MIAMI DOLPHINS SINGLE GAME PASSER RATING

(Minimum 20 attempts)

| PLAYER | YEARS | OPP. | ATT. | COMP. | YARDS | TD | INT | RATE |
|----------------------|----------------|----------------|-----------|-----------|------------|----------|----------|--------------|
| 1. Jay Fiedler | 11/27/03 | at Dall. | 20 | 16 | 239 | 3 | 0 | 156.0 |
| 2. Dan Marino | 9/2/84 | at Wash. | 28 | 21 | 311 | 5 | 0 | 150.4 |
| 3. MATT MOORE | 11/6/11 | AT K.C. | 23 | 17 | 244 | 3 | 0 | 147.5 |
| 4. Don Strock | 12/10/83 | Atl. | 22 | 18 | 229 | 2 | 0 | 140.3 |
| 5. Dan Marino | 11/10/96 | Ind. | 23 | 17 | 204 | 3 | 0 | 140.2 |

For his efforts in that contest he was named the AFC Offensive Player of the Week for Week 9 of the season . . .

VS. WASHINGTON (NOV. 13): Was 20-29 for 209 yards with no touchdowns and one interception . . . Also had two rushes for 14 yards . . .

VS. BUFFALO (NOV. 20): Completed 14-20 passes for 160 yards with three touchdowns and no interceptions for a rating of 133.3 . . . His touchdowns came on a one-yard pass to Anthony Fasano, a 12-yard pass to Charles Clay, and a four-yard TD pass to Davone Bess . . . His three touchdown passes matched his single game career high, and it marked the second time in 2011 and the fourth time in his career that he threw for three TDs in a game . . . His quarterback rating of 133.3 in the game was the third highest in his career and the fourth time in his career he had a rating of 100.0 or more, including twice with the Dolphins . . .

AT DALLAS (NOV. 24): Was 19-32 for 288 yards with one touchdown and no interceptions for a rating of 99.5 . . . His touchdown pass came on a 35-yard TD pass to Brandon Marshall . . . At the time his 288 passing yards was his highest single-game total as a Dolphin and the third highest of his career . . .

VS. OAKLAND (DEC. 4): Was 13-25 for 162 yards and one touchdown, coming on a 12-yard TD pass to Davone Bess . . . Also had five carries for 22 yards and one touchdown, coming on a six-yard TD run . . .

VS. PHILADELPHIA (DEC. 11): Completed 11-19 for 95 yards with one touchdown and one interception before being forced from the game permanently in the third quarter with a head injury . . . His touchdown pass came on a 16-yard TD toss to Brandon Marshall . . .

AT BUFFALO (DEC. 18): Hit on 10-20 for 217 yards with two touchdowns and no interceptions for a rating of 122.3 . . . At the time it was the fifth highest single game rating of

his career . . . His touchdowns came on a 22-yard TD pass to Anthony Fasano and a 65-yard TD pass to Brandon Marshall . . . His 65-yard TD pass to Marshall at the time was Moore's longest completion as a Dolphin and was the second longest of his career, surpassed only by his 66-yard completion on Dec. 6, 2009 vs. Tampa Bay as a member of the Carolina Panthers . . . It was his third game of the season and the seventh game of his career throwing for two or more touchdowns . . .

AT NEW ENGLAND (DEC. 24): Was 16-32 for 281 yards with three touchdowns and one interception . . . His 281 yards passing at the time was his second highest passing yardage total as a Dolphin and the fourth highest total of his career . . . His touchdowns came on a 19-yard pass to Brandon Marshall, a one-yard pass to Charles Clay, and a 15-yard TD pass to Davone Bess . . . His three touchdown passes matched his single game career high, and it marked the third time this season and the fifth time in his career that he threw for three TDs in a game . . . It also was his fourth game of the season and the eighth game of his career throwing for two or more touchdowns . . .

VS. N.Y. JETS (JAN. 1): Completed 22-32 for 135 yards with one touchdown and two interceptions . . . His touchdown pass came on a one-yard TD toss to Charles Clay.

2010 - Played in six games with five starts for Carolina . . . Did not play in two games . . . Completed 79 of 143 passes for 857 yards and five touchdowns with 10 interceptions to compile a 55.6 quarterback rating . . . Rushed five times for 25 yards . . . Tossed a 19-yard touchdown to wide receiver Steve Smith at N.Y. Giants (9/12) . . . Connected on 28-of-41 passes for 308 yards and two touchdowns with one interception vs. San Francisco (10/24) . . . Threw touchdowns of 18 and 23 yards to wide receiver David Gettis in the second and fourth quarters . . . Engineered first career game-winning drive . . . Directed Panthers 38 yards on five plays in 29 seconds, capped by a John Kasay 37-yard field goal with 39 seconds remaining . . . During game-winning possession, completed only attempt for 35 yards to wide receiver Brandon LaFell to 49ers 22-yard line . . . Suffered a season-ending right shoulder injury while being sacked in the second quarter vs. New Orleans (11/7) . . . Placed on injured reserve on November 9.

2009 - Played in seven games with five starts . . . Completed 85 of 138 passes for 1,053 yards and eight touchdowns with two interceptions to produce a 98.5 quarterback rating . . . Started the final five games, directing the Panthers to a 4-1 record, after quarterback Jake Delhomme suffered a season-ending hand injury . . . In five starts, completed 79 of 126 passes for 990 yards and eight touchdowns with one interception to generate a 104.9 quarterback rating . . . Made first start of the season in place of an injured Delhomme vs. Tampa Bay (12/6) and completed 14 of 20 passes for 161 yards with one interception . . . Amassed season-highs of 21 completions, 33 attempts, 299 yards and three touchdowns vs. Minnesota (12/20) . . . Threw touchdowns of one yard to fullback Brad Hoover, 42 yards to wide receiver Steve Smith and two yards to running back Jonathan Stewart . . . Compiled single-game highs with a 75.0 completion percentage and 139.8 quarterback rating on 15 of 20 passing for 171 yards and three touchdowns with no interceptions at New York Giants (12/27) . . . Matched single-game high of three touchdowns on scoring strikes of 22 yards to wide receiver Muhsin Muhammad, two yards to tight end Jeff King and 27 yards to Smith.

2008 - Was the inactive third quarterback for the final 12 regular season games and one postseason contest . . . Missed the first four games of the regular season after breaking fibula in last preseason contest at Pittsburgh (8/28) . . . Completed 35 of 65 passes for 389 yards and no touchdowns with three interceptions during the preseason.

2007 - Played in nine games with three starts . . . Completed 63 of 111 attempts for 730 yards and three touchdowns with five interceptions . . . Compiled a 2-1 record as a starter over the final three weeks of the season, leading Carolina to victories versus Seattle (12/16) and at Tampa Bay (12/30) . . . Made NFL debut when starting quarterback David Carr was injured and left the game in the first quarter at New Orleans (10/7) and completed first NFL passing attempt for 43 yards to wide receiver Keary Colbert directing the offense 69 yards in eight plays to set up a John Kasay field goal . . . Made first career start vs. Seattle (12/16) and completed 19 of 27 passes for 208 yards and no touchdowns with no interceptions to produce a 92.8 quarterback rating . . . Completed passes to seven different receivers, including a then career-long 54-yarder to tight end Dante Rosario . . . Completed 15 of 28 attempts for 182 yards with one touchdown with one interception vs. Dallas (12/22) . . . Threw first career touchdown when he connected with wide receiver Steve Smith for an 11-yard scoring strike . . . Produced a season-long 57-yard completion to Smith in the fourth quarter . . . Posted a career-best 94.8 quarterback rating, completing 15-of-24 passes for 174 yards and two

touchdowns with one interception at Tampa Bay (12/30) against a Buccaneers pass defense that entered the contest ranked second in the NFL . . . Notched the first two-touchdown pass performance of his career, throwing touchdown passes of two yards to tight end Christian Fauria and 20 yards to tight end Dante Rosario . . .

ROOKIE HONORS: Was named NFL Offensive Rookie of the Month for December after completing 49 of 79 passes (62.0 percent) for 564 yards and three touchdowns with two interceptions to generate an 86.1 quarterback rating.

COLLEGE Played final two collegiate seasons at Oregon State . . . Began career at UCLA . . . Started all 24 games he played for the Beavers . . . Finished career with 5,733 passing yards with 29 touchdowns and 26 interceptions on 440 of 733 passing . . . Started 14 games as a senior in 2006 . . . Named as an All-Pac 10 honorable mention . . . Completed 229 of 378 passes for 3,022 yards and 18 touchdowns with seven interceptions . . . Set an Oregon State record for the most consecutive pass attempts without an interception with 182. . . Named MVP of the Sun Bowl after throwing for 356 yards and four touchdowns and rushing for one touchdown . . . Started 10 games as a junior . . . Completed 211 of 355 passes for 2,711 yards and 11 touchdowns with 19 interceptions . . . Attended the College of the Canyons in Santa Clarita, Calif. in 2004 but did not play football . . . Played in 13 games with five starts for the Bruins during his freshman and sophomore seasons . . . Overall completed 85 of 165 passes for 967 yards and four touchdowns with six interceptions . . . Played in eight games with four starts for UCLA in 2003 . . . Completed 52 of 103 passes for 555 yards and two touchdowns with six interceptions . . . Played in five games with one start in 2002 . . . Completed 33 of 62 passes for 412 yards and two touchdowns with no interceptions . . . Became the first true freshman quarterback in UCLA history to lead the Bruins to a victory in first start . . . Majored in speech communication.

PERSONAL Married (Tara) . . . Has a daughter, Aubrey . . . Played youth football for six years with Palmdale Youth Football in California . . . Attended William S. Hart High School in Newhall, Cali . . . Led his team to a 13-0 record as a quarterback, culminating in a 42-13 win over Valencia in the CIF-Southern Section Division III title game as a senior . . . Completed 234 of 353 (66.3%) passes for 3,334 yards and 33 touchdowns and ran for 415 yards and seven scores . . . Played as a safety as a junior, earning All-CIF acclaim with 80 tackles and 10 interceptions on the season . . . Lettered twice in baseball playing shortstop and third base . . . Selected as a third baseman in the 22nd round of the Major League Baseball Draft by the Los Angeles Angels in 2004.

MATT MOORE'S NFL REGULAR SEASON PASSING STATISTICS

| YEAR | TEAM | GP | GS | ATT. | CMP. | PCT. | YDS | | TD | INT. | LG | YDS | |
|------------|----------|----------|----|------|------|------|------|------|----|------|-----|-----|----------|
| | | | | | | | YDS | ATT. | | | | LST | RATE |
| 2007 | Carolina | 9 | 3 | 111 | 63 | 56.8 | 730 | 6.6 | 3 | 5 | 57 | 6 | 40 67.0 |
| 2008 | Carolina | INACTIVE | | | | | | | | | | | |
| 2009 | Carolina | 7 | 5 | 138 | 85 | 61.6 | 1053 | 7.6 | 8 | 2 | 66 | 9 | 78 98.5 |
| 2010 | Carolina | 6 | 5 | 143 | 79 | 55.2 | 857 | 6.0 | 5 | 10 | 39 | 13 | 90 55.6 |
| 2011 | Miami | 13 | 12 | 347 | 210 | 60.5 | 2497 | 7.2 | 16 | 9 | 65t | 36 | 229 87.1 |
| NFL TOTALS | | 35 | 25 | 739 | 437 | 59.1 | 5137 | 7.0 | 32 | 26 | 66 | 64 | 437 80.1 |

Career Regular Season Record As A Starter: (Carolina) 2-1 in 2007, 4-1 in 2009, 1-4 in 2010; (Miami) 6-6 in 2011 for total of 13-12.

MATT MOORE'S NFL REGULAR SEASON RUSHING STATISTICS

| YEAR | TEAM | NO. | YDS. | AVG. | LG | TD |
|------------|----------|----------|------|------|----|----|
| 2007 | Carolina | 3 | 5 | 1.7 | 5 | 0 |
| 2008 | Carolina | INACTIVE | | | | |
| 2009 | Carolina | 12 | -3 | -0.3 | 5 | 0 |
| 2010 | Carolina | 5 | 25 | 5.0 | 8 | 0 |
| 2011 | Miami | 32 | 65 | 2.0 | 16 | 2 |
| NFL TOTALS | | 52 | 92 | 1.8 | 16 | 2 |

SINGLE-GAME HIGHS

| | |
|-------------------------------|--|
| Pass Attempts: | 41 vs. San Francisco, 11/24/10 |
| | 37 at St. Louis, 10/31/10 |
| | 34 at N.Y. Jets, 10/17/11 |
| | 33 vs. Minnesota, 12/20/09 |
| | 33 at N.Y. Giants, 9/12/10 |
| | 33 vs. Denver, 10/23/11 |
| Pass Completions: | 28 vs. San Francisco, 11/24/10 |
| | 23 at St. Louis, 10/31/10 |
| | 22 vs. Denver, 10/23/11 |
| | 22 vs. N.Y. Jets, 1/1/12 |
| | 21 vs. Minnesota, 12/20/09 |
| Yards Passing: | 308 vs. San Francisco, 11/24/10 |
| | 299 vs. Minnesota, 12/20/09 |
| | 288 at Dallas, 11/24/11 |
| | 281 at New England, 12/24/11 |
| | 244 at Kansas City, 11/6/11 |
| TD Passes: | 3 vs. Minnesota, 12/20/09 |
| | 3 at N.Y. Giants, 12/27/09 |
| | 3 at Kansas City, 11/6/11 |
| | 3 vs. Buffalo, 11/20/11 |
| | 3 at New England, 12/24/11 |
| Long Passes: | 66 vs. Tampa Bay, 12/6/09 |
| | 65 at Buffalo, 12/18/11 |
| | 57 vs. Dallas, 12/22/07 |
| | 55 vs. Minnesota, 12/20/09 |
| Completion Percentage: | 75.0 at N.Y. Giants, 12/27/09 (15 of 20) |
| | 73.9 at Kansas City, 11/6/11 (17 of 23) |
| | 70.4 vs. Seattle, 12/16/07 (19 of 27) |
| | 70.0 vs. Tampa Bay, 12/6/09 (14 of 20) |
| | 70.0 vs. Buffalo, 11/20/11 (14 of 20) |
| Passer Rating: | 147.5 at Kansas City, 11/6/11 |
| | 139.8 at N.Y. Giants, 12/27/09 |
| | 133.3 vs. Buffalo, 11/20/11 |
| | 123.2 vs. Minnesota, 12/20/09 |
| | 122.3 at Buffalo, 12/18/11 |
| Rush Attempts: | 5 vs. Minnesota, 12/20/09 |
| | 5 at N.Y. Giants, 10/30/11 |
| | 5 vs. Oakland, 12/4/11 |
| | 4 at N.Y. Giants, 12/27/09 |
| | 4 at Kansas City, 11/6/11 |
| Rushing Yards: | 31 at N.Y. Giants, 10/30/11 |
| | 22 vs. Oakland, 12/4/11 |
| Long Run: | 16 at N.Y. Giants, 10/30/11 |
| | 14 vs. Oakland, 12/4/11 |

2007 GAME-BY-GAME STATISTICS (Carolina)

| DATE | OPPONENT | P/S | PASSING | | | | | | | | RUSHING | | | | W/L | SCORE |
|--------------------|-----------------|-----|------------|------------|-----------|------------|-------------|----------|----------|-----------|--------------|----------|----------|----------|----------|------------|
| | | | ATT | CMP | YDS | PCT | TD | INT | LG | TKLD | ATT | YDS | LG | TD | | |
| 10/7 | at New Orleans | P | 2 | 1 | 43 | 50.0 | 0 | 0 | 43 | 0/0 | 0 | 0 | 0 | 0 | W | 16-13 |
| 10/14 | at Arizona | P | 0 | 0 | 0 | 0.0 | 0 | 0 | 0 | 0/0 | 0 | 0 | 0 | 0 | W | 25-10 |
| 11/4 | at Tennessee | P | 5 | 2 | 36 | 40 | 0 | 1 | 30 | 0/0 | 0 | 0 | 0 | 0 | L | 7-20 |
| 11/11 | ATLANTA | P | 1 | 0 | 0 | 0 | 0 | 1 | 0 | 0/0 | 0 | 0 | 0 | 0 | L | 13-20 |
| 11/25 | NEW ORLEANS | P | 14 | 8 | 66 | 57.1 | 0 | 1 | 14 | 0/0 | 0 | 0 | 0 | 0 | L | 6-31 |
| 12/9 | at Jacksonville | P | 10 | 3 | 21 | 30.0 | 0 | 0 | 8 | 0/0 | 0 | 0 | 0 | 0 | L | 6-37 |
| 12/16 | SEATTLE | S | 27 | 19 | 208 | 70.4 | 0 | 0 | 54 | 0/0 | 2 | 5 | 5 | 0 | W | 13-10 |
| 12/22 | DALLAS | S | 28 | 15 | 182 | 53.6 | 1 | 1 | 57 | 5/35 | 0 | 0 | 0 | 0 | L | 13-20 |
| 12/30 | at Tampa Bay | S | 24 | 15 | 174 | 62.5 | 2 | 1 | 46 | 1/5 | 1 | 0 | 0 | 0 | W | 31-23 |
| 2008 TOTALS | | | 9-3 | 111 | 63 | 730 | 56.8 | 3 | 5 | 57 | 6 /40 | 3 | 5 | 5 | 0 | 7-9 |

2009 GAME-BY-GAME STATISTICS (Carolina)

| | | | PASSING | | | | | | | | RUSHING | | | | | |
|-------------|----------------|-----|---------|-----|-----|------|------|-----|-----|------|---------|-----|----|----|-----|-------|
| DATE | OPPONENT | P/S | ATT | CMP | YDS | PCT | TD | INT | LG | TKLD | ATT | YDS | LG | TD | W/L | SCORE |
| 9/13 | PHILADELPHIA | P | 11 | 6 | 63 | 54.5 | 0 | 1 | 19 | 1/10 | 0 | 0 | 0 | 0 | L | 10-38 |
| 11/1 | at Arizona | P | 1 | 0 | 0 | 0.0 | 0 | 0 | 0 | 0/0 | 1 | -1 | -1 | 0 | W | 34-21 |
| 12/6 | TAMPA BAY | S | 20 | 14 | 161 | 70.0 | 0 | 1 | 66 | 1/9 | 1 | -1 | -1 | 0 | W | 16-6 |
| 12/13 | at New England | S | 30 | 15 | 197 | 50.0 | 1 | 0 | 44 | 2/18 | 0 | 0 | 0 | 0 | L | 10-20 |
| 12/20 | MINNESOTA | S | 33 | 21 | 299 | 63.6 | 3 | 0 | 55 | 2/26 | 5 | -2 | 1 | 0 | W | 26-7 |
| 12/27 | at N.Y. Giants | S | 20 | 15 | 171 | 75.0 | 3 | 0 | 27t | 1/2 | 4 | 2 | 5 | 0 | W | 41-9 |
| 1/3/10 | NEW ORLEANS | S | 23 | 14 | 162 | 60.9 | 1 | 0 | 30t | 2/13 | 1 | -1 | -1 | 0 | W | 23-10 |
| 2009 TOTALS | | | 7/5 | 138 | 85 | 61.6 | 1053 | 8 | 2 | 66 | 9/78 | 12 | -3 | 5 | 0 | 8-8 |

2010 GAME-BY-GAME STATISTICS (Carolina)

| | | | PASSING | | | | | | | | RUSHING | | | | | |
|-------------|----------------|-----|---------|-----|-----|------|-----|-----|-----|------|---------|-----|----|----|-----|-------|
| DATE | OPPONENT | P/S | ATT | CMP | YDS | PCT | TD | INT | LG | TKLD | ATT | YDS | LG | TD | W/L | SCORE |
| 9/12 | at N.Y. Giants | S | 33 | 14 | 182 | 42.4 | 1 | 3 | 27 | 4/34 | 2 | 15 | 8 | 0 | L | 18-31 |
| 9/19 | Tampa Bay | S | 16 | 6 | 125 | 37.5 | 1 | 1 | 37t | 4/25 | 1 | 2 | 2 | 0 | L | 7-20 |
| 10/10 | Chicago | P | 10 | 5 | 35 | 50 | 0 | 2 | 14 | 0/0 | 0 | 0 | 0 | 0 | L | 6-23 |
| 10/24 | San Francisco | S | 41 | 28 | 308 | 68.3 | 2 | 1 | 39 | 1/5 | 1 | 3 | 3 | 0 | W | 23-20 |
| 10/31 | at St. Louis | S | 37 | 23 | 194 | 62.2 | 1 | 3 | 20 | 3/18 | 1 | 5 | 5 | 0 | L | 10-20 |
| 11/7 | New Orleans | S | 6 | 3 | 13 | 50 | 0 | 0 | 6 | 1/8 | 0 | 0 | 0 | 0 | L | 3-34 |
| 2010 TOTALS | | | 7-6 | 143 | 79 | 55.2 | 857 | 5 | 10 | 39 | 13/90 | 5 | 25 | 8 | 0 | 2-14 |

2011 GAME-BY-GAME STATISTICS (Miami)

| | | | PASSING | | | | | | | | RUSHING | | | | | |
|-------------|----------------|-----|--------------|-----|-----|------|------|-----|-----|------------|---------|-----|----|----|-----|--------|
| DATE | OPPONENT | P/S | ATT | CMP | YDS | PCT | TD | INT | LG | TKLD | ATT | YDS | LG | TD | W/L | SCORE |
| 9/12 | NEW ENGLAND | | DID NOT PLAY | | | | | | | | | | | | L | 24-38 |
| 9/18 | HOUSTON | | DID NOT PLAY | | | | | | | | | | | | L | 13-23 |
| 9/25 | at Cleveland | | DID NOT PLAY | | | | | | | | | | | | L | 16-17 |
| 10/2 | at San Diego | P | 26 | 17 | 167 | 65.4 | 0 | 1 | 31 | 3/18 | 1 | -1 | -1 | 0 | L | 16-26 |
| 10/17 | at N.Y. Jets | S | 34 | 16 | 204 | 47.1 | 0 | 2 | 46 | 4/14 | 0 | 0 | 0 | 0 | L | 6-24 |
| 10/23 | DENVER | S | 33 | 22 | 197 | 66.7 | 1 | 0 | 29 | 4/24 | 2 | -1 | 0 | 0 | L | 15-18* |
| 10/30 | at N.Y. Giants | S | 22 | 13 | 138 | 59.1 | 0 | 1 | 24 | 5/37 | 5 | 31 | 16 | 1 | L | 17-20 |
| 11/6 | at Kansas City | S | 23 | 17 | 244 | 73.9 | 3 | 0 | 35t | 0/0 | 4 | 3 | 5 | 0 | W | 31-3 |
| 11/13 | WASHINGTON | S | 29 | 20 | 209 | 69.0 | 0 | 1 | 28 | 2/9 | 2 | 14 | 9 | 0 | W | 20-9 |
| 11/20 | BUFFALO | S | 20 | 14 | 160 | 70.0 | 3 | 0 | 46 | 1/13 | 3 | 2 | 3 | 0 | W | 35-8 |
| 11/24 | at Dallas | S | 32 | 19 | 288 | 59.4 | 1 | 0 | 41 | 4/25 | 3 | 3 | 3 | 0 | L | 19-20 |
| 12/4 | OAKLAND | S | 25 | 13 | 162 | 52.0 | 1 | 0 | 38 | 1/9 | 5 | 22 | 14 | 1 | W | 34-14 |
| 12/11 | PHILADELPHIA | S | 19 | 11 | 95 | 57.9 | 1 | 1 | 21 | 4/22 | 1 | 1 | 1 | 0 | L | 10-26 |
| 12/18 | at Buffalo | S | 20 | 10 | 217 | 50.0 | 2 | 0 | 65t | 2/23 | 0 | 0 | 0 | 0 | W | 30-23 |
| 12/24 | at New England | S | 32 | 16 | 281 | 50.0 | 3 | 1 | 49 | 5/28 | 3 | -8 | 0 | 0 | L | 24-27 |
| 1/1/12 | N.Y. JETS | S | 32 | 22 | 135 | 68.8 | 1 | 2 | 19 | 1/7 | 3 | -1 | 1 | 0 | W | 19-17 |
| 2011 TOTALS | | | 13-12 | 347 | 210 | 2497 | 60.5 | 16 | 9 | 65t 36/229 | 32 | 65 | 16 | 2 | | |



A PERFECT MOMENT IN TIME



On January 31, 2010, prior to kickoff of the Pro Bowl game played at Sun Life Stadium, the Miami Dolphins unveiled the "Perfect Moment In Time" statue in honor of Hall of Fame Coach Don Shula. The 10-foot tall bronze sculpture of Shula riding on the shoulders of Hall-of-Fame linebacker Nick Buoniconti and reserve guard Al Jenkins after winning Super Bowl VII to complete the Perfect Season was unveiled in front of the team's new corporate headquarters at Gate E at Sun Life Stadium. The event marked the return of the Dolphins front office to Miami-Dade County after 16 years. Additionally on that day, the stadium new address was announced as 347 Don Shula Drive in honor of the head coach's career victory total.

LYDON MURTHA

TACKLE

76

HEIGHT: 6-7
 WEIGHT: 330
 BORN: 11/13/85
 ACQUIRED: FA, 2009
 COLLEGE: NEBRASKA '08
 NFL: FOURTH SEASON
 DOLPHINS: FOURTH SEASON




FINNS FACT *Lydon spent more than 48 hours over several weeks getting a tattoo on his left arm from his shoulder to wrist which features intricate detail of the muscle fibers under the skin. "Five hour sessions per week, a lot of pain," Lydon said. "I wouldn't recommend it. It's an all-in thing. Once you start you can't stop. It's something I wanted to do my whole life. I had the time, a little extra money and I went all-in."*

PRO CAREER **CAREER TRANSACTIONS:** Signed by the Dolphins off the Detroit practice squad on October 20, 2009 . . . Signed to the Lions practice squad on September 7, 2009 . . . Waived by the Lions on September 5, 2009 . . . Originally a seventh-round draft choice (228th overall) of the Detroit Lions in the 2009 NFL Draft.

2011 - Missed the entire season . . . Was placed on Injured Reserve on Sept. 2 with a toe injury.

2010 - Played in nine games with four starts . . . Was inactive for six games and dressed but did not play in one game . . . Made first career start at tight end as a third offensive tackle when the Dolphins opened with one running back vs. Cleveland (12/5) . . . Started consecutive games at right tackle at N.Y. Jets (12/12), vs. Buffalo (12/19) and vs. Detroit (12/26) in place of the injured Vernon Carey.

2009 - Saw action in one game and was inactive for six other contests . . . Made NFL debut vs. Tampa Bay (11/15) . . . Suffered ankle injury in practice on December 9 and placed on injured reserve the following day.

COLLEGE Four year letterman at Nebraska (2005-08) . . . Played in 40 games with 23 starts during his collegiate career for the Huskers . . . Was a large part of Nebraska's success despite injuries limiting him to eight starts . . . Despite missing four games was an honorable-mention All-Big 12 choice by the Associated Press as a senior . . . First-team academic All-Big 12 pick in 2007 . . . Four time Big 12 Commissioner's Honor Role . . . Majored in economics.

PERSONAL Attended Hutchinson (Minn.) High School where he was a three year starter . . . Was a first-team all-state selection by the Associated Press . . . Named the Minnesota Gatorade Player of the Year in 2003 . . . Ranked as the nation's No. 1 offensive tackle prospect by ESPN recruiting analyst Tom Lemming . . . Participant in the U.S. Army All-American Game . . . Donated money to help purchase toys and meals for the holidays . . . Participated in the Touchdown For Life Blood Drive . . . Served meals at the Cooperative Feeding Program . . . Participated in the Miami Dolphins Foundation Golf Tournament . . . Signed autographs at Finfest . . . Full name is Lydon Murtha, born November 13, 1985 in Homestead, Fla.

LYDON MURTHA'S NFL REGULAR SEASON STATISTICS


GAMES/STARTS: 2009: 1/0; 2010: 9/4; 2011: Injured Reserve **NFL TOTALS: 10/4**


LEGEDU NAANEE

19

WIDE RECEIVER

HEIGHT: 6-2
 WEIGHT: 215
 BORN: 9/16/83
 ACQUIRED: UFA, 2012 (CAR.)
 COLLEGE: BOISE STATE '06
 NFL: SIXTH SEASON
 DOLPHINS: FIRST SEASON





FINS FACT

In May, 2010, Legedu passed along some of his football expertise at a camp he hosted for middle and high schoolers at San Diego's Hoover High School. That same weekend he co-hosted Flavors of the Gaslamp at the House of Blues, a food-tasting event that raised funds for the Family Reach Foundation and San Diego's Rady Children's Hospital. Legedu was born in Portland, Oregon, but his father, Agbora, was born in Nigeria, outside of Lagos. Legedu, whose first name means "Good is coming" in Nigerian, has been to Nigeria twice to visit family members who live there.

PRO CAREER

CAREER TRANSACTIONS: Signed by the Dolphins as an unrestricted free agent on April 17, 2012 . . . Signed by Carolina on August 4, 2011 . . . Originally a fifth-round selection (172nd overall) by San Diego in 2007.

2011 - Played in 15 games with ten starts for Carolina . . . Recorded 44 receptions for 467 yards with one touchdown . . . Had two catches for 14 yards vs. Green Bay (9/18) . . . Recorded four catches for 27 yards at Chicago (10/2) . . . Posted four receptions for 63 yards, including a 28-yard reception vs. New Orleans (10/9) . . . Tallied two catches for 31 yards at Atlanta (10/16) . . . Recorded three receptions for 21 yards vs. Washington (10/23) . . . Had five receptions for 49 yards vs. Minnesota (10/30) . . . Tallied season-highs in receptions and receiving yards with eight receptions for 75 yards vs. Tennessee (11/13) . . . Recorded three catches for 41 yards at Detroit (11/20) . . . Had three catches for 17 yards at Indianapolis (11/27) . . . Tallied two catches for 38 yards including a 19-yard reception for a touchdown at Tampa Bay (12/4).

2010 - Played in ten games with nine starts with San Diego . . . Recorded 23 catches for 371 yards and one touchdown . . . Recorded season highs in receptions and receiving yards with five receptions for 110 yards, including a 59-yard reception for a touchdown at Kansas City (9/13) . . . Tallied four catches for 53 yards at Seattle (9/26) . . . Had three receptions for 38 yards at Indianapolis (11/28) . . . Recorded four catches for 59 yards at Cincinnati (12/26) . . . Had four receptions for 79 yards at Denver (1/2/11).

2009 - Played in 15 regular season games with one start . . . Also saw action in one playoff game . . . Recorded 24 receptions for 242 yards and two touchdowns in the regular season . . . Added three carries for seven yards . . . Recorded season-highs in catches and receiving yards with 5 catches for 49 yards at Oakland (9/14) . . . Tallied four catches for 40 yards vs. Miami (9/27) . . . Made first NFL start vs. N.Y. Giants (11/8) and finished the game with three catches for 20 yards . . . Tallied three catches for 42 yards, including a 20-yard reception for a touchdown vs. Philadelphia (11/15) . . . Added one carry for 10 yards . . . Posted one reception for a two-yard touchdown at Denver (11/22) . . . Recorded two catches for 25 yards at Tennessee (12/25) . . . Played in the Divisional Round playoff game vs. N.Y. Jets (1/17/10).

2008 - Played in all 16 regular season games . . . Also saw action in two playoff games . . . Recorded eight receptions for 64 yards in the regular season . . . Tallied two catches for seven yards at Buffalo (10/19) . . . Had two catches for 29 yards, including a 18-yard reception at Tampa Bay (12/21) . . . Tallied one reception for eight yards vs. Denver (12/28) . . . Accumulated two catches for 19 yards and one touchdown in the postseason . . . Recorded one reception for 15 yards in the Wild Card Round playoff game vs. Indianapolis (1/3/09) . . . Had one catch for a four-yard touchdown in the Divisional Round playoff game at Pittsburgh (1/11/09).

2007 - Played in 13 regular season games . . . Also saw action in three playoff games . . . Recorded eight catches for 69 yards in the regular season . . . Registered two catches for 39 yards, including a 22-yard reception at Minnesota (11/4) . . . Had two catches for 12 yards vs. Indianapolis (11/11) . . . Tallied a season-high three catches for 10 yards at Jacksonville (11/18) . . . Recorded one catch for 27 yards in the Divisional Round playoff game at Indianapolis (1/13/08).

COLLEGE

Four-year letterman at Boise State . . . Named first-team All-WAC as a senior . . . Recorded 34 catches for 522 yards with six touchdowns . . . Had a career-high seven catches for 129 yards and a touchdown in the Broncos' BCS bowl clinching win over Nevada in the season finale . . . Started all 13 games as a junior in 2005 . . . Recorded 34 catches for 483 yards with six touchdown catches . . . Also had four rushes for 25 yards . . . Had a season-high five catches for 52 yards against Boston College in the MPC Computers Bowl . . . Served as backup quarterback and spent time at tight end and wide receiver as a sophomore in 2004 . . . Caught four passes for 45 yards, while rushing four times for 79 yards . . . Took a fake punt 33 yards against Oregon State and one 26 yards against Nevada . . . Served as a backup quarterback and also played special teams as a redshirt freshman in 2003 . . . Finished the regular season completing 1-of-5 passes for 27 yards . . . Also rushed three times for four yards and caught one pass for four yards . . . Recorded seven tackles on special teams . . . Redshirted during the 2002 season and was named the offensive scout team player of the year.

PERSONAL

Four-year starter at quarterback at Franklin High School in Portland, Ore . . . Passed for more than 3,800 yards and 21 touchdowns in 2000 and 2001, while also rushing for more than 600 yards and scoring eight touchdowns . . . Named his league's offensive player of the year following both his junior and senior seasons . . . Was team captain as a senior in 2001 and led team to the first round of the state playoffs . . . Also received first-team all-league honors on defense after intercepting six passes . . . Received all-league honors in basketball as a junior . . . Name is pronounced LEG-a-doo Nah-NAY . . . Born September 16, 1983.

LEGEDU NAANEE'S NFL REGULAR SEASON STATISTICS

| YEAR | TEAM | GP | GS | RECEIVING | | | | | RUSHING | | | | |
|-------------------|-----------|-----------|-----------|------------|-------------|-------------|------------|----------|----------|----------|------------|-----------|----------|
| | | | | NO. | YDS. | AVG. | LG | TD | ATT. | YDS. | AVG. | LG | TD |
| 2007 | San Diego | 13 | 0 | 8 | 69 | 8.6 | 22 | 0 | 0 | 0 | — | — | 0 |
| 2008 | San Diego | 6 | 0 | 8 | 64 | 8.0 | 18 | 0 | 0 | 0 | — | — | 0 |
| 2009 | San Diego | 15 | 1 | 24 | 242 | 10.1 | 23 | 2 | 3 | 7 | 2.3 | 10 | 0 |
| 2010 | San Diego | 10 | 9 | 23 | 371 | 16.1 | 59t | 1 | 3 | -2 | -0.7 | 5 | 0 |
| 2011 | Carolina | 15 | 10 | 44 | 467 | 10.6 | 28 | 1 | 0 | 0 | — | — | 0 |
| NFL TOTALS | | 59 | 20 | 107 | 1213 | 11.3 | 59t | 4 | 6 | 5 | 0.8 | 10 | 0 |

LEGEDU NAANEE'S NFL PLAYOFF STATISTICS

| YEAR | TEAM | GP | GS | RECEIVING | | | | | RUSHING | | | | |
|----------------------|-----------|----------|----------|-----------|-----------|-------------|-----------|----------|----------|----------|----------|----------|----------|
| | | | | NO. | YDS. | AVG. | LG | TD | ATT. | YDS. | AVG. | LG | TD |
| 2007 | San Diego | 3 | 0 | 1 | 27 | 27.0 | 27 | 0 | 0 | 0 | — | — | 0 |
| 2008 | San Diego | 2 | 0 | 2 | 19 | 9.5 | 15 | 1 | 0 | 0 | — | — | 0 |
| 2009 | San Diego | 1 | 0 | 0 | 0 | — | — | 0 | 0 | 0 | — | — | 0 |
| PLAYOFF TOTAL | | 6 | 0 | 3 | 46 | 15.3 | 27 | 1 | 0 | 0 | — | — | 0 |

ADDITIONAL STATS

Passing: (San Diego) 1 of 1 for 21 yards in 2009; (Carolina) 1 of 1 for 27 yards in 2011 for total of 2 of 2 for 48 yards, long of 27.

Special Teams Tackles: (San Diego) 6 in 2007; 12 in 2008; 4 in 2009; 1 in 2010 for total of 23.

SINGLE-GAME HIGHS

Receptions: 8 vs. Tennessee, 11/13/2011
5 at Oakland, 9/14/2009
5 at Kansas City, 9/13/2010

| | | |
|----------------------------|-----|--|
| | 5 | vs. Minnesota, 10/30/2011 |
| | 4, | Six times (last: at Chicago, 10/2/2011) |
| Receiving Yards: | 110 | at Kansas City, 9/13/2010 |
| | 79 | at Denver, 1/2/2011 |
| | 75 | vs. Tennessee, 11/13/2011 |
| | 63 | vs. New Orleans, 10/9/2011 |
| | 59 | at Cincinnati, 12/26/2010 |
| Longest Receptions: | 59† | at Kansas City, 9/13/2010 |
| | 28 | vs. New Orleans, 10/9/2011 |
| | 27 | at Indianapolis, 1/13/2008* |
| Most TDs: | 1 | Five times (last: at Tampa Bay, 12/4/2011) |
| Rushing Attempts: | 2 | at Seattle, 9/26/2010 |
| Rushing Yards: | 10 | vs. Philadelphia, 11/15/09 |
| Longest Run: | 10 | vs. Philadelphia, 11/15/09 |
| *Playoff Game | | |

2007 GAME-BY-GAME STATISTICS (San Diego)

| DATE | OPPONENT | P/S | RECEIVING | | | | RUSHING | | | | W/L | SCORE |
|-----------------------|------------------|-------------|-----------|-----------|-----------|----------|----------|----------|----------|----------|-------------|-------|
| | | | NO. | YDS. | LG | TD | ATT. | YDS. | LG | TD | | |
| 9/9 | CHICAGO | P | 0 | 0 | 0 | 0 | 0 | 0 | 0 | 0 | W | 14-3 |
| 9/16 | at New England | P | 0 | 0 | 0 | 0 | 0 | 0 | 0 | 0 | L | 14-38 |
| 9/23 | at Green Bay | | INACTIVE | | | | | | | | L | 24-31 |
| 9/30 | KANSAS CITY | P | 0 | 0 | 0 | 0 | 0 | 0 | 0 | 0 | L | 16-30 |
| 10/7 | at Denver | | INACTIVE | | | | | | | | W | 41-3 |
| 10/14 | OAKLAND | | INACTIVE | | | | | | | | W | 28-14 |
| 10/28 | HOUSTON | P | 0 | 0 | 0 | 0 | 0 | 0 | 0 | 0 | W | 35-10 |
| 11/4 | at Minnesota | P | 2 | 39 | 22 | 0 | 0 | 0 | 0 | 0 | L | 17-35 |
| 11/11 | INDIANAPOLIS | P | 2 | 12 | 9 | 0 | 0 | 0 | 0 | 0 | W | 23-21 |
| 11/18 | at Jacksonville | P | 3 | 10 | 4 | 0 | 0 | 0 | 0 | 0 | L | 17-24 |
| 11/25 | BALTIMORE | P | 1 | 8 | 8 | 0 | 0 | 0 | 0 | 0 | W | 32-14 |
| 12/2 | at Kansas City | P | 0 | 0 | 0 | 0 | 0 | 0 | 0 | 0 | W | 24-10 |
| 12/9 | at Tennessee | P | 0 | 0 | 0 | 0 | 0 | 0 | 0 | 0 | W | 23-17 |
| 12/16 | DETROIT | P | 0 | 0 | 0 | 0 | 0 | 0 | 0 | 0 | W | 51-14 |
| 12/24 | DENVER | P | 0 | 0 | 0 | 0 | 0 | 0 | 0 | 0 | W | 23-3 |
| 12/30 | at Oakland | P | 0 | 0 | 0 | 0 | 0 | 0 | 0 | 0 | W | 30-17 |
| 1/6/08 | TENNESSEE# | P | 0 | 0 | 0 | 0 | 0 | 0 | 0 | 0 | W | 17-6 |
| 1/13/08 | at Indianapolis# | P | 1 | 27 | 27 | 0 | 0 | 0 | 0 | 0 | W | 28-24 |
| 1/20/08 | at New England# | P | 0 | 0 | 0 | 0 | 0 | 0 | 0 | 0 | L | 12-21 |
| 2007 TOTALS | | 13-0 | 8 | 69 | 22 | 0 | 0 | 0 | 0 | 0 | 11-5 | |
| PLAYOFF TOTALS | | 3-0 | 1 | 27 | 27 | 0 | 0 | 0 | 0 | 0 | 2-1 | |

2008 GAME-BY-GAME STATISTICS (San Diego)

| DATE | OPPONENT | P/S | RECEIVING | | | | RUSHING | | | | W/L | SCORE |
|-------|----------------|-----|-----------|------|----|----|---------|------|----|----|-----|-------|
| | | | NO. | YDS. | LG | TD | ATT. | YDS. | LG | TD | | |
| 9/7 | CAROLINA | P | 0 | 0 | 0 | 0 | 0 | 0 | 0 | 0 | L | 24-26 |
| 9/14 | at Denver | P | 1 | 6 | 6 | 0 | 0 | 0 | 0 | 0 | L | 38-39 |
| 9/22 | NEW YORK JETS | P | 0 | 0 | 0 | 0 | 0 | 0 | 0 | 0 | W | 48-29 |
| 9/28 | at Oakland | P | 0 | 0 | 0 | 0 | 0 | 0 | 0 | 0 | W | 28-18 |
| 10/5 | at Miami | P | 0 | 0 | 0 | 0 | 0 | 0 | 0 | 0 | L | 10-17 |
| 10/12 | NEW ENGLAND | P | 1 | 6 | 6 | 0 | 0 | 0 | 0 | 0 | W | 30-10 |
| 10/19 | at Buffalo | P | 2 | 7 | 4 | 0 | 0 | 0 | 0 | 0 | L | 14-23 |
| 10/26 | at New Orleans | P | 0 | 0 | 0 | 0 | 0 | 0 | 0 | 0 | L | 32-37 |
| 11/9 | KANSAS CITY | P | 0 | 0 | 0 | 0 | 0 | 0 | 0 | 0 | W | 20-19 |
| 11/16 | at Pittsburgh | P | 1 | 8 | 8 | 0 | 0 | 0 | 0 | 0 | L | 10-11 |
| 11/23 | INDIANAPOLIS | P | 0 | 0 | 0 | 0 | 0 | 0 | 0 | 0 | L | 20-23 |
| 11/30 | ATLANTA | P | 0 | 0 | 0 | 0 | 0 | 0 | 0 | 0 | L | 16-22 |
| 12/4 | OAKLAND | P | 0 | 0 | 0 | 0 | 0 | 0 | 0 | 0 | W | 34-7 |
| 12/14 | at Kansas City | P | 0 | 0 | 0 | 0 | 0 | 0 | 0 | 0 | W | 22-21 |
| 12/21 | at Tampa Bay | P | 2 | 29 | 18 | 0 | 0 | 0 | 0 | 0 | W | 41-24 |
| 12/28 | DENVER | P | 1 | 8 | 8 | 0 | 0 | 0 | 0 | 0 | W | 52-21 |

2008 GAME-BY-GAME STATISTICS (San Diego)

| DATE | OPPONENT | P/S | RECEIVING | | | | RUSHING | | | | W/L | SCORE |
|-----------------------|----------------|-----|-------------|----------|-----------|-----------|----------|----------|----------|----------|------------|-------|
| | | | NO. | YDS. | LG | TD | ATT. | YDS. | LG | TD | | |
| 1/3/09 | INDIANAPOLIS# | P | 1 | 15 | 15 | 0 | 0 | 0 | 0 | 0 | W | 23-17 |
| 1/11/09 | at Pittsburgh# | P | 1 | 4 | 4.0 | 4t | 1 | 0 | 0 | 0 | L | 24-35 |
| 2008 TOTALS | | | 16-0 | 8 | 64 | 18 | 0 | 0 | 0 | 0 | 8-8 | |
| PLAYOFF TOTALS | | | 2-0 | 2 | 19 | 15 | 1 | 0 | 0 | 0 | 1-1 | |

2009 GAME-BY-GAME STATISTICS (San Diego)

| DATE | OPPONENT | P/S | RECEIVING | | | | RUSHING | | | | W/L | SCORE |
|-----------------------|--------------------|-----|-------------|-----------|------------|-----------|----------|----------|----------|-----------|------------|-------------|
| | | | NO. | YDS. | LG | TD | ATT. | YDS. | LG | TD | | |
| 9/14 | at Oakland | P | 5 | 49 | 23 | 0 | 0 | 0 | 0 | 0 | W | 24-20 |
| 9/20 | BALTIMORE | P | 1 | 8 | 8 | 0 | 1 | -5 | -5 | 0 | L | 26-31 |
| 9/27 | MIAMI | P | 4 | 40 | 15 | 0 | 0 | 0 | 0 | 0 | W | 23-13 |
| 10/4 | at Pittsburgh | P | 2 | 20 | 12 | 0 | 0 | 0 | 0 | 0 | L | 28-38 |
| 10/19 | DENVER | P | 0 | 0 | 0 | 0 | 0 | 0 | 0 | 0 | L | 23-34 |
| 10/25 | at Kansas City | P | 0 | 0 | 0 | 0 | 0 | 0 | 0 | 0 | W | 37-7 |
| 11/1 | OAKLAND | P | 1 | 5 | 5 | 0 | 0 | 0 | 0 | 0 | W | 24-16 |
| 11/8 | at New York Giants | S | 3 | 20 | 9 | 0 | 0 | 0 | 0 | 0 | W | 21-20 |
| 11/15 | PHILADELPHIA | P | 3 | 42 | 20t | 1 | 1 | 10 | 10 | 0 | W | 31-23 |
| 11/22 | at Denver | P | 1 | 2 | 2t | 1 | 0 | 0 | 0 | 0 | W | 32-3 |
| 11/29 | KANSAS CITY | P | 0 | 0 | 0 | 0 | 1 | 2 | 2 | 0 | W | 43-14 |
| 12/6 | at Cleveland | P | 0 | 0 | 0 | 0 | 0 | 0 | 0 | 0 | W | 30-23 |
| 12/13 | at Dallas | P | 1 | 16 | 16 | 0 | 0 | 0 | 0 | 0 | W | 20-17 |
| 12/20 | CINCINNATI | P | 1 | 15 | 15 | 0 | 0 | 0 | 0 | 0 | W | 27-24 |
| 12/25 | at Tennessee | P | 2 | 25 | 20 | 0 | 0 | 0 | 0 | 0 | W | 42-17 |
| 1/3/10 | WASHINGTON | | INACTIVE | | | | | | | | W | 23-20 |
| 1/17/10 | NEW YORK JETS# | P | 0 | 0 | 0 | 0 | 0 | 0 | 0 | 0 | L | 14-17 |
| 2009 TOTALS | | | 15-1 | 24 | 242 | 23 | 2 | 3 | 7 | 10 | 0 | 13-3 |
| PLAYOFF TOTALS | | | 1-0 | 0 | 0 | 0 | 0 | 0 | 0 | 0 | 0-1 | |

2010 GAME-BY-GAME STATISTICS (San Diego)

| DATE | OPPONENT | P/S | RECEIVING | | | | RUSHING | | | | W/L | SCORE |
|--------------------|-----------------|-----|-------------|-----------|------------|------------|----------|----------|-----------|----------|----------|------------|
| | | | NO. | YDS. | LG | TD | ATT. | YDS. | LG | TD | | |
| 9/13 | at Kansas City | S | 5 | 110 | 59t | 1 | 0 | 0 | 0 | 0 | L | 14-21 |
| 9/19 | JACKSONVILLE | S | 1 | 14 | 14 | 0 | 0 | 0 | 0 | 0 | W | 38-13 |
| 9/26 | at Seattle | S | 4 | 53 | 20 | 0 | 2 | -2 | 5 | 0 | L | 20-27 |
| 10/3 | ARIZONA | S | 1 | 4 | 4 | 0 | 0 | 0 | 0 | 0 | W | 41-10 |
| 10/10 | at Oakland | P | 0 | 0 | 0 | 0 | 1 | 0 | 0 | 0 | L | 27-35 |
| 10/17 | at St. Louis | | INACTIVE | | | | | | | | L | 17-20 |
| 10/24 | NEW ENGLAND | | INACTIVE | | | | | | | | L | 20-23 |
| 10/31 | TENNESSEE | | INACTIVE | | | | | | | | W | 33-25 |
| 11/7 | at Houston | | INACTIVE | | | | | | | | W | 29-23 |
| 11/22 | DENVER | | INACTIVE | | | | | | | | W | 35-14 |
| 11/28 | at Indianapolis | S | 3 | 38 | 20 | 0 | 0 | 0 | 0 | 0 | W | 36-14 |
| 12/5 | OAKLAND | S | 1 | 14 | 14 | 0 | 0 | 0 | 0 | 0 | L | 13-28 |
| 12/12 | KANSAS CITY | | INACTIVE | | | | | | | | W | 31-0 |
| 12/16 | SAN FRANCISCO | S | 0 | 0 | 0 | 0 | 0 | 0 | 0 | 0 | W | 34-7 |
| 12/26 | at Cincinnati | P | 4 | 59 | 19 | 0 | 0 | 0 | 0 | 0 | L | 20-34 |
| 1/2/11 | at Denver | S | 4 | 79 | 26 | 0 | 0 | 0 | 0 | 0 | W | 33-28 |
| 2010 TOTALS | | | 10-9 | 23 | 371 | 59t | 1 | 3 | -2 | 5 | 0 | 9-7 |

2011 GAME-BY-GAME STATISTICS (Carolina)

| DATE | OPPONENT | P/S | RECEIVING | | | | RUSHING | | | | W/L | SCORE |
|------|--------------|-----|-----------|------|----|----|---------|------|----|----|-----|-------|
| | | | NO. | YDS. | LG | TD | ATT. | YDS. | LG | TD | | |
| 9/11 | at Arizona | P | 1 | 21 | 21 | 0 | 0 | 0 | 0 | 0 | L | 21-28 |
| 9/18 | GREEN BAY | S | 2 | 14 | 8 | 0 | 0 | 0 | 0 | 0 | L | 23-30 |
| 9/25 | JACKSONVILLE | S | 1 | 13 | 13 | 0 | 0 | 0 | 0 | 0 | W | 16-10 |
| 10/2 | at Chicago | S | 4 | 27 | 9 | 0 | 0 | 0 | 0 | 0 | L | 29-34 |
| 10/9 | NEW ORLEANS | S | 4 | 63 | 28 | 0 | 0 | 0 | 0 | 0 | L | 27-30 |

2011 GAME-BY-GAME STATISTICS (Carolina)

| DATE | OPPONENT | P/S | RECEIVING | | | | RUSHING | | | | W/L | SCORE |
|--------------------|-----------------|--------------|-----------|------------|-----------|----------|----------|----------|----------|----------|-------------|-------|
| | | | NO. | YDS. | LG | TD | ATT. | YDS. | LG | TD | | |
| 10/16 | at Atlanta | S | 2 | 31 | 17 | 0 | 0 | 0 | 0 | 0 | L | 17-31 |
| 10/23 | WASHINGTON | P | 3 | 21 | 8 | 0 | 0 | 0 | 0 | 0 | W | 33-20 |
| 10/30 | MINNESOTA | S | 5 | 49 | 22 | 0 | 0 | 0 | 0 | 0 | L | 21-24 |
| 11/13 | TENNESSEE | S | 8 | 75 | 18 | 0 | 0 | 0 | 0 | 0 | L | 3-30 |
| 11/20 | at Detroit | S | 3 | 41 | 26 | 0 | 0 | 0 | 0 | 0 | L | 35-49 |
| 11/27 | at Indianapolis | P | 3 | 17 | 11 | 0 | 0 | 0 | 0 | 0 | W | 27-19 |
| 12/4 | at Tampa Bay | P | 2 | 38 | 19t | 1 | 0 | 0 | 0 | 0 | W | 38-19 |
| 12/11 | ATLANTA | S | 2 | 29 | 15 | 0 | 0 | 0 | 0 | 0 | L | 23-31 |
| 12/18 | at Houston | P | 2 | 16 | 9 | 0 | 0 | 0 | 0 | 0 | W | 28-13 |
| 12/24 | TAMPA BAY | S | 2 | 12 | 7 | 0 | 0 | 0 | 0 | 0 | W | 48-16 |
| 1/1/12 | at New Orleans | | INACTIVE | | | | | | | | L | 17-45 |
| 2011 TOTALS | | 15-10 | 44 | 467 | 28 | 1 | 0 | 0 | 0 | 0 | 6-10 | |



- Playoff

JARED ODRICK

DEFENSIVE END

98

HEIGHT: 6-5
 WEIGHT: 302
 BORN: 12/31/87
 ACQUIRED: D1, 2010
 COLLEGE: PENN STATE '10
 NFL: THIRD SEASON
 DOLPHINS: THIRD SEASON

FINS FACT

During the 2011 season, Jared celebrated his quarterback sacks with his own version of the Pee-Wee Herman "Tequila" dance that the comedian made famous a quarter century ago. The dance was something his family requested as Jared did something similar as a young player and decided to put it back into heavy rotation. "It was something I enjoyed doing when I was young," Jared said. "I thought I'd bring that back. My mom actually told me to start doing it."

PRO CAREER

CAREER TRANSACTIONS: First-round draft choice of the Dolphins in 2010 (28th overall).

2011 - Played in all 16 games with seven starts . . . Recorded 22 tackles, six sacks for 35 yards in losses and had one interception, which he returned 39 yards . . . Started in his first game back from injury since the initial contest of 2010 and had two tackles and his first-career interception vs. New England (9/12), picking off a deflected Tom Brady screen pass and returning it 39 yards to set up a Dolphins touchdown . . . It was the longest INT return by a Dolphins non-defensive back since Jason Taylor had a 51-yard INT return for a touchdown vs. Minnesota (11/19/06) . . . Had three tackles including one sack vs. Denver (10/23), tackling Broncos quarterback Tim Tebow for a four-yard loss . . . It was Odrick's first career NFL sack . . . Recorded one tackle at Kansas City (11/6), a sack of Chiefs quarterback Matt Cassel for no gain . . . Posted one tackle vs. Washington (11/13), a 12-yard sack of Redskins quarterback Rex Grossman . . . Had three tackles vs. Buffalo (11/20), including one sack, tackling Bills quarterback Ryan Fitzpatrick for a nine-yard loss . . . Recorded two tackles at Buffalo (12/18), including one sack, tackling Fitzpatrick for a ten-yard loss . . . Had two tackles vs. N.Y. Jets (1/1/12), including one sack, tackling Jets quarterback Mark Sanchez for no gain.

2010 - Started first game of the season at Buffalo (9/12) and had one tackle before leaving the game permanently with a leg injury . . . Was inactive four games before being placed on injured reserve on Oct. 22 and missing remainder of the season.

COLLEGE

Four-year letterman (2006-09) and three-year starter at Penn State . . . Recorded career totals of 104 tackles (47 solo) with 14.5 sacks and 25.5 stops for losses . . . Also caused a fumble, blocked two kicks, recorded a safety and deflected five passes . . . Started all 13 games at left defensive tackle as a senior in 2009 . . . Earned first-team All-American honors . . . Named a first-team All-Big Ten Conference choice and the league's Defensive Player of the Year by the Big Ten's coaches, becoming the first defensive lineman to receive that honor since 1993 . . . Also chosen as Big Ten Defensive Lineman of the Year . . . Recorded a career-best 43 tackles (17 solos), seven sacks and added 11 stops for losses . . . Also added one pass deflection and a blocked kick . . . Played in all 13 games with 11 starts at left defensive tackle as a junior in 2008 . . . Earned first-team All-Big Ten Conference honors . . . Recorded 41 tackles (19 solo) with 4.5 sacks, 9.5 stops for losses and one quarterback pressure . . . Also caused a fumble and deflected three passes . . . Registered a safety against Michigan . . . Helped the team rank eighth in the nation in rush defense (93.2 ypg) . . . Played in eight games with seven starts at defensive tackle as a sophomore in 2007 . . . Recorded 16 tackles (eight solo) with two sacks, four stops for losses, a pass deflection and a blocked kick . . . Sustained two broken bones in his left hand against Wisconsin but returned the following week to start at Indiana . . . Suffered a dislocated right ankle, ending his season, in the first quarter vs. the Hoosiers . . . Played in ten games as a freshman in 2006 . . . Recorded four tackles (three solo) . . . Recorded first career sack at Minnesota . . . Holds degree in sociology

PERSONAL

Attended Lebanon (Pa.) High School . . . Named as a Parade and U.S. Army All-American selection as a senior . . . Added first-team All-State honors and was a Big 33 Classic selection . . . Recorded 70 tackles, with 10 stops for losses, five sacks and three blocked kicks as a senior . . . Registered 80 tackles, including 18 behind the line of scrimmage, eight sacks and 60 pancake blocks as a two-way tackle during his junior season . . . Also lettered in basketball and track and field . . . Worked as a sports department clerk at the Lebanon Daily News in high school . . . Spoke at the Broward County Juvenile Detention Center . . . Participated in the Miami Dolphins Foundation Captain's Party and Fishing Awards Dinner . . . Took part in the Kids and Fins Publix Shopping Spree . . . Donated money to help purchase toys and meals for the holidays . . . Part of the defensive line which participated in the All-Community Team in which they donated a block of tickets for every home game to various charities . . . Growing up was a fan of the Chicago Bulls and Philadelphia Eagles and favorite athletes were Michael Jordan and Muhammad Ali . . . Lists "Gladiator" as favorite movie, "Family Guy," "The Sopranos" and "Curb Your Enthusiasm" as favorite television show, "Hoop Dreams" as favorite book and Drake as favorite recording artist . . . Full name is Jared Taylor Odrick, born December 31, 1987, in Lancaster, Pa.

JARED ODRICK'S NFL REGULAR SEASON STATISTICS

| YEAR | TEAM | TACKLES | | | | | | | INTERCEPTIONS | | | | | FUMBLES | | |
|-------------------|-------|-----------|----------|-----------|-----------|----------|------------|-------------|---------------|-----------|-----------|----------|----------|----------|----------|----------|
| | | GP | GS | TOT | SOLO | ASST | SK | YDS | NO | YDS | LG | TD | PD | FF | FR | YDS |
| 2010 | Miami | 1 | 1 | 1 | 1 | 0 | 0.0 | 0.0 | 0 | 0 | - | 0 | 0 | 0 | 0 | 0 |
| 2011 | Miami | 16 | 7 | 22 | 20 | 2 | 6.0 | 35.0 | 1 | 39 | 39 | 0 | 2 | 1 | 0 | 0 |
| NFL TOTALS | | 17 | 8 | 23 | 21 | 2 | 6.0 | 35.0 | 1 | 39 | 39 | 0 | 2 | 1 | 0 | 0 |



LEAGUE LEADERS IN FEWEST SACKS ALLOWED



The Dolphins hold NFL records for most seasons leading the league in fewest sacks allowed (10 – 1973, 1982-90) and most consecutive seasons leading the league in the same category (1982-90). In addition, during the 1988 and 1989 seasons the Dolphins set an NFL record by not allowing a quarterback sack in 19 consecutive games. The streak far outdistanced the previous NFL mark of five straight games, which was accomplished on many occasions. In 1988, Miami also set an NFL sack record by allowing only seven sacks in the 16-game season.

MIKE POUNCEY

CENTER

51

HEIGHT: 6-5
 WEIGHT: 303
 BORN: 7/24/89
 ACQUIRED: D1, 2011
 COLLEGE: FLORIDA '11
 NFL: SECOND SEASON
 DOLPHINS: SECOND SEASON

FINS FACT

Mike and his twin brother, Maurkice, who plays with the Pittsburgh Steelers, in coordination with Deshea Townsend's "Pay It Forward" Foundation, held a free youth football camp for boys and girls ages 7-14 on June 25, 2010 on their former prep football fields at Lakeland High School. The Pouncey Twins, along with former teammates and coaches, taught local children fundamental football skills, with an emphasis on good sportsmanship, academic success, respect and leadership. "Guys used to come back and talk to us when we were in these same situations as some of these kids are," Mike said. "It meant the world to us. So that's basically what we want to do. If we only got one guy's attention in that classroom, just to change a life, to us, meant a lot."

PRO CAREER

CAREER TRANSACTIONS: Originally a first-round draft choice (15th overall) of Miami in the 2011 NFL Draft.

2011 - Started at center all 16 games . . . Made his Dolphins and NFL debut in a start at center vs. New England (9/12) . . . Was part of an offensive line that helped the Dolphins rush for more than 200 yards twice in a three-game stretch (209 yards vs. Oakland (12/4) and 254 yards at Buffalo (12/18)).

ROOKIE LINEMEN: With his 16 starts in 2011, Pouncey became the sixth rookie offensive lineman in Dolphin history to start all 16 games in a season, joining left tackle Jake Long in 2008, center Samson Satele in 2007, left tackle Wade Smith in 2003, right tackle Todd Wade in 2000 and left tackle Richmond Webb in 1990.

COLLEGE

Played in 54 games with 45 career starts at the University of Florida . . . A versatile player, saw action at right offensive guard (28 games), center (13) and weak-side defensive tackle (four) . . . Recorded 214 knockdowns and 30 touchdown-resulting blocks in three seasons as an offensive lineman . . . Selected to play in the 2011 Under Armour Senior Bowl . . . Started all 13 games at center as a senior in 2010, including the 2011 Outback Bowl game . . . Earned second-team All-SEC honors by the Associated Press . . . Named SEC Offensive Line Player of the Week and co-Offensive Player of the Game vs. South Florida . . . Graded out a team-high 92-percent and was named to Florida's Champions' Club for his efforts vs. Georgia . . . Also earned Champions' Club recognition in victories over USF, Tennessee and Kentucky . . . Started all 14 games as a junior in 2009, including the SEC Championship game vs. Alabama and the 2010 Allstate Sugar Bowl win vs. Cincinnati . . . Started at right guard in season opener vs. Charleston Southern, grading out at 98-percent, recording one knockdown and anchored an offensive line that allowed Florida to rush for 369 yards, the most rushing yards in a season opener in school history . . . Helped lead Florida's offensive charge in the 23-13 win over Tennessee, grading out a Champion at 89-percent, while recording one knockdown in 61 snaps . . . Took 60 snaps in the win at Kentucky helping Tim Tebow rush for more than 100 yards . . . Contributed to Florida's 56-6 win over Troy, grading out a Champion at 90-percent and recording two knockdowns, while also grabbing a key Florida fumble recovery in the air that allowed the Gators to keep possession of the ball . . . Started all 14 games at right guard as a sophomore in 2008 . . . Named Offensive Line Player of the Game in the Gators' win over Hawaii in the season-opener after grading out at 94-percent . . . Named school's Offensive Line Player of the Week for the second time of season and also garnered Champions' club honors after grading a team-high 95-percent in victory over Tennessee . . . Best performance of season came vs. LSU, where he graded out at 97-percent and recorded four knockdowns . . . Also achieved grades of 90-

percent or higher against Vanderbilt, Kentucky and The Citadel . . . Played in 13 games with four starts as a true freshman in 2007 . . . Started the final four regular-season games of the year against Vanderbilt, South Carolina, Florida Atlantic and Florida State . . . Made the move from offensive line to defensive line the week prior to the Vanderbilt game due to several injuries on the defensive line . . . Had only seen action on the defensive side of the ball on goal line situations in high school . . . Finished with eight tackles (five solo) . . . Added one tackle for a loss of two yards and tallied one interception . . . Made two tackles vs. Vanderbilt, including one for a loss of two yards, in his first career start . . . Had two tackles against South Carolina and Florida State . . . Picked off his first career interception in the fourth quarter of the Capital One Bowl vs. Michigan and returned it nine yards, which eventually led to a go-ahead Florida touchdown . . . Also had two tackles against the Wolverines . . . Majored in sociology.

PERSONAL

Has a daughter, Janiyah . . . Attended Lakeland (Fla.) Senior High School . . . Rated among the nation's top offensive guard recruits according to Scout.com (seventh) and Rivals.com (31st) . . . Helped lead 2006 National Champions Lakeland to its 45th consecutive victory, third-consecutive Class 5A state championship and second-straight USA Today national championship as a senior in 2006 . . . Was an integral part of an offensive line that blocked for a 4,000-yard rushing team . . . One of 16 offensive linemen in the Atlanta Journal-Constitution's Super Southern 100 . . . Earned all-state honors as a junior . . . Twin brother, Maurkice, was a first-round selection (18th overall) of the Pittsburgh Steelers in the 2010 NFL Draft, making the Pro Bowl as a rookie . . . Participated in the Miami Dolphins Foundation Fishing Tournament . . . Helped pass out Sun Life Rising Star Grants to kids in need at a Palm Beach County School . . . Signed autographs at FinFest . . . Attended a fundraiser for Guadalope Center . . . Played video games with kids with disabilities from charities in Miami-Dade, Broward and Palm Beach counties at Dave & Busters . . . Participated in the WalkAbout Autism at Sun Life Stadium . . . Part of the All-Community Team in which player's donated a block of tickets for every home game to various charities . . . Growing up, was a fan of the Tampa Bay Buccaneers and L.A. Lakers and his favorite athletes were Bucs linebacker Derrick Brooks and Lakers guard Kobe Bryant . . . Lists "Law and Order: SVU" as favorite television show and Lil Wayne, Young Jeezy and Plies as favorite recording artists . . . Full name is James Michael Pouncey, born July 24, 1989 in Bartow, Fla.

MIKE POUNCEY'S NFL REGULAR SEASON STATISTICS



GAMES/STARTS: 2011: 16/16

JULIUS PRUITT

WIDE RECEIVER

11

HEIGHT: 6-2
WEIGHT: 212
BORN: 12/30/85
ACQUIRED: FA, 2010
COLLEGE: OUACHITA BAPTIST '09
NFL: THIRD SEASON
DOLPHINS: THIRD SEASON

FINS FACT

Julius spent nearly two full seasons (2009-10) on the Dolphins practice squad, watching and learning from the veteran receivers on team. "I've picked up different techniques that have helped me come in and out of my breaks faster, how to play versus press, getting a release," Pruitt said. "I'm trying to pick up the little nuances because they've been playing a couple years and I'm trying to pick up as much as I can. I'm ready. I prepare like I'm going to be on the 53 every week. Coach tells me you never know when your number is going to be called so be prepared, and I am." Julius was signed off the practice squad on December 30, 2010 in time for the season finale at New England, however he was placed on inactive list for that game, before playing in nine games in 2011.

PRO CAREER

CAREER TRANSACTIONS: Signed off the Dolphins practice squad to the active roster on December 30, 2010 . . . Signed to the Dolphins practice squad on September 6, 2010 . . . Waived on September 4, 2010 . . . Re-signed with Miami on January 5, 2010 after spending the 2009 season on Miami's practice squad . . . Signed to the Dolphins practice squad on September 7, 2009 . . . Went undrafted in the 2009 NFL Draft and failed to sign with a team during the 2009 offseason and preseason.

2011 - Played in nine games . . . Recorded four special teams tackles . . . Made his NFL and Dolphins debut at Kansas City (11/6).

2010 - Opened season on Dolphins practice squad . . . Signed to active roster on December 30 . . . Was inactive at New England (1/2/11).

2009 - Spent season on practice squad.

COLLEGE

Two year starter at Ouachita Baptist . . . Earned first-team All-Gulf South honors as a senior in 2008 . . . Caught 77 passes for 1,116 yards and 11 touchdowns . . . Named second-team All-Gulf South selection as a junior . . . Caught 51 passes for 723 yards and seven touchdowns . . . Played a reserve role during his freshman and sophomore campaigns . . . Totaled 43 receptions for 567 yards and five touchdowns.

PERSONAL

Attended Newport (Ark.) High School . . . Full name is Julius Pruitt, born December 30, 1985 in Newport, Ark.

JULIUS PRUITT'S NFL REGULAR SEASON STATISTICS

| YEAR | TEAM | RECEIVING | | | | | | | RUSHING | | | | |
|------|-------|-----------|----|----------|------|------|----|----|---------|------|------|----|----|
| | | GP | GS | NO. | YDS. | AVG. | LG | TD | ATT. | YDS. | AVG. | LG | TD |
| 2010 | Miami | | | INACTIVE | | | | | | | | | |
| 2011 | Miami | 9 | 0 | 0 | 0 | - | 0 | 0 | 0 | 0 | - | 0 | 0 |

ADDITIONAL STATS

Special Teams Tackles: 4 in 2011



STEVE SLATON

23

RUNNING BACK

HEIGHT: 5-9
WEIGHT: 208
BORN: 1/4/86
ACQUIRED: W, 2011 (Hou.)
COLLEGE: WEST VIRGINIA '08
NFL: FIFTH SEASON
DOLPHINS: SECOND SEASON




FINS FACT

Steve is among a handful of players with Filipino roots in the NFL. His maternal grandmother, Rosalina Billingsley, was born in the Philippines and came to the United States after meeting his grandfather, William, while she was selling vegetables when he was stationed there in the Army during World War II. "It's just something that I'm very proud of and something that is a great heritage," Steve said. "It's a little unknown, but I appreciate it 100-percent." In fact, the running back is so proud of his heritage that he has a tattoo of the outline of a Philippines flag emblazoned on the left side of his chest.

PRO CAREER

CAREER TRANSACTIONS: Claimed off waivers by the Dolphins on September 29, 2011 . . . Waived by the Houston Texans on September 27, 2011 . . . Placed on reserve/injured list by the Texans on December 9, 2009 . . . Originally selected by the Texans in the third round (89th pick overall) of 2008 NFL Draft.

2011 - Played in a total of six games (three with Houston and three with Miami) . . . Was inactive for ten games with Miami . . . Recorded season total of 24 carries for 84 yards and a touchdown and added three receptions for three yards . . . Had three kickoff returns for 85 yards, an average of 28.3 yards per return, with a long of 42 yards . . . Opened season with the Texans . . . Had seven carries for 20 yards and one reception for six yards in three games with Houston . . . Waived by the Texans on September 27 and claimed by the Dolphins two days later . . . Posted 17 carries for 64 yards with a long of 28 yards and a touchdown with Miami . . . Added two receptions for minus-three yards . . . Made his Dolphins debut at San Diego (10/2) and had one rush for two yards and one reception for minus-two yards . . . Had five carries for seven yards and one touchdown at N.Y. Giants (10/30) . . . His touchdown came on a one-yard run, his first TD as a member of the Dolphins . . . Led the Dolphins in rushing with 11 carries for 55 yards vs. N.Y. Jets (1/1/12), including a 28-yard run, and had one catch for minus-one yards.

2010 - Saw action in 12 games with one start with Houston . . . Rushed for 93 yards on 19 attempts and caught three passes for 11 yards . . . Led the Texans with 39 kickoff returns for 767 yards (19.7 average) . . . Had season-long 50-yard kickoff return at Tennessee (12/19).

2009 - Played in 11 games with ten starts . . . Was placed on injured reserve with a right shoulder injury and missed final five games of season . . . Led the Texans in rushing with 131 carries for 437 yards and scored three touchdowns . . . Also caught 44 passes for 417 yards and four touchdowns . . . Had 65 yards rushing and 24 yards receiving with two touchdowns vs. Oakland (10/24), scoring on a 32-yard run and an 18-yard reception . . . Had six receptions for 102 yards and a touchdown at Cincinnati (10/18), his first 100-yard receiving performance of his career . . . Also had 19 carries for 43 yards . . . Scored two touchdowns (one rushing, one receiving) while rushing for 67 yards on 18 carries and four receptions for 22 yards vs. San Francisco (10/25) . . . Caught five passes for 42 yards and a touchdown as well as five attempts rushing for 21 yards vs. Tennessee (11/23).

2008 - Played in all 16 games with 15 starts . . . Led all rookie running backs with 1,282 rushing yards . . . Led the AFC with 1,659 total yards from scrimmage and scored nine rushing touchdowns . . . Caught 50 passes for 371 yards and one touchdown . . . Made first career start at Tennessee (9/21) and had 18 carries for 116 yards and one touchdown, posting the first 100-yard game of his career . . . Ran for a Texans season-high 156 yards on 14 carries at Indianapolis (11/16), including a 71-yard touchdown run. . . . Ran for 130 yards and two touchdowns on 21 carries and caught two passes for 52 yards on Monday Night Football vs. Jacksonville (12/1) . . . Rushed for 120 yards on 26 carries and caught three passes for 40 yards at Green Bay (12/7) . . . Gained 100 yards on 24 carries vs. Tennessee (12/14) and became the first Texans running back to have three consecutive 100-yard rushing games in a season . . . Ran for 66 yards on 18 carries at Oakland (12/21) to surpass the previous franchise single-season rushing record of 1,188 yards during the game.

COLLEGE

Rushed for 3,923 yards during his career at West Virginia . . . Ranked third on the school's all-time record list and third in Big East history . . . Had set the WVU career record with 50 rushing touchdowns . . . Named second-team All-Big East choice as a junior in 2007 . . . Rushed for 1,051 yards and 17 touchdowns on 211 carries . . . Named as a first-team All-American selection as a sophomore in 2006 by the American Football Coaches Association, Football Writers Association, Walter Camp, The Sporting News and Associated Press and added second/team honors from The NFL Draft Report and Rivals.com . . . Finished fourth in the voting for the Heisman Trophy . . . Was a Doak Walker Award finalist and Maxwell Award semi-finalist . . . Selected by the Philadelphia Sports Writers as the Amateur Athlete of the Year and was named the team's Most Valuable Player . . . Named All-Big East Conference first/team pick in 2006 . . . Was a second-team All-Big East Conference selection as well as being named Big East Rookie of the Year and freshman All-American first/team choice in 2005 by Rivals.com and a second-team pick by The Sporting News . . . Ran for a Sugar Bowl-record 204 yards vs. Georgia in the 2006 game, the second-highest total by a player in a BCS bowl game . . . Majored in athletic coaching education.

PERSONAL

Attended Conwell-Egan Catholic High School in Levittown, Pa. . . . Rushed for more than 6,000 yards and 73 touchdowns, setting five school records in his career . . . Also excelled on the school's track team . . . Earned all-conference honors in each of his four seasons on the gridiron . . . Named the Most Valuable Player of the Philadelphia Catholic League and was chosen All-Area by most of the local news services . . . Added all-state accolades as a junior and senior.

STEVE SLATON'S NFL REGULAR SEASON STATISTICS

| YEAR | TEAM | GP | GS | RUSHING | | | | | RECEIVING | | | | |
|-------------------|---------|-----------|-----------|------------|-------------|------------|------------|-----------|------------|------------|------------|-----------|----------|
| | | | | ATT. | YDS. | AVG. | LG | TD | NO. | YDS. | AVG. | LG | TD |
| 2008 | Houston | 16 | 15 | 268 | 1282 | 4.8 | 71t | 9 | 50 | 377 | 7.5 | 46 | 1 |
| 2009 | Houston | 11 | 10 | 131 | 437 | 3.3 | 32t | 3 | 44 | 417 | 9.5 | 38t | 4 |
| 2010 | Houston | 12 | 1 | 19 | 93 | 4.9 | 23 | 0 | 3 | 11 | 3.7 | 12 | 0 |
| 2011 | Houston | 3 | 0 | 7 | 20 | 2.9 | 13 | 0 | 1 | 6 | 6.0 | 6 | 0 |
| | Miami | 3 | 0 | 17 | 64 | 3.8 | 28 | 1 | 2 | -3 | -1.5 | -1 | 0 |
| NFL TOTALS | | 45 | 26 | 442 | 1896 | 4.3 | 71t | 13 | 100 | 808 | 8.1 | 46 | 5 |

ADDITIONAL STATS

Kickoff Returns: (Houston) 39 for 767 yards, 19.7 yards with a long of 50 yards in 2010; (Miami) 3 for 85 yards, 28.3 yards, long of 42 yards in 2011 for total of 42 for 852 yards, 20.3 yards long of 50.

SINGLE-GAME HIGHS

| | |
|------------------------------|--|
| Rushing Yards: | 156 at Indianapolis, 11/16/08 130 vs. Jacksonville, 12/1/08 120 at Green Bay, 12/7/08 |
| Rushing Attempts: | 26 at Green Bay, 120 yards, 12/7/08 24 vs. Tennessee (100 yards, 12/14/08 21, Three times (last: vs. Oakland, 10/4/09) |
| Rushing TDs: | 2 vs. Indianapolis, 10/5/08 2 vs. Jacksonville, 12/1/08 |
| Longest Runs: | 71t at Indianapolis, 11/16/08 50 at Tennessee, 9/21/08 47 vs. Chicago, 12/28/08 |
| Receptions: | 8 at Jacksonville, 9/28/08 8 at Minnesota, 11/2/08 6 at Cincinnati, 10/18/09 |
| Receiving Yards: | 102 at Cincinnati, 10/18/09 83 at Jacksonville, 9/28/08 56 at Minnesota, 11/2/08 |
| Longest Receptions: | 46 vs. Jacksonville, 12/1/08 28 at Cincinnati, 10/18/09 30t at Jacksonville, 9/28/08 |
| Receiving TDs: | 1, Four times (last: 1 vs. San Francisco, 10/25/09) |
| Kickoff Return Yards: | 122 vs. Dallas, 9/26/10 109 vs. New York Giants, 10/10/10 101 at Philadelphia, 12/2/10 |
| Punt Returns: | 6 at Philadelphia, 12/2/10 6 vs. N.Y. Giants, 10/10/10 6 at Washington, 9/19/10 |
| Longest Returns: | 50 at Tennessee, 12/19/10 |

2008 GAME-BY-GAME STATISTICS (Houston)

| DATE | OPPONENT | P/S | RUSHING | | | | | RECEIVING | | | | | W/L | SCORE |
|-------|-----------------|-----|---------|------|-----|----|--|-----------|------|-----|----|--|-----|-------|
| | | | ATT. | YDS. | LG | TD | | NO. | YDS. | LG | TD | | | |
| 9/7 | at Pittsburgh | P | 13 | 43 | 8 | 0 | | 3 | 6 | 5 | 0 | | L | 17-38 |
| 9/21 | at Tennessee | S | 18 | 116 | 50 | 1 | | 4 | 8 | 7 | 0 | | L | 12-31 |
| 9/28 | at Jacksonville | S | 10 | 33 | 13 | 0 | | 8 | 83 | 30t | 1 | | L | 27-30 |
| 10/5 | INDIANAPOLIS | S | 16 | 93 | 41 | 2 | | 1 | 3 | 3 | 0 | | L | 27-31 |
| 10/12 | MIAMI | S | 15 | 58 | 22 | 0 | | 1 | 3 | 3 | 0 | | W | 29-28 |
| 10/19 | DETROIT | S | 17 | 80 | 37 | 1 | | 3 | 9 | 6 | 0 | | W | 28-21 |
| 10/26 | CINCINNATI | S | 15 | 53 | 20t | 1 | | 2 | 13 | 7 | 0 | | W | 35-6 |
| 11/2 | at Minnesota | S | 16 | 62 | 14 | 0 | | 8 | 56 | 22 | 0 | | L | 21-28 |
| 11/9 | BALTIMORE | S | 4 | 7 | 3 | 0 | | 2 | 17 | 17 | 0 | | L | 13-41 |
| 11/16 | at Indianapolis | S | 14 | 156 | 71t | 1 | | 0 | 0 | 0 | 0 | | L | 27-33 |

2008 GAME-BY-GAME STATISTICS (Houston)

| DATE | OPPONENT | P/S | RUSHING | | | | RECEIVING | | | | W/L | SCORE |
|--------------------|--------------|-----|--------------|------------|-------------|------------|-----------|-----------|------------|-----------|----------|------------|
| | | | ATT. | YDS. | LG | TD | NO. | YDS. | LG | TD | | |
| 11/23 | at Cleveland | S | 21 | 73 | 17 | 0 | 0 | 0 | 0 | 0 | W | 16-6 |
| 12/1 | JACKSONVILLE | S | 21 | 130 | 40t | 2 | 2 | 52 | 46 | 0 | W | 30-17 |
| 12/7 | at Green Bay | S | 26 | 120 | 34 | 0 | 3 | 40 | 21 | 0 | W | 24-21 |
| 12/14 | TENNESSEE | S | 24 | 100 | 34 | 0 | 3 | 15 | 8 | 0 | W | 13-12 |
| 12/21 | at Oakland | S | 18 | 66 | 19 | 0 | 5 | 36 | 19 | 0 | L | 16-27 |
| 12/28 | CHICAGO | S | 20 | 92 | 47 | 1 | 5 | 36 | 17 | 0 | W | 31-24 |
| 2008 TOTALS | | | 16-15 | 268 | 1282 | 71t | 9 | 50 | 377 | 46 | 1 | 8-8 |

2009 GAME-BY-GAME STATISTICS (Houston)

| DATE | OPPONENT | P/S | RUSHING | | | | RECEIVING | | | | W/L | SCORE |
|--------------------|-----------------|-----|-----------------|------------|------------|-----------|-----------|-----------|------------|-----------|----------|------------|
| | | | ATT. | YDS. | LG | TD | NO. | YDS. | LG | TD | | |
| 9/13 | NEW YORK JETS | S | 9 | 17 | 7 | 0 | 3 | 35 | 18 | 0 | L | 7-24 |
| 9/20 | at Tennessee | S | 17 | 34 | 12 | 0 | 3 | 25 | 9 | 0 | W | 34-31 |
| 9/27 | JACKSONVILLE | S | 12 | 76 | 20 | 0 | 3 | 37 | 22 | 0 | L | 24-31 |
| 10/4 | OAKLAND | S | 21 | 65 | 32t | 1 | 2 | 24 | 18t | 1 | W | 29-6 |
| 10/11 | at Arizona | S | 13 | 39 | 16 | 0 | 6 | 59 | 23 | 0 | L | 21-28 |
| 10/18 | at Cincinnati | S | 19 | 43 | 12 | 0 | 6 | 102 | 38t | 1 | W | 28-17 |
| 10/25 | SAN FRANCISCO | S | 18 | 67 | 31 | 1 | 4 | 22 | 11 | 1 | W | 24-21 |
| 11/1 | at Buffalo | S | 1 | 1 | 1 | 0 | 2 | 10 | 5 | 0 | W | 31-10 |
| 11/8 | at Indianapolis | P | 6 | 17 | 4 | 1 | 3 | 12 | 7 | 0 | L | 17-20 |
| 11/23 | TENNESSEE | S | 5 | 21 | 9 | 0 | 5 | 42 | 23 | 1 | L | 17-20 |
| 11/29 | INDIANAPOLIS | S | 10 | 57 | 12 | 0 | 7 | 49 | 12 | 0 | L | 27-35 |
| 12/6 | at Jacksonville | | INACTIVE | | | | | | | | L | 18-23 |
| 12/13 | SEATTLE | | INJURED RESERVE | | | | | | | | W | 34-7 |
| 12/20 | at St. Louis | | INJURED RESERVE | | | | | | | | W | 16-13 |
| 12/27 | at Miami | | INJURED RESERVE | | | | | | | | W | 27-20 |
| 1/3/10 | NEW ENGLAND | | INJURED RESERVE | | | | | | | | W | 34-27 |
| 2009 TOTALS | | | 11-10 | 131 | 437 | 32 | 3 | 44 | 417 | 38 | 4 | 9-7 |

2010 GAME-BY-GAME STATISTICS (Houston)

| DATE | OPPONENT | P/S | RUSHING | | | | RECEIVING | | | | W/L | SCORE |
|--------------------|------------------|-----|-------------|-----------|-----------|-----------|-----------|----------|-----------|-----------|----------|-------|
| | | | ATT. | YDS. | LG | TD | NO. | YDS. | LG | TD | | |
| 9/12 | INDIANAPOLIS | P | 6 | 29 | 13 | 0 | 0 | 0 | 0 | 0 | W | 34-24 |
| 9/19 | at Washington | P | 3 | 14 | 7 | 0 | 0 | 0 | 0 | 0 | W | 30-27 |
| 9/26 | DALLAS | P | 3 | 14 | 16 | 0 | 1 | 3 | 3 | 0 | L | 13-27 |
| 10/3 | at Oakland | S | 5 | 37 | 23 | 0 | 2 | 8 | 12 | 0 | W | 31-24 |
| 10/10 | NEW YORK GIANTS | P | 2 | -1 | 3 | 0 | 0 | 0 | 0 | 0 | L | 10-34 |
| 10/17 | KANSAS CITY | P | 0 | 0 | 0 | 0 | 0 | 0 | 0 | 0 | W | 35-31 |
| 11/1 | at Indianapolis | | INACTIVE | | | | | | | | L | 17-30 |
| 11/7 | SAN DIEGO | | INACTIVE | | | | | | | | L | 23-29 |
| 11/14 | at Jacksonville | | INACTIVE | | | | | | | | L | 24-31 |
| 11/21 | at New York Jets | | INACTIVE | | | | | | | | L | 27-30 |
| 11/28 | TENNESSEE | P | 0 | 0 | 0 | 0 | 0 | 0 | 0 | 0 | W | 20-0 |
| 12/2 | at Philadelphia | P | 0 | 0 | 0 | 0 | 0 | 0 | 0 | 0 | L | 24-34 |
| 12/13 | BALTIMORE | P | 0 | 0 | 0 | 0 | 0 | 0 | 0 | 0 | L | 28-34 |
| 12/19 | at Tennessee | P | 0 | 0 | 0 | 0 | 0 | 0 | 0 | 0 | L | 17-31 |
| 12/26 | at Denver | P | 0 | 0 | 0 | 0 | 0 | 0 | 0 | 0 | L | 23-24 |
| 1/2/11 | JACKSONVILLE | P | 0 | 0 | 0 | 0 | 0 | 0 | 0 | 0 | W | 34-17 |
| 2010 TOTALS | | | 12-1 | 19 | 93 | 23 | 0 | 3 | 11 | 12 | 0 | |

2011 GAME-BY-GAME STATISTICS (Houston/Miami)

| DATE | OPPONENT | P/S | RUSHING | | | | RECEIVING | | | | W/L | SCORE |
|------|----------------------------|-----|---------|------|----|----|-----------|------|----|----|-----|-------|
| | | | ATT. | YDS. | LG | TD | NO. | YDS. | LG | TD | | |
| 9/11 | INDIANAPOLIS | P | 2 | 12 | 13 | 0 | 1 | 6 | 6 | 0 | W | 34-7 |
| 9/18 | at Miami | P | 1 | 0 | 0 | 0 | 0 | 0 | 0 | 0 | W | 23-13 |
| 9/25 | at New Orleans | P | 4 | 8 | 6 | 0 | 0 | 0 | 0 | 0 | L | 33-40 |
| 10/2 | at San Diego ^{as} | P | 1 | 2 | 2 | 0 | 1 | -2 | -2 | 0 | L | 16-26 |

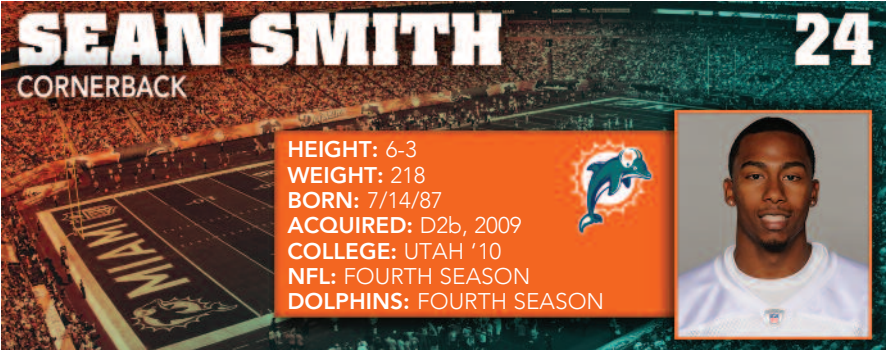
2011 GAME-BY-GAME STATISTICS (Houston/Miami)

| DATE | OPPONENT | P/S | RUSHING | | | | RECEIVING | | | | W/L | SCORE |
|--------------------|---------------------------------|-----|------------|-----------|-----------|-----------|-----------|----------|----------|----------|----------|--------|
| | | | ATT. | YDS. | LG | TD | NO. | YDS. | LG | TD | | |
| 10/17 | at New York Jets ^o | | | INACTIVE | | | | | | | L | 6-24 |
| 10/23 | DENVER ^o | | | INACTIVE | | | | | | | L | 15-18* |
| 10/30 | at New York Giants ^o | P | 5 | 7 | 4 | 1 | 0 | 0 | 0 | 0 | L | 17-20 |
| 11/6 | at Kansas City ^o | | | INACTIVE | | | | | | | W | 31-3 |
| 11/13 | WASHINGTON ^o | | | INACTIVE | | | | | | | W | 20-9 |
| 11/20 | BUFFALO ^o | | | INACTIVE | | | | | | | W | 35-8 |
| 11/24 | at Dallas ^o | | | INACTIVE | | | | | | | L | 19-20 |
| 12/4 | OAKLAND ^o | | | INACTIVE | | | | | | | W | 34-14 |
| 12/11 | PHILADELPHIA ^o | | | INACTIVE | | | | | | | L | 10-26 |
| 12/18 | at Buffalo ^o | | | INACTIVE | | | | | | | W | 30-23 |
| 12/24 | at New England ^o | | | INACTIVE | | | | | | | L | 24-27 |
| 1/1/12 | NEW YORK JETS ^o | P | 11 | 55 | 28 | 0 | 1 | -1 | -1 | 0 | W | 19-17 |
| 2011 TOTALS | | | 6-0 | 24 | 84 | 28 | 1 | 3 | 3 | 6 | 0 | |

* - Overtime

% - with Miami

- Playoff Game





SEAN SMITH

CORNERBACK

24

HEIGHT: 6-3
 WEIGHT: 218
 BORN: 7/14/87
 ACQUIRED: D2b, 2009
 COLLEGE: UTAH '10
 NFL: FOURTH SEASON
 DOLPHINS: FOURTH SEASON

FINS FACT

At six feet three inches, Sean is one of the tallest cornerbacks currently in the NFL. In fact, he is the tallest corner in Dolphins history, edging out the six feet two inch Curtis Johnson, who played with the team from 1970-78. Sean's height served him well on the other side of the ball, where he developed his skills in high school and college. Sean originally enrolled at Utah as a running back before moving to wide receiver and cornerback as a redshirt freshman.

PRO CAREER

CAREER TRANSACTIONS: Originally was the second of two second-round draft choices (61st overall) of the Dolphins in 2009.

2011 - Started all 16 games . . . Recorded 60 tackles, two interceptions which he returned a total of seven yards and eight passes defended . . . Tied for the team lead with six tackles and added one pass defended at Cleveland (9/25) . . . Had five tackles at San Diego (10/2) . . . Registered seven tackles vs. Denver (10/23) . . . Had seven tackles at N.Y. Giants (10/30) . . . Posted two tackles and an interception at Dallas (11/24), picking off a Tony Romo pass without a return . . . Had an interception vs. Philadelphia (12/11), picking off a Michael Vick pass and returning it seven yards.

2010 - Played in 15 games with eight starts . . . Finished with 50 tackles (42 solo), nine passes defended and an interception . . . Did not play in season opener at Buffalo (9/12) . . . Saw first action of 2010 and recorded two tackles at Minnesota (9/19) . . . Had four tackles during home opener vs. N.Y. Jets (9/26) . . . Registered five tackles against New England (10/4) . . . Recorded five tackles vs. Pittsburgh (10/24) . . . Recorded his first career NFL interception at Cincinnati (10/31), when he intercepted a Carson Palmer pass and returned it 18 yards . . . Posted five tackles at Baltimore (11/7) . . . Had six tackles vs. Tennessee (11/14) . . . Recorded five tackles and a season-high four passes defended at N.Y. Jets (12/12).

2009 - Started all 16 games as a rookie . . . Finished with 39 tackles and one fumble recovery . . . Led team with 12 passes defended . . . Made NFL debut in starting role in season opener at Atlanta (9/13) and recorded two tackles and two passes defended . . . Posted two stops vs. Indianapolis (9/21) . . . Had two tackles and two passes defended vs. Buffalo (10/4) . . . Recorded six tackles at N.Y. Jets (11/1) . . . Registered six tackles at New England (11/8) . . . Registered six tackles at Carolina (11/19) . . . Had two tackles vs. New England (12/6) . . . Had two tackles and a fumble recovery at Tennessee (12/20) . . . Recorded three tackles vs. Pittsburgh (1/3/10) . . .

ROOKIE STARTERS: With 16 starts, Smith became the tenth Dolphins defensive player in club history to start every game as a rookie . . . He also made the most starts by any rookie cornerback in Dolphins history . . . Smith became the first Dolphins rookie cornerback to start a regular season game since Travis Daniels on Sept. 25, 2005 vs. Carolina, the third game of his rookie season . . . Smith also was the first Dolphins rookie cornerback to start on opening day since Sept. 7, 1980 when Don McNeal opened the season against Buffalo . . . When Smith and Vontae Davis both started at cornerback on Nov. 1 at N.Y. Jets, it marked the first time in club history two rookies started at both cornerback positions in the same game . . . In addition, another rookie, Chris Clemons, started at safety in that Jets contest, marking the first time in

MOST STARTS BY DOLPHINS ROOKIE CORNERBACKS

| PLAYER | STARTS | YEAR |
|-------------------|--------|------|
| 1. SEAN SMITH | 16 | 2009 |
| 2. Curtis Johnson | 14 | 1970 |
| Travis Daniels | 14 | 2005 |
| 4. Don McNeal | 13 | 1980 |
| 5. Troy Vincent | 11 | 1992 |
| 6. Lloyd Mumphord | 9 | 1969 |
| Vontae Davis | 9 | 2009 |

COLLEGE

team history that rookies started at three of the four secondary position

Three-year letterman and two-year starter at Utah (2006-08) . . . Originally enrolled in school as a running back before moving to wide receiver and cornerback as a redshirt freshman . . . Played in 39 games with 22 starts, posting 80 tackles (43 solo), nine interceptions, 16 passes defended and three tackles for loss during collegiate career . . . Also added seven rushes for 63 yards and one catch for 12 yards . . . Started 12 of the 13 games in which he played as a junior in 2008 . . . Key performer as Utes finished season 13-0 and ranked second in the country as nation's only undefeated team . . . Named as All-American third-team selection . . . Recorded 46 tackles (23 solo), a sack, two tackles for loss and a forced fumble . . . Added five interceptions for 151 yards with a touchdown and nine passes defended . . . Had two interceptions for 56 yards and a score at Wyoming . . . Posted season-high six tackles and added a sack in Sugar Bowl win over Alabama . . . Started ten of the 13 games in which he played as a sophomore in 2007 . . . Recorded 32 tackles (20 solo) . . . Led the team and ranked third in the Mountain West Conference with four interceptions and added seven passes defended . . . Opened season with two interceptions and added three tackles at Oregon State . . . Tied school single-game record with four passes defended against New Mexico . . . Appeared in 13 games as a redshirt freshman in 2006 . . . Was utilized as a slot receiver in the first 11 contests before shifting to defense and appearing as a nickel back in the final two games . . . Gained 63 yards on seven carries (9.0 avg.) and had a 12-yard reception on offense

PERSONAL

and recorded two assisted tackles on defense . . . Redshirted in 2005 . . . Majored in mass communications.

Attended Blair High School in Pasadena, Calif., where he excelled as a running back, receiver and kickoff return specialist . . . Earned all-conference, all-state and All-American honors and captured league Offensive Back of the Year accolades as a senior, the same year . . . Led the team to its best record in ten seasons, as he rushed for more than 1,500 yards, with 18 touchdowns, adding 547 receiving yards and over 400 yards in kickoff returns . . . Also lettered in basketball and track . . . Took part in the Miami Dolphins Touchdown For Life Blood Drive . . . Shopped with a family in need selected by the Cooperative Feeding Program . . . Participated in the Miami Dolphins Foundation Golf Tournament . . . Purchased and distributed meals for the holidays . . . Part of the Dolphins All-Community team in which players purchase game tickets for local charities . . . Played video games with kids with disabilities at Dave & Busters from charities from Miami-Dade, Broward and Palm Beach counties . . . Signed autographs at FinFest . . . Shopped with kids during the Kids and Fins Publix Shopping Spree

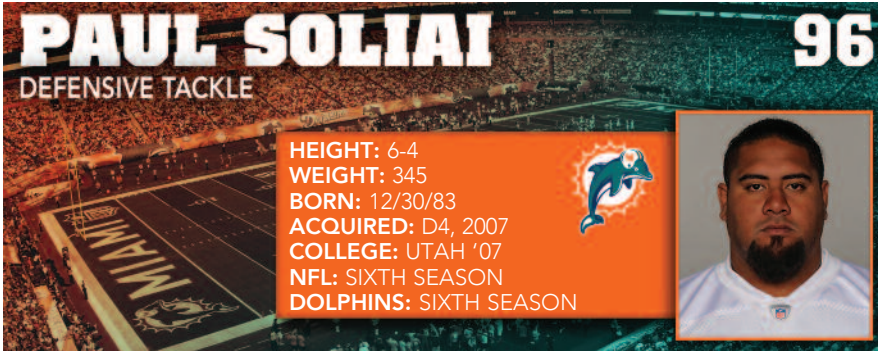
. . . Growing up, his favorite sports team was the Tampa Bay Buccaneers and his favorite athlete was Randy Moss . . . Lists “Family Guy” as favorite television show, the “Harry Potter” series as favorite books and “The Game” as favorite recording artist . . . Enjoys traveling in free time . . . Full name is Sean Smith, born July 14, 1987 in Pasadena, Calif.

SEAN SMITH'S NFL REGULAR SEASON STATISTICS

| YEAR | TEAM | GP | GS | TACKLES | | | | | INTERCEPTIONS | | | | | FUMBLES | | |
|------------|-------|----|----|---------|------|------|-----|-----|---------------|-----|----|----|----|---------|----|-----|
| | | | | TOT | SOLO | ASST | SK | YDS | NO | YDS | LG | TD | PD | FF | FR | YDS |
| 2009 | Miami | 16 | 16 | 39 | 32 | 7 | 0.0 | 0.0 | 0 | 0 | - | 0 | 12 | 0 | 1 | 0 |
| 2010 | Miami | 15 | 8 | 50 | 42 | 8 | 0.0 | 0.0 | 1 | 18 | 18 | 0 | 9 | 0 | 0 | 0 |
| 2011 | Miami | 16 | 16 | 60 | 51 | 9 | 0.0 | 0.0 | 2 | 7 | 7 | 0 | 8 | 0 | 0 | 0 |
| NFL TOTALS | | 47 | 40 | 149 | 125 | 24 | 0.0 | 0.0 | 3 | 25 | 18 | 0 | 29 | 0 | 1 | 0 |

ADDITIONAL STATS

Special Teams Tackles: 1 in 2010.





PAUL SOLIAI

DEFENSIVE TACKLE

96

HEIGHT: 6-4
WEIGHT: 345
BORN: 12/30/83
ACQUIRED: D4, 2007
COLLEGE: UTAH '07
NFL: SIXTH SEASON
DOLPHINS: SIXTH SEASON

FINS FACT

Paul started the Paul Soliai Foundation in 2011 with the mission to provide undeserved and/or underprivileged Pacific Island students the framework and stage to achieve excellence through arts and education. The Paul Soliai Foundation is not only committed to helping Pacific Island students get into universities, but also to ensure that they are prepared to stay and succeed in school.

PRO CAREER

CAREER PRO BOWL SELECTIONS: 1 (2011)

CAREER TRANSACTIONS: Was a fourth-round draft choice (108th overall) of the Dolphins in 2007.

2011 - Played in 16 games with 12 starts . . . Earned first career Pro Bowl selection . . . Recorded 27 tackles, including 4.5 tackles for an eight yard loss and two passes defended . . . Had three solo tackles vs. Houston (9/18) . . . Recorded three solo tackles at N.Y. Jets (10/17) . . . Registered season-high five tackles vs. Denver (10/23) including 1.5 tackles for a 2.5-yard loss . . . Posted two tackles at Kansas City (11/6) . . . Recorded three tackles including one tackle for two yard loss at Dallas (11/24) . . . Recorded two solo tackles at New England (12/24) . . . Had two solo tackles including one tackle for one yard loss at N.Y. Jets (1/1/12) .

2010 - Played in all 16 games with 14 starts . . . Finished with 39 tackles (33 solo), two sacks, two passes defended and a fumble recovery . . . Registered first start of the 2010 season and had two tackles at Minnesota (9/19) . . . Recorded three tackles in the home opener vs. N.Y. Jets (9/26) . . . Posted three tackles including his first career NFL sack at Baltimore (11/7), a 10-yard sack of quarterback Joe Flacco . . . Had three tackles for the second consecutive week vs. Tennessee (11/14) . . . Recorded four tackles vs. Cleveland (12/5) . . . Registered three tackles along with a sack of quarterback Mark Sanchez at N.Y. Jets (12/12) . . . Posted three tackles vs. Buffalo (12/19) . . . Recorded four tackles vs. Detroit (12/26) . . . Had season-high six tackles along with a fumble recovery in season finale at New England (1/2/11).

2009 - Played in 14 games with five starts . . . Was inactive for two contests due to an ankle injury . . . Finished with 25 tackles and added a forced fumble and a pass defended . . . Had three tackles at San Diego (9/27) . . . Made first career start and posted a career-high six tackles at New York Jets (11/1) . . . Recorded four tackles at Jacksonville (12/13).

2008 - Played in 14 games, all in a reserve role . . . Had three tackles on the season . . . Was inactive vs. Baltimore (10/19) and at St. Louis (11/30) after being suspended both games for a violation of team regulations . . . Played in a reserve role in AFC Wild Card game vs. Baltimore (1/4/09) and had one tackle and a forced fumble.

2007 - Played in eight games, all in a reserve role, as a rookie . . . Dressed but did not play in four games and was inactive for four contests . . . Registered three tackles on the year . . . Did not see action over the final four contests, the last three of which he was inactive.

COLLEGE Was a two-year letterman at Utah (2005-06) . . . Played in 24 games with 12 starts and collected 40 tackles, five stops for loss, 3.5 sacks, four passes defended, a forced fumble and a fumble recovery . . . Opened all 12 contests in which he appeared at nose tackle as a senior when he recorded 35 tackles, 3.5 stops for loss, 2.5 sacks, four passes defended, a forced fumble and a fumble recovery . . . Also blocked a PAT . . . Was a second-team All-Mountain West Conference selection . . . Redshirted in 2004 after transferring following a two-year stint at Coffeyville (Kan.) Community College (2002-03) where he played offensive guard . . . Earned JUCO All-America honors in his final season and was a two-time All-Jayhawk Community College Conference pick . . . Majored in sociology.

PERSONAL Married (Letasha) . . . Attended Nu'uuli Poly-Tech in Pago Pago, American Samoa . . . Lettered in football, basketball, soccer and volleyball . . . In football, played linebacker and served as team captain . . . Participated in the Miami Dolphins Foundation's Kids Fishing Clinic . . . Took part in the team's Thanksgiving Meal and Holiday toy giveaways . . . Visited a Kids In Distress foster home . . . Worked with disabled individuals as part of Hometown Huddle . . . Participated in the Miami Dolphins Touchdown For Life Blood Drive . . . Handed out backpacks to South Florida youth as part of the Kids and Fins Back to School Kickoff event . . . Donated money to help purchase toys and meals for the holidays . . . Part of the All-Community Team in which he donates a block of tickets for every home game to various charities . . . Is one of eight children of Florence Levao, who played softball at San Francisco State . . . Stepfather is the Reverend Foto Levao . . . Full name is Paul Fuapapa Soliai, born December 30, 1983 in Orange County, Calif.

PAUL SOLIAI'S NFL REGULAR SEASON STATISTICS

| YEAR | TEAM | GP GS | | TACKLES | | | | | INTERCEPTIONS | | | | | FUMBLES | | |
|-------------------|-------|-----------|-----------|-----------|-----------|-----------|------------|-------------|---------------|----------|----------|----------|----------|----------|----------|----------|
| | | | | TOT | SOLO | ASST | SK | YDS | NO | YDS | LG | TD | PD | FF | FR | YDS |
| 2007 | Miami | 8 | 0 | 4 | 4 | 0 | 0.0 | 0.0 | 0 | 0 | - | 0 | 0 | 0 | 0 | 0 |
| 2008 | Miami | 14 | 0 | 3 | 3 | 0 | 0.0 | 0.0 | 0 | 0 | - | 0 | 0 | 0 | 0 | 0 |
| 2009 | Miami | 14 | 5 | 25 | 22 | 3 | 0.0 | 0.0 | 0 | 0 | - | 0 | 1 | 1 | 0 | 0 |
| 2010 | Miami | 16 | 14 | 39 | 33 | 6 | 2.0 | 10.0 | 0 | 0 | - | 0 | 2 | 0 | 1 | 0 |
| 2011 | Miami | 16 | 12 | 27 | 19 | 8 | 0.0 | 0.0 | 0 | 0 | - | 0 | 2 | 0 | 0 | 0 |
| NFL TOTALS | | 68 | 31 | 98 | 81 | 17 | 2.0 | 10.0 | 0 | 0 | - | 0 | 5 | 1 | 1 | 0 |

PAUL SOLIAI'S NFL PLAYOFF STATISTICS

| YEAR | TEAM | GP GS | | TACKLES | | | | | INTERCEPTIONS | | | | | FUMBLES | | |
|------|-------|-------|---|---------|------|------|-----|-----|---------------|-----|----|----|----|---------|----|-----|
| | | | | TOT | SOLO | ASST | SK | YDS | NO | YDS | LG | TD | PD | FF | FR | YDS |
| 2008 | Miami | 1 | 0 | 1 | 1 | 0 | 0.0 | 0.0 | 0 | 0 | - | 0 | 0 | 1 | 0 | 0 |



FINS FACT

While at Ohio State, Austin was considered to be one of the hardest working members of the team. He believes that his work ethic came from the values he was raised with from his family. "It came from my parents and especially my grandpa (Kenny Spittler)," Austin said. "The best way to put it is they never let me do anything the easy way. They always wanted me to work for what I got. I was always an outdoors person, and my grandpa taught me how to build things. I never really got into video games and all that. I really just enjoyed the outdoors and working with my grandpa, and we always had a project."

PRO CAREER

CAREER TRANSACTIONS: Signed off the Dolphins' practice squad on October 4, 2010 . . . Waived by the Dolphins following training camp on September 4, 2010 and re-signed to practice squad on September 6 . . . Originally was the second seventh round draft choice (252nd overall) of the Dolphins in 2010.

2011 - Played in all 16 games . . . Recorded one tackle on defense and ten special teams tackles . . . Recorded one solo tackle while recording a season-high two special teams solo tackles vs. Buffalo (12/18) . . . Tied a season-high two special teams tackles at New England (12/24) . . . Posted one special teams solo tackle and recovered a fumble by the Jets' Garrett McIntyre on a Miami kickoff at N.Y. Jets (1/1/12) . . . It was the first special teams fumble recovery of his career.

2010 - Played in 12 games . . . Was inactive for one game . . . Finished with four special teams tackles . . . Opened season on team's practice squad . . . Signed to 53-man roster on October 4 . . . Made NFL and Dolphins debut vs. New England (10/4) . . . Was inactive at Green Bay (10/17) . . . Had special teams tackles vs. Pittsburgh (10/24), at Cincinnati (10/31) vs. Tennessee (11/14) and at N.Y. Jets (12/12).

COLLEGE

Started in all 13 games for the Buckeyes as a senior in 2009 . . . Recorded 38 tackles (14 solo), five tackles for loss, one sack and an interception . . . Added a pass defended . . . Played in ten games as a junior in 2008 . . . Recorded 11 tackles (five solo) and shared a stop for loss . . . Suffered sprained knee against Troy and missed three games . . . Returned to play at Michigan State and recovered a fumbled Buckeye punt return . . . Played in all 13 games as a sophomore in 2007 . . . Started on four special teams units . . . Recorded 26 tackles (13 solo), 2.5 stops for loss and a sack . . . Earned Big Ten All-Academic honors . . . Posted seven tackles and a sack against Youngstown State . . . Named special units player of week against Wisconsin . . . Played in all 13 games as a redshirt freshman in 2006 . . . Saw the majority of his time on special teams . . . Recorded seven tackles (three solo) . . . Posted three tackles against Michigan State . . . Played with the scout team as a freshman in 2005 . . . Holds degree in strategic communications.

PERSONAL

Attended Bellbrook (Ohio) High School . . . Played three years of basketball and started as a junior, then concentrated on football . . . Was an honor student . . . Named first-team all-conference as a senior and junior and was named conference linebacker of the year both years . . . Posted 132 tackles, including 11 tackles for loss and seven sacks as a senior . . . Also had a pair of interceptions . . . Recorded 120 tackles as a junior . . . Spoke at the Broward County Juvenile Detention Center . . . Participated in the Miami Dolphins Foundation Fishing and Golf Tournaments, the Touchdown

for Life Blood Drive and the Kids and Fins Publix Shopping Spree . . . Purchased and distributed toys and meals for the holidays . . . Visited Jackson Children's Hospital during the holidays . . . Growing up, he was a fan of the Cincinnati Bengals and his favorite athlete was Barry Sanders . . . Lists "Caddyshack" as favorite movie, "Survivorman" as favorite television show and Garth Brooks as favorite recording artist . . . Born October 26, 1986, in Dayton, Ohio.

AUSTIN SPITLER'S NFL REGULAR SEASON STATISTICS

| YEAR | TEAM | TACKLES | | | | | | | INTERCEPTIONS | | | | | FUMBLES | | |
|-------------------|-------|-----------|----------|----------|----------|----------|------------|------------|---------------|----------|----------|----------|----------|----------|----------|----------|
| | | GP | GS | TOT | SOLO | ASST | SK | YDS | NO | YDS | LG | TD | PD | FF | FR | YDS |
| 2010 | Miami | 12 | 0 | 0 | 0 | 0 | 0.0 | 0.0 | 0 | 0 | - | 0 | 0 | 0 | 0 | 0 |
| 2011 | Miami | 16 | 0 | 1 | 1 | 0 | 0.0 | 0.0 | 0 | 0 | - | 0 | 0 | 0 | 0 | 0 |
| NFL TOTALS | | 28 | 0 | 1 | 1 | 0 | 0.0 | 0.0 | 0 | 0 | - | 0 | 0 | 0 | 0 | 0 |

ADDITIONAL STATS

Special Teams Tackles: 4 in 2010, 10 in 2011 for total of 14.



RANDY STARKS

DEFENSIVE END

94

HEIGHT: 6-3
 WEIGHT: 305
 BORN: 12/14/83
 ACQUIRED: UFA, 2008 (TENN.)
 COLLEGE: MARYLAND '05
 NFL: NINTH SEASON
 DOLPHINS: FIFTH SEASON




FINS FACT

Randy chose to attend the University of Maryland over Penn State because he thought that going to Maryland would improve the chances that his father, Randolph, Sr., and his mother, Beverly, would be able to attend all of his games. In his three years with the Terps, they did not miss a single game he played. During his first two seasons, they drove to most of his road games, sometimes leaving on Thursdays to make it in time to see their only son play. In his final season, they flew to all of the Terps' road games. In Starks' first four NFL seasons, his parents did not miss a Titans home game.

PRO CAREER

CAREER PRO BOWL SELECTIONS: 1 (2010)

CAREER TRANSACTIONS: Signed a five-year contract as an unrestricted free agent from Tennessee on March 1, 2008 . . . Originally was the first of two third-round draft choices of the Titans (71st overall) in 2004, with a selection obtained from Houston in a draft-day trade.

2011 - Played in 16 games with 15 starts . . . Recorded 34 tackles, two interceptions he returned a total of 21 yards and 4.5 sacks for 23.5 yards in losses . . . Finished with six stops vs. Houston (9/18) . . . Had two tackles including one sack vs. Denver (10/23), tackling Broncos quarterback Tim Tebow for a three-yard loss . . . Posted three tackles at N.Y. Giants (10/30), including a half-sack for 2.5 yards in losses, sharing a five-yard sack of Giants quarterback Eli Manning with Tony McDaniel . . . Registered one tackle at Buffalo (11/20), a five-yard sack of Bills quarterback Ryan Fitzpatrick . . . Had two tackles at New England (12/24), including a ten-yard sack of Patriots quarterback Tom Brady . . . Registered two tackles vs. N.Y. Jets (1/1/12), including a three-yard sack of Jets quarterback Mark Sanchez . . . Also intercepted Sanchez twice in that contest for a total of 21 return yards . . . It marked the first time in Dolphins history that a Miami defensive lineman recorded two interceptions in a contest . . . Along with his sack, it was the second time in 2011 that a Dolphin notched a sack and an interception in the same contest; the other was Karlos Dansby vs. Washington (11/13).

2010 - Started all 16 games, 15 at right end and one at nose tackle . . . Named to the AFC Pro Bowl squad for the first time in his career . . . Became first Dolphins interior defensive lineman

to be named to the Pro Bowl since Tim Bowens in 2002 . . . Finished with 30 tackles (26 solo), three passes defended and one fumble recovery . . . Tied for third on the team with three sacks for 20 yards in losses . . . Opened season at nose tackle and had one tackle at Buffalo (9/12) . . . Shifted to right end and had two tackles and sacked Brett Favre for a nine-yard loss at Minnesota (9/19) . . . Recorded three tackles and a sack at Green Bay (10/17) . . . Posted two tackles vs. Tennessee (11/14) and also recovered a fumble by Titans quarterback Vince Young on the Titans' 13-yard line after a sack by Jeremiah Bell . . . Posted three tackles at N.Y. Jets (12/12) . . . Registered one tackle for his third sack of season vs. Detroit (12/26), pulling Shaun Hill down for a six-yard stop . . . Closed out the season with two tackles at New England (1/2/11).

2009 - Started all 16 games at right end . . . Posted 56 tackles (42 solo) including a career-high seven sacks which accounted for 36.5 yards in losses . . . Registered two tackles, including one sack, vs. Buffalo (10/4) . . . Had four tackles, including one sack vs. N.Y. Jets (10/12), tackling Jets quarterback Mark Sanchez for a one-yard loss . . . Posted season-high seven tackles and a half-sack for two yards in losses vs. New Orleans (10/25) . . . Matched season high with seven stops and one sack at N.Y. Jets (11/1) . . . The sack of Sanchez came on a third-and-six on the Dolphins' eight-yard line with 1:42 left in the contest for a seven-yard loss to help preserve Miami's 30-25 win . . . Recorded fifth straight game with at least a half-sack, with one sack, while also recording two tackles, at New England (11/8) . . . Registered five tackles, including one sack, at Carolina (11/19), tackling Panthers quarterback Jake Delhomme for a seven-yard loss . . . Posted five tackles plus a half-sack at Buffalo (11/29) . . . Had four tackles at Jacksonville (12/13) highlighted by a key stop on fourth-and-three at the Dolphins' 46-yard line with 1:26 left in the game, tackling Jaguars quarterback David Garrard for a four-yard loss on a QB draw to preserve the Dolphins' 14-10 win . . . Registered four tackles, including one sack, in the season finale vs. Pittsburgh (1/3/10), tackling Steelers quarterback Ben Roethlisberger for a ten-yard loss.

2008 - Played in all 16 games with four starts in his first season in Miami . . . Totaled 29 tackles, one interception he returned for eight yards and three sacks for 12.5 yards in losses . . . Had four tackles and one sack at Arizona (9/14), tackling Cardinals' quarterback Kurt Warner for a seven-yard loss . . . Had two tackles and first career interception at New England (9/21), picking off a Matt Cassel pass and returning it eight yards . . . Had five tackles vs. Baltimore (10/19) . . . Notched a half-sack vs. Seattle (11/9), combining with Vonnie Holliday to tackle Seahawks quarterback Seneca Wallace for a two-yard loss . . . Recorded two tackles, including a half-sack for a 4.5-yard loss at Buffalo (12/7), combining with Reggie Torbor on a nine-yard sack of Bills quarterback J.P. Losman . . . Tallied one sack at Kansas City (12/21), tackling Chiefs quarterback Tyler Thigpen for no gain . . . Was inactive for AFC Wildcard playoff game vs. Baltimore (1/4/09).

2007 - Played in 14 games with four starts for the Titans . . . Was inactive for two games . . . Totaled 39 tackles and a fumble recovery . . . In Monday night game at New Orleans (9/24), recovered a Drew Brees fumble at the Titans' 49 in the fourth quarter that was forced by Travis LaBoy . . . The turnover resulted in a Tennessee touchdown 10 plays later, giving them a 24-14 lead as they went on for a 31-14 win . . . Notched a career-high 10 tackles vs. Jacksonville (11/11) as he tied for the team lead that day . . . Saw action as a reserve in First-Round playoff game at San Diego (1/6/07) . . . Recorded two tackles.

2006 - Appeared in all 16 games including eight starts . . . Collected 56 tackles, three sacks and two fumble recoveries . . . Posted a season-high six tackles in opener vs. N.Y. Jets (9/10) . . . In addition, recovered a Chad Pennington fumble at the Jets' 1 in the fourth quarter that led to a touchdown on the next play from scrimmage, and along with the two-point conversion tied the game at 16 apiece . . . Matched that tackle total the following week at San Diego (9/17) . . . In game at Philadelphia (11/19) recovered a Jeff Garcia fumble and returned it 26 yards before lateraling to Keith Bulluck, who went the final 16 yards for a touchdown in the Titans' 31-16 victory . . . Registered first full sack of the season at Houston (12/10), his first of 2.5 sacks over a three-week span.

2005 - Started all 16 games for the Titans . . . Accounted for 78 tackles and three sacks . . . Had eight tackles and a half sack vs. Baltimore (9/18) as the Titans held the Ravens to just 14 yards rushing on 13 attempts in a 25-10 win . . . First full sack of the season came the following week at St. Louis (9/25) . . . Matched his season-high total for tackles with eight in a 13-10 victory over Houston (12/11) as the Titans limited the Texans to 234 yards of total offense . . . In Christmas Eve game at Miami (12/24), registered seven tackles and 1.5 sacks, the second time in his career he accounted for more than one sack in a game.

2004 - Played in 14 games with eight starts as a rookie . . . Was inactive for two contests . . . Totaled 53 tackles, 4.5 sacks, a forced fumble, two fumble recoveries and a pass defended . . . Also blocked a field goal on special teams . . . Sack total led all NFL rookie defensive tackles while the figure ranked second overall among AFC rookies, trailing only Kansas City DE Jared Allen (9.0) . . . The total also was good for fourth on the team . . . Made NFL debut, in a reserve role, in opener at Miami (9/11) when he was credited with three tackles, including a 7-yard sack of A.J. Feeley in the Titans' 17-7 win as they held the Dolphins to 263 yards of total offense . . . Was then inactive for each of the next two games . . . Made first start of NFL career vs. Cincinnati (10/31) when he tallied five tackles and a half-sack in the Titans' 27-20 victory as they held the Bengals to 274 yards of total offense . . . Had five tackles, a sack and a forced fumble vs. Chicago (11/14) . . . Accounted for six tackles, including a career-high two sacks, at Houston (11/28) when he dropped David Carr twice for 16 yards . . . In addition, blocked a Kris Brown 41-yard field goal attempt as time expired in the first half . . . The following week at Indianapolis (12/5), established a season high with seven tackles, while also recovering a Peyton Manning fumble . . . Matched that season-high tackle total the week afterwards vs. Kansas City (12/13) when he also recovered a Trent Green fumble at the Chiefs' 17 in the fourth quarter which led to a Titans field goal four plays later.

COLLEGE

Was a three-year letterman at Maryland (2001-03) who played in 38 games with 28 starts in his career for the Terps . . . Amassed 201 tackles, 17.5 sacks and 34 stops for loss during that time . . . Also forced three fumbles, recovered two fumbles and knocked down nine passes . . . Was a first-team All-Atlantic Coast Conference pick in his final season of 2003 when he started every game and posted 73 tackles, 14.5 stops for loss and 7.5 sacks . . . Also opened every contest as a sophomore in '02 when he tallied 93 tackles, 12.5 stops for loss and 6.5 sacks as he was a second-team All-ACC selection . . . Left school with one year of eligibility still remaining . . . Majored in family studies.

PERSONAL

Has a son, Trey . . . Attended Westlake High School in Waldorf, Md . . . Played both offensive and defensive tackle, and was regarded as one of the top lineman coming out of high school his senior year . . . Earned three letters in basketball and finished his prep career with 1,011 points and 682 rebounds . . . Was named Southern Maryland's Basketball Player of the Year by Washington Post as a senior, helping the team to finish with a 23-3 record as they played in the state championship game . . . Also was the leading scorer and rebounder in Southern Maryland as junior . . . Spent most of the first five years of his life in Germany . . . His father, Randolph, served more than 20 years in the U.S. Army and was stationed in Germany before being re-deployed to Ft. Belvoir, Va. . . Would like to teach in elementary school after football career . . . In April 2007, hosted his first football camp at Suitland (Md.) High School, which is not far from the University of Maryland and his home of Waldorf . . . Shopped with children in need from local schools as part of the Kids and Fins Publix Shopping Spree . . . Participated in the Touchdown For Life Blood Drive . . . Donated money to help purchase toys and meals for the holidays . . . Participated in the Miami Dolphins Foundation Fishing and Golf Tournaments. Part of the defensive line which participated in the All-Community Team in which they donated a block of tickets for every home game to various charities . . . Lists "Friday After Next" as favorite movie, "Martin" as favorite television show, "The Diplomats" as favorite recording artist, Denzel Washington as favorite actor and his mother's meatloaf as favorite food . . . Full name is Randolph Starks, Jr., born on December 14, 1983 in Petersburg, Va.

RANDY STARKS' NFL REGULAR SEASON STATISTICS

| YEAR | TEAM | GP | GS | TACKLES | | | | | INTERCEPTIONS | | | | | FUMBLES | | |
|---------------------|-----------|------------|-----------|------------|------------|------------|-------------|--------------|---------------|-----------|-----------|----------|-----------|----------|----------|-----------|
| | | | | TOT | SOLO | ASST | SK | YDS | NO | YDS | LG | TD | PD | FF | FR | YDS |
| 2004 | Tennessee | 14 | 8 | 53 | 28 | 25 | 4.5 | 36.0 | 0 | 0 | - | 0 | 1 | 1 | 2 | 0 |
| 2005 | Tennessee | 16 | 16 | 78 | 40 | 38 | 3.0 | 24.0 | 0 | 0 | - | 0 | 0 | 0 | 0 | 0 |
| 2006 | Tennessee | 16 | 8 | 56 | 36 | 20 | 3.0 | 19.0 | 0 | 0 | - | 0 | 0 | 0 | 2 | 26 |
| 2007 | Tennessee | 14 | 4 | 39 | 21 | 18 | 0.0 | 0.0 | 0 | 0 | - | 0 | 0 | 0 | 1 | 0 |
| 2008 | Miami | 16 | 4 | 29 | 22 | 7 | 3.0 | 12.5 | 1 | 8 | 8 | 0 | 3 | 0 | 0 | 0 |
| 2009 | Miami | 16 | 16 | 56 | 42 | 14 | 7.0 | 36.5 | 0 | 0 | - | 0 | 0 | 0 | 1 | 0 |
| 2010 | Miami | 16 | 16 | 30 | 26 | 4 | 3.0 | 20.0 | 0 | 0 | - | 0 | 3 | 0 | 1 | 0 |
| 2011 | Miami | 16 | 15 | 34 | 29 | 5 | 4.5 | 23.5 | 2 | 21 | 18 | 0 | 4 | 0 | 0 | 0 |
| NFL TOTALS | | 124 | 87 | 375 | 244 | 131 | 28.0 | 171.5 | 3 | 29 | 18 | 0 | 11 | 1 | 7 | 26 |
| MIAMI TOTALS | | 64 | 51 | 149 | 119 | 30 | 17.5 | 92.5 | 3 | 29 | 18 | 0 | 10 | 0 | 2 | 0 |

RANDY STARKS' NFL PLAYOFF STATISTICS


| YEAR | TEAM | GP | GS | TACKLES | | | | | INTERCEPTIONS | | | | | FUMBLES | | |
|------|-----------|----|----|----------|------|------|-----|-----|---------------|-----|----|----|----|---------|----|-----|
| | | | | TOT | SOLO | ASST | SK | YDS | NO | YDS | LG | TD | PD | FF | FR | YDS |
| 2007 | Tennessee | 1 | 0 | 2 | 1 | 1 | 0.0 | 0.0 | 0 | 0 | — | 0 | 0 | 0 | 0 | 0 |
| 2008 | Miami | | | INACTIVE | | | | | | | | | | | | |

ADDITIONAL STATS

Blocked Kicks: 1 FG in 2004

SINGLE-GAME HIGHS

Tackles: 10 vs. Jacksonville, 11/11/07
Interceptions: 2 vs. New York Jets, 1/1/12
Sacks: 2 at Houston, 11/28/04
 1.5 at Miami, 12/24/05




DANIEL THOMAS

33

RUNNING BACK

HEIGHT: 6-1
WEIGHT: 233
BORN: 10/29/87
ACQUIRED: D2, 2011
COLLEGE: KANSAS STATE '11
NFL: SECOND SEASON
DOLPHINS: SECOND SEASON

FINS FACT

Daniel's journey to the NFL is a story of persistence, spanning hundreds of miles and no less than three junior colleges. After starring at Hilliard (Fla.) High School, he was recruited by Kansas State, Florida and Mississippi, among others, but that's where schoolwork got in the way. Failing to qualify, Daniel attended Northwest Mississippi Community College. Over the next two years, Daniel played option quarterback, earning junior college All-America honors. He did just enough to receive a degree, but not enough to satisfy NCAA requirements. He then took on another year of junior college, this time in Kansas with no football, just studying. He finished his required courses - even took a summer class at Manhattan Christian College, across from Kansas State - and qualified. "The door was closing," Thomas said. "I had to buckle down. It was a very long trip. I could write a movie or a book about it."

PRO CAREER

CAREER TRANSACTIONS: Originally drafted by Miami in the second round (62nd overall) of the 2011 NFL Draft.

2011 - Played in 13 games with two starts . . . Was inactive three games with a hamstring injury . . . Recoded 165 carries for 581 rushing yards . . . Added 12 catches for 72 yards and one touchdown . . . Ranked first in the AFC and third in the NFL in rushing among rookie running backs . . . Made his NFL debut in a reserve role vs. Houston (9/18) and led the Dolphins in rushing with 18 carries for 107 yards and added one catch for ten yards . . . It marked the first time a Dolphin rushed for 100 or more yards since Ricky Williams had 103 yards at Jacksonville (12/13/09) . . . In addition, Thomas' 107 yards rushing in his first game in the NFL was the second-highest single-game rushing total for a Dolphin in his first career NFL game . . . Led the Dolphins in rushing at Cleveland (9/25) with 23 carries for 95 yards and added three catches for 27 yards and one touchdown, coming on a 10-yard TD pass from Chad Henne . . . Recorded 19 carries for 53 yards vs. Denver (10/23) . . . Made his first NFL start (joining Reggie Bush in the backfield) and had 17 carries for 42 yards vs. Washington (11/13) . . . Led the Dolphins in rushing with 15 carries for 50 yards vs. Buffalo (11/20) . . . Had 13 carries for 73 yards including a 21-yard run vs. Oakland (12/4) . . . Posted 11 carries for 42 yards including a 28-yard run at Buffalo (12/18) . . . Suffered a knee injury at New England

(12/24) in the first half that sidelined him the remainder of the game . . . Started in place of the injured Reggie Bush vs. N.Y. Jets (1/1/12) and had 12 carries for 28 yards and added two catches for 12 yards . . .

100-YARD GAMES: Had one 100-yard rushing game in 2011 with 107 yards rushing vs. Houston (9/18) . . . It marked the first time a Dolphin rushed for 100 or more yards since Ricky Williams had 103 yards at Jacksonville(12/13/09) . . .

ROOKIE DEBUT: When Thomas rushed for 107 yards vs. Houston (9/18) in his NFL debut, it was the second highest single-game rushing total for a Dolphin in his first career NFL game:

MOST RUSHING YARDS BY A DOLPHIN IN FIRST NFL GAME

| PLAYER | OPPONENT | DATE | ATT | YARDS | AVG | TD |
|-------------------------|----------------|----------------|-----------|------------|------------|----------|
| 1. Karim Abdul-Jabbar | New England | 9/1/96 | 26 | 115 | 4.4 | 1 |
| 2. DANIEL THOMAS | HOUSTON | 9/18/11 | 18 | 107 | 5.9 | 0 |
| 3. Ronnie Brown | Denver | 9/11/05 | 22 | 57 | 2.6 | 0 |
| 4. Cecil Collins | Arizona | 9/19/99 | 15 | 45 | 3.0 | 0 |
| 5. Sammie Smith | at New England | 9/17/89 | 7 | 40 | 5.7 | 0 |

With his 95 yards rushing coupled with his 107 rushing yards in his previous game vs. Houston, his total of 202 yards rushing in both games is the third highest rushing total by a Dolphins rookie in two consecutive games and the most in his first two career games:

MOST RUSHING YARDS IN CONSECUTIVE GAMES BY A DOLPHINS ROOKIE

| PLAYER | OPPONENT | DATES | YARDS |
|----------------------|---------------------|-----------------------|------------|
| Ronnie Brown | vs. New England | Sept. 25, 2005 | 132 |
| | at Buffalo | Oct. 9, 2005 | 97 |
| TOTALS: | | | 229 |
| Karim Abdul-Jabbar | vs. Buffalo | Dec. 16, 1996 | 76 |
| | at New York Jets | Dec. 22, 1996 | 152 |
| TOTALS: | | | 228 |
| DANIEL THOMAS | VS. HOUSTON | SEPT. 18, 2011 | 107 |
| | AT CLEVELAND | SEPT. 25, 2011 | 95 |
| TOTALS: | | | 202 |

COLLEGE

Played in 25 career games with 24 starts in two years (2009-10) at Kansas State . . . Also attended Northwest Mississippi Community College (2006-07) . . . Finished Kansas State with career totals of 545 carries for 2,850 yards (5.2 avg.) with 30 touchdowns . . . Also caught 52 passes for 428 yards (8.2 avg.), returned one kickoff 25 yards and recorded three solo tackles for the Wildcats . . . Completed seven of 12 pass attempts for 155 yards with two touchdowns and one interception . . . Overall, left school ranked second in career 100-yard rushing games (12) and rushing yards (2,580), third in rushing attempts, fourth in rushing touchdowns (30) and fifth in all purpose yards (3,303) . . . Played in all 13 games with 12 starts as a senior in 2010 . . . Finished season with 298 carries for 1,585 yards (5.3 avg.) and 19 touchdowns . . . Ranked eighth nationally with an average of 121 rushing yards per game . . . Ran for more than 100 yards seven times, including a pair of 200-yard rushing performances . . . Added 27 catches for 171 yards (6.3 avg.) . . . Completed 4-of-8 passes for 105 yards, one touchdown and an interception . . . Named as a first-team All-Big Twelve Conference selection . . . Was a semifinalist for the Doak Walker Award, given to the nation's top running back . . . Opened season with 28 carries for 235 yards and two touchdowns vs. UCLA . . . Rushed for 113 yards and three scores and threw a 61-yard touchdown pass at Baylor . . . Carried 36 times for 269 yards and a pair of touchdowns vs. North Texas . . . Started 12 games as a junior in 2009 . . . Finished season with 247 carries for 1,265 yards (5.1 avg.) and 11 touchdowns . . . Was the Big 12's leader in rushing yards, attempts and yards per game . . . Added 25 catches for 257 yards . . . Earned Big 12 Offensive Newcomer of the Year honors, while also being named first-team All-Big 12 . . . Tallied 104 yards against UMass and 136 at Louisiana, becoming the first K-State back since 1966 to record 100-yard games in the first two games of their career . . . Rushed 24 times for 185 yards vs. Kansas . . . Scored four rushing touchdowns vs. Texas A&M . . . Did

not play football in 2008 . . . Started 11 of 17 games at Northwest Mississippi Community College . . . Completed 31 of 67 passes for 578 yards, four touchdowns and three interceptions . . . Also rushed 172 times for 956 yards and nine touchdowns . . . Was a JUCO All-American at Northwest Mississippi Community College in 2007 . . . Accounted for 618 yards and six touchdowns . . . Also threw for 450 yards and two scores . . . Rushed for 562 yards and seven touchdowns as a freshman in 2006 . . . Helped lead Northwest to a division championship . . . Majored in general studies at Kansas State.

PERSONAL Attended Hilliard (Fla.) Middle-Senior High School . . . Earned Class 1A All-District IV, All-Coast Team, All-State and squad Most Valuable Player honors on the gridiron, competing as a quarterback, safety and linebacker as a senior and as a split end during his junior campaign . . . Gained 1,100 rushing yards with 11 touchdowns on the ground, as the quarterback threw for 936 yards and 11 more scores as a senior . . . Rushed for 178 yards and a touchdown and also had 34 receptions for 596 yards and four touchdowns as a junior . . . Also chipped in 57 tackles and one interception . . . Received all-county recognition in basketball while averaging 17.3 points and 6.2 rebounds per game . . . Participated in the Miami Dolphins Foundation's Captains' Party as part of FinsWeekend . . . Signed autographs at FinFest . . . Born October 29, 1987 in Hilliard, Fla.

DANIEL THOMAS' NFL REGULAR SEASON STATISTICS

| YEAR | TEAM | GP | GS | RUSHING | | | | | RECEIVING | | | | |
|------|-------|----|----|---------|------|------|----|----|-----------|------|------|----|----|
| | | | | ATT. | YDS. | AVG. | LG | TD | NO. | YDS. | AVG. | LG | TD |
| 2011 | Miami | 13 | 2 | 165 | 581 | 3.5 | 28 | 0 | 12 | 72 | 6.0 | 12 | 1 |

SINGLE-GAME HIGHS

Rushing Yards: 107 vs. Houston, 9/18/11
95 at Cleveland, 9/25/11
73 vs. Oakland, 12/4/11

Rushing Attempts: 23 at Cleveland, 9/25/11
19 vs. Denver, 10/23/11
18 vs. Houston, 9/18/11

Longest Runs: 28 at Buffalo, 12/18/11
21 vs. Oakland, 12/4/11
15 at N.Y. Jets, 10/17/11

Receptions: 3 at Cleveland, 9/25/11

Receiving Yards: 27 at Cleveland, 9/25/11

Longest Reception: 12 at N.Y. Jets, 10/17/11

Receiving TDs: 1 at Cleveland, 9/25/11

2011 GAME-BY-GAME STATISTICS

| | | | RUSHING | | | | RECEIVING | | | | | |
|-------------|--------------------|-----|----------|------|-----|----|-----------|------|-----|----|-----|--------|
| DATE | OPPONENT | P/S | ATT. | YDS. | LG | TD | NO. | YDS. | LG | TD | W/L | SCORE |
| 9/12 | NEW ENGLAND | | INACTIVE | | | | | | | | L | 24-38 |
| 9/18 | HOUSTON | P | 18 | 107 | 14 | 0 | 1 | 10 | 10 | 0 | L | 13-23 |
| 9/25 | at Cleveland | P | 23 | 95 | 9 | 0 | 3 | 27 | 10t | 1 | L | 16-17 |
| 10/2 | at San Diego | | INACTIVE | | | | | | | | L | 16-26 |
| 10/17 | at New York Jets | P | 15 | 47 | 15 | 0 | 1 | 12 | 12 | 0 | L | 6-24 |
| 10/23 | DENVER | P | 19 | 53 | 14 | 0 | 2 | 0 | 5 | 0 | L | 15-18* |
| 10/30 | at New York Giants | | INACTIVE | | | | | | | | L | 17-20 |
| 11/6 | at Kansas City | P | 7 | 12 | 4 | 0 | 0 | 0 | 0 | 0 | W | 31-3 |
| 11/13 | WASHINGTON | S | 17 | 42 | 7 | 0 | 0 | 0 | 0 | 0 | W | 20-9 |
| 11/20 | BUFFALO | P | 5 | 50 | 12 | 0 | 0 | 0 | 0 | 0 | W | 35-8 |
| 11/24 | at Dallas | P | 6 | 25 | 11 | 0 | 1 | 2 | 2 | 0 | L | 19-20 |
| 12/4 | OAKLAND | P | 13 | 73 | 21 | 0 | 0 | 0 | 0 | 0 | W | 34-14 |
| 12/11 | PHILADELPHIA | P | 7 | 4 | 4 | 0 | 2 | 9 | 7 | 0 | L | 10-26 |
| 12/18 | at Buffalo | P | 11 | 42 | 28 | 0 | 0 | 0 | 0 | 0 | W | 30-23 |
| 12/24 | at New England | P | 2 | 3 | 2 | 0 | 0 | 0 | 0 | 0 | L | 24-27 |
| 1/1/12 | NEW YORK JETS | S | 12 | 28 | 13 | 0 | 2 | 12 | 8 | 0 | W | 19-17 |
| 2011 TOTALS | | | 13-2 | 165 | 581 | 28 | 0 | 12 | 72 | 12 | 1 | 6-10 |


* - Overtime

JASON TRUSNIK

LINEBACKER

93

HEIGHT: 6-4
 WEIGHT: 252
 BORN: 6/6/84
 ACQUIRED: UFA, 2011 (CLEV.)
 COLLEGE: OHIO NORTHERN '07
 NFL: SIXTH SEASON
 DOLPHINS: SECOND SEASON




FINS FACT

A native of Ohio, Jason was active in the Cleveland community during his time with the Browns. He founded the "Trusnik Nation" season ticket program which provided tickets, apparel and food for the Berea Children's Home.

PRO CAREER

CAREER TRANSACTIONS: Signed as an unrestricted free agent by the Miami Dolphins on July 29, 2011 . . . Traded to Cleveland along with

Chansi Stuckey and third- and fifth-round draft choices in 2010 for Braylon Edwards on October 7, 2009 . . . Signed by the Jets to the active roster on November 1, 2007 . . . Signed by the Jets to the practice squad on September 3, 2007 . . . Waived by the Jets on September 1, 2007 . . . Originally signed by the New York Jets as an undrafted free agent on May 14, 2007.

2011 - Played in all 16 games . . . Posted four tackles on defense (two solo) . . . Led the Dolphins with 14 special teams tackles . . . Had three special teams tackles at Dallas (11/24) and vs. N.Y. Jets (1/1/12).

2010 - Appeared in all 16 games with five starts for the Browns . . . Registered 15 tackles, a sack and a pass breakup on defense . . . Added nine stops on special teams, a figure that tied for fifth on the squad . . . Part of a kickoff coverage group that led the NFL by allowing an average of only 17.8-yards per return . . . Also a member of a punt coverage unit that yielded an average of 7.1 yards per return, a figure that was fifth-best in the NFL . . . Recorded a sack in opener at Tampa Bay (9/12) . . . Notched a season-high six tackles at Buffalo (12/12).

2009 - Appeared in the first four games of the season with the N.Y. Jets . . . Posted six special teams tackles . . . Named the AFC's Special Teams Player of the Week for his performance against Tennessee (9/27) in Week 3 after posting two tackles, a forced fumble and a fumble recovery . . . Played in 12 games with 10 starts with the Browns . . . Registered 54 tackles, 2.5 sacks and a pass defended on defense, along with a pair of stops on special teams . . . Made the first start of his career at Pittsburgh (10/18) and responded with four tackles and 1.5 sacks, the initial sacks of his career . . . Notched a career-high 10 tackles at Cincinnati (11/29) . . . Also a key blocker during kickoff returns, helping the Browns to an NFL-best average starting position of 31.4.

2008 - Played in seven games and was inactive for two contests . . . Spent the first seven games of the season on the Physically Unable to Perform list . . . Contributed five tackles and a fumble recovery on defense and 11 tackles on special teams . . . Notched four tackles and a fumble recovery against Miami (12/28) . . . Produced a career-high four special teams tackles at Tennessee (11/23).

2007 - Appeared in six games as a rookie and recorded six special teams tackles . . . Placed on injured reserve on December 26 . . . Spent first nine weeks of the season on the practice squad . . . Made NFL debut against Pittsburgh (11/18) when he recorded two special teams tackles.

COLLEGE

Finished his career at Ohio Northern University (2003-06) with a school-record 43 sacks in addition to generating 277 tackles . . . A two-time Division III All-American and first team All-Ohio Athletic Conference selection . . . Earned the Paul Hoernemann Award in 2006, given to the best defensive lineman in the OAC . . . Majored in early childhood education.

PERSONAL

Married (Nicole) . . . Has a son, Austin . . . Attended Nordonia Hills High School in Macedonia, Ohio . . . Served as a shopping chaperone during 2007 holiday season for children of families who lost family members in the Iraq War . . . Consistently volunteers at Special Olympics events for children . . . Donated money to help purchase toys and meals for the holidays . . . Signed autographs at FinFest . . . Enjoys golfing and the outdoors.

JASON TRUSNIK'S NFL REGULAR SEASON STATISTICS


| YEAR | TEAM | GP | GS | TACKLES | | | | | INTERCEPTIONS | | | | | FUMBLES | | |
|-------------------|-----------|-----------|-----------|-----------|-----------|-----------|------------|-------------|---------------|----------|----------|----------|----------|----------|----------|----------|
| | | | | TOT | SOLO | ASST | SK | YDS | NO | YDS | LG | TD | PD | FF | FR | YDS |
| 2007 | N.Y. Jets | 6 | 0 | 0 | 0 | 0 | 0.0 | 0.0 | 0 | 0 | 0 | 0 | 0 | 0 | 0 | 0 |
| 2008 | N.Y. Jets | 7 | 0 | 5 | 2 | 3 | 0.0 | 0.0 | 0 | 0 | 0 | 0 | 0 | 0 | 1 | 0 |
| 2009 | N.Y. Jets | 4 | 0 | 0 | 0 | 0 | 0.0 | 0.0 | 0 | 0 | 0 | 0 | 0 | 0 | 0 | 0 |
| | Cleveland | 12 | 10 | 54 | 43 | 11 | 2.5 | 13.0 | 0 | 0 | 0 | 0 | 1 | 0 | 0 | 0 |
| 2010 | Cleveland | 16 | 5 | 15 | 13 | 2 | 1.0 | 6.0 | 0 | 0 | 0 | 0 | 1 | 0 | 0 | 0 |
| 2011 | Miami | 16 | 0 | 4 | 2 | 2 | 0.0 | 0.0 | 0 | 0 | 0 | 0 | 0 | 0 | 0 | 0 |
| NFL TOTALS | | 61 | 15 | 78 | 60 | 18 | 3.5 | 19.0 | 0 | 0 | 0 | 0 | 2 | 0 | 1 | 0 |

ADDITIONAL STATS

Special Teams Tackles: (N.Y. Jets) 8 in 2007; 11 in 2008; 8 (6 with N.Y. Jets and 2 with Cleveland) in 2009; 9 in 2010; (Miami) 14 in 2011 for total of 48

SINGLE-GAME HIGHS



Tackles: 10 at Cincinnati, 11/29/09
Sacks: 1.5 at Pittsburgh, 10/18/09
Special Teams Tackles: 4 at Tennessee, 11/22/08



JONATHAN WADE

CORNERBACK

HEIGHT: 5-11
 WEIGHT: 195
 BORN: 3/27/84
 ACQUIRED: FA, 2012
 COLLEGE: TENNESSEE '06
 NFL: SIXTH SEASON
 DOLPHINS: SECOND SEASON

FINS FACT

Jonathan has been a top performer in track and field starting from his high school days. He attended Evangel Christian High School in Shreveport, La., where he set the state record in 200-meters (21.03) and his best 100-meter time was 10.15, earning him Louisiana 2001 Gatorade Track and Field Athlete of the Year and All-State MVP honors in track by The Shreveport Times as a junior. He also won a gold medal over 200 meters and bronze over 100 meters at the 2001 IAAF World Youth Championships. In college at Tennessee, he was the squad's top 200-meter sprinter in 2004 with a season-best 20.79 and sprinted to the team's best 55-meter time of 7.36 at the Tennessee Invitational. He also anchored Tennessee's 2003 SEC champion and NCAA outdoor runner-up 4x100-meter relay that clocked 38.72 in the NCAA finals, the second-fastest time in Volunteers history.

PRO CAREER

CAREER TRANSACTIONS: Re-signed by the Dolphins on January 30, 2012 . . . Contract terminated on November 19, 2011 by Miami after signing with the team on November 1, 2011 . . . Released by Cincinnati on September 3, 2011 . . . Signed as free agent with the Bengals on November 22, 2010 . . . Waived by Detroit on November 10, 2010 . . . Signed on March 9, 2010 with the Lions . . . Originally a third-round draft choice (84th overall) of St. Louis in 2007..

2011 - Played in two games with the Dolphins . . . Saw reserve action at Kansas City (11/6) and vs. Washington (11/13).

2010 - Played in total of 12 games with seven starts seeing action with both Detroit and Cincinnati . . . Recorded season totals of 30 tackles, five passes defended and a fumble recovery . . . Opened the season with the Lions . . . Played in eight games with four starts . . . Recorded 26 tackles, three passes defended and a fumble recovery . . . Waived by Detroit on November 10 and signed by Cincinnati on November 22 . . . Played in four games with three starts with the Bengals . . . Recorded 14 tackles with two passes defended . . . Made Bengals debut at N.Y. Jets (11/25), with six tackles and forced two punts with third-down passes defended . . . Started as part of nickel package vs. New Orleans (12/5), recording four tackles . . . Had eight tackles at Pittsburgh (12/12).

2009 - Played in 15 games with four starts for St. Louis . . . Recorded 16 tackles, four passes defended and four special teams tackles . . . Started at RCB at Seattle (9/13), and his two passes defended included an end zone deflection that was intercepted by teammate James Butler.

2008 - Played in all 16 games with one start . . . Recorded 12 tackles with one interception and logged 12 special teams tackles . . . Intercepted a Matt Ryan pass at Atlanta (12/28).

2007 - Played 16 games with one start . . . Recorded 21 tackles, an interception and nine special teams tackles . . . Had five solo tackles and grabbed a Kurt Warner pass for his first career interception at Arizona (12/30).

COLLEGE

Played in 51 games at Tennessee . . . Had six career interceptions, including one for a touchdown . . . Named second-team All-Southeastern Conference as a senior . . . Began career as a wide receiver and switched to defense in his sophomore season . . . Was a five-time All American in track and field.

PERSONAL

Attended Evangel Christian Academy in Shreveport, La . . . Played both cornerback and wide receiver . . . Earned Class 5A all-state honors as senior . . . Helped lead high school teams to 54-3 record and three state championships . . . Won state prep titles in track in 100 and 200 meter . . . Still holds state records in the 100, 200 and 55 meters, with his 100-meter result ranked among the all-time high school results.

JONATHAN WADE'S NFL REGULAR SEASON STATISTICS

| YEAR | TEAM | GP | GS | TACKLES | | | | | | INTERCEPTIONS | | | | | FUMBLES | | |
|-------------------|------------|-----------|-----------|-----------|-----------|-----------|------------|------------|--|---------------|-----------|----------|----------|-----------|----------|----------|----------|
| | | | | TOT | SOLO | ASST | SK | YDS | | NO | YDS | LG | TD | PD | FF | FR | YDS |
| 2007 | St. Louis | 6 | 1 | 19 | 18 | 1 | 0.0 | 0.0 | | 1 | 2 | 2 | 0 | 1 | 0 | 0 | 0 |
| 2008 | St. Louis | 16 | 1 | 12 | 11 | 1 | 0.0 | 0.0 | | 1 | 8 | 8 | 0 | 3 | 0 | 0 | 0 |
| 2009 | St. Louis | 15 | 4 | 16 | 13 | 3 | 0.0 | 0.0 | | 0 | 0 | — | 0 | 3 | 0 | 0 | 0 |
| 2010 | Detroit | 8 | 4 | 26 | 23 | 3 | 0.0 | 0.0 | | 0 | 0 | — | 0 | 3 | 0 | 1 | 0 |
| | Cincinnati | 4 | 3 | 14 | 12 | 2 | 0.0 | 0.0 | | 0 | 0 | — | 0 | 2 | 0 | 0 | 0 |
| 2011 | Miami | 2 | 0 | 0 | 0 | 0 | 0.0 | 0.0 | | 0 | 0 | — | 0 | 0 | 0 | 0 | 0 |
| NFL TOTALS | | 51 | 13 | 87 | 77 | 10 | 0.0 | 0.0 | | 2 | 10 | 8 | 0 | 12 | 0 | 1 | 0 |

ADDITIONAL STATS

Kickoff Returns: (St. Louis) 1 for 19 in 2007; 1 for 11 yards in 2008 for total of 2 for 30, 15.0 avg., long of 19.


Special Teams Tackles: (St. Louis) 5 in 2007; 11 in 2008; 4 in 2009; 4 in 2010 for total of 24.


CAMERON WAKE

DEFENSIVE END

91

HEIGHT: 6-3
 WEIGHT: 258
 BORN: 1/30/82
 ACQUIRED: FA, 2009
 COLLEGE: PENN STATE '05
 NFL: FOURTH SEASON
 DOLPHINS: FOURTH SEASON





FINS FACT

Cameron took an unusual route to the NFL. Following his career at Penn State, he signed with the New York Giants as an undrafted free agent. Released by the Giants on June 22, 2005, Cameron entered the corporate world and spent 2006 as a mortgage broker. He resumed his professional football career in Canada with the B.C. Lions. "Everybody has their past," Cameron said. "I guess mine was a little more unorthodox than most."

PRO CAREER

CAREER PRO BOWL SELECTIONS: 1 (2010)

CAREER TRANSACTIONS: Signed as a free agent with the Dolphins on January 19, 2009 . . . Signed as a free agent with the BC Lions of the Canadian Football League in May, 2007 . . . Waived by the New York Giants on June 22, 2005 . . . Signed with the Giants as an undrafted rookie free agent on May 6, 2005.

2011 - Played in all 16 games with 14 starts . . . Recorded 42 tackles and a team-leading 8.5 sacks for 47.5 yards in losses . . . Finished tied for 12th in the AFC in sacks . . . Had three tackles including one sack vs. New England (9/12), tackling Patriots quarterback Tom Brady for a one-yard loss . . . Posted three tackles including one sack vs. Houston (9/18), tackling Texans quarterback Matt Schaub for a five-yard loss . . . Registered three tackles including one sack at San Diego (10/2), tackling Charger quarterback Philip Rivers for an eight-yard loss . . . Recorded two sacks vs. Denver (10/23), tackling Bronco quarterback Tim Tebow twice for a total of nine yards in losses . . . It was his sixth multiple-sack game of his career . . . Had three tackles including a half-sack for 3.5 yards in losses at Kansas City (11/6), sharing a seven-yard sack of Chiefs quarterback Matt Cassel with Kevin Burnett . . . Generated four tackles including one sack at Dallas (11/24), tackling Cowboys quarterback Tony Romo for an eight-yard loss . . . Tied for the team lead with seven tackles including one sack at Buffalo (12/18), tackling Bills quarterback Ryan Fitzpatrick for a ten-yard loss . . . Had two tackles including one sack at New England (12/24), tackling Patriots quarterback Tom Brady for a three-yard loss . . .

AMONG AFC SACK LEADERS: Wake has posted 28 sacks during the 2009-11 seasons . . . That total is the seventh-best among AFC pass rushers over that time span:

AFC LEADERS IN QUARTERBACK SACKS FROM 2009-11

| PLAYER | TEAM | 2009 | 2010 | 2011 | TOTAL |
|------------------------|--------------|------------|-------------|------------|-------------|
| 1. Tamba Hali | Kansas City | 8.5 | 14.5 | 12.0 | 35.0 |
| 2. Lamar Woodley | Pittsburgh | 13.5 | 10.0 | 9.0 | 32.5 |
| 3. Dwight Freeney | Indianapolis | 13.5 | 10.0 | 8.5 | 32.0 |
| 4. Robert Mathis | Indianapolis | 9.5 | 11.0 | 9.5 | 30.0 |
| 5. James Harrison | Pittsburgh | 10.0 | 10.5 | 9.0 | 29.5 |
| Terrell Suggs | Baltimore | 4.5 | 11.0 | 14.0 | 29.5 |
| 7. CAMERON WAKE | MIAMI | 5.5 | 14.0 | 8.5 | 28.0 |
| 8. Elvis Dumervil | Denver | 5.0 | 17.0 | 9.5 | 26.5 |
| 9. Mario Williams | Houston | 9.0 | 8.5 | 5.0 | 22.5 |
| Kameron Wimbley | Clev./Oak. | 6.5 | 9.0 | 7.0 | 22.5 |

2010 - Started all 16 games at outside linebacker . . . Finished with 57 tackles (48 solo), four passes defended, three forced fumbles and led the team with 14 sacks for a total of 89.5 yards in losses . . . Had four multiple sack games in 2010 (two sacks on Dec. 12 at N.Y. Jets, 1.5 sacks on Dec. 5 vs. Cleveland, two sacks on Nov. 7 at Baltimore and three sacks on Oct. 17 at Green Bay) and the Dolphins were 2-2 in those games . . .

AMONG 2010 NFL SACK LEADERS: Wake posted 14.0 sacks in 2010 which ranked second in the AFC and third in the NFL in sacks:

2010 NFL SACK LEADERS

| PLAYER | TEAM | NO. |
|------------------------|--------------|-------------|
| 1. DeMarcus Ware | Dallas | 15.5 |
| 2. Tamba Hali | Kansas City | 14.5 |
| 3. CAMERON WAKE | MIAMI | 14.0 |
| 4. Clay Matthews | Green Bay | 13.5 |
| 5. John Abraham | Atlanta | 13.0 |

AMONG DOLPHINS SACK LEADERS: Wake's 14.0 sacks in 2010 ranked tied for eighth on the Dolphins' single season sack leaders, and tied for second among the club's linebackers:

DOLPHINS SINGLE-SEASON SACK LEADERS

| PLAYER, POS. | YEAR | NO. | PLAYER, POS. | YEAR | NO. |
|------------------------|------|------|------------------------------|------|-------------|
| 1. Bill Stanfill, DE | 1973 | 18.5 | 6. Adewale Ogunleye, DE | 2003 | 15.0 |
| Jason Taylor, DE | 2001 | 18.5 | 7. Jason Taylor, DE | 2000 | 14.5 |
| 3. Joey Porter, LB | 2008 | 17.5 | 8. Doug Betters, DE | 1984 | 14.0 |
| 4. Trace Armstrong, DE | 2000 | 16.5 | Bryan Cox, LB | 2002 | 14.0 |
| 5. Doug Betters, DE | 1983 | 16.0 | CAMERON WAKE, LB 2010 | | 14.0 |

Wake's 14.0 sacks ranks as the second most by an undrafted Dolphin in team history, one behind the 15 of Adewale Ogunleye in 2003 . . . The 14 sacks also ranks tied for 12th in NFL history for most in a season by an undrafted player...

HONORS: Named first-team All-Pro by The Sporting News and Sports Illustrated (Peter King) . . . Earned second-team All-NFL honors from the Associated Press . . . Ranked 63rd overall on the NFL Network's The Top 100 Players of 2010 as voted on by the players themselves . . . Was a starter at outside linebacker for the 2010 AFC Pro Bowl team . . . It marked his first Pro Bowl selection . . . He is the eighth linebacker in Dolphins history to be chosen to the Pro Bowl, joining Nick Buoniconti (1972-73), Kim Bokamper (1979), A.J. Duhe (1984), John Offerdahl (1986-90), Bryan Cox (1992, 1994-95), Zach Thomas (1999-2003, 2005-06) and Joey Porter (2008) . . . Along with teammate Jake Long being named as a starter at offensive tackle in the Pro Bowl in 2010, it marked the first time the Dolphins had two Pro Bowl starters since Thomas and Jason Taylor were named Pro Bowl starters after the 2006 season . . .

GAME HIGHLIGHTS: Opened season at Buffalo (9/12) with three tackles, including a sack of quarterback Trent Edwards for a five-yard loss and added two passes defended . . . Had four tackles, including one sack and a forced fumble, at Minnesota (10/19) . . . The forced fumble came when he sacked quarterback Brett Favre for a five-yard loss in the end zone and forced him to fumble, which was recovered by Koa Misi for a touchdown . . . It proved the winning margin in the Dolphins' 14-10 win . . . Recorded five tackles, including a sack of quarterback Tom Brady for a six-yard loss, vs. New England (10/4) . . . Had three tackles, each of them a sack of quarterback Aaron Rodgers for a total of 24 yards in losses at Green Bay (10/17) . . . It was the most sacks by a Dolphins player since Joey Porter had four sacks on Sept. 21, 2008 at New England . . . Combined with Jeremiah Bell to sack quarterback Ben Roethlisberger for an eight-yard loss which caused Roethlisberger to fumble vs. Pittsburgh (10/24) . . . Recorded two sacks of quarterback Joe Flacco for a total of seven yards in losses at Baltimore (11/7) . . . Posted six tackles, including a sack of quarterback Jay Cutler for an eight-yard loss which forced him to fumble on the play vs. Chicago (11/18) . . . Had two tackles including a sack of quarterback Bruce Gradkowski at Oakland (11/28) . . . Finished with four stops, including 1.5 sacks for 12.5 yards in losses, vs. Cleveland (12/5) sacking quarterback Jake Delhomme once for an eight yard loss and combining with Tony McDaniel for a nine-yard sack of Delhomme . . . Had five tackles including two sacks at N.Y. Jets (12/12) . . . Both sacks of Mark Sanchez occurred on the Jets' final drive, once on second down and once on fourth down, to allow the Dolphins to protect their 10-6 lead and win the game.

2009 - Played in 14 games with one start . . . Was inactive for two games . . . Finished with 11 tackles (ten solo), 5.5 sacks for a total of 28.5 yards in losses, a forced fumble and a pass defended . . . Added 11 special teams tackles . . . Was inactive for the first two games of the season . . . Made NFL debut in reserve role at San Diego (9/27) and made a tackle on his very first career play on the game's opening kickoff . . . Recorded six stops, including 2.5 sacks, vs. Buffalo (10/4) . . . They were the first sacks of his NFL career . . . Wake's 2.5 sacks are the third-highest single-game total by a rookie or first year player in Dolphins history, behind only linebacker A.J. Duhe (Nov. 6, 1977 at N.Y. Jets) and defensive end Marco Coleman (Oct. 25, 1992 vs. Indianapolis), who each recorded three sacks in a game . . . Had one tackle, a four-yard sack of quarterback Tom Brady, at New England (11/8) . . . Registered two tackles including one sack, tackling quarterback Josh Freeman for a nine-yard loss, vs. Tampa Bay (11/15) . . . Made one tackle, a three-yard sack of quarterback David Garrard, at Jacksonville (12/13) . . . Started the season finale vs. Pittsburgh (1/3/10).

2007-08 - Recorded 39 sacks in two seasons as a member of the Canadian Football League's B.C. Lions . . . Named CFL Defensive Player of the Year in both 2007 and 2008 . . . Recorded 65 tackles and a league-high 23 sacks while recovering three fumbles in 2008 . . . Captured second consecutive Norm Fieldgate Trophy, awarded to the outstanding defensive player in the West Division . . . Named 2008 TSN's Friday Night Gladiator of the Year for his effort, toughness and sacrifice on the weekly CFL national broadcast, becoming the first defensive player to win the award . . . Selected as an All-Western Division performer . . . Totaled 72 tackles along with a league leading 16 sacks and a blocked field goal during rookie campaign in 2007 . . . Became the first player in CFL history to be named Rookie of the Year and Defensive Player of the Year in the same season . . . Also named an All-Western Division selection.

2005 - Signed with the New York Giants as an undrafted rookie free agent on May 6, 2005, but was waived on June 22.

COLLEGE Four-year letterwinner (2001-04) at Penn State . . . Played mainly as a linebacker for the Nittany Lions, but also played the defensive end position . . . Finished his collegiate career with 191 total tackles, two forced fumbles, 8.5 sacks and 24 tackles for losses as well as seven blocked kicks . . . Majored in sociology.

PERSONAL Attended DeMatha High School in Hyattsville, Md . . . Named the Washington Post's Defensive Player of the Year as a senior in 1999 . . . Participated in the Touchdown for Life Blood Drive . . . Donated money to help purchase toys and meals for the holidays . . . Participated in community outreach while in Hawaii at the Pro Bowl . . . Played video games with kids with disabilities at Dave & Busters from charities from Miami-Dade, Broward and Palm Beach counties . . . Shopped with children from schools during the Kids and Fins Publix Shopping Spree . . . Full name is Derek Cameron Wake, born January 30, 1982 in Beltsville, Md.

CAMERON WAKE'S NFL REGULAR SEASON STATISTICS

| YEAR TEAM | GP | GS | TACKLES | | | | | INTERCEPTIONS | | | | | FUMBLES | | |
|-------------------|-----------|-----------|------------|-----------|-----------|-------------|--------------|---------------|----------|----------|----------|----------|----------|----------|----------|
| | | | TOT | SOLO | ASST | SK | YDS | NO | YDS | LG | TD | PD | FF | FR | YDS |
| 2009 Miami | 14 | 1 | 11 | 10 | 1 | 5.5 | 28.5 | 0 | 0 | - | 0 | 1 | 1 | 0 | 0 |
| 2010 Miami | 16 | 16 | 57 | 48 | 9 | 14.0 | 89.5 | 0 | 0 | - | 0 | 4 | 3 | 0 | 0 |
| 2011 Miami | 16 | 14 | 42 | 37 | 5 | 8.5 | 47.5 | 0 | 0 | - | 0 | 3 | 0 | 0 | 0 |
| NFL TOTALS | 46 | 31 | 110 | 95 | 15 | 28.0 | 165.5 | 0 | 0 | - | 0 | 8 | 4 | 0 | 0 |

ADDITIONAL STATS

Special Teams Tackles: 11 in 2009.

SINGLE-GAME HIGHS

Tackles: 8 at Baltimore, 11/7/10
7 at Buffalo, 12/18/11

Sacks: 3.0 at Green Bay, 10/17/10
2.5 vs. Buffalo, 10/4/09



FINIS FACT

The son of a military father, Roberto grew up playing soccer in Panama and did not start playing football until his junior year at Oceanside (Calif.) High School. Life changed for Roberto after he moved to Oceanside and was stopped by Head Coach John Carroll who told him his physical ability could be used on a different kind of football field. "Little by little, I started falling in love with football," Roberto said. "I realized it was fun and something I could see myself doing. I love the work ethic, the team effort and the bonding. I love everything about the sport. It's an art in itself."

PRO CAREER

CAREER TRANSACTIONS: Originally was signed as an undrafted college free agent by the Miami Dolphins on April 29, 2010.

2011 - Played in two games . . . Was inactive for three games . . . Placed on injured reserve on Oct. 19 with a quad injury and missed the final 11 games of season.

2010 - Played in 12 games and was inactive four times . . . Finished with six catches for 62 yards . . . Was fourth on the Dolphins with eight special teams tackles. . . . Was on inactive list for first two games of season . . . Made his Dolphins and NFL debut in a reserve role and recorded two special teams tackles vs. N.Y. Jets (9/26) . . . Registered his first NFL catch vs. New England (10/4), a 12-yard reception from Chad Henne . . . Posted one reception for six yards vs. Pittsburgh (10/24) . . . Had one catch for 19 yards at Oakland (11/28) . . . Recorded one catch for nine yards vs. Cleveland (12/5) . . . Registered the first multi-catch game of his career when he hauled in two receptions for 16 yards at New England (1/2/11).

COLLEGE

Finished collegiate career at San Diego State with 73 receptions, 940 receiving yards and four receiving touchdowns in 31 games . . . Played in 11 games during his senior season in 2009 . . . Caught 36 passes for 463 yards and three touchdowns . . . Played in 11 games with nine starts as a junior in 2008 . . . Named team's most improved offensive player . . . Ranked third on the team with 405 receiving yards . . . Saw action in nine games with one start in 2007 . . . Finished the season with six catches for 72 yards . . . Missed 2005 and 2006 due to injury . . . Holds degree in social science.

PERSONAL

Attended Oceanside (Calif.) High School . . . Grew up playing soccer and did not start playing football until his junior prep year after relocating to the U.S. from Panama . . . Was an all-region selection by PrepStar and SuperPrep magazine . . . Named all-league and all-CIF selection after catching 46 passes covering 867 yards with six touchdowns for the CIF champion Oceanside Pirates . . . Averaged 18.8 yards per reception as a senior . . . Also lettered in soccer and tennis . . . Spoke at the Broward County Juvenile Detention Center . . . Participated in the Miami Dolphins Foundation Fishing and Golf Tournaments, the Touchdown for Life Blood Drive and the Sun Life Rising Star grant giveaway event at Miami Jackson High School . . . Part of the Dolphins All-Community team in which players purchase game tickets for local charities . . . Donated money to help purchase meals for the holidays . . . Took part in Pizza and Cupcake Parties at various local schools . . . Signed autographs at FinFest . . . Full name is Roberto Wallace, born May 10, 1986, in Panama City, Panama.

ROBERTO WALLACE'S NFL REGULAR SEASON STATISTICS

| YEAR | TEAM | | | RECEIVING | | | | | | RUSHING | | | | | |
|-------------------|-------|-----------|----------|-----------|-----------|-------------|-----------|----------|--|----------|----------|----------|----------|----------|--|
| | | GP | GS | NO. | YDS. | AVG. | LG | TD | | ATT. | YDS. | AVG. | LG | TD | |
| 2010 | Miami | 12 | 0 | 6 | 62 | 10.3 | 19 | 0 | | 0 | 0 | — | — | 0 | |
| 2011 | Miami | 2 | 0 | 0 | 0 | — | — | 0 | | 0 | 0 | — | — | 0 | |
| NFL TOTALS | | 14 | 0 | 6 | 62 | 10.3 | 19 | 0 | | 0 | 0 | — | — | 0 | |

ADDITIONAL STATS

Special Teams Tackles: 8 in 2010.

2010 GAME-BY-GAME STATISTICS

| DATE | OPPONENT | P/S | RECEIVING | | | | | | RUSHING | | | | | | W/L | SCORE |
|--------------------|------------------|-------------|-----------|-----------|-----------|----------|--|--|----------|----------|----------|----------|--|--|------------|--------|
| | | | NO. | YDS. | LG | TD | | | ATT. | YDS. | LG | TD | | | | |
| 9/12 | at Buffalo | | INACTIVE | | | | | | | | | | | | W | 15-10 |
| 9/19 | at Minnesota | | INACTIVE | | | | | | | | | | | | W | 14-10 |
| 9/26 | NEW YORK JETS | P | 0 | 0 | 0 | 0 | | | 0 | 0 | 0 | 0 | | | L | 23-31 |
| 10/4 | NEW ENGLAND | P | 1 | 12 | 12 | 0 | | | 0 | 0 | 0 | 0 | | | L | 14-41 |
| 10/17 | at Green Bay | P | 0 | 0 | 0 | 0 | | | 0 | 0 | 0 | 0 | | | W | 23-20* |
| 10/24 | PITTSBURGH | P | 1 | 6 | 6 | 0 | | | 0 | 0 | 0 | 0 | | | L | 22-23 |
| 10/31 | at Cincinnati | P | 0 | 0 | 0 | 0 | | | 0 | 0 | 0 | 0 | | | W | 22-14 |
| 11/7 | at Baltimore | P | 0 | 0 | 0 | 0 | | | 0 | 0 | 0 | 0 | | | L | 10-26 |
| 11/14 | TENNESSEE | | INACTIVE | | | | | | | | | | | | W | 29-17 |
| 11/18 | CHICAGO | | INACTIVE | | | | | | | | | | | | L | 0-16 |
| 11/28 | at Oakland | P | 1 | 19 | 19 | 0 | | | 0 | 0 | 0 | 0 | | | W | 33-17 |
| 12/5 | CLEVELAND | P | 1 | 9 | 9 | 0 | | | 0 | 0 | 0 | 0 | | | L | 10-13 |
| 12/12 | at New York Jets | P | 0 | 0 | 0 | 0 | | | 0 | 0 | 0 | 0 | | | W | 10-6 |
| 12/19 | BUFFALO | P | 0 | 0 | 0 | 0 | | | 0 | 0 | 0 | 0 | | | L | 14-17 |
| 12/26 | DETROIT | P | 0 | 0 | 0 | 0 | | | 0 | 0 | 0 | 0 | | | L | 27-34 |
| 1/2/11 | at New England | P | 2 | 16 | 9 | 0 | | | 0 | 0 | 0 | 0 | | | L | 7-38 |
| 2010 TOTALS | | 12-0 | 6 | 62 | 19 | 0 | | | 0 | 0 | 0 | 0 | | | 7-9 | |

2011 GAME-BY-GAME STATISTICS

| DATE | OPPONENT | P/S | RECEIVING | | | | | | RUSHING | | | | | | W/L | SCORE |
|--------------------|--------------------|------------|-----------------|----------|----------|----------|--|--|----------|----------|----------|----------|--|--|-------------|--------|
| | | | NO. | YDS. | LG | TD | | | ATT. | YDS. | LG | TD | | | | |
| 9/12 | NEW ENGLAND | P | 0 | 0 | 0 | 0 | | | 0 | 0 | 0 | 0 | | | L | 24-38 |
| 9/18 | HOUSTON | | INACTIVE | | | | | | | | | | | | L | 13-23 |
| 9/25 | at Cleveland | | INACTIVE | | | | | | | | | | | | L | 16-17 |
| 10/2 | at San Diego | | INACTIVE | | | | | | | | | | | | L | 16-26 |
| 10/17 | at New York Jets | P | 0 | 0 | 0 | 0 | | | 0 | 0 | 0 | 0 | | | L | 6-24 |
| 10/23 | DENVER | | INJURED RESERVE | | | | | | | | | | | | L | 15-18* |
| 10/30 | at New York Giants | | INJURED RESERVE | | | | | | | | | | | | L | 17-20 |
| 11/6 | at Kansas City | | INJURED RESERVE | | | | | | | | | | | | W | 31-3 |
| 11/13 | WASHINGTON | | INJURED RESERVE | | | | | | | | | | | | W | 20-9 |
| 11/20 | BUFFALO | | INJURED RESERVE | | | | | | | | | | | | W | 35-8 |
| 11/24 | at Dallas | | INJURED RESERVE | | | | | | | | | | | | L | 19-20 |
| 12/4 | OAKLAND | | INJURED RESERVE | | | | | | | | | | | | W | 34-14 |
| 12/11 | PHILADELPHIA | | INJURED RESERVE | | | | | | | | | | | | L | 10-26 |
| 12/18 | at Buffalo | | INJURED RESERVE | | | | | | | | | | | | W | 30-23 |
| 12/24 | at New England | | INJURED RESERVE | | | | | | | | | | | | L | 24-27 |
| 1/1/12 | NEW YORK JETS | | INJURED RESERVE | | | | | | | | | | | | W | 19-17 |
| 2011 TOTALS | | 2-0 | 0 | 0 | 0 | 0 | | | 0 | 0 | 0 | 0 | | | 6-10 | |

* - Overtime

JAMAAL WESTERMAN 52

LINEBACKER

HEIGHT: 6-3
 WEIGHT: 260
 BORN: 2/21/85
 ACQUIRED: UFA, 2012 (NYJ)
 COLLEGE: RUTGERS '09
 NFL: FOURTH SEASON
 DOLPHINS: FIRST SEASON




FINS FACT

On May 14, 2012, Jamaal hosted the Jamaal Westerman Golf Classic at Jumping Brook Country Club in Neptune, N.J. to benefit the Ashley Lauren Foundation. The Ashley Lauren Foundation is a non-profit, charitable organization whose mission is to provide hope and help for New Jersey children and their families when facing pediatric cancer. "Any time you think about pediatric cancer, it's something that breaks your heart," Jamaal said "The Ashley Lauren Foundation since they started in 2005, has helped over 300 families in the New Jersey area. It's not only for the kids but also for the families because life doesn't stop. These families are fighting so hard. If it's a two-parent family, one parent has to quit their job to take them to that appointment and make sure they're ok when their child is going through that recovery process. It's just something I wanted to be involved with. I wanted to help support something in the New Jersey area because I played at Rutgers and spent all that time with the Jets."

PRO CAREER

CAREER TRANSACTIONS: Signed as an unrestricted free agent with the Dolphins on March 15, 2012 . . . Originally signed as an undrafted free agent by the N.Y. Jets on May 1, 2009.

2011 - Played in 16 games with three starts with the Jets . . . Recorded 23 tackles, 3.5 sacks, a forced fumble and two fumble recoveries . . . Pounced on a fumble recovery in the season opener vs. Dallas (9/11) . . . Had four solo tackles and three assisted tackles at Baltimore (10/2) . . . Registered first multiple-sack game of his career at New England (10/9), dragging down quarterback Tom Brady twice . . . Had two tackles, including a 0.5 sack for a loss of one yard vs. Miami (10/17) . . . Forced Patriots' quarterback Brady to intentionally ground a pass for a safety vs. New England (11/13) . . . Registered four tackles and a sack for a loss of six yards at Washington (12/4).

2010 - Played in six regular season games . . . Recorded three tackles and a fumble recovery on defense and eight tackles on special teams . . . Registered three tackles and a fumble recovery vs. Buffalo (1/2/11) . . . Played in all three postseason games . . . Recorded two tackles on defense and two more on special teams.

2009 - Played in 14 games as a rookie . . . Saw the majority of playing time on special teams . . . Recorded five tackles, one sack and two fumble recoveries on defense . . . Collected 14 tackles and a fumble recovery on special teams . . . Made NFL debut at Houston (9/13) and recorded sack of quarterback Matt Schaub . . . Recovered a muffed punt vs. Miami (11/1) . . . Recovered a fumble and returned it 39 yards vs. Cincinnati (1/3/10) and added three special teams tackles . . . Appeared in all three playoff game . . . Recorded four special teams tackles . . . Posted three special teams tackles at Cincinnati (1/9/10) in first career playoff game.

COLLEGE

Four-year letterman and three-year starter at Rutgers . . . Played in 50 career games . . . Finished with 26 sacks, third-highest in school history . . . Totaled 141 tackles, including 45 behind the line of scrimmage . . . Was a second-team All-Big East selection in 2006 and 2008 . . . Graduated from Rutgers in May 2008 with a degree in labor employee relations and a minor in sociology . . . Pursuing his Masters in labor-employment relations.

PERSONAL

Played freshman season at St. Thomas Aquinas High School in Ft. Lauderdale . . . Moved to Brampton, Ontario, Canada and enrolled at Notre Dame Secondary School . . . Led league in sacks, tackles and tackles-for-loss as a senior . . . Both his parents hail from Barbados . . . Visited P.G. Chambers School to celebrate the completion of a new adaptive fitness area as part of the Jets partnership with Hometown Huddle and the United Way of Morris County . . . Held the Jamaal Westerman Golf Classic at Jumping Brook Country Club in Neptune, N.J. to benefit the Ashley Lauren Foundation, which provides hope and help for New Jersey children and their families when facing pediatric cancer . . . Participated in the Dolphins Junior Angler Clinic with the Boys and Girls Club . . . Full name is Jamaal Akeem Westerman, born on February 21, 1985 in Brooklyn, N.Y.

JAMAAL WESTERMAN'S NFL REGULAR SEASON STATISTICS

| YEAR | TEAM | GP | GS | TACKLES | | | | | INTERCEPTIONS | | | | | FUMBLES | | |
|-------------------|-----------|-----------|----------|-----------|-----------|----------|------------|-------------|---------------|----------|----------|----------|----------|----------|----------|-----------|
| | | | | TOT | SOLO | ASST | SK | YDS | NO | YDS | LG | TD | PD | FF | FR | YDS |
| 2009 | N.Y. Jets | 14 | 0 | 5 | 5 | 0 | 1.0 | 13.0 | 0 | 0 | - | 0 | 0 | 0 | 2 | 39 |
| 2010 | N.Y. Jets | 6 | 0 | 3 | 3 | 0 | 0.0 | 0.0 | 0 | 0 | - | 0 | 0 | 0 | 1 | 0 |
| 2011 | N.Y. Jets | 16 | 3 | 23 | 17 | 6 | 3.5 | 23.0 | 0 | 0 | - | 0 | 0 | 1 | 1 | 0 |
| NFL TOTALS | | 36 | 3 | 31 | 25 | 6 | 4.5 | 36.0 | 0 | 0 | - | 0 | 0 | 1 | 4 | 39 |

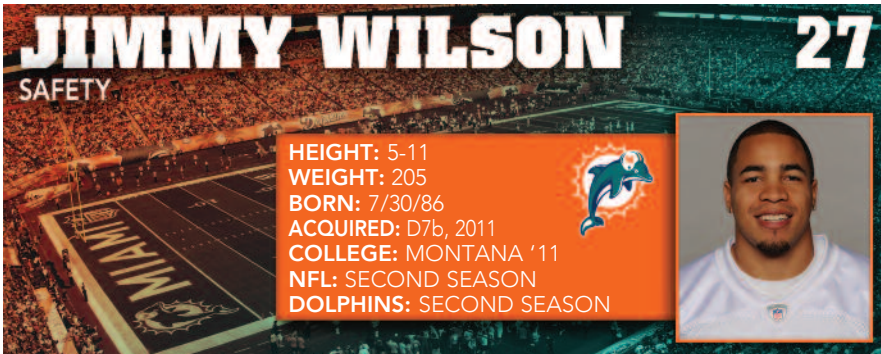
JAMAAL WESTERMAN'S NFL PLAYOFF STATISTICS

| YEAR | TEAM | GP | GS | TACKLES | | | | | INTERCEPTIONS | | | | | FUMBLES | | |
|-------------------|-----------|----------|----------|----------|----------|----------|------------|------------|---------------|----------|----------|----------|----------|----------|----------|----------|
| | | | | TOT | SOLO | ASST | SK | YDS | NO | YDS | LG | TD | PD | FF | FR | YDS |
| 2009 | N.Y. Jets | 3 | 0 | 0 | 0 | 0 | 0.0 | 0.0 | 0 | 0 | - | 0 | 0 | 0 | 0 | 0 |
| 2010 | N.Y. Jets | 3 | 0 | 2 | 2 | 0 | 0.0 | 0.0 | 0 | 0 | - | 0 | 0 | 0 | 0 | 0 |
| NFL TOTALS | | 6 | 0 | 2 | 2 | 0 | 0.0 | 0.0 | 0 | 0 | - | 0 | 0 | 0 | 0 | 0 |

ADDITIONAL STATS

Safeties: 1 in 2011.

Special Teams Tackles: 7 in 2009; 4 in 2010; 9 in 2011 for total of 20 (P-6)





JIMMY WILSON

SAFETY

27

HEIGHT: 5-11
 WEIGHT: 205
 BORN: 7/30/86
 ACQUIRED: D7b, 2011
 COLLEGE: MONTANA '11
 NFL: SECOND SEASON
 DOLPHINS: SECOND SEASON

FINS FACT

Jimmy is entering just his second season in the league and is being asked to make the switch from corner to safety. "I'm comfortable with three positions on the field - safety, nickel and corner, so I just want to be in a place where I can help my team," Jimmy said. "Back there at safety I get to run downhill, tackle guys running the ball, sneak up on quarterbacks and I think it's going to be a place where I can make a lot of plays."

PRO CAREER

CAREER TRANSACTIONS: Originally selected by Miami in the seventh round (235th overall) of the 2011 NFL Draft.

2011 - Played in 14 games with one start . . . Was inactive for one game . . . Recorded nine tackles, five passes defended and one interception . . . Added eight tackles, a forced fumble and a blocked punt on special teams . . . Recorded first career interception at Cleveland (9/25), picking off a Colt McCoy pass and returning it five yards . . . Made first NFL start at N.Y. Giants (10/30)

and had three tackles and one pass defended . . . Blocked a Chas Henry punt vs. Philadelphia (12/11) that was recovered on the Eagles' 15-yard line and led to a Miami touchdown.

COLLEGE

Played in eight games as a senior in 2010 season . . . Finished with 50 tackles (28 solo), including five and a half tackles for loss and two sacks for 15 yards in losses . . . Also caused two forced fumbles and broke up two pass attempts . . . Was named as an honorable mention All-Big Sky Conference selection . . . Was out of football from 2007-09 . . . Started all 14 games as a junior in 2006 . . . Finished with 51 tackles (30 solo), 2.5 sacks, three interceptions, five passes defended, two forced fumbles and a fumble recovery . . . Was listed as a preseason All-American candidate . . . Named co-recipient of Montana's Golden Helmet Award (hardest hitter) and was a second team All-Big Sky Conference pick . . . Had three interceptions in game at Eastern Washington . . . Played in all 12 games with six starts as a sophomore in 2005 . . . Finished with 44 tackles (24 solo) and three interceptions, returning one for a 42-yard touchdown . . . Ranked second in the Big Sky with 10 pass deflections . . . Was an honorable mention all-league selection . . . Had 11 tackles at Idaho State . . . Returned a blocked field goal 67 yards for a touchdown at Northern Arizona . . . Had a 42-yard interception return for a touchdown at Sacramento State . . . Played in all 15 games with six starts as a true freshman in 2004 . . . Finished season with 45 tackles (31 solo), two interceptions and a forced fumble . . . Majored in business.

PERSONAL

Was first team all-league at Point Loma High School in football and basketball as a senior . . . Selected team MVP when he scored 20 all-purpose touchdowns and had four interceptions . . . Chosen as team MVP in basketball as a junior and senior . . . Born July 30, 1986 in San Diego, Calif.

JIMMY WILSON'S NFL REGULAR SEASON STATISTICS

| YEAR | TEAM | GP | GS | TACKLES | | | | | INTERCEPTIONS | | | | | FUMBLES | | |
|------|-------|----|----|---------|------|------|-----|-----|---------------|-----|----|----|----|---------|----|-----|
| | | | | TOT | SOLO | ASST | SK | YDS | NO | YDS | LG | TD | PD | FF | FR | YDS |
| 2011 | Miami | 14 | 1 | 9 | 7 | 2 | 0.0 | 0.0 | 1 | 5 | 5 | 0 | 5 | 0 | 0 | 0 |

ADDITIONAL STATS

Special Teams Tackles: 8 in 2011.

Blocked Punts: 1 in 2011.

Special Teams Forced Fumble: 1 in 2011.

WILL YEATMAN

TIGHT END

89

HEIGHT: 6-6
WEIGHT: 270
BORN: 4/10/88
ACQUIRED: W, 2011 (N.E.)
COLLEGE: MARYLAND '11
NFL: SECOND SEASON
DOLPHINS: SECOND SEASON




FINS FACT

Will was a team captain on the lacrosse team at Rancho Bernardo High School in San Diego, Calif. and played collegiate lacrosse as a freshman at Notre Dame and as a junior and senior after transferring to Maryland. Will's father played lacrosse at the Naval Academy and his mother played at Maryland. Will spent his infant and early toddler years in Annapolis where his father coached the freshman team at the Naval Academy. After moving to the west coast, Will's father started the San Diego Youth Lacrosse Clinic. "I definitely have been around the loop a bit in lacrosse," Will said. "To this day I love the game a tremendous amount and I think it's really a toss-up between football and lacrosse. I had the opportunity to play professional lacrosse but it was a bigger dream of mine to play in the NFL. I can't risk getting injured so I had to go completely cold turkey on it."

PRO CAREER

CAREER TRANSACTIONS: Claimed by the Dolphins off waivers from the New England Patriots on September 4, 2011 . . . Had been released by New England at the end of the preseason on September 3, 2011 . . . Originally signed with the New England Patriots on July 27, 2011 as an undrafted free agent.

2011 - Played in three games with two starts . . . Was inactive first 13 games . . . Made first NFL start at New England (12/24) in place of the injured Anthony Fasano.

COLLEGE

Attended both Maryland (2009-10) and Notre Dame (2006-08) . . . Lettered in lacrosse as both a senior and junior with the Terps . . . Played in all 11 games with three starts in football as a senior in 2010 . . . Finished season with 13 receptions for 134 yards and one TD . . . Played both football and lacrosse (2007 only) with the Irish . . . Recorded six receptions for 37 yards as a sophomore . . . Led the Fighting Irish lacrosse team in points (46) and assists (25) as a freshman . . . Notched a point in every game . . . Named the LaxPower Rookie of the Year and the Great Western Lacrosse League Newcomer of the Year.

PERSONAL

Attended Rancho Bernardo High School in San Diego, Calif . . . Earned four letters in lacrosse and three letters in football . . . Was a four-time all-conference and all-city selection in lacrosse . . . Named to the U.S. Lacrosse All-American team as a junior and senior and the Under Armour All-American team as a senior . . . Holds records in lacrosse at Rancho Bernardo for career points, career goals and career assists . . . Was a three-time all-conference and all-city selection for football . . . Registered 36 receptions for 527 yards and seven touchdowns as a senior . . . Led the football team to a conference championship as a junior . . . Recorded 26 receptions for 340 yards and four touchdowns . . . Born April 10, 1988 in Naples, Italy.

WILL YEATMAN'S NFL REGULAR SEASON STATISTICS

| YEAR | TEAM | RECEIVING | | | | | | | RUSHING | | | | |
|------|-------|-----------|----|-----|------|------|----|----|---------|------|------|----|----|
| | | GP | GS | NO. | YDS. | AVG. | LG | TD | ATT. | YDS. | AVG. | LG | TD |
| 2010 | Miami | 3 | 2 | 0 | 0 | — | — | 0 | 0 | 0 | — | — | 0 |



LIGHTS, CAMERA, SUN LIFE STADIUM



Marley And Me

Sun Life Stadium has not only been host to championship sporting events, the venue has also served as a backdrop to some of the most popular films of the past quarter century. Those motion pictures shot at Sun Life Stadium include *Ace Ventura: Pet Detective*, which starred Jim Carrey and Courteney Cox and featured Dolphins great Dan Marino as himself; *Marley and Me*, starring Owen Wilson and Jennifer Aniston; the Oliver Stone-directed *Any Given Sunday* starring Al Pacino, Jamie Foxx and Dennis Quaid, and *Rock of Ages*, in which the scene filmed at the stadium included actors Tom

Cruise, Julianna Hough, Russell Brand and Alec Baldwin.

The stadium served as a backdrop to an episode of the television show *Seinfeld* titled *The Label Maker* in which Jerry and Newman attend Super Bowl XXIX. Additionally, parts of the opening of the HBO television series *Arli\$* were shot on the field during a Dolphins game. The Stadium also played a role in episodes of television shows *Man Caves*, with former NFL defensive tackle Tony Siragusa and *Designing Spaces*, the Big Game Bubba Burgers edition.

Commercials for products such as Pepsi, Bud Light, Omega Watches, Just for Men, Margaritaville products, Gatorade, Papa Johns and Equinox (featuring Dolphins running back Reggie Bush), were also filmed at Sun Life Stadium.

2012 DRAFT CHOICES

| RD. | NO. | NAME | POS. | HT. | WT. | BIRTH-DATE | COLLEGE |
|-----|-----|------------------|------|------|-----|------------|----------------|
| 1 | 8 | Ryan Tannehill | QB | 6-4 | 222 | 7/27/88 | Texas A&M |
| 2 | 42 | Jonathan Martin | T | 6-5 | 312 | 8/19/89 | Stanford |
| 3a | 72 | Olivier Vernon | DE | 6-2 | 268 | 10/7/90 | Miami (Fla.) |
| 3b | 78 | Michael Egnew | TE | 6-5 | 255 | 11/1/89 | Missouri |
| 4 | 97 | Lamar Miller | RB | 5-10 | 218 | 4/25/91 | Miami (Fla.) |
| 5 | 155 | Josh Kaddu | LB | 6-3 | 242 | 3/12/90 | Oregon |
| 6 | 183 | B.J. Cunningham | WR | 6-2 | 215 | 5/29/89 | Michigan State |
| 7a | 215 | Kheeston Randall | DT | 6-5 | 309 | 5/7/89 | Texas |
| 7b | 227 | Rishard Matthews | WR | 6-0 | 210 | 10/12/89 | Nevada |



B.J. CUNNINGHAM

WIDE RECEIVER

16

HEIGHT: 6-2
 WEIGHT: 215
 BORN: 5/29/89
 DRAFT: D6, 183
 COLLEGE: MICHIGAN STATE '12




FINIS FACT

During the summer of 2007 while attending Westerville South High School, B.J. applied for a position with the retail giant Macy's in Columbus, Ohio. However, he wasn't hired to restock shelves or work in the men's athletic apparel department, instead B.J. was assigned to the women's shoe department where he would spend the next five months learning the complexities of the very lucrative world of women's shoes.

COLLEGE

Four-year starter at Michigan State (2008-11) . . . Played in 51 career games with 42 starts . . . Finished as school's all-time leader in receptions (218) and receiving yards (3,086) . . . Ranked second in TD receptions with 25 . . . Had ten career 100-yard receiving games, third most in MSU history . . . Played in 14 games with 13 starts as a senior in 2011 . . . Was voted Most Valuable Player by his teammates . . . Named as a second-team All-Big Ten selection . . . Tied the school's single-season record with 79 receptions for 1,306 yards (16.5 avg.) with 12 touchdowns . . . Had a school-record eight 100-yard receiving games . . . Caught six passes for 120 yards and two touchdowns at Northwestern . . . Had six receptions for 132 yards and two touchdowns vs. Indiana . . . Named National Wide Receiver of the Week by the College Football Performance Awards after recording a career-high three touchdown receptions in the Big Ten Championship Game against Wisconsin . . . Played all 12 regular-season games with seven starts as a junior in 2010 . . . Missed the 2011 Capital One Bowl vs. No. 15 Alabama with a broken foot he suffered in bowl practice . . . Named as an honorable mention All-Big Ten selection . . . Recorded 50 receptions for 611 yards (12.2 avg.) and nine touchdowns . . . Posted a season-high eight receptions and 113 receiving yards (113), including a game-winning nine-yard touchdown catch in a comeback win at Northwestern . . . Played in 12 games with ten starts as a sophomore in 2009 . . . Recorded 48 receptions for 641 yards (13.4 avg.) and four touchdowns . . . Registered a season-high 92 receiving yards on three catches at Purdue, including a 73-yard touchdown grab in the fourth quarter . . . Played in all 13 games with 12 starts as a redshirt freshman in 2008 . . . Recorded 41 receptions for 528 (12.9 avg.) . . . Posted a season-high six receptions for 52 yards vs. Georgia in the 2009 Capital One Bowl . . . Redshirted as a true freshman in 2007 . . . Majored in sociology.

PERSONAL

Attended Westerville (Ohio) South High School . . . Had 45 receptions for 770 yards (17.1 avg.) and nine touchdowns as a senior . . . Selected as Ohio's MVP in the June 2007 Big 33 Football Classic after catching four passes for 116 yards . . . Caught 45 passes for 700 yards (15.6 avg.) and 15 TDs as a junior . . . Was a three-year starter on the basketball team . . . Made visits to the Shriners Hospitals for Children . . . Lists "Paid In Full" as favorite movie, "Family Guy" and "SportsCenter" as favorite television shows, Rick Ross as favorite recording artist and Michael Jordan and Jerry Rice as favorite athletes . . . Attended the FinsWeekend Captain's Party and took part in the Fishing Tournament . . . Full name is Brian Francis Cunningham, Jr., born May 29, 1989 in Columbus, Ohio.

B.J. CUNNINGHAM'S COLLEGE STATISTICS

| YEAR | TEAM | GP | GS | RECEIVING | | | | | RUSHING | | | | |
|-----------------------|----------------|-----------|-----------|------------|-------------|-------------|-----------|-----------|----------|-----------|-------------|-----------|----------|
| | | | | NO. | YDS. | AVG. | LG | TD | ATT. | YDS. | AVG. | LG | TD |
| 2008 | Michigan State | 13 | 12 | 41 | 528 | 12.9 | 52 | 0 | 4 | 56 | 14.0 | 18 | 0 |
| 2009 | Michigan State | 12 | 10 | 48 | 641 | 13.4 | 73 | 4 | 0 | 0 | — | — | 0 |
| 2010 | Michigan State | 12 | 7 | 50 | 611 | 12.2 | 48 | 9 | 1 | 0 | 0.0 | 0 | 0 |
| 2011 | Michigan State | 14 | 13 | 79 | 1306 | 16.5 | 69 | 12 | 3 | 26 | 8.7 | 24 | 0 |
| COLLEGE TOTALS | | 51 | 42 | 218 | 3086 | 14.2 | 73 | 25 | 8 | 82 | 10.2 | 24 | 0 |

ADDITIONAL STATISTICS

Tackles: 1 in 2008, 2 in 2001 for total of 3.

SINGLE-GAME HIGHS

Most Receptions: 12 at Notre Dame, 9/17/11
9 vs. Youngstown State, 9/2/11
9 at Ohio State, 10/1/11

Most Receiving Yards: 158 at Notre Dame, 9/17/11
154 at Ohio State, 10/1/11

Most Receiving TDs: 3 vs. Wisconsin, 12/3/11



MICHAEL EGNEW

84

TIGHT END

HEIGHT: 6-5
WEIGHT: 255
BORN: 11/1/89
DRAFT: D3b, 78
COLLEGE: MISSOURI '12




FINS FACT

The youngest of nine children, Michael knew how to keep his family in suspense during the NFL Draft. Seeing his cellular phone ring, Michael grabbed it and walked out of the room. Being the second night of the NFL Draft, he had a feeling what the call meant. His family had been watching television for hours, waiting to hear Michael's name called. On the line was Dolphins General Manager Jeff Ireland, who told Michael they planned to pick him - which happened about five minutes later. Michael wasn't about to spoil the surprise, though. "I just kind of walked out of the room, and when my name came on the screen everybody exploded," Michael said. "It was cool."

COLLEGE

Four-year letterman (2008-11) and two-year starter at Missouri . . . Played in 51 career games with 26 starts . . . Recorded 147 receptions for 1,332 yards (9.1 avg.) with eight touchdowns . . . Also registered three carries for eight yards . . . Started all 13 games as senior in 2011 . . . Earned first-team All-Big 12 Conference honors . . . Recorded 50 receptions for 523 yards (10.5 avg.) with three touchdowns . . . Caught eight passes for 73 yards vs. Kansas State . . . Had six catches and 105 yards,

including a 39-yard score in the first quarter, vs. Iowa State . . . Snared season-best 12 catches for 69 yards at Baylor . . . Started all 13 games as a junior in 2010 . . . Was a consensus first-team All-American . . . Selected the Tigers' Most Valuable Player and Receiver of the Year . . . Recorded 90 receptions for 762 yards (8.5 avg.) and five touchdowns . . . Had 13 receptions for 145 yards vs. San Diego State . . . Posted ten catches for 87 yards vs. Texas A&M . . . Played in all 13 games as a sophomore in 2009 . . . Recorded three catches for 25 yards (8.3 avg.) . . . Was named the team's most improved tight end coming out of spring camp . . . Played in 12 games as a true freshman in 2008 . . . Recorded four receptions for 22 yards . . . Graduated in December, 2010, with a degree in hospitality management, needing just three-and-a-half years to complete the task.

PERSONAL

Attended Plainview (Tex.) High School . . . Turned in 34 receptions for 587 yards, along with five touchdowns, while also rushing ten times for 53 yards as a senior . . . Also lettered in basketball as a forward and track and field . . . Placed second in the state championships in the long jump . . . Is the youngest of nine children . . . Lists "Gladiator" and "300" as favorite movies and "Lone Survivor" as favorite book . . . Enjoys hunting, fishing and playing basketball in his spare time . . . Full name is Michael Douglas Egnew, born November 1, 1989 in Lubbock, Texas.

MICHAEL EGNEW'S COLLEGE STATISTICS

| YEAR | TEAM | GP | GS | RECEIVING | | | | | RUSHING | | | | |
|-----------------------|----------|-----------|-----------|------------|-------------|------------|-----------|----------|----------|----------|------------|----------|----------|
| | | | | NO. | YDS. | AVG. | LG | TD | ATT. | YDS. | AVG. | LG | TD |
| 2008 | Missouri | 12 | 0 | 4 | 22 | 5.5 | 7 | 0 | 0 | 0 | — | — | 0 |
| 2009 | Missouri | 13 | 0 | 3 | 25 | 8.3 | 11 | 0 | 0 | 0 | — | — | 0 |
| 2010 | Missouri | 13 | 13 | 90 | 762 | 8.5 | 29 | 5 | 0 | 0 | — | — | 0 |
| 2011 | Missouri | 13 | 13 | 50 | 523 | 10.5 | 39 | 3 | 3 | 8 | 2.7 | 7 | 0 |
| COLLEGE TOTALS | | 51 | 26 | 147 | 1332 | 9.1 | 39 | 8 | 3 | 8 | 2.7 | 7 | 0 |

ADDITIONAL STATISTICS

Tackles: 1 in 2010.

SINGLE-GAME HIGHS

Most Receptions: 13 vs. San Diego State, 9/18/10
12 at Baylor, 11/5/11

Most Receiving Yards: 145 vs. San Diego State, 9/18/10
105 vs. Iowa State, 10/15/11



MIAMI DOLPHINS LOGO

The most recent modification to the Dolphins' logo was made prior to the 1997 season. This marked just the third logo change in franchise history, and the first since 1972.

The original logo featured the dolphin jumping in front of a sunburst using the team's base colors (aqua, coral and white). In 1972, the dolphin was repositioned in front of the sunburst and the aqua color was strengthened. In 1997, the traditional logo and colors were kept as a base, while the sunburst on the logo was accentuated and the dolphin was strengthened with a stronger definition of its shape. In addition, the sunburst was more prominently displayed with the elimination of the hashmarks around the sun's perimeter, while the dolphin's features were accentuated by navy highlights.





JOSH KADDU

LINEBACKER

57

HEIGHT: 6-3
 WEIGHT: 242
 BORN: 3/12/90
 DRAFT: D5, 155
 COLLEGE: OREGON '12

FIN S FACT Josh was one of nine members of the Oregon Ducks who had a two-hour adventure prior to the 2012 Rose Bowl at the Hyatt Regency Century Plaza in Century City, Calif. The players left the 11th floor of the hotel and were headed down when the elevator came to an abrupt stop between the 7th and 8th floors. There it sat, no matter what buttons the players pushed. Finally, they reached the hotel staff on the elevator intercom, and settled back to wait for help. After a while, the players became tired of standing, but there wasn't enough room for all to sit. So they organized. Some players sat down. When one of the standing players became too leg-weary, he traded places with one of those seated. "That wasn't the most pleasant experience," Josh told The Oregonian. "We just tapped out. When somebody was tired, he tapped somebody, and he would get up. It was teamwork."

COLLEGE Four-year letterman (2008-11) and two-year starter at Oregon . . . Played in 40 career games with 28 starts . . . Recorded 108 tackles (68 solos) with ten sacks and 20 tackles for loss . . . Also caused a fumble and deflected four passes . . . Started all 14 games as a senior in 2011 . . . Named first-team All-Pac 12 Conference . . . Recorded career-high 50 tackles (32 solo) . . . Ranked second on the team and eighth in the conference with 6.5 sacks . . . Also placed second on the squad with 9.5 tackles for loss and added two quarterback pressures and a pair of pass deflections . . . Started all 13 games as a junior in 2010 . . . Recorded 32 tackles (20 solo), 2.5 sacks and tied for fifth on the team with 6.5 tackles for loss . . . Posted a sack for a 14-yard loss and three tackles vs. Washington . . . Had three tackles and a sack at Southern California . . . Played in seven games with one start as a sophomore in 2009 . . . Recorded 21 tackles (13 solo) with a sack, four tackles for loss and a forced fumble . . . Made lone start of season vs. Utah . . . Played in six games as a true freshman in 2008 . . . Recorded five tackles . . . Holds degree in general studies.

PERSONAL Attended Vacaville (Calif.) High School . . . Recorded 92 tackles (69 solo), 5.5 quarterback sacks and a pair of interceptions as a senior . . . Also carried the ball 10 times for 78 yards and grabbed five catches for 155 yards and one touchdown . . . Also lettered in basketball, baseball and track and field . . . Enjoys playing video games and playing basketball in free time . . . The Oakland Raiders was his favorite team and Ray Lewis and Michael Jordan were his favorite athletes growing up . . . Lists "Remember The Titans" as favorite movie, "Uncommon" by Tony Dungy as favorite book, Tupac, E-40 and Nipsey Hussle as favorite recording artists . . . Full name is Joshua Israel Kaddu, born March 12, 1990 in Richmond, Calif.

JOSH KADDU'S COLLEGE STATISTICS

| YEAR | SCHOOL | GP | GS | TACKLES | | | | | INTERCEPTIONS | | | | | FUMBLES | | |
|---------------|--------|-----------|-----------|------------|-----------|-----------|-------------|-------------|---------------|----------|----------|----------|----------|----------|----------|----------|
| | | | | TOT | SOLO | ASST | SK | YDS | NO | YDS | LG | TD | PD | FF | FR | YDS |
| 2008 | Oregon | 6 | 0 | 5 | 3 | 2 | 0.0 | 0.0 | 0 | 0 | — | 0 | 0 | 0 | 0 | 0 |
| 2009 | Oregon | 7 | 1 | 21 | 13 | 8 | 1.0 | 4.0 | 0 | 0 | — | 0 | 0 | 1 | 0 | 0 |
| 2010 | Oregon | 13 | 13 | 32 | 20 | 12 | 2.5 | 20.0 | 0 | 0 | — | 0 | 2 | 0 | 0 | 0 |
| 2011 | Oregon | 14 | 14 | 50 | 32 | 18 | 6.5 | 34.0 | 0 | 0 | — | 0 | 2 | 0 | 0 | 0 |
| TOTALS | | 40 | 28 | 108 | 68 | 40 | 10.0 | 58.0 | 0 | 0 | — | 0 | 4 | 1 | 0 | 0 |

ADDITIONAL STATISTICS

Tackles For Loss: 4 for 12 yards in 2009; 6.5 for 28 yards in 2010; 9.5 for 42 yards in 2011 for total of 20 for 82 yards.

JONATHAN MARTIN 71

TACKLE




HEIGHT: 6-5
 WEIGHT: 312
 BORN: 8/19/89
 DRAFT: D2, 42
 COLLEGE: STANFORD '13

FINIS FACT

Jonathan chose to attend Stanford despite strong overtures from Harvard, the alma mater of his parents, Gus and Jane Howard-Martin. The family was told by Harvard's admissions office that Jonathan would have been the university's first fourth-generation African-American student. Jonathan's great-grandfather on his mother's side, John Fitzgerald, graduated from Harvard in 1924. There is still a chance Jonathan could end up at Harvard after his N.F.L. career as he plans to attend law school.

COLLEGE

Three-year starter at Stanford (2009-11) . . . Played in 39 career games with 37 starts at left tackle . . . Protected the blindside of Andrew Luck, the first overall selection by the Indianapolis Colts in the 2012 NFL Draft . . . Started all 13 games at left tackle as a junior in 2011 . . . Earned first-team All-American honors . . . Was a finalist for the Lombardi Award, given to the nation's outstanding lineman . . . Started all 13 games as a sophomore in 2010 . . . Received first-team All-Pac 10 Conference honors . . . Led offensive line which placed second in the NCAA for fewest quarterback sacks allowed (six) . . . Played in all 13 games with 11 starts as a redshirt freshman in 2009 . . . Named second-team Freshman All-American and honorable mention All-Pac 10 Conference . . . Started first six games and final five contests at left tackle . . . Was part of an offensive line that ranked second in the nation in fewest sacks allowed (seven) . . . Helped pave the way for Stanford to rank 11th in the nation in rushing (218.23 ypg), 19th in total offense (427.62 ypg) and 11th in scoring (35.46 ypg) . . . Redshirted as a true freshman in 2008 . . . Majored in the classics.

PERSONAL

Attended Harvard-Westlake School in Studio City, Calif . . . Helped lead the team to an 8-4 record and a second round berth in the Southern Section/Del Ray League playoffs as a senior . . . Also lettered in basketball . . . His great-grandfather on his mother's side, John Fitzgerald, graduated from Harvard in 1924 and both of his parents, Gus Martin and Jane Howard-Martin, also graduated from Harvard . . . Plans to become a trial lawyer following his NFL career . . . The Pittsburgh Steelers was his favorite team and Michael Jordan was his favorite athlete growing up . . . Lists "Gladiator" as favorite movie and TuPac as favorite recording artist . . . Full name is Jonathan Augustus Martin, born August 19, 1989 in Pittsburgh Pa.

JONATHAN MARTIN'S COLLEGE STATISTICS

GAMES/STARTS: 2009: 13/11, 2010: 13/13, 2011: 13/13

COLLEGE TOTALS: 39/37





1972 DOLPHINS ONE OF 12 TO LEAD NFL IN POINTS SCORED AND ALLOWED

En route to their perfect 17-0 season, the 1972 Miami Dolphins led the NFL that year in both points scored and points allowed. During the regular season, they averaged 27.5 points per contest while yielding an average of only 12.2. They are one of only 12 teams in NFL history to achieve this feat, and of the other 11, only the 1996 Green Bay Packers went on to win the Super Bowl.

RISHARD MATTHEWS 86

WIDE RECEIVER

HEIGHT: 6-0
 WEIGHT: 210
 BORN: 10/12/89
 DRAFT: D7b, 227
 COLLEGE: NEVADA '12

FINS FACT

Rishard comes from a military background and is proud of it. His father, Andre, is a retired United States Marine Corps master sergeant. Rishard credits his upbringing with turning him into the young man and accomplished athlete he has become. "My father started off as a drill instructor and every time I went to work everybody called him 'Top' and that's all I knew," Rishard said. "I was young and everybody respected him so that definitely was good."

COLLEGE

Two-year starter at Nevada (2010-11) . . . Also attended Bakersfield College (2009) and Santa Ana (Calif) College (2007-08) . . . Played in 26 career games with 25 starts at Nevada . . . Recorded 147 receptions for 2,243 yards (15.4 avg.) and 13 touchdowns . . . Added ten rushes for 75 yards and two scores . . . Returned 48 punts for 551 yards (11.5 avg.) and two scores . . . Also totaled 91 yards on five kickoff returns (18.2 avg.) . . . Started 12 games as a junior in 2011 . . . Named second-team All-American and first-team All-Western Athletic Conference as a punt returner and receiver . . . Recorded 91 receptions for 1,364 yards (15.4 avg.) and eight touchdowns . . . Led the WAC and ranked tenth nationally with an average of 7.58 receptions per game . . . Returned 23 punts for 307 yards (13.4 avg.) . . . Posted seven games with 100-plus receiving yards, including two games of 200-plus yards . . . Recorded ten catches for 220 yards and a score vs. UNLV . . . Had 12 receptions for 205 yards and a touchdown at Utah State . . . Played in 14 games with 13 starts as a sophomore in 2010 . . . Named as an honorable mention All-American and first-team All-WAC . . . Recorded 56 receptions for 879 yards (15.7 avg.) and five touchdowns . . . Scored twice on five carries for 76 yards (15.2 avg.) . . . Added 91 yards on five kickoff returns (18.2 avg.) . . . Had 25 punt returns for 244 yards (9.8 avg.) with a touchdown . . . Scored three times against Idaho by catching seven passes for 151 yards and a pair of touchdowns and also finding the end zone on a seven-yard reverse . . . Gained a season-high 172 receiving yards on 10 receptions and a score and also scored on a 44-yard reverse vs. Boise State . . . Played in 11 games at Bakersfield College in 2009 . . . Led the team with 47 receptions for 619 yards (13.2 avg.) and six touchdowns . . . Also carried seven times for 20 yards . . . Added 17 punt returns for 319 yards (18.9 avg.) . . . Attended Santa Ana (Calif) College from 2007-08 . . . Majored in physical education.

PERSONAL

Attended Saddleback High School in Santa Ana, Calif . . . Earned All-State, All-Golden West Football Conference and All-CIF Southern section honors as a receiver and strong safety as a senior . . . Caught 47 passes for 1,058 yards (22.5 avg.) and 16 touchdowns . . . Added 98 yards and a score on 13 carries (7.5 avg.) . . . Produced a total of 132 points that included 22 touchdowns, as he scored twice on 11 punt returns for 270 yards (24.55 avg.), adding two more touchdowns on ten kickoff returns for 407 yards (40.7 avg) . . . Also lettered for the basketball team, as he averaged 9.8 points, 6.8 rebounds, 2.6 assists, 0.3 blocks and 2.3 steals . . . Attended Clovis (N.M.) High School in 2005 . . . Rushed 29 times for 358 yards (12.4 avg.) and five touchdowns . . . Added 43 receptions for 839 yards and 12 TDs . . . The St. Louis Rams was his favorite team and Isaac Bruce was his favorite athlete growing up . . . Lists "Scared Straight" and "All About The Benjamins" as favorite movies and Ace Hood as favorite recording artist . . . Father, Andre, is a retired U.S. Marine Corps master sergeant . . . Attended The FinsWeekend Captain's Party . . . Full name is Rishard Andre Matthews, born October 12, 1989 in San Diego, Calif.

RISHARD MATTHEWS' COLLEGE STATISTICS

| YEAR | TEAM | GP | GS | RECEIVING | | | | | RUSHING | | | | |
|----------------|--------|----|----|-----------|------|------|----|----|---------|------|------|----|----|
| | | | | NO. | YDS. | AVG. | LG | TD | ATT. | YDS. | AVG. | LG | TD |
| 2010 | Nevada | 14 | 13 | 56 | 879 | 15.7 | 55 | 5 | 5 | 76 | 15.2 | 44 | 2 |
| 2011 | Nevada | 12 | 12 | 91 | 1364 | 15.0 | 90 | 8 | 5 | -1 | -0.2 | 9 | 0 |
| COLLEGE TOTALS | | 26 | 25 | 147 | 2243 | 15.3 | 90 | 13 | 10 | 75 | 7.5 | 44 | 2 |

ADDITIONAL STATISTICS

Kickoff Returns: 5 for 91 yards, 18.2 avg., long of 21

Punt Returns: 25 for 244 yards, 9.8 avg., 1 TD, long of 72 in 2010; 23 for 307 yards, 13.4 avg., 1 TD, long of 86 for total of 48 for 551 yards, 11.5 avg., 2 TDs, long of 86

Tackles: 4 in 2010, 1 in 2011 for total of 5

Forced Fumbles: 1 in 2011

Fumble Recoveries: 1 in 2011

SINGLE-GAME HIGHS

Most Receptions: 12 at Utah State, 11/26/11
12 vs. Idaho, 12/3/11

Most Receiving Yards: 220 vs. UNLV, 10/8/11
205 at Utah State, 11/26/11

Most Receiving TDs: 2 at Idaho, 11/6/10
2 vs. Hawaii, 11/12/11



LAMAR MILLER

44

RUNNING BACK

HEIGHT: 5-10
WEIGHT: 218
BORN: 4/25/91
DRAFT: D4, 97
COLLEGE: MIAMI (FLA.) '13




FINIS FACT

Lamar held a summer job while attending Miami (Fla.) Killian High School at what was then called the Miami MetroZoo (it became Zoo Miami in the summer of 2010). Even though he didn't have a special interest in animals at the, Lamar still got a lot out of the experience. "It was fun just going around and feeding all of the animals," Lamar said. "I worked there for two months and it was more like a little internship but it was a neat way for me to spend my spare time."

COLLEGE

Two-year letterman (2010-11) and one-year starter at Miami (Fla.) . . . Played in 23 career games with 13 starts . . . Recorded 335 carries for 1,918 yards (5.7 avg.) with 15 touchdowns . . . Caught 28 passes for 181 yards (6.5 avg.) and one score . . . Added 15 kickoff returns for 376 yards (25.1 avg.) and a touchdown and three punt returns for 16 yards (5.3 avg.) . . . Ran for more than 100 yards nine times during his career . . . Started 12 games as a redshirt sophomore in 2011 . . . Named as a first-team All-Atlantic Coast Conference selection . . . Rushed for 1,272 yards on 227 carries (5.6 avg.) and nine touchdowns . . . Became the first Miami running back since Willis McGahee in 2002 to rush for more than 1,000 yards in a season . . . It was third-best single-season rushing total in program history, behind Willis McGahee (1,753 yards in 2002) and Edgerrin James (1,416 in 1998) . . . Added 17 receptions for 85 yards (5.0 avg.) and a score . . . Also returned seven kickoffs for 162 yards (23.4 avg.) . . . Was the only back in country with a rush of 40 yards or more through each of first four games of the season . . . Rushed for 100-plus yards in each of first five games of season . . . Gained season-high 184 yards on 26 carries vs. Ohio State . . . Rushed for 166 yards on 18

carries against then-No. 21 Virginia Tech . . . Also caught his lone receiving touchdown of the season . . . Scored a season-high two rushing touchdowns against both Bethune-Cookman and Duke . . . Registered a career-best 79-yard run for a touchdown in the season finale against Boston College . . . Played in 11 games with one start as a redshirt freshman in 2010 . . . Recorded 108 carries for 646 yards (6.0 avg.) and six touchdowns . . . Added 11 receptions for 96 yards (8.7 avg.) . . . Had eight kickoff returns for 214 yards (26.8 avg.) and a touchdown . . . Also returned three punts for 16 yards . . . Was twice named ACC Rookie of the Week . . . Gained season-best 163 rushing yards and a score on 15 attempts vs. Virginia Tech . . . Rushed for 125 yards and a touchdown on 22 carries vs. Maryland . . . Scored on an 88-yard kickoff return vs. Ohio State . . . Redshirted as a freshman in 2009 . . . Majored in liberal arts.

PERSONAL Attended Miami (Fla.) Killian High School . . . Named first-team All-State recognition as a senior . . . Led Miami-Dade in rushing with 217 carries for 1,749 yards and 22 touchoffs . . . Earned second-team All-State honors as a junior . . . Amassed 154 carries for 1,126 yards with 12 scores . . . Also lettered in basketball and track and field . . . Growing up was a fan of the Miami Hurricanes . . . Lists “Martin” and “The Jamie Foxx Show” as favorite television shows and Meek Mill as favorite recording artist . . . Full name is Lamar N. Miller, born April 25, 1991 in Miami, Fla.

LAMAR MILLER’S COLLEGE STATISTICS

| | | | | RUSHING | | | | | RECEIVING | | | | |
|----------------|--------------|----|----|---------|------|------|-----|----|-----------|------|------|----|----|
| YEAR | TEAM | GP | GS | ATT. | YDS. | AVG. | LG | TD | NO. | YDS. | AVG. | LG | TD |
| 2010 | Miami (Fla.) | 11 | 1 | 108 | 646 | 6.0 | 47 | 6 | 11 | 96 | 8.7 | 28 | 0 |
| 2011 | Miami (Fla.) | 12 | 12 | 227 | 1272 | 5.6 | 79t | 9 | 17 | 85 | 5.0 | 16 | 1 |
| COLLEGE TOTALS | | 23 | 13 | 335 | 1918 | 5.7 | 79t | 15 | 28 | 181 | 6.5 | 28 | 1 |

ADDITIONAL STATISTICS

Kickoff Returns: 8 for 214 yards, 26.8 avg., 1 TD, long of 88t in 2010; 7 for 162 yards, 23.1 avg., long of 34 in 2011 for total of 15 for 376 yards, 25.1 avg., 1 TD, long of 88t.

Punt Returns: 3 for 16 yards, 5.3 avg., long of 15 in 2010.

Tackles: 1 in 2011.

SINGLE-GAME HIGHS

- Most Rushing Attempts:

27 vs. Georgia Tech, 10/22/11
26 vs. Ohio State, 9/17/11
- Most Rushing Yards:

184 vs. Ohio State, 9/17/11
163 vs. Virginia Tech, 11/20/10
- Most Rushing TDs:

2 vs. Bethune Cookman, 10/1/11
2 vs. Duke, 11/5/11
- Most Receptions:

3 at Virginia Tech, 10/8/11
3 at South Florida, 11/19/11
- Most Receiving Yards:

23 at Virginia, 10/30/10
23 at Virginia, 10/8/11
- Most Receiving TDs:

1 at Virginia Tech, 10/8/11



HIGHEST WIN TOTAL AFTER 0-7 SEASON START

In 2011, the Dolphins tied the NFL record for most wins in a season following an 0-7 start. The Dolphins finished the year with six wins and joined the 1978 St. Louis Cardinals and 1998 Washington Redskins as the only teams in NFL history to accomplish this feat.

KHEESTON RANDALL 97

DEFENSIVE TACKLE



HEIGHT: 6-5
WEIGHT: 309
BORN: 5/7/89
DRAFT: D7a, 215
COLLEGE: TEXAS '12



FINS FACT

Kheeston is a large individual, but that has nothing to do with how he got his nickname of "Big Money." Kheeston hails from the Golden Triangle in Texas from a town that he said helped shape his personality and civic pride. "I'm originally from Beaumont and everybody in Beaumont they call it 'Big Money.' So they just felt like calling me that. It's nothing really to do with money at all. I am really proud of where I am from. When I first got to the University of Texas to play football, everyone asked where I was from and I said Big Money, Texas. They just start calling me that. It just grew from there and stayed with me throughout my career."

COLLEGE

Four-year letterman and three-year starter at Texas (2009-11) . . . Played in 47 games with 35 starts . . . Finished with career totals of 98 tackles (49 solo), four sacks and 21 tackles for loss . . . Also forced a fumble, deflected six passes and blocked two kicks (one extra point and one field goal attempt) . . . Started all 14 games as a senior in 2011 . . . Named first-team All-Big XII Conference . . . Earned school's Dr. Nasser Al-Rashid Strength and Conditioning Award . . . Started all 13 games at nose guard . . . Recorded 34 tackles (12 solo), one sack and five tackles for loss . . . Helped Texas lead the conference and rank sixth in the nation in rushing defense (96.23 yards per game) . . . Started all 12 games as a junior in 2010 . . . Named honorable mention All-Big Twelve Conference . . . Registered a career-high 39 tackles (23 solo) with one sack . . . Ranked second on the squad with 13 tackles for loss . . . Deflected three passes and had a pair of blocked kicks . . . Helped Texas rank sixth in the nation in total defense (300.17 yards per game) and pass defense (161.6 yards per game) . . . Played in 14 games with ten starts as a sophomore in 2009 . . . Member of school's Athletics Director's Honor Roll . . . Recorded 23 tackles (12 solo) with two sacks and three tackles for loss . . . Also forced one fumble and broke up one pass . . . Helped Texas rank 12th nationally in scoring defense (16.71 points per game), third in total defense (251.93 yards per game), first in rushing defense (72.36 yards per game), 10th in pass efficiency defense (100.5 rating) and 19th in pass defense (179.6 yards per game) . . . Played in eight games as a freshman in 2008 . . . Recorded two tackles and a pass deflection . . . Majored in liberal arts.

PERSONAL

Attended Beaumont (Texas) Kelly Catholic High School . . . Was a two-time all-state and three-time TAPPS 3-6A all-district selection at defensive tackle . . . Helped lead Kelly High to a 9-1 record and a berth in the regional finals as a senior . . . Recorded 50 tackles, 11 sacks and two forced fumbles . . . Also lettered in basketball and track and field (shot put) . . . Was active in the University of Texas' community service program . . . Part of a group of Longhorns who regularly visited the Dell Children's Medical Center . . . Participated in "A Brush with Kindness," helping repair low-income homes . . . Volunteered at Some Other Place Soup Kitchen and at his church . . . Nickname is "Big Money" . . . Mother, Natalie, played basketball at Louisiana State University . . . Was a fan of the WWE growing up . . . Mentored by former All-American and NFL star Frank Middleton (Tampa Bay Buccaneers, 1997-2000; Oakland Raiders, 2001-04), who is an assistant coach at Kelly . . . Lists "Entourage" as favorite television show, The Bible as favorite book and Taylor Swift as favorite recording artist . . . Enjoys fishing in spare time . . . Attended The FinsWeekend Captain's Party and took part in the Fishing Tournament . . . Full name is Kheeston Rumeil Randall, born May 7, 1989 in Beaumont, Texas.

KHEESTON RANDALL'S COLLEGE STATISTICS

| YEAR | SCHOOL | GP | GS | TACKLES | | | | | INTERCEPTIONS | | | | | FUMBLES | | |
|---------------|--------|-----------|-----------|-----------|-----------|-----------|------------|-------------|---------------|----------|----------|----------|----------|----------|----------|----------|
| | | | | TOT | SOLO | ASST | SK | YDS | NO | YDS | LG | TD | PD | FF | FR | YDS |
| 2008 | Texas | 8 | 0 | 2 | 2 | 0 | 0.0 | 0.0 | 0 | 0 | — | 0 | 1 | 0 | 0 | 0 |
| 2009 | Texas | 14 | 10 | 23 | 12 | 11 | 2.0 | 12.0 | 0 | 0 | — | 0 | 1 | 1 | 0 | 0 |
| 2010 | Texas | 12 | 12 | 39 | 23 | 16 | 1.0 | 12.0 | 0 | 0 | — | 0 | 3 | 0 | 0 | 0 |
| 2011 | Texas | 13 | 13 | 34 | 12 | 22 | 1.0 | 7.0 | 0 | 0 | — | 0 | 1 | 0 | 0 | 0 |
| TOTALS | | 47 | 35 | 98 | 49 | 49 | 4.0 | 31.0 | 0 | 0 | — | 0 | 6 | 1 | 0 | 0 |

ADDITIONAL STATISTICS

Tackles For Loss: 3 for 15 yards in 2009; 13 for 37 yards in 2010; 5 for 14 yards in 2011 for total of 21 for 66 yards.

Blocked Field Goals: 1 in 2010.

Blocked Extra Points: 1 in 2010.



RYAN TANNEHILL

QUARTERBACK

17

HEIGHT: 6-4
WEIGHT: 222
BORN: 7/27/88
DRAFT: D1, 8
COLLEGE: TEXAS A&M '12




FINS FACT

Ryan grew up a Texas Tech fan as his father, Tim, played football there from 1985-87. His mother also attended Tech. Growing up, Ryan went to watch Tech games each year and even sported a small Tech uniform as a child. Although Ryan aspired to play quarterback for Texas Tech, the school did not recruit him. "I grew up a Tech fan," Ryan said. "Mom and dad both went to Tech, and dad played at Tech. I went to a lot of games growing up, all the way up to high school. I'm thankful for my opportunity to be here at Texas A&M, and my parents have been supportive the whole way. There's not much Tech stuff in our house anymore. It's all maroon. I think we have some converts." In storybook fashion, Ryan's first start at quarterback came against his former dream school, Texas Tech, as he led the Aggies to a 45-27 win by throwing four touchdown passes and set a school record of 449 passing yards on Oct 30, 2010.

COLLEGE

Played in 50 games with 25 starts (six at receiver and 19 at quarterback) at Texas A&M . . . Saw double duty as both a quarterback and receiver in five games . . . Finished with passing totals of 484 completions of 774 attempts (62.5-pct.) for 5,450 passing yards with 42 touchdown passes and 21 interceptions . . . Added 112 receptions for 1,596 receiving yards and 10 touchdowns as a receiver . . . Was a three-time first-team Academic All-Big Twelve Conference . . . Started all 13 games as a senior at quarterback . . . Earned honorable mention All-American honors . . . Was a finalist for the Johnny Unitas Golden Arm Award and a semi-finalist for the Davey O'Brien Award . . . Named as a finalist for the 2011 William V. Campbell Trophy, which is given annually to the best scholar-athlete in the nation . . . Set school season-records by completing 327 of 531 passes for 3,744 yards with 29 touchdown passes and 15 interceptions . . . Threw for more than 300 yards seven times, including one 400-yard effort . . . Completed 25 of 37 passes for 415 yards with six touchdowns and one interception vs. Baylor . . . Played in all 13 games as a junior in 2010 . . . Had six starts at quarterback . . . Saw action at receiver for first seven games of season . . . Recorded 11 receptions for 143 yards (13.0 avg.) and one touchdown . . . Took over starting quarterback duties for the final six contests, guiding the team to a 5-1 record . . . Completed 152 of 234 attempts for 1,638 yards, 13 touchdowns and six interceptions . . . Also gained 76 rushing yards on 51 carries and one touchdown . . . Named to the ESPN Academic

All-District team and the Academic All-Big Twelve squad . . . Threw for school-record 449 yards on 36 of 50 passing against Texas Tech in his first career start at quarterback . . . Played in 13 games at receiver as a sophomore in 2009 . . . Named as an honorable mention All-Big Twelve selection . . . Recorded 46 receptions for 609 yards (13.2 avg.) and four touchdowns . . . In all, 36 of his 46 catches (78.2-percent) were good for a first down or a touchdown . . . Also completed four of eight passes for 60 yards . . . Played in 11 games with six starts as a redshirt freshman . . . Voted school's offensive MVP by his teammates . . . Earned honorable-mention Freshman All-American accolades from College Football News . . . Was also honored as a first-team Academic All Big Twelve Conference pick . . . Started the season battling for the starting quarterback spot but switched to receiver after fall camp . . . Set school's freshman records with 55 receptions for 844 yards (15.3-avg.) and five touchdowns . . . Had 15 catches of 20-plus yards . . . Of his 55 receptions, 35 resulted in a first down . . . Caught 12 passes for 210 yards and a touchdown vs. Kansas State . . . Had five receptions for 104 yards and a touchdown vs. Texas Tech . . . Redshirted as a freshman in 2007 . . . Earned B.S. in biology in May, 2011 . . . Plans to attend medical school with the career goal of becoming an orthopedic surgeon.

PERSONAL

Married (Lauren) . . . Attended Big Spring (Tex.) High School . . . Saw action at defensive back, punter, receiver and quarterback . . . Led the school to the playoffs as a senior, as he threw for 1,258 yards, ran for 617 more and added 62 yards on three catches . . . Also handled punting chores, recording a 39.2-yard average, including a career-long 84-yarder . . . Also lettered in basketball, baseball, golf and track and field . . . His father, Tim, played football at Texas Tech from 1985-87 . . . Lists "The Office" as favorite television show . . . Enjoys fishing and playing golf in spare time . . . Full name is Ryan Timothy Tannehill, born July 27, 1988 in Lubbock, Texas.

RYAN TANNEHILL'S COLLEGE PASSING STATISTICS

| YEAR | TEAM | GP | GS | ATT. | CMP. | PCT. | YDS | | TD | INT. | LG | RATE |
|-----------------------|-----------|-----------|-----------|------------|------------|-------------|------------|-------------|-----------|-----------|-----------|--------------|
| | | | | | | | ATT. | YDS | | | | |
| 2008 | Texas A&M | 11 | 6 | 1 | 1 | 100.0 | 8.0 | 8 | 0 | 0 | 8 | 167.2 |
| 2009 | Texas A&M | 13 | 0 | 8 | 4 | 50.0 | 7.5 | 60 | 0 | 0 | 28 | 113.0 |
| 2010 | Texas A&M | 13 | 6 | 234 | 152 | 65.0 | 7.0 | 1638 | 13 | 6 | 64 | 137.0 |
| 2011 | Texas A&M | 13 | 13 | 531 | 327 | 61.6 | 7.1 | 3744 | 29 | 15 | 79 | 133.4 |
| COLLEGE TOTALS | | 50 | 25 | 774 | 484 | 62.5 | 7.0 | 5450 | 42 | 21 | 79 | 133.7 |

RYAN TANNEHILL'S COLLEGE RECEIVING/RUSHING STATISTICS

| YEAR | TEAM | GP | GS | RECEIVING | | | | | | RUSHING | | | | |
|-----------------------|-----------|-----------|-----------|------------|-------------|-------------|-----------|-----------|--|------------|------------|------------|-----------|----------|
| | | | | NO. | YDS. | AVG. | LG | TD | | ATT. | YDS. | AVG. | LG | TD |
| 2008 | Texas A&M | 11 | 6 | 55 | 844 | 15.4 | 59 | 5 | | 2 | -8 | -4.0 | 0 | 0 |
| 2009 | Texas A&M | 13 | 0 | 46 | 609 | 13.2 | 58 | 4 | | 4 | -5 | -1.3 | 6 | 0 |
| 2010 | Texas A&M | 13 | 6 | 11 | 143 | 13.0 | 38 | 1 | | 51 | 76 | 1.5 | 48 | 1 |
| 2011 | Texas A&M | 13 | 13 | 0 | 0 | — | — | 0 | | 58 | 306 | 5.3 | 65 | 4 |
| COLLEGE TOTALS | | 50 | 25 | 112 | 1596 | 14.3 | 59 | 10 | | 115 | 369 | 3.2 | 65 | 5 |

ADDITIONAL STATISTICS

Punting: 3 for 75 yards, 25.0 avg., long of 33.

Tackles: 1 in 2009, 1 in 2010, 1 in 2011 for total of 3.

SINGLE-GAME HIGHS

| | | |
|-------------------------------|-------|--|
| Most Passing Attempts: | 63 | at Oklahoma, 11/5/11 |
| | 53 | vs. Missouri, 10/29/11 |
| Most Pass Completions: | 36 | vs. Texas Tech, 10/30/10 |
| | 35 | vs. Missouri, 10/29/11 |
| Most Passing Yards: | 449 | vs. Texas Tech, 10/30/10 |
| | 415 | vs. Baylor, 10/15/11 |
| Most Passing TDs: | 6 | vs. Baylor, 10/15/11 |
| | 4 | vs. Texas Tech, 10/30/10 |
| Most Interceptions: | 3 | Four times (last: vs. Texas, 11/24/11) |
| Highest Passer Rating: | 218.3 | at Kansas, 10/23/10 |
| | 209.9 | vs. Baylor, 10/15/11 |

| | |
|------------------------------|--|
| Most Receptions: | 12 vs. Kansas State, 10/11/08 9 at Colorado, 11/7/09 |
| Most Receiving Yards: | 210 vs. Kansas State, 10/11/08 104 vs. Texas Tech, 10/18/08 |
| Most Receiving TDs: | 2 at Oklahoma State, 10/4/08 |

OLIVIER VERNON 50
DEFENSIVE END

HEIGHT: 6-2
WEIGHT: 268
BORN: 10/7/90
DRAFT: D3a, 72
COLLEGE: MIAMI (FLA.) '13




FINS FACT

When Olivier was a sophomore at American High School in Miami he worked at a nearby Publix Supermarkets grocery store so he could have some extra money in his pockets. He and his best friend bagged groceries at the front of the store. "We were like the two biggest guys inside Publix bagging groceries asking if you wanted paper or plastic," Olivier said. Because of his size, Olivier often was asked by the ladies both young and old to help them to their car with their groceries. Now with Publix as one of the Dolphins' largest corporate partners, Olivier sees himself as having come full circle.

COLLEGE

Three-year letterman (2009-11) at Miami (Fla.) . . . Played in 30 career games with 16 starts . . . Recorded 81 tackles (51 solo) with nine sacks and 20.5 tackles for loss . . . Also forced and recovered one fumble . . . Played in six games with three starts as a junior in 2011 . . . Recorded 18 tackles (15 solo), 1.5 sacks and 3.5 tackles for loss . . . Finished with a season-high five tackles and 1.5 tackles for loss against Florida State . . . Recovered a fumble against Duke . . . Played in 13 games with 11 starts as a sophomore in 2010 . . . Recorded 39 tackles (25 solo) with six sacks and 10.5 tackles for loss . . . Opened the season with 3.5 sacks and seven tackles vs. Florida A&M . . . Played in 11 games with two starts as a freshman in 2009 . . . Recorded 24 tackles (11 solo), 1.5 sacks and 6.5 tackles for loss . . . Registered five tackles against Virginia Tech in his first career start . . . Majored in criminology.

PERSONAL

Attended American High School in Miami, Fla . . . Registered 52 tackles with 12.5 sacks and 21.0 tackles for loss as a senior . . . Recorded 42 tackles with seven sacks as a sophomore . . . Also lettered in track and field . . . The Baltimore Ravens were his favorite team and Ray Lewis and Sean Taylor were his favorite athletes growing up . . . Lists "The Walking Dead" as favorite television show and Young Jeezy as favorite recording artist . . . Participated in a Dolphins' youth football camp as a 12-year-old in 2003 and was named as the camp's MVP . . . Attended The FinsWeekend Captain's Party . . . Full name is Olivier Alexander Vernon, born October 7, 1990 in Miami, Fla.

OLIVIER VERNON'S COLLEGE STATISTICS

| YEAR | SCHOOL | GP | GS | TACKLES | | | | | INTERCEPTIONS | | | | | FUMBLES | | |
|---------------|--------------|-----------|-----------|-----------|-----------|-----------|------------|-------------|---------------|----------|----------|----------|----------|----------|----------|----------|
| | | | | TOT | SOLO | ASST | SK | YDS | NO | YDS | LG | TD | PD | FF | FR | YDS |
| 2009 | Miami (Fla.) | 11 | 2 | 24 | 11 | 13 | 1.5 | 11.0 | 0 | 0 | - | 0 | 0 | 0 | 0 | 0 |
| 2010 | Miami (Fla.) | 13 | 11 | 39 | 25 | 14 | 6.0 | 50.0 | 0 | 0 | - | 0 | 0 | 0 | 0 | 0 |
| 2011 | Miami (Fla.) | 6 | 3 | 18 | 15 | 3 | 1.5 | 5.0 | 0 | 0 | - | 0 | 0 | 1 | 1 | 0 |
| TOTALS | | 30 | 16 | 81 | 51 | 30 | 9.0 | 66.0 | 0 | 0 | - | 0 | 0 | 1 | 1 | 0 |

ADDITIONAL STATISTICS

Tackles For Loss: 6.5 for 25 yards in 2009; 10.5 for 62 yards in 2010; 3.5 for 9 yards in 2011 for total of 20.5 for 96 yards.

FREE AGENTS

ISAACO AAITUI

DEFENSIVE TACKLE

95

HEIGHT: 6-4
WEIGHT: 315
BORN: 1/25/87
ACQUIRED: FA, 2012
COLLEGE: UNLV '11
NFL: ROOKIE
DOLPHINS: ROOKIE





Re-signed by the Dolphins as a free agent on January 30, 2012 . . . Spent the 2011 season on the practice squad . . . Originally signed by the Dolphins as an undrafted free agent on October 5, 2011 . . . Attended UNLV . . . Was a preseason third-team All-MWC selection as a senior in 2010 . . . Played in 13 games with 12 starts at defensive tackle . . . Ranked second on squad with five tackles for loss . . . Played in 12 games with ten starts as a junior in 2009 . . . Posted 31 tackles and 2.5 tackles for loss . . . Played in all 12 games with nine starts as a sophomore in 2008 . . . Recorded 32 tackles, including 14 solo stops . . . Led the team with seven tackles for loss and shared the team lead with a pair of sacks . . . Hosted four tackles, including three for losses, in win at Arizona State . . . Played seven games as a redshirt freshman in 2007 . . . Finished with ten total tackles, including two for loss . . . Redshirted as a true freshman in 2006 . . . Majored in university studies . . . Graduated from Faga'itua High School in Pago Pago . . . Played one season as team won the island championship in 2005 . . . Also competed in rugby, volleyball and soccer . . . Born on Jan. 25, 1987, in Pago Pago.

VINCENT AGNEW

CORNERBACK

43

HEIGHT: 5-10
WEIGHT: 196
BORN: 12/28/87
ACQUIRED: FA, 2011
COLLEGE: CENTRAL MICHIGAN '11
NFL: FIRST SEASON
DOLPHINS: FIRST SEASON





Re-signed by Dolphins on January 30, 2012 . . . Spent time on Dolphins practice squad in 2011 . . . Waived by Miami on September 3, 2011 . . . Originally signed with the Dolphins as an undrafted college free agent on July 28, 2011 . . . Saw action in 47 games with 16 starts during his collegiate career at Central Michigan . . . Career totals include 161 tackles, 14 pass defended, three blocked kicks, one forced fumble, one fumble recovery and an interception . . . Started all 12 games at cornerback as a senior in 2010 . . . Named third-team all-MAC as a senior and Defensive Player of the Year by his teammates . . . Recorded his first interception vs. Bowling Green (10/30) . . . Posted a career-high 12 tackles in win vs. Western Michigan (11/5) and forced his first career fumble . . . Blocked a punt that was recovered for a touchdown at Toledo (11/26) and led the defense with 10 tackles . . . Appeared in all 14 games, including two starts, as a junior in 2009 . . . Made a season-high eight tackles at Ball State (11/18) . . . Named Defensive MVP of the GMAC Bowl (1/6/10) after blocking a Troy field goal attempt in the second overtime . . . Appeared in 12 games with four starts as a sophomore in 2008 . . .

Posted 26 tackles in his four starts . . . Collected at least three tackles in eight different games . . . Credited with eight stops in the Motor City Bowl (12/26). . . Appeared in nine games as a backup in the secondary and on special teams as a redshirt freshman in 2007 . . . Majored in journalism . . . Three-year starter as a defensive back and receiver at Catholic Central in Grand Rapids, Mich . . . Lettered four times in track and field and twice in basketball . . . Accounted for 1,425 all-purpose yards, including 601 rushing, 432 receiving and 392 on kick returns while scoring 13 touchdowns as a senior . . . Garnered all-state first team accolades, along with all-city and all-area honors . . . Helped lead school to a 12-2 record and state runner-up finish in 2005 . . . Also lettered in track and basketball . . . Growing up was a fan of the Chicago Bulls and Michael Jordan . . . Lists "The Fresh Prince" as favorite television show, "The Count of Monte Cristo" as favorite book and enjoys listening to R&B music . . . Full Name is Vince Shonte Agnew, born December 28, 1987 in Grand Rapids, Mich.

CHAS ALECXIH
DEFENSIVE TACKLE

66

HEIGHT: 6-3
WEIGHT: 304
BORN: 2/10/89
ACQUIRED: FA, 2012
COLLEGE: PITTSBURGH '12
NFL: ROOKIE
DOLPHINS: ROOKIE

Signed by the Dolphins as an undrafted free agent on May 4, 2012 . . . Four-year letterman (2008-11) at Pittsburgh . . . Played in 41 games with 26 starts . . . Recorded 127 tackles (69 solo), including 33 tackles for loss (26 solo), and 20 sacks . . . Also recorded three forced fumbles, nine quarterback hurries, seven passes defended and one blocked kick . . . Had 57 tackles (32 solo), including 17 tackles for loss (17 solo), and seven sacks as a senior in 2011 . . . Added four passes defended, two forced fumbles, five quarterback hurries, and one interception returned for 47 yards . . . Recorded an interception for a 47-yard return vs. Buffalo . . . Had a season-high ten tackles at Rutgers . . . Started all 13 games at defensive tackle as a junior in 2010 . . . Recorded 57 tackles, nine tackles for loss and 7.5 sacks . . . Had a season-high eight tackles in games against Cincinnati, Connecticut and West Virginia . . . Posted a career-high three sacks vs. New Hampshire . . . Registered two sacks against West Virginia . . . Was awarded a scholarship prior to the 2009 season . . . Went on to play in 12 games as a reserve defensive tackle . . . Compiled 12 tackles, five tackles for loss, four sacks and a blocked kick . . . Posted three tackles, two sacks and a forced fumble vs. Syracuse. . . Also had sacks against USF and Louisville . . . Blocked a field goal at N.C. State . . . Lettered in 2008 as a redshirt freshman . . . Played in four games . . . Had one tackle vs. Louisville . . . Joined team as a walk-on and redshirted as a true freshman in 2007 . . . Holds degree in communications . . . Was a two-way starter for Penn Manor in Lancaster, Pa at tight end and defensive end . . . Named as a two-time first team All-Lancaster-Lebanon League . . . Earned letters in football and track and field . . . Selected to play in the Tri-County All-Star Game as a senior . . . Grandfather, Peter Alecxih Sr., was a defensive tackle for Navy . . . Was a fan of the Philadelphia 76ers and football stars Randy Moss and Cris Carter . . . Lists "The Sopranos" and "The Walking Dead" as favorite television shows, The Bible as favorite book and Jay-Z as favorite recording artist . . . Attended The FinsWeekend Captain's Party and took part in the Fishing Tournament . . . Full name is Peter Charles Alecxih III, born February 10, 1989 in Lancaster, Pa.

LES BROWN

TIGHT END

87

HEIGHT: 6-4
 WEIGHT: 245
 BORN: 6/29/87
 ACQUIRED: FA, 2012
 COLLEGE: WESTMINSTER '10
 NFL: ROOKIE
 DOLPHINS: ROOKIE






Signed by the Dolphins on April 18, 2012 . . . Did not play college football . . . Worked at private equity firm Huntsman Gay Global Capital for two years in both Salt Lake City and West Palm Beach . . . Moved to Oahu, Hawaii for full-time football workouts along with 11 other NFL hopefuls . . . Participated in Brigham Young University's pro day on March 29 before signing with Dolphins . . . Played three seasons of college basketball at NAIA Westminster College in Utah from 2006-09 . . . Appeared in 91 basketball games . . . Averaged 1.8 points and 2.3 rebounds in his career . . . Ranked eighth in school history with 23 blocked shots . . . Started 34 games and averaged 2.4 points and 3.2 rebounds per game as a junior . . . Made one of the most memorable shots in school history when he tipped in a rebound before the buzzer to defeat Carroll in a Frontier Conference Tournament game in 2009 . . . Opted for job at Huntsman Gay Global Capital instead of returning for senior season . . . Excelled in football, baseball and basketball at Highlands High School in Salt Lake City . . . Earned all-state honors in football and basketball . . . Led the state of Utah in receptions as a junior . . . Attended The FinsWeekend Captain's Party and took part in the Fishing Tournament . . . Born June 29, 1987.


MARCUS BROWN

CORNERBACK

32

HEIGHT: 6-1
 WEIGHT: 190
 BORN: 1/27/87
 ACQUIRED: FA, 2011
 COLLEGE: ARKANSAS STATE '10
 NFL: SECOND SEASON
 DOLPHINS: SECOND SEASON





Re-signed by the Dolphins as a free agent on January 30, 2012 . . . Spent the 2011 season on the Dolphins practice squad . . . Waived by the Seattle Seahawks on August 18, 2011 . . . Signed to active roster from Seattle's practice squad on December 20, 2010 . . . Played in one game for Seahawks . . . Made NFL debut vs. St. Louis (1/2/11) on special teams . . . Was inactive for both postseason games . . . Originally signed by Seattle as an undrafted rookie free agent on April 24, 2010 . . . Finished career at Arkansas State with 123 tackles and nine pass breakups . . . Had one interception and returned a fumble 71 yards for a touchdown . . . Attended Lee High School in Marianna, Ark . . . Lettered four years in football and one year in track . . . Tallied 16 touchdowns while splitting time as receiver, quarterback and running back as a senior . . . Had 720 yards rushing, 630 yards receiving and 300 yards passing . . . Also recorded 12 sacks on defense . . . Rushed for more than 900 yards and scored 17 touchdowns as a junior . . . Born January 27, 1987.

MARCUS BROWN'S NFL REGULAR SEASON STATISTICS

| YEAR | TEAM | | | TACKLES | | | | | | INTERCEPTIONS | | | | | FUMBLES | | |
|------|---------|----|----|---------|------|------|----|-----|--|---------------|-----|----|----|----|---------|----|-----|
| | | GP | GS | TOT | SOLO | ASST | SK | YDS | | NO | YDS | LG | TD | PD | FF | FR | YDS |
| 2010 | Seattle | 1 | 0 | 0 | 0 | 0 | 0 | 0.0 | | 0 | 0 | - | 0 | 0 | 0 | 0 | 0 |
| 2011 | Miami | | | | | | | | | | | | | | | | |

PRACTICE SQUAD

MARCUS BROWN'S NFL PLAYOFF STATISTICS

| YEAR | TEAM | | | TACKLES | | | | | | INTERCEPTIONS | | | | | FUMBLES | | |
|------|---------|----|----|---------|------|------|----|-----|--|---------------|-----|----|----|----|---------|----|-----|
| | | GP | GS | TOT | SOLO | ASST | SK | YDS | | NO | YDS | LG | TD | PD | FF | FR | YDS |
| 2010 | Seattle | | | | | | | | | | | | | | | | |

INACTIVE



CAMERON COLLINS 45

LINEBACKER

HEIGHT: 6-2
 WEIGHT: 241
 BORN: 9/29/89
 ACQUIRED: FA, 2012
 COLLEGE: OREGON STATE '12
 NFL: ROOKIE
 DOLPHINS: ROOKIE






Signed by the Dolphins as an undrafted free agent on May 4, 2012 . . . Saw action in 11 games at linebacker as a senior in 2011 . . . Finished with 55 tackles (24 solo), 3.5 tackles for loss and two sacks . . . Moved to linebacker prior to 2010 junior season . . . Was a first-team Pac-10 All-Academic . . . Recorded 39 tackles . . . Matched career-high with 10 tackles vs. Arizona State . . . Began sophomore season in 2009 as the nickel safety . . . Took over starting safety position in the fourth game of the season . . . Named as a first-team Pac-10 All-Academic selection . . . Recorded 70 tackles with four passes defended . . . Posted five special teams tackles . . . Recorded career-high 10 tackles vs. Stanford . . . Participated mainly on special teams as a redshirt freshman in 2008 . . . Posted 13 special teams tackles . . . Recorded a season-high three tackles vs. Washington State and Stanford . . . Was the only freshman on the first-team Pac-10 All-Academic team . . . Redshirted as a true freshman in 2007 . . . Was a standout on the defensive scout team . . . Holds degree in finance . . . Graduated from Santa Monica (Calif.) High School with a 3.80 cumulative GPA . . . Lettered in football, basketball and track . . . Earned the school's Centennial and Presidential Awards for academics . . . Missed the first four games of his senior year with a broken hand . . . Recorded 70 tackles . . . Had games of 18 and 17 tackles . . . Posted 69 tackles on defense and 39 receptions as a wide receiver as a junior . . . Member of OSU's Student Athlete Advisory Committee . . . Was heavily involved in on and off campus community service events . . . Growing up, was a fan of the N.Y. Yankees . . . Lists "Gladiator" as favorite movie and Jay-Z as favorite recording artist . . . Attended The FinsWeekend Captain's Party and took part in the Fishing Tournament . . . Full name is Cameron Bradford Collins, born September 29, 1989 in Cherry Point, N.C.

DEREK DENNIS

GUARD

63

HEIGHT: 6-3
WEIGHT: 315
BORN: 7/16/88
ACQUIRED: FA, 2012
COLLEGE: TEMPLE '12
NFL: ROOKIE
DOLPHINS: ROOKIE

Signed by the Dolphins as an undrafted free agent on May 4, 2012 . . . Started all 13 games at left guard as a senior in 2011 . . . Saw action at left tackle as well . . . Also played on the field goal unit . . . Led offensive line which did not allow a sack in games against Wyoming, Ohio, Buffalo and Akron . . . Was invited to play in the 2012 East-West Shrine Game . . . Played in 12 games with seven starts as a redshirt junior in 2010 . . . Made two starts at right guard, one start at left guard and four starts at left tackle . . . Also played on the field goal unit . . . Played in three games with one start at right tackle as a junior in 2009 . . . Missed remainder of the season with a knee injury and was granted medical redshirt . . . Played in all 12 games with six starts in 2008 as sophomore . . . Also saw action on the field goal unit . . . Played in all 12 games with ten starts at right guard as a true freshmen in 2007 . . . Made first collegiate start at Connecticut . . . Named the coaches offensive player of the game at Ohio where he graded at 90 percent . . . Holds degree in broadcast journalism . . . Has enrolled as a non-matriculated graduate student . . . Graduated from Trinity (N.Y.) Pawling High School . . . Played offensive guard, tight end and defensive end . . . Posted 149 tackles, ten sacks, nine four four fumbles and four interceptions on defense . . . Added eight receptions for 220 yards and 35 pancake blocks . . . Earned All-League, All-Conference and honorable mention All-Section honors on the gridiron . . . Also lettered in basketball and lacrosse . . . Averaged 15 points and 11 rebounds per game . . . His first cousin, Curtis Kelly, played basketball at Kansas State . . . His third cousin, Dexter Coakley, was a three-time Pro Bowl linebacker, who played ten NFL seasons for Dallas and St. Louis . . . The N.Y. Yankees, N.Y. Jets and N.Y. Knicks were his favorite teams and Derek Jeter and Shaquille O'Neal were his favorite athletes growing up . . . Attended The FinsWeekend Captain's Party and took part in the Fishing Tournament . . . Full name is Derek Kehlil Dennis, born July 16, 1988 in Queens, N.Y.

JONATHAN FREENY

LINEBACKER

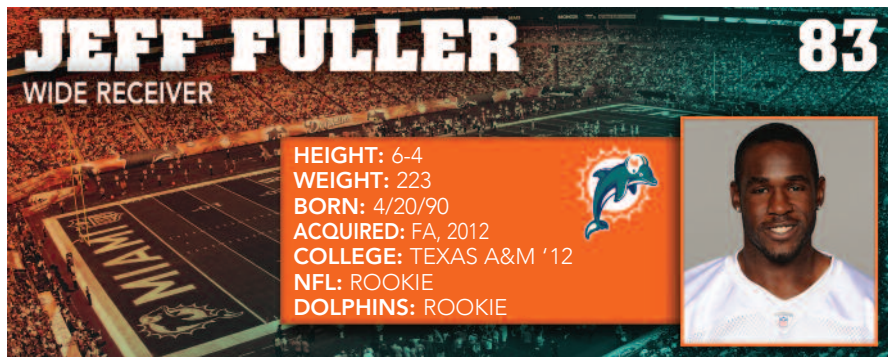
49

HEIGHT: 6-2
WEIGHT: 250
BORN: 6/15/89
ACQUIRED: FA, 2011
COLLEGE: RUTGERS '11
NFL: FIRST SEASON
DOLPHINS: FIRST SEASON




Spent part of 2011 season on Dolphins practice squad . . . Originally signed with the Miami Dolphins as an undrafted college free agent on July 28, 2011 . . . Saw action in 46 games with 13 starts during his career at Rutgers . . . Finished career with 93 tackles, 20 tackles for loss, 11 sacks, one fumble forced, four fumble recoveries and an interception . . . Started all 12 games at defensive end for the Scarlet Knights as a senior in 2010 . . . Tied for team lead with three fumble recoveries and ended the season with 38 tackles and seven tackles for loss . . . Recorded 33 tackles as a junior in 2009 . . . Was recipient of the Most Improved Scholar Award

... Led the team with 9.5 sacks and tied for second with 12 tackles for loss ... Had at least one sack in five games and posted multiple sacks in three contests ... Played in all 13 games during sophomore campaign in 2008 ... Registered 19 total tackles ... Started first career game in PapaJohns.com Bowl against N.C. State ... Played in eight of 13 games as a true freshman in 2007 ... Closed out freshman year with three tackles and five quarterback hurries ... Attended Coconut Creek (Fla.) High School ... First team All-Broward selection awarded by the Miami Herald ... Starred at both linebacker as well as defensive end ... Distant relative of defensive end Dwight Freeney of the Indianapolis Colts ... Full name is Jonathan Freeney, born June 15, 1989.





JEFF FULLER

83

WIDE RECEIVER

HEIGHT: 6-4
 WEIGHT: 223
 BORN: 4/20/90
 ACQUIRED: FA, 2012
 COLLEGE: TEXAS A&M '12
 NFL: ROOKIE
 DOLPHINS: ROOKIE







Signed by the Dolphins as an undrafted free agent on May 4, 2012 ... Played in 49 games with 40 starts ... Posted career totals of 233 receptions for 3,092 yards and 34 touchdowns ... Played in all 13 games with 12 starts as a senior in 2011 ... Finished with 70 receptions for 828 yards and six touchdowns ... Tallied six receptions for 55 yards including a season-high two receiving touchdowns vs. Oklahoma State ... Recorded season-high nine receptions for 82 yards vs. Arkansas ... Recorded seven receptions for 107 yards and a touchdown vs. Texas ... Posted seven receptions for a season-high 119 receiving yards and one touchdown vs. Northwestern ... Started all 13 games as a junior in 2010 ... Finished with 72 catches for 1,066 receiving yards and 12 touchdowns ... Caught 10 passes for 160 yards and a touchdown vs. Louisiana Tech ... Had career-high 11 catches and 171 yards with two touchdowns vs. Texas Tech ... Caught 41 passes for 568 yards and seven touchdowns as a sophomore in 2009 ... Missed four games with fractured right fibula ... Had six receptions for 132 yards and three touchdowns against Texas ... Hauled in seven balls for a game-high 102 yards in Independence Bowl vs. Georgia ... Started eight games as a true freshman in 2008 ... Earned second-team freshman All-American honors and honorable-mention All Big 12 accolades from the conference coaches ... Caught 50 passes for 630 yards with nine touchdowns ... Majored in agricultural leadership and development ... Attended McKinney (Texas) Boyd High School ... Lettered in track and basketball ... Grabbed 37 catches for 448 yards and five touchdowns as a senior ... Caught 27 passes for 327 yards and three touchdowns as a junior ... Father, Jeff, was a standout safety at Texas A&M before moving on to a six-year NFL career with the San Francisco 49ers ... Was a fan of the San Francisco 49ers and wide receiver Jerry Rice growing up ... Enjoys fishing and playing golf in spare time ... Attended The FinsWeekend Captain's Party ... Full name is Jeffrey Alan Fuller, born April 20, 1990 in Palo Alto, Calif.

JONAS GRAY

46

RUNNING BACK

HEIGHT: 5-9
 WEIGHT: 225
 BORN: 6/27/90
 ACQUIRED: FA, 2012
 COLLEGE: NOTRE DAME '12
 NFL: ROOKIE
 DOLPHINS: ROOKIE

Signed by the Dolphins as an undrafted free agent on May 4, 2012 . . . Played in 34 career games with five starts . . . Recorded 189 carries for 1,100 yards with 12 touchdowns . . . Added 11 receptions for 105 yards and three kickoff returns for 25 yards . . . Played in 11 games with four starts as a senior in 2011 . . . Recorded 114 carries for 791 yards with 12 touchdowns . . . Added six catches for 38 yards . . . Registered 15 rushes for 94 yards and a touchdown at Purdue . . . Tallied seven rushes for 69 yards and two rushing touchdowns vs. Air Force . . . Had 21 carries and 128 rushing yards and two touchdowns vs. Maryland . . . Played in seven games as a junior in 2010 . . . Missed five games to a knee injury . . . Recorded 20 carries for 100 yards . . . Collected a 16-yard kickoff return against Stanford . . . Played in eight games with one start as a sophomore in 2009 . . . Recorded 34 carries for 119 yards . . . Added 54 yards on four receptions . . . Rushing nine times for 50 yards and added five-yard reception vs. Nevada . . . Played in seven games as a freshman in 2008 . . . Carried 21 times for 90 yards . . . Recorded nine rushes for 61 yards at Washington . . . Holds degree in political science . . . Attended Detroit (Mich.) Country Day High School . . . Lettered in football, basketball and track and field . . . Gained 2,614 yards on 341 rushes (7.7 avg.) and scored 32 TDs during senior season . . . Helped lead school to an 11-3 record and an appearance in the state championship . . . Rushed for 305 yards on 29 carries and scored four touchdowns in the state semifinal . . . Rushed for more than 200 yards in five games . . . Gained 1,252 rushing yards as a junior as well as 19 touchdowns . . . Member of the 2007 state championship basketball team . . . Was active in several non-sports organizations or clubs . . . Was vice president of Kids for C.O.T.S. (Coalition Of Temporary Shelter) and participated in global youth leadership . . . Cousin, Jeff Webb, played wide receiver at San Diego State and was drafted in the sixth round of the 2006 NFL draft by Kansas City . . . The Detroit Lions and Detroit Pistons were his favorite teams and Jerome Bettis and Barry Sanders were his favorite athletes growing up . . . Lists "Gladiator" as favorite movie, "Family Guy" as favorite television show, "The Count of Monte Cristo" as favorite book, and Future and 2 Chains as favorite recording artists . . . Full name is Jonas Lee Gray, born June 27, 1990 in Pontiac, Mich.

CHRIS HOGAN

81

WIDE RECEIVER

HEIGHT: 6-1
 WEIGHT: 215
 BORN: 10/24/88
 ACQUIRED: FA, 2011
 COLLEGE: MONMOUTH '11
 NFL: FIRST SEASON
 DOLPHINS: FIRST SEASON




Signed by the Dolphins as a free agent on January 30, 2012 . . . Signed to Miami's practice squad on December 28, 2011 . . . Spent part of 2011 season on practice squad of N.Y. Giants

... Originally signed by San Francisco as an undrafted free agent in 2011 ... Played one season at Monmouth ... Caught 12 passes, including three for touchdowns ... Also played defensive back after injuries decimated the position ... Scored a touchdown on his first collegiate reception, a 17 yarder against Colgate ... Started the final seven games of season at cornerback ... Recorded two interceptions in his first game at cornerback and finished the season with three picks and 28 tackles ... Played four seasons of lacrosse at Penn State University ... Was a starter for the Nittany Lions in the midfield all four years ... Was a second-team All-CAA selection as a senior after scoring 15 goals and assisting on nine others ... Led Penn State in goals and points en route to a First Team All-ECAC selection ... Finished his career with 71 points on 57 goals and 14 assists ... Earned three varsity letters at wideout at Ramapo (N.J.) High School ... Earned all-state and all-league honors for the Raiders ... Left Ramapo as the school's all-time receptions leader ... Named to Jersey Football Top 100 and was on the Tri-State Heisman Team as well ... Born October 24, 1988.

TRENTON HUGHES 47
CORNERBACK

HEIGHT: 5-10
WEIGHT: 190
BORN: 3/5/89
ACQUIRED: FA, 2012
COLLEGE: MARYLAND '12
NFL: ROOKIE
DOLPHINS: ROOKIE

Signed by the Dolphins as an undrafted free agent on May 4, 2012 ... Played in 37 career games with 16 starts ... Played in all 12 games with three starts at cornerback as a senior in 2011 ... Earned the A.V. Williams Award for Outstanding and Conspicuous Sportsmanship at the end-of-season banquet ... Moved into a starting role vs. Notre Dame and had a season-high six stops ... Started all 13 at cornerback as a junior in 2010 ... Posted team-high nine pass breakups ... Ranked ninth on the team with 39 tackles and seventh with 28 solo stops ... Recorded interception vs. Florida International on Maryland's goal line in the fourth quarter, the first pick of his career ... Had three tackles vs. Clemson and broke up a pass in the end zone ... Set career highs with seven tackles and three pass breakups while also forcing a fumble vs. North Carolina State ... Saw action in all 12 games as a sophomore in 2009 ... Played in four games on special teams as a redshirt freshman in 2008 ... Redshirted as a true freshman in 2007 ... Holds degree in family science ... Attended Kempsville High School in Virginia Beach, Va ... Saw action at wide receiver, defensive back and linebacker as a senior ... Had 40 carries for 523 yards and four touchdowns ... Grabbed two interceptions, returning one for a touchdown, and also scored a touchdown on a punt return ... Notched 60 tackles, including two sacks, two interceptions, eight pass breakups as a junior ... Also starred all four years for the track team and was part of the AAU national champion 4x100 relay team ... Was active in his church and assists his father coaching Pop Warner football ... Member of the honor roll in high school ... The L.A. Lakers were his favorite sports team and Kobe Bryant was his favorite athlete growing up ... Lists "Fresh Prince" and "Martin" as favorite television shows and Jay-Z and Nas as favorite recording artists ... Attended The FinsWeekend Captain's Party and took part in the Fishing Tournament ... Full name is Trenton Hiawatha Hughes, born March 5, 1989 in Virginia Beach, Va.



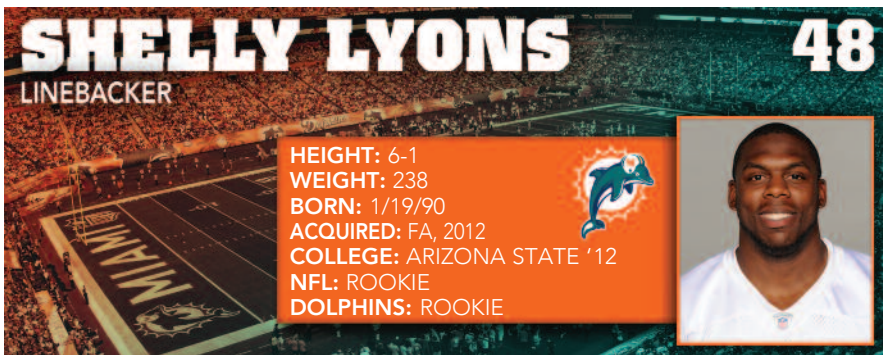
JORVORSKIE LANE 41

FULLBACK

HEIGHT: 5-11
WEIGHT: 258
BORN: 2/4/87
ACQUIRED: FA, 2012
COLLEGE: TEXAS A&M '09
NFL: ROOKIE
DOLPHINS: ROOKIE






Signed as a free agent by the Dolphins on June 5, 2012 . . . Played with the West Texas Roughnecks of the Indoor Football League in 2010 . . . Saw action in 13 games . . . Compiled 326 all-purpose yards and 12 touchdowns . . . Four-year letterman (2005-08) at Texas A&M . . . Played tailback during his freshman through junior seasons before switching to fullback as a senior . . . Finished senior season in 2008 with 93 rushing yards and five touchdowns . . . Rushed for 780 yards on 168 carries (4.6 avg.) and 16 touchdowns as a junior in 2007 . . . Rushed for 725 yards on 166 carries and tied school record with 19 rushing touchdowns as a sophomore in 2006 . . . Scored at least one touchdown in each of the first 11 games of the season . . . Produced a first down or touchdown on 26 of 29 carries on third and fourth down . . . Scored four touchdowns against Louisiana-Lafayette . . . Ran 127 yards on 27 carries against Missouri . . . Rushed for 595 yards and nine touchdowns on 119 carries as a freshman in 2005 . . . His nine rushing touchdowns were the fourth-best freshman effort in school history . . . Had season-high 139 rushing yards on 22 carries against Oklahoma State . . . Has daughters, Javia and Jai'Unna, and a son, Jorvorskie Jr. . . . Is the paternal half brother of Jermichael Finley, who plays tight end for the Green Bay Packers . . . Was a two-time all-state selection Lufkin (Texas) High School . . . As a three-year starter at running back, he rushed for 3,671 yards and 70 touchdowns, and recorded 82 receptions for 1,060 yards . . . Also averaged 16 points per game for basketball team . . . Full name is Jorvorskie Javion Lane, born February 4, 1987 in Lufkin, Texas.



SHELLY LYONS 48

LINEBACKER

HEIGHT: 6-1
WEIGHT: 238
BORN: 1/19/90
ACQUIRED: FA, 2012
COLLEGE: ARIZONA STATE '12
NFL: ROOKIE
DOLPHINS: ROOKIE

Signed by the Dolphins as an undrafted free agent on May 4, 2012 . . . Saw action in 43 career games with 12 starts . . . Recorded 126 career tackles, including 7.5 for loss and two interceptions . . . Also had two forced fumbles, a fumble recovery and one career sack . . . Appeared in all 13 games with eight starts as a senior in 2011 . . . Earned Hard Hat player recognition for his work in ASU's offseason strength and conditioning program for the second time . . . Finished with 51 tackles, two forced fumbles, a fumble recovery and a pair of interceptions . . . Had four tackles and scored on a 41-yard interception vs. Southern California and was named Pac-12 Defensive Player of the Week . . . Made seven tackles and an interception vs. Oregon . . . Had five solo tackles and a forced fumble at UCLA . . . Played in seven games with three starts as a junior in 2010 . . . Earned Hard Hat player recognition for his work in ASU's offseason strength and conditioning program . . . Appeared in 11 games as

a sophomore in 2009 . . . Finished with 17 tackles and a pass break-up . . . Played in all 12 games as a reserve linebacker and on special teams as a true freshman in 2008 . . . Totaled 36 tackles, 1.5 tackles for loss and two pass break-ups on the season . . . Recorded multiple tackles in 11 of the team's 12 games . . . Totaled season-high six tackles at Oregon State . . . Majored in criminal justice . . . Attended Centennial High School in Corona, Calif. . . . Totaled 205 tackles with 8.0 sacks, five quarterback hurries, three pass deflections, three interceptions and one fumble recovery . . . Ranked second on the team with 101 total stops as a senior . . . Posted 84 tackles as a junior . . . Saw action at punter, averaging 37.8 yards on four punts . . . The L.A. Lakers was his favorite sports team and Kobe Bryant and Sean Taylor were his favorite athletes growing up . . . Lists "The Office" as favorite television show and Weezy as favorite recording artist . . . Attended The FinsWeekend Captain's Party and took part in the Fishing Tournament . . . Full name is Shelly Thomas Lyons, born January 19, 1990 in Paramount, Calif.

KELCIE MCCRAY
SAFETY

37

HEIGHT: 6-1
WEIGHT: 200
BORN: 9/21/88
ACQUIRED: FA, 2012
COLLEGE: ARKANSAS STATE '12
NFL: ROOKIE
DOLPHINS: ROOKIE

Signed by the Dolphins as an undrafted free agent on May 4, 2012 . . . Playing in 49 career games with 37 starts . . . Recorded 220 tackles (126 solo), nine tackles for loss, ten interceptions returned for 121 yards, one fumble recovery, two forced fumbles and 12 pass breakups . . . Recorded 70 tackles, four interceptions and four passes break-ups as a senior in 2011 . . . Had a season-high ten tackles at Virginia Tech . . . Tallied two interceptions at Louisiana-Monroe . . . Started 12 games at safety as a junior in 2010 . . . Recorded a career-high 79 tackles, two interceptions and two pass break-ups . . . Posted multiple tackles in every game and recorded double-figure tackles in four games . . . Had a career-high 12 tackles vs. Troy . . . Started all 12 games at strong safety as a sophomore in 2009 . . . Named All-Sun Belt Conference . . . Posted a team-high four interceptions . . . Ranked third on the team with 58 tackles and added three fumbles recoveries . . . Posted season-high nine tackles against Louisiana-Monroe . . . Recorded at least five tackles in seven games . . . Saw action in all 12 games as a redshirt freshman in 2008 . . . Recorded 13 tackles on season . . . Forced a fumble vs. Louisiana-Monroe . . . Received the team's Freshman Academic Excellence Award at the conclusion of spring practices . . . Redshirted and participated on the scout team in 2007 . . . Majored in mathematics . . . Attended Hardaway High School in Columbus, Ga . . . Was a three-year varsity letterman at quarterback . . . Rushed for 411 yards and three touchdowns on 112 carries as a senior . . . Completed 32 of 80 passing attempts for 363 yards and two touchdowns . . . Also lettered in basketball . . . The Chicago Bulls was his favorite sports team and Deion Sanders and Walter Payton were his favorite athletes growing up . . . Jay-Z is his favorite recording artist . . . Enjoys playing basketball in his spare time . . . Attended The FinsWeekend Captain's Party and took part in the Fishing Tournament . . . Full name is Kelcie Jerome McCray, born Sept. 21, 1988 in Columbus, Ga.



ANDREW McDONALD 67

TACKLE

HEIGHT: 6-6
WEIGHT: 310
BORN: 9/8/88
ACQUIRED: FA, 2012
COLLEGE: INDIANA '12
NFL: ROOKIE
DOLPHINS: ROOKIE




Signed by the Dolphins as an undrafted free agent on May 14, 2012 after trying out for team during rookie mini-camp . . . Started the last 23 games in which he appeared at left tackle . . . Started all 12 games at left tackle as a senior in 2011 . . . Team rushed for 1,374 yards in Big Ten play, the program's highest total since 2001 . . . Started 11 games at left tackle as a junior in 2010 . . . Offensive line allowed one sack per attempt, which led the Big Ten . . . Saw action in eight games as a reserve tackle as a sophomore in 2009 . . . Played in five games with two starts as a redshirt freshman in 2008 . . . Made back-to-back starts at left guard against Iowa and at Illinois . . . Redshirted as a true freshman in 2007 . . . Was named scout team player of the week following the Iowa game . . . Graduated with degree in general studies . . . Attended Warren (Ind.) Central High School . . . Helped lead school to become the first team in Indiana history to claim four consecutive state titles . . . Named first-team All-State selection as a senior in 2006 . Lettered in football and track . . . Attended The FinsWeekend Captain's Party and took part in the Fishing Tournament . . . Full name is Andrew Alexander McDonald, born September 8, 1988.



JEROME MESSAM 35

RUNNING BACK

HEIGHT: 6-4
WEIGHT: 250
BORN: 4/2/85
ACQUIRED: FA, 2012
COLLEGE: GRACELAND '09
NFL: ROOKIE
DOLPHINS: ROOKIE




Signed with the Dolphins as free agent on February 15, 2012 . . . Played 18 games with nine starts for the Edmonton Eskimos of the Canadian Football League in 2011 . . . Had been traded to the Eskimos from the B.C. Lions for a fifth round draft pick in the 2013 Canadian Football League Draft . . . Won the CFL's Most Outstanding Canadian Player of the Year Award and a West Division All-Star and CFL All-Star . . . Ranked third in the Canadian Football League with 195 carries for 1,057 yards (5.4 avg.) and six touchdowns, including a long of 51 yards . . . Was the first Canadian to reach the 1,000-yard rushing mark since 2000 . . . Added 27 catches for 248 yards . . . Also returned two kickoffs for 21 yards . . . Named Gibson's Finest Canadian of the Week five times and CFL Canadian Player of the Month for July . . . Had 20 carries for 118 yards, including a 51-yard touchdown, and three catches for a career-high 42 yards against Saskatchewan . . . Carried 19 times for 115 yards and hauled in three passes for 43 yards at Toronto . . . Started the Western Semi-Final where he had 2 catches for 14 yards and 9 carries for 32 yards and a touchdown. . . Left the game early with a knee injury and was out for the season with a torn meniscus . . . Played in 17 regular season games for the B.C. Lions in 2010 . . . Carried the ball 23 times for 92 yards and a pair of TDs . . .



Caught five passes for 57 yards . . . Also had eight special teams tackles . . . Signed as a free agent by the BC Lions of the CFL on May 14, 2010. . . . Attended Graceland University of the NAIA in Lamoni, Iowa . . . Rushed for 1,075 yards and 12 touchdowns on 197 carries as a senior in 2009 . . . Earned Heart of America Athletic Conference honors . . . Did not play in 2008 after suffering a knee injury while attending mini-camp with the N.Y. Giants (which is permissible under NAIA regulations) . . . Rumbled for 993 yards and 16 touchdowns on 197 carries in 2007 . . . Was a standout at North Dakota State College of Science where he played for the 2005 and 2006 seasons . . . Majored in education . . . Attended Notre Dame Catholic Secondary School in Brampton, Ontario, Canada . . . Played in the 2005 NFL Global Junior Championships where he helped lead Canada past the United States . . . Rushed for 308 yards and scored the winning touchdown with 22 seconds left in the game . . . Full name is Jerome Messam, born on April 2, 1985 in Toronto, Ontario, Canada.

JARRELL ROOT

70

DEFENSIVE END

HEIGHT: 6-3
 WEIGHT: 276
 BORN: 5/14/88
 ACQUIRED: FA, 2012
 COLLEGE: BOISE STATE '12
 NFL: ROOKIE
 DOLPHINS: ROOKIE

Signed by the Dolphins as an undrafted free agent on May 4, 2012 . . . Appeared in 13 games with six starts as a senior . . . Given the Iron Bronco Award at the team's annual banquet . . . Registered 24 tackles and two sacks . . . Had career high four tackles against UNLV . . . Played in 12 games as a junior in 2010 . . . Recorded 11 tackles, including 4.5 tackles for loss and three sacks . . . Had season-high two tackles for loss at Idaho . . . Played in all 14 games, including three starts as a sophomore in 2009 . . . Finished the season with 11 tackles, one tackle for loss and one pass break-up . . . Redshirt freshman season in 2008 ended early with leg injury against Utah State . . . Had nine tackles, including 2.5 tackles for loss and one pass break-up . . . Was redshirt in 2007 . . . Named Defensive Scout Player of the Year . . . Holds degree in English . . . Attended Capital High School in Boise, Idaho . . . Earned letters in football, basketball soccer and track and field . . . Named honorable mention All-Southern Idaho Conference during junior and senior seasons . . . Recorded 25 tackles, four sacks and five tackles for loss before suffering season-ending injury in fifth game . . . Had 40 tackles, seven sacks, five tackles for loss and a recovered fumble as a junior . . . The San Francisco 49ers was his favorite team and Shaquille O'Neill was his favorite athlete growing up . . . Lists "How I Met Your Mother" as favorite television show, "Inglourious Basterds" as favorite movie, Bon Iver as favorite recording artist and "Nature" by Ralph Waldo Emerson as favorite book . . . Attended The FinsWeekend Captain's Party and took part in the Fishing Tournament . . . Full name is Jarrell Joné Root, born May 14, 1988 in Boise, Idaho.



LONG TWICE NAMED AMONG NFL'S TOP 100 PLAYERS

During the past two off-seasons, the NFL Network has run a series called The Top 100: Players, which featured a listing of the top 100 players currently in the NFL as voted on by the players themselves. Dolphins four-time Pro Bowl tackle Jake Long ranked in top 100 both seasons, finishing 28th overall in 2011 (ranking first among each of the 13 offensive linemen also on the list) and 59th in 2012. In addition, former Dolphins wide receiver Brandon Marshall ranked 61st on the 2011 list, just ahead of then-teammate and Pro Bowl linebacker Cameron Wake, who was voted number 63.

ANDERSON RUSSELL 40

SAFETY



HEIGHT: 6-0
WEIGHT: 208
BORN: 5/30/87
ACQUIRED: FA, 2011
COLLEGE: OHIO STATE '09
NFL: SECOND SEASON
DOLPHINS: SECOND SEASON




Re-signed by the Miami Dolphins on January 30, 2012 . . . Signed on September 7, 2011 to the Dolphins practice squad . . . Played in two games with Washington in 2010 . . . Recorded two tackles . . . Originally signed by the Redskins as an undrafted free agent in 2010 . . . Had 38 career starts at Ohio State . . . Recorded six career interceptions . . . Named Defensive Player of Week against Indiana as a senior in 2009 . . . Was a Big Ten All-Academic choice . . . Had 67 tackles as the starting free safety as a junior in 2008 . . . Came back from knee surgery with an outstanding campaign as a sophomore in 2007 . . . Named first team all-Big Ten . . . Ranked fourth on team with 63 tackles and added three sacks . . . Had an injury shortened sophomore season in 2006 . . . Suffered injured knee at Iowa and missed the rest of the season . . . Redshirted in 2005 . . . Attended Marist High School in Atlanta, Ga . . . Rushed for 758 yards and scored 14 touchdowns as a senior in the wishbone attack . . . Was also school's leading receiver with seven catches for 171 yards and three touchdowns . . . Averaged 19.1 yards on kickoff returns . . . His father, Kevin, played football with the Philadelphia Eagles and his brother, Brandon, played at North Carolina . . . Born May 30, 1987.

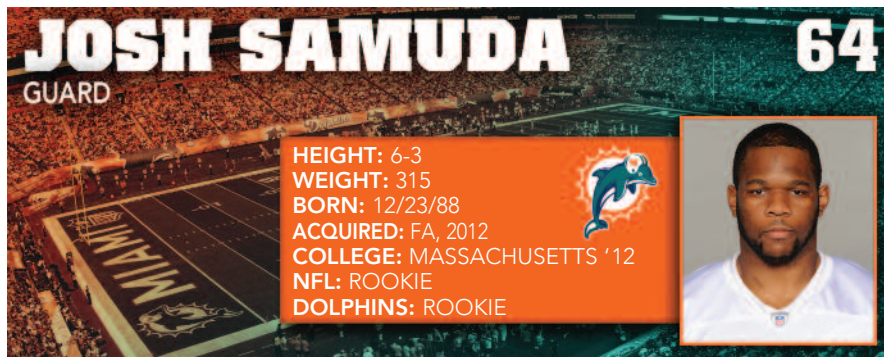
ANDERSON RUSSELL'S NFL REGULAR SEASON STATISTICS

| | | TACKLES | | | | | | | INTERCEPTIONS | | | | | FUMBLES | | |
|------|------------|---------|----|-----|------|------|-----|-----|---------------|-----|----|----|----|---------|----|-----|
| YEAR | TEAM | GP | GS | TOT | SOLO | ASST | SK | YDS | NO | YDS | LG | TD | PD | FF | FR | YDS |
| 2011 | Washington | 2 | 0 | 2 | 2 | 0 | 0.0 | 0.0 | 0 | 0 | - | 0 | 0 | 0 | 0 | 0 |



JOSH SAMUDA

GUARD

64



HEIGHT: 6-3
WEIGHT: 315
BORN: 12/23/88
ACQUIRED: FA, 2012
COLLEGE: MASSACHUSETTS '12
NFL: ROOKIE
DOLPHINS: ROOKIE

Signed by the Dolphins as an undrafted free agent on May 4, 2012 . . . Started all 11 games at right guard as a senior in 2011 . . . Started eight games at right guard as a junior in 2010 . . . Led offensive line which allowed just 13 sacks in 10 games . . . Started all 11 games at left guard as a sophomore in 2009 . . . Played in all 12 games with 11 starts at left guard as a redshirt freshman in 2008 . . . Part of offensive line that has allowed just six sacks, the third-fewest in the NCAA . . . Offense had five games of more than 400 yards of total offense . . . Redshirted in 2007 and was part of scout team . . . Holds degree in managerial economics . . . Attended Hollywood Hills (Fla.) High School . . . Member of first-team Miami Herald All-

Broward 6A-4A Football Team at offensive tackle . . . Team rushed for 2,436 yards, a 5.81 average per rush and 25 rushing touchdowns as a senior . . . The Miami Dolphins was his favorite sports team and Dan Marino was his favorite athlete growing up . . . Lists "The Little Rascals" as favorite television show and Lil' Wayne as favorite recording artist . . . Attended The FinsWeekend Captain's Party . . . Full name is Joshua Alexander Samuda, born December 23, 1988 in Birmingham, England.

KEVYN SCOTT

CORNERBACK

38

HEIGHT: 5-10
WEIGHT: 205
BORN: 11/10/88
ACQUIRED: FA, 2012
COLLEGE: SYRACUSE '12
NFL: ROOKIE
DOLPHINS: ROOKIE





Signed by the Dolphins as an undrafted free agent on May 4, 2012 . . . Was a four-time member of the Big East All-Academic Team . . . Played in all 12 games with nine starts as a senior in 2011 . . . Served as a team captain . . . Was a 2011 Capital One/CoSIDA Academic All-American . . . Made three tackles and posted an interception vs. Wake Forest . . . Had a solo tackle and intercepted a pass in the endzone during overtime vs. Toledo . . . Played in six games as a junior in 2010 . . . Missed first seven games of the season due to injury . . . Named as a 2010 ESPN/CoSIDA Academic All-District Selection . . . Had a solo tackle and an interception vs. Boston College . . . Played in 11 games with eight starts as a sophomore in 2009 . . . Recorded an interception and added six solo tackles at Penn State . . . Posted an interception and had one tackle vs. Maine . . . Played all 12 games as a sophomore in 2008 . . . Started the last five games at cornerback after playing safety in the first seven . . . Was a 2008-09 first-team Arthur Ashe Sports Scholars selection . . . Did not play as a freshman in 2007 . . . Earned degree in information management and technology . . . Is pursuing a Master's degree in information management . . . Attended Dillard High School in Fort Lauderdale, Fla . . . Lettered in football and track and field . . . Recorded 32 tackles, 3.5 tackles for loss, two interceptions, three forced fumbles and one fumble recovery as a senior . . . Earned All-Broward County recognition . . . Was invited to attend the 2009 University Presidential Inaugural Conference (UPIC), including the inauguration of President Barack Obama, in Washington, D.C., as a member of the National Honor Society . . . The Dallas Cowboys was his favorite sports team and Deion Sanders was his favorite athlete growing up . . . Lists "Fresh Prince" as favorite television show, "Training Day" as favorite movie and Drake as favorite recording artist . . . Attended The FinsWeekend Captain's Party and took part in the Fishing Tournament . . . Full name is Kevyn Michael Scott, born November 10, 1988 in Miramar, Fla.



DOLPHINS REGULAR SEASON WIN STREAKS AMONG NFL BEST



Since the 1970 NFL-AFL merger, the Dolphins and New England Patriots are the only teams to have two regular-season winning streaks of 16 or more games. Miami won 16 consecutive games from 1971-73 (1 in 1971, 14 in 1972, 1 in 1973) and another 16-game streak from 1983-84 (5 in 1983, 11 in 1984). New England had a 21-game streak from 2006-08 (3 in 2006, 16 in 2007, 2 in 2008) and an 18-game streak from 2003-04 (12 in 2003, 6 in 2004). Teams that had one streak of 16 or more consecutive wins since 1970 include Indianapolis' NFL-record 23 consecutive regular season wins from 2008-09 (9 in 2008, 14 in 2009) and Pittsburgh's 16-game streak from 2004-05 (14 in 2004, 2 in 2005).

DERRICK SHELBY

79

DEFENSIVE END

HEIGHT: 6-2
 WEIGHT: 270
 BORN: 3/4/89
 ACQUIRED: FA, 2012
 COLLEGE: UTAH '12
 NFL: ROOKIE
 DOLPHINS: ROOKIE

Signed by the Dolphins as an undrafted free agent on May 4, 2012 . . . Played in 47 games with 40 starts . . . Was a four-year academic all-conference selection . . . Started all 13 games at right end as a senior in 2011 . . . Named as a first-team all-Pac-12 . . . Recorded 55 tackles, ten tackles for loss, five sacks and seven pass breakups . . . Scored touchdowns on an interception return vs. Pittsburgh and a fumble recovery vs. Brigham Young . . . Was named Walter Camp National Defensive Player of the Week and the Pac-12 Defensive Player of the Week for his game against Pitt when he had seven tackles with 2.5 tackles for loss, 1.5 sacks, two pass breakups and an interception for a touchdown . . . Had a career-high ten tackles against Georgia Tech in the Sun Bowl . . . Played in 12 games with seven starts at left end as a junior in 2010 . . . Recorded 39 tackles, 6.5 tackles for loss, two sacks and three forced fumbles . . . Had season-high six tackles against Boise State in the Las Vegas Bowl . . . Started ten games at left end as a sophomore in 2009 . . . Suffering a season-ending knee injury against TCU . . . Finished with 44 tackles, eight tackles for loss, three sacks and a forced fumble . . . Recorded season-high nine tackles with 1.5 tackles for loss against Air Force . . . Appeared in 12 games with ten starts as a redshirt freshman in 2008 . . . Recorded 31 tackles and 3.5 tackles for loss . . . Recorded six tackles, a sack and a forced fumble vs. Oregon State . . . Made Utah's Athletic Director's Honor Roll . . . Redshirted as a true freshman in 2007 . . . Holds degree in sociology . . . Attended Hightower High School in Missouri City, Texas . . . Lettered in football, basket and track and field . . . Recorded 15 sacks and helped lead school to district championship as a senior . . . Also lettered two years in track . . . Was a member of Utah's Student Athlete Mentors (SAMS) . . . Full name is Derrick Rodell Shelby II, born March 4, 1989 in Houston, Texas.

JACQUIES SMITH

72

DEFENSIVE END

HEIGHT: 6-2
 WEIGHT: 260
 BORN: 3/18/90
 ACQUIRED: FA, 2012
 COLLEGE: MISSOURI '12
 NFL: ROOKIE
 DOLPHINS: ROOKIE




Signed by the Dolphins as an undrafted free agent on May 4, 2012 . . . Posted career totals of 30 starts, 159 tackles and 26 sacks . . . Scored three career touchdowns on an interception return, a fumble return and a fake field goal . . . Played in 11 games as a senior in 2011 . . . Earned second-team all-Big 12 honor . . . Finished season with 39 tackles, five tackles for loss and nine sacks . . . Recorded eight tackles and two sacks vs. Kansas State . . . Posted eight tackles, two tackles for loss, one of which was a strip-sack late in the fourth quarter that helped send the game to overtime vs. Texas A&M . . . Recorded 35 tackles, ten tackles for loss and 5.5 sacks as a junior in 2010 . . . Also forced and recovered two fumbles and returned one of

them for a TD . . . Earned second team All-Big 12 honors . . . Won team's Outstanding Underclassman Leadership Award . . . Had three tackles and recovered two fumbles, returning one of them 53 yards for a touchdown vs. Kansas State . . . Had three tackles and two sacks vs. Iowa State . . . Played in all 13 games with five starts as a sophomore in 2009 . . . Won the starting job to begin the year and was named as the team's most improved defensive lineman . . . Finished with 39 tackles, four tackles for loss and 1.5 quarterback sacks . . . Forced a pair of fumbles on the year, recovered a fumble and also intercepted a pass, which he returned for a touchdown . . . Took a shovel pass on a fake field goal attempt at Colorado and ran 24 yards for a touchdown . . . Recorded an interception against Furman and returned it 43 yards for a touchdown . . . Played in all 14 games with one start as a true freshman in 2008 . . . Finished with 46 tackles, three tackles for loss, one sack and added two pass break ups and two quarterback hurries . . . Notched seven tackles against Northwestern in the Alamo Bowl . . . Holds degree in interdisciplinary studies . . . Attended South Oak Cliff High School in Dallas, Texas . . . Lettered in football, basketball and track and field . . . Was a high school teammate of Memphis Grizzlies forward Darrell Arthur . . . Tabbed as an All-Midlands Region defensive lineman . . . Has worked in the past for the Dallas Morning News . . . The Los Angeles Lakers were his favorite sports team and Kobe Bryant was his favorite athlete growing up . . . Enjoys playing basketball in spare time . . . Has worked with Big Brothers, Big Sisters program as well as Japan relief efforts . . . Attended The FinsWeekend Captain's Party and took part in the Fishing Tournament . . . Full name is Jaquies Doyle Smith, born March 18, 1990 in Dallas, Texas.



MARCUS THIGPEN **34**
RUNNING BACK

HEIGHT: 5-9
WEIGHT: 195
BORN: 5/15/86
ACQUIRED: FA, 2012
COLLEGE: INDIANA '08
NFL: FIRST SEASON
DOLPHINS: FIRST SEASON

Signed by the Dolphins on January 30, 2012 . . . Played with the Hamilton Tiger-Cats of the Canadian Football League from 2010-11 . . . Rushed for 82 yards and a touchdown, caught 28 passes for 382 yards and two touchdowns in 2011 . . . Served as the primary returner with 1,522 combined return yards (with one touchdown) to rank fourth in the CFL . . . Returned the team's first kickoff of the 2010 season for a touchdown against the Winnipeg . . . Was named the CFL Special Teams Player of Week One . . . Returned a punt for a touchdown and caught a touchdown pass in Week Two . . . Became the first player in CFL history to score a touchdown five different ways in a single season: kickoff return, punt return, missed field goal return, a running play and a reception . . . Signed a practice roster agreement with the Saskatchewan Roughriders of the Canadian Football League on October 2, 2009 . . . He was removed from the practice roster and signed to the active roster on November 7 . . . Was part of the final cuts following the 2010 training camp . . . Had signed with the Broncos on August 16, 2009 and then waived on August 26 . . . Was waived by Eagles on August 4, 2009 . . . Originally signed as an undrafted free agent by the Philadelphia on April 27, 2009 . . . Finished second at the University of Indiana with 2,009 career kick return yards, third with 4,658 career all-purpose yards and tied for eighth with 21 career touchdowns . . . Became the first player in school history with more than 1,000 rushing yards (1,621), receiving yards (1,028) and kickoff return yards (2,009) . . . Became the 19th rusher in school history to cross the 1,500-yard rushing barrier . . . Just the fifth player in Indiana to go over 4,500 career all-purpose yards . . . Also finished fifth in Big Ten history with 2,009 kick return yards, tied for third with three kick return scores and shared sixth with 81 kickoff returns . . . Led the Hoosiers with a 2007 season-best time of 10.67 in the 100-meter dash, which he clocked at the Big Ten Outdoor Championships, good for sixth place . . . Ran the first leg of IU's 4x100-meter relay team that clocked 40.13, which is the third fastest time in school history at the NCAA Midwest Regional Championship . . . Took seventh in the 60-meters (6.89) and sixth in the 200-meters (21.94) at the Big Ten indoor meet in 2007 . . . Also placed seventh in the 100-meters at the Big Ten


outdoor meet (10.75) . . . Graduated with B.A. in general studies . . . Attended Mumford High School in Detroit, Mich . . . Closed his prep career by leading the Detroit Public School League with 1,785 rushing yards and 20 touchdowns . . . Was one of the top track and field sprinters in the state . . . Won the 100-meter crown for the state of Michigan . . . Full name is Marcus Arnette Thigpen, born on May 15, 1986.


DUSTIN WALDRON

TACKLE


65

HEIGHT: 6-5
WEIGHT: 310
BORN: 5/24/90
ACQUIRED: FA, 2012
COLLEGE: PORTLAND STATE '12
NFL: ROOKIE
DOLPHINS: ROOKIE






Signed by the Dolphins as an undrafted free agent on May 4, 2012 . . . Played in 37 games with 31 starts . . . Played and started in seven games as a senior in 2011 . . . Helped school lead the Big Sky Conference in rushing (247.8/game) . . . Started all 12 games as a junior in 2010 . . . Earned honorable mention All-Big Sky Conference honors . . . Named Outstanding Offensive Lineman by his teammates . . . Presented with the Victor Award by the coaching staff for consistent superlative play and team leadership . . . Part of an offensive line that blocked for the Big Sky Conference's top rushing team (203.3/game) . . . Started all 12 games at left tackle as a sophomore in 2009 . . . Played in six games with two starts as a freshman in 2008 . . . Was part of an offensive line that helped the Vikings lead the nation in passing (372.2 ypg) . . . Majored in mechanical engineering . . . Attended Marist High School in Pleasant Hill, Oregon . . . Lettered in football, basketball and track and field . . . Named first- team All-State as an offensive and defensive lineman as a senior . . . Team won 4A state championships in 2005 and 2007 . . . Was the district champion and an All-State performer in the discus as school won the state track championship in 2007 . . . Hobbies include trap shooting, chess, hunting, camping, boating and music . . . Father, Jay, represented the United States in trap shooting at the 1992 Summer Olympic Games in Barcelona . . . The Chicago Bulls was his favorite sports team and Michael Jordan was his favorite athlete growing up . . . Lists "Shooter" as favorite movie and anything by Dr. Seuss as favorite books . . . Has done work with Habitat for Humanity following Hurricane Katrina . . . Full name is Dustin Clay Waldron, born May 24, 1990 in Fort Benning, Ga.



JOE ROBBIE ALUMNI PLAZA



On September 12, 2011, just hours before the season opener against the Patriots, Dolphins owner Steve Ross was accompanied by Tim Robbie and Hall-of-Famers Dan Marino, Bob Griese, Larry Little and Dwight Stephenson as Ross red-dedicated a statue of team founder Joe Robbie on the newly named Joe Robbie Alumni Plaza, located at Gate C of Sun Life Stadium.

Later during the 2011 season on December 4, a little more than an hour before the Dolphins and Raiders game at Sun Life Stadium, Joe Robbie and nine Dolphins legends took their place on the newly minted Walk of Fame. The shrine surrounds a statue of the late Robbie as the centerpiece of the Joe Robbie Alumni Plaza. Hall-of-Famers Don Shula, Marino, Griese, Nick Buoniconti, Jim Langer, Little, Larry Csonka and Stephenson and Paul Warfield joined Robbie in having their names immortalized in bronze.

2012 NUMERICAL ROSTER

| | | | | | |
|----|------------------|-------|----|------------------|-----|
| 2 | Brandon Fields | P | 52 | Jamaal Westerman | LB |
| 5 | Dan Carpenter | K | 53 | Austin Spitler | LB |
| 6 | Ryan Mahaffey | FB | 55 | Koa Misi | LB |
| 7 | Pat Devlin | QB | 56 | Kevin Burnett | LB |
| 8 | Matt Moore | QB | 57 | Josh Kaddu | LB |
| 9 | David Garrard | QB | 58 | Karlos Dansby | LB |
| 10 | Clyde Gates | WR | 59 | Gary Guyton | LB |
| 11 | Julius Pruitt | WR | 61 | Will Barker | T |
| 14 | Marlon Moore | WR | 62 | Ryan Cook | G/C |
| 15 | Davone Bess | WR | 63 | Derek Dennis | G |
| 16 | B.J. Cunningham | WR | 64 | Josh Samuda | G |
| 17 | Ryan Tannehill | QB | 65 | Dustin Waldron | T |
| 18 | Roberto Wallace | WR | 66 | Chas Alecxih | DT |
| 19 | Legedu Naanee | WR | 67 | Andrew McDonald | T |
| 20 | Reshad Jones | S | 68 | Richie Incognito | G |
| 21 | Vontae Davis | CB | 69 | Ray Feinga | G |
| 22 | Reggie Bush | RB | 70 | Jarrell Root | DE |
| 23 | Steve Slaton | RB | 71 | Jonathan Martin | T |
| 24 | Sean Smith | CB | 72 | Jaquies Smith | DE |
| 25 | Jonathan Wade | CB | 73 | Artis Hicks | T |
| 26 | Tyrell Johnson | S | 74 | John Jerry | G |
| 27 | Jimmy Wilson | S | 75 | Nate Garner | T |
| 28 | Nolan Carroll | CB | 76 | Lydon Murtha | T |
| 29 | Tyrone Culver | S | 77 | Jake Long | T |
| 30 | Chris Clemons | S | 78 | Tony McDaniel | DT |
| 31 | Richard Marshall | CB | 79 | Derrick Shelby | DE |
| 32 | Marcus Brown | CB | 80 | Anthony Fasano | TE |
| 33 | Daniel Thomas | RB | 81 | Chris Hogan | WR |
| 34 | Marcus Thigpen | RB | 82 | Brian Hartline | WR |
| 35 | Jerome Messam | RB | 83 | Jeff Fuller | WR |
| 36 | Quinten Lawrence | CB | 84 | Michael Egnew | TE |
| 37 | Kelcie McCray | S | 85 | Chad Johnson | WR |
| 38 | Kevyn Scott | DB | 86 | Rishard Matthews | WR |
| 40 | Anderson Russell | S | 87 | Les Brown | TE |
| 41 | Jorvorskie Lane | FB | 88 | Jeron Mastrud | TE |
| 42 | Charles Clay | FB/TE | 89 | Will Yeatman | TE |
| 43 | Vincent Agnew | CB | 90 | Ryan Baker | DE |
| 44 | Lamar Miller | RB | 91 | Cameron Wake | DE |
| 45 | Cameron Collins | LB | 92 | John Denney | LS |
| 46 | Jonas Gray | RB | 93 | Jason Trusnik | LB |
| 47 | Trenton Hughes | CB | 94 | Randy Starks | DE |
| 48 | Shelly Lyons | LB | 95 | Isaako Aitui | NT |
| 49 | Jonathan Freeny | LB | 96 | Paul Soliai | DT |
| 50 | Olivier Vernon | DE | 97 | Kheeston Randall | DT |
| 51 | Mike Pouncey | C | 98 | Jared Odrick | DE |

MIAMI DOLPHINS 2012

| NO. | NAME | POS. | HT. | WT. | BIRTH-DATE |
|-----|-------------------|-------|------|-----|------------|
| 90 | Baker, Ryan | DE | 6-5 | 302 | 11/25/84 |
| 61 | Barker, Will | T | 6-7 | 310 | 7/3/87 |
| 15 | Bess, Davone | WR | 5-10 | 193 | 9/13/85 |
| 32 | Brown, Marcus | CB | 6-1 | 190 | 1/27/87 |
| 56 | Burnett, Kevin | LB | 6-3 | 240 | 12/24/82 |
| 22 | Bush, Reggie | RB | 6-0 | 203 | 3/2/85 |
| 5 | Carpenter, Dan | K | 6-2 | 225 | 11/25/85 |
| 28 | Carroll, Nolan | CB | 6-1 | 205 | 1/18/87 |
| 42 | Clay, Charles | FB/TE | 6-3 | 250 | 2/13/89 |
| 30 | Clemons, Chris | S | 6-1 | 214 | 9/15/85 |
| 62 | Cook, Ryan | G/C | 6-6 | 325 | 5/8/83 |
| 29 | Culver, Tyrone | S | 6-1 | 210 | 7/6/83 |
| 58 | Dansby, Karlos | LB | 6-4 | 250 | 11/3/81 |
| 21 | Davis, Vontae | CB | 5-11 | 205 | 5/27/88 |
| 92 | Denney, John | LS | 6-5 | 255 | 12/13/78 |
| 7 | Devlin, Pat | QB | 6-3 | 225 | 4/12/88 |
| 80 | Fasano, Anthony | TE | 6-4 | 255 | 4/20/84 |
| 69 | Feinga, Ray | G | 6-4 | 320 | 5/8/86 |
| 2 | Fields, Brandon | P | 6-5 | 245 | 5/21/84 |
| 75 | Garner, Nate | T | 6-7 | 325 | 1/18/85 |
| 9 | Garrard, David | QB | 6-1 | 239 | 2/14/78 |
| 10 | Gates, Clyde | WR | 5-11 | 190 | 6/13/86 |
| 59 | Guyton, Gary | LB | 6-3 | 250 | 11/14/85 |
| 82 | Hartline, Brian | WR | 6-2 | 199 | 11/22/86 |
| 73 | Hicks, Artis | T | 6-4 | 312 | 11/28/78 |
| 68 | Incognito, Richie | G | 6-3 | 319 | 7/5/83 |
| 74 | Jerry, John | G | 6-5 | 345 | 6/14/86 |
| 85 | Johnson, Chad | WR | 6-1 | 188 | 1/9/78 |
| 26 | Johnson, Tyrell | S | 6-0 | 207 | 5/19/85 |
| 20 | Jones, Reshad | S | 6-1 | 210 | 2/25/88 |
| 36 | Lawrence, Quinten | CB | 6-0 | 188 | 9/21/84 |
| 77 | Long, Jake | T | 6-7 | 319 | 5/9/85 |
| 6 | Mahaffey, Ryan | FB | 6-2 | 250 | 11/28/87 |
| 31 | Marshall, Richard | CB | 5-11 | 198 | 12/12/84 |
| 88 | Mastrud, Jeron | TE | 6-6 | 262 | 12/17/87 |
| 78 | McDaniel, Tony | DT | 6-7 | 305 | 1/20/85 |
| 55 | Misi, Koa | LB | 6-3 | 257 | 1/17/87 |
| 14 | Moore, Marlon | WR | 6-0 | 190 | 9/3/87 |
| 8 | Moore, Matt | QB | 6-3 | 216 | 8/9/84 |
| 76 | Murtha, Lydon | T | 6-7 | 330 | 11/13/85 |
| 19 | Naanee, Legedu | WR | 6-2 | 215 | 9/16/83 |
| 98 | Odrick, Jared | DE | 6-5 | 302 | 12/31/87 |
| 51 | Pouncey, Mike | C | 6-5 | 303 | 7/24/89 |
| 11 | Pruitt, Julius | WR | 6-2 | 212 | 12/30/85 |
| 40 | Russell, Anderson | S | 6-0 | 208 | 5/30/87 |
| 23 | Slaton, Steve | RB | 5-9 | 208 | 1/4/86 |
| 24 | Smith, Sean | CB | 6-3 | 218 | 7/14/87 |
| 96 | Soliai, Paul | DT | 6-4 | 345 | 12/30/83 |
| 53 | Spitler, Austin | LB | 6-2 | 250 | 10/26/86 |
| 94 | Starks, Randy | DE | 6-3 | 305 | 12/14/83 |
| 33 | Thomas, Daniel | RB | 6-1 | 233 | 10/29/87 |
| 93 | Trusnik, Jason | LB | 6-4 | 252 | 6/6/84 |
| 25 | Wade, Jonathan | CB | 5-11 | 195 | 3/27/84 |
| 91 | Wake, Cameron | DE | 6-3 | 258 | 1/30/82 |
| 18 | Wallace, Roberto | WR | 6-4 | 222 | 5/10/86 |
| 52 | Westerman, Jamaal | LB | 6-3 | 260 | 2/21/85 |
| 27 | Wilson, Jimmy | S | 5-11 | 205 | 7/30/86 |
| 89 | Yeatman, Will | TE | 6-6 | 270 | 4/10/88 |

VETERAN ROSTER

| NFL EXP. | COLLEGE | HOMETOWN | HOW ACQUIRED |
|-------------|-----------------------|---------------------------|------------------|
| 4 | Purdue '09 | Indianapolis, Ind. | FA, '09 |
| 3 | Virginia, '10 | Bryn Mawr, Pa. | FA, '11 |
| 5 | Hawaii '09 | Oakland, Calif. | FA, '08 |
| 2 | Arkansas State '10 | Marianna, Ark. | FA, '12 |
| 8 | Tennessee '05 | Inglewood, Calif. | UFA, '11 (S.D) |
| 7 | Southern Cal '07 | San Diego, Calif. | T, '11 (N.O) |
| 5 | Montana '08 | Helena, Mont. | FA, '08 |
| 3 | Maryland '10 | Green Grove Spring, Fla. | D5a, '10 |
| 2 | Tulsa '11 | Little Rock, Ark. | D6, '11 |
| 4 | Clemson '08 | Arcadia, Fla. | D5b, '09 |
| 7 | New Mexico '06 | Albuquerque, N.M. | FA, '11 |
| 7 | Fresno State '06 | Palmdale, Calif. | FA, '08 |
| 9 | Auburn '04 | Birmingham, Ala. | UFA, '10 (Ari.) |
| 4 | Illinois '10 | Washington, D.C. | D1, '09 |
| 8 | Brigham Young '05 | Thornton, Colo. | FA, '05 |
| 2 | Delaware, '11 | Exton, Penn. | FA, '11 |
| 7 | Notre Dame '06 | Verona, N.J. | T, '08 (Dall.) |
| 3 | BYU '09 | West Valley City, Utah | FA, '10 |
| 6 | Michigan State '07 | Toledo, Ohio | D7b, '07 |
| 5 | Arkansas '07 | Roland, Ark. | Wai., '08 (NYJ) |
| 9 | East Carolina '01 | Durham, N.C. | FA, '12 |
| 2 | Abilene Christian '11 | Vernon, Texas | D4, '11 |
| 5 | Georgia Tech '08 | Hinesville, Ga. | UFA, '12 (N.E.) |
| 4 | Ohio St. '10 | North Canton, Ohio | D4, '09 |
| 10 | Memphis '01 | Jackson, Tenn. | UFA, '12 (Clev.) |
| 8 | Nebraska '04 | Englewood, N.J. | UFA, '10 (Buff.) |
| 3 | Mississippi '10 | Batesville, Miss. | D3, '10 |
| 12 | Oregon State '00 | Miami, FL | UFA, '12 (Minn.) |
| 5 | Arkansas State '08 | Rison, Ark. | D5b, '10 |
| 3 | Georgia '10 | Atlanta, Ga. | FA, '12 |
| 2 | McNeese State '08 | Carencro, La. | D1, '08 |
| 5 | Michigan '08 | Lapeer, Mich. | FA, '12 |
| 2 | Northern Iowa '11 | Des Moines, Iowa | UFA, '12 (Ariz.) |
| 6 | Fresno State '05 | Los Angeles, Calif. | FA, '10 |
| 3 | Kansas State '10 | Beaverton, Ore. | T, '09 (Jack.) |
| 7 | Tennessee '07 | Columbia, S.C. | D2, '10 |
| 3 | Utah '10 | Santa Rosa, Calif. | FA, '10 |
| 3 | Fresno State '10 | Sacramento, Calif. | UFA, '11 (Car.) |
| 6 | Oregon State '07 | Newhall, Calif. | FA, '09 |
| 4 | Nebraska '08 | Hutchinson, Minn. | UFA, '12 (Car.) |
| 6 | Boise State '06 | Portland, Ore. | FA, '12 |
| 3 | Penn State '10 | Lebanon County, Penn. | D1, '10 |
| 2 | Florida '11 | Lakeland, Fla. | D1, '11 |
| 3 | Ouachita Baptist '09 | Newport, Ark. | FA, '11 |
| 2 | Ohio State '09 | Atlanta, Ga. | FA, '12 |
| 5 | West Virginia '08 | Levittown, Penn. | Wai, '11 (Hou.) |
| 4 | Utah '10 | Pasadena, Calif. | D2b, '09 |
| 6 | Utah '07 | Pago Pago, American Samoa | D4, '07 |
| 3 | Ohio State '10 | Bellbrook, Ohio | D7b, '10 |
| 9 | Maryland '05 | Waldorf, Md. | UFA, '08 (Tenn.) |
| 2 | Kansas State '11 | Hilliard, Fla. | D2, '11 |
| 6 | Ohio Northern '07 | Macedonia, Ohio | UFA, '11 (Clev.) |
| 5 | Tennessee '06 | Shreveport, La. | FA, '12 |
| 4 | Penn State '05 | Hyattsville, Md. | FA, '09 |
| 3 | San Diego State '10 | Oceanside, Calif. | FA, '10 |
| 4 | Rutgers '10 | Brampton, Ontario, Canada | UFA, '12 (NYJ) |
| 2 | Montana '11 | San Diego, Calif. | D7b, '11 |
| 2 | Maryland '11 | San Diego, Calif. | Wai., '11 (N.E.) |

MIAMI DOLPHINS 2012 ROOKIE

| NO. | NAME | POS. | HT. | WT. | BIRTH-DATE |
|-----|-------------------|------|------|-----|------------|
| 95 | Aaitui, Isaako | NT | 6-4 | 315 | 1/25/87 |
| 43 | Agnew, Vincent | CB | 5-10 | 196 | 12/28/87 |
| 66 | Alecxi, Chas | DT | 6-3 | 304 | 2/10/89 |
| 87 | Brown, Les | TE | 6-4 | 245 | 6/29/87 |
| 45 | Collins, Cameron | LB | 6-2 | 241 | 9/29/89 |
| 16 | Cunningham, B.J. | WR | 6-2 | 215 | 5/29/89 |
| 63 | Dennis, Derek | G | 6-3 | 315 | 7/16/88 |
| 84 | Egnew, Michael | TE | 6-5 | 255 | 11/1/89 |
| 49 | Freeny, Jonathan | LB | 6-2 | 250 | 6/15/89 |
| 83 | Fuller, Jeff | WR | 6-4 | 223 | 4/20/90 |
| 46 | Gray, Jonas | RB | 5-9 | 225 | 6/27/90 |
| 81 | Hogan, Chris | WR | 6-1 | 215 | 10/24/88 |
| 47 | Hughes, Trenton | CB | 5-10 | 190 | 3/5/89 |
| 57 | Kaddu, Josh | LB | 6-3 | 242 | 3/12/90 |
| 41 | Lane, Jorvorskie | FB | 5-11 | 258 | 2/4/87 |
| 48 | Lyons, Shelly | LB | 6-1 | 238 | 1/19/90 |
| 71 | Martin, Jonathan | T | 6-5 | 312 | 8/19/89 |
| 86 | Matthews, Rishard | WR | 6-0 | 210 | 10/12/89 |
| 37 | McCray, Kelcie | S | 6-1 | 200 | 9/21/88 |
| 67 | McDonald, Andrew | T | 6-6 | 310 | 9/8/88 |
| 35 | Messam, Jerome | RB | 6-4 | 250 | 4/2/85 |
| 44 | Miller, Lamar | RB | 5-10 | 218 | 4/25/91 |
| 97 | Randall, Kheeston | DT | 6-5 | 309 | 5/7/89 |
| 70 | Root, Jarrell | DE | 6-3 | 276 | 5/14/88 |
| 64 | Samuda, Josh | G | 6-3 | 315 | 12/23/88 |
| 38 | Scott, Kevyn | CB | 5-10 | 205 | 11/10/88 |
| 79 | Shelby, Derrick | DE | 6-2 | 270 | 3/4/89 |
| 72 | Smith, Jacques | DE | 6-2 | 260 | 3/18/90 |
| 17 | Tannehill, Ryan | QB | 6-4 | 222 | 7/27/88 |
| 34 | Thigpen, Marcus | RB | 5-9 | 195 | 5/15/86 |
| 50 | Vernon, Olivier | DE | 6-2 | 268 | 10/7/90 |
| 65 | Waldron, Dustin | T | 6-5 | 310 | 5/24/90 |

AND FIRST-YEAR ROSTER

| NFL EXP. | COLLEGE | HOMETOWN | HOW ACQUIRED |
|-------------|----------------------|--------------------------|-----------------|
| R | UNLV '11 | Pago Pago, American Samo | FA, '12 |
| 1 | Central Michigan '11 | Grand Rapids, Mich. | FA, '12 |
| R | Pittsburgh '12 | Lancaster, Pa. | FA, '12 |
| R | Westminster '10 | Salt Lake City, Utah | FA, '12 |
| R | Oregon State '12 | Santa Monica, Calif. | FA, '12 |
| R | Michigan State '12 | Westerville, Ohio | D6, '12 |
| R | Temple '12 | Peekskill, N.Y. | FA, '12 |
| R | Missouri '12 | Plainview, Texas | D3b, '12 |
| 1 | Rutgers '11 | Margate, Fla. | FA, '12 |
| R | Texas A&M '12 | McKinney, Texas | FA, '12 |
| R | Notre Dame '12 | Pontiac, Mich. | FA, '12 |
| 1 | Monmouth '11 | Ramapo, N.J. | FA, '12 |
| R | Maryland '12 | Virginia Beach, Va. | FA, '12 |
| R | Oregon '12 | Vacaville, Calif. | D5, '12 |
| R | Texas A&M '09 | Lufkin, Texas | FA, '12 |
| R | Arizona State '12 | Corona, Calif. | FA, '12 |
| R | Stanford '13 | North Hollywood, Calif. | D2, '12 |
| R | Nevada '12 | Santa Ana, Calif. | D7b, '12 |
| R | Arkansas State '12 | Columbus, Ga. | FA, '12 |
| R | Indiana '12 | Indianapolis, Ind. | FA, '12 |
| R | Graceland '09 | Toronto, Ontario, Canada | FA, '12 |
| R | Miami (FL) '13 | Miami, Fla. | D4, '12 |
| R | Texas '12 | Beaumont, Texas | D7a, '12 |
| R | Boise State '12 | Boise, Idaho | FA, '12 |
| R | Massachusetts '12 | Hollywood, Fla. | FA, '12 |
| R | Syracuse '12 | Tamarac, Fla. | FA, '12 |
| R | Utah '12 | Houston, Texas | FA, '12 |
| R | Missouri '12 | Dallas, Texas | FA, '12 |
| R | Texas A&M '12 | Big Spring, Texas | D1, '12 |
| 1 | Indiana '08 | Detroit, Mich. | FA, '12 |
| R | Miami (FL) '13 | Miami, Fla. | D3a, '12 |
| R | Portland State '12 | Pleasant Hill, Ore. | FA, '12 |

2012 POSITIONAL ROSTER

QUARTERBACKS (4)

| | | |
|----|----------------------|----|
| 7 | Pat Devlin | QB |
| 8 | Matt Moore | QB |
| 9 | David Garrard | QB |
| 17 | Ryan Tannehill | QB |

RUNNING BACKS (10)

| | | |
|----|-----------------------|-------|
| 6 | Ryan Mahaffey | FB |
| 22 | Reggie Bush | RB |
| 23 | Steve Slaton | RB |
| 33 | Daniel Thomas | RB |
| 34 | Marcus Thigpen | RB |
| 35 | Jerome Messam | RB |
| 41 | Jorvorskie Lane | FB |
| 42 | Charles Clay | FB/TE |
| 44 | Lamar Miller | RB |
| 46 | Jonas Gray | RB |

WIDE RECEIVERS (12)

| | | |
|----|------------------------|----|
| 10 | Clyde Gates | WR |
| 11 | Julius Pruitt | WR |
| 14 | Marlon Moore | WR |
| 15 | Davone Bess | WR |
| 16 | B.J. Cunningham | WR |
| 18 | Roberto Wallace | WR |
| 19 | Legedu Naanee | WR |
| 81 | Chris Hogan | WR |
| 82 | Brian Hartline | WR |
| 83 | Jeff Fuller | WR |
| 85 | Chad Johnson | WR |
| 86 | Rishard Matthews | WR |

TIGHT ENDS (5)

| | | |
|----|----------------------|----|
| 80 | Anthony Fasano | TE |
| 84 | Michael Egnew | TE |
| 87 | Les Brown | TE |
| 88 | Jeron Mastrud | TE |
| 89 | Will Yeatman | TE |

OFFENSIVE LINEMEN (15)

| | | |
|----|------------------------|-----|
| 51 | Mike Pouncey | C |
| 61 | Will Barker | T |
| 62 | Ryan Cook | G/C |
| 63 | Derek Dennis | G |
| 64 | Josh Samuda | G |
| 65 | Dustin Waldron | T |
| 67 | Andrew McDonald | T |
| 68 | Richie Incognito | G |
| 69 | Ray Feinga | G |
| 71 | Jonathan Martin | T |
| 73 | Artis Hicks | T |
| 74 | John Jerry | G |
| 75 | Nate Garner | T |
| 76 | Lydon Murtha | T |
| 77 | Jake Long | T |

DEFENSIVE LINEMEN (13)

| | | |
|----|------------------------|----|
| 50 | Olivier Vernon | DE |
| 66 | Chas Alecxih | DT |
| 70 | Jarrell Root | DE |
| 72 | Jaquies Smith | DE |
| 78 | Tony McDaniel | DT |
| 79 | Derrick Shelby | DE |
| 90 | Ryan Baker | DE |
| 91 | Cameron Wake | DE |
| 94 | Randy Starks | DE |
| 95 | Isaako Aaitui | NT |
| 96 | Paul Soliai | DT |
| 97 | Kheeston Randall | DT |
| 98 | Jared Odrick | DE |

LINEBACKERS (11)

| | | |
|----|------------------------|----|
| 45 | Cameron Collins | LB |
| 48 | Shelly Lyons | LB |
| 49 | Jonathan Freeny | LB |
| 52 | Jamaal Westerman | LB |
| 53 | Austin Spitler | LB |
| 55 | Koa Misi | LB |
| 56 | Kevin Burnett | LB |
| 57 | Josh Kaddu | LB |
| 58 | Karlos Dansby | LB |
| 59 | Gary Guyton | LB |
| 93 | Jason Trusnik | LB |

DEFENSIVE BACKS (17)

| | | |
|----|------------------------|----|
| 20 | Reshad Jones | S |
| 21 | Vontae Davis | CB |
| 24 | Sean Smith | CB |
| 25 | Jonathan Wade | CB |
| 26 | Tyrell Johnson | S |
| 27 | Jimmy Wilson | CB |
| 28 | Nolan Carroll | CB |
| 29 | Tyrone Culver | S |
| 30 | Chris Clemons | S |
| 31 | Richard Marshall | CB |
| 32 | Marcus Brown | CB |
| 36 | Quinten Lawrence | CB |
| 37 | Kelcie McCray | S |
| 38 | Kevyn Scott | CB |
| 40 | Anderson Russell | CB |
| 43 | Vincent Agnew | CB |
| 47 | Trenton Hughes | CB |

SPECIALISTS (3)

| | | |
|----|----------------------|----|
| 2 | Brandon Fields | P |
| 5 | Dan Carpenter | K |
| 92 | John Denney | LS |

2011 DOLPHINS STATISTICS

REGULAR SEASON RESULTS (6-10)

| DATE | OPPONENT | SCORE | W/L | ATTENDANCE |
|----------|--------------------|------------|-----|------------|
| SEPT. 12 | NEW ENGLAND | 24-38 | L | 66,860 |
| SEPT. 18 | HOUSTON | 13-23 | L | 51,032 |
| Sept. 25 | at Cleveland | 16-17 | L | 66,651 |
| Oct. 2 | at San Diego | 16-26 | L | 63,002 |
| Oct. 17 | at New York Jets | 6-24 | L | 78,912 |
| OCT. 23 | DENVER | 15-18 (OT) | L | 63,800 |
| Oct. 30 | at New York Giants | 17-20 | L | 79,302 |
| Nov. 6 | at Kansas City | 31-3 | W | 72,263 |
| NOV. 13 | WASHINGTON | 20-9 | W | 57,007 |
| NOV. 20 | BUFFALO | 35-8 | W | 57,531 |
| Nov. 24 | at Dallas | 19-20 | L | 87,418 |
| DEC. 4 | OAKLAND | 34-14 | W | 57,225 |
| DEC. 11 | PHILADELPHIA | 10-26 | L | 67,823 |
| Dec. 18 | at Buffalo | 30-23 | W | 60,988 |
| Dec. 24 | at New England | 24-27 | L | 68,756 |
| JAN. 1 | NEW YORK JETS | 19-17 | W | 65,811 |

TEAM STATISTICS

| | DOLPHINS | OPPONENTS |
|----------------------------------|----------|-----------|
| TOTAL FIRST DOWNS | 287 | 310 |
| Rushing | 89 | 88 |
| Passing | 166 | 198 |
| Penalty | 32 | 24 |
| Third Down: Made/Attempts | 69/207 | 74/219 |
| Third Down Percentage | 33.3 | 33.8 |
| Fourth Down: Made/Attempts | 6/16 | 7/14 |
| Fourth Down Percentage | 37.5 | 50.0 |
| POSSESSION AVERAGE | 30:23 | 29:37 |
| TOTAL NET YARDS | 5078 | 5522 |
| Average Per Game | 317.4 | 345.1 |
| Total Plays | 990 | 1043 |
| Average Per Play | 5.1 | 5.3 |
| NET YARDS RUSHING | 1987 | 1530 |
| Average Per Game | 124.2 | 95.6 |
| Total Rushes | 469 | 412 |
| NET YARDS PASSING | 3091 | 3992 |
| Average Per Game | 193.2 | 249.5 |
| Sacked/Yards Lost | 52/334 | 41/241 |
| Gross Yards | 3425 | 4233 |
| Attempts/Completions | 469/280 | 590/350 |
| Completion Percentage | 59.7 | 59.3 |
| Had Intercepted | 13 | 16 |
| PUNTS/AVERAGE | 78/48.8 | 95/45.4 |
| NET PUNTING AVG. | 78/41.1 | 95/38.6 |
| PENALTIES/YARDS | 85/779 | 112/975 |
| FUMBLES/BALL LOST | 28/12 | 17/3 |
| TOUCHDOWNS | 33 | 33 |
| Rushing | 11 | 8 |
| Passing | 20 | 24 |
| Returns | 2 | 1 |

| Score By Quarters | 1 | 2 | 3 | 4 | OT | Total |
|-------------------|----|----|----|-----|----|-------|
| DOLPHINS | 84 | 86 | 91 | 68 | 0 | 329 |
| OPPONENTS | 53 | 87 | 50 | 120 | 3 | 313 |

RUSHING

| | NO. | YDS. | AVG. | LG | TD |
|-----------------------|------------|-------------|------------|------------|-----------|
| Bush | 216 | 1086 | 5.0 | 76t | 6 |
| Thomas | 165 | 581 | 3.5 | 28 | 0 |
| Henne | 15 | 112 | 7.5 | 20 | 1 |
| Mat. Moore | 32 | 65 | 2.0 | 16 | 2 |
| Slaton | 17 | 64 | 3.8 | 28 | 1 |
| Hilliard | 16 | 41 | 2.6 | 4 | 1 |
| Marshall | 1 | 13 | 13.0 | 13 | 0 |
| Bess..... | 2 | 9 | 4.5 | 5 | 0 |
| Hartline | 1 | 9 | 9.0 | 9 | 0 |
| Gates | 1 | 4 | 4.0 | 4 | 0 |
| L. Johnson | 1 | 2 | 2.0 | 2 | 0 |
| Losman | 2 | 1 | 0.5 | 1 | 0 |
| DOLPHINS..... | 469 | 1987 | 4.2 | 76t | 11 |
| OPPONENTS..... | 412 | 1530 | 3.7 | 24t | 8 |

PASSING

| | ATT. | COMP. | YDS. | PCT. | TD | INT. | LG | SACK/ LOST | RATING |
|----------------------|------------|------------|-------------|-------------|-----------|-----------|------------|---------------|-------------|
| Mat. Moore | 347 | 210 | 2497 | 60.5 | 16 | 9 | 65t | 36/229 | 87.1 |
| Henne | 112 | 64 | 868 | 57.1 | 4 | 4 | 41 | 11/67 | 79.0 |
| Losman | 10 | 6 | 60 | 60.0 | 0 | 0 | 25 | 5/38 | 77.1 |
| DOLPHINS | 469 | 280 | 3425 | 59.7 | 20 | 13 | 65t | 52/334 | 84.9 |
| OPPONENTS | 590 | 350 | 4233 | 59.3 | 24 | 16 | 99t | 41/241 | 83.7 |

RECEIVING

| | NO. | YDS. | AVG. | LG | TD |
|-----------------------|------------|-------------|-------------|------------|-----------|
| Marshall | 81 | 1214 | 15.0 | 65t | 6 |
| Bess..... | 51 | 537 | 10.5 | 41 | 3 |
| Bush | 43 | 296 | 6.9 | 34 | 1 |
| Hartline | 35 | 549 | 15.7 | 41 | 1 |
| Fasano | 32 | 451 | 14.1 | 35t | 5 |
| Clay | 16 | 233 | 14.6 | 46 | 3 |
| Thomas | 12 | 72 | 6.0 | 12 | 1 |
| Hilliard | 5 | 49 | 9.8 | 18 | 0 |
| Gates | 2 | 19 | 9.5 | 11 | 0 |
| Slaton | 2 | -3 | -1.5 | -1 | 0 |
| Mastrud | 1 | 8 | 8.0 | 8 | 0 |
| DOLPHINS..... | 280 | 3425 | 12.2 | 65t | 20 |
| OPPONENTS..... | 350 | 4233 | 12.1 | 99t | 24 |

INTERCEPTIONS

| | NO. | YDS. | AVG. | LG | TD |
|-----------------------|-----------|------------|-------------|-------------|----------|
| Davis | 4 | 60 | 15.0 | 28 | 0 |
| Starks | 2 | 21 | 10.5 | 18 | 0 |
| Smith | 2 | 7 | 3.5 | 7 | 0 |
| Mitchell | 1 | 55 | 55.0 | 55 | 0 |
| Odrick | 1 | 39 | 39.0 | 39 | 0 |
| Burnett | 1 | 34 | 34.0 | 34t | 1 |
| Bell | 1 | 20 | 20.0 | 20 | 0 |
| Dansby | 1 | 14 | 14.0 | 14 | 0 |
| Wilson | 1 | 5 | 5.0 | 5 | 0 |
| R. Jones | 1 | 1 | 1.0 | 1 | 0 |
| Carroll | 1 | 0 | 0.0 | 0 | 0 |
| DOLPHINS..... | 16 | 256 | 16.0 | 55 | 1 |
| OPPONENTS..... | 13 | 224 | 17.2 | 100t | 1 |

PUNTING

| | NO. | YDS. | AVG. | NET | TB | IN 20 | LG | BLK |
|------------------------|-----------|-------------|-------------|-------------|----------|-----------|-----------|----------|
| Fields..... | 78 | 3810 | 48.8 | 41.1 | 7 | 32 | 70 | 0 |
| DOLPHINS | 78 | 3810 | 48.8 | 41.1 | 7 | 32 | 70 | 0 |
| OPPONENTS | 95 | 4313 | 45.4 | 38.6 | 6 | 28 | 69 | 2 |

PUNT RETURNS

| | RET. | FC | YDS. | AVG. | LG | TD |
|------------------------|-----------|-----------|------------|-------------|-----------|----------|
| Bess..... | 37 | 24 | 442 | 11.9 | 25 | 0 |
| Bush..... | 6 | 0 | 52 | 8.7 | 16 | 0 |
| Gates..... | 3 | 0 | 32 | 10.7 | 17 | 0 |
| DOLPHINS | 46 | 24 | 526 | 11.4 | 25 | 0 |
| OPPONENTS | 47 | 10 | 463 | 9.9 | 45 | 0 |

KICKOFF RETURNS

| | NO. | YDS. | AVG. | LG | TD |
|------------------------|-----------|------------|-------------|-----------|----------|
| Gates..... | 34 | 843 | 24.8 | 77 | 0 |
| Slaton..... | 3 | 85 | 28.3 | 42 | 0 |
| Bess..... | 1 | 0 | 0.0 | 0 | 0 |
| Hilliard..... | 1 | 14 | 14.0 | 14 | 0 |
| DOLPHINS | 39 | 942 | 24.2 | 77 | 0 |
| OPPONENTS | 41 | 937 | 22.9 | 54 | 0 |

FIELD GOALS

| | 1-19 | 20-29 | 30-39 | 40-49 | 50+ | TOTALS |
|-----------------------|-------------|--------------|------------|--------------|------------|--------------|
| Carpenter..... | 0/0 | 10/11 | 6/7 | 11/12 | 2/4 | 29/34 |
| Graham..... | 0/0 | 4/4 | 0/0 | 0/1 | 0/0 | 4/5 |
| DOLPHINS..... | 0/0 | 14/15 | 6/7 | 11/13 | 2/4 | 33/39 |
| OPPONENTS..... | 0/ 0 | 11/12 | 7/7 | 6/10 | 2/4 | 26/33 |

SCORING

| | TDR | TDP | TDRt | PAT | FG | S | 2-PT | TP |
|-----------------------|-----------|-----------|----------|--------------|--------------|----------|----------|------------|
| Carpenter..... | 0 | 0 | 0 | 26/26 | 29/34 0 | 0 | 0 | 113 |
| Bush..... | 6 | 1 | 0 | | | 0 | 0 | 42 |
| Marshall..... | 0 | 6 | 0 | | | 0 | 0 | 36 |
| Fasano..... | 0 | 5 | 0 | | | 0 | 0 | 30 |
| Bess..... | 0 | 3 | 0 | | | 0 | 0 | 18 |
| Clay..... | 0 | 3 | 0 | | | 0 | 0 | 18 |
| Graham..... | 0 | 0 | 0 | 6/6 | 4/5 | 0 | 0 | 18 |
| Hilliard..... | 1 | 0 | 1 | | | 0 | 0 | 12 |
| Mat. Moore..... | 2 | 0 | 0 | | | 0 | 0 | 12 |
| Burnett..... | 0 | 0 | 1 | | | 0 | 0 | 6 |
| Hartline..... | 0 | 1 | 0 | | | 0 | 0 | 6 |
| Henne..... | 1 | 0 | 0 | | | 0 | 0 | 6 |
| Slaton..... | 1 | 0 | 0 | | | 0 | 0 | 6 |
| Thomas..... | 0 | 1 | 0 | | | 0 | 0 | 6 |
| DOLPHINS..... | 11 | 20 | 2 | 32/32 | 33/39 | 0 | 0 | 329 |
| OPPONENTS..... | 8 | 24 | 1 | 31/31 | 26/33 | 2 | 1 | 313 |

TWO-POINT CONVERSIONS

None

DOLPHINS 0-1, OPPONENTS 1-2

SACKS

Wake 8.5, Taylor 7, Odrick 6, Starks 4.5, Burnett 2.5, McDaniel 2.5, Bell 2, Dansby 2, R. Jones 2, Culver 1, Davis 1, Misi 1, Mitchell 1.

DOLPHINS 41.0, OPPONENTS 52.0

2011 DEFENSIVE STATISTICS

| PLAYER | TOTAL TACK. | SOLO | ASST. | SACKS/ YDS | INT./ YARDS | PASS DEF | TACKLES FOR LOSS | QB HITS | FUM. FOR. | FUM. REC. |
|-----------|----------------|------|-------|---------------|----------------|-------------|---------------------|------------|--------------|--------------|
| Bell | 107 | 81 | 26 | 2.0/14.0 | 1/20 | 5 | 2 | 4 | | 1 |
| Burnett | 105 | 83 | 22 | 2.5/18.5 | 1/34 | 3 | 10 | 3 | | |
| Dansby | 103 | 88 | 15 | 2.0/13 | 1/14 | 4 | 10 | 9 | 1 | |
| Jones, R. | 62 | 45 | 17 | 2.0/14 | 1/1 | 4 | 2 | 1 | | |
| Smith | 60 | 51 | 9 | | 2/7 | 8 | 1 | | | |
| Allen | 43 | 39 | 4 | | | 3 | 5 | | | |
| Davis | 43 | 39 | 4 | 1.0/7 | 4/60 | 8 | 2 | 2 | | |
| Wake | 42 | 37 | 5 | 8.5/47.5 | | 3 | 16 | 22 | | |
| Starks | 34 | 29 | 5 | 4.5/23.5 | 2/21 | 2 | 10 | 10 | | |
| Misi | 31 | 23 | 8 | 1.0/7 | | 1 | 4 | 1 | | |
| Culver | 29 | 22 | 7 | 1.0/12.0 | | 1 | 1 | 1 | 1 | |
| Soliai | 27 | 19 | 8 | | | 2 | 2 | 1 | | |
| Carroll | 26 | 23 | 3 | | 1/0 | 4 | | | | |
| Odrick | 22 | 20 | 2 | 6.0/35 | 1/39 | 2 | 5 | 8 | 1 | |
| Langford | 20 | 15 | 5 | | | 1 | | 1 | 1 | |
| McDaniel | 19 | 13 | 6 | 2.5/12.5 | | 2 | 1 | 5 | | |
| Mitchell | 18 | 15 | 3 | 1.0/4 | 1/55 | 2 | 1 | 2 | | |
| Taylor | 18 | 13 | 5 | 7.0/33.0 | | 2 | 6 | 14 | 1 | |
| Wilson | 9 | 7 | 2 | | 1/5 | 5 | | 1 | | |
| Olshansky | 7 | 4 | 3 | | | | 1 | | 1 | |
| Clemons | 5 | 4 | 1 | | | | 1 | | | |
| Sapp | 4 | 4 | 0 | | | | 1 | | | |
| Merling | 4 | 3 | 1 | | | 2 | | | | |
| Trusnik | 4 | 2 | 2 | | | | | | | |
| Baker | 1 | 1 | 0 | | | | | | | |
| Jones, N. | 1 | 1 | 0 | | | | | | | |
| Spitler | 1 | 1 | 0 | | | | | | | |

NOTE: Special teams and miscellaneous tackles not included above.

DEFENSIVE TOUCHDOWNS: Burnett (INT return vs. Oakland, 12/4).

MISCELLANEOUS TACKLES: 5 - Hartline; 4 - Pouncey; 3 - A. Fasano; 2 - R. Bush; 2 - M. Moore; 2 - D. Thomas; 1 - D. Bess; 1 - Carey; 1 - Gates; 2- R. Incognito; 1 - Long; 1- Marshall.

MISCELLANEOUS FUMBLE RECOVERIES: 1 - Losman.

SACKS:

Wake: 8.5 – 1.0 - New England (9/12); 1.0 - Houston (9/12); 1.0- at San Diego (01/2); 2.0 - Denver (10/23); 0.5 - at Kansas City (11/6); 1.0 - at Dallas (11/24); 1.0 - at Buffalo (12/18) 1.0 - at New England (12/24)

Taylor: 7.0 – 1.0 - Houston (9/18); 1.0 - Denver (10/23); 1.0 - Washington (11/13); 1.0 - Buffalo (11/20); 2 - Philadelphia (12/11); 1 - at New England Patriots (12/24)

Odrick: 6.0 – 1.0 - Denver (10/23); 1.0 - at Kansas City (11/6); 1.0 - Washington (11/13); 1.0 - Buffalo (11/20); 1.0 - at Buffalo (12/18/11); 1 - New York Jets (1/1)

Starks: 4.5 – 1.0 - Denver (10/23); 0.5 - at New York Giants (10/30); 1 - at Buffalo (12/18); 1 - at New England (12/24); 1 - New York Jets (1/1)

Burnett: 2.5 – 1.5 - at Kansas City (11/6); 1 - Oakland (12/4)

McDaniel: 2.5 – 0.5 - at New York Giants (10/30); 1.0 - at Kansas City (11/6); 1.0 - Philadelphia (12/11)

Dansby: 2.0 – 1.0 - at New York Jets (10/17); 1.0 - Washington (11/13)

R. Jones: 2.0 – 1.0 - Houston (9/18); 1.0 - Philadelphia (12/11)

Bell: 2.0 – 1.0 - Denver (10/23); 1- at New England (12/24)

Culver: 1.0 – 1.0 - at Kansas City (11/6)

Davis: 1.0 – 1.0 - Oakland (12/4)

Misi: 1.0 - at New York Jets (10/17)

Davis: 1.0 – 1.0 - Oakland (12/4)

Mitchell: 1.0 – 1.0 - at San Diego (10/2)

INTERCEPTIONS:

Davis: 4 – 1 - Washington (11/13); 1 - at Dallas (11/24); 2- at Buffalo (12/18)

Smith: 2 – 1 - at Dallas (11/24); 1 - Philadelphia (12/11)

Starks: 2 – 2 - New York Jets (1/1)

Bell: 1 – 1 - Buffalo (11/20)

Burnett: 1 – 1 - Oakland (11/20)*

Carroll: 1 – 1 - Buffalo (11/20)

Dansby: 1 – 1 - Washington (11/13)

Jones, R.: 1 – 1 - at Buffalo (12/18)

Mitchell: 1 – 1 - New York Jets (1/1)

Odrick: 1 – 1 - New England (9/12)

Wilson: 1 – 1 - at Cleveland (9/25)

2011 SPECIAL TEAMS STATISTICS

| PLAYER | TOTAL TACK. | SOLO | ASST. | FUM. FOR. | FUM. REC. | BLOCK FG | BLOCK PATs | BLOCK PUNTS |
|---------------|----------------|------|-------|--------------|--------------|-------------|---------------|----------------|
| Trusnik | 14 | 13 | 1 | | | | | |
| Mitchell | 12 | 10 | 2 | 1 | | | | |
| Spitler | 10 | 9 | 1 | | 1 | | | |
| Clemons | 8 | 7 | 1 | | | | | 1 |
| Wilson | 8 | 7 | 1 | 1 | | | | 1 |
| Culver | 7 | 5 | 2 | 1 | 1 | | | |
| Carroll | 6 | 5 | 1 | | | | | |
| Jones | 5 | 4 | 1 | | | | | |
| Carpenter | 4 | 4 | 0 | | | | | |
| Denney | 4 | 4 | 0 | | | | | |
| Hartline | 4 | 3 | 1 | | | | | |
| Pruitt | 4 | 3 | 1 | | | | | |
| Misi | 3 | 3 | 0 | | | | | |
| Moore, Mar. | 3 | 3 | 0 | | | | | |
| Smith | 2 | 1 | 1 | | | | | |
| Hilliard | 2 | 0 | 2 | | | | | |
| Alama-Francis | 1 | 0 | 1 | | | | | |
| Bess | | | | | | | | |

2

2011 STATISTICAL BESTS

DOLPHINS INDIVIDUAL

RUSHING

| | | |
|----------------------------------|-----|-----------------------------------|
| Yards | 203 | Reggie Bush at Buffalo, 12/18 |
| Attempts | 25 | Reggie Bush at Buffalo, 12/18 |
| Touchdowns | 2 | Reggie Bush vs. Washington, 11/13 |
| Yards by Quarterback | 59 | Chad Henne vs. New England, 9/12 |
| Longest Run from Scrimmage | 76t | Reggie Bush at Buffalo, 12/18 |

PASSING

| | | |
|-----------------------------|-------|--|
| Yards | 416 | Chad Henne vs. New England, 9/12 |
| Attempts | 49 | Chad Henne vs. New England, 9/12 |
| Completions | 30 | Chad Henne vs. New England, 9/12 |
| Touchdowns | 3 | Matt Moore at Kansas City, 11/6 Matt Moore vs. Buffalo, 11/20 Matt Moore at New England, 12/24 |
| Completion Percentage | 75.0% | Chad Henne at San Diego, 10/2 |
| Interceptions | 2 | Matt Moore at N.Y. Jets, 10/17 Matt Moore vs. N.Y. Jets, 1/1/12 |
| Longest Completion | 65t | Matt Moore to Brandon Marshall at Buffalo, 12/18 |

RECEIVING

| | | |
|-----------------------------|-----|--|
| Receptions | 9 | Reggie Bush vs. New England, 9/12 |
| Yards | 143 | Brandon Marshall at New England, 12/24 |
| Touchdowns | 2 | Anthony Fasano at Kansas City, 11/6 |
| Yards by Running Back | 56 | Reggie Bush vs. New England, 9/12 |
| Longest Reception | 65t | Brandon Marshall from Matt Moore at Buffalo, 12/18 |

| | | |
|-------------------------------------|-----|-------------------------------|
| TOTAL YARDS FROM SCRIMMAGE.. | 209 | Reggie Bush at Buffalo, 12/18 |
|-------------------------------------|-----|-------------------------------|

DEFENSE

TACKLES

| | | |
|-------------|----|-------------------------------------|
| Total | 14 | Yeremiah Bell at San Diego, 10/2 |
| | | Kevin Burnett vs. N.Y. Jets, 1/1/12 |
| Solo | 14 | Yeremiah Bell at San Diego, 10/2 |

INTERCEPTIONS

| | | |
|------------------------------------|----|---------------------------------------|
| Total | 2 | Vontae Davis at Buffalo, 2/18 |
| | | Randy Starks vs. N.Y. Jets, 1/1/12 |
| Longest Return | 55 | Marvin Mitchell vs. N.Y. Jets, 1/1/12 |
| Longest Return for Touchdown | 34 | Kevin Burnett vs. Oakland, 12/4 |

FUMBLES

| | | |
|-----------------------|---|------------------------------------|
| Total Forced | 1 | Karlos Dansby at San Diego, 10/2 |
| | | Jared Odrick at San Diego, 10/2 |
| | | Tyrone Culver vs. Denver, 10/23 |
| | | Karlos Dansby at Kansas City, 11/6 |
| | | Jason Taylor vs. Buffalo, 11/20 |
| Total Recovered | 1 | Yeremiah Bell vs. Denver, 10/23 |

SACKS

| | | |
|------------------|----|--------------------------------------|
| Total | 2 | Cameron Wake vs. Denver, 10/23 |
| | | Jason Taylor vs. Philadelphia, 12/11 |
| Yards Lost | 12 | Tyrone Culver at Kansas City, 11/6 |
| | | Jared Odrick vs. Washington, 11/13 |

SPECIAL TEAMS

| | | |
|---------------------------------------|------|--|
| Field Goals Made | 4 | Shayne Graham at Dallas, 11/24 |
| | | Dan Carpenter vs. N.Y. Jets, 1/1/12 |
| Field Goal Attempts | 5 | Shayne Graham at Dallas, 11/24 |
| Longest Field Goal | 58 | Dan Carpenter vs. N.Y. Jets, 1/1/12 |
| Longest Field Goal Attempt | 58 | Dan Carpenter vs. N.Y. Jets, 1/1/12 |
| Punts | 8 | Brandon Fields vs. Denver, 10/23 |
| Highest Gross Average | 60.3 | Brandon Fields vs. Houston, 9/18 |
| Highest Net Average | 49.3 | Brandon Fields vs. Philadelphia, 12/11 |
| Most Punt Returns | 6 | Davone Bess vs. Buffalo, 11/20 |
| | | Davone Bess at Buffalo, 12/18 |
| Most Punt Return Yards | 101 | Davone Bess at Buffalo, 12/18 |
| Highest Punt Return Average | 22.0 | Davone Bess at San Diego, 10/2 |
| Longest Punt Return | 25 | Davone Bess at Buffalo, 12/18 |
| Most Kickoff Returns | 6 | Clyde Gates vs. New England, 9/12 |
| Most Kickoff Return Yards | 129 | Steve Slaton at N.Y. Giants, 10/30 |
| Highest Kickoff Return Average* | 28.3 | Clyde Gates vs. Houston, 9/18 |
| Longest Kickoff Return | 77 | Clyde Gates vs. Oakland, 12/4 |

*Min of two

OPPONENTS INDIVIDUAL

RUSHING

| | | |
|----------------------------------|-----|-------------------------------------|
| Yards | 103 | Ben Tate of Houston, 9/18 |
| Attempts | 27 | LeSean McCoy of Philadelphia, 12/11 |
| Touchdowns | 2 | LeSean McCoy of Philadelphia, 12/11 |
| | | Tom Brady at New England, 12/24 |
| Yards by Quarterback | 65 | Tim Tebow of Denver, 10/23 |
| Longest Run from Scrimmage | 24t | C.J. Spiller at Buffalo, 12/18 |

PASSING

| | | |
|-----------------------------|-------|---------------------------------------|
| Yards | 517 | Tom Brady of New England, 9/12 |
| Attempts | 48 | Tom Brady of New England, 9/12 |
| Completions | 32 | Tom Brady of New England, 9/12 |
| Touchdowns | 4 | Tom Brady of New England, 9/12 |
| Completion Percentage | 72.4% | Matt Schaub of Houston, 9/18 |
| Interceptions | 3 | Ryan Fitzpatrick at Buffalo, 12/18/11 |
| | | Mark Sanchez of N.Y. Jets, 1/1/12 |
| Longest Completion | 99t | Tom Brady of New England, 9/12 |

RECEIVING

| | | |
|-----------------------------|-----|-----------------------------------|
| Receptions | 12 | Wes Welker at New England, 12/24 |
| Yards | 160 | Wes Welker of New England, 9/12 |
| Touchdowns | 2 | Wes Welker of New England, 9/12 |
| | | Laurent Robinson at Dallas, 11/24 |
| Yards by Running Back | 76 | C.J. Spiller at Buffalo, 12/18 |
| Longest Reception | 99t | Wes Welker of New England, 9/12 |

TOTAL YARDS FROM SCRIMMAGE

| | |
|-----|--------------------------------|
| 167 | C.J. Spiller at Buffalo, 12/18 |
|-----|--------------------------------|

DEFENSE

TACKLES

| | | |
|-------------|----|-------------------------------------|
| Total | 13 | Jerod Mayo at New England, 12/24 |
| Solo | 10 | Devin McCourty of New England, 9/12 |
| | | Jonathan Wilhite of Denver, 10/23 |

INTERCEPTIONS

| | | |
|------------------------------------|------|------------------------------------|
| Total | 2 | Darrelle Revis at N.Y. Jets, 10/17 |
| Longest Return | 100t | Darrelle Revis at N.Y. Jets, 10/17 |
| Longest Return for Touchdown | 100t | Darrelle Revis at N.Y. Jets, 10/17 |

FUMBLES

| | | |
|-----------------------|---|---|
| Total Forced | 2 | Aaron Mabin at N.Y. Jets, 10/17 |
| Total Recovered | 1 | Eight times (last: Vince Wilfork at New England, 12/24) |

SACKS

| | | |
|------------------|----|------------------------------------|
| Total | 3 | Jason Babin of Philadelphia, 12/11 |
| | | Trent Cole of Philadelphia, 12/11 |
| Yards Lost | 20 | Trent Cole of Philadelphia, 12/11 |

SPECIAL TEAMS

| | | |
|---------------------------------------|------|---|
| Field Goals Made | 4 | Nick Novak at San Diego, 10/2 |
| Field Goal Attempts | 5 | Graham Gano of Washington, 11/13 |
| Longest Field Goal | 56 | Dave Rayner of Buffalo, 11/20 |
| Longest Field Goal Attempt | 56 | Dave Rayner of Buffalo, 11/20 |
| Punts | 10 | Chas Henry of Philadelphia, 12/11 |
| Longest Punt (yards) | 69 | Brett Hartmann of Houston, 9/18 |
| Highest Gross Average | 50.3 | Mike Scifres at San Diego, 10/2 |
| Highest Net Average | 44.5 | Steve Weatherford at N.Y. Giants, 10/30 |
| Most Punt Returns | 5 | Julian Edelman of New England, 9/12 |
| | | DeSean Jackson of Philadelphia, 12/1 |
| Most Punt Return Yards | 60 | C.J. Spiller of Buffalo, 11/20 |
| Highest Punt Return Average | 18.0 | Jacoby Jones of Houston, 9/18 |
| Longest Punt Return | 45 | C.J. Spiller of Buffalo, 11/20 |
| Most Kickoff Returns | 4 | Brad Smith of Buffalo, 11/20 |
| | | Felix Jones at Dallas, 11/24 |
| | | Justin Rogers at Buffalo, 12/18 |
| Most Kickoff Return Yards | 134 | Justin Rogers at Buffalo, 12/18 |
| Highest Kickoff Return Average* | 38.5 | Danial Manning of Houston, 9/18 |
| Longest Kickoff Return | 54 | Justin Rogers at Buffalo, 12/18 |

*Min of two

DOLPHINS TEAM

| | HIGHS | LOWS |
|-----------------------------|---|--|
| FIRST DOWNS | | |
| Total | 25 vs. New England, 9/12 | 11 vs. Philadelphia, 12/11 |
| Rushing | 11 vs. Oakland, 12/4 | 2 vs. N.Y. Jets, 1/1/12 |
| Passing | 19 vs. New England, 9/12 | 6 vs. Philadelphia, 12/11 at Buffalo, 12/18 |
| Penalty | 3 Six times (at Buffalo, 12/18) | 0 vs. New England, 9/12 vs. N.Y. Jets, 1/1/12 |
| RUSHING | | |
| Net Yards | 245 at Buffalo, 12/18 | 72 at San Diego, 10/2 |
| Attempts | 44 vs. Oakland, 12/4 | 20 vs. New England, 9/12 |
| Average | 6.7 at Buffalo, 12/18 | 2.7 vs. Buffalo, 11/20 |
| Touchdowns | 2 at N.Y. Giants, 10/30 vs. Washington, 11/13 vs. Oakland, 12/4 | 0 Eight times: (last: vs. N.Y. Jets, 1/1/12) |
| PASSING | | |
| Net Yards | 390 vs. New England, 9/12 | 128 vs. N.Y. Jets, 1/1/12 |
| Attempts | 49 vs. New England, 9/12 | 20 vs. Buffalo, 11/20 at Buffalo, 12/18 |
| Completions | 30 vs. New England, 9/12 | 10 at Buffalo, 12/18 |
| Touchdowns | 3 at Kansas City, 11/6 vs. Buffalo, 11/20 at New England, 12/24 | 0 at San Diego, 10/2 at N.Y. Jets, 10/17 at N.Y. Giants, 10/30 vs. Washington, 11/13 |
| Completion Percentage | 73.9% at Kansas City, 11/6 | 40.0% vs. Houston, 9/18 |
| Interceptions | 2 at San Diego, 10/2 at N.Y. Jets, 10/17 vs. N.Y. Jets, 1/1/12 | 0 Six times (last: at Buffalo, 12/18) |
| Times Sacked | 9 vs. Philadelphia, 12/11 | 0 at Kansas City, 11/6 |
| Yards Lost | 60 vs. Philadelphia, 12/11 | 0 at Kansas City, 11/6 |
| PUNTS | | |
| Total | 8 vs. Denver, 10/23 | 1 Washington, 11/13 |
| Yards | 397 vs. Denver, 10/23 | 49 Washington, 11/13 |
| Long | 70 vs. Houston, 9/18 | 49 Washington, 11/13 |
| Gross Average | 60.3 vs. Houston, 9/18 | 44.8 at New England, 12/24 |
| Net Average | 49.8 vs. Philadelphia, 12/11 | 27.0 Washington, 11/13 |
| Returns | 6 vs. Buffalo, 11/20 | 0 vs. N.Y. Jets, 1/1/12 |
| Return Yards | 101 at Buffalo, 12/18 | 0 vs. N.Y. Jets, 1/1/12 |
| Return Average | 22.0 at San Diego, 10/2 | 0.0 vs. N.Y. Jets, 1/1/12 |
| PENALTIES | | |
| Total | 10 at Cleveland, 9/25 | 2 at San Diego, 10/2 at N.Y. Jets, 10/17 vs. Denver, 10/23 |
| Yards Penalized | 93 at Cleveland, 9/25 | 10 at N.Y. Jets, 10/17 |
| FUMBLES | | |
| Total | 5 at N.Y. Jets, 10/17 | 0 Five times (last: vs. N.Y. Jets, 1/1/12) |
| Lost | 3 at Buffalo, 12/18 | 0 Six times (last: vs. N.Y. Jets, 1/1/12) |
| TIME OF POSSESSION | | |
| Game | 38:20 vs. Oakland, 12/4 | 25:21 at Kansas City, 11/6 |

OPPONENTS TEAM

| | HIGHS | LOWS |
|--------------------|--------------------------|---|
| FIRST DOWNS | | |
| Total | 27 vs. New England, 9/12 | 13 at N.Y. Jets, 10/17 |
| Rushing | 10 at New England, 12/24 | 2 at N.Y. Giants, 10/30 vs. Buffalo, 11/20 |
| Passing | 20 vs. New England, 9/12 | 7 at N.Y. Jets, 10/17 |
| Penalty | 4 at Kansas City, 11/6 | 0 vs. Houston, 9/18 at N.Y. Giants, 10/30 at New England, 12/24 |

RUSHING

| | | |
|------------------|---------------------------|---|
| Net Yards | 183 vs. Denver, 10/23 | 41 vs. Buffalo, 11/20 |
| Attempts | 39 vs. Denver, 10/23 | 14 vs. Oakland, 12/4 |
| Average | 5.9 at Buffalo, 12/18 | 1.6 vs. Philadelphia, 12/11 |
| Touchdowns | 2 vs. Philadelphia, 12/11 | 0 Ten times (last: vs. N.Y. Jets, 1/1/12) |

PASSING

| | | |
|-----------------------------|---------------------------|---|
| Net Yards | 516 vs. New England, 9/12 | 125 vs. Denver, 10/23 |
| Attempts | 48 vs. New England, 9/12 | 25 at N.Y. Jets, 10/17 |
| Completions | 32 vs. New England, 9/12 | 13 vs. Denver, 10/23 |
| Touchdowns | 4 vs. New England, 9/12 | 0 at Kansas City, 11/6 |
| Completion Percentage | 72.4% vs. Houston, 9/18 | 47.7% vs. Buffalo, 11/20 |
| Interceptions | 3 at Buffalo, 12/18 | 0 Seven times (last: at New England, 12/24) |
| | vs. N.Y. Jets, 1/1/12 | |
| Times Sacked | 7 vs. Denver, 10/23 | 0 at Cleveland, 9/25 |
| Yards Lost | 36 vs. Denver, 10/23 | 0 at Cleveland, 9/25 |

PUNTS

| | | |
|----------------------|----------------------------|----------------------------|
| Total | 10 vs. Philadelphia, 12/11 | 2 vs. Washington, 11/13 |
| Yards | 435 vs. Denver, 10/23 | 93 vs. Washington, 11/13 |
| Long | 69 vs. Houston, 9/18 | 39 vs. New England, 9/12 |
| Gross Average | 52.3 at New England, 12/24 | 38.0 vs. New England, 9/12 |
| Net Average | 48.2 at New England, 12/24 | 30 vs. New England, 9/12 |
| Returns | 5 vs. New England, 9/12 | 1 at Cleveland, 9/25 |
| | at N.Y. Jets, 10/17 | vs. Washington, 11/13 |
| | vs. Philadelphia, 12/11 | |
| Return Yards | 60 vs. Buffalo, 11/20 | 6 at Cleveland, 9/25 |
| | | at Buffalo, 12/18 |
| Return Average | 22.0 vs. Washington, 11/13 | 3.0 at Buffalo, 12/18 |

PENALTIES

| | | |
|-----------------------|----------------------|-----------------------|
| Total | 11 at Dallas, 11/24 | 3 vs. Buffalo, 11/20 |
| | at Buffalo, 12/18 | |
| Yards Penalized | 92 at Buffalo, 12/18 | 27 vs. Buffalo, 11/20 |

FUMBLES

| | | |
|-------------|-------------------------|--|
| Total | 4 vs. Buffalo, 11/20 | 0 Five times (last: vs. N.Y. Jets, 1/1/12) |
| Lost | 1 at N.Y. Jets, 10/17 | 0 13 times (last: vs. N.Y. Jets, 1/1/12) |
| | vs. Denver, 10/23 | |
| | vs. Philadelphia, 12/11 | |

TIME OF POSSESSION

| | | |
|------------|----------------------------|-------------------------|
| Game | 34:39 at Kansas City, 11/6 | 21:40 vs. Oakland, 12/4 |
|------------|----------------------------|-------------------------|

IN 2011 MIAMI WAS:

| | | | |
|-----|------------------------------------|-----|---------------------------------|
| 4-5 | when leading after the 1st quarter | 2-6 | in road games |
| 5-4 | when leading after the 2nd quarter | 0-1 | when playing in domes |
| 5-4 | when leading after the 3rd quarter | 6-9 | when playing outdoors |
| 2-2 | when behind after the 1st quarter | 1-4 | when playing on artificial turf |
| 1-6 | when behind after the 2nd quarter | 5-6 | when playing on natural grass |
| 1-5 | when behind after the 3rd quarter | 6-7 | after winning the coin toss |
| 3-9 | when Miami scores first | 0-3 | after losing the coin toss |
| 3-1 | when opponent scores first | 4-2 | when scoring 21 points or more |
| 0-0 | when tied at halftime | 5-4 | when yielding 20 points or less |
| 4-4 | in home games | 0-1 | in overtime contests |

DRIVE ENGINEERING

| | DRIVES | TD | FG | MFG | PUNT | BLK PUNT | FBL | INT | DWNS | SAF | HLF | END OF GAME | END OF REG | PTS |
|-----------|--------|----|----|-----|------|-------------|-----|-----|------|-----|-----|-------------------|------------------|-----|
| Dolphins | 195 | 31 | 33 | 6 | 78 | 0 | 12 | 13 | 7 | 2 | 8 | 4 | 1 | 315 |
| Opponents | 195 | 32 | 26 | 7 | 93 | 2 | 1 | 16 | 7 | 0 | 3 | 8 | 0 | 302 |

INSIDE THE TWENTY-YARD LINE

| | NO | TD | FG | MFG | TD PCT. | SCORE PCT | FBL | INT | DWN | HLF | GAME | PTS |
|-----------|----|----|----|-----|------------|--------------|-----|-----|-----|-----|------|-----|
| Dolphins | 53 | 25 | 21 | 2 | 47.1% | 86.7% | 1 | 2 | 2 | 0 | 0 | 237 |
| Opponents | 52 | 23 | 19 | 2 | 44.2% | 80.8% | 0 | 2 | 2 | 0 | 4 | 218 |

GOAL-TO-GO SITUATIONS

| | NO | TD | FG | MFG | TD PCT. | SCORE PCT | FBL | INT | DWN | HLF | GAME | PTS |
|-----------|----|----|----|-----|------------|--------------|-----|-----|-----|-----|------|-----|
| Dolphins | 26 | 14 | 10 | 1 | 53.8% | 92.3% | 0 | 0 | 1 | 0 | 0 | 124 |
| Opponents | 25 | 15 | 5 | 1 | 60.0% | 80.0% | 0 | 1 | 2 | 0 | 1 | 120 |

| GAME | | TAKEAWAYS | | | GIVEAWAYS | | | DIFF | W/L |
|--------|----------------|-----------|------|-----|-----------|------|-----|------|------|
| | | INT | FMBL | TOT | INT | FMBL | TOT | | |
| 9/12 | New England | 1 | 0 | 1 | 1 | 0 | 1 | 0 | L |
| 9/18 | Houston | 0 | 0 | 0 | 1 | 1 | 2 | -2 | L |
| 9/25 | Cleveland | 1 | 0 | 1 | 1 | 1 | 2 | -1 | L |
| 10/2 | at San Diego | 0 | 0 | 0 | 2 | 0 | 2 | -2 | L |
| 10/17 | at N.Y. Jets | 0 | 1 | 1 | 2 | 1 | 3 | -2 | L |
| 10/23 | Denver | 0 | 1 | 1 | 0 | 1 | 1 | 0 | L |
| 10/30 | at N.Y. Giants | 0 | 0 | 0 | 1 | 0 | 1 | -1 | L |
| 11/6 | at Kansas City | 0 | 0 | 0 | 0 | 0 | 0 | 0 | W |
| 11/13 | Washington | 2 | 0 | 2 | 1 | 1 | 2 | 0 | W |
| 11/20 | Buffalo | 2 | 0 | 2 | 0 | 0 | 0 | 2 | W |
| 11/24 | at Dallas | 2 | 0 | 2 | 0 | 1 | 1 | 1 | L |
| 12/4 | Oakland | 1 | 0 | 1 | 0 | 0 | 0 | 1 | W |
| 12/11 | Philadelphia | 1 | 1 | 2 | 1 | 2 | 3 | -1 | L |
| 12/18 | at Buffalo | 3 | 0 | 3 | 0 | 3 | 3 | 0 | W |
| 12/24 | at New England | 0 | 0 | 0 | 1 | 1 | 2 | -2 | L |
| 1/1/12 | N.Y. Jets | 3 | 0 | 3 | 2 | 0 | 2 | 1 | W |
| TOTAL | | 16 | 3 | 19 | 13 | 12 | 25 | -6 | 6-10 |

BLOCKS

| | FGs | PATs | PUNTS | TOTAL |
|--------------|-----|------|-------|-------|
| By Dolphins | 0 | 0 | 2 | 2 |
| By Opponents | 1 | 0 | 0 | 1 |

THIRD DOWN EFFICIENCY

| 3rd DOWN AND | | | | | | | | | | | |
|--------------|-------|------|------|------|------|------|------|------|------|-------|--------|
| | 1 | 2 | 3 | 4 | 5 | 6 | 7 | 8 | 9 | 10+ | TOTAL |
| Miami | 13-21 | 6-15 | 6-18 | 7-21 | 4-17 | 4-14 | 4-14 | 6-12 | 7-11 | 12-62 | 69-207 |
| Opp. | 22-31 | 8-16 | 7-14 | 6-11 | 6-17 | 4-10 | 1-10 | 3-19 | 4-13 | 8-65 | 74-219 |

DOLPHINS BIG PLAYS

PASSING (25-yards and longer)

| | |
|-----|---|
| 65t | M. Moore to B. Marshall at Buffalo, 12/18 |
| 47 | M. Moore to B. Marshall at New England, 12/24 |
| 46 | M. Moore to B. Marshall at N.Y. Jets, 10/17 |
| 46 | M. Moore to C. Clay vs. Buffalo Bills, 11/20 |
| 41 | M. Moore to B. Marshall at New England, 12/24 |
| 41 | C. Henne to D. Bess vs. Houston, 9/18 |
| 41 | M. Moore to B. Hartline at Dallas, 11/24 |
| 39 | M. Moore to B. Hartline at New England, 12/24 |
| 39 | M. Moore to B. Marshall at Dallas, 11/24 |
| 38 | C. Henne to B. Hartline at Cleveland, 9/25 |
| 38 | M. Moore to B. Marshall vs. Oakland, 12/4 |
| 35t | M. Moore to A. Fasano at Kansas City, 11/6 |
| 35t | M. Moore to B. Marshall at Dallas, 11/24 |
| 34 | M. Moore to R. Bush at Dallas, 11/24 |
| 33 | M. Moore to B. Hartline at Buffalo, 12/18 |

RUSHING (15-yards and longer)

| | |
|-----|--------------------------------|
| 76t | R. Bush at Buffalo, 12/18 |
| 39 | R. Bush at N.Y. Giants, 10/30 |
| 36 | R. Bush at N.Y. Jets, 10/17 |
| 29 | R. Bush vs. Oakland, 12/4 |
| 28 | R. Bush at Buffalo, 12/18 |
| 28 | R. Bush at N.Y. Giants, 10/30 |
| 28t | R. Bush at Kansas City, 11/6 |
| 28 | D. Thomas at Buffalo, 12/18 |
| 28 | S. Slaton vs. N.Y. Jets, 1/1 |
| 21 | D. Thomas vs. Oakland, 12/4 |
| 20 | C. Henne vs. Houston, 9/18 |
| 19 | C. Henne vs. New England, 9/12 |
| 18t | R. Bush vs. Washington, 11/13 |
| 18 | R. Bush at Kansas City, 11/6 |
| 16 | M. Moore at N.Y. Giants, 10/30 |

| | | | |
|----|--|----|---------------------------------|
| 31 | M. Moore to B. Hartline at Buffalo, 12/18 | 16 | R. Bush at San Diego, 10/2 |
| 31 | M. Moore to C. Clay at San Diego, 10/2 | 16 | R. Bush vs. Philadelphia, 12/11 |
| 31 | C. Henne to B. Hartline at Cleveland, 9/25 | 15 | D. Thomas at N.Y. Jets, 10/17 |
| 31 | C. Henne to B. Marshall vs. New England, 9/12 | 15 | R. Bush vs. Oakland, 12/4 |
| 30 | M. Moore to B. Marshall at Kansas City, 11/6 | 15 | D. Thomas vs. Oakland, 12/4 |
| 30 | M. Moore to C. Clay at Buffalo, 12/18 | | |
| 29 | M. Moore to C. Clay vs. Denver, 10/23 | | |
| 29 | C. Henne to B. Marshall vs. Houston, 9/18 | | |
| 28 | M. Moore to A. Fasano vs. Washington, 11/13 | | |
| 28 | C. Henne to B. Marshall vs. New England, 9/12 | | |
| 27 | M. Moore to R. Bush at Kansas City, 11/6 | | |
| 26 | M. Moore to B. Marshall at New England, 12/24 | | |
| 26 | M. Moore to B. Marshall vs. Washington, 11/13 | | |
| 26 | M. Moore to B. Marshall vs. Washington, 11/13 | | |
| 26 | C. Henne to D. Bess vs. New England, 9/12 | | |
| 26 | C. Henne to A. Fasano at Cleveland, 9/25 | | |
| 26 | M. Moore to A. Fasano vs. Oakland, 12/4 | | |
| 26 | M. Moore to B. Marshall vs. Oakland, 12/4 | | |
| 25 | JP Losman to A. Fasano vs. Philadelphia, 12/11 | | |
| 25 | C. Henne to B. Marshall vs. New England, 9/12 | | |
| 25 | C. Henne to A. Fasano vs. New England, 9/12 | | |
| 25 | C. Henne to B. Hartline vs. Houston, 9/18 | | |
| 25 | M. Moore to B. Hartline at N.Y. Jets, 10/17 | | |

OPPONENTS BIG PLAYS

PASSING (25-yards and longer)

| | |
|-----|---|
| 99t | T. Brady to W. Welker of New England, 9/12 |
| 55t | P. Rivers to V. Jackson at San Diego, 10/2 |
| 46 | T. Brady to M. Slater of New England, 9/12 |
| 43 | M. Schaub to A. Johnson of Houston, 9/18 |
| 42 | T. Brady to W. Welker at New England, 12/24 |
| 42 | T. Tebow to M. Willis of Denver, 10/23 |
| 42 | P. Rivers to R. Mathews at San Diego, 10/2 |
| 42 | P. Rivers to V. Jackson at San Diego, 10/2 |
| 41 | J. Kerley to M. Mulligan of N.Y. Jets, 1/1/12 |
| 40t | C. Palmer to T.J. Houshmandzadeh of Oakland, 12/4 |
| 38t | M. Sanchez to S. Holmes at N.Y. Jets, 10/17 |
| 38 | C. Palmer to M. Reece of Oakland, 12/4 |
| 37 | M. Cassel to S. Breston at Kansas City, 11/6 |
| 34t | M. Vick to D. Jackson of Philadelphia, 12/11 |
| 33t | C. McCoy to J. Cribbs at Cleveland, 9/25 |
| 30 | M. Sanchez to J. Kerley of N.Y. Jets, 1/1/12 |
| 31 | T. Brady to D. Branch at New England, 12/24 |
| 31 | R. Fitzpatrick to S. Chandler of Buffalo, 11/20 |
| 31 | M. Schaub to J. Jones of Houston, 9/18 |
| 31 | M. Cassel to D. Bowe at Kansas City, 11/6 |
| 30 | T. Brady to A. Hernandez of New England, 9/12 |
| 30 | T. Brady to A. Hernandez of New England, 9/12 |
| 30 | C. Palmer to C. Schilens of Oakland, 12/4 |
| 29 | M. Sanchez to P. Burress of N.Y. Jets, 1/1/12 |
| 29 | M. Vick to R. Cooper of Philadelphia, 12/11 |
| 28 | R. Fitzpatrick to R. Martin at Buffalo, 12/18 |
| 28 | M. Vick to J. Avant of Philadelphia, 12/11 |
| 28 | T. Tebow to D. Fells of Denver, 10/23 |
| 27 | M. Sanchez to Dustin Keller at N.Y. Jets, 10/17 |
| 26 | E. Manning to V. Cruz at N.Y. Giants, 10/30 |
| 26 | R. Fitzpatrick to F. Jackson of Buffalo, 11/20 |
| 26 | M. Vick to L. McCoy of Philadelphia, 12/11 |
| 25t | E. Manning to V. Cruz at N.Y. Giants, 10/30 |

RUSHING (15-yards and longer)

| | |
|-----|-----------------------------------|
| 24t | C.J. Spiller at Buffalo, 12/18 |
| 21 | R. Helu of Washington, 11/13 |
| 21 | T. Tebow of Denver, 10/23 |
| 20 | S. Greene at N.Y. Jets, 10/17 |
| 20 | R. Mathews at San Diego, 10/2 |
| 18 | S. Ridley at New England, 12/24 |
| 18 | C.J. Spiller at Buffalo, 12/18 |
| 18 | D. Murray at Dallas, 11/24 |
| 18 | A. Bradshaw at N.Y. Giants, 10/30 |
| 19 | M. Hardesty at Cleveland, 9/25 |
| 16 | J. Kerley of N.Y. Jets, 1/1/12 |
| 16 | S. Ridley at New England, 12/24 |
| 16 | B. Tate of Houston, 9/18 |
| 15 | L. Murphy of Oakland, 12/4 |
| 15 | P. Rivers at San Diego, 10/2 |

DOLPHINS BIG GAMES

100-YARD RUSHERS

203 R. Bush at Buff., 12/18
113 R. Bush at N.E., 12/24
107 D. Thomas vs. Hou., 9/18
103 R. Bush at N.Y.G., 10/30
103 R. Bush vs. Phil., 12/11
100 R. Bush vs. Oak., 12/4

100-YARD RECEIVERS

139 B. Marshall vs. N.E., 9/12
156 B. Marshall at N.E., 12/24
109 B. Marshall at N.Y.J., 10/17
106 B. Marshall at K.C., 11/6
103 B. Marshall at Dall., 11/24

300-YARD PASSERS

416 C. Henne vs. N.E., 9/12

OPPONENTS BIG GAMES

100-YARD RUSHERS

103 B. Tate vs. Hou., 9/18

100-YARD RECEIVERS

160 W. Welker of N.E., 9/12
138 W. Welker at N.E., 12/24
115 S. Breaston at K.C., 11/6
108 V. Jackson at S.D., 10/2
106 L. Hankerson, of Wash., 11/13
103 A. Hernandez of N.E., 9/12

300-YARD PASSERS

517 T. Brady of N.E. 9/12
349 E. Manning at N.Y.G., 10/30
316 R. Fitzpatrick at Buff., 12/18
307 P. Rivers at S.D., 10/2
304, T. Brady at N.E., 12/24

WARMEST GAMES

| DATE | TEAM | W/L | SCORE | TEMPERATURE- CONDITIONS |
|---------|-----------------|-----|-------|----------------------------|
| 9/8/96 | at Arizona | W | 38-10 | 101°, night and dry |
| 10/9/88 | at L.A. Raiders | W | 24-14 | 96°, clear and dry |
| 9/3/95 | N.Y. JETS | W | 52-14 | 94°, mostly sunny |
| 10/9/66 | at Oakland | L | 10-21 | 93°, sunny |
| 8/19/83 | *at Washington | W | 38-7 | 93°, fair and muggy |
| 9/1/96 | NEW ENGLAND | W | 24-10 | 93°, mostly sunny |
| 9/17/72 | at Kansas City | W | 20-10 | 91°, sunny |
| 9/24/89 | N.Y. JETS | L | 33-40 | 91°, partly sunny |
| 9/18/95 | PITTSBURGH | W | 23-10 | 91°, partly cloudy |
| 9/28/80 | NEW ORLEANS | W | 21-16 | 90°, partly cloudy |
| 9/4/83 | at Buffalo | W | 12-0 | 90°, sunny |
| 9/14/86 | INDIANAPOLIS | W | 30-10 | 90°, sunny |

*Preseason Game

COLDEST GAMES

| DATE | TEAM | W/L | SCORE | TEMPERATURE- CONDITIONS |
|----------|---------------------|-----|-------|----------------------------|
| 12/21/08 | at Kansas City | W | 38-31 | 10°, sunny |
| 12/11/77 | at New England | L | 10-14 | 14°, clear |
| 12/12/82 | at New England | L | 0-3 | 22°, snowy |
| 12/8/85 | at Green Bay | W | 34-24 | 23°, cloudy |
| 12/18/88 | at Pittsburgh | L | 24-40 | 23°, overcast, light snow |
| 12/3/89 | at Kansas City | L | 21-26 | 23°, clear |
| 12/27/92 | at New England (OT) | W | 16-13 | 23°, clear |
| 12/20/79 | **at Pittsburgh | L | 14-34 | 24°, hazy and clearing |
| 12/1/02 | at Buffalo | L | 21-38 | 25°, snowy |
| 1/1/06 | at New England | W | 28-26 | 25°, cloudy |

**Playoff Game

NOTE: Coldest game in Miami was 12/24/89 vs. Kansas City (27-24 win by Chiefs): 40° and clear.

2011 TEAM RANKINGS

AMERICAN FOOTBALL CONFERENCE

| | OFFENSE | | | DEFENSE | | |
|--------------------|-----------|----------|-----------|----------|----------|-----------|
| | TOTAL | RUSH | PASS | TOTAL | RUSH | PASS |
| Baltimore | 7 | 4 | 8 | 3 | 1 | 4 |
| Buffalo | 6 | 7 | 6 | 14 | 14 | 13 |
| Cincinnati | 9 | 11 | 9 | 6 | 6 | 8 |
| Cleveland | 14 | 15 | 12 | 7 | 16 | 2 |
| Denver | 11 | *1 | 15 | 12 | 10 | 12 |
| Houston | 5 | 2 | 7 | 2 | 3 | 3 |
| Indianapolis | 15 | 14 | 14 | 13 | 15 | 11 |
| Jacksonville | 16 | 6 | 16 | 5 | 5 | 7 |
| Kansas City | 13 | 9 | 13 | 8 | 12 | 6 |
| MIAMI | 10 | 5 | 11 | 9 | 2 | 14 |
| New England | 1 | 12 | 1 | 16 | 8 | 16 |
| N.Y. Jets | 12 | 13 | 10 | 4 | 7 | 5 |
| Oakland | 3 | 3 | 4 | 15 | 13 | 15 |
| Pittsburgh | 4 | 8 | 3 | *1 | 4 | *1 |
| San Diego | 2 | 10 | 2 | 10 | 9 | 9 |
| Tennessee | 8 | 16 | 5 | 11 | 11 | 10 |

NATIONAL FOOTBALL CONFERENCE

| | OFFENSE | | | DEFENSE | | |
|---------------------|---------|------|------|---------|------|------|
| | TOTAL | RUSH | PASS | TOTAL | RUSH | PASS |
| Arizona | 11 | 11 | 11 | 8 | 12 | 6 |
| Atlanta | 7 | 7 | 6 | 4 | 3 | 7 |
| Carolina | 5 | 1 | 8 | 14 | 14 | 11 |
| Chicago | 13 | 6 | 13 | 7 | 2 | 13 |
| Dallas | 8 | 8 | 5 | 6 | 4 | 10 |
| Detroit | 4 | 14 | 3 | 11 | 13 | 9 |
| Green Bay | 2 | 13 | 2 | 16 | 7 | 16 |
| Minnesota | 10 | 2 | 14 | 9 | 5 | 12 |
| New Orleans | *1 | 4 | *1 | 12 | 6 | 15 |
| N.Y. Giants | 6 | 16 | 4 | 13 | 11 | 14 |
| Philadelphia | 3 | 3 | 7 | 2 | 9 | 2 |
| St. Louis | 16 | 10 | 16 | 10 | 15 | 1 |
| San Francisco | 14 | 5 | 15 | 1 | *1 | 5 |
| Seattle | 15 | 9 | 12 | 3 | 8 | 3 |
| Tampa Bay | 12 | 15 | 10 | 15 | 16 | 8 |
| Washington | 9 | 12 | 9 | 5 | 10 | 4 |

NATIONAL FOOTBALL LEAGUE

| | OFFENSE | | | DEFENSE | | |
|---------------------|-----------|-----------|-----------|-----------|----------|-----------|
| | TOTAL | RUSH | PASS | TOTAL | RUSH | PASS |
| Arizona | 19 | 24 | 17 | 18T | 21 | 17 |
| Atlanta | 10 | 17 | 8 | 12 | 6 | 20 |
| Baltimore | 15 | 10 | 19 | 3 | 2 | 4 |
| Buffalo | 14 | 13 | 15 | 26 | 28 | 19 |
| Carolina | 7 | 3 | 13 | 28 | 25 | 24 |
| Chicago | 24 | 9 | 26 | 17 | 5 | 28 |
| Cincinnati | 20 | 19 | 20 | 7 | 10 | 9 |
| Cleveland | 29 | 28 | 24 | 10 | 30 | 2 |
| Dallas | 11 | 18 | 7 | 14 | 7 | 23 |
| Denver | 23 | *1 | 31 | 20 | 22 | 18 |
| Detroit | 5 | 29 | 4 | 23 | 23 | 22 |
| Green Bay | 3 | 27 | 3 | 32 | 14 | 32 |
| Houston | 13 | 2 | 18 | 2 | 4 | 3 |
| Indianapolis | 30 | 26 | 27 | 25 | 29 | 15 |
| Jacksonville | 32 | 12 | 32 | 6 | 9 | 8 |
| Kansas City | 27 | 15 | 25 | 11 | 26 | 6 |
| MIAMI | 22 | 11 | 23 | 15 | 3 | 25 |
| Minnesota | 18 | 4 | 28 | 21 | 11 | 26 |
| New England | 2 | 20 | 2 | 31 | 17 | 31 |
| New Orleans | *1 | 6 | *1 | 24 | 12 | 30 |
| N.Y. Giants | 8 | 32 | 5 | 27 | 19 | 29 |
| N.Y. Jets | 25 | 22 | 21 | 5 | 13 | 5 |
| Oakland | 9 | 7 | 11 | 29 | 27 | 27 |
| Philadelphia | 4 | 5 | 9 | 8 | 16 | 10 |
| Pittsburgh | 12 | 14 | 10 | *1 | 8 | *1 |
| St. Louis | 31 | 23 | 30 | 22 | 31 | 7 |
| San Diego | 6 | 16 | 6 | 16 | 20 | 13 |
| San Francisco | 26 | 8 | 29 | 4 | *1 | 16 |
| Seattle | 28 | 21 | 22 | 9 | 15 | 11 |
| Tampa Bay | 21 | 30 | 16 | 30 | 32 | 21 |
| Tennessee | 17 | 31 | 12 | 18T | 24 | 14 |
| Washington | 16 | 25 | 14 | 13 | 18 | 12 |

* = NFL leader

T = Tied for position

2011 GAME-BY-GAME OFFENSE

2011 MIAMI DOLPHINS OFFENSIVE STATISTICS

| | SCORE | 1st DOWNS | | 3rd DOWNS | TOTAL OFFENSE | RUSHING | | PASSING | | | | | | | PEN. | | SCORING | | | | | TIME OF POSSESSION | FUM-NO./LOST | | | | | | | | |
|--------|----------------|-----------|------|-----------|---------------|---------|-------|-----------|-------|------|-------|------|------|-----------|-------|-----------|------------|------|-------|------|-----|--------------------|--------------|---------|---------|-----------|----------|---------|-----|-------|-----|
| | | TOTAL | RUSH | PASS | PENALTY | ATT. | CONV. | NET YARDS | PLAYS | AVG. | YARDS | ATT. | AVG. | NET YARDS | SACKS | YDS. LOST | GROSS YDS. | ATT. | COMP. | INT. | NO. | LOST | POINTS | TD RUSH | TD PASS | TD RETURN | PAT/ATT. | FG/ATT. | | | |
| 9/12 | NEW ENGLAND | 24-38 | 25 | 6 | 19 | 0 | 2 | 14 | 488 | 73 | 6.7 | 98 | 20 | 4.9 | 390 | 4 | 26 | 416 | 49 | 30 | 1 | 8 | 60 | 24 | 1 | 2 | 0 | 3-3 | 1-1 | 31:33 | 1-0 |
| 9/18 | HOUSTON | 13-23 | 18 | 5 | 11 | 2 | 4 | 12 | 306 | 60 | 5.1 | 153 | 28 | 5.5 | 153 | 2 | 17 | 170 | 30 | 12 | 1 | 3 | 20 | 13 | 0 | 1 | 0 | 1-1 | 2-4 | 25:54 | 1-1 |
| 9/25 | at Cleveland | 16-17 | 22 | 9 | 10 | 3 | 4 | 13 | 369 | 72 | 5.1 | 138 | 38 | 3.6 | 231 | 5 | 24 | 255 | 29 | 19 | 1 | 10 | 93 | 16 | 0 | 1 | 0 | 1-1 | 3-4 | 37:51 | 2-1 |
| 10/2 | at San Diego | 16-26 | 16 | 5 | 9 | 2 | 3 | 10 | 248 | 55 | 4.5 | 72 | 22 | 3.3 | 176 | 3 | 18 | 194 | 30 | 20 | 2 | 2 | 41 | 16 | 1 | 0 | 0 | 1-1 | 3-3 | 26:42 | 0-0 |
| 10/17 | at N.Y. Jets | 6-24 | 17 | 4 | 11 | 2 | 2 | 13 | 308 | 63 | 4.9 | 118 | 25 | 4.7 | 190 | 4 | 14 | 204 | 34 | 16 | 2 | 2 | 10 | 6 | 0 | 0 | 0 | 0-0 | 2-2 | 29:39 | 5-1 |
| 10/23 | DENVER | 15-18(ot) | 15 | 5 | 9 | 1 | 3 | 14 | 267 | 68 | 3.9 | 94 | 31 | 3.0 | 173 | 4 | 24 | 197 | 33 | 22 | 0 | 2 | 20 | 15 | 0 | 1 | 0 | 0-0 | 3-3 | 33:19 | 2-1 |
| 10/30 | at N.Y. Giants | 17-20 | 18 | 8 | 7 | 3 | 5 | 13 | 246 | 53 | 4.6 | 145 | 26 | 5.6 | 101 | 5 | 37 | 138 | 22 | 13 | 1 | 4 | 30 | 17 | 2 | 0 | 0 | 2-2 | 1-1 | 27:34 | 0-0 |
| 11/6 | at Kansas City | 31-3 | 17 | 3 | 12 | 2 | 3 | 10 | 351 | 47 | 7.5 | 107 | 24 | 4.5 | 244 | 0 | 0 | 244 | 23 | 17 | 0 | 7 | 49 | 31 | 1 | 3 | 0 | 4-4 | 1-1 | 25:21 | 0-0 |
| 11/13 | WASHINGTON | 20-9 | 20 | 4 | 13 | 4 | 8 | 14 | 303 | 64 | 4.7 | 103 | 33 | 3.1 | 200 | 2 | 9 | 209 | 29 | 20 | 1 | 6 | 55 | 20 | 2 | 0 | 0 | 2-2 | 2-3 | 33:33 | 3-1 |
| 11/20 | BUFFALO | 35-8 | 16 | 7 | 8 | 1 | 5 | 12 | 242 | 56 | 4.3 | 95 | 35 | 2.7 | 147 | 1 | 13 | 160 | 20 | 14 | 0 | 4 | 50 | 35 | 1 | 3 | 1 | 5-5 | 0-0 | 31:06 | 1-0 |
| 11/24 | at Dallas | 19-20 | 18 | 4 | 11 | 3 | 3 | 12 | 352 | 61 | 5.8 | 89 | 25 | 3.6 | 263 | 4 | 25 | 288 | 32 | 19 | 0 | 6 | 55 | 19 | 0 | 1 | 0 | 1-1 | 4-5 | 31:28 | 3-1 |
| 12/4 | OAKLAND | 34-14 | 23 | 11 | 9 | 3 | 8 | 14 | 362 | 70 | 5.2 | 209 | 44 | 4.8 | 153 | 1 | 9 | 162 | 25 | 13 | 0 | 8 | 79 | 34 | 2 | 1 | 1 | 4-4 | 2-2 | 38:20 | 0-0 |
| 12/11 | PHILADELPHIA | 10-26 | 11 | 3 | 6 | 2 | 3 | 15 | 204 | 64 | 3.2 | 109 | 26 | 4.2 | 95 | 9 | 60 | 115 | 29 | 17 | 1 | 7 | 81 | 10 | 0 | 1 | 0 | 1-1 | 1-2 | 28:39 | 3-2 |
| 12/18 | at Buffalo | 30-23 | 17 | 8 | 6 | 3 | 3 | 13 | 448 | 60 | 7.5 | 254 | 38 | 6.7 | 194 | 2 | 23 | 217 | 20 | 10 | 0 | 5 | 62 | 30 | 1 | 2 | 0 | 3-3 | 3-3 | 28:49 | 3-3 |
| 12/24 | at New England | 24-27 | 20 | 5 | 13 | 2 | 5 | 13 | 374 | 65 | 5.7 | 121 | 28 | 4.3 | 253 | 5 | 28 | 281 | 32 | 16 | 1 | 6 | 39 | 24 | 0 | 3 | 0 | 3-3 | 1-1 | 29:04 | 4-1 |
| 1/1/12 | N.Y. JETS | 19-17 | 14 | 2 | 12 | 0 | 8 | 15 | 210 | 59 | 3.6 | 82 | 26 | 3.2 | 128 | 1 | 7 | 135 | 32 | 22 | 2 | 5 | 35 | 19 | 0 | 0 | 1 | 1-1 | 4-4 | 31:07 | 0-0 |

2011 GAME-BY-GAME DEFENSE

2011 MIAMI DOLPHINS DEFENSIVE STATISTICS

| | SCORE | 1st DOWNS | | 3rd DOWNS | | TOTAL OFFENSE | | RUSHING | | PASSING | | | | | | PEN. | | SCORING | | | | | | TIME OF POSSESSION | | FUM.-NO./LOST | | | | | |
|--------|----------------|-----------|------|-----------|---------|---------------|-------|-----------|-------|---------|-------|------|------|-----------|-------|-----------|------------|---------|-------|------|-----|------|--------|--------------------|---------|---------------|-----------|----------|---------|-------|-----|
| | | TOTAL | RUSH | PASS | PENALTY | ATT. | CONV. | NET YARDS | PLAYS | AVG. | YARDS | ATT. | AVG. | NET YARDS | SACKS | YDS. LOST | GROSS YDS. | ATT. | COMP. | INT. | NO. | LOST | POINTS | TD RUSH | TD PASS | | TD RETURN | PAT/ATT. | FG/ATT. | | |
| | | | | | | | | | | | | | | | | | | | | | | | | | | | | | | | |
| 9/12 | NEW ENGLAND | 24-38 | 27 | 6 | 20 | 1 | 8 | 13 | 622 | 71 | 8.8 | 106 | 22 | 4.8 | 516 | 1 | 1 | 517 | 48 | 32 | 1 | 7 | 50 | 38 | 1 | 4 | 0 | 5/5 | 1/2 | 28:27 | 0-0 |
| 9/18 | HOUSTON | 13-23 | 19 | 9 | 10 | 0 | 5 | 15 | 345 | 68 | 5.1 | 138 | 36 | 3.8 | 207 | 3 | 23 | 230 | 29 | 21 | 0 | 4 | 76 | 23 | 0 | 2 | 0 | 2/2 | 3/3 | 34:06 | 0-0 |
| 9/25 | at Cleveland | 16-17 | 19 | 3 | 13 | 3 | 3 | 11 | 280 | 58 | 4.8 | 70 | 19 | 3.7 | 210 | 0 | 0 | 210 | 39 | 19 | 1 | 8 | 85 | 17 | 0 | 2 | 0 | 2/2 | 1/1 | 22:09 | 0-0 |
| 10/2 | at San Diego | 16-26 | 21 | 7 | 13 | 1 | 7 | 14 | 411 | 61 | 6.7 | 116 | 28 | 4.1 | 295 | 2 | 12 | 307 | 31 | 21 | 0 | 8 | 80 | 26 | 1 | 1 | 0 | 2/2 | 4/4 | 33:18 | 2-0 |
| 10/17 | at N.Y. Jets | 6-24 | 13 | 5 | 7 | 1 | 6 | 15 | 296 | 56 | 5.3 | 104 | 29 | 3.6 | 192 | 2 | 9 | 201 | 25 | 14 | 0 | 6 | 49 | 24 | 1 | 1 | 1 | 3/3 | 1/1 | 30:21 | 2-1 |
| 10/23 | DENVER | 15-18(ot) | 18 | 9 | 8 | 1 | 4 | 16 | 308 | 73 | 4.2 | 177 | 40 | 4.4 | 131 | 6 | 30 | 161 | 27 | 13 | 0 | 5 | 30 | 18 | 0 | 2 | 0 | 1/1 | 1/3 | 34:17 | 2-1 |
| 10/30 | at N.Y. Giants | 17-20 | 21 | 2 | 19 | 0 | 8 | 16 | 402 | 69 | 5.8 | 58 | 23 | 2.5 | 344 | 1 | 5 | 349 | 45 | 31 | 0 | 7 | 46 | 20 | 0 | 2 | 0 | 2/2 | 2/2 | 32:26 | 1-0 |
| 11/6 | at Kansas City | 31-3 | 20 | 5 | 11 | 4 | 8 | 20 | 343 | 78 | 4.4 | 116 | 34 | 3.4 | 227 | 5 | 26 | 253 | 39 | 20 | 0 | 8 | 70 | 3 | 0 | 0 | 0 | 0/0 | 1/1 | 34:39 | 2-0 |
| 11/13 | WASHINGTON | 20-9 | 16 | 3 | 11 | 2 | 5 | 13 | 246 | 51 | 4.7 | 61 | 16 | 3.6 | 185 | 3 | 30 | 215 | 32 | 21 | 2 | 6 | 51 | 9 | 0 | 0 | 0 | 3/5 | 2/6 | 26:27 | 0-0 |
| 11/20 | BUFFALO | 35-8 | 14 | 2 | 10 | 2 | 0 | 12 | 245 | 65 | 3.8 | 41 | 19 | 2.2 | 204 | 2 | 9 | 213 | 44 | 21 | 2 | 3 | 27 | 8 | 0 | 0 | 0 | 0/0 | 2/2 | 28:54 | 4-0 |
| 11/24 | at Dallas | 19-20 | 19 | 5 | 13 | 1 | 2 | 9 | 303 | 58 | 5.2 | 85 | 23 | 3.7 | 218 | 1 | 8 | 226 | 34 | 22 | 2 | 11 | 69 | 20 | 0 | 2 | 0 | 2/2 | 2/2 | 28:32 | 0-0 |
| 12/4 | OAKLAND | 34-14 | 18 | 4 | 12 | 2 | 2 | 11 | 304 | 57 | 5.3 | 46 | 14 | 3.3 | 258 | 2 | 15 | 273 | 41 | 20 | 1 | 10 | 91 | 14 | 0 | 2 | 0 | 2/2 | 0/0 | 21:40 | 0-0 |
| 12/11 | PHILADELPHIA | 10-26 | 18 | 5 | 10 | 3 | 4 | 15 | 239 | 66 | 3.6 | 51 | 32 | 1.6 | 188 | 4 | 20 | 208 | 30 | 15 | 1 | 7 | 69 | 26 | 2 | 1 | 0 | 3/3 | 1/1 | 31:21 | 1-1 |
| 12/18 | at Buffalo | 30-23 | 21 | 6 | 14 | 1 | 0 | 11 | 404 | 69 | 5.9 | 113 | 19 | 5.9 | 291 | 3 | 25 | 316 | 47 | 31 | 3 | 11 | 92 | 23 | 1 | 2 | 0 | 2/2 | 1/2 | 31:11 | 2-0 |
| 12/24 | at New England | 24-27 | 26 | 10 | 16 | 0 | 8 | 17 | 400 | 81 | 4.9 | 119 | 31 | 3.8 | 281 | 4 | 23 | 304 | 46 | 27 | 0 | 5 | 50 | 27 | 2 | 1 | 0 | 3/3 | 2/3 | 30:56 | 1-0 |
| 1/1/12 | N.Y. JETS | 19-17 | 20 | 7 | 11 | 2 | 4 | 11 | 374 | 62 | 6.0 | 129 | 27 | 4.8 | 245 | 2 | 3 | 248 | 33 | 22 | 3 | 6 | 40 | 17 | 0 | 2 | 0 | 2/2 | 1/1 | 28:53 | 0-0 |

2011 GAME-BY-GAME RUSHING

2011 MIAMI DOLPHINS' INDIVIDUAL RUSHING STATISTICS (CARRIES-YARDS GAINED-LONGEST-TOUCHDOWNS)

| DATE | OPPONENT | SCORE | BUSH | THOMAS | HENNE | SLATON | MOORE | HILLIARD | MARSHALL | BESS |
|--------|----------------|-----------|--------------|-------------|-----------------|---------------|---------------|----------|-----------|---------|
| 9/12 | NEW ENGLAND | 24-38 | 11-38-13-1 | Inactive | 7-59-19-1 | Not On Roster | Did Not Play | 2-1-2-0 | 0-0-0-0 | 0-0-0-0 |
| 9/18 | HOUSTON | 13-23 | 6-18-6-0 | 18-107-14-0 | 3-26-20-0 | Not On Roster | Did Not Play | 0-0-0-0 | 0-0-0-0 | 0-0-0-0 |
| 9/25 | at Cleveland | 16-17 | 10-13-10-0 | 23-95-9-0 | 4-26-11-0 | Not On Roster | Did Not Play | 1-4-4-0 | 0-0-0-0 | 0-0-0-0 |
| 10/2 | at San Diego | 16-26 | 13-50-16-0 | Inactive | 1-1-1-0 | 1-2-2-0 | 1-(-1)-(-1)-0 | 6-20-4-1 | 0-0-0-0 | 0-0-0-0 |
| 10/17 | at N.Y. Jets | 6-24 | 10-71-36-0 | 15-47-15-0 | Injured Reserve | Inactive | 0-0-0-0 | 0-0-0-0 | 0-0-0-0 | 0-0-0-0 |
| 10/23 | DENVER | 15-18(ot) | 10-42-12-0 | 19-53-14-0 | Injured Reserve | Inactive | 2-(-1)-0-0 | 0-0-0-0 | 0-0-0-0 | 0-0-0-0 |
| 10/30 | at N.Y. Giants | 17-20 | 15-103-35-0 | Inactive | Injured Reserve | 5-7-4-1 | 5-31-16-1 | 1-4-4-0 | 0-0-0-0 | 0-0-0-0 |
| 11/6 | at Kansas City | 31-3 | 13-92-28-1 | 7-12-4-0 | Injured Reserve | Inactive | 4-3-5-0 | 0-0-0-0 | 0-0-0-0 | 0-0-0-0 |
| 11/13 | WASHINGTON | 20-9 | 14-47-18t-2 | 17-42-7-0 | Injured Reserve | Inactive | 2-14-9-0 | 0-0-0-0 | 0-0-0-0 | 0-0-0-0 |
| 11/20 | BUFFALO | 35-8 | 15-32-11-1 | 15-50-12-0 | Injured Reserve | Inactive | 3-2-3-0 | 1-2-2-0 | 0-0-0-0 | 0-0-0-0 |
| 11/24 | at Dallas | 19-20 | 16-61-14-0 | 6-25-11-0 | Injured Reserve | Inactive | 3-3-3-0 | 0-0-0-0 | 0-0-0-0 | 0-0-0-0 |
| 12/4 | OAKLAND | 34-14 | 22-100-29-1 | 13-73-21-0 | Injured Reserve | Inactive | 5-22-14-1 | 3-10-4-0 | 0-0-0-0 | 0-0-0-0 |
| 12/11 | PHILADELPHIA | 10-26 | 14-103-16-0 | 7-4-4-0 | Injured Reserve | Inactive | 1-1-1-0 | 2-0-0-0 | 0-0-0-0 | 0-0-0-0 |
| 12/18 | at Buffalo | 30-23 | 25-203-76t-1 | 11-42-28-0 | Injured Reserve | Inactive | 0-0-0-0 | 0-0-0-0 | 0-0-0-0 | 2-9-5-0 |
| 12/24 | at New England | 24-27 | 22-113-12-0 | 2-3-2-0 | Injured Reserve | Inactive | 3-(-8)-0-0 | 0-0-0-0 | 1-13-13-0 | 0-0-0-0 |
| 1/1/12 | N.Y. JETS | 19-17 | Inactive | 12-28-13-0 | Injured Reserve | 11-55-28-0 | 3-(-1)-1-0 | 0-0-0-0 | 0-0-0-0 | 0-0-0-0 |

OTHERS: HARTLINE: 1-9-9-0 vs. Buffalo (11/20); **GATES:** 1-4-4-0 vs. Oakland (12/4); **JOHNSON:** 1-2-2-0 vs. Houston (9/18); **JOHNSON:** 2-1-1-0 vs. Philadelphia (12/11).

2011 GAME-BY-GAME RECEIVING

2011 MIAMI DOLPHINS' INDIVIDUAL RECEIVING STATISTICS (RECEPTIONS-YARDS GAINED-LONGEST-TOUCHDOWNS)

| DATE | OPPONENT | SCORE | MARSHALL | BESS | BUSH | HARTLINE | FASANO | CLAY | THOMAS | HILLIARD | SLATON |
|--------|----------------|-----------|------------|------------|-----------|-----------|------------|---------------|-----------|-----------|---------------|
| 9/12 | NEW ENGLAND | 24-38 | 7-139-31-0 | 5-92-26-0 | 9-56-16-1 | 4-47-16-1 | 5-82-25-0 | Inactive | Inactive | 0-0-0-0 | Not On Roster |
| 9/18 | HOUSTON | 13-23 | 6-79-29-1 | 2-42-41-0 | 1-3-3-0 | 2-36-25-0 | 0-0-0-0 | Inactive | 1-10-10-0 | 0-0-0-0 | Not On Roster |
| 9/25 | at Cleveland | 16-17 | 4-43-15-0 | 5-52-16-0 | 1-12-12-0 | 4-87-38-0 | 1-26-26-0 | 0-0-0-0 | 3-27-10-1 | 1-8-8-0 | Not On Roster |
| 10/2 | at San Diego | 16-26 | 5-52-14-0 | 3-21-12-0 | 2-15-9-0 | 3-31-18-0 | 1-9-9-0 | 2-34-31-0 | Inactive | 1-18-18-0 | 1-2-2-0 -2-0 |
| 10/17 | at N.Y. Jets | 6-24 | 6-109-46-0 | 2-21-11-0 | 2-7-6-0 | 3-27-11-0 | 1-13-13-0 | 0-0-0-0 | 1-12-12-0 | 1-15-15-0 | Inactive |
| 10/23 | DENVER | 15-18(ot) | 6-61-16-0 | 7-52-13-0 | 2-4-6-0 | 2-29-15-0 | 2-22-16t-1 | 1-29-29-0 | 2-0-5-0 | 0-0-0-0 | Inactive |
| 10/30 | at N.Y. Giants | 17-20 | 4-55-20-0 | 3-43-24-0 | 4-17-9-0 | 0-0-0-0 | 0-0-0-0 | 1-16-16-0 | Inactive | 1-7-7-0 | 0-0-0-0 |
| 11/6 | at Kansas City | 31-3 | 8-106-30-1 | 1-0-0-0 | 3-50-27-0 | 0-0-0-0 | 2-38-35t-2 | 3-50-22-0 | 0-0-0-0 | 0-0-0-0 | Inactive |
| 11/13 | WASHINGTON | 20-9 | 7-98-26-0 | 4-37-23-0 | 4-4-6-0 | 1-6-6-0 | 3-60-28-0 | 1-4-4-0 | 0-0-0-0 | 0-0-0-0 | Inactive |
| 11/20 | BUFFALO | 35-8 | 1-5-5-0 | 2-25-21-1 | 4-34-19-0 | 1-19-19-0 | 2-8-7-1 | 4-69-46-1 | 0-0-0-0 | 0-0-0-0 | Inactive |
| 11/24 | at Dallas | 19-20 | 5-103-39-1 | 2-29-24-0 | 3-35-34-0 | 4-77-41-0 | 2-32-19-0 | 1-(-1)-(-1)-0 | 1-2-2-0 | 0-0-0-0 | Inactive |
| 12/4 | OAKLAND | 34-14 | 4-60-38-0 | 4-27-12-1 | 0-0-0-0 | 1-9-9-0 | 4-66-26-0 | 0-0-0-0 | 0-0-0-0 | 0-0-0-0 | Inactive |
| 12/11 | PHILADELPHIA | 10-26 | 4-27-16t-1 | 2-12-8-0 | 5-27-17-0 | 1-24-24-0 | 3-56-25-0 | 0-0-0-0 | 2-9-7-0 | 0-0-0-0 | Inactive |
| 12/18 | at Buffalo | 30-23 | 3-84-65t-1 | 0-0-0-0 | 1-6-6-0 | 3-69-33-0 | 2-28-22-1 | 1-30-30-0 | 0-0-0-0 | 0-0-0-0 | Inactive |
| 12/24 | at New England | 24-27 | 6-143-47-1 | 3-39-15t-1 | 2-26-14-0 | 4-72-39-0 | Inactive | 1-1-1t-1 | 0-0-0-0 | 0-0-0-0 | Inactive |
| 1/1/12 | N.Y. JETS | 19-17 | 5-50-19-0 | 6-45-17-0 | Inactive | 2-16-11-0 | 4-11-4-0 | 1-1-1t-1 | 2-12-8-0 | 1-1-1-0 | 1-(-1)-(-1)-0 |

OTHERS: GATES: 1-8-8-0 at San Diego (10/2); 1-11-11-0 at Dallas (11/24). **MASTRUD:** 1-8-8-0 at San Diego (10/20).

2011 GAME-BY-

OFFENSE

| GAME | WR | LT | LG | C | RG |
|----------------|----------|-------|-----------|---------|-------|
| NEW ENGLAND | Marshall | Long | Incognito | Pouncey | Carey |
| HOUSTON | Marshall | Long | Incognito | Pouncey | Carey |
| at Cleveland | Marshall | Long | Incognito | Pouncey | Carey |
| at San Diego | Marshall | Long | Incognito | Pouncey | Carey |
| at N.Y. Jets | Marshall | Long | Incognito | Pouncey | Carey |
| DENVER | Marshall | Long | Incognito | Pouncey | Carey |
| at N.Y. Giants | Marshall | Long | Garner | Pouncey | Carey |
| at Kansas City | Marshall | Long | Incognito | Pouncey | Carey |
| WASHINGTON | Marshall | Long | Incognito | Pouncey | Carey |
| BUFFALO | Marshall | Long | Incognito | Pouncey | Carey |
| at Dallas | Marshall | Long | Incognito | Pouncey | Carey |
| OAKLAND | Marshall | Long | Incognito | Pouncey | Jerry |
| PHILADELPHIA | Marshall | Long | Incognito | Pouncey | Carey |
| at Buffalo | Marshall | Jerry | Incognito | Pouncey | Carey |
| at New England | Marshall | Long | Incognito | Pouncey | Carey |
| N.Y. JETS | Marshall | Jerry | Incognito | Pouncey | Carey |

[^]Miami opened in a 3 tight end formation

[%]Miami opened in a Wildcat formation with Thomas taking a direct snap from center

DEFENSE

| GAME | LE | NT | RE | SLB | ILB |
|----------------|----------|----------|--------|--------|---------|
| NEW ENGLAND | Merling | McDaniel | Odrick | Wake | Burnett |
| HOUSTON | Langford | Soliai | Starks | Misi | Burnett |
| at Cleveland | Odrick | Soliai | Starks | Wake | Burnett |
| at San Diego | Langford | Soliai | Starks | Taylor | Burnett |
| at N.Y. Jets | Langford | Soliai | Starks | Misi | Burnett |
| DENVER | Langford | Soliai | Starks | Misi | Burnett |
| at N.Y. Giants | Langford | Soliai | Starks | Misi | Burnett |
| at Kansas City | Langford | Odrick | Starks | Allen* | Burnett |
| WASHINGTON | Langford | Soliai | Starks | Misi | Burnett |
| BUFFALO | Odrick | Soliai | Starks | Misi | Burnett |
| at Dallas | Langford | Soliai | Starks | Misi | Burnett |
| OAKLAND | Langford | Soliai | Starks | Misi | Burnett |
| PHILADELPHIA | Langford | Odrick | Starks | Misi | Burnett |
| at Buffalo | Odrick | Soliai | Starks | Allen* | Burnett |
| at New England | Langford | Odrick | Starks | Allen* | Burnett |
| N.Y. JETS | Langford | Soliai | Starks | Taylor | Burnett |

* Miami opened in a nickel

GAMES PLAYED-STARTED-DID NOT PLAY-INACTIVE: Alama-Francis 5-0-0-11; Alexander 2-0-0-0; Allen 15-6-0-0; Baker 2-0-0-6; Barker 0-0-0-12; Bell 16-16-0-0; Bess 16-4-0-0; Burnett 16-16-0-0; Bush 15-15-0-1; Carey 15-15-0-1; Carpenter 14-0-0-2; Carroll 15-3-0-1; Clay 14-9-0-2; Clemons 14-0-0-2; Colombo 16-16-0-0; Cook, 7-0-0-9; Culver 16-4-0-0; Dansby 16-16-0-0; Davis 12-12-0-4; Denney 16-0-0-0; Devlin 0-0-0-2; Fasano 15-15-0-1; Feinga 0-0-0-5; Fields 16-0-0-0; Garner 16-1-0-0; Gates 15-0-0-1; Graham 2-0-0-0; Hartline 16-10-0-0; Henne 4-4-0-0; Hilliard 16-4-0-0; Incognito 15-15-0-1; Jerry 13-3-0-3; N. Jones 2-0-0-0; R. Jones 15-10-0-1; Langford 16-12-0-0; Long 14-14-0-1; Losman 2-0-8-0; Marshall 16-16-0-0; Mastrud 14-3-0-2; McDaniel 12-1-0-4; Medlin 1-0-0-0; Merling 10-1-0-6; Misi 12-9-0-2; Mitchell 16-0-0-0; Mar. Moore 6-0-0-1; Matt Moore 13-12-3-0; Odrick 16-7-0-0; Olshansky 8-0-0-1; Pouncey 16-16-0-0; Pruitt 9-0-0-0; Rosario 2-0-0-0; Rosenfels 0-0-2-0; Sapp 1-1-0-0; Slaton 3-0-0-10; Smith 16-16-0-0; Soliai 16-12-0-0; Spitzer 16-0-0-0; Starks 16-15-0-0; Taylor 16-2-0-0; Thomas 13-2-0-3; Trusnik 16-0-0-0; Wade 2-0-0-0; Wake 16-14-0-0; Wallace 2-0-0-3; Wilson, 15-1-0-1; Yeatman 3-2-0-13.

GAME STARTERS

| RT | TE | WR | QB | RB | FB |
|---------|---------|----------|-------|--------|----------|
| Columbo | Fasano | Hartline | Henne | Bush | Bess |
| Columbo | Fasano | Hartline | Henne | Bush | Mastrud |
| Columbo | Fasano | Bess | Henne | Bush | Clay |
| Columbo | Fasano | Hartline | Henne | Bush | Clay |
| Columbo | Fasano | Hilliard | Moore | Bush | Clay |
| Columbo | Fasano | Hartline | Moore | Bush | Bess |
| Columbo | Fasano | Mastrud^ | Moore | Bush | Clay^ |
| Columbo | Fasano | Hartline | Moore | Bush | Clay |
| Columbo | Fasano | Clay | Moore | Bush | Thomas% |
| Columbo | Fasano | Hartline | Moore | Bush | Clay |
| Columbo | Fasano | Hartline | Moore | Bush | Clay |
| Columbo | Fasano | Hartline | Moore | Bush | Bess |
| Columbo | Fasano | Mastrud | Moore | Bush | Hilliard |
| Columbo | Fasano | Hartline | Moore | Bush | Clay |
| Columbo | Yeatman | Hartline | Moore | Bush | Hilliard |
| Columbo | Fasano | Yeatman | Moore | Thomas | Hilliard |

| ILB | WLB | LCB | RCB | FS | SS |
|--------|--------|-------|---------|------|----------|
| Dansby | Sapp* | Smith | Davis | Bell | R. Jones |
| Dansby | Wake | Smith | Davis | Bell | R. Jones |
| Dansby | Allen* | Smith | Carroll | Bell | R. Jones |
| Dansby | Wake | Smith | Carroll | Bell | R. Jones |
| Dansby | Wake | Smith | Davis | Bell | R. Jones |
| Dansby | Wake | Smith | Davis | Bell | Culver |
| Dansby | Wake | Smith | Wilson | Bell | Culver |
| Dansby | Wake | Smith | Carroll | Bell | Culver |
| Dansby | Wake | Smith | Davis | Bell | Culver |
| Dansby | Allen* | Smith | Davis | Bell | R. Jones |
| Dansby | Wake | Smith | Davis | Bell | R. Jones |
| Dansby | Wake | Smith | Davis | Bell | R. Jones |
| Dansby | Allen* | Smith | Davis | Bell | R. Jones |
| Dansby | Wake | Smith | Davis | Bell | R. Jones |
| Dansby | Wake | Smith | Davis | Bell | R. Jones |
| Dansby | Wake | Smith | Davis | Bell | R. Jones |

INACTIVES: **New England:** Mar. Moore, Clay, D. Thomas, Alama-Francis, Cook, Yeatman, Baker. **Houston:** Wallace, Clay, Clemons, Alama-Francis, Cook, Yeatman, McDaniel. **at Cleveland:** Wallace, V. Davis, Alama-Francis, Cook, McDaniel, Yeatman, Merling. **at San Diego:** Wallace, V. Davis, D. Thomas, Misi, Cook, McDaniel, Yeatman. **at N.Y. Jets:** Slaton, Clemons, Alama-Francis, Barker, Cook, Yeatman, Merling. **Denver:** Jones, Slaton, Alama-Francis, Barker, Cook, Yeatman, Merling. **at N.Y. Giants:** Gates, V. Davis, D. Thomas, Barker, Incognito, Yeatman, Merling. **at Kansas City:** Davis, Slaton, Alama-Francis, Barker, Jerry, Yeatman, Merling. **Washington:** Slaton, Carroll, Alama-Francis, Barker, Jerry, Yeatman, Merling. **Buffalo:** Carpenter, Slaton, Alama-Francis, Barker, Cook, McDaniel, Yeatman. **at Dallas:** Carpenter, Slaton, Alama-Francis, Barker, Jerry, Yeatman, Olshansky. **Oakland:** Slaton, Alama-Francis, Barker, Feinga, Carey, Yeatman, Baker. **Philadelphia:** Slaton, Alama-Francis, Barker, Cook, Feinga, Yeatman, Baker. **at Buffalo:** Slaton, Misi, Barker, Feinga, Long, Mastrud, Baker. **at New England:** Devlin, Slaton, Barker, Cook, Feinga, Fasano, Baker. **N.Y. Jets:** Devlin, Bush, Wilson, Barker, Feinga, Mastrud, Baker.

2011 GAME-BY-GAME PASSING

MATT MOORE

| DATE | OPPONENT | ATT | COM | YDS | PCT | TD | INT | LG | SKD | RATING |
|--------|----------------|-----|-----|-----|--------------|----|-----|-----|------|--------|
| 9/12 | NEW ENGLAND | | | | DID NOT PLAY | | | | | |
| 9/18 | HOUSTON | | | | DID NOT PLAY | | | | | |
| 9/25 | at Cleveland | | | | DID NOT PLAY | | | | | |
| 10/2 | at San Diego | 26 | 17 | 167 | 65.4% | 0 | 1 | 31 | 3/18 | 67.3 |
| 10/17 | at N.Y. Jets | 34 | 16 | 204 | 47.1% | 0 | 2 | 46 | 4/14 | 41.8 |
| 10/23 | DENVER | 33 | 22 | 197 | 66.7% | 1 | 0 | 29 | 4/24 | 92.6 |
| 10/30 | at N.Y. Giants | 22 | 13 | 138 | 59.1% | 0 | 1 | 24 | 5/37 | 58.5 |
| 11/6 | at Kansas City | 23 | 17 | 244 | 73.9% | 3 | 0 | 35 | 0/0 | 147.5 |
| 11/13 | WASHINGTON | 29 | 20 | 209 | 69.0% | 0 | 1 | 28 | 2/9 | 75.2 |
| 11/20 | BUFFALO | 20 | 14 | 160 | 70.0% | 3 | 0 | 46 | 1/13 | 133.3 |
| 11/24 | at Dallas | 32 | 19 | 288 | 59.3% | 1 | 0 | 41 | 4/25 | 99.5 |
| 12/4 | OAKLAND | 25 | 13 | 162 | 52.0% | 1 | 0 | 38 | 1/9 | 85.8 |
| 12/11 | PHILADELPHIA | 19 | 11 | 95 | 57.8% | 1 | 1 | 21 | 4/22 | 66.8 |
| 12/18 | at Buffalo | 20 | 10 | 217 | 50.0% | 2 | 0 | 65t | 2/23 | 122.3 |
| 12/24 | at New England | 32 | 16 | 281 | 50.0% | 3 | 1 | 47 | 5/28 | 98.6 |
| 1/1/12 | N.Y. JETS | 32 | 22 | 135 | 68.8% | 1 | 2 | 19 | 1/7 | 61.3 |

CHAD HENNE

| DATE | OPPONENT | ATT | COM | YDS | PCT | TD | INT | LG | SKD | RATING |
|--------|----------------|-----|-----|-----|-----------------|----|-----|----|------|--------|
| 9/12 | NEW ENGLAND | 49 | 30 | 416 | 61.2% | 2 | 1 | 31 | 4/26 | 93.6 |
| 9/18 | HOUSTON | 30 | 12 | 170 | 40.0% | 1 | 1 | 41 | 2/17 | 56.3 |
| 9/25 | at Cleveland | 29 | 19 | 255 | 65.5% | 1 | 1 | 38 | 5/24 | 90.4 |
| 10/2 | at San Diego | 4 | 3 | 27 | 75.0% | 0 | 1 | 18 | 0/0 | 53.1 |
| 10/17 | at N.Y. Jets | | | | INJURED RESERVE | | | | | |
| 10/23 | DENVER | | | | INJURED RESERVE | | | | | |
| 10/30 | at N.Y. Giants | | | | INJURED RESERVE | | | | | |
| 11/6 | at Kansas City | | | | INJURED RESERVE | | | | | |
| 11/13 | WASHINGTON | | | | INJURED RESERVE | | | | | |
| 11/20 | BUFFALO | | | | INJURED RESERVE | | | | | |
| 11/24 | at Dallas | | | | INJURED RESERVE | | | | | |
| 12/4 | OAKLAND | | | | INJURED RESERVE | | | | | |
| 12/11 | PHILADELPHIA | | | | INJURED RESERVE | | | | | |
| 12/18 | at Buffalo | | | | INJURED RESERVE | | | | | |
| 12/24 | at New England | | | | INJURED RESERVE | | | | | |
| 1/1/12 | N.Y. JETS | | | | INJURED RESERVE | | | | | |

OTHERS: LOSMAN: 10-6-60-60.0%-0-0-25-5/38-77.1 vs. Philadelphia (12/11).



CHRONOLOGY OF MIAMI DOLPHINS TRAINING SITES

July 5, 1966 - July 15, 1966
 July 16, 1966 - August 6, 1966
 August 7, 1966 - April 24, 1970
 April 25, 1970 - July 11, 1970
 July 12, 1970 - June 30, 1993
 July 1, 1993-present

St. Petersburg Beach (St. Petersburg, FL)
 Boca Ciega High School (St. Petersburg, FL)
 St. Andrew's School (Boca Raton, FL)
 Indoctrination Camp at Univ. of Miami (Miami, FL)
 Biscayne College/St. Thomas University (Miami, FL)
 Nova Southeastern University (Davie, FL)

2011 INDIVIDUAL GAME STATUS

| NAME | NE | HOU | CLV | SD | NYJ | DEN | NYG | KC | WAS | BUF | DAL | OAK | PHI | BUF | NE | NYJ |
|---------------|-----|-----|-----|----|-----|-----|-----|-----|-----|-----|-----|-----|-----|-----|-----|-----|
| Alama-Francis | IN | IN | IN | P | IN | IN | P | IN | IN | IN | IN | IN | IN | P | P | P |
| Allen, Will | NR | P | CB | P | P | P | P | CB | CB | CB | P | P | CB | CB | CB | P |
| Baker, Ryan | NR | P | P | NR | NR | NR | NR | NR | NR | NR | IN | IN | IN | IN | IN | IN |
| Barker | NR | NR | NR | NR | IN | IN | IN | IN | IN | IN | IN | IN | IN | IN | IN | IN |
| Bell | SS | SS | SS | SS | SS | SS | SS | SS | SS | SS | SS | SS | SS | SS | SS | SS |
| Bess | WR | P | WR | P | P | WR | P | P | P | P | P | WR | P | P | P | P |
| Burnett | LB | LB | LB | LB | LB | LB | LB | LB | LB | LB | LB | LB | LB | LB | LB | LB |
| Bush | RB | RB | RB | RB | RB | RB | RB | RB | RB | RB | RB | RB | RB | RB | RB | RB |
| Carey | RG | RG | RG | RG | RG | RG | RG | RG | RG | RG | RG | RG | RG | RG | RG | RG |
| Carpenter | P | P | P | P | P | P | P | P | P | IN | IN | P | P | P | P | P |
| Carroll | P | P | CB | CB | P | P | P | CB | CB | P | P | P | P | P | P | P |
| Clay | IN | IN | FB | FB | FB | P | TE | TE | TE | FB | FB | P | P | FB | P | P |
| Clemons | P | IN | P | P | IN | P | P | P | P | P | P | P | P | P | P | P |
| Colombo | RT | RT | RT | RT | RT | RT | RT | RT | RT | RT | RT | RT | RT | RT | RT | RT |
| Cook | IN | IN | IN | IN | IN | IN | P | P | IN | P | IN | P | IN | P | IN | P |
| Culver | P | P | P | P | P | FS | FS | FS | FS | P | P | P | P | P | P | P |
| Dansby | LB | LB | LB | LB | LB | LB | LB | LB | LB | LB | LB | LB | LB | LB | LB | LB |
| Davis | CB | CB | IN | IN | CB | CB | IN | IN | CB | CB | CB | CB | CB | CB | CB | CB |
| Denney | P | P | P | P | P | P | P | P | P | P | P | P | P | P | P | P |
| Devlin | PS | PS | PS | PS | PS | PS | PS | PS | PS | PS | PS | PS | PS | PS | IN | IN |
| Fasano | TE | TE | TE | TE | TE | TE | TE | TE | TE | TE | TE | TE | TE | TE | TE | TE |
| Feinga | PS | NR | NR | NR | PS | PS | PS | PS | PS | PS | PS | IN | IN | IN | IN | IN |
| Fields | P | P | P | P | P | P | P | P | P | P | P | P | P | P | P | P |
| Garner | P | P | P | P | P | P | LG | P | P | P | P | P | P | P | P | P |
| Gates | P | P | P | P | P | P | IN | P | P | P | P | P | P | P | P | P |
| Graham | NR | NR | NR | NR | NR | NR | NR | NR | NR | P | P | NR | NR | NR | NR | NR |
| Hartline | WR | WR | P | WR | P | WR | P | P | P | WR | WR | WR | P | WR | WR | P |
| Henne | QB | QB | QB | QB | IR | IR | IR | IR | IR | IR | IR | IR | IR | IR | IR | IR |
| Hilliard | P | P | P | P | RB | P | P | P | P | P | P | P | FB | P | FB | FB |
| Incognito | LG | LG | LG | LG | LG | LG | IN | LG | LG | LG | LG | LG | LG | LG | LG | LG |
| Jerry | P | P | P | P | P | P | P | IN | IN | P | IN | RG | P | LT | P | LT |
| Jones, N. | NR | NR | P | P | NR | NR | NR | NR | NR | NR | NR | NR | NR | NR | NR | NR |
| Jones, R. | FS | FS | FS | FS | FS | IN | P | P | P | FS | FS | FS | FS | FS | FS | FS |
| Johnson | DNP | P | NR | NR | NR | NR | NR | NR | NR | NR | NR | NR | NR | NR | NR | NR |
| Langford | P | LE | P | LE | LE | LE | LE | LE | LE | P | LE | LE | LE | P | LE | LE |
| Long | LT | LT | LT | LT | LT | LT | LT | LT | LT | LT | LT | LT | LT | IN | LT | IR |
| Losman | NR | NR | NR | NR | NR | NR | DNP | DNP | DNP | P | DNP | DNP | P | DNP | DNP | DNP |
| Marshall | WR | WR | WR | WR | WR | WR | WR | WR | WR | WR | WR | WR | WR | WR | WR | WR |
| Mastrud | P | TE | P | P | P | P | TE | P | P | P | P | P | TE | IN | P | IN |
| McDaniel | DT | IN | IN | IN | P | P | P | P | P | IN | P | P | P | P | P | P |
| Medlin | NR | NR | PS | PS | PS | PS | PS | PS | PS | PS | PS | PS | PS | PS | PS | P |
| Merling | DT | DT | IN | P | IN | IN | IN | IN | IN | P | P | P | P | P | P | P |
| Misi | P | LB | P | IN | LB | LB | LB | LB | LB | LB | LB | LB | LB | IN | IR | IR |
| Mitchell | P | P | P | P | P | P | P | P | P | P | P | P | P | P | P | P |
| Moore, Mar. | IN | P | P | P | P | P | P | IR | IR | IR | IR | IR | IR | IR | IR | IR |
| Moore, Mat. | DNP | DNP | DNP | P | QB | QB | QB | QB | QB | QB | QB | QB | QB | QB | QB | QB |
| Odrick | DE | P | LE | P | P | P | P | DE | P | LE | P | P | DE | DE | DE | P |
| Olshansky | NR | NR | P | P | P | P | P | P | P | P | IN | NR | NR | NR | NR | NR |
| Pouncey | C | C | C | C | C | C | C | C | C | C | C | C | C | C | C | C |
| Pruitt | PS | PS | PS | PS | PS | PS | PS | P | P | P | P | P | P | P | P | P |
| Rosario | P | P | NR | NR | NR | NR | NR | NR | NR | NR | NR | NR | NR | NR | NR | NR |
| Rosenfels | NR | NR | NR | NR | DNP | DNP | IR | IR | IR | IR | IR | NR | NR | NR | NR | NR |
| Sapp | CB | NR | NR | NR | NR | NR | NR | NR | NR | NR | NR | NR | NR | NR | NR | NR |
| Slaton | NR | NR | NR | P | IN | IN | P | IN | IN | IN | IN | IN | IN | IN | P | IN |
| Smith | CB | CB | CB | CB | CB | CB | CB | CB | CB | CB | CB | CB | CB | CB | CB | CB |
| Soliai | P | DT | NT | NT | NT | NT | NT | P | NT | NT | NT | NT | P | NT | P | NT |
| Spittler | P | P | P | P | P | P | P | P | P | P | P | P | P | P | P | P |
| Starks | P | RE | RE | RE | RE | RE | RE | RE | RE | RE | RE | RE | RE | RE | RE | RT |
| Taylor | P | P | P | LB | P | P | P | P | P | P | P | P | P | P | P | RE |
| Thomas | IN | P | P | IN | P | P | IN | P | RB | P | P | P | P | P | P | RB |
| Trusnik | P | P | P | P | P | P | P | P | P | P | P | P | P | P | P | P |
| Wade | NR | NR | NR | NR | NR | NR | NR | P | P | NR | NR | NR | NR | NR | NR | NR |
| Wake | LB | LB | LB | LB | LB | LB | LB | LB | LB | P | LB | LB | P | LB | LB | LB |
| Wallace | P | IN | IN | IN | P | IR | IR | IR | IR | IR | IR | IR | IR | IR | IR | IR |
| Wilson | P | P | P | P | P | P | CB | P | P | P | P | P | P | P | P | IN |
| Yeatman | IN | IN | IN | IN | IN | IN | IN | IN | IN | IN | IN | IN | IN | P | TE | TE |

LEGEND

P = PLAYED PS = PRACTICE SQUAD DNP= DID NOT PLAY IR = INJURED RESERVE SU=SUSPENDED
 PP = PHYSICALLY UNABLE TO PERFORM IN = INACTIVE NR = NOT ON ROSTER 3QB = THIRD QUARTERBACK
 NFI = NON-FOOTBALL INJURY

2011 GAME SUMMARIES

GAME 1

PATRIOTS 38, DOLPHINS 24
September 12, 2011

Sun Life Stadium
Miami Gardens, FL

The Miami Dolphins couldn't find an answer for Tom Brady in a 38-24 season opening loss to the New England Patriots at Sun Life Stadium on Monday Night Football. Quarterback Chad Henne completed 30-of-49 passes for a career-high 416 yards with two touchdowns and one interception. However, the other ex-Michigan quarterback in the game, Brady, also had a career night, completing 32-of-48 for 517 yards, four touchdowns and one interception. The two set an NFL record for combined passing yards in one game with 906 yards, surpassing the 884 yards the Dolphins and N.Y. Jets had combined for on September 21, 1986. Additionally, the Dolphins and Patriots offenses combined for 1,110 total net yards, which is the second-most in NFL history behind the 1,133 total net yards put up by the L.A. Rams at N.Y. Yanks game in 1950.

| | | | | | | |
|--------------------|----------|----------|-----------|-----------|----------|-----------|
| NEW ENGLAND | 7 | 7 | 14 | 10 | - | 38 |
| MIAMI | 7 | 0 | 10 | 7 | - | 24 |

| TEAM | SCORE | DRIVE | | CLOCK | | SCORE | |
|------|---|--------------------|-----|-------|------|-------|--|
| | | (Plays/Yards/Time) | QTR | TIME | VIS. | HOME | |
| MIA | Henne 9 run (Carpenter kick) | 12/84/7:18 | 1 | 7:42 | 0 | 7 | |
| NE | Green-Ellis 4 run (Gostkowski kick) | 6/78/3:28 | 1 | 4:14 | 7 | 7 | |
| NE | Gronkowski 10 pass from Brady (Gostkowski kick) | 7/65/2:54 | 2 | 14:09 | 14 | 7 | |
| MIA | Hartline 10 pass from Henne (Carpenter kick) | 2/9/0:44 | 3 | 12:29 | 14 | 14 | |
| NE | Welker 2 pass from Brady (Gostkowski kick) | 10/73/4:06 | 3 | 8:23 | 21 | 14 | |
| MIA | Carpenter 20 field goal | 10/87/4:47 | 3 | 3:36 | 21 | 17 | |
| NE | Hernandez 1 pass from Brady (Gostkowski kick) | 8/78/3:26 | 3 | 0:10 | 28 | 17 | |
| NE | Gostkowski 20 field goal | 9/62/3:35 | 4 | 11:02 | 31 | 17 | |
| NE | Welker 99 pass from Brady (Gostkowski kick) | 1/99/0:13 | 4 | 5:44 | 38 | 17 | |
| MIA | Bush 2 pass from Henne (Carpenter kick) | 8/74/2:05 | 4 | 3:39 | 38 | 24 | |

ATT. - 66,860

| | PATRIOTS | MIAMI |
|--|-----------------|--------------|
| Downs/Total-Rush-Pass-Penalty | 27/6-20-1 | 25/6-19-0 |
| Third Down Efficiency | 8-13/62 | 2-14/14 |
| Total Yards-Plays-Average | 622-71-8.8 | 488-73-6.7 |
| Rushes-Yards-Average | 106-22-4.8 | 98-20-4.9 |
| Net Yards Passing-Sacked-Yards Lost | 516-1-1 | 390-4-26 |
| Passes Attempted-Completed-Intercepted | 48-32-1 | 49-30-1 |
| Punts/Number-Average | 4-38.0 | 6-51.2 |
| Penalties/Number-Yards | 7-50 | 8-60 |
| Fumbles/Number-Lost | 0-0 | 1-0 |
| Time of Possession | 28:27 | 31:33 |

INDIVIDUAL STATISTICS

RUSHING: New England - Woodhead 14-69; Green-Ellis 7-34, 1 TD; Brady 1-3.

Miami - Henne 7-59 1 TD; Bush 11-38; Hilliard 2-1.

PASSING: New England - Brady 48-32, 517 yards, 4 TDs, 1 INT.

Miami - Henne 49-30, 416 yards, 2 TDs, 1 INT.

RECEIVING: New England - Welker 8-160, 2TDs; Hernandez 7-103; Branch 7-93; Gronkowski 6-86, 1 TD; Slater 1-46; Ochocinco 1-14; Edelman 1-9; Woodhead 1-6.

Miami - Bush 9-56, 1 TD; Marshall 7-139; Bess 5-92; Fasano 5-82; Hartline 4-47, 1 TD.

INTERCEPTIONS: New England - Arrington 1.

Miami - Odrick 1.

OPPONENTS FUMBLE RECOVERIES: New England - None.

Miami - None.

SACKS: New England - Anderson 1; Carter 1; Chung 1; Pryor .5; Wilfork .5.

Miami - Wake 1.

MISSED FIELD GOALS: New England - Gostkowski 48WR.

Miami - None.

GAME 2

TEXANS 23, DOLPHINS 13
September 18, 2011

Sun Life Stadium
Miami Gardens, FL

The Miami Dolphins dropped a 23-13 decision to the visiting Houston Texans. Rookie running back Daniel Thomas broke the 100-yard barrier on the ground in his NFL debut as he became only the second Dolphins rookie runner to do that in his first career game joining Karim Abdul-Jabbar on September 1, 1996.

The Texans took advantage of quarterback Chad Henne's costly interception to start the second quarter and created all the cushion they needed. Quarterback Matt Schaub hit tight end Owen Daniels from 4 yards out for a touchdown that gave the Texans a 10-point lead at 13-3 and Schaub sealed the game early in the fourth quarter with a 23-yard scoring pass to Andre Johnson.

| | | | | | | |
|----------------|----------|-----------|----------|----------|----------|-----------|
| HOUSTON | 6 | 10 | 0 | 7 | – | 23 |
| MIAMI | 3 | 0 | 7 | 3 | – | 13 |

| TEAM | SCORE | DRIVE | QTR | CLOCK | SCORE | |
|------|--|--------------------|-----|-------|-------|------|
| | | (Plays/Yards/Time) | | TIME | VIS. | HOME |
| HOU | Rackers 23 field goal | 12/75/5:02 | 1 | 9:58 | 3 | 0 |
| HOU | Rackers 22 field goal | 8/40/4:04 | 1 | 4:33 | 6 | 0 |
| MIA | Carpenter 42 field goal | 7/65/2:08 | 1 | 2:25 | 6 | 3 |
| HOU | Daniels 4 pass from Schaub (Rackers kick) | 2/6/0:44 | 2 | 14:09 | 13 | 3 |
| HOU | Rackers 36 field goal | 9/58/2:42 | 2 | 0:00 | 16 | 3 |
| MIA | Marshall 12 pass from Henne (Carpenter kick) | 7/62/3:06 | 3 | 6:37 | 16 | 10 |
| MIA | Carpenter 34 field goal | 11/75/3:26 | 4 | 12:53 | 16 | 13 |
| HOU | Johnson 23 pass from Schaub (Rackers kick) | 5/63/2:47 | 4 | 10:08 | 23 | 13 |

ATT. – 51,032

| | HOUSTON | MIAMI |
|--|----------------|--------------|
| First Downs/Total-Rush-Pass-Penalty | 19/9-10-0 | 18/5-11-2 |
| Third Down Efficiency | 5-15/33 | 4-12/33 |
| Total Yards-Plays-Average | 345-68-5.1 | 306-60-5.1 |
| Rushes-Yards-Average | 138-36-3.8 | 153-28-5.5 |
| Net Yards Passing-Sacked-Yards Lost | 207-3-23 | 153-2-17 |
| Passes Attempted-Completed-Intercepted | 29-21-0 | 30-12-1 |
| Punts/Number-Average | 6-47.8 | 3-60.3 |
| Penalties/Number-Yards | 4-76 | 3-20 |
| Fumbles/Number-Lost | 0-0 | 1-1 |
| Time of Possession | 34:06 | 25:54 |

INDIVIDUAL STATISTICS

RUSHING: Houston – Tate 23-103; Foster 10-33; Schaub 2-2; Slaton 1-0.

Miami – Thomas 18-107; Henne 3-26; Bush 6-18; Johnson 1-2.

PASSING: Houston – Schaub 29-21, 230 yards, 2 TDs.

Miami – Henne 30-12, 170 yards, 1 TD, 1 INT.

RECEIVING: Houston – A. Johnson 7-93 1 TD; Tate 4-32; Jones 3-48; Daniels 3-25, 1 TD; Foster 2-7; B. Johnson 1-16; Dreessen 1-9.

Miami – Marshall 6-79 1 TD; Bess 2-42; Hartline 2-36; Thomas 1-10; Bush 1-3.

INTERCEPTIONS: Houston – Joseph 1.

Miami – None.

OPPONENTS FUMBLE RECOVERIES: Houston – Quin 1.

Miami – None.

SACKS: Houston – Barwin 1; Smith 1.

Miami – Taylor 1; Wake 1.

MISSED FIELD GOALS: Houston – None.

Miami – Carpenter 22B; 34WL.

GAME 3

BROWNS 17, DOLPHINS 16
September 25, 2011

Cleveland Browns Stadium
Cleveland, OH

The Miami Dolphins fell to the Cleveland Browns, 17-16, to drop to 0-3 on the season. Browns quarterback Colt McCoy engineered a 13-play, 80-yard touchdown drive in the final three minutes, capping it off with a 14-yard scoring pass to Mohamed Massaquoi. Henne hit on 12 of his first 13 passes and finished completing 19-of-29 for 255 yards, one touchdown and an interception. He had a chance at the end after two 15-yard penalties on Cleveland set him up at the Browns' 47, but he threw three straight incompletions and then his fourth-down pass for Brandon Marshall was high and picked off by Mike Adams with 21 seconds left. Wide receiver Brian Hartline proved to be Henne's big-play target, hauling in passes of 31 and 38 yards and finishing with four catches for 87 yards. Tight end Anthony Fasano had a key 26-yard reception on the offense's lone touchdown drive in the first quarter. Rookie running back Daniel Thomas had another solid performance, following up his 107-yard debut the previous week against Cleveland with 95 yards on 23 carries. He also caught the 10-yard touchdown pass from Henne on a screen in the first quarter to give Miami a 7-0 lead. Defensively, the Dolphins hassled the Browns second-year quarterback all afternoon, picking him off early with rookie Jimmie Wilson's first career interception, but McCoy came through in that final drive to complete the comeback.

| | | | | | | |
|------------------|----------|----------|----------|----------|----------|-----------|
| MIAMI | 7 | 3 | 3 | 3 | – | 16 |
| CLEVELAND | 0 | 7 | 3 | 7 | – | 17 |

| TEAM | SCORE | DRIVE | QTR | CLOCK | SCORE | |
|------|--|--------------------|-----|-------|-------|------|
| | | (Plays/Yards/Time) | | | VIS. | HOME |
| MIA | Thomas 10 pass from Henne (Carpenter kick) | 4/43/1:56 | 1 | 8:09 | 7 | 0 |
| CLE | Cribbs 33 pass from McCoy (Dawson kick) | 6/59/2:43 | 2 | 7:16 | 7 | 7 |
| MIA | Carpenter 23 field goal | 11/75/3:38 | 2 | 0:27 | 10 | 7 |
| CLE | Dawson 30 field goal | 9/68/4:23 | 3 | 10:37 | 10 | 10 |
| MIA | Carpenter 41 field goal | 14/70/8:08 | 3 | 2:29 | 13 | 10 |
| MIA | Carpenter 38 field goal | 8/39/2:57 | 4 | 3:23 | 16 | 10 |
| CLE | Massaquoi 14 pass from McCoy (Dawson kick) | 13/80/2:40 | 4 | 0:43 | 16 | 17 |

ATT. – 66,651

| | MIAMI | CLEVELAND |
|--|------------|------------|
| First Downs/Total-Rush-Pass-Penalty | 22/9-10-3 | 19/3-13-3 |
| Third Down Efficiency | 4-13/31 | 3-11/27 |
| Total Yards-Plays-Average | 369-72-5.1 | 280-58-4.8 |
| Rushes-Yards-Average | 138-38-3.6 | 70-19-3.7 |
| Net Yards Passing-Sacked-Yards Lost | 231-5-24 | 210-0-0 |
| Passes Attempted-Completed-Intercepted | 29-19-1 | 39-19-1 |
| Punts/Number-Average | 3-50.3 | 5-42.2 |
| Penalties/Number-Yards | 10-93 | 8-85 |
| Fumbles/Number-Lost | 2-1 | 0-0 |
| Time of Possession | 37:51 | 22:09 |

INDIVIDUAL STATISTICS

RUSHING: Miami – Thomas 23-95; Bush 11-24; Henne 3-15; Hilliard 1-4.

Cleveland – Hardesty 14-67; Marecic 1-3; Ar. Smith 2-2; McCoy 2-(-2).

PASSING: Miami – Henne 29-19, 255 yards, 1 TD, 1 INT.

Cleveland – McCoy 39-19, 210 yards, 2 TDs, 1INT.

RECEIVING: Miami – Bess 5-52; Hartline 4-87; Marshall 4-43; Thomas 3-27, 1TD; Fasano 1-26; Bush 1-12; Hilliard 1-8.

Cleveland – Watson 5-64; Cribbs 3-49, 1 TD ; Little 3-24; Hardesty 3-19; Massaquoi 2-26, 1 TD; Moore 2-19; Al. Smith 1-9.

INTERCEPTIONS: Miami – Wilson 1.

Cleveland – Adams 1.

OPPONENTS FUMBLE RECOVERIES: Miami – None.

Cleveland – Jackson 1.

SACKS: Miami – None.

Cleveland – Mitchell 1.5; Rubin 1.5; Taylor 1; Gocong 0.5; Jackson 0.5.

MISSED FIELD GOALS: Miami – Carpenter 51 WL.

Cleveland – None.

GAME 4

CHARGERS 26, DOLPHINS 16

October 2, 2011

Qualcomm Stadium

San Diego, CA

Just like in two of the previous three games in 2011, the Dolphins drew first blood, only to watch their opponent bounce back and keep them out of the win column. This time it was the host San Diego Chargers erasing an early touchdown deficit to pull out a 26-16 victory, dropping Miami to 0-4. The Dolphins lost more than just another game as starting quarterback Chad Henne went down with an injury to his left shoulder in the first quarter and did not return. Qualcomm Stadium was the same place where Henne assumed the starting job in Week 3 of 2009 after Chad Pennington suffered a season-ending shoulder injury. Backup Matt Moore was effective as soon as he entered the game, finishing off an 11-play, 92-yard touchdown drive by completing a 31-yard pass to rookie H-back Charles Clay on his first play. Five plays later, which included an 8-yard pass for a first down to tight end Jeron Mastrud, Moore had the offense in the end zone on Lex Hilliard's 1-yard leap. That gave Miami a short-lived 7-0 lead as Philip Rivers connected with Vincent Jackson on a 55-yard touchdown pass to tie the game. Fullback Mike Tolbert scored the other touchdown for San Diego on a 1-yard leap in the third quarter to make it a 20-10 ballgame. The Dolphins could only muster three fields goals the rest of the way while the Chargers found the endzone twice. Nick Novak's four field goals proved to be the difference in the end. Any hope for a comeback after his team went down by 10 points late in the fourth quarter disappeared when Moore's 3rd-and-18 pass down the middle for tight end Anthony Fasano sailed on him and was picked off by Chargers free safety Eric Weddle.

| | | | | | | |
|-----------|---|---|----|---|---|----|
| MIAMI | 7 | 3 | 3 | 3 | - | 16 |
| SAN DIEGO | 7 | 6 | 10 | 3 | - | 26 |

| TEAM | SCORE | DRIVE | QTR | CLOCK | SCORE | |
|------|--|--------------------|-----|-------|-------|------|
| | | (Plays/Yards/Time) | | | VIS. | HOME |
| MIA | Hilliard 1 run (Carpenter kick) | 11/92/5:37 | 1 | 2:47 | 7 | 0 |
| SD | Jackson 55 pass from Rivers (Novak kick) | 3/80/1:12 | 1 | 1:35 | 7 | 7 |
| SD | Novak 27 field goal | 9/67/4:43 | 2 | 7:55 | 7 | 10 |
| MIA | Carpenter 41 field goal | 4/21/1:11 | 2 | 1:48 | 10 | 10 |
| SD | Novak 48 field goal | 8/50/1:41 | 2 | 0:07 | 10 | 13 |
| SD | Tolbert 1 run (Novak kick) | 8/54/4:29 | 3 | 9:24 | 10 | 20 |

| | | | | | | |
|-----|-------------------------|------------|---|-------|----|----|
| MIA | Carpenter 37 field goal | 8/61/2:38 | 3 | 6:46 | 13 | 20 |
| SD | Novak 23 field goal | 9/79/5:31 | 3 | 1:15 | 13 | 23 |
| MIA | Carpenter 51 field goal | 11/46/4:41 | 4 | 11:34 | 16 | 23 |
| SD | Novak 38 field goal | 13/60/7:06 | 4 | 4:28 | 16 | 26 |

ATT. – 63,002

| | MIAMI | SAN DIEGO |
|--|------------|------------|
| First Downs/Total-Rush-Pass-Penalty | 16/5-9-2 | 21/7-13-1 |
| Third Down Efficiency | 3-10/30 | 7-14/50 |
| Total Yards-Plays-Average | 248-55-4.5 | 411-61-6.7 |
| Rushes-Yards-Average | 72-22-3.3 | 116-28-4.1 |
| Net Yards Passing-Sacked-Yards Lost | 176-3-18 | 295-2-12 |
| Passes Attempted-Completed-Intercepted | 30-20-2 | 31-21-0 |
| Punts/Number-Average | 3-45.0 | 3-50.3 |
| Penalties/Number-Yards | 2-41 | 8-80 |
| Fumbles/Number-Lost | 0-0 | 2-0 |
| Time of Possession | 26:42 | 33:18 |

INDIVIDUAL STATISTICS

RUSHING: Miami – Bush 13-50; Hilliard 6-20, 1TD; Slaton 1-2; Henne 1-1; Moore 1(-1).

San Diego – Matthews 16-81; Rivers 5-18; Tolbert 6-17 1TD; Hester 1-0.

PASSING: Miami – Henne 4-3, 27 yards; Moore 26-17, 167 yards 1INT.

San Diego – Rivers 31-21, 307 yards, 1 TD.

RECEIVING: Miami – Marshall 5-52; Hartline 3-31; Bess 3-21; Clay 2-34; Bush 2-15; Hilliard 1-18; Fasano 1-9; Mastrud 1-8; Gates 1-8; Slaton 1(-2).

San Diego – Matthews 5-68; Tolbert 5-51; Jackson 3-108, 1 TD; McMichael 3-25; Floyd 2-26; Brown 2-26; Crayton 1-3.

INTERCEPTIONS: Miami – None.

San Diego – Weddle 1.

OPPONENTS FUMBLE RECOVERIES: Miami – None.

San Diego – None.

SACKS: Miami – Mitchell 1; Wake 1.

San Diego – English 2; Spikes 1.

MISSED FIELD GOALS: Miami – None.

San Diego – None.

GAME 5

JETS 24, DOLPHINS 6
October 17, 2011

MetLife Stadium
East Rutherford, NJ

Three previous trips to the Meadowlands under this current Miami Dolphins regime all ended with wins, but the fourth time proved not to be quite as fruitful. One game-turning interception return by New York Jets Pro Bowl cornerback Darrelle Revis fueled the home team to a 24-6 victory at MetLife Stadium and dropped Miami to 0-5 on the season. Quarterback Matt Moore, making his first start for Miami after Chad Henne was placed on injured reserve with a shoulder injury, moved the offense deep into scoring territory twice in the first quarter. The first trip into scoring territory ended as Revis batted away a third-down pass to Brandon Marshall in the left corner of the end zone. That led to Dan Carpenter's 23-yard field goal and a brief 3-0 lead. Things looked to be going Miami's way after that as Carpenter's high and spiraling kickoff bounced off of a Jets player and was recovered by Austin Spitzer at the New York 18. Rookie running back Daniel Thomas ripped off a 15-yard run to the 3 but two plays later disaster struck as Revis picked off Moore's pass intended for Marshall at the goal line and took it back 100 yards for a touchdown. The Dolphins never really recovered, despite cutting the deficit to one point at 7-6 on a 21-yard field goal by Carpenter. Moore threw a little behind Marshall in the end zone on a third-down on that drive, forcing the field goal, and when Sanchez scored on a five-yard quarterback draw in the closing minutes of the first half to make it 14-6 the home fans got even more into the action. A 28-yard field goal by Nick Folk in the third quarter and a 38-yard touchdown pass from Sanchez to Antonio Holmes early in the fourth quarter sealed the win for New York, with Revis' second interception of the game with less than five minutes left the final exclamation point.

| | | | | | | |
|---------------|---|---|---|---|---|----|
| MIAMI | 3 | 3 | 0 | 0 | - | 6 |
| NEW YORK JETS | 7 | 7 | 3 | 7 | - | 24 |

| TEAM | SCORE | DRIVE (Plays/Yards/Time) | QTR | CLOCK TIME | SCORE VIS. HOME |
|------|---|-----------------------------|-----|---------------|--------------------|
| MIA | Carpenter 23 field goal | 7/42/2:46 | 1 | 7:28 | 3 0 |
| NYJ | Revis 100 interception return (Folk kick) | | 1 | 5:52 | 3 7 |
| MIA | Carpenter 21 field goal | 9/77/3:45 | 2 | 13:32 | 6 7 |
| NYJ | Sanchez 5 run (Folk kick) | 11/81/5:40 | 2 | 1:14 | 6 14 |
| NYJ | Folk 28 field goal | 13/79/7:16 | 3 | 4:15 | 6 17 |
| NYJ | Holmes 38 pass from Sanchez (Folk kick) | 4/50/1:37 | 4 | 11:50 | 6 24 |

ATT. – 78,912

| | MIAMI | N.Y. JETS |
|--|------------|------------|
| First Downs/Total-Rush-Pass-Penalty | 17/4-11-2 | 13/5-7-1 |
| Third Down Efficiency | 2-13/15 | 6-15/40 |
| Total Yards-Plays-Average | 308-63-4.9 | 296-56-5.3 |
| Rushes-Yards-Average | 118-25-4.7 | 104-29-3.6 |
| Net Yards Passing-Sacked-Yards Lost | 190-4-14 | 192-2-9 |
| Passes Attempted-Completed-Intercepted | 34-16-2 | 25-14-0 |
| Punts/Number-Average | 7-43.5 | 8-48.5 |
| Penalties/Number-Yards | 2-10 | 6-49 |
| Fumbles/Number-Lost | 5-1 | 2-1 |
| Time of Possession | 29:39 | 30:21 |

INDIVIDUAL STATISTICS

RUSHING: Miami – Bush 10-71; Thomas 15-47.

New York Jets – Greene 21-74; Tomlinson 7-25; Sanchez 1-5, 1 TD.

PASSING: Miami – Moore 34-16, 204 yards 2INTs.

New York Jets – Sanchez 25-14, 201 yards, 1 TD, Tomlinson 0-0.

RECEIVING: Miami – Marshall 6-109; Hartline 3-27; Bess 2-21; Bush 2-7; Hilliard 1-15; Fasano 1-13; Thomas 1-12.

New York Jets – Holmes 3-63, 1 TD; Tomlinson 3-21; Keller 2-51; McKnight 2-29; Kerley 2-18; Burress 1-16; Greene 1-3.

INTERCEPTIONS: Miami – None.

New York Jets – Revis 2.

OPPONENTS FUMBLE RECOVERIES: Miami – Spittler 1.

New York Jets – Cole 1.

SACKS: Miami – Dansby 1; Misi 1.

New York Jets – Pace 2; Maybin 1; Scott .5; Westerman .5.

MISSED FIELD GOALS: Miami – None.

New York Jets – None.

GAME 6

BRONCOS 18, DOLPHINS 15
October 23, 2011

Sun Life Stadium
Miami Gardens, FL

Defense had ruled the day for the Miami Dolphins as they battered and confused Denver Broncos quarterback Tim Tebow for most of four quarters – but the former Heisman Trophy winner somehow got it together and helped pull out an improbable 18-15 overtime victory. The Dolphins dropped to 0-6 on the season and lost for the seventh consecutive time at Sun Life Stadium. Outside linebacker Cameron Wake had two of Miami's six sacks as the defense was amped up from the beginning, but it wasn't enough to prevent the loss. Former Dolphins kicker Matt Prater drilled a 52-yard field goal on Denver's second possession in overtime that was set up by a Matt Moore fumble that was forced and recovered by D.J. Williams. Running backs Reggie Bush and Daniel Thomas led a balanced ground attack that helped kill some time off the clock late in the game. Tebow led a quick 80-yard scoring drive after Dan Carpenter's third field of the game from 43 yards stretched the lead to 15-0, and a successful onside kick by Broncos kicker Matt Prater gave Tebow one last chance to tie the game. Miami's defense tried to answer the call by putting more pressure on Tebow knowing he had to throw the ball. He converted two third downs and then completed a huge 28-yard pass to Daniel Fells at the 3 with 33 seconds left. Fells made a diving catch that stood upon review and then Tebow hit Fells again on a throwback screen with 17 seconds left, setting up a dramatic finish with a two-point conversion try. Tebow kept it himself to tie the game at 15-15 and send it to overtime. Quarterback Matt Moore, making his second start, went 22-of-33 for 197 yards and a touchdown with a 92.6 passer rating. His 13-yard touchdown pass to tight end Anthony Fasano on the first play of the fourth quarter seemingly put the game out of reach as Denver's offense was being stymied.

| | DENVER | 0 | 0 | 0 | 15 | 3 | 18 |
|------|---|--------------------|---|---|-------|-------|-----------|
| | MIAMI | 0 | 6 | 0 | 9 | - | 15 |
| | | DRIVE | | | CLOCK | | SCORE |
| TEAM | SCORE | (Plays/Yards/Time) | | | QTR | TIME | VIS. HOME |
| MIA | Carpenter 38 field goal | 10/41/2:26 | | | 2 | 14:14 | 0 3 |
| MIA | Carpenter 36 field goal | 6/22/3:13 | | | 2 | 2:41 | 0 6 |
| MIA | Fasano 16 pass from Moore (pass failed) | 11/72/6:31 | | | 4 | 14:54 | 0 12 |
| MIA | Carpenter 43 field goal | 9/50/5:05 | | | 4 | 7:34 | 0 15 |
| DEN | Thomas 5 pass from Tebow (Prater kick) | 8/80/2:39 | | | 4 | 2:44 | 7 15 |
| DEN | Fells 3 pass from Tebow (Tebow run) | 10/56/2:27 | | | 4 | 0:17 | 15 15 |
| DEN | Prater 52 field goal | 4/2/2:06 | | | 5 | 7:24 | 18 15 |

ATT. – 63,800

| | DENVER | MIAMI |
|-------------------------------------|------------|------------|
| First Downs/Total-Rush-Pass-Penalty | 18/9-8-1 | 15/5-9-1 |
| Third Down Efficiency | 4-16/25 | 3-14/21 |
| Total Yards-Plays-Average | 308-73-4.2 | 267-68-3.9 |
| Rushes-Yards-Average | 177-40-4.4 | 94-31-3.0 |

| | | |
|--|----------|----------|
| Net Yards Passing-Sacked-Yards Lost | 131-6-30 | 173-4-24 |
| Passes Attempted-Completed-Intercepted | 27-13-0 | 33-22-0 |
| Punts/Number-Average | 9-48.3 | 8-49.6 |
| Penalties/Number-Yards | 5-30 | 2-20 |
| Fumbles/Number-Lost | 2-1 | 2-1 |
| Time of Possession | 34:17 | 33:19 |

INDIVIDUAL STATISTICS

RUSHING: Denver – McGahee 18-76; Tebow 9-59; Moreno 7-28, Ball 6-14.

Miami – Thomas 19-53; Bush 10-42; Moore 2(-1).

PASSING: Denver – Tebow 27-13, 161 yards, 2 TDs.

Miami – Moore 33-22, 197 yards, 1 TD.

RECEIVING: Denver – Thomas 3-27, 1 TD; Fells 2-31, 1 TD; Decker 2-21; Royal 2-14; Moreno 2-10; Willis 1-42; Larsen 1-16.

Miami – Bess 7-52; Marshall 6-61; Hartline 2-29; Fasano 2-22, 1 TD; Bush 2-4; Thomas 2-0; Clay 1-29.

INTERCEPTIONS: Denver – None.

Miami – None.

OPPONENTS FUMBLE RECOVERIES: Denver – Williams 1.

Miami – Bell 1.

SACKS: Denver – Dawkins 2; Miller 1; Williams 1.

Miami – Wake 2; Bell 1; Odrick 1; Starks 1; Taylor 1.

MISSED FIELD GOALS: Denver – Prater 49WR, 43WV.

Miami – None.

GAME 7

GIANTS 20, DOLPHINS 17
October 30, 2011

MetLife Stadium
East Rutherford, NJ

It was a promising start to a tough road game for the Miami Dolphins at MetLife Stadium as they put the host New York Giants on their heels early. Unfortunately, the Giants recovered to pull out a tight 20-17 victory and drop Miami to 0-7 on the season. Reggie Bush had his best rushing performance up to that point in a Miami uniform with 103 yards on 15 carries, including a couple of long runs that showed off his open field moves. Miami opened the scoring on Steve Slaton's one-yard touchdown run, his first as a member of the Dolphins. Bush's 35-yard run early in the second quarter set up quarterback Matt Moore's 1-yard bootleg run that gave the Dolphins a surprising 14-3 lead with 5:40 left in the first half. That's when Giants quarterback Eli Manning found his rhythm with the no-huddle offense and drove his team 84 yards on 13 plays to make it 14-10 with eight seconds left in the half. His 7-yard touchdown pass to Mario Manningham gave the home crowd some life. Miami knew it was getting the ball to start the second half so Moore took a knee. Bush ripped off a nice 28-yard run through a gigantic hole on the left side on the opening drive of the half and that led to Dan Carpenter's 40-yard field goal. But the 7-point lead was too precarious, and Manning led the Giants back with two scoring drives late. His 25-yard touchdown pass to Victor Cruz with 5:58 remaining was the game-winner. The Dolphins were hurt by a controversial offensive pass interference penalty on wide receiver Brandon Marshall that drastically changed field position on the drive before that score. It negated a 26-yard pass reception by Marshall and they could not recover as Corey Webster's interception of a Moore pass on 4th-and-24 sealed the win for the Giants.

| | | | | | | |
|------------------|----------|----------|----------|-----------|----------|-----------|
| MIAMI | 7 | 7 | 3 | 0 | - | 17 |
| NY GIANTS | 3 | 7 | 0 | 10 | - | 20 |

| TEAM | SCORE | DRIVE | | QTR | CLOCK | | SCORE | |
|------|---|--------------------|--|-----|-------|------|-------|----|
| | | (Plays/Yards/Time) | | | TIME | VIS. | HOME | |
| MIA | Slaton 1 run (Carpenter kick) | 10/66/5:56 | | 1 | 4:10 | 7 | | 0 |
| NYG | Tynes 25 field goal | 7/56/3:53 | | 1 | 0:17 | 7 | | 3 |
| MIA | Moore 1 run (Carpenter kick) | 12/90/5:40 | | 2 | 9:37 | 14 | | 3 |
| NYG | Manningham 7 pass from Manning (Tynes kick) | 13/84/4:01 | | 2 | 0:08 | 14 | | 10 |
| MIA | Carpenter 40 field goal | 7/58/2:43 | | 3 | 12:17 | 17 | | 10 |
| NYG | Tynes 29 field goal | 12/78/7:08 | | 4 | 10:37 | 17 | | 13 |
| NYG | Cruz 25 pass from Manning (Tynes kick) | 6/53/2:30 | | 4 | 5:58 | 17 | | 20 |

ATT. – 79,302

| | MIAMI | N.Y. GIANTS |
|--|--------------|--------------------|
| First Downs/Total-Rush-Pass-Penalty | 18/8-7-3 | 21/2-19-0 |
| Third Down Efficiency | 5-13/38 | 8-16/50 |
| Total Yards-Plays-Average | 246-53-4.6 | 402-69-5.8 |
| Rushes-Yards-Average | 145-26-5.6 | 58-23-2.5 |
| Net Yards Passing-Sacked-Yards Lost | 101-5-37 | 344-1-5 |
| Passes Attempted-Completed-Intercepted | 22-13-1 | 45-31-0 |
| Punts/Number-Average | 5-49.4 | 4-46.8 |
| Penalties/Number-Yards | 4-30 | 7-46 |
| Fumbles/Number-Lost | 0-0 | 1-0 |
| Time of Possession | 27:34 | 32:26 |

INDIVIDUAL STATISTICS

RUSHING: Miami – Bush 15-103; Moore 5-31, 1 TD; Slaton 5-7, 1 TD; Hilliard 1-4.

New York Giants – Bradshaw 13-50; Jacobs 4-10; Ware 2-1, Manning 4-(-3).

PASSING: Miami – Moore 22-13, 138 yards, 1 INT.

New York Giants – Manning 45-31, 349 yards 2TDs.

RECEIVING: Miami – Marshall 4-55; Bush 4-17; Bess 3-43; Clay 1-16; Hilliard 1-7.

New York Giants – Cruz 7-99, 1 TD; Nicks 6-67; Manningham 6-63, 1 TD; Bradshaw 5-38; Ballard 4-55;

Pascoe 1-22; Ware 1-5; Jacobs 1-0.

INTERCEPTIONS: Miami – None.

New York Giants – Webster 1.

OPPONENTS FUMBLE RECOVERIES: Miami – None.

New York Giants – None.

SACKS: Miami – McDaniel .5; Starks .5.

New York Giants – Kiwanuka 1.5; Joseph 1; Pierre-Paul 1; Tuck .5; Umenyiora 1.

MISSED FIELD GOALS: Miami – None.

New York Giants – None.

GAME 8

DOLPHINS 31, CHIEFS 3

November 6, 2011

Arrowhead Stadium

Kansas City, MO

Eight weeks of pent up frustration was unleashed by the Miami Dolphins at Arrowhead Stadium as they rolled to their first win of the season, 31-3, over the Kansas City Chiefs. Riding the accurate arm of quarterback Matt Moore and a suffocating defense, Miami put together a complete performance from start to finish to stop Kansas City's four-game winning streak. The defense sacked Chiefs quarterback Matt Cassel five times and could have had at least three more had Cassel not escaped. Running back Reggie Bush took over in the second half as he showed flashes of his college days at USC with some nifty moves on some big runs, none bigger than his 28-yard touchdown midway through the third quarter. That run for all intents and purposes put the game away. But it was Moore, who finished 17-of-23 for 244 yards, three touchdowns and no interceptions, showing confidence and vision early on who really set the tone. He completed 6-of-7 passes on the Dolphins' first two touchdown drives for 119 yards and both of his touchdown passes went to tight end Anthony Fasano, one from 3 yards out and the second one from 35. His passer rating was an impressive 147.3 Wide receiver Brandon Marshall caught eight passes for 106 yards and a touchdown and Bush and rookie H-back Charles Clay each caught three passes for 50 yards. Bush added 92 rushing yards on 13 carries for a 7.1 average.

| | | | | | | |
|--------------------|----------|----------|-----------|----------|----------|-----------|
| MIAMI | 7 | 7 | 14 | 3 | – | 31 |
| KANSAS CITY | 3 | 0 | 0 | 3 | – | 3 |

| TEAM | SCORE | DRIVE | | CLOCK | | SCORE | |
|------|--|--------------------|-----|-------|------|-------|--|
| | | (Plays/Yards/Time) | QTR | TIME | VIS. | HOME | |
| KC | Succop 43 field goal | 14/53/7:49 | 1 | 7:11 | 0 | 3 | |
| MIA | Fasano 3 pass from Moore (Carpenter kick) | 6/47/2:53 | 1 | 0:46 | 7 | 3 | |
| MIA | Fasano 35 pass from Moore (Carpenter kick) | 3/78/1:39 | 2 | 9:41 | 14 | 3 | |
| MIA | Marshall 14 pass from Moore (Carpenter kick) | 4/61/1:17 | 3 | 8:38 | 21 | 3 | |
| MIA | Bush 28 run (Carpenter kick) | 2/46/0:52 | 3 | 6:41 | 28 | 3 | |
| MIA | Carpenter 42 field goal | 12/73/6:49 | 4 | 8:08 | 31 | 3 | |

ATT. – 72,263

| | MIAMI | KANSAS CITY |
|--|--------------|--------------------|
| First Downs/Total-Rush-Pass-Penalty | 17/3-12-2 | 20/5-11-4 |
| Third Down Efficiency | 3-10/30 | 8-20/40 |
| Total Yards-Plays-Average | 351-47-7.5 | 343-78-4.4 |
| Rushes-Yards-Average | 107-24-4.5 | 116-34-3.4 |
| Net Yards Passing-Sacked-Yards Lost | 244-0-0 | 227-5-26 |
| Passes Attempted-Completed-Intercepted | 23-17-0 | 39-20-0 |
| Punts/Number-Average | 5-44-2 | 5-45-8 |
| Penalties/Number-Yards | 7-49 | 8-70 |
| Fumbles/Number-Lost | 0-0 | 2-0 |
| Time of Possession | 25:21 | 34:39 |

INDIVIDUAL STATISTICS

RUSHING: Bush 13-92, 1 TD; Thomas 7-12; Moore 4-3.

Kansas City – Battle 14-40; Cassel 9-38; McCluster 7-36, Jones 3-5; Colquitt 1-(-3).

PASSING: Miami – Moore 23-17, 244 yards, 3 TDs.

Kansas City – Cassel 39-20, 253 yards.

RECEIVING: Miami – Marshall 8-106, 1 TD; Bush 3-50; Clay 3-50; Fasano 2-38, 2 TDs; Bess 1-0.

Kansas City – Breaston 7-115; Bowe 6-88; Baldwin 1-12; Battle 1-9; Pope 1-9; McCluster 1-8; Colbert

1-5; McClain 1-4; O'Connell 1-3.

INTERCEPTIONS: Miami – None.

Kansas City – None.

OPPONENTS FUMBLE RECOVERIES: Miami – None.

Kansas City – None.

SACKS: Miami – Burnett 1.5; Culver 1; McDaniel 1; Odrick 1; Wake .5.

Kansas City – None.

MISSED FIELD GOALS: Miami – None.

Kansas City – None.

GAME 9

DOLPHINS 20, REDSKINS 9

November 13, 2011

Sun Life Stadium

Miami Gardens, FL

This time it took a little longer to create some breathing room, but the Miami Dolphins held off the Washington Redskins, 20-9, for its second consecutive victory to improve to 2-7 on the season. It was Miami's first home win at Sun Life Stadium in a year going back to November 14, 2010 when the Dolphins beat the Tennessee Titans, 29-17. Running back Reggie Bush got things started with a 1-yard scamper as he reached the end zone untouched on the opening drive, and then he capped it off with an 18-yard end around with 6:07 left in the game. That last run by Bush was almost identical to his 28-yard touchdown run the previous week at Kansas City that put that game out of reach. He came in motion from the left, took the handoff from quarterback Matt Moore and followed rookie running back Daniel Thomas and an army of blockers into the end zone. Miami's defense answered the call again by extending its streak of quarters without giving up a touchdown to eight. Redskins kicker Graham Gano accounted for all of his team's scoring with field goals of 26, 47 and 23 yards. That unit also forced two turnovers and sacked quarterback Rex Grossman three times. Moore completed 20-of-29 passes for 209 yards with one interception and rushed twice for 14 yards.

| | | | | | | |
|-------------------|----------|----------|----------|----------|----------|-----------|
| WASHINGTON | 3 | 3 | 3 | 0 | – | 9 |
| MIAMI | 7 | 3 | 3 | 7 | – | 20 |

| TEAM | SCORE | DRIVE | | QTR | CLOCK | | SCORE | |
|------|-----------------------------|--------------------|---|-------|-------|------|-------|--|
| | | (Plays/Yards/Time) | | | TIME | VIS. | HOME | |
| MIA | Bush 1 run (Carpenter kick) | 8/45/4:48 | 1 | 8:20 | 0 | 7 | | |
| WAS | Gano 26 field goal | 5/-3/2:09 | 1 | 2:09 | 3 | 7 | | |
| MIA | Carpenter 21 field goal | 13/82/5:22 | 2 | 10:27 | 3 | 10 | | |
| WAS | Gano 47 field goal | 6/32/2:18 | 2 | 1:07 | 6 | 10 | | |
| WAS | Gano 23 field goal | 7/19/3:35 | 3 | 10:38 | 9 | 10 | | |
| MIA | Carpenter 28 field goal | 11/70/5:39 | 3 | 4:59 | 9 | 13 | | |
| MIA | Bush run (Carpenter kick) | 10/81/5:50 | 4 | 6:07 | 9 | 20 | | |

ATT. – 57,007

| | WASHINGTON | MIAMI |
|--|-------------------|--------------|
| First Downs/Total-Rush-Pass-Penalty | 16/3-11-2 | 20/4-13-3 |
| Third Down Efficiency | 5-14/36 | 8-14/57 |
| Total Yards-Plays-Average | 246-52-4.7 | 303-64-4.7 |
| Rushes-Yards-Average | 61-16-3.6 | 103-33-3.1 |
| Net Yards Passing-Sacked-Yards Lost | 185-3-30 | 200-2-9 |
| Passes Attempted-Completed-Intercepted | 32-21-2 | 29-20-1 |
| Punts/Number-Average | 2-46.5 | 1-49.0 |
| Penalties/Number-Yards | 6-51 | 6-55 |
| Fumbles/Number-Lost | 0-0 | 3-1 |
| Time of Possession | 26:27 | 33:33 |

INDIVIDUAL STATISTICS

RUSHING: Washington – Helu 6-41; Torain 10-20.

Miami – Bush 14-47, 2 TDs; Thomas 17-42; Moore 2-14.

PASSING: Washington – Grossman 32-21, 215 yards, 2 INTs.

Miami – Moore 29-20, 209 yards, 1 INT.

RECEIVING: Washington – Hankerson 8-106; Gaffney 3-37; Davis 3-28; Helu 3-13; Paulsen 1-16; Anderson 1-14; Torain 1-4; Young 1-(3).

Miami – Marshall 7-98; Bess 4-37; Bush 4-4; Fasano 3-60; Hartline 1-6; Clay 1-4.

INTERCEPTIONS: Washington – None.

Miami – Dansby 1; Davis 1.

OPPONENTS FUMBLE RECOVERIES: Washington – Kerrigan 1.

Miami – None.

SACKS: Washington – None.

Miami – Dansby 1; Odrick 1; Taylor 1.

MISSED FIELD GOALS: Washington – Gano 50WL; 49WL.

Miami – Carpenter 49WL.

GAME 10

DOLPHINS 35, BILLS 8
November 20, 2011

Sun Life Stadium
Miami Gardens, FL

The Dolphins (3-7) won their third consecutive game, defeating the Buffalo Bills (5-5) 35-8 at Sun Life Stadium. The win made the Miami the first team ever to go from 0-7 to 3-7 and just the third team in NFL history to start off at least 0-7 and then have a three-game winning streak (1978 Cardinals & 1986 Colts). Miami dominated from the start and had a 28-6 halftime lead—their largest through two quarters since Week 1 of 2002 and never even thought about looking back. It was a first half that featured three Matt Moore touchdown passes, two interceptions of Ryan Fitzpatrick, another Reggie Bush touchdown run, and a lot of cheering at Sun Life Stadium. The Dolphins also got their first non-offensive touchdown of the season as Chris Clemons blocked a third quarter punt, which was recovered in the endzone by Lex Hilliard - the first punt block touchdown for the Dolphins since October 18, 1990 when Mark Higgs did it against New England. The defense continued to dominate, as well, extending their streak of not allowing a touchdown to 12 quarters - a streak that included a goal line stand when the Bills started first and goal at the two towards the end of the third quarter. Bills running back Fred Jackson, the NFL's rushing leader coming into the weekend, was a total non-factor, rushing for just 17 yards on seven carries. Moore finished the day 14-20 for 160 yards and the three touchdowns, though he was just 3-6 for 12 yards in the second half, when the Dolphins were basically putting the game away.

| | | | | | | |
|----------------|-----------|-----------|----------|----------|----------|-----------|
| BUFFALO | 3 | 3 | 0 | 2 | — | 8 |
| MIAMI | 14 | 14 | 7 | 0 | — | 35 |

| TEAM | SCORE | DRIVE (Plays/Yards/Time) | QTR | CLOCK TIME | SCORE | |
|------|--|-----------------------------|-----|---------------|-------|------|
| | | | | | VIS. | HOME |
| BUF | Rayner 30 field goal | 9/70/4:47 | 1 | 10:13 | 3 | 0 |
| MIA | Fasano 1 pass from Moore (Graham kick) | 12/87/6:45 | 1 | 3:28 | 3 | 7 |
| MIA | Bush 5 run (Graham kick) | 4/59/1:40 | 1 | 0:58 | 3 | 14 |
| MIA | Clay 12 pass from Moore (Graham kick) | 5/23/2:09 | 2 | 12:45 | 3 | 21 |
| MIA | Bess 4 pass from Moore (Graham kick) | 5/4/0:32 | 2 | 1:36 | 3 | 28 |
| BUF | Rayner 56 field goal | 8/39/1:36 | 3 | 0:00 | 6 | 28 |
| MIA | Hilliard blocked punt recovery in end zone (Graham kick) | | 3 | 10:08 | 6 | 35 |
| BUF | Thomas tackled in end zone by Sheppard for safety | | 4 | 13:25 | 8 | 35 |

ATT. — 57,531

| | BUFFALO | MIAMI |
|--|----------------|--------------|
| First Downs/Total-Rush-Pass-Penalty | 14/2-10-2 | 16/7-8-1 |
| Third Down Efficiency | 0-12/0 | 5-12/42 |
| Total Yards-Plays-Average | 247-65-3.8 | 242-58-4.3 |
| Rushes-Yards-Average | 41-19-2.2 | 95-35-2.7 |
| Net Yards Passing-Sacked-Yards Lost | 206-2-9 | 147-1-13 |
| Passes Attempted-Completed-Intercepted | 44-21-2 | 20-14-0 |
| Punts/Number-Average | 7-42.1 | 7-48.1 |
| Penalties/Number-Yards | 3-27 | 4-50 |
| Fumbles/Number-Lost | 4-0 | 1-0 |
| Time of Possession | 28:54 | 31:06 |

INDIVIDUAL STATISTICS

RUSHING: Buffalo — Jackson 7-17; Fitzpatrick 7-16; White 2-6; Spiller 3-2.

Miami — Thomas 15-50; Bush 15-32, 1 TD; Hartline 1-9; Moore 3-2; Hilliard 1-2.

PASSING: Buffalo — Fitzpatrick 39-20, 209 yards, 2 INTs.

Miami — Moore 20-14, 160 yards, 3 TDs.

RECEIVING: Buffalo — Chandler 5-71; Jackson 5-50; Smith 3-35; Roosevelt 2-28; Spiller 2-18; Johnson 2-16; Nelson 1-0; White 1-(3).

Miami — Clay 4-69, 1 TD; Bush 4-34; Bess 2-25, 1 TD; Fasano 2-8, 1 TD; Hartline 1-19; Marshall 1-5.

INTERCEPTIONS: Buffalo — None.

Miami — Bell 1; Carroll 1.

OPPONENTS FUMBLE RECOVERIES: Buffalo — None.

Miami — None.

SACKS: Buffalo — None.

Miami — Odrick 1; Taylor 1.

MISSED FIELD GOALS: Buffalo — None.

Miami — None.

GAME 11

COWBOYS 20, DOLPHINS 19
November 24, 2011

Cowboys Stadium
Arlington, TX

Tony Sparano's holiday homecoming to Texas ended in heartbreak as his Miami Dolphins fell to the Dallas Cowboys, 20-19, on a last-second field goal. Miami's three-game winning streak came to an end despite a valiant effort on both sides of the ball and the team fell to 3-8 overall on the season. Four trips

inside the red zone could only yield four Shayne Graham field goals and that proved to be the difference at Cowboys Stadium. Quarterback Matt Moore completed 19-of-32 for 288 yards and one touchdown, a 35-yarder to wide receiver Brandon Marshall that Marshall reeled in despite having cornerback Terence Newman draped all over him. He caught five passes for 103 yards and the score on the afternoon. If Moore could have one play back it would be his fumble of a shotgun snap late in the first half that was recovered by Dallas at the Miami 5. Cowboys quarterback Tony Romo completed a 5-yard touchdown pass to Laurent Robinson on the next play, the first of two touchdown passes to Robinson, and Moore did manage to get the Dolphins into field goal territory at the end of the first half to make it a 10-6 ballgame.

| | | | | | | |
|---------------|----------|-----------|-----------|-----------|----------|-----------|
| MIAMI | 3 | 3 | 10 | 3 | – | 19 |
| DALLAS | 0 | 10 | 0 | 10 | – | 20 |

| TEAM | SCORE | DRIVE | | QTR | CLOCK | | SCORE | |
|------|---|--------------------|--|-----|-------|------|-------|----|
| | | (Plays/Yards/Time) | | | TIME | VIS. | HOME | |
| MIA | Graham 26 field goal | 5/18/2:04 | | 1 | 2:42 | 3 | | 0 |
| DAL | Bailey 32 field goal | 10/48/5:02 | | 2 | 4:38 | 3 | | 3 |
| DAL | Robinson 5 pass from Romo (Bailey kick) | 1/5/0:06 | | 2 | 0:55 | 3 | | 10 |
| MIA | Graham 28 field goal | 7/46/0:55 | | 2 | 0:00 | 6 | | 10 |
| MIA | Graham 27 field goal | 11/71/6:58 | | 3 | 8:02 | 9 | | 10 |
| MIA | Marshall 35 pass from Moore (Graham kick) | 5/74/2:20 | | 3 | 3:54 | 16 | | 10 |
| DAL | Robinson 18 pass from Romo (Bailey kick) | 9/77/4:23 | | 4 | 14:31 | 16 | | 17 |
| MIA | Graham 23 field goal | 14/76/7:17 | | 4 | 7:14 | 19 | | 17 |
| DAL | Bailey 28 field goal | 10/54/2:59 | | 4 | 0:00 | 19 | | 20 |

ATT. – 87,418

| | MIAMI | DALLAS |
|--|--------------|---------------|
| First Downs/Total-Rush-Pass-Penalty | 18/4-11-3 | 19/5-13-1 |
| Third Down Efficiency | 3-12/25 | 2-9/22 |
| Total Yards-Plays-Average | 352-61-5.8 | 303-58-5.2 |
| Rushes-Yards-Average | 89-25-3.6 | 85-23-3.7 |
| Net Yards Passing-Sacked-Yards Lost | 263-4-25 | 218-1-8 |
| Passes Attempted-Completed-Intercepted | 32-19-0 | 34-22-2 |
| Punts/Number-Average | 4-49.5 | 5-41.0 |
| Penalties/Number-Yards | 6-55 | 11-69 |
| Fumbles/Number-Lost | 3-1 | 0-0 |
| Time of Possession | 31:28 | 28:32 |

INDIVIDUAL STATISTICS

RUSHING: Miami – Bush 16-61; Thomas 6-25; Moore 3-3.
Dallas – Murray 22-87; Romo 1-(-2).
PASSING: Moore 32-19, 288 yards, 1 TD.
Dallas – Romo 34-22, 226 yards, 2 TDs, 2 INTs.
RECEIVING: Miami – Marshall 5-103, 1 TD; Hartline 4-77; Bush 3-35; Fasano 2-32; Bess 2-29; Gates 1-11; Thomas 1-2; Clay 1-(-1).
Dallas – Robinson 7-79 2 TDs; Witten 4-43; Murray 4-41; Bryant 3-35; Phillips 2-16; Bennett 1-8; Jones 1-4.
INTERCEPTIONS: Miami – Davis 1; Smith 1.
Dallas – None.
OPPONENTS FUMBLE RECOVERIES: Miami – None.
Dallas – Ware 1.
SACKS: Miami – Wake 1.
Dallas – Butler 1, Coleman 1, Scandrick 1, Spencer 1.
MISSSED FIELD GOALS: Miami – Graham 47WL.
Dallas – None.

GAME 12

DOLPHINS 34, RAIDERS 14
December 4, 2011

Sun Life Stadium
Miami Gardens, FL

The Dolphins placed longtime tight end and broadcaster Jim Mandich in the team's Honor Roll and won their third straight home game and their fourth overall game of the season, dominating the first-place Oakland Raiders, 34-14. Reggie Bush paced the Dolphins on the ground with 100 rushing yards and a touchdown, his second 100-yard game of the season. Overall, Miami rushed for 209 yards, the first 200-yard rushing game as a team since October 4, 2009 vs. Buffalo. Kevin Burnett intercepted a Carson Palmer pass and ran it back for a touchdown – the first Dolphin to do so since Vontae Davis against Buffalo in 2009 - to cap the Miami scoring. Matt Moore threw a 12-yard touchdown pass to Davone Bess and also ran one in from six yards, as he continued to perform at a high level. He finished his day 13-of-25 for 162 yards and the two TDs. On the other side, Palmer did all of his damage in garbage time, throwing two late touchdown passes to finish his day 20-41 for 273 yards with the two TDs and the pick-six. The Raider rushing attack, spearheaded by Michael Bush, was near-silent, as he ran for just 18 yards on 10 carries as the Dolphins' dominant rush-defense continued as they had not allowed a running back to run for a score since Week 4 at San Diego.

| | | | | | | |
|----------------|----------|----------|-----------|-----------|----------|-----------|
| OAKLAND | 0 | 0 | 0 | 14 | — | 14 |
| MIAMI | 6 | 7 | 21 | 0 | — | 34 |

| TEAM | SCORE | DRIVE | | QTR | CLOCK | SCORE | |
|------|--|--------------------|--|-----|-------|-------|------|
| | | (Plays/Yards/Time) | | | | VIS. | HOME |
| MIA | Carpenter 48 field goal | 8/40/3:15 | | 1 | 10:11 | 0 | 3 |
| MIA | Carpenter 33 field goal | 12/60/6:30 | | 1 | 1:30 | 0 | 6 |
| MIA | Bess 12 pass from Moore (Carpenter kick) | 7/63/3:39 | | 2 | 8:24 | 0 | 13 |
| MIA | Bush 1 run (Carpenter kick) | 2/25/1:04 | | 3 | 13:56 | 0 | 20 |
| MIA | Moore 6 run (Carpenter kick) | 13/91/7:31 | | 3 | 5:01 | 0 | 27 |
| MIA | Burnett 34 interception return (Carpenter kick) | | | 3 | 4:41 | 0 | 34 |
| OAK | Houshmandzadeh 40 pass from Palmer (Janikowski kick) | 9/80/3:48 | | 4 | 7:51 | 7 | 34 |
| OAK | Heyward-Bey 3 pass from Palmer (Janikowski kick) | 5/72/2:21 | | 4 | 3:26 | 14 | 34 |

ATT. — 57,225

| | OAKLAND | MIAMI |
|--|----------------|--------------|
| First Downs/Total-Rush-Pass-Penalty | 18/4-2-2 | 23/11-9-3 |
| Third Down Efficiency | 2-11/18 | 8-14/57 |
| Total Yards-Plays-Average | 304-57-5.3 | 362-70-5.2 |
| Rushes-Yards-Average | 46-14-3.3 | 209-44-4.8 |
| Net Yards Passing-Sacked-Yards Lost | 258-2-15 | 153-1-9 |
| Passes Attempted-Completed-Intercepted | 41-20-1 | 25-13-0 |
| Punts/Number-Average | 8-46.5 | 4-55.5 |
| Penalties/Number-Yards | 10-91 | 8-79 |
| Fumbles/Number-Lost | 3-1 | 0-0 |
| Time of Possession | 21:40 | 38:20 |

INDIVIDUAL STATISTICS

RUSHING: Oakland — Bush 10-18; Murphy 2-16; Reece 1-10; Palmer 1-2.

Miami — Bush 22-100 1TD; Thomas 13-73; Moore 5-22, 1 TD; Hilliard 3-10; Gates 1-4.

PASSING: Oakland — Palmer 41-20, 273 yards 2TDs, 1 INT

Miami — Moore 25-13, 162 yards, 1 TD.

RECEIVING: Oakland — Schilens 6-89; Myers 3-33; Bush 3-27; Heyward-Bey 3-23 1TD; Murphy 2-15; Houshmandzadeh 1-10, 1 TD; Reece 1-38, Boss 1-8.

Miami — Fasano 4-66; Marshall 4-60; Bess 4-27, 1 TD; Hartline 1-9.

INTERCEPTIONS: Oakland — None.

Miami — Burnett 1.

OPPONENTS FUMBLE RECOVERIES: Miami — None.

Oakland — None.

SACKS: Oakland — Bryant 1.

Miami — Burnett 1, Davis 1.

MISSED FIELD GOALS: Oakland — None.

Miami — None.

GAME 13

EAGLES 26, DOLPHINS 10
December 11, 2011

Sun Life Stadium
Miami Gardens, FL

In an injury and turnover-filled game, the Dolphins (4-9) saw their three-game home winning streak come to an end thanks to a 26-10 loss to the Philadelphia Eagles (5-8). Quarterback Matt Moore, left tackle Jake Long, cornerback Vontae Davis and left guard Vernon Carey were each lost for at least part of the game after suffering injuries as the previously relatively healthy Dolphins couldn't overcome those injuries or three turnovers in a game that took far longer than the average NFL contest. Moore suffered a head injury and left for good towards the tail end of the third quarter after going 11-of-19 for 95 yards, a touchdown, an interception, and a fumble lost. He was replaced by JP Losman, who threw for 60 yards on 6-of-10 passing and was also sacked in the endzone for a safety. The final score doesn't show it, but the Dolphins got off to a great start in this game. They blocked a Chas Henry punt on the first possession of the game, which set them up in good field position and led to Moore's 16-yard touchdown pass to Brandon Marshall. Additionally, Jason Taylor picked up two early sacks to move ahead of Richard Dent and John Randle on the all-time list and into sixth place with 138.5 in his career. The Eagles, though, would score 24 unanswered points in the second quarter and three of their four scores immediately followed Dolphins' turnovers—which tells the story of the second 15 minutes of this game. In the second half, the Dolphins were only able to muster a 22-yard Dan Carpenter field goal as both Moore and Losman spent much of the later parts of the long afternoon trying to avoid a Philadelphia pass rush that was relentless. With under five minutes to go, down 16, the Dolphins reached the Eagles' 11-yard line but after a holding penalty, a series of incompletions and a fourth down sack, Miami turned it over on downs.

| | | | | | | |
|---------------------|----------|-----------|----------|----------|----------|-----------|
| PHILADELPHIA | 0 | 24 | 0 | 2 | — | 26 |
| MIAMI | 7 | 0 | 3 | 0 | — | 10 |

| TEAM | SCORE | DRIVE | QTR | CLOCK | SCORE | |
|------|--|--------------------|-----|-------|-------|------|
| | | (Plays/Yards/Time) | | TIME | VIS. | HOME |
| MIA | Marshall 16 pass from Moore (Carpenter kick) | 3/15/1:09 | 1 | 9:47 | 0 | 7 |
| PHI | McCoy 2 run (Henery kick) | 6/54/3:00 | 2 | 13:34 | 7 | 7 |
| PHI | McCoy 1 run (Henery kick) | 2/1/0:12 | 2 | 11:56 | 14 | 7 |
| PHI | Henery 40 field goal | 5/12/1:53 | 2 | 8:49 | 17 | 7 |
| PHI | Jackson 34 pass from Vick (Henery kick) | 4/73/2:05 | 2 | 4:43 | 24 | 7 |
| MIA | Carpenter 22 field goal | 6/35/2:47 | 3 | 4:52 | 24 | 10 |
| PHI | Losman sacked in end zone by Hunt for safety | | 4 | 9:02 | 26 | 10 |

ATT. – 67,823

| | PHILADELPHIA | MIAMI |
|--|--------------|------------|
| First Downs/Total-Rush-Pass-Penalty | 18/5-10-3 | 11/3-6-2 |
| Third Down Efficiency | 4-15/27 | 3-15/20 |
| Total Yards-Plays-Average | 239-66-3.6 | 204-64-3.2 |
| Rushes-Yards-Average | 51-32-1.6 | 109-26-4.2 |
| Net Yards Passing-Sacked-Yards Lost | 188-4-20 | 95-9-60 |
| Passes Attempted-Completed-Intercepted | 30-15-1 | 29-17-1 |
| Punts/Number-Average | 10-41.9 | 6-53.5 |
| Penalties/Number-Yards | 7-69 | 7-81 |
| Fumbles/Number-Lost | 1-1 | 3-2 |
| Time of Possession | 31:21 | 28:39 |

INDIVIDUAL STATISTICS

RUSHING: Philadelphia – McCoy 27-38, 2 TDs; Vick 2-9; Brown 3-4.

Miami – Bush 14-103; Thomas 7-4; Losman 2-1; Moore 1-1; Hilliard 2-0.

PASSING: Philadelphia – Vick 30-15, 208 yards, 1 TD, 1 INT

Miami – Moore 19-11, 95 yards, 1 TD, 1 INT; Losman 10-6, 60 yards.

RECEIVING: Philadelphia – Jackson 4-59, 1 TD; Celek 4-39; McCoy 3-33; Avant 2-35; Cooper 1-29; Maclin 1-13.

Miami – Bush 5-27; Marshall 4-27, 1 TD; Fasano 3-56; Bess 2-12; Thomas 2-9; Hartline 1-24.

INTERCEPTIONS: Philadelphia – Coleman 1.

Miami – Smith 1.

OPPONENTS FUMBLE RECOVERIES: Philadelphia – Patterson 1; Samuel 1.

Miami – Culver 1.

SACKS: Philadelphia – Babin 3; Cole 3; Hunt 1; Matthews 1; Rolle 1.

Miami – Taylor 2, Jones 1; McDaniel 1.

MISSED FIELD GOALS: Philadelphia – None.

Miami – Carpenter 55WL.

GAME 14

DOLPHINS 30, BILLS 23
December 18, 2011

Ralph Wilson Stadium
Buffalo, NY

Reggie Bush cemented his status not only as an every-down back, but as one of the stars of the 2011 NFL season, as the Dolphins (5-9) completed the season sweep of the Bills (5-9) thanks to a 30-23 win at Ralph Wilson Stadium. Bush finished the day with 203 yards rushing, the most of his career, the most by a Dolphin since 2002 (Ricky Williams 216 vs. the Bears), and the third most in a regular season game in franchise history (Williams, 228 at Buffalo in 2002). The final score ended up being closer than it probably should have after the Bills mounted a late game mini-rally that included a recovered outside kick that was sandwiched between a Ryan Fitzpatrick TD pass and a Dave Rayner field goal. Rayner played a notable role in this one, too—he missed a 25-yard chip shot right before halftime that could have made things far more interesting down the stretch. QB Matt Moore returned from the concussion he suffered the previous week vs. Philadelphia to complete just 10 passes - but two of the ten were for touchdowns (22 yards to Anthony Fasano in the 2nd quarter and 65 yards to Brandon Marshall in the 3rd). Marshall's three catches for 84 yards means put him over 1,000 yards receiving (1,021) for the second straight season - the first Dolphins receiver to have back-to-back 1,000 yard seasons since Irving Fryar in 1993 and 1994. Bush, meanwhile, closed to within 27 yards away from his first-career 1,000-yard rushing season. The Dolphins defense contributed three takeaways in the game, as Vontae Davis picked Fitzpatrick off twice and Reshad Jones added another as the secondary responded to their former position coach, Todd Bowles, who won his first game as an NFL head coach.

| | | | | | | |
|---------|---|----|---|----|---|----|
| MIAMI | 0 | 13 | 7 | 10 | – | 30 |
| BUFFALO | 7 | 0 | 0 | 16 | – | 23 |

| TEAM | SCORE | DRIVE | QTR | CLOCK | SCORE | |
|------|--|--------------------|-----|-------|-------|------|
| | | (Plays/Yards/Time) | | TIME | VIS. | HOME |
| BUF | Spiller 24 run (Rayner kick) | 3/42/1:32 | 1 | 4:53 | 0 | 7 |
| MIA | Fasano 22 pass from Moore (Carpenter kick) | 2/52/0:14 | 2 | 14:53 | 7 | 7 |
| MIA | Carpenter 20 field goal | 12/83/4:43 | 2 | 8:34 | 10 | 7 |
| MIA | Carpenter 26 field goal | 4/16/1:40 | 2 | 6:05 | 13 | 7 |
| MIA | Marshall 65 pass from Moore (Carpenter kick) | 5/80/2:54 | 3 | 12:06 | 20 | 7 |

| | | | | | | |
|-----|---|------------|---|-------|----|----|
| MIA | Carpenter 26 field goal | 7/53/3:18 | 4 | 11:46 | 23 | 7 |
| BUF | Spiller 3 pass from Fitzpatrick (pass failed) | 12/80/5:52 | 4 | 5:54 | 23 | 13 |
| MIA | Bush 76 run (Carpenter kick) | 1/76/0:13 | 4 | 5:41 | 30 | 13 |
| BUF | Hagan 2 pass from Fitzpatrick (Rayner kick) | 8/67/3:14 | 4 | 2:27 | 30 | 20 |
| BUF | Rayner 34 field goal | 8/39/1:05 | 4 | 1:22 | 30 | 23 |

ATT. – 60,988

| | MIAMI | BUFFALO |
|--|------------|------------|
| First Downs/Total-Rush-Pass-Penalty | 17/8-6-3 | 21/6-14-1 |
| Third Down Efficiency | 3-13/23 | 0-11/0 |
| Total Yards-Plays-Average | 448-60-7.5 | 404-69-5.9 |
| Rushes-Yards-Average | 254-38-6.7 | 113-19-5.9 |
| Net Yards Passing-Sacked-Yards Lost | 194-2-23 | 291-3-25 |
| Passes Attempted-Completed-Intercepted | 20-10-0 | 47-31-3 |
| Punts/Number-Average | 6-46.3 | 8-48.0 |
| Penalties/Number-Yards | 5-62 | 11-92 |
| Fumbles/Number-Lost | 3-3 | 2-0 |
| Time of Possession | 28:49 | 31:11 |

INDIVIDUAL STATISTICS

RUSHING: Miami – Bush 25-203, 1 TD; Thomas 11-42; Bess 2-9.

Buffalo – Spiller 12-91, 1 TD; Choice 5-15; Fitzpatrick 2-7.

PASSING: Miami – Moore 20-10, 217 yards, 2 TDs.

Buffalo – Fitzpatrick 41-31, 316 yards, 2 TDs, 3 INTs.

RECEIVING: Miami – Marshall 3-84, 1 TD; Hartline 3-69; Fasano 2-28, 1 TD; Bush 1-6; Clay 1-30, 1 TD.

Buffalo – Spiller 9-76, 1 TD; Nelson 6-60; Johnson 5-82; Choice 3-41; Martin 3-40; Smith 3-5; Hagan 2-12, 1 TD.

INTERCEPTIONS: Miami – Davis 2; Jones 1.

Buffalo – None.

OPPONENTS FUMBLE RECOVERIES: Miami – None.

Buffalo – Florence 1; Moats 1; Wilson 1.

SACKS: Miami – Odrick 1; Starks 1; Wake 1.

Buffalo – Kelsay 1; Dareus 1.

MISSED FIELD GOALS: Miami – None.

Buffalo – Rayner 26WL.

GAME 15

PATRIOTS 27, DOLPHINS 24

December 24, 2011

Gillette Stadium

Foxboro, MA

Every time the Miami Dolphins and New England Patriots meet lately it seems like two football games in one, and that was the case as New England pulled out a 27-24 win in this contest. In the first half it was all Miami as the Dolphins' offense bruised and battered Patriots quarterback Tom Brady for 30 minutes and did not allow his offense to cross midfield until the closing minute. Brady was sacked three times and had his worst completion percentage of any half in 2011 at 36.8. On the other side of the ball, Dolphins quarterback Matt Moore was an efficient 10-of-19 for 179 yards and two touchdowns of 19 yards to Brandon Marshall and one yard to Charles Clay. Running back Reggie Bush shredded the Patriots' defense for 81 yards on 16 carries and Marshall had five catches for 102 yards by intermission. When Moore took a knee to kill the clock after New England's Stephen Gostkowski missed a 51-yard field goal he carried a 17-0 lead into the locker room. The home crowd at Gillette Stadium had been quieted and was waiting for something to cheer about. Unfortunately for Miami, Brady delivered with 27 unanswered points in the second half with a near flawless third quarter that turned the tide. He completed 12-of-16 passes for 97 yards and a touchdown and rushed for another touchdown to tie the game at 17-17 and finished 27-of-46 for 304 yards and a touchdown. New England's offensive line somehow figured out how to contain Miami's pass rush while its defensive front seven found ways to get more pressure on Moore. Brady's second rushing touchdown, also from a yard out with 2:56 left in the game seemed to seal the victory. Miami did not give up, however, as Moore engineered a late 80-yard scoring drive on seven plays, capping it off with a 15-yard touchdown pass to Davone Bess in the back left of the end zone to cut the deficit to 27-24 with 1:49 left in the game. Dan Carpenter's squib kick went into the end zone and Brady and the offense picked up enough first downs to kill the clock and end the game.

| | | | | | | |
|-------------|---|----|----|----|---|----|
| MIAMI | 3 | 14 | 0 | 7 | – | 24 |
| NEW ENGLAND | 0 | 0 | 17 | 10 | – | 27 |

| TEAM | SCORE | DRIVE (Plays/Yards/Time) | QTR | CLOCK TIME | VIS. | SCORE HOME |
|------|--|-----------------------------|-----|---------------|------|---------------|
| MIA | Carpenter 47 field goal | 9/50/4:01 | 1 | 10:59 | 3 | 0 |
| MIA | Marshall 19 pass from Moore (Carpenter kick) | 5/82/2:09 | 2 | 13:45 | 10 | 0 |
| MIA | Clay 1 pass from Moore (Carpenter kick) | 11/89/5:53 | 2 | 6:31 | 17 | 0 |
| NE | Gostkowski 45 field goal | 11/54/3:21 | 3 | 11:39 | 17 | 3 |

| | | | | | | |
|-----|--|------------|---|------|----|----|
| NE | Branch 1 pass from Brady (Gostkowski kick) | 7/38/3:35 | 3 | 7:10 | 17 | 10 |
| NE | Brady 1 run (Gostkowski kick) | 7/41/2:45 | 3 | 2:17 | 17 | 17 |
| NE | Gostkowski 42 field goal | 10/74/3:45 | 4 | 8:55 | 17 | 20 |
| NE | Brady 1 run (Gostkowski kick) | 11/59/4:46 | 4 | 2:56 | 17 | 27 |
| MIA | Bess 15 pass from Moore (Carpenter kick) | 7/80/1:08 | 4 | 1:48 | 24 | 27 |

ATT. – 68,576

| | MIAMI | NEW ENGLAND |
|--|------------|-------------|
| First Downs/Total-Rush-Pass-Penalty | 20/4-14-2 | 26/10-16-0 |
| Third Down Efficiency | 5-13/38 | 8-17/17 |
| Total Yards-Plays-Average | 281-65-5.9 | 400-81-4.9 |
| Rushes-Yards-Average | 115-27-4.3 | 119-31-3.8 |
| Net Yards Passing-Sacked-Yards Lost | 266-5-28 | 281-4-23 |
| Passes Attempted-Completed-Intercepted | 33-17-1 | 46-27-0 |
| Punts/Number-Average | 6-44.8 | 6-52.3 |
| Penalties/Number-Yards | 6-39 | 5-50 |
| Fumbles/Number-Lost | 4-1 | 1-0 |
| Time of Possession | 29:04 | 30:56 |

INDIVIDUAL STATISTICS

RUSHING: Miami – Bush 22-113; Thomas 2-3; Moore 3-(-1).

New England – Ridley 13-64; Woodhead 4-20; Brady 9-17, 2 TDs; Green-Ellis 3-10; Welker 1-7; Hernandez 1-1.

PASSING: Miami – Moore 33-17, 294 yards, 2 TDs, 1 INT.

New England – Brady 46-27, 304 yards, 1 TD.

RECEIVING: Miami – Marshall 7-156, 1 TD; Hartline 4-72; Bess 3-39; Bush 2-26; Clay 1-1, 1 TD;

New England – Welker 12-138; Gronkowski 7-78; Hernandez 4-36; Branch 3-37, 1 TD; Ochocinco 1-15.

INTERCEPTIONS: Miami – None.

New England – McCourty 1.

OPPONENTS FUMBLE RECOVERIES: Miami – None.

New England – Wilfork 1.

SACKS: Miami – Bell 1; Starks 1; Taylor 1; Wake 1.

New England – Mayo 2; Deaderick 1; Ellis 1; Ninkovich 1.

MISSED FIELD GOALS: Miami – None.

New England – Gostkowski 51WL.

GAME 16

DOLPHINS 19, JETS 17
January 1, 2012

Sun Life Stadium
Miami Gardens, FL

Jason Taylor's inspired play spearheaded a 19-17 victory over the rival New York Jets at Sun Life Stadium and knocked them out of the playoffs in the process. Led by Kendall Langford and Paul Soliai, Taylor was carried off the field by his teammates after the game ended, knowing how big of a role he had in Miami's 6-3 finish down the stretch. Taylor's stat line may not have been typical of his stellar career (one tackle and one quarterback hit), but his teammates were not about to let him head off into retirement with a loss. Three turnovers by Miami's defense proved to be the undoing of the Jets and all of them were interceptions – two by defensive end Randy Starks and the dagger by inside linebacker Marvin Mitchell. After the Dolphins had erased a 10-3 deficit with a 58-yard field goal by Dan Carpenter as the clock expired in the first half and quarterback Matt Moore's 1-yard touchdown pass to rookie tight end Charles Clay, they did not let off the gas. Starks' second interception, forced by Taylor's hit on Jets quarterback Mark Sanchez, set up Carpenter's 40-yard field goal to make it 16-10. Mitchell stepped in front of Sanchez's intended receiver on New York's next drive and returned his interception 55 yards. That led to Carpenter's third field goal of the day from 44 yards and put the game virtually out of reach. Sanchez desperately led his offense down the field to close the gap with a 10-yard touchdown pass to wide receiver Patrick Turner with 1:15 left in the game. The quick 80-yard drive took just one minute and 17 seconds and seven plays, giving the Jets a chance to try an onside kick. Brandon Marshall recovered it and went out of bounds at his own 47 to seal the deal as the Jets finished 8-8. Taylor was sent out on the field on offense for the final kneel-downs by Moore and heard the "JT, JT" chants from the crowd as the clock wound down. He lined up as the I-back for the last one and was mobbed by the cameras. Moore was 22-of-32 for 135 yards, one touchdown and two interceptions and he got decent run support in the absence of leading rusher Reggie Bush from Steve Slaton. Slaton rushed for 55 yards on 11 carries, with rookie Daniel Thomas adding 28 yards on 12 carries.

| | | | | | | |
|----------------------|----------|----------|----------|-----------|----------|-----------|
| NEW YORK JETS | 7 | 3 | 0 | 7 | – | 17 |
| MIAMI | 3 | 3 | 0 | 13 | – | 19 |

| TEAM | SCORE | DRIVE (Plays/Yards/Time) | QTR | CLOCK TIME | SCORE VIS. HOME |
|------|--|-----------------------------|-----|---------------|--------------------|
| MIA | Carpenter 44 field goal | 9/40/4:24 | 1 | 9:31 | 0 3 |
| NYJ | Keller 1 pass from Sanchez (Folk kick) | 8/77/3:40 | 1 | 5:51 | 7 3 |
| NYJ | Folk 31 field goal | 12/69/8:18 | 2 | 3:39 | 10 3 |

| | | | | | | |
|-----|---|-------------|---|-------|----|----|
| MIA | Carpenter 58 field goal | 2/0/0:09 | 2 | 0:00 | 10 | 6 |
| MIA | Clay 1 pass from Moore (Carpenter kick) | 21/94/12:29 | 4 | 10:27 | 10 | 13 |
| MIA | Carpenter 40 field goal | 4/3/1:25 | 4 | 7:11 | 10 | 16 |
| MIA | Carpenter 44 field goal | 4/9/0:23 | 4 | 2:32 | 10 | 19 |
| NYJ | Turner 10 pass from Sanchez (Folk kick) | 7/80/1:17 | 4 | 1:15 | 17 | 19 |

ATT. – 65,811

| | N.Y. JETS | MIAMI |
|--|------------------|--------------|
| First Downs/Total-Rush-Pass-Penalty | 20/7-11-2 | 14/2-12-0 |
| Third Down Efficiency | 4-11/36 | 8-15/53 |
| Total Yards-Plays-Average | 374-62-6.0 | 210-59-3.6 |
| Rushes-Yards-Average | 129-27-4.8 | 82-26-3.2 |
| Net Yards Passing-Sacked-Yards Lost | 245-2-3 | 128-1-7 |
| Passes Attempted-Completed-Intercepted | 33-22-3 | 32-22-2 |
| Punts/Number-Average | 5-38.2 | 4-48.0 |
| Penalties/Number-Yards | 6-40 | 5-35 |
| Fumbles/Number-Lost | 0-0 | 0-0 |
| Time of Possession | 28:53 | 31:07 |

INDIVIDUAL STATISTICS

RUSHING: New York Jets – Tomlinson 11-56; Greene 14-55; Kerley 1-16; Sanchez 1-2.

Miami – Slaton 11-55; Thomas 12-28; Moore 3(-1).

PASSING: New York Jets – Sanchez 32-21, 207 yards, 2 TDs, 3INTs; Kerley 1-1, 41 yards.

Miami – Moore 32-22, 135 yards, 1 TD, 2 INTs.

RECEIVING: New York Jets – Keller 7-45, 1 TD; Kerley 4-71; Burress 4-57; Tomlinson 4-23; Mulligan 1-41; Turner 1-10, 1 TD; Slauson 1-1.

Miami – Bess 6-45; Marshall 5-50; Fasano 4-11; Hartline 2-16; Thomas 2-12; Hilliard 1-1; Clay 1-1; Slaton 1(-1).

INTERCEPTIONS: New York Jets – Cromartie 1; Pool 1.

Miami – Starks 2; Mitchell 1.

OPPONENTS FUMBLE RECOVERIES: New York Jets – None.

Miami – None.

SACKS: New York Jets – Strickland 1.

Miami – Odrick 1; Starks 1.

MISSED FIELD GOALS: New York Jets – None.

Miami – None.

2011-12 ROSTER MOVES

(Daily transactions from August 9, 2011, through the last day of the regular season, plus off-season moves)

| Date | Player/Coach | Transaction |
|-------------|---------------------|--------------------------------|
| Aug. 9 | CB K.J. Gerard | Signed |
| | LB David Nixon | Signed |
| | LB Mark Masterson | Reserve/Retired |
| Aug. 15 | LB Marvin Mitchell | Signed |
| Aug. 16 | WR John Matthews | Signed |
| | WR Brooks Foster | Waived |
| Aug. 22 | G Tyler Donahue | Signed |
| Aug. 23 | RB Larry Johnson | Signed |
| | RB Kory Sheets | Waived |
| Aug. 26 | CB K.J. Gerard | Waived |
| | DT Johnny Jones | Waived |
| | CB Jose Perez | Waived |
| Aug. 27 | LB Mike Rivera | Waived/Injured |
| Aug. 29 | S Gerald Alexander | Signed |
| Aug. 30 | T Allen Barbre | Placed on Reserve/Injured List |
| | T Tyler Donahue | Waived |
| Sept.3 | CB Vincent Agnew | Waived |
| | TE Brett Brackett | Waived |
| | WR Patrick Carter | Waived |
| | G Garrett Chisolm | Waived |
| | QB Pat Devlin | Waived |
| | TE Dedrick Epps | Waived |
| | LB Jonathan Freeny | Waived |
| | RB Nic Grigsby | Waived |
| | T D.J. Jones | Waived |
| | T Matt Kopa | Waived |
| | WR Phillip Livas | Waived |

| Date | Player/Coach | Transaction |
|-----------------|--------------------|---|
| | WR John Matthews | Waived |
| | CB Nate Ness | Waived |
| | LB David Nixon | Waived |
| | QB Kevin O'Connell | Waived |
| | WR Julius Pruitt | Waived |
| | S Mark Restelli | Waived |
| | LB Robert Rose | Waived |
| | TE Mickey Shuler | Waived |
| | LB Quinton Spears | Waived |
| | S Gerald Alexander | Contract Terminated |
| | CB Will Allen | Contract Terminated |
| | NT Ronald Fields | Contract Terminated |
| | RB Larry Johnson | Contract Terminated |
| | FB Lousaka Polite | Contract Terminated |
| | T Ray Willis | Contract Terminated |
| | T Lydon Murtha | Placed on Injured Reserve |
| Sept. 4 | TE Will Yeatman | Signed |
| | NT Frank Kearse | Waived |
| | CB Vincent Agnew | Signed to Practice Squad |
| | TE Brett Brackett | Signed to Practice Squad |
| | G Garrett Chisolm | Signed to Practice Squad |
| | QB Pat Devlin | Signed to Practice Squad |
| | RB Nic Grigsby | Signed to Practice Squad |
| | T D.J. Jones | Signed to Practice Squad |
| Sept. 5 | WR Julius Pruitt | Signed to Practice Squad |
| | G/C Ryan Cook | Signed |
| | TE Dante Rosario | Signed |
| | LB A.J. Edds | Waived |
| | C/G Joe Berger | Contract Terminated |
| Sept. 8 | RB Larry Johnson | Signed |
| | G Ray Feinga | Waived |
| Sept. 14 | CB Will Allen | Signed |
| | CB Benny Sapp | Contract Terminated |
| Sept. 21 | CB Nate Jones | Signed |
| | DE Igor Olshansky | Signed |
| | RB Larry Johnson | Contract Terminated |
| | TE Dante Rosario | Contract Terminated |
| Sept. 28 | RB Steve Slaton | Claimed off Waivers (Houston) |
| | DE Ryan Baker | Waived |
| Oct. 5 | T Will Barker | Signed |
| | CB Nate Jones | Contract Terminated |
| Oct. 6 | QB Sage Rosenfels | Signed |
| | QB Chad Henne | Placed on Injured Reserve |
| Oct. 19 | S Gerald Alexander | Signed |
| | WR Roberto Wallace | Placed on Injured Reserve |
| Oct. 25 | QB JP Losman | Signed |
| | QB Sage Rosenfels | Placed on Reserve/Non-Football Illness List |
| Nov. 1 | CB Jonathan Wade | Signed |
| | S Gerald Alexander | Contract Terminated |
| | WR Marlon Moore | Placed on Injured Reserve |
| Nov. 5 | WR Julius Pruitt | Signed |
| Nov. 19 | K Shayne Graham | Signed |
| | CB Jonathan Wade | Contract Terminated |
| Nov. 30 | DE Ryan Baker | Signed |
| | G Ray Feinga | Signed |
| | K Shayne Graham | Waived |
| | DT Igor Olshansky | Contract Terminated |
| Dec. 12 | Tony Sparano | Relieved of Coaching Duties |
| | Todd Bowles | Named Interim Head Coach |
| Dec. 20 | QB Pat Devlin | Signed |
| | LB Koa Misi | Placed on Injured Reserve |
| Dec. 28 | RB Richard Medlin | Signed |
| | T Jake Long | Placed on Injured Reserve |
| - 2012 - | | |
| Jan. 20 | Joe Philbin | Named Head Coach |
| Jan. 27 | Mike Sherman | Named Offensive Coordinator |
| | Kevin Coyle | Named Defensive Coordinator |
| Jan. 30 | George Edwards | Named Linebackers Coach |
| | Dan Campbell | Retained as Tight Ends Coach |
| | Darren Krein | Retained as Strength and Conditioning Coach |
| | Darren Rizzi | Retained as Special Teams Coach |
| | Zac Taylor | Named Asst. Quarterback Coach |

| Date | Player/Coach | Transaction |
|-------------|------------------------------|---|
| | WR Chris Hogan | Signed as a FA |
| | DB Jonathan Wade | Signed as a FA |
| | DB Marcus Brown | Signed as a FA |
| | DT Isaako Aitui | Signed as a FA |
| | RB Marcus Thigpen | Signed as a FA |
| | DB Anderson Russell | Signed as a FA |
| | DE Jonathan Freeny | Signed as a FA |
| | DB Vince Askew | Signed as a FA |
| Feb. 2 | Jim Turner | Named Offensive Line Coach |
| | David Corrao | Retained as Asst. Linebackers Coach |
| | Dave Fipp | Retained as Special Teams Assistant |
| | Dave Puloka | Retained as Assistant Strength and Conditioning Coach |
| | Kacy Rogers | Retained as Defensive Line Coach |
| Feb. 4 | Lou Anarumo | Named Defensive Backs Coach |
| | Phil McGeoghan | Named Assistant Wide Receivers Coach |
| | Ken O'Keefe | Named Wide Receivers Coach |
| Feb. 10 | Blue Adams | Named Asst. Defensive Backs Coach |
| | Charlie Bullen | Named Defensive Assistant |
| | Ben Johnson | Named Offensive Assistant |
| | Chris Mosely | Named Asst. Offensive Line Coach |
| | Jeff Nixon | Retained as Running Backs Coach |
| Feb. 15 | RB Jerome Messam | Signed as a FA |
| Feb. 16 | DB Quinten Lawrence | Signed as a FA |
| Mar. 14 | DT Paul Soliai | Signed as UFA |
| Mar. 15 | DB Richard Marshall | Signed as UFA (AZ) |
| Mar. 16 | TE Jeron Mastrud | Re-signed/Exclusive Rights Free Agent |
| | G/T Artis Hicks | Signed as UFA (CLV) |
| | DT Ryan Baker | Signed as UFA |
| Mar. 19 | QB David Garrard | Signed as a FA |
| | S Jeremiah Bell | Contract Terminated |
| Mar. 20 | LB Jamaal Westerman | Signed as UFA (NYJ) |
| Mar. 21 | RB Steve Slaton | Signed |
| April 5 | LB Austin Spitzer | Re-signed/Exclusive Rights Free Agent |
| | S Tyrell Johnson | Signed as UFA (MIN) |
| April 10 | DE Phillip Merling | Re-signed/Restricted Rights Free Agent |
| | T Lydon Murtha | Re-signed/Restricted Rights Free Agent |
| April 17 | LB Gary Guyton | Signed as UFA (NE) |
| | WR Legedu Naanee | Signed as UFA (CAR) |
| April 18 | TE Les Brown | Signed as FA |
| April 23 | DE Phillip Merling | Contract Terminated |
| May 4 | DT Chas Alecixh | Signed as an Undrafted College Free Agent |
| | LB Cameron Collins | Signed as an Undrafted College Free Agent |
| | G Derek Dennis | Signed as an Undrafted College Free Agent |
| | WR Jeff Fuller | Signed as an Undrafted College Free Agent |
| | RB Jonas Gray | Signed as an Undrafted College Free Agent |
| | DB Trenton Hughes | Signed as an Undrafted College Free Agent |
| | LB Shelly Lyons | Signed as an Undrafted College Free Agent |
| | S Kelcie McCray | Signed as an Undrafted College Free Agent |
| | WR Derek Moye | Signed as an Undrafted College Free Agent |
| | DE Jarrell Root | Signed as an Undrafted College Free Agent |
| | G Josh Samuda | Signed as an Undrafted College Free Agent |
| | DB Kevyn Scott | Signed as an Undrafted College Free Agent |
| | DE Derrick Shelby | Signed as an Undrafted College Free Agent |
| | DE Jaquies Smith | Signed as an Undrafted College Free Agent |
| | T Dustin Waldron | Signed as an Undrafted College Free Agent |
| May 6 | LB Cameron Wake | Signed Contract Extension |
| May 7 | RB Richard Medlin | Waived |
| May 14 | T Andrew McDonald | Signed as an Undrafted College Free Agent |
| May 17 | WR B.J. Cunningham (DC #6) | Signed |
| May 21 | DT Kheeston Randall (DC #7a) | Signed |
| May 22 | WR Rishard Matthews (DC #7b) | Signed |
| May 25 | LB Josh Kaddu (DC #5) | Signed |
| May 29 | OT Jonathan Martin (DC #2) | Signed |
| June 4 | RB Lamar Miller (DC #4) | Signed |
| June 5 | FB Jorvorskie Lane | Signed as FA |
| June 11 | WR Chad Johnson | Signed as FA |
| | C Terence Brown | Waived |
| June 12 | FB Ryan Mahaffey | Signed as FA |
| | WR Derek Moye | Waived |

DOLPHINS VS. THE NFL

(Records include post-season games)

MIAMI 8, ARIZONA 2

(formerly St. Louis, Phoenix)

| | |
|----------|-----------------------------|
| 11/27/72 | – at Miami 31, St. Louis 10 |
| 11/24/77 | – Miami 55, at St. Louis 14 |
| 10/1/78 | – at Miami 24, St. Louis 10 |
| 9/6/81 | – Miami 20, at St. Louis 7 |
| 9/30/84 | – Miami 36, at St. Louis 28 |
| 11/4/90 | – at Miami 23, Phoenix 3 |
| 9/8/96 | – Miami 38, at Arizona 10 |
| 9/19/99 | – at Miami 19, Arizona 16 |
| 11/7/04 | – Arizona 24, at Miami 23 |
| 9/14/08 | – at Arizona 31, Miami 10 |

MIAMI 7, ATLANTA 4

| | |
|----------|---------------------------|
| 11/30/70 | – Miami 20, at Atlanta 7 |
| 11/3/74 | – at Miami 42, Atlanta 7 |
| 9/21/80 | – Miami 20, at Atlanta 17 |
| 12/10/83 | – at Miami 31, Atlanta 24 |
| 11/30/86 | – Atlanta 20, at Miami 14 |
| 10/11/92 | – at Miami 21, Atlanta 17 |
| 12/3/95 | – at Miami 21, Atlanta 20 |
| 12/27/98 | – at Atlanta 38, Miami 16 |
| 12/30/01 | – at Miami 21, Atlanta 14 |
| 11/6/05 | – Atlanta 17, at Miami 10 |
| 9/13/09 | – at Atlanta 19, Miami 7 |

MIAMI 5, BALTIMORE 5

| | |
|----------|----------------------------------|
| 10/19/97 | – Miami 24, at Baltimore 13 |
| 9/17/00 | – at Miami 19, Baltimore 6 |
| 1/13/02 | – *Baltimore 20, at Miami 3 |
| 11/17/02 | – at Miami 26, Baltimore 7 |
| 11/16/03 | – at Miami 9, Baltimore 6 (ot) |
| 1/2/05 | – at Baltimore 30, Miami 23 |
| 12/16/07 | – at Miami 22, Baltimore 16 (ot) |
| 10/19/08 | – Baltimore 27, at Miami 13 |
| 1/4/09 | – *Baltimore 27, at Miami 9 |
| 11/7/10 | – at Baltimore 26, Miami 10 |

MIAMI 56, BUFFALO 39 (1 tie)

| | |
|----------|---------------------------------|
| 9/18/66 | – at Buffalo 58, Miami 24 |
| 11/6/66 | – Buffalo 29, at Miami 0 |
| 11/5/67 | – at Buffalo 35, Miami 13 |
| 11/26/67 | – at Miami 17, Buffalo 14 |
| 10/12/68 | – at Miami 14, Buffalo 14 (tie) |
| 11/10/68 | – Miami 21, at Buffalo 17 |
| 10/26/69 | – at Miami 24, Buffalo 6 |
| 11/16/69 | – at Buffalo 28, Miami 3 |
| 10/18/70 | – Miami 33, at Buffalo 14 |
| 12/20/70 | – at Miami 45, Buffalo 7 |
| 9/26/71 | – Miami 29, at Buffalo 14 |
| 11/7/71 | – at Miami 34, Buffalo 0 |
| 10/22/72 | – at Miami 24, Buffalo 23 |
| 11/5/72 | – Miami 30, at Buffalo 16 |
| 10/21/73 | – at Miami 27, Buffalo 6 |
| 11/18/73 | – Miami 17, at Buffalo 0 |
| 9/22/74 | – Miami 24, at Buffalo 16 |
| 11/17/74 | – at Miami 35, Buffalo 28 |
| 10/26/75 | – Miami 35, at Buffalo 30 |
| 12/7/75 | – at Miami 31, Buffalo 21 |
| 9/13/76 | – Miami 30, at Buffalo 21 |
| 12/5/76 | – at Miami 45, Buffalo 27 |
| 9/18/77 | – Miami 13, at Buffalo 0 |
| 12/17/77 | – at Miami 31, Buffalo 14 |
| 9/17/78 | – at Miami 31, Buffalo 24 |

| | |
|----------|---------------------------------------|
| 11/12/78 | – Miami 25, at Buffalo 24 |
| 9/2/79 | – Miami 9, at Buffalo 7 |
| 10/14/79 | – at Miami 17, Buffalo 7 |
| 9/7/80 | – at Buffalo 17, Miami 7 |
| 10/19/80 | – at Miami 17, Buffalo 14 |
| 10/21/81 | – at Buffalo 31, Miami 21 |
| 12/19/81 | – at Miami 16, Buffalo 6 |
| 11/21/82 | – Miami 9, at Buffalo 7 |
| 12/27/82 | – at Miami 27, Buffalo 10 |
| 9/4/83 | – Miami 12, at Buffalo 0 |
| 10/9/83 | – Buffalo 38, at Miami 35 (ot) |
| 9/17/84 | – Miami 21, at Buffalo 17 |
| 10/28/84 | – at Miami 38, Buffalo 7 |
| 11/24/85 | – Miami 23, at Buffalo 14 |
| 12/22/85 | – at Miami 28, Buffalo 0 |
| 10/12/86 | – at Miami 27, Buffalo 14 |
| 11/16/86 | – Miami 34, at Buffalo 24 |
| 10/25/87 | – Buffalo 34, at Miami 31 (ot) |
| 11/29/87 | – at Buffalo 27, Miami 0 |
| 9/11/88 | – at Buffalo 9, Miami 6 |
| 11/14/88 | – Buffalo 31, at Miami 6 |
| 9/10/89 | – Buffalo 27, at Miami 24 |
| 10/29/89 | – at Buffalo 31, Miami 17 |
| 9/16/90 | – at Miami 30, Buffalo 7 |
| 12/23/90 | – at Buffalo 24, Miami 14 |
| 1/12/91 | – *at Buffalo 44, Miami 34 |
| 9/1/91 | – at Buffalo 35, Miami 31 |
| 11/18/91 | – Buffalo 41, at Miami 27 |
| 10/4/92 | – Miami 37, at Buffalo 10 |
| 11/16/92 | – Buffalo 26, at Miami 20 |
| 11/17/93 | – **Buffalo 29, at Miami 10 |
| 9/26/93 | – Miami 22, at Buffalo 13 |
| 12/19/93 | – Buffalo 47, at Miami 34 |
| 10/9/94 | – at Buffalo 21, Miami 11 |
| 12/4/94 | – Buffalo 42, at Miami 31 |
| 10/29/95 | – at Miami 23, Buffalo 6 |
| 12/17/95 | – at Buffalo 23, Miami 20 |
| 12/30/95 | – *at Buffalo 37, Miami 22 |
| 10/13/96 | – Miami 21, at Buffalo 7 |
| 12/16/96 | – at Miami 16, Buffalo 14 |
| 11/2/97 | – at Buffalo 9, Miami 6 |
| 11/17/97 | – at Miami 30, Buffalo 13 |
| 9/13/98 | – at Miami 13, Buffalo 7 |
| 11/1/98 | – at Buffalo 30, Miami 24 |
| 1/2/99 | – *at Miami 24, Buffalo 17 |
| 10/4/99 | – Buffalo 23, at Miami 18 |
| 11/14/99 | – at Buffalo 23, Miami 3 |
| 10/8/00 | – at Miami 22, Buffalo 13 |
| 12/3/00 | – Miami 33, at Buffalo 6 |
| 11/25/01 | – Miami 34, at Buffalo 27 |
| 1/6/02 | – at Miami 34, Buffalo 7 |
| 10/20/02 | – Buffalo 23, at Miami 10 |
| 12/1/02 | – at Buffalo 38, Miami 21 |
| 9/21/03 | – at Miami 17, Buffalo 7 |
| 12/21/03 | – Miami 20, at Buffalo 3 |
| 10/17/04 | – at Buffalo 20, Miami 13 |
| 12/5/04 | – Buffalo 42, at Miami 32 |
| 10/9/05 | – at Buffalo 20, Miami 14 |
| 12/4/05 | – at Miami 24, Buffalo 23 |
| 9/17/06 | – Buffalo 16, at Miami 6 |
| 12/17/06 | – at Buffalo 21, Miami 0 |
| 11/11/07 | – Buffalo 13, at Miami 10 |
| 12/9/07 | – at Buffalo 38, Miami 17 |
| 10/26/08 | – at Miami 25, Buffalo 16 |
| 12/7/08 | – Miami 16, at Buffalo 3 (at Toronto) |
| 10/4/09 | – at Miami 38, Buffalo 10 |

11/29/09 – at Buffalo 31, Miami 14
9/12/10 – Miami 15, at Buffalo 10
12/19/10 – Buffalo 17, at Miami 14
11/20/11 – at Miami 35, Buffalo 8
12/18/11 – Miami 30, at Buffalo 23

MIAMI 4, CAROLINA 0

11/15/98 – Miami 13, at Carolina 9
11/4/01 – at Miami 23, Carolina 6
9/25/05 – at Miami 27, Carolina 24
11/19/09 – Miami 24, at Carolina 17

MIAMI 7, CHICAGO 4

11/29/71 – at Miami 34, Chicago 3
11/2/75 – Miami 46, at Chicago 13
9/23/79 – at Miami 31, Chicago 16
12/2/85 – at Miami 38, Chicago 24
9/4/88 – at Chicago 34, Miami 7
11/24/91 – Miami 16, at Chicago 13 (ot)
11/13/94 – Chicago 17, at Miami 14
10/27/97@ – Chicago 36, at Miami 33 (ot)
12/9/02 – at Miami 27, Chicago 9
11/5/06 – Miami 31, at Chicago 13
11/18/10 – Chicago 16, at Miami 0

MIAMI 14, CINCINNATI 5

10/20/68 – Miami 24, at Cincinnati 22
11/17/68 – Cincinnati 38, at Miami 21
9/14/69 – at Cincinnati 27, Miami 21
10/10/71 – Miami 23, at Cincinnati 13
12/23/73 – *at Miami 34, Cincinnati 16
12/2/74 – at Miami 24, Cincinnati 3
11/20/77 – at Cincinnati 23, Miami 17
10/9/78 – at Miami 21, Cincinnati 0
9/14/80 – at Miami 17, Cincinnati 16
11/28/83 – at Miami 38, Cincinnati 14
11/8/87 – Miami 20, at Cincinnati 14
10/15/89 – Miami 20, at Cincinnati 13
12/9/91 – at Miami 37, Cincinnati 13
10/2/94 – Miami 23, at Cincinnati 7
10/1/95 – Miami 26, at Cincinnati 23
10/1/00 – Miami 31, at Cincinnati 16
9/19/04 – at Cincinnati 16, Miami 13
12/30/07 – Cincinnati 38, at Miami 25
10/31/10 – Miami 22, at Cincinnati 14

MIAMI 9, CLEVELAND 8

10/25/70 – Cleveland 28, at Miami 0
12/24/72 – *at Miami 20, Cleveland 14
10/15/73 – Miami 17, at Cleveland 9
11/28/76 – at Cleveland 17, Miami 13
11/18/79 – at Cleveland 30, Miami 24 (ot)
1/4/86 – *at Miami 24, Cleveland 21
11/10/86 – at Cleveland 26, Miami 16
12/12/88 – at Miami 38, Cleveland 31
10/8/89 – at Miami 13, Cleveland 10 (ot)
11/25/90 – Miami 30, at Cleveland 13
9/14/92 – Miami 27, at Cleveland 23
10/10/93 – Miami 24, at Cleveland 14
12/26/04 – at Miami 10, Cleveland 7
11/20/05 – at Cleveland 22, Miami 0
10/14/07 – at Cleveland 41, Miami 31
12/5/10 – Cleveland 13, at Miami 10
9/25/11 – at Cleveland 17, Miami 16

MIAMI 7, DALLAS 6

1/16/72 – ***Dallas 24, Miami 3
11/22/73 – Miami 14, at Dallas 7
11/5/78 – at Miami 23, Dallas 16
10/25/81 – at Dallas 28, Miami 27
12/17/84 – at Miami 28, Dallas 21

11/22/87 – Miami 20, at Dallas 14
11/19/89 – Miami 17, at Dallas 14
11/25/93 – Miami 16, at Dallas 14
10/27/96 – Dallas 29, at Miami 10
11/25/99 – at Dallas 20, Miami 0
11/27/03 – Miami 40, at Dallas 21
9/16/07 – Dallas 37, at Miami 20
11/24/11 – at Dallas 20, Miami 19

MIAMI 11, DENVER 5 (1 tie)

10/16/66 – at Miami 24, Denver 7
12/4/66 – at Denver 17, Miami 7
9/17/67 – at Miami 35, Denver 21
10/27/68 – at Denver 21, Miami 14
12/7/69 – at Miami 27, Denver 24
9/19/71 – Miami 10, at Denver 10 (tie)
12/20/75 – at Miami 14, Denver 13
9/29/85 – Miami 30, at Denver 26
12/21/98 – at Miami 31, Denver 21
1/9/99 – *at Denver 38, Miami 3
9/13/99 – Miami 38, at Denver 21
12/2/01 – at Miami 21, Denver 10
10/13/02 – Miami 24, at Denver 22
12/12/04 – at Denver 20, Miami 17
9/11/05 – at Miami 34, Denver 10
11/2/08 – Miami 26, at Denver 17
10/23/11 – Denver 18, at Miami 15 (ot)

MIAMI 7, DETROIT 3

12/15/73 – at Miami 34, Detroit 7
12/9/79 – Miami 28, at Detroit 10
10/27/85 – at Detroit 31, Miami 21
9/15/91 – at Detroit 17, Miami 13
12/25/94 – at Miami 27, Detroit 20
12/7/97 – at Miami 33, Detroit 30
11/5/00 – Miami 23, at Detroit 8
9/8/02 – at Miami 49, Detroit 21
11/23/06 – Miami 27, at Detroit 10
12/26/10 – Detroit 34, at Miami 27

MIAMI 10, GREEN BAY 3

12/19/71 – at Miami 27, Green Bay 6
10/5/75 – Miami 31, at Green Bay 7
10/28/79 – at Miami 27, Green Bay 7
12/8/85 – Miami 34, at Green Bay 24
9/18/88 – at Miami 24, Green Bay 17
10/22/89 – at Miami 23, Green Bay 20
9/22/91 – at Miami 16, Green Bay 13
9/11/94 – Miami 24, at Green Bay 14 (at Mil.)
9/14/97 – at Green Bay 23, Miami 18
10/29/00 – at Miami 28, Green Bay 20
11/4/02 – at Green Bay 24, Miami 10
10/22/06 – Green Bay 34, at Miami 24
10/17/10 – Miami 23, at Green Bay 20 (ot)

HOUSTON 6, MIAMI 0

9/7/03 – Houston 21, at Miami 20
10/1/06 – at Houston 17, Miami 15
10/7/07 – at Houston 22, Miami 19
10/12/08 – at Houston 29, Miami 28
12/27/09 – Houston 27, at Miami 20
9/18/11 – Houston 23, at Miami 13

MIAMI 46, INDIANAPOLIS 24

(formerly Baltimore)
11/1/70 – at Baltimore 35, Miami 0
11/22/70 – at Miami 34, Baltimore 17
11/21/71 – at Miami 17, Baltimore 14
12/11/71 – at Baltimore 14, Miami 3
1/2/72 – **at Miami 21, Baltimore 0
10/29/72 – Miami 23, at Baltimore 0

12/16/72 – at Miami 16, Baltimore 0
 11/11/73 – at Miami 44, Baltimore 0
 12/9/73 – at Baltimore 16, Miami 3
 10/27/74 – at Miami 17, Baltimore 7
 12/8/74 – Miami 17, at Baltimore 16
 11/23/75 – Baltimore 33, at Miami 17
 12/14/75 – at Baltimore 10, Miami 7 (ot)
 10/10/76 – at Baltimore 28, Miami 14
 11/22/76 – Baltimore 17, at Miami 16
 10/9/77 – at Baltimore 45, Miami 28
 12/5/77 – at Miami 17, Baltimore 6
 9/10/78 – Miami 42, at Baltimore 0
 10/29/78 – at Miami 26, Baltimore 8
 11/11/79 – at Miami 19, Baltimore 0
 11/25/79 – Miami 28, at Baltimore 24
 10/5/80 – Baltimore 30, at Miami 17
 12/14/80 – Miami 24, at Baltimore 14
 9/27/81 – Miami 31, at Baltimore 28
 11/1/81 – at Miami 27, Baltimore 10
 9/19/82 – at Miami 24, Baltimore 20
 1/2/83 – Miami 34, at Baltimore 7
 10/23/83 – Miami 21, at Baltimore 7
 11/20/83 – at Miami 37, Baltimore 0
 9/23/84 – at Miami 44, Indianapolis 7
 12/9/84 – Miami 35, at Indianapolis 17
 9/15/85 – at Miami 30, Indianapolis 13
 11/17/85 – Miami 34, at Indianapolis 20
 9/14/86 – at Miami 30, Indianapolis 10
 10/26/86 – Miami 17, at Indianapolis 13
 9/20/87 – Miami 23, at Indianapolis 10
 11/15/87 – Indianapolis 40, at Miami 21
 9/25/88 – at Indianapolis 15, Miami 13
 12/4/88 – Indianapolis 31, at Miami 28
 11/5/89 – at Miami 19, Indianapolis 13
 12/17/89 – at Indianapolis 42, Miami 13
 10/28/90 – Miami 27, at Indianapolis 7
 12/30/90 – at Miami 23, Indianapolis 17
 9/8/91 – at Miami 17, Indianapolis 6
 11/3/91 – Miami 10, at Indianapolis 6
 10/25/92 – Indianapolis 31, at Miami 20
 11/8/92 – Miami 28, at Indianapolis 0
 9/5/93 – Miami 24, at Indianapolis 20
 10/24/93 – at Miami 41, Indianapolis 27
 11/6/94 – at Miami 22, Indianapolis 21
 12/18/94 – at Indianapolis 10, Miami 6
 10/8/95 – Indianapolis 27, at Miami 24 (ot)
 11/26/95 – at Indianapolis 36, Miami 28
 9/23/96 – at Indianapolis 10, Miami 6
 11/10/96 – at Miami 37, Indianapolis 10
 8/31/97 – at Miami 16, Indianapolis 10
 12/14/97 – at Indianapolis 41, Miami 0
 9/6/98 – Miami 24, at Indianapolis 15
 11/8/98 – at Miami 27, Indianapolis 14
 10/10/99 – Miami 34, at Indianapolis 31
 12/5/99 – Indianapolis 37, at Miami 34
 11/26/00 – Miami 17, at Indianapolis 14
 12/17/00 – Indianapolis 20, at Miami 13
 12/30/00 – *at Miami 23, Indianapolis 17 (ot)
 11/11/01 – Miami 27, at Indianapolis 24
 12/10/01 – at Miami 41, Indianapolis 6
 9/15/02 – Miami 21, at Indianapolis 13
 11/2/03 – Indianapolis 23, at Miami 17
 12/31/06 – at Indianapolis 27, Miami 22
 9/21/09 – Indianapolis 27, at Miami 23

JACKSONVILLE 3, MIAMI 2

10/12/98 – at Jacksonville 28, Miami 21
 1/15/00 – *at Jacksonville 62, Miami 7
 10/12/03 – Miami 24, at Jacksonville 10
 12/3/06 – Jacksonville 24, at Miami 10
 12/13/09 – Miami 14, at Jacksonville 10

MIAMI 16, KANSAS CITY 12

11/13/66 – at Kansas City 34, Miami 16
 12/11/66 – Kansas City 19, at Miami 18
 9/24/67 – Kansas City 24, at Miami 0
 10/8/67 – at Kansas City 41, Miami 0
 9/28/68 – Kansas City 48, at Miami 3
 10/19/69 – at Kansas City 17, Miami 10
 12/25/71 – *Miami 27, at Kansas City 24 (2ot)
 9/17/72 – Miami 20, at Kansas City 10
 10/20/74 – at Miami 9, Kansas City 3
 10/17/76 – Kansas City 20, at Miami 17(ot)
 12/13/81 – Miami 17, at Kansas City 7
 9/25/83 – at Miami 14, Kansas City 6
 9/22/85 – at Miami 31, Kansas City 0
 10/11/87 – at Miami 42, Kansas City 0
 12/3/89 – at Kansas City 26, Miami 21
 12/24/89 – Kansas City 27, at Miami 24
 1/5/91 – *at Miami 17, Kansas City 16
 10/13/91 – at Kansas City 42, Miami 7
 10/31/93 – at Miami 30, Kansas City 10
 12/12/94 – at Miami 45, Kansas City 28
 12/31/94 – *at Miami 27, Kansas City 17
 12/11/95 – at Miami 13, Kansas City 6
 10/5/97 – at Miami 17, Kansas City 14
 9/29/02 – at Kansas City 48, Miami 30
 10/21/05%– Kansas City 30, at Miami 20
 11/12/06 – at Miami 13, Kansas City 10
 12/21/08 – Miami 38, at Kansas City 31
 11/6/11 – Miami 31, at Kansas City 3

MIAMI 7, MINNESOTA 4

10/1/72 – Miami 16, at Minnesota 14
 1/13/74 – ***Miami 24, Minnesota 7
 12/11/76 – Minnesota 29, at Miami 7
 9/16/79 – Miami 27, at Minnesota 12
 12/5/82 – at Miami 22, Minnesota 14
 10/2/88 – at Miami 24, Minnesota 7
 9/25/94 – at Minnesota 38, Miami 35
 9/10/00 – at Minnesota 13, Miami 7
 12/21/02 – at Minnesota 20, Miami 17
 11/19/06 – at Miami 24, Minnesota 20
 9/19/10 – Miami 14, at Minnesota 10

MIAMI 50, NEW ENGLAND 43

(formerly Boston)
 11/27/66 – Boston 20, at Miami 14
 10/15/67 – at Boston 41, Miami 10
 12/17/67 – at Miami 41, Boston 32
 11/24/68 – Miami 34, at Boston 10
 12/8/68 – at Miami 38, Boston 7
 11/9/69 – Miami 17, at Boston 16
 10/30/69 – Boston 38, Miami 23 (at Tampa)
 9/20/70 – at Boston 27, Miami 14
 12/6/70 – at Miami 37, Boston 20
 10/17/71 – at Miami 41, New England 3
 12/5/71 – at New England 34, Miami 13
 11/12/72 – at Miami 52, New England 0
 12/3/72 – Miami 37, at New England 21
 9/30/73 – at Miami 44, New England 23
 10/28/73 – Miami 30, at New England 14
 9/15/74 – at New England 34, Miami 24
 12/15/74 – at Miami 34, New England 27
 9/28/75 – Miami 22, at New England 14
 12/1/75 – at Miami 20, New England 7
 9/19/76 – at New England 30, Miami 14
 10/31/76 – at Miami 10, New England 3
 11/13/77 – at Miami 17, New England 5
 12/11/77 – at New England 14, Miami 10
 10/22/78 – at New England 33, Miami 24
 12/18/78 – at Miami 23, New England 3
 10/21/79 – at New England 28, Miami 13

11/29/79 – at Miami 39, New England 24
 10/12/80 – at New England 34, Miami 0
 12/8/80 – at Miami 16, New England 13 (ot)
 11/8/81 – Miami 30, at New England 27 (ot)
 12/6/81 – at Miami 24, New England 14
 12/12/82 – at New England 3, Miami 0
 1/8/83 – *at Miami 28, New England 13
 9/11/83 – at Miami 34, New England 24
 11/13/83 – at New England 17, Miami 6
 9/9/84 – at Miami 28, New England 7
 10/21/84 – Miami 44, at New England 24
 11/3/85 – at New England 17, Miami 13
 12/16/85 – at Miami 30, New England 27
 1/12/86 – **New England 31, at Miami 14
 10/5/86 – at New England 34, Miami 7
 12/22/86 – New England 34, at Miami 27
 9/13/87 – at New England 28, Miami 21
 12/28/87 – New England 24, at Miami 10
 11/6/88 – at New England 21, Miami 10
 11/20/88 – New England 6, at Miami 3
 9/17/89 – Miami 24, at New England 10
 12/10/89 – at Miami 31, New England 10
 9/9/90 – Miami 27, at New England 24
 10/18/90 – at Miami 17, New England 10
 10/6/91 – Miami 20, at New England 10
 11/10/91 – at Miami 30, New England 20
 10/18/92^s – at Miami 38, New England 17
 12/27/92 – Miami 16, at New England 13 (ot)
 11/21/93 – at Miami 17, New England 13
 1/2/94 – at New England 33, Miami 27 (ot)
 9/4/94 – at Miami 39, New England 35
 10/30/94 – Miami 23, at New England 3
 9/10/95 – Miami 20, at New England 3
 11/12/95 – New England 34, at Miami 17
 9/1/96 – at Miami 24, New England 10
 11/3/96 – at New England 42, Miami 23
 11/23/97 – at New England 27, Miami 24
 12/22/97 – New England 14, at Miami 12
 12/28/97 – *at New England 17, Miami 3
 10/25/98 – at Miami 12, New England 9 (ot)
 11/23/98 – at New England 26, Miami 23
 10/17/99 – Miami 31, at New England 30
 11/21/99 – at Miami 27, New England 17
 9/24/00 – at Miami 10, New England 3
 12/24/00 – Miami 27, at New England 24
 10/7/01 – at Miami 30, New England 10
 12/22/01 – at New England 20, Miami 13
 10/6/02 – at Miami 26, New England 13
 12/29/02 – at New England 27, Miami 24 (ot)
 10/19/03 – New England 19, at Miami 13 (ot)
 12/7/03 – at New England 12, Miami 0
 10/10/04 – at New England 24, Miami 10
 12/20/04 – at Miami 29, New England 28
 11/13/05 – New England 23, at Miami 16
 1/1/06 – Miami 28, at New England 26
 10/8/06 – at New England 20, Miami 10
 12/10/06 – at Miami 21, New England 0
 10/21/07 – New England 49, at Miami 28
 12/23/07 – at New England 28, Miami 7
 9/21/08 – Miami 38, at New England 13
 11/23/08 – New England 48, at Miami 28
 11/8/09 – at New England 27, Miami 17
 12/6/09 – at Miami 22, New England 21
 10/4/10 – New England 41, at Miami 14
 1/2/11 – at New England 38, Miami 7
 9/12/11 – New England 38, at Miami 24
 12/24/11 – at New England 27, Miami 24

MIAMI 6, NEW ORLEANS 4

11/15/70 – at Miami 21, New Orleans 10
 11/10/74 – Miami 21, at New Orleans 0
 9/28/80 – at Miami 21, New Orleans 16

10/2/83 – at New Orleans 17, Miami 7
 12/7/86 – Miami 31, at New Orleans 27
 11/29/92 – at New Orleans 24, Miami 13
 10/15/95 – at New Orleans 33, Miami 30
 11/29/98 – at Miami 30, New Orleans 10
 10/30/05 – Miami 21, at New Orleans 6 (at Baton Rouge, La.)
 10/25/09 – New Orleans 46, at Miami 34

N.Y. GIANTS 5, MIAMI 2

12/10/72 – Miami 23, at N.Y. Giants 13
 9/23/90 – at N.Y. Giants 20, Miami 3
 12/5/93 – N.Y. Giants 19, at Miami 14
 12/8/96 – N.Y. Giants 17, at Miami 7
 10/5/03 – Miami 23, at N.Y. Giants 10
 10/28/07 – N.Y. Giants 13, at Miami 10 (at London, England)
 10/30/11 – at N.Y. Giants 20, Miami 17

N.Y. JETS 48, MIAMI 44 (1 tie)

9/9/66 – N.Y. Jets 19, at Miami 14
 11/20/66 – at N.Y. Jets 30, Miami 13
 10/1/67 – at N.Y. Jets 29, Miami 7
 10/22/67 – N.Y. Jets 33, at Miami 14
 12/1/68 – at N.Y. Jets 35, Miami 17
 12/15/68 – N.Y. Jets 31, at Miami 7
 11/2/69 – at N.Y. Jets 34, Miami 31
 12/14/69 – N.Y. Jets 27, at Miami 9
 10/10/70 – Miami 20, at N.Y. Jets 6
 12/13/70 – at Miami 16, N.Y. Jets 10
 10/3/71 – N.Y. Jets 14, at Miami 10
 10/24/71 – Miami 30, at N.Y. Jets 14
 10/8/72 – Miami 27, at N.Y. Jets 17
 11/19/72 – at Miami 28, N.Y. Jets 24
 10/7/73 – at Miami 31, N.Y. Jets 3
 11/4/73 – Miami 24, at N.Y. Jets 14
 10/7/74 – at Miami 21, N.Y. Jets 17
 11/24/74 – at N.Y. Jets 17, Miami 14
 10/19/75 – Miami 43, at N.Y. Jets 0
 11/9/75 – at Miami 27, N.Y. Jets 7
 9/26/76 – at Miami 16, N.Y. Jets 0
 11/7/76 – Miami 27, at N.Y. Jets 7
 10/16/77 – at Miami 21, N.Y. Jets 17
 11/6/77 – Miami 14, at N.Y. Jets 10
 9/3/78 – at N.Y. Jets 33, Miami 20
 11/26/78 – N.Y. Jets 24, at Miami 13
 9/30/79 – at N.Y. Jets 33, Miami 27
 12/15/79 – N.Y. Jets 27, at Miami 24
 10/27/80 – at N.Y. Jets 17, Miami 14
 12/20/80 – N.Y. Jets 24, at Miami 17
 10/4/81 – at Miami 28, N.Y. Jets 28 (tie)
 11/22/81 – at N.Y. Jets 16, Miami 15
 9/12/82 – Miami 45, at N.Y. Jets 28
 12/18/82 – at Miami 20, N.Y. Jets 19
 1/23/83 – **at Miami 14, N.Y. Jets 0
 10/16/83 – Miami 32, at N.Y. Jets 14
 12/16/83 – at Miami 34, N.Y. Jets 14
 11/4/84 – Miami 31, at N.Y. Jets 17
 11/26/84 – at Miami 28, N.Y. Jets 17
 10/14/85 – at N.Y. Jets 23, Miami 7
 11/10/85 – at Miami 21, N.Y. Jets 17
 9/21/86 – at N.Y. Jets 51, Miami 45 (ot)
 11/24/86 – at Miami 45, N.Y. Jets 3
 10/18/87 – at N.Y. Jets 37, Miami 31 (ot)
 12/7/87 – at Miami 37, N.Y. Jets 28
 10/23/88 – N.Y. Jets 44, at Miami 30
 11/27/88 – at N.Y. Jets 38, Miami 34
 9/24/89 – N.Y. Jets 40, at Miami 33
 11/12/89 – Miami 31, at N.Y. Jets 23
 10/7/90 – at Miami 20, N.Y. Jets 16
 11/11/90 – Miami 17, at N.Y. Jets 3
 9/29/91 – at N.Y. Jets 41, Miami 23
 12/22/91 – N.Y. Jets 23, at Miami 20 (ot)

11/1/92 – at N.Y. Jets 26, Miami 14
 12/20/92 – at Miami 19, N.Y. Jets 17
 9/12/93 – N.Y. Jets 24, at Miami 14
 11/7/93 – at N.Y. Jets 27, Miami 10
 9/18/94 – at Miami 28, N.Y. Jets 14
 11/27/94 – Miami 28, at N.Y. Jets 24
 9/3/95 – at Miami 52, N.Y. Jets 14
 10/22/95 – at N.Y. Jets 17, Miami 16
 9/15/96 – at Miami 36, N.Y. Jets 27
 12/22/96 – Miami 31, at N.Y. Jets 28
 10/12/97 – Miami 31, at N.Y. Jets 20
 11/9/97 – at Miami 24, N.Y. Jets 17
 10/4/98 – at N.Y. Jets 20, Miami 9
 12/13/98 – N.Y. Jets 21, at Miami 16
 12/12/99 – at N.Y. Jets 28, Miami 20
 12/27/99 – N.Y. Jets 38, at Miami 31
 10/23/00 – at N.Y. Jets 40, Miami 37 (ot)
 11/19/00 – N.Y. Jets 20, at Miami 3
 10/14/01 – at N.Y. Jets 21, Miami 17
 11/18/01 – N.Y. Jets 24, at Miami 0
 9/22/02 – at Miami 30, N.Y. Jets 3
 11/10/02 – at N.Y. Jets 13, Miami 10
 9/14/03 – Miami 21, at N.Y. Jets 10
 12/28/03 – at Miami 23, N.Y. Jets 21
 10/3/04 – N.Y. Jets 17, at Miami 9
 11/1/04 – at N.Y. Jets 41, Miami 14
 9/18/05 – at N.Y. Jets 17, Miami 7
 12/18/05 – at Miami 24, N.Y. Jets 20
 10/15/06 – at N.Y. Jets 20, Miami 17
 12/25/06 – N.Y. Jets 13, at Miami 10
 9/23/07 – at N.Y. Jets 31, Miami 28
 12/2/07 – N.Y. Jets 40, at Miami 13
 9/7/08 – N.Y. Jets 20, at Miami 14
 12/28/08 – Miami 24, at N.Y. Jets 17
 10/12/09 – at Miami 31, N.Y. Jets 27
 11/1/09 – Miami 30, at N.Y. Jets 25
 9/26/10 – N.Y. Jets 31, at Miami 23
 12/12/10 – Miami 10, at N.Y. Jets 6
 10/17/11 – at N.Y. Jets 24, Miami 6
 1/1/12 – at Miami 19, N.Y. Jets 17

OAKLAND 19, MIAMI 15 (1 tie)

(formerly Los Angeles)

9/2/66 – Oakland 23, at Miami 14
 10/9/66 – at Oakland 21, Miami 10
 11/19/67 – at Oakland 31, Miami 17
 9/21/68 – Oakland 47, at Miami 21
 9/20/69 – at Oakland 20, Miami 17
 10/4/69 – at Miami 20, Oakland 20 (tie)
 10/3/70 – at Miami 20, Oakland 13
 12/27/70 – *at Oakland 21, Miami 14
 9/23/73 – at Oakland 12, Miami 7 (at Berkeley)
 12/30/73 – **at Miami 27, Oakland 10
 12/21/74 – *at Oakland 28, Miami 26
 9/22/75 – Oakland 31, at Miami 21
 12/10/78 – at Miami 23, Oakland 6
 10/8/79 – at Oakland 13, Miami 3
 11/2/80 – at Oakland 16, Miami 10
 11/15/81 – Oakland 33, at Miami 17
 9/19/83 – at L.A. Raiders 27, Miami 14
 12/2/84 – L.A. Raiders 45, at Miami 34
 10/19/86 – L.A. Raiders 30, at Miami 28
 10/9/88 – Miami 24, at L.A. Raiders 14
 11/19/90 – L.A. Raiders 13, at Miami 10
 12/14/92 – at Miami 20, L.A. Raiders 7
 10/16/94 – at Miami 20, L.A. Raiders 17(ot)
 12/1/96 – at Oakland 17, Miami 7
 11/30/97 – Miami 34, at Oakland 16
 12/6/98 – Miami 27, at Oakland 17
 10/31/99 – Miami 16, at Oakland 9
 1/6/01 – *at Oakland 27, Miami 0
 9/23/01 – at Miami 18, Oakland 15
 12/15/02 – at Miami 23, Oakland 17
 11/27/05 – Miami 33, at Oakland 21

9/30/07 – Oakland 35, at Miami 17
 11/16/08 – at Miami 17, Oakland 15
 11/28/10 – Miami 33, at Oakland 17
 12/4/11 – at Miami 34, Oakland 14

MIAMI 7, PHILADELPHIA 6

11/8/70 – at Philadelphia 24, Miami 17
 10/12/75 – at Miami 24, Philadelphia 16
 9/24/78 – at Philadelphia 17, Miami 3
 11/30/81 – at Miami 13, Philadelphia 10
 11/11/84 – at Miami 24, Philadelphia 23
 12/13/87 – Miami 28, at Philadelphia 10
 12/9/90 – at Miami 23, Philadelphia 20(ot)
 11/14/93 – Miami 19, at Philadelphia 14
 10/20/96 – at Philadelphia 35, Miami 28
 12/24/99 – at Miami 16, Philadelphia 13
 12/15/03 – Philadelphia 34, at Miami 27
 11/18/07 – at Philadelphia 17, Miami 7
 12/11/11 – Philadelphia 26, at Miami 10

PITTSBURGH 13, MIAMI 11

11/14/71 – at Miami 24, Pittsburgh 21
 12/31/72 – **Miami 21, at Pittsburgh 17
 12/3/73 – at Miami 30, Pittsburgh 26
 11/14/76 – at Pittsburgh 14, Miami 3
 12/30/79 – *at Pittsburgh 34, Miami 14
 11/30/80 – at Pittsburgh 23, Miami 10
 9/10/81 – at Miami 30, Pittsburgh 10
 10/7/84 – Miami 31, at Pittsburgh 7
 1/6/85 – **at Miami 45, Pittsburgh 28
 10/6/85 – at Miami 24, Pittsburgh 20
 11/1/87 – at Miami 35, Pittsburgh 24
 12/18/88 – at Pittsburgh 40, Miami 24
 11/26/89 – Pittsburgh 34, at Miami 14
 9/30/90 – Miami 28, at Pittsburgh 6
 12/13/93 – Pittsburgh 21, at Miami 20
 11/20/94 – at Pittsburgh 16, Miami 13(ot)
 9/18/95 – at Miami 23, Pittsburgh 10
 11/25/96 – Pittsburgh 24, at Miami 17
 9/20/98 – at Miami 21, Pittsburgh 0
 9/26/04 – Pittsburgh 13, at Miami 3
 9/7/06 – at Pittsburgh 28, Miami 17
 11/26/07 – at Pittsburgh 3, Miami 0
 1/3/10 – Pittsburgh 30, at Miami 24
 10/24/10 – Pittsburgh 23, at Miami 22

MIAMI 9, ST. LOUIS 2

(formerly Los Angeles)

10/31/71 – Miami 20, at Los Angeles 14
 10/3/76 – Los Angeles 31, at Miami 28
 11/9/80 – Miami 35, at Los Angeles 14
 10/30/83 – at Miami 30, L.A. Rams 14
 12/14/86 – Miami 37, at L.A. Rams 31(ot)
 9/20/92 – at Miami 26, L.A. Rams 10
 12/24/95 – Miami 41, at St. Louis 22
 10/18/98 – at Miami 14, St. Louis 0
 9/30/01 – at St. Louis 42, Miami 10
 10/24/04 – at Miami 31, St. Louis 14
 11/30/08 – Miami 16, at St. Louis 12

MIAMI 14, SAN DIEGO 14

10/2/66 – at San Diego 44, Miami 10
 11/12/67 – at San Diego 24, Miami 0
 12/10/67 – at Miami 41, San Diego 24
 11/3/68 – at San Diego 34, Miami 28
 10/11/69 – San Diego 21, at Miami 14
 10/15/72 – at Miami 24, San Diego 10
 9/29/74 – Miami 28, at San Diego 21
 10/30/77 – San Diego 14, at Miami 13
 10/15/78 – Miami 28, at San Diego 21
 11/20/80 – San Diego 27, at Miami 24 (ot)
 1/2/82 – *San Diego 41, at Miami 38 (ot)

1/16/83 – *at Miami 34, San Diego 13
 11/18/84 – at San Diego 34, Miami 28 (ot)
 9/7/86 – at San Diego 50, Miami 28
 10/16/88 – at Miami 31, San Diego 28
 12/15/91 – at San Diego 38, Miami 30
 1/10/93 – *at Miami 31, San Diego 0
 12/27/93 – at San Diego 45, Miami 20
 1/8/95 – * at San Diego 22, Miami 21
 11/5/95 – Miami 24, at San Diego 14
 12/19/99 – at Miami 12, San Diego 9
 11/12/00 – Miami 17, at San Diego 7
 11/24/02 – at Miami 30, San Diego 3
 10/27/03 – Miami 26, San Diego 10 (at Tempe, Ariz.)
 12/11/05 – Miami 23, at San Diego 21
 10/5/08 – at Miami 17, San Diego 10
 9/27/09 – at San Diego 23, Miami 13
 10/2/11 – at San Diego 26, Miami 16

MIAMI 6, SAN FRANCISCO 5

9/16/73 – at Miami 21, San Francisco 13
 9/25/77 – Miami 19, at San Francisco 15
 11/16/80 – at Miami 17, San Francisco 13
 11/6/83 – Miami 20, at San Francisco 17
 1/20/85 – ***San Francisco 38, Miami 16
 9/28/86 – San Francisco 31, at Miami 16
 12/6/92 – at San Francisco 27, Miami 3
 11/20/95 – San Francisco 44, at Miami 20
 12/16/01 – at San Francisco 21, Miami 0
 11/28/04 – Miami 24, at San Francisco 17
 12/14/08 – at Miami 14, San Francisco 9

MIAMI 9, SEATTLE 4

10/23/77 – at Miami 31, Seattle 13
 9/9/79 – at Miami 19, Seattle 10
 12/31/83 – *Seattle 27, at Miami 20
 12/29/84 – *at Miami 31, Seattle 10
 10/4/87 – at Seattle 24, Miami 20
 12/16/90 – at Miami 24, Seattle 17
 9/27/92 – Miami 19, at Seattle 17
 10/6/96 – Seattle 22, at Miami 15
 1/9/00 – *Miami 20, at Seattle 17
 9/3/00 – at Miami 23, Seattle 0
 10/28/01 – Miami 24, at Seattle 20
 11/21/04 – at Seattle 24, Miami 17
 11/9/08 – at Miami 21, Seattle 19

MIAMI 5, TAMPA BAY 4

10/24/76 – Miami 23, at Tampa Bay 20
 11/29/82 – at Tampa Bay 23, Miami 17
 10/20/85 – at Miami 41, Tampa Bay 38
 10/30/88 – Miami 17, at Tampa Bay 14
 12/1/91 – at Miami 33, Tampa Bay 14
 9/21/97 – at Tampa Bay 31, Miami 21
 12/10/00 – Tampa Bay 16, at Miami 13
 10/16/05 – at Tampa Bay 27, Miami 13
 11/15/09 – at Miami 25, Tampa Bay 23

MIAMI 18, TENNESSEE 15

(formerly Houston)

10/23/66 – Miami 20, at Houston 13
 12/18/66 – at Miami 29, Houston 28
 12/3/67 – at Houston 17, Miami 14
 12/23/67 – Houston 41, at Miami 10
 9/14/68 – Houston 24, at Miami 10
 10/6/68 – Miami 24, at Houston 7
 9/28/69 – at Houston 22, Miami 10
 11/23/69 – Houston 32, at Miami 7
 9/27/70 – Miami 20, at Houston 10
 9/24/72 – at Miami 34, Houston 13
 11/16/75 – at Houston 20, Miami 19
 10/2/77 – at Miami 27, Houston 7
 11/20/78 – at Houston 35, Miami 30
 12/24/78 – *Houston 17, at Miami 9
 11/5/79 – Houston 9, at Miami 6
 9/20/81 – Miami 16, at Houston 10
 12/4/83 – Miami 24, at Houston 17
 10/14/84 – at Miami 28, Houston 10
 9/8/85 – at Houston 26, Miami 23
 11/2/86 – at Miami 28, Houston 7
 10/1/89 – at Houston 39, Miami 7
 10/20/91 – Houston 17, at Miami 13
 11/22/92 – at Miami 19, Houston 16
 11/17/96 – Miami 23, at Houston 20
 9/7/97 – at Miami 16, Tennessee 13 (ot)
 11/7/99 – at Miami 17, Tennessee 0
 9/9/01 – Miami 31, at Tennessee 23
 11/9/03 – at Tennessee 31, Miami 7
 9/11/04# – Tennessee 17, at Miami 7
 12/24/05 – at Miami 24, Tennessee 10
 9/24/06 – at Miami 13, Tennessee 10
 12/20/09 – at Tennessee 27, Miami 24 (ot)
 11/14/10 – at Miami 29, Tennessee 17

MIAMI 8, WASHINGTON 5

1/14/73 – *** Miami 14, Washington 7
 10/13/74 – at Washington 20, Miami 17
 12/3/78 – Miami 16, at Washington 0
 10/18/81 – at Miami 13, Washington 10
 1/30/83 – *** Washington 27, Miami 17
 9/2/84 – Miami 35, at Washington 17
 12/20/87 – at Miami 23, Washington 21
 12/2/90 – at Washington 42, Miami 20
 10/4/93 – at Miami 17, Washington 10
 1/2/00 – at Washington 21, Miami 10
 11/23/03 – at Miami 24, Washington 23
 9/9/07 – at Washington 16, Miami 13(ot)
 11/13/11 – at Miami 20, Washington 9

* AFC Playoff ** AFC Championship
 ***Super Bowl

\$ - Game originally scheduled for 9/7/92
 @ - Game originally scheduled for 10/26/97
 # - Game originally scheduled for 9/12/04
 % - Game originally scheduled for 10/23/05

ALL-TIME DOLPHINS WON-LOST RECORDS

(includes post-season games)

| OPPONENT | W | L | T | PCT. | PTS. | OPP. | LAST MTG. |
|-----------------------|------------|------------|----------|-------------|---------------|---------------|-----------|
| Arizona | 8 | 2 | 0 | .800 | 279 | 153 | 2008 |
| Atlanta | 7 | 4 | 0 | .636 | 223 | 200 | 2009 |
| Baltimore | 5 | 5 | 0 | .500 | 158 | 178 | 2010 |
| Buffalo | 56 | 39 | 1 | .589 | 2095 | 1841 | 2011 |
| Carolina | 4 | 0 | 0 | 1.000 | 87 | 56 | 2009 |
| Chicago | 7 | 4 | 0 | .636 | 277 | 194 | 2010 |
| Cincinnati | 14 | 5 | 0 | .737 | 457 | 326 | 2010 |
| Cleveland | 9 | 8 | 0 | .529 | 313 | 336 | 2011 |
| Dallas | 7 | 6 | 0 | .538 | 237 | 265 | 2011 |
| Denver | 11 | 5 | 1 | .676 | 370 | 316 | 2011 |
| Detroit..... | 7 | 3 | 0 | .700 | 282 | 188 | 2010 |
| Green Bay | 10 | 3 | 0 | .769 | 309 | 229 | 2010 |
| Houston | 0 | 6 | 0 | .000 | 115 | 139 | 2011 |
| Indianapolis | 46 | 24 | 0 | .657 | 1585 | 1184 | 2009 |
| Jacksonville | 2 | 3 | 0 | .333 | 76 | 134 | 2009 |
| Kansas City | 16 | 12 | 0 | .571 | 557 | 561 | 2011 |
| Minnesota | 7 | 4 | 0 | .636 | 217 | 184 | 2010 |
| New England | 50 | 43 | 0 | .538 | 2031 | 1932 | 2011 |
| New Orleans | 6 | 4 | 0 | .600 | 229 | 189 | 2009 |
| New York Giants | 2 | 5 | 0 | .286 | 97 | 112 | 2011 |
| New York Jets | 44 | 48 | 1 | .478 | 2036 | 1993 | 2011 |
| Oakland | 15 | 19 | 1 | .443 | 676 | 718 | 2011 |
| Philadelphia | 7 | 6 | 0 | .538 | 239 | 259 | 2011 |
| Pittsburgh | 11 | 13 | 0 | .458 | 493 | 472 | 2010 |
| St. Louis | 9 | 2 | 0 | .818 | 288 | 204 | 2008 |
| San Diego..... | 14 | 14 | 0 | .500 | 649 | 634 | 2011 |
| San Francisco | 6 | 5 | 0 | .545 | 170 | 245 | 2008 |
| Seattle | 9 | 4 | 0 | .692 | 284 | 220 | 2008 |
| Tampa Bay | 5 | 4 | 0 | .556 | 203 | 206 | 2009 |
| Tennessee | 18 | 15 | 0 | .545 | 618 | 605 | 2010 |
| Washington..... | 8 | 5 | 0 | .615 | 239 | 223 | 2011 |
| TOTALS | 420 | 320 | 4 | .568 | 15,889 | 14,496 | |

MIAMI IN PRESEASON

| OPPONENT | W | L | T | PCT. | PTS. | OPP. | LAST MTG. |
|---------------------|----|----|---|-------|------|------|-----------|
| Arizona | 1 | 0 | 0 | 1.000 | 28 | 7 | 1978 |
| Atlanta | 5 | 6 | 0 | .455 | 203 | 233 | 2011 |
| Buffalo | 3 | 0 | 1 | .875 | 99 | 72 | 1987 |
| Carolina | 2 | 1 | 0 | .667 | 57 | 46 | 2011 |
| Chicago | 4 | 8 | 1 | .346 | 206 | 203 | 2005 |
| Cincinnati | 4 | 3 | 0 | .571 | 120 | 117 | 1975 |
| Cleveland | 0 | 1 | 0 | .000 | 10 | 17 | 1986 |
| Dallas | 2 | 4 | 0 | .333 | 126 | 117 | 2011 |
| Denver | 6 | 5 | 0 | .545 | 240 | 222 | 1997 |
| Detroit..... | 6 | 1 | 0 | .857 | 180 | 134 | 1999 |
| Green Bay | 4 | 5 | 0 | .444 | 139 | 141 | 2001 |
| Houston | 1 | 0 | 0 | 1.000 | 24 | 3 | 2002 |
| Indianapolis | 2 | 2 | 0 | .500 | 67 | 61 | 1984 |
| Jacksonville | 5 | 4 | 0 | .556 | 179 | 180 | 2010 |
| Kansas City | 3 | 1 | 1 | .700 | 84 | 67 | 2008 |
| Minnesota | 8 | 12 | 0 | .400 | 317 | 391 | 2001 |
| New England | 1 | 1 | 0 | .500 | 30 | 19 | 1969 |
| New Orleans | 13 | 7 | 0 | .650 | 350 | 291 | 2009 |
| N.Y. Giants | 6 | 0 | 0 | 1.000 | 141 | 86 | 1994 |
| N.Y. Jets | 0 | 1 | 0 | .000 | 14 | 31 | 1966 |
| Oakland | 3 | 0 | 0 | 1.000 | 71 | 57 | 1991 |
| Philadelphia | 5 | 4 | 0 | .556 | 153 | 128 | 1990 |
| Pittsburgh | 2 | 2 | 0 | .500 | 53 | 54 | 2005 |
| St. Louis | 2 | 2 | 0 | .500 | 69 | 71 | 2006 |
| San Diego..... | 1 | 3 | 0 | .250 | 62 | 91 | 2001 |
| San Francisco | 3 | 0 | 1 | .875 | 82 | 65 | 1998 |

| OPPONENT | W | L | T | PCT. | PTS. | OPP. | LAST MTG. |
|---------------------|------------|-----------|----------|-------------|--------------|--------------|--------------|
| Seattle | 1 | 0 | 0 | 1.000 | 24 | 7 | 1980 |
| Tampa Bay | 16 | 10 | 0 | .615 | 420 | 381 | 2011 |
| Tennessee | 1 | 1 | 0 | .500 | 20 | 32 | 1989 |
| Washington | 9 | 5 | 0 | .643 | 307 | 238 | 2004 |
| TOTALS | 119 | 89 | 4 | .571 | 3,875 | 3,562 | |

2011 DOLPHINS PRESEASON STATISTICS

PRESEASON RESULTS (3-1)

| DATE | OPPONENT | SCORE | W/L | ATTENDANCE |
|----------|--------------|-------|-----|------------|
| Aug. 12 | at Atlanta | 28-23 | W | 67,038 |
| AUG. 19 | CAROLINA | 20-10 | W | 54,157 |
| Aug. 27 | at Tampa Bay | 13-17 | L | 44,732 |
| SEPT. 01 | DALLAS | 17- 3 | W | 40,727 |

TEAM STATISTICS

| | DOLPHINS | OPPONENTS |
|--------------------------|----------|-----------|
| TOTAL FIRST DOWNS | 64 | 76 |
| Rushing | 22 | 22 |
| Passing | 34 | 47 |
| Penalty | 5 | 4 |
| 3rd Down: Made/Att. | 16/48 | 18/56 |
| 3rd Down Pct. | 33.3 | 32.1 |
| 4th Down: Made/Att. | 3/6 | 1/2 |
| 4th Down Pct. | 50.0 | 50.0 |
| POSSESSION AVG. | 28:56 | 31:04 |
| TOTAL NET YARDS | 1203 | 1288 |
| Avg. Per Game | 300.8 | 322.0 |
| Total Plays | 230 | 255 |
| Avg. Per Play | 5.2 | 5.1 |
| NET YARDS RUSHING | 355 | 365 |
| Avg. Per Game | 88.8 | 91.3 |
| Total Rushes | 116 | 97 |
| NET YARDS PASSING | 848 | 923 |
| Avg. Per Game | 212.0 | 230.8 |
| Sacked/Yards Lost | 8/56 | 8/43 |
| Gross Yards | 904 | 966 |
| Att./Completions | 106/66 | 150/87 |
| Completion Pct. | 62.3 | 58.0 |
| Had Intercepted | 3 | 3 |
| PUNTS/AVERAGE | 19/51.6 | 25/44.8 |
| NET PUNTING AVG. | 19/41.2 | 25/36.3 |
| PENALTIES/YARDS | 27/196 | 31/251 |
| FUMBLES/BALL LOST | 3/2 | 1/1 |
| TOUCHDOWNS | 9 | 5 |
| Rushing | 3 | 3 |
| Passing | 5 | 2 |
| Returns | 1 | 0 |

| Score By Quarters | 1 | 2 | 3 | 4 | OT | Total |
|-------------------|----|----|----|----|----|-------|
| DOLPHINS | 21 | 27 | 17 | 13 | 0 | 78 |
| OPPONENTS | 17 | 13 | 3 | 20 | 0 | 53 |

RUSHING

| | NO. | YDS. | AVG. | LG | TD |
|---------------|-----|------|------|-----|----|
| Thomas | 31 | 109 | 3.5 | 11 | 1 |
| Bush | 13 | 47 | 3.6 | 17 | 0 |
| Johnson | 12 | 46 | 3.8 | 22t | 1 |
| Sheets | 17 | 43 | 2.5 | 8 | 0 |

| | | | | | |
|------------------------|------------|------------|------------|------------|----------|
| Grigsby | 18 | 38 | 2.1 | 8 | 0 |
| Henne | 5 | 30 | 6.0 | 17 | 0 |
| Hilliard | 8 | 28 | 3.5 | 8 | 1 |
| O'Connell | 4 | 7 | 1.8 | 7 | 0 |
| Mat. Moore | 5 | 5 | 1.0 | 6 | 0 |
| Gates | 2 | 2 | 1.0 | 5 | 0 |
| Polite | 1 | 0 | 0.0 | 0 | 0 |
| DOLPHINS | 116 | 355 | 3.1 | 22t | 3 |
| OPPONENTS | 97 | 365 | 3.8 | 17 | 3 |

PASSING

| | ATT. | COMP. | YDS. | PCT. | TD | INT. | LG | SACK/ LOST | RATING |
|----------------------|------------|-----------|------------|-------------|----------|----------|------------|---------------|-------------|
| Mat. Moore | 55 | 34 | 428 | 61.8 | 3 | 1 | 42 | 3/30 | 96.6 |
| Henne | 45 | 29 | 446 | 64.4 | 2 | 2 | 60t | 3/24 | 93.4 |
| Devlin | 5 | 3 | 30 | 60.0 | 0 | 0 | 16 | 2/2 | 77.1 |
| O'Connell..... | 1 | 0 | 0 | 0.0 | 0 | 0 | 0 | 0/0 | 39.6 |
| DOLPHINS | 106 | 66 | 904 | 62.3 | 5 | 3 | 60t | 8/56 | 93.4 |
| OPPONENTS | 150 | 87 | 966 | 58.0 | 2 | 3 | 52 | 8/43 | 73.4 |

RECEIVING

| | NO. | YDS. | AVG. | LG | TD |
|-----------------------|-----------|------------|-------------|------------|----------|
| Bess..... | 9 | 76 | 8.4 | 17 | 0 |
| Marshall | 7 | 136 | 19.4 | 60t | 1 |
| Mar. Moore | 6 | 102 | 17.0 | 25 | 0 |
| Fasano..... | 5 | 92 | 18.4 | 38 | 0 |
| Gates | 5 | 80 | 16.0 | 42 | 1 |
| Wallace | 5 | 74 | 14.8 | 28t | 1 |
| Hartline | 4 | 92 | 23.0 | 44t | 1 |
| Bush | 4 | 56 | 14.0 | 17 | 0 |
| Thomas | 3 | 51 | 17.0 | 25 | 0 |
| Mastrud | 3 | 34 | 11.3 | 18t | 1 |
| Grigsby | 3 | 22 | 7.3 | 9 | 0 |
| Epps | 2 | 35 | 17.5 | 18 | 0 |
| Clay | 2 | 12 | 6.0 | 9 | 0 |
| Sheets | 2 | 5 | 2.5 | 3 | 0 |
| Shuler | 2 | 2 | 1.0 | 2 | 0 |
| Livas | 1 | 16 | 16.0 | 16 | 0 |
| Brackett..... | 1 | 7 | 7.0 | 7 | 0 |
| Carter..... | 1 | 6 | 6.0 | 6 | 0 |
| Johnson..... | 1 | 6 | 6.0 | 6 | 0 |
| DOLPHINS..... | 66 | 904 | 13.7 | 60t | 5 |
| OPPONENTS..... | 87 | 966 | 11.1 | 52 | 2 |

INTERCEPTIONS

| | NO. | YDS. | AVG. | LG | TD |
|-----------------------|----------|-----------|------------|-----------|----------|
| Sapp..... | 1 | 17 | 17.0 | 17 | 0 |
| Culver | 1 | 0 | 0.0 | 0 | 0 |
| Agnew | 1 | -1 | -1.0 | -1 | 0 |
| TEAM | 3 | 16 | 5.3 | 17 | 0 |
| OPPONENTS..... | 3 | 13 | 4.3 | 9 | 0 |

PUNTING

| | NO. | YDS. | AVG. | NET | TB | IN 20 | LG | BLK |
|-----------------------|-----------|-------------|-------------|-------------|----------|----------|-----------|----------|
| Fields..... | 19 | 981 | 51.6 | 41.2 | 1 | 8 | 69 | 0 |
| DOLPHINS..... | 19 | 981 | 51.6 | 41.2 | 1 | 8 | 69 | 0 |
| OPPONENTS..... | 25 | 1121 | 44.8 | 36.3 | 3 | 5 | 63 | 0 |

PUNT RETURNS

| | RET. | FC | YDS. | AVG. | LG | TD |
|-------------|------|----|------|------|-----|----|
| Livas | 11 | 4 | 141 | 12.8 | 75t | 1 |

| | | | | | | |
|-----------------------|-----------|----------|------------|-------------|------------|----------|
| Gates | 2 | 0 | 12 | 6.0 | 10 | 0 |
| DOLPHINS..... | 13 | 4 | 153 | 11.8 | 75t | 1 |
| OPPONENTS..... | 11 | 4 | 178 | 16.2 | 44 | 0 |

KICKOFF RETURNS

| | NO. | YDS. | AVG. | LG | TD |
|------------------------|------------|-------------|-------------|-----------|-----------|
| Livas | 5 | 121 | 24.2 | 32 | 0 |
| Gates | 3 | 63 | 21.0 | 25 | 0 |
| Sheets | 1 | 17 | 17.0 | 17 | 0 |
| DOLPHINS..... | 9 | 201 | 22.3 | 32 | 0 |
| OPPONENTS | 14 | 302 | 21.6 | 36 | 0 |

FIELD GOALS

| | 1-19 | 20-29 | 30-39 | 40-49 | 50+ | TOTALS |
|-----------------------|-------------|--------------|--------------|--------------|------------|---------------|
| Carpenter..... | 0/0 | 1/1 | 1/1 | 2/2 | 1/2 | 5/6 |
| DOLPHINS..... | 0/0 | 1/1 | 1/1 | 2/2 | 1/2 | 5/6 |
| OPPONENTS..... | 0/0 | 4/4 | 2/3 | 0/1 | 0/1 | 6/9 |

SCORING

| | TDR | TDP | TDRt | PAT | FG | S | 2-PT | TP |
|-----------------------|------------|------------|-------------|------------|------------|----------|-------------|-----------|
| Carpenter..... | 0 | 0 | 0 | 9/9 | 5/6 | 0 | 0 | 24 |
| Gates | 0 | 1 | 0 | | | 0 | 0 | 6 |
| Hartline | 0 | 1 | 0 | | | 0 | 0 | 6 |
| Hilliard | 1 | 0 | 0 | | | 0 | 0 | 6 |
| Johnson | 1 | 0 | 0 | | | 0 | 0 | 6 |
| Livas | 0 | 0 | 1 | | | 0 | 0 | 6 |
| Marshall | 0 | 1 | 0 | | | 0 | 0 | 6 |
| Mastrud | 0 | 1 | 0 | | | 0 | 0 | 6 |
| Thomas | 1 | 0 | 0 | | | 0 | 0 | 6 |
| Wallace | 0 | 1 | 0 | | | 0 | 0 | 6 |
| DOLPHINS..... | 3 | 5 | 1 | 9/9 | 5/6 | 0 | 0 | 78 |
| OPPONENTS..... | 3 | 2 | 0 | 5/5 | 6/9 | 0 | 0 | 53 |

TWO-POINT CONVERSIONS

DOLPHINS 0-0, OPPONENTS 0-0

SACKS

R. Baker 2, Trusnik 2, Edds 1, Rose 1, Spears 1, Wilson 1

DOLPHINS 8.0, OPPONENTS 8.0



1972 DOLPHINS ONE OF FOUR TO BOAST PAIR OF 1,000-YARD RUSHERS

The 1972 Miami Dolphins led the NFL by averaging an astounding 211.4 yards rushing per game that year. They were led by running backs Larry Csonka and Mercury Morris, who rushed for 1,117 and 1,000 yards, respectively. The '72 Dolphins are one of only four teams in NFL history to have two 1,000-yard rushers in the same season. They are joined by the 1976 Pittsburgh Steelers (Franco Harris – 1,128; Rocky Bleier – 1,036), the 1985 Cleveland Browns (Kevin Mack – 1,104; Earnest Byner – 1,002) and the 2006 Atlanta Falcons (Warrick Dunn – 1,140; Michael Vick – 1,039).

2011 PRESEASON DEFENSIVE STATISTICS

| PLAYER | TOTAL TACK. | SOLO | ASST. | SACKS/ YDS | INT./ YARDS | PASS DEF. | FUM. FOR. | FUM. REC. |
|---------------|----------------|------|-------|---------------|----------------|--------------|--------------|--------------|
| Edds | 16 | 15 | 1 | 1/7 | | 1 | | |
| Carroll | 13 | 9 | 4 | | | 1 | | |
| Alama-Francis | 12 | 11 | 1 | | | | | |
| Jones | 11 | 8 | 3 | | | | | |
| Burnett | 10 | 9 | 1 | | | 2 | | |
| Clemons | 10 | 8 | 2 | | | 2 | | |
| Baker, R. | 9 | 9 | 0 | 2/11 | | 1 | | |
| Dansby | 9 | 9 | 0 | | | | | |
| Mitchell | 8 | 6 | 2 | | | | | |
| Wilson | 7 | 7 | 0 | 1/8 | | | 1 | |
| Trusnik | 7 | 6 | 1 | 2/2 | | | | |
| Bell | 6 | 5 | 1 | | | | | |
| Culver | 6 | 5 | 1 | | 1/0 | 1 | | |
| Spitler | 6 | 5 | 1 | | | | | 1 |
| Davis | 5 | 5 | 0 | | | 1 | | |
| Allen | 5 | 4 | 1 | | | 1 | | |
| Merling | 4 | 4 | 0 | | | | | |
| Nixon | 4 | 4 | 0 | | | | | |
| McDaniel | 4 | 3 | 1 | | | 1 | | |
| Ness | 4 | 3 | 1 | | | 1 | | |
| Restelli | 4 | 3 | 1 | | | 2 | | |
| Alexander | 4 | 2 | 2 | | | | | |
| Agnew | 3 | 3 | 0 | | 1/(-1) | 1 | | |
| Odrick | 3 | 3 | 0 | | | 1 | | |
| Rivera | 3 | 3 | 0 | | | | | |
| Fields | 3 | 2 | 1 | | | | | |
| Gerard | 2 | 2 | 0 | | | | | |
| Kearse | 2 | 2 | 0 | | | | | |
| Langford | 2 | 2 | 0 | | | | | |
| Misi | 2 | 2 | 0 | | | 1 | | |
| Smith | 2 | 2 | 0 | | | | | |
| Spears | 2 | 2 | 0 | 1/9 | | 1 | | |
| Rose | 2 | 1 | 1 | 1/6 | | | | |
| Perez | 1 | 1 | 0 | | | | | |
| Sapp | 1 | 1 | 0 | | 1/17 | 2 | | |
| Taylor | 1 | 1 | 0 | | | | | |
| Wake | 1 | 1 | 0 | | | | | |
| Freeny | 1 | 0 | 1 | | | | | |

2011 PRESEASON SPECIAL TEAMS STATISTICS

| PLAYER | TOTAL TACK. | SOLO | ASST. | FUM. FOR. | FUM. REC. | BLOCKED FG | BLOCKED PATs | BLOCKED PUNTS |
|-----------|-------------|------|-------|-----------|-----------|------------|--------------|---------------|
| Grigsby | 4 | 4 | 0 | | | | | |
| Ness | 3 | 3 | 0 | | | | | |
| Trusnik | 3 | 3 | 0 | | | | | |
| Carroll | 2 | 2 | 0 | | | | | |
| Epps | 2 | 2 | 0 | | | | | |
| Hilliard | 2 | 2 | 0 | | | | | |
| Edds | 2 | 1 | 1 | | | | | |
| Carpenter | 1 | 1 | 0 | | | | | |
| Clemons | 1 | 1 | 0 | | | | | |
| Freeny | 1 | 1 | 0 | | | | | |
| Jones | 1 | 1 | 0 | | | | | |
| Moore | 1 | 1 | 0 | | | | | |
| Restelli | 1 | 1 | 0 | | | | | |
| Spitler | 1 | 1 | 0 | | | | | |
| Wilson | 1 | 1 | 0 | | | | | |

2011 PRESEASON GAME SUMMARIES

PRESEASON GAME 1

DOLPHINS 28, FALCONS 23
August 12, 2011

Georgia Dome
Atlanta, GA

There was only one true bottom line to the preseason opener between the Miami Dolphins and the Atlanta Falcons – football was being played following the NFL lockout during the offseason. In the end the final score didn't really matter, but the Dolphins did pull out a 28-23 victory after falling behind 17-0 in the first quarter. Quarterbacks Chad Henne and Matt Moore each connected on long touchdown passes, Henne to Brian Hartline for 44 yards and Moore to Roberto Wallace for 28 yards. Wallace had a big first half, catching three passes for 60 yards. Miami recovered from those early miscues on offense and two productive scoring drives led by Falcons quarterback Matt Ryan to turn the tables a bit, especially on defense. Cornerback Benny Sapp killed one Atlanta drive with a diving interception and rookie cornerback Jimmy Wilson set up Moore's touchdown pass to Wallace with a sack and strip of John Parker Wilson. Linebacker Austin Spitler recovered the fumble. Spitler and Wilson highlighted a second team defensive unit that really stepped it up with a slew of players out to prove something, including linebacker A.J. Edds and defensive end Jared Odrick, who were both returning from injuries that cost them the bulk of their rookie campaigns. Moore delivered again in the third quarter after Miami's third team defense forced the Falcons to settle for yet another short Matt Bryant field goal. He put together a 13-play, 65-yard scoring drive, converting a pivotal 4th-and-7 to keep the drive alive. Rookie Clyde Gates was on the receiving end of that 17-yard strike and then made it count a few plays later with a 6-yard touchdown reception in the back of the end zone, giving Miami a 21-20 lead headed into the fourth quarter. Moore finished 11-of-18 for 123 yards, two touchdowns and one interception on the night. Undrafted rookie Phillip Livas, brought a smile to the face of Sparano and special teams coordinator Darren Rizzi moments later. The speedy but diminutive Livas broke free on a 75-yard punt return for a touchdown, keeping his balance after Falcons punter Ken Parrish tried to trip him up once he got past midfield. The 5-foot-7, 179-pound Livas dove into the end zone for the score that put Miami ahead 28-20. Miami's defense stiffened one more time late in the fourth quarter with the Falcons driving for the tying touchdown and forced them to settle for a 33-yard field goal by Bryant. Vincent Agnew's interception with 50 seconds remaining secured the win.

| | | | | | | |
|----------------|-----------|-----------|----------|----------|----------|-----------|
| MIAMI | 0 | 14 | 7 | 7 | – | 28 |
| ATLANTA | 17 | 0 | 3 | 3 | – | 23 |

| TEAM | SCORE | DRIVE | | QTR | CLOCK | | SCORE | |
|------|--|--------------------|--|-----|-------|------|-------|--|
| | | (Plays/Yards/Time) | | | TIME | VIS. | HOME | |
| ATL | Turner 2 run (Bryant kick) | 6/56/2:41 | | 1 | 11:06 | 0 | 7 | |
| ATL | Douglas 20 pass from Ryan (Bryant kick) | 10/83/5:51 | | 1 | 3:41 | 0 | 14 | |
| ATL | Bryant 27 field goal | 6/24/2:05 | | 1 | 1:17 | 0 | 17 | |
| MIA | Hartline 44 pass from Henne (Carpenter kick) | 7/82/3:13 | | 2 | 13:04 | 7 | 17 | |
| MIA | Wallace 28 pass from Moore (Carpenter kick) | 1/28/0:05 | | 2 | 0:08 | 14 | 17 | |
| ATL | Bryant 24 field goal | 13/70/6:10 | | 3 | 6:54 | 14 | 20 | |

| | | | | | | |
|-----|--|------------|---|-------|----|----|
| MIA | Gates 6 pass from Moore (Carpenter kick) | 13/65/6:54 | 3 | 0:00 | 21 | 20 |
| MIA | Livas 75 punt return (Carpenter kick) | | 4 | 10:25 | 28 | 20 |
| ATL | Bryant 33 field goal | 5/21/2:20 | 4 | 3:37 | 28 | 23 |

ATT. – 59,108

| | MIAMI | ATLANTA |
|--|------------|------------|
| First Downs/Total-Rush-Pass-Penalty | 13/5-8-0 | 21/8-11-2 |
| Third Down Efficiency | 5-13/38 | 4-14/29 |
| Total Yards-Plays-Average | 261-57-4.6 | 334-72-4.6 |
| Rushes-Yards-Average | 63-27-2.3 | 104-26-4.0 |
| Net Yards Passing-Sacked-Yards Lost | 198-2-2 | 230-3-16 |
| Passes Attempted-Completed-Intercepted | 28-15-3 | 43-24-2 |
| Punts/Number-Average | 6-54.2 | 6-51.2 |
| Penalties/Number-Yards | 8-60 | 4-25 |
| Fumbles/Number-Lost | 0-0 | 1-1 |
| Time of Possession | 26:30 | 33:30 |

INDIVIDUAL STATISTICS

RUSHING: Miami – Grigsby 7-22; Sheets 9-18; Henne 1-10; Moore 2-7; Thomas 4-5; Hilliard 2-3; O'Connell 2(-2).

Atlanta – Snelling 6-27; Turner 4-21, 1 TD; Wilson 3-17; Rodgers 5-16; Jones 1-12; Smith 3-10; Johnson 4-1.

PASSING: Miami – Matt Moore 18-11, 123 yards, 2 TD, 1 INT; Henne 8-14, 77 yards, 1 TD, 2 INT; Devlin 2-0, 0 yards.

Atlanta – Wilson 19-12, 111 yards, 1 INT; Froman 13-6, 45 yards, 1 INT; Ryan 10-6, 90 yards, 1 TD; Redman 1-0, 0 yards.

RECEIVING: Miami – Wallace 3-60, 1 TD; Gates 2-23, 1 TD; Marlon Moore 2-14; Bess 2-8; Sheets 2-5; Hartline 1-44 1TD; Thomas 1-25; Epps 1-17; Mastrud 1-4.

Atlanta – Douglas 3-47, 1 TD; Weems 3-26; Palmer 3-10; Winterswyk 3-9; Jones 2-43; Harvey 2-35; Strickland 2-13; Meier 1-18; Smith 1-16; Cone 1-14; Snelling 1-8; Beaumont 1-5; Peelle 1-2.

INTERCEPTIONS: Miami – Sapp 1-17; Agnew 1(-1).

Atlanta – Bush 1-9; Grimes 1-5; Abraham 1(-8).

OPPONENTS FUMBLE RECOVERIES: Miami – Spittler 1.

Atlanta – None.

SACKS: Miami – Edds 1, Trusnik 1, Wilson 1.

Atlanta – Matthews 1, Stephens 1.

MISSSED FIELD GOALS: Miami – Carpenter 50WL.

Atlanta – None

PRESEASON GAME 2

DOLPHINS 20, PANTHERS 10

August 19, 2011

Sun Life Stadium

Miami Gardens, FL

Quarterback Chad Henne was the triggerman behind an unpredictable unit that had Carolina's defense on its heels throughout the first half. Henne engineered three scoring drives, each one with a different look as the Dolphins took a 17-0 lead into the locker room. He completed 15-of-24 passes for 194 yards and even scrambled twice for 20 yards, displaying confidence, poise and a strong and accurate arm. Of course the debut of Reggie Bush was as advertised as he rushed eight times for 48 yards, an average of 6.0 yards per carry. He also caught two passes for 33 yards and put on some electrifying moves on both his 17-yard reception that set up the first touchdown and his 17-yard run earlier on the same drive for a first down. Running back Lex Hilliard finished off the first touchdown drive with a 1-yard dive into the end zone on fourth down. That drive covered 80 yards on 12 plays in 6:41, and Henne followed that up with a 13-play, 54-yard drive resulting in Dan Carpenter's 39-yard field goal, and Bush also displayed some power running between the tackles. Perhaps the most entertaining play of the evening, considering who was starting at quarterback for the Panthers, was Henne's 17-yard scramble late in the first half. He didn't hesitate to pull the ball down, and one play later rookie running back Daniel Thomas carried the ball over from the 4 for a touchdown. Henne also completed a 38-yard pass to tight end Anthony Fasano on the first play of the drive, throwing it on the run and had a couple of other scrambles called back due to penalties. Meanwhile, Miami's defense picked up where it left off in 2010, pitching a shutout through three quarters. New linebacker Kevin Burnett was everywhere, breaking up passes and stuffing the run, while Cameron Wake and Jason Taylor did their fair share of harassing Newton. Both starting quarterbacks took a seat in the second half and former Panthers quarterback Matt Moore had some early success against his old team. After Carolina was forced to punt for the sixth time, he drove the Dolphins 29 yards on eight plays to set up Carpenter's 44-yard field goal that increased the lead to 20-0. Unfortunately for Moore, his first possession of the fourth quarter did not go quite as well as he was sacked and stripped of the ball at his own 15. Four plays later the Panthers made him pay as Tyrell Sutton capped off the 15-yard scoring drive with a 2-yard touchdown run that cut the deficit in half at 20-10. Moore bounced back with an 18-yard completion to tight end Dedric Epps on the next drive to get the Dolphins across midfield and then let Hilliard, Sheets, rookie running back Nic Grigsby and the ground game pound away and work on the clock. A perfectly placed 31-yard punt by Fields that was downed at the Carolina 6 sealed the deal for the Dolphins as the defense forced another three-and-out with 2:23 remaining.

| | | | | | | |
|-----------------|----------|-----------|----------|-----------|----------|-----------|
| CAROLINA | 0 | 0 | 0 | 10 | - | 10 |
| MIAMI | 7 | 10 | 3 | 0 | - | 20 |

| TEAM | SCORE | DRIVE | QTR | CLOCK | | SCORE | |
|------|---------------------------------|--------------------|-----|-------|------|-------|--|
| | | (Plays/Yards/Time) | | TIME | VIS. | HOME | |
| MIA | Hilliard 1 run (Carpenter kick) | 12/80/6:41 | 1 | 0:58 | 0 | 7 | |
| MIA | Carpenter 39 field goal | 13/54/4:51 | 2 | 2:57 | 0 | 10 | |
| MIA | Thomas 4 run (Carpenter kick) | 4/63/0:50 | 2 | 1:13 | 0 | 17 | |
| MIA | Carpenter 44 run | 8/29/3:54 | 3 | 9:37 | 0 | 20 | |
| CAR | Kunalic 38 field goal | 13/61/7:13 | 4 | 11:05 | 3 | 20 | |
| CAR | Sutton 4 run (Kunalic kick) | 4/15/1:25 | 4 | 7:07 | 10 | 20 | |

ATT. – 54,157

| | CAROLINA | MIAMI |
|--|------------|------------|
| First Downs/Total-Rush-Pass-Penalty | 10/4-6-0 | 25/12-11-2 |
| Third Down Efficiency | 3-12/25 | 6-13/46 |
| Total Yards-Plays-Average | 199-48-4.1 | 417-78-5.3 |
| Rushes-Yards-Average | 68-18-3.8 | 164-43-3.8 |
| Net Yards Passing-Sacked-Yards Lost | 131-1-4 | 253-1-14 |
| Passes Attempted-Completed-Intercepted | 29-16-0 | 34-21-0 |
| Punts/Number-Average | 7-45.1 | 3-35.0 |
| Penalties/Number-Yards | 7-66 | 6-45 |
| Fumbles/Number-Lost | 0-0 | 1-1 |
| Time of Possession | 22:11 | 37:49 |

INDIVIDUAL STATISTICS

RUSHING: Carolina – Vaughan 5-21; Sutton 5-19, 1 TD; Newton 4-18; Williams 3-6; Clausen 1-4.
Miami – Thomas 12-52, 1 TD; Bush 8-48; Sheets 8-25; Hilliard 8-25, 1 TD; Henne 2-20; Grigsby 3-(-1); Moore 3-(-2); Gates 1-(-3).

PASSING: Carolina – Clausen 15-9, 69 yards; Newton 14-7, 66 yards.
Miami – Henne 24-15, 194 yards; Matt Moore 10-6, 73 yards.

RECEIVING: Carolina – Sutton 4-29; Shockey 3-24; Vaughan 2-21; Olsen 2-19; Edwards 2-11; Brockel 1-21; Clowney 1-5; Hartsock 1-5.
Miami – Bess 5-51; Marshall 5-46; Fasano 2-53; Bush 2-33; Clay 2-12; Marlon Moore 1-25; Epps 1-18; Mastrud 1-12; Hartline 1-11; Carter 1-6.

INTERCEPTIONS: Carolina– None.
Miami – None.

OPPONENTS FUMBLE RECOVERIES: Carolina– Keiser.
Miami – None.

SAKES: Carolina – Chinasa 1.
Miami – Baker 1.

MISSED FIELD GOALS: Carolina– None.
Miami – None.

PRESEASON GAME 3

BUCCANEERS 17, DOLPHINS 13
August 27, 2011

Raymond James Stadium
Tampa Bay, FL

The Dolphins bid to go to 3-0 in the preseason came up short in a 17-13 loss to the Tampa Bay Buccaneers at Raymond James Stadium. Rudy Carpenter's 7-yard scoring pass to tight end Nathan Overbay with 3:11 remaining completed the comeback for Tampa Bay. Quarterback Chad Henne came out firing against on his opening possession after getting sacked for a 5-yard loss on the very first play. He put Miami in the end zone on just two plays – a 22-yard strike to tight end Anthony Fasano and then a 60-yard scoring pass to Brandon Marshall and finished the night 10-of-13 for 175 yards with a 143.9 passer rating. What the Tampa Bay defense saw on those two throws was the best of Henne's growth as his first pass to Fasano was a bullet, showing off his arm strength. The back shoulder throw to Marshall was made with touch and allowed Marshall to go up and make the catch and then run the last 31 yards into the end zone. Later in the first half, Henne engineered a more methodical drive, grinding out 77 yards on 13 plays and chewing 8:20 off the clock. He was 6-of-7 on the drive for 55 yards and he and Marshall helped draw two critical pass interference penalties on the Bucs that led to Dan Carpenter's 21-yard field goal. Even the one turnover by the Dolphins late in the second quarter was not for lack of effort or efficiency. Henne floated a perfect sideline pass to Marshall that allowed Marshall the freedom to shake his defender and run for extra yards. Unfortunately, at the end of the 30-yard play Marshall was stripped by Tampa Bay's E.J. Biggers and the Bucs recovered at their own 46. Marshall ended the night with two catches for 90 yards and the touchdown. Fasano led the Dolphins with three catches for 39 yards and Marlon Moore caught two passes for 41 yards with a long of 23. Tampa Bay quarterback Josh Freeman led a six-play, 54-yard touchdown drive, setting up Earnest Graham's 2-yard run into the end zone with his own 17-yard scramble. He took the second half off, while Henne returned to lead two more drives before giving way to backup Matt Moore. Henne was sacked three times for a total loss of 24 yards and was stripped of the ball once. Reggie Bush alertly dove on the loose ball to prevent a turnover, but there were other tackles for loss in the backfield by the Bucs defense. Punter Brandon Fields dramatically helped Miami's defense with an awesome punting display as kick after kick went over 50 yards. He finished the night averaging 59 yards on seven punts. The rest of Miami's defense had a satisfactory evening by its own standards. Cornerback Vontae Davis had an interception in the first quarter negated by an offsides call. Davis finished tied for second on the team with four

tackles, all solo, with cornerback Nolan Carroll. Inside linebacker Kevin Burnett led with six tackles (five solo).

| MIAMI | | 7 | 3 | 0 | 3 | – | 13 |
|-----------|--|--------------------|----|---|-------|-------|-----------|
| TAMPA BAY | | 0 | 10 | 0 | 7 | – | 17 |
| | | DRIVE | | | CLOCK | | SCORE |
| TEAM | SCORE | (Plays/Yards/Time) | | | QTR | TIME | VIS. HOME |
| MIA | Marshall 60 pass from Henne (Carpenter kick) | 3/77/1:24 | | | 1 | 8:33 | 0 7 |
| TB | Barth 28 field goal | 7/71/3:21 | | | 2 | 12:35 | 7 3 |
| MIA | Carpenter 21 field goal | 13/77/8:20 | | | 2 | 4:15 | 10 3 |
| TB | Graham 2 run (Barth kick) | 6/54/1:44 | | | 2 | 0:25 | 10 10 |
| MIA | Carpenter 47 field goal | 8/41/3:11 | | | 4 | 11:37 | 13 10 |
| TB | Overbay 7 pass from Carpenter (Barth kick) | 10/71/4:11 | | | 4 | 3:11 | 13 17 |

ATT. – 44,732

| | MIAMI | TAMPA BAY |
|--|------------|------------|
| First Downs/Total-Rush-Pass-Penalty | 10/0-8-2 | 21/5-14-2 |
| Third Down Efficiency | 2-12/17 | 3-14/21 |
| Total Yards-Plays-Average | 247-51-4.8 | 366-69-5.3 |
| Rushes-Yards-Average | 22-17-1.3 | 99-27-3.7 |
| Net Yards Passing-Sacked-Yards Lost | 225-5-40 | 267-0-0 |
| Passes Attempted-Completed-Intercepted | 29-18-0 | 42-21-0 |
| Punts/Number-Average | 7-59.0 | 9-44.3 |
| Penalties/Number-Yards | 11-76 | 15-135 |
| Fumbles/Number-Lost | 2-1 | 0-0 |
| Time of Possession | 27:46 | 32:14 |

INDIVIDUAL STATISTICS

RUSHING: Miami – Thomas 7-16; Johnson 2-7; Henne 2-0; Polite 1-0; Bush 5-(-1).
Tampa Bay – Freeman 1-17; Bradford 5-12; Johnson 1-12; Benn 1-11; Blount 5-10; Carpenter 3-10; Lumpkin 3-9; Allen 3-8; Graham 3-5, 1 TD; Madu 2-5.

PASSING: Miami – Henne 13-10, 175 yards 1TD; Matt Moore 16-8, 90 yards.
Tampa Bay – Freeman 23-12, 149 yards; Johnson 11-4, 59 yards; Carpenter 8-5 59 yards 1TD.

RECEIVING: Miami – Fasano 3-39; Marshall 2-90 1TD; Marlon Moore 2-41; Bush 2-23; Bess 2-17; Gates 2-15; Grigsby 2-15; Thomas 1-19; Johnson 1-6.
Tampa Bay – Blount 3-62; Williams 3-22; Graham 2-27; Overbay 2-23, 1 TD; Madu 2-21; Winslow 2-18; Hardy 1-22; Allison 1-19; Gant 1-15; Benn 1-12; Spurlock 1-12; Stocker 1-8; Lumpkin 1-6.

INTERCEPTIONS: Miami – None.
Tampa Bay– None.

OPPONENTS FUMBLE RECOVERIES: Miami – None.
Tampa Bay– Hayes 1.

SACKS: Miami – None.
Tampa Bay – Bennett 1; Bowers 1; Crowder 1; Johnson 1; Watson 1.

MISSSED FIELD GOALS: Miami – None.
Tampa Bay– None.

PRESEASON GAME 4

DOLPHINS 17, COWBOYS 3 **Sun Life Stadium**
Miami Gardens, FL
September 1, 2011

Miami finished the 2011 preseason with a 17-3 preseason victory over the Dallas Cowboys at Sun Life Stadium. Head Coach Tony Sparano saw solid performances from more than a handful of candidates on both sides of the ball. The offense delivered two nice touchdown drives, one of 79 yards in the first quarter on just seven plays and the second one even shorter – 59 yards on four plays. Even though they were out-gained 389-278, the Dolphins were more efficient and capitalized more when it counted. Veteran running back Larry Johnson flashed some of the form that landed him in consecutive Pro Bowls back in 2005 and 2006 with a nifty 22-yard touchdown run late in the first quarter. He bounced off defenders and outran the secondary into the end zone for the score. Rookie running back Daniel Thomas also looked good rushing eight times for 36 yards on the evening. Early in the second half, backup quarterback Matt Moore aired it out 42 yards on the first play after a missed field goal by Dallas to rookie speedster Clyde Gates. The fourth-round pick out of Abilene Christian got so far behind his defender that he actually had to slow down ever so slightly to make the catch. Three plays later Moore hit a wide open tight end Jeron Mastrud over the middle for an 18-yard touchdown that stretched Miami's lead to 14-3. Veteran Will Allen played with a sense of urgency, forcing an interception in the first quarter with a nice play in the right corner of the end zone and running step-for-step on a deep ball that ended up being overthrown out of the end zone. The defense, while allowing Cowboys quarterback Stephen McGee to move the ball in between the 20s, clamped down when Dallas got into the red zone. Backup defensive linemen Phillip Merling and Tony McDaniel came up big near the goal line with stops of running back DeMarco Murray and McGee on a quarterback draw to force a field goal by Dallas. Other defensive players that served notice against Dallas were rookie linebacker Quinton Spears, who had one sack and another near sack and forced fumble. That one was reversed by a Cowboys

challenge to an incompletion. Ryan Baker and rookie Frank Kearsse looked good up front as well, along with Robert Rose, who got a late sack. Offensively, rookie Nic Grigsby ran hard late in the game and Mastrud and Mickey Shuler held their own in the passing game. Kevin O'Connell and Pat Devlin got a chance to run the offense in the fourth quarter. Kicker Dan Carpenter drilled a 50-yard field goal in the fourth quarter to provide the final scoring margin and punter Brandon Fields had another strong night with a 62-yard punt and some good directional punts pinning the Cowboys deep in their own end.

| | | | | | | |
|---------------|----------|----------|----------|----------|----------|-----------|
| DALLAS | 0 | 3 | 0 | 0 | - | 3 |
| MIAMI | 7 | 0 | 7 | 3 | - | 17 |


| TEAM | SCORE | DRIVE (Plays/Yards/Time) | CLOCK QTR TIME | SCORE VIS. HOME |
|------|--|-----------------------------|-------------------|--------------------|
| MIA | Johnson 22 run (Carpenter kick) | 7/79/3:47 | 1 1:53 | 0 7 |
| DAL | Buehler 20 field goal | 17/84/8:47 | 2 0:05 | 3 7 |
| MIA | Mastrud 18 pass from Matt Moore (Carpenter kick) | 4/59/2:00 | 3 6:29 | 3 14 |
| MIA | Carpenter 50 field goal | 10/29/4:56 | 4 10:00 | 3 17 |

ATT. - 40,727

| | | |
|--|---------------|--------------|
| | DALLAS | MIAMI |
| First Downs/Total-Rush-Pass-Penalty | 21/5-16-0 | 13/5-7-1 |
| Third Down Efficiency | 8-16/50 | 3-10/30 |
| Total Yards-Plays-Average | 389-66-5.9 | 278-44-6.3 |
| Rushes-Yards-Average | 94-26-3.6 | 106-29-3.7 |
| Net Yards Passing-Sacked-Yards Lost | 295-4-23 | 172-0-0 |
| Passes Attempted-Completed-Intercepted | 36-26-1 | 15-12-0 |
| Punts/Number-Average | 3-33-0 | 3-46-0 |
| Penalties/Number-Yards | 5-25 | 2-15 |
| Fumbles/Number-Lost | 0-0 | 0-0 |
| Time of Possession | 36:22 | 23:38 |

INDIVIDUAL STATISTICS

RUSHING: Dallas - Murray 10-32; Tanner 6-28; McGee 3-24; Miller 5-10; Pociask 1-2; Ogletree 1-(-2).
Miami - Johnson 10-39, 1 TD; Thomas 8-36; Grigsby 8-17; O'Connell 2-9; Gates 1-5.
PASSING: Dallas - McGee 25-21, 233 yards, 1 INT; Brandstater 11-5, 85 yards.
Miami - Matt Moore 11-9, 142 yards, 1 TD; Devlin 3-3, 30 yards; O'Connell 1-0.
RECEIVING: Dallas - Rucker 5-57; Murray 4-64; Johnson 4-35; Radway 3-62; Phillips 3-34; Chapas 1-16; Poots 1-16; Harris 1-11; Holley 1-11; Ogletree 1-9; Miller 1-3.
Miami - Hartline 2-37; Wallace 2-14; Gates 1-42; Mar. Moore 1-22; Mastrud 1-18, 1 TD; Livas 1-16; Thomas 1-7; Grigsby 1-7; Brackett 1-7; Shuler 1-2.
INTERCEPTIONS: Dallas- None.
Miami - None.
OPPONENTS FUMBLE RECOVERIES: Dallas- None.
Miami - None.
SACKS: Dallas - None.
Miami - Baker 1; Spears 1; Rose 1; Trusnik 1.
MISSED FIELD GOALS: Dallas- None.
Miami - None.

| | | | |
|--|-----|---|-----|
|  | | INDEX OF DOLPHINS FACTS | |
| Brothers, First Round Picks | 164 | Offensive Tackles, Pro Bowl Starters | 189 |
| Brothers in Dolphins History | 125 | One Hundred Tackles, Three Players With | 169 |
| Bye Weeks, Record Before And After | 43 | One Thousand-Yard Rushers, Two On Same Team | 326 |
| Changes of Game Dates and Venues | 160 | Player-Coaches in Dolphins History | 31 |
| Coaching Longevity, Dolphins | 62 | Playoff Shutouts | 151 |
| Consecutive Games with an Interception | 35 | Points Scored and Allowed, NFL Leaders In Same Season | 248 |
| Consecutive Wins To Open Season | 269 | Pro Bowl MVPs | 27 |
| Defensive Scores, Record With | 551 | Pro Bowl Positions | 38 |
| Domed Teams, Home Record Against | 48 | Pro Bowl Touchdowns | 194 |
| Father-Son Combinations In Dolphins History | 196 | Quarterbacks, Starting Records | 644 |
| Florida Colleges, Dolphins Drafted From | 30 | Receiving, Dual 100-Yard Games | 576 |
| Home Wins, Consecutive | 24 | Rushing, Dual 100-Yard Games | 332 |
| International Games, Dolphins In | 570 | Sacks Allowed, Dolphins Among League Leaders | 214 |
| Least Penalized Teams in NFL | 26 | Shula Is Coach To Hall of Famers | 509 |
| Longest Drives, Dolphins History | 58 | Shula, Don Coaching Longevity | 471 |
| Monday Night Football, Dolphins On | 42 | Stofa, John | 49 |
| Most Wins, Following 0-7 Start | 251 | Training Sites, Chronology of Miami Dolphins | 298 |
| NFL, Top One Hundred Players | 267 | | |

ALL-TIME PRESEASON RESULTS

1966 (0-4)

| DATE | SITE | ATT. | SCORE |
|------|-----------------|--------|-------------------------|
| 8/6 | at San Diego | 25,712 | San Diego 38, Miami 10 |
| 8/12 | at Miami | 36,366 | Kansas City 33, Miami 0 |
| 8/20 | at Jacksonville | 11,000 | N.Y. Jets 31, Miami 14 |
| 8/24 | at Memphis | 18,442 | Denver 28, Miami 16 |

1967 (2-3)

| DATE | SITE | ATT. | SCORE |
|------|---------------|--------|--------------------------|
| 7/29 | at Akron | 7,000 | Miami 19, Denver 2 |
| 8/5 | at Memphis | 21,200 | Miami 10, Buffalo 7 |
| 8/12 | at Miami | 35,871 | San Diego 20, Miami 19 |
| 8/19 | at Miami | 50,822 | Atlanta 27, Miami 17 |
| 9/2 | at Charleston | 11,214 | New Orleans 20, Miami 17 |

1968 (2-2-1)

| DATE | SITE | ATT. | SCORE |
|------|-----------------|--------|--------------------------|
| 8/11 | at Rochester | 12,000 | Miami 28, Buffalo 28 |
| 8/17 | at Miami | 41,909 | Miami 23, Philadelphia 7 |
| 8/23 | at Jacksonville | 15,003 | Boston 19, Miami 17 |
| 8/31 | at Miami | 63,202 | Baltimore 22, Miami 13 |
| 9/7 | at Miami | 31,014 | Miami 19, Atlanta 13 |

1969 (1-5)

| DATE | SITE | ATT. | SCORE |
|------|---------------|--------|---------------------------|
| 8/2 | at Tampa | 32,932 | Minnesota 45, Miami 10 |
| 8/9 | at Miami | 49,592 | Chicago 16, Miami 10 |
| 8/16 | at Miami | 31,663 | Philadelphia 14, Miami 10 |
| 8/23 | at Cincinnati | 24,127 | Cincinnati 28, Miami 21 |
| 8/30 | at Miami | 52,680 | Baltimore 23, Miami 10 |
| 9/6 | at Birmingham | 10,700 | Miami 13, Boston 0 |

1970 (4-2)

| DATE | SITE | ATT. | SCORE |
|------|-----------------|--------|---------------------------|
| 8/8 | at Jacksonville | 11,800 | Miami 16, Pittsburgh 10 |
| 8/15 | at Miami | 56,739 | Miami 20, Cincinnati 10 |
| 8/22 | at Miami | 52,812 | Miami 17, San Francisco 7 |
| 8/29 | at Miami | 73,533 | Miami 20, Baltimore 13 |
| 9/5 | at Tampa | 32,601 | Washington 26, Miami 21 |
| 9/12 | at Miami | 43,714 | Atlanta 20, Miami 17 |

1971 (2-3-1)

| DATE | SITE | ATT. | SCORE |
|------|--------------|--------|----------------------------|
| 8/7 | at Miami | 64,005 | Cincinnati 27, Miami 10 |
| 8/13 | at Miami | 57,008 | Miami 17, San Francisco 17 |
| 8/21 | at Milwaukee | 46,464 | Green Bay 10, Miami 7 |
| 8/28 | at Miami | 59,567 | Miami 28, Detroit 24 |
| 9/4 | at Miami | 57,173 | Miami 27, Washington 10 |
| 9/11 | at Minnesota | 45,880 | Minnesota 24, Miami 0 |

1972 (3-3)

| DATE | SITE | ATT. | SCORE |
|------|---------------|--------|-------------------------|
| 8/5 | at Detroit | 53,194 | Detroit 31, Miami 23 |
| 8/12 | at Miami | 73,525 | Green Bay 14, Miami 13 |
| 8/19 | at Cincinnati | 55,808 | Miami 35, Cincinnati 17 |
| 8/25 | at Miami | 73,470 | Miami 24, Atlanta 10 |
| 8/31 | at Washington | 52,098 | Washington 27, Miami 24 |
| 9/10 | at Miami | 75,826 | Miami 21, Minnesota 19 |

1973 (4-2-1)

| DATE | SITE | ATT. | SCORE |
|------|--------------|--------|-------------------------------|
| 7/27 | at Chicago | 54,103 | Miami 14, College All-Stars 3 |
| 8/4 | at Miami | 78,091 | Miami 14, Cincinnati 13 |
| 8/11 | at Miami | 78,112 | Miami 14, New Orleans 13 |
| 8/18 | at Miami | 78,590 | Miami 9, Chicago 9 |
| 8/24 | at Miami | 78,618 | Miami 17, Los Angeles 14 |
| 8/31 | at Minnesota | 45,894 | Minnesota 20, Miami 17 |
| 9/6 | at Dallas | 58,656 | Dallas 26, Miami 23 |

1974 (4-2)

| DATE | SITE | ATT. | SCORE |
|------|----------------|--------|--------------------------|
| 8/3 | at Cincinnati | 37,925 | Cincinnati 19, Miami 13 |
| 8/10 | at Miami | 55,073 | Miami 45, New Orleans 20 |
| 8/19 | at Miami | 67,963 | Miami 21, Minnesota 9 |
| 8/24 | at Los Angeles | 64,663 | Los Angeles 31, Miami 13 |
| 8/30 | at Miami | 54,666 | Miami 21, Green Bay 10 |
| 9/7 | at Chicago | 55,093 | Miami 30, Chicago 7 |

1975 (5-1)

| DATE | SITE | ATT. | SCORE |
|------|----------------|--------|--------------------------|
| 8/9 | at Miami | 55,567 | Miami 7, Cincinnati 3 |
| 8/16 | at Miami | 52,923 | Miami 20, Detroit 14 |
| 8/23 | at New Orleans | 59,646 | Miami 20, New Orleans 10 |
| 9/1 | at Minnesota | 47,544 | Minnesota 20, Miami 7 |
| 9/6 | at Miami | 51,861 | Miami 21, Chicago 10 |
| 9/13 | at Miami | 52,835 | Miami 31, N.Y. Giants 13 |

1976 (6-0)

| DATE | SITE | ATT. | SCORE |
|------|----------------|--------|---------------------------|
| 7/31 | at Miami | 50,469 | Miami 16, Minnesota 3 |
| 8/8 | at Detroit | 53,036 | Miami 30, Detroit 21 |
| 8/14 | at Miami | 51,869 | Miami 24, Philadelphia 16 |
| 8/21 | at Tampa Bay | 67,466 | Miami 28, Tampa Bay 21 |
| 8/28 | at Houston | 43,146 | Miami 10, Houston 6 |
| 9/4 | at New Orleans | 63,950 | Miami 20, New Orleans 7 |

1977 (4-2)

| DATE | SITE | ATT. | SCORE |
|------|----------------|--------|--------------------------|
| 8/6 | at Tampa Bay | 62,056 | Miami 13, Tampa Bay 7 |
| 8/13 | at Miami | 43,282 | Miami 27, Washington 15 |
| 8/20 | at Dallas | 57,482 | Miami 20, Dallas 14 |
| 8/26 | at Minnesota | 47,678 | Minnesota 33, Miami 7 |
| 9/3 | at Miami | 38,235 | New Orleans 17, Miami 10 |
| 9/11 | at N.Y. Giants | 51,561 | Miami 27, N.Y. Giants 21 |

1978 (4-1)

| DATE | SITE | ATT. | SCORE |
|------|----------------|--------|--------------------------|
| 7/29 | at Canton | 18,355 | Philadelphia 17, Miami 3 |
| 8/5 | at Miami | 45,068 | Miami 28, St. Louis 7 |
| 8/12 | at New Orleans | 53,602 | Miami 31, New Orleans 17 |
| 8/18 | at Miami | 52,851 | Miami 30, Minnesota 22 |
| 8/25 | at Tampa Bay | 70,321 | Miami 24, Tampa Bay 20 |

1979 (4-0)

| DATE | SITE | ATT. | SCORE |
|------|--------------|--------|---------------------------|
| 8/3 | at Miami | 46,130 | Miami 14, New Orleans 7 |
| 8/11 | at Tampa Bay | 70,631 | Miami 13, Tampa Bay 7 |
| 8/18 | at Minnesota | 47,696 | Miami 21, Minnesota 10 |
| 8/24 | at Miami | 47,951 | Miami 14, Philadelphia 13 |

1980 (3-1)

| DATE | SITE | ATT. | SCORE |
|------|----------------|--------|-------------------------|
| 8/10 | at Miami | 41,345 | Miami 17, Detroit 7 |
| 8/18 | at Seattle | 63,757 | Miami 24, Seattle 7 |
| 8/23 | at Miami | 41,986 | Minnesota 17, Miami 10 |
| 8/29 | at New Orleans | 51,473 | Miami 20, New Orleans 0 |

1981 (4-0)

| DATE | SITE | ATT. | SCORE |
|------|--------------|--------|-------------------------|
| 8/8 | at Minnesota | 47,596 | Miami 20, Minnesota 6 |
| 8/15 | at Miami | 41,502 | Miami 24, Denver 14 |
| 8/22 | at Detroit | 54,676 | Miami 31, Detroit 27 |
| 8/28 | at Miami | 41,290 | Miami 31, Kansas City 7 |

1982 (2 -1-1)

| DATE | SITE | ATT. | SCORE |
|------|----------------|--------|-------------------------------|
| 8/14 | at Miami | 45,681 | Miami 24, Washington 7 |
| 8/21 | at Denver | 74,465 | Denver 17, Miami 14 |
| 8/28 | at Kansas City | 42,403 | Miami 17, Kansas City 17 (OT) |
| 9/3 | at Miami | 46,257 | Miami 16, N.Y. Giants 13 |

| | | | |
|-------------------|-----------------|-------------|-----------------------------|
| 1983 (2-2) | | | |
| DATE | SITE | ATT. | SCORE |
| 8/6 | at Dallas | 46,826 | Dallas 20, Miami 17 |
| 8/13 | at Miami | 38,735 | New Orleans 19, Miami 17 |
| 8/19 | at Washington | 54,750 | Miami 38, Washington 7 |
| 8/26 | at N.Y. Giants | 58,732 | Miami 24, N.Y. Giants 3 |
| 1984 (3-1) | | | |
| DATE | SITE | ATT. | SCORE |
| 8/4 | at Miami | 37,559 | Miami 24, Indianapolis 3 |
| 8/11 | at Minnesota | 54,003 | Miami 27, Minnesota 7 |
| 8/19 | at L.A. Raiders | 40,099 | Miami 29, L.A.Raiders 23 |
| 8/24 | at Tampa Bay | 53,023 | Tampa Bay 14, Miami 13 |
| 1985 (2-2) | | | |
| DATE | SITE | ATT. | SCORE |
| 8/10 | at Miami | 41,129 | Minnesota 16, Miami 13 (OT) |
| 8/17 | at Miami | 37,557 | Miami 27, Buffalo 17 |
| 8/24 | at L.A. Raiders | 45,733 | Miami 23, L.A. Raiders 17 |
| 8/30 | at Atlanta | 32,768 | Atlanta 19, Miami 17 |
| 1986 (2-2) | | | |
| DATE | SITE | ATT. | SCORE |
| 8/9 | at Minnesota | 52,865 | Minnesota 30, Miami 16 |
| 8/15 | at Miami | 50,815 | Cleveland 17, Miami 10 |
| 8/23 | at Philadelphia | 51,635 | Miami 20, Philadelphia 15 |
| 8/29 | at Miami | 45,766 | Miami 21, Tampa Bay 3 |
| 1987 (2-2) | | | |
| DATE | SITE | ATT. | SCORE |
| 8/16 | at Miami | 63,451 | Chicago 10, Miami 3 |
| 8/24 | at Denver | 74,288 | Denver 31, Miami 28 |
| 8/29 | at Philadelphia | 38,728 | Miami 35, Philadelphia 3 |
| 9/4 | at Miami | 66,236 | Miami 34, Buffalo 20 |
| 1988 (2-3) | | | |
| DATE | SITE | ATT. | SCORE |
| 7/31 | at London | 70,535 | Miami 27, San Francisco 21 |
| 8/6 | at Chicago | 60,386 | Chicago 20, Miami 17 |
| 8/13 | at Miami | 51,270 | Washington 27, Miami 10 |
| 8/19 | at Miami | 49,795 | Miami 16, Denver 13 (OT) |
| 8/26 | at Minnesota | 51,463 | Minnesota 24, Miami 17 |
| 1989 (0-4) | | | |
| DATE | SITE | ATT. | SCORE |
| 8/14 | at Miami | 51,085 | Chicago 28, Miami 20 |
| 8/19 | at Jacksonville | 56,712 | Houston 26, Miami 10 |
| 8/25 | at Washington | 51,438 | Washington 35, Miami 21 |
| 9/2 | at Miami | 41,748 | Philadelphia 20, Miami 10 |
| 1990 (1-3) | | | |
| DATE | SITE | ATT. | SCORE |
| 8/11 | at Chicago | 56,449 | Chicago 10, Miami 6 |
| 8/18 | at Philadelphia | 52,404 | Philadelphia 23, Miami 14 |
| 8/25 | at Miami | 44,897 | Miami 17, Denver 16 |
| 8/31 | at Miami | 44,689 | Minnesota 20, Miami 17 |
| 1991 (3-2) | | | |
| DATE | SITE | ATT. | SCORE |
| 7/26 | at Miami | 49,939 | Chicago 6, Miami 0 |
| 8/3 | at Tokyo | 51,122 | Miami 19, L.A. Raiders 17 |
| 8/10 | at Tampa Bay | 51,387 | Miami 29, Tampa Bay 13 |
| 8/19 | at Denver | 72,555 | Denver 21, Miami 13 |
| 8/24 | at Miami | 44,099 | Miami 28, New Orleans 24 |
| 1992 (3-2) | | | |
| DATE | SITE | ATT. | SCORE |
| 8/1 | at Orlando | 63,100 | Miami 22, Washington 21 |
| 8/7 | at Miami | 50,803 | Dallas 27, Miami 24 |
| 8/16 | at Berlin | 60,813 | Miami 31, Denver 27 |
| 8/22 | at Miami | 42,136 | Miami 22, Tampa Bay 7 |
| 8/27 | at Baltimore | 60,021 | New Orleans 17, Miami 3 |

| 1993 (3-1) | | | |
|-------------------|------------------|---------|-----------------------------|
| DATE | SITE | ATT. | SCORE |
| 8/6 | at Atlanta | 51,798 | Miami 28, Atlanta 27 |
| 8/14 | at Miami | 49,896 | Miami 19, Washington 10 |
| 8/20 | at Denver | 59,393 | Denver 34, Miami 24 |
| 8/28 | at Miami | 43,233 | Miami 23, N.Y. Giants 17 |
| 1994 (3-2) | | | |
| DATE | SITE | ATT. | SCORE |
| 7/30 | at N.Y. Giants | 61,720 | Miami 20, N.Y. Giants 19 |
| 8/6 | at Miami | 47,244 | Miami 24, Pittsburgh 14 |
| 8/13 | at Milwaukee | 52,759 | Miami 31, Green Bay 24 |
| 8/20 | at Miami | 51,242 | Tampa Bay 29, Miami 14 |
| 8/26 | at Minnesota | 46,933 | Minnesota 31, Miami 16 |
| 1995 (1-3) | | | |
| DATE | SITE | ATT. | SCORE |
| 8/4 | at Miami | 51,745 | Jacksonville 24, Miami 21 |
| 8/11 | at Atlanta | 42,579 | Atlanta 37, Miami 0 |
| 8/19 | at Miami | 48,556 | Miami 27, Washington 13 |
| 8/25 | at Orlando | 58,595 | Tampa Bay 24, Miami 17 |
| 1996 (3-1) | | | |
| DATE | SITE | ATT. | SCORE |
| 8/3 | at Miami | 51,141 | Miami 13, Tampa Bay 10 |
| 8/11 | at Chicago | 50,761 | Chicago 24, Miami 21 |
| 8/19 | at Miami | 55,598 | Miami 24, Minnesota 17 |
| 8/23 | at Tampa Bay | 40,137 | Miami 19, Tampa Bay 7 |
| 1997 (3-2) | | | |
| DATE | SITE | ATT. | SCORE |
| 7/26 | at Green Bay | 59,089 | Green Bay 20, Miami 0 |
| 8/4 | at Mexico City | 104,629 | Miami 38, Denver 19 |
| 8/10 | at Miami | 57,782 | Miami 21, Chicago 14 |
| 8/16 | at Tampa Bay | 35,024 | Tampa Bay 24, Miami 10 |
| 8/21 | at Miami | 57,400 | Miami 28, Washington 7 |
| 1998 (4-0) | | | |
| DATE | SITE | ATT. | SCORE |
| 8/8 | at Washington | 64,243 | Miami 19, Washington 16 |
| 8/13 | at Miami | 59,184 | Miami 14, Tampa Bay 13 |
| 8/23 | at San Francisco | 53,214 | Miami 21, San Francisco 20 |
| 8/28 | at Miami | 61,915 | Miami 21, Green Bay 7 |
| 1999 (2-2) | | | |
| DATE | SITE | ATT. | SCORE |
| 8/13 | at Miami | 59,972 | New Orleans 26, Miami 14 |
| 8/21 | at San Diego | 64,537 | Miami 13, San Diego 10 |
| 8/28 | at Miami | 61,066 | Miami 31, Detroit 10 |
| 9/2 | at Green Bay | 59,810 | Green Bay 25, Miami 17 |
| 2000 (3-1) | | | |
| DATE | SITE | ATT. | SCORE |
| 8/5 | at Pittsburgh | 45,871 | Pittsburgh 13, Miami 10 |
| 8/10 | at Miami | 58,703 | Miami 15, Tampa Bay 13 |
| 8/21 | at Miami | 60,287 | Miami 17, Green Bay 14 |
| 8/25 | at New Orleans | 46,955 | Miami 22, New Orleans 17 |
| 2001 (1-4) | | | |
| DATE | SITE | ATT. | SCORE |
| 8/6 | at Canton, Ohio | 22,736 | St. Louis 17, Miami 10 |
| 8/13 | at Tampa Bay | 65,308 | Miami 17, Tampa Bay 14 |
| 8/18 | at Miami | 58,854 | San Diego 23, Miami 20 (OT) |
| 8/25 | at Green Bay | 59,547 | Green Bay 17, Miami 12 |
| 8/31 | at Miami | 60,136 | Minnesota 20, Miami 7 |
| 2002 (2-2) | | | |
| DATE | SITE | ATT. | SCORE |
| 8/12 | at Tampa Bay | 65,008 | Tampa Bay 14, Miami 10 |
| 8/15 | at Miami | 56,930 | New Orleans 24, Miami 7 |
| 8/24 | at Houston | 69,432 | Miami 24, Houston 3 |
| 8/29 | at Miami | 57,113 | Miami 24, Chicago 22 |

| | | | |
|-------------------|-----------------|-------------|-----------------------------|
| 2003 (2-2) | | | |
| DATE | SITE | ATT. | SCORE |
| 8/8 | at Miami | 62,261 | Tampa Bay 20, Miami 19 |
| 8/15 | at Jacksonville | 49,751 | Jacksonville 27, Miami 23 |
| 8/22 | at Miami | 59,093 | Miami 30, Atlanta 21 |
| 8/28 | at New Orleans | 68,477 | Miami 24, New Orleans 10 |
| 2004 (2-2) | | | |
| DATE | SITE | ATT. | SCORE |
| 8/14 | at Miami | 67,978 | Miami 16, Jacksonville 5 |
| 8/21 | at Miami | 72,112 | Washington 17, Miami 0 |
| 8/28 | at Tampa Bay | 64,992 | at Tampa Bay 17, Miami 10 |
| 9/3 | at New Orleans | 64,900 | at Miami 20, New Orleans 19 |
| 2005 (1-4) | | | |
| DATE | SITE | ATT. | SCORE |
| 8/8 | at Canton, Ohio | 22,292 | Chicago 27, Miami 24 |
| 8/13 | at Jacksonville | 64,072 | Jacksonville 27, Miami 17 |
| 8/20 | at Pittsburgh | 55,036 | Pittsburgh 17, Miami 3 |
| 8/27 | at Miami | 67,892 | Miami 17, Tampa Bay 14 |
| 9/1 | at Miami | 71,616 | Atlanta 20, Miami 17 |
| 2006 (2-2) | | | |
| DATE | SITE | ATT. | SCORE |
| 8/12 | at Miami | 67,979 | Jacksonville 31, Miami 26 |
| 8/19 | at Tampa Bay | 65,140 | Miami 13, Tampa Bay 10 |
| 8/24 | at Carolina | 71,477 | Carolina 19, Miami 10 |
| 8/31 | at Miami | 72,003 | Miami 29, St. Louis 9 |
| 2007 (2-2) | | | |
| DATE | SITE | ATT. | SCORE |
| 8/11 | at Miami | 71,399 | Miami 18, Jacksonville 17 |
| 8/16 | at Kansas City | 70,217 | Miami 11, Kansas City 10 |
| 8/25 | at Miami | 65,660 | Tampa Bay 31, Miami 28 |
| 8/30 | at New Orleans | 68,926 | New Orleans 7, Miami 0 |
| 2008 (3-1) | | | |
| DATE | SITE | ATT. | SCORE |
| 8/9 | at Miami | 64,087 | Tampa Bay 17, Miami 6 |
| 8/16 | at Jacksonville | 63,927 | Miami 19, Jacksonville 14 |
| 8/23 | at Miami | 60,189 | Miami 24, Kansas City 0 |
| 8/28 | at New Orleans | 70,008 | Miami 14, New Orleans 10 |
| 2009 (4-0) | | | |
| DATE | SITE | ATT. | SCORE |
| 8/17 | at Miami | 60,637 | Miami 12, Jacksonville 9 |
| 8/22 | at Miami | 56,638 | Miami 27, Carolina 17 |
| 8/27 | at Jacksonville | 63,386 | Miami 10, Tampa Bay 6 |
| 9/3 | at New Orleans | 68,681 | Miami 10, New Orleans 7 |
| 2010 (2-2) | | | |
| DATE | SITE | ATT. | SCORE |
| 8/14 | at Miami | 59,108 | Miami 10, Tampa Bay 7 |
| 8/21 | at Jacksonville | 62,044 | Miami 27, Jacksonville 26 |
| 8/27 | at Miami | 59,144 | Atlanta 16, Miami 6 |
| 9/1 | at Dallas | 71,805 | Dallas 27, Miami 25 |
| 2011 (3-1) | | | |
| DATE | SITE | ATT. | SCORE |
| 8/12 | at Atlanta | 67,038 | Miami 28, Atlanta 23 |
| 8/19 | at Miami | 54,157 | Miami 20, Carolina 10 |
| 8/27 | at Tampa Bay | 44,732 | Tampa Bay 17, Miami 13 |
| 9/1 | at Miami | 40,727 | Miami 17, Dallas 3 |

YEAR-BY-YEAR SCORES

● local TV blackout lifted (MN) = Monday night (TH) = Thursday night (SN) = Sunday night
(FR) = Friday night (SA) = Saturday

1966: Won 3, Lost 11 **Head Coach: George Wilson**
Fourth (tied) - Eastern Division

| | | | | DISTRIB | ACTUAL |
|-------|------------------------|---|-------|----------------|----------------|
| 9/2 | OAKLAND | L | 14-23 | 26,776 | 25,188 |
| 9/9 | NEW YORK JETS | L | 14-19 | 34,402 | 33,650 |
| 9/18 | at Buffalo | L | 24-58 | 37,546 | 37,176 |
| 10/2 | at San Diego | L | 10-44 | 26,451 | 26,444 |
| 10/9 | at Oakland | L | 10-21 | 30,787 | 28,863 |
| 10/16 | DENVER | W | 24-7 | 23,393 | 22,191 |
| 10/23 | at Houston | W | 20-13 | 23,173 | 21,999 |
| 11/6 | BUFFALO | L | 0-29 | 37,177 | 36,685 |
| 11/13 | at Kansas City | L | 16-34 | 34,063 | 33,733 |
| 11/20 | at New York Jets | L | 13-30 | 58,664 | 57,092 |
| 11/27 | BOSTON | L | 14-20 | 22,754 | 22,480 |
| 12/4 | at Denver | L | 7-17 | 32,592 | 32,116 |
| 12/11 | KANSAS CITY | L | 18-19 | 19,387 | 17,881 |
| 12/18 | HOUSTON | W | 29-28 | 20,045 | 19,274 |
| | | | | 427,210 | 414,772 |

1967: Won 4, Lost 10 **Head Coach: George Wilson**
Third (tied) - Eastern Division

| | | | | DISTRIB | ACTUAL |
|-------|------------------------|---|-------|----------------|----------------|
| 9/17 | DENVER | W | 35-21 | 29,381 | 29,072 |
| 9/24 | KANSAS CITY | L | 0-24 | 36,272 | 33,280 |
| 10/1 | at New York Jets | L | 7-29 | 61,240 | 59,433 |
| 10/8 | at Kansas City | L | 0-41 | 45,291 | 42,920 |
| 10/15 | at Boston | L | 10-41 | 23,955 | 17,859 |
| 10/22 | NEW YORK JETS | L | 14-33 | 30,049 | 28,392 |
| 11/5 | at Buffalo | L | 13-35 | 31,622 | 30,950 |
| 11/12 | at San Diego | L | 0-24 | 34,761 | 32,395 |
| 11/19 | at Oakland | L | 17-31 | 37,295 | 33,753 |
| 11/26 | BUFFALO | W | 17-14 | 27,050 | 24,357 |
| 12/3 | at Houston | L | 14-17 | 21,865 | 20,979 |
| 12/10 | SAN DIEGO | W | 41-24 | 23,032 | 23,007 |
| 12/17 | BOSTON | W | 41-32 | 25,969 | 22,079 |
| 12/23 | HOUSTON (SA) | L | 10-41 | 31,121 | 29,628 |
| | | | | 458,903 | 428,104 |

1968: Won 5, Lost 8, Tied 1 **Head Coach: George Wilson**
Third - Eastern Division

| | | | | DISTRIB | ACTUAL |
|-------|------------------------|---|-------|----------------|----------------|
| 9/14 | HOUSTON (SA) | L | 10-24 | 40,067 | 38,097 |
| 9/21 | OAKLAND (SA) | L | 21-47 | 30,021 | 28,751 |
| 9/28 | KANSAS CITY (SA) | L | 3-48 | 28,501 | 27,732 |
| 10/6 | at Houston | W | 24-7 | 36,109 | 35,424 |
| 10/12 | BUFFALO (SA) | T | 14-14 | 28,653 | 28,559 |
| 10/20 | at Cincinnati | W | 24-22 | 25,936 | 25,076 |
| 10/27 | at Denver | L | 14-21 | 44,115 | 43,411 |
| 11/3 | at San Diego | L | 28-34 | 37,281 | 31,686 |
| 11/10 | at Buffalo | W | 21-17 | 28,759 | 28,399 |
| 11/17 | CINCINNATI | L | 21-38 | 31,747 | 30,304 |
| 11/24 | at Boston | W | 34-10 | 18,305 | 13,646 |
| 12/1 | at New York Jets | L | 17-35 | 61,766 | 60,207 |
| 12/8 | BOSTON | W | 38-7 | 24,902 | 24,242 |
| 12/15 | NEW YORK JETS | L | 7-31 | 32,843 | 31,302 |
| | | | | 469,005 | 446,836 |

1969: Won 3, Lost 10, Tied 1 **Head Coach: George Wilson**
Fifth - Eastern Division

| | | | | DISTRIB | ACTUAL |
|------|-----------------------|---|-------|----------------|---------------|
| 9/14 | at Cincinnati | L | 21-27 | 25,335 | 24,487 |
| 9/20 | at Oakland (SA) | L | 17-20 | 50,277 | 48,477 |
| 9/28 | at Houston | L | 10-22 | 41,086 | 40,387 |
| 10/4 | OAKLAND (SA) | T | 20-20 | 35,614 | 32,668 |

| | | | | | |
|-------|-------------------------|---|-------|----------------|----------------|
| 10/11 | SAN DIEGO (SA) | L | 14-21 | 34,585 | 33,073 |
| 10/19 | at Kansas City | L | 10-17 | 49,809 | 47,038 |
| 10/26 | BUFFALO | W | 24-6 | 39,837 | 39,194 |
| 11/2 | at New York Jets | L | 31-34 | 61,761 | 60,793 |
| 11/9 | at Boston | W | 17-16 | 19,821 | 10,665 |
| 11/16 | at Buffalo | L | 3-28 | 32,868 | 32,344 |
| 11/23 | HOUSTON | L | 7-32 | 27,218 | 27,114 |
| 11/30 | Boston (at Tampa) | L | 23-38 | 32,121 | 27,179 |
| 12/7 | DENVER | W | 27-24 | 25,332 | 24,972 |
| 12/14 | NEW YORK JETS | L | 9-27 | 48,108 | 42,148 |
| | | | | 523,772 | 490,539 |

1970: Won 10, Lost 4
Second - Eastern Division

Head Coach: Don Shula

| | | | | DISTRIB | ACTUAL |
|-------|-----------------------------|---|-------|----------------|----------------|
| 9/20 | at Boston | L | 14-27 | 32,607 | 27,265 |
| 9/27 | at Houston | W | 20-10 | 39,840 | 38,779 |
| 10/3 | OAKLAND (SA) | W | 20-13 | 57,140 | 54,412 |
| 10/10 | at New York Jets (SA) | W | 20-6 | 62,712 | 61,801 |
| 10/18 | at Buffalo | W | 33-14 | 41,312 | 40,820 |
| 10/25 | CLEVELAND | L | 0-28 | 75,313 | 70,872 |
| 11/1 | at Baltimore | L | 0-35 | 60,240 | 59,305 |
| 11/8 | at Philadelphia | L | 17-24 | 58,171 | 53,149 |
| 11/15 | NEW ORLEANS | W | 21-10 | 42,866 | 41,557 |
| 11/22 | BALTIMORE | W | 34-17 | 67,699 | 63,362 |
| 11/30 | at Atlanta (MN) | W | 20-7 | 54,036 | 53,303 |
| 12/6 | BOSTON | W | 37-20 | 51,034 | 46,370 |
| 12/13 | NEW YORK JETS | W | 16-10 | 75,099 | 71,892 |
| 12/20 | BUFFALO | W | 45-7 | 70,990 | 64,957 |
| | | | | 789,059 | 747,844 |

AMERICAN CONFERENCE PLAYOFF

| | | | | | |
|-------|------------------|---|-------|--------|--------|
| 12/27 | at Oakland | L | 14-21 | 54,401 | 52,594 |
|-------|------------------|---|-------|--------|--------|

1971: Won 10, Lost 3, Tied 1
First - Eastern Division

Head Coach: Don Shula

| | | | | DISTRIB | ACTUAL |
|-------|-------------------------|---|-------|----------------|----------------|
| 9/19 | at Denver | T | 10-10 | 51,228 | 50,499 |
| 9/26 | at Buffalo | W | 29-14 | 45,139 | 44,626 |
| 10/3 | NEW YORK JETS | L | 10-14 | 70,670 | 67,161 |
| 10/10 | at Cincinnati | W | 23-13 | 60,099 | 59,090 |
| 10/17 | NEW ENGLAND | W | 41-3 | 58,822 | 56,222 |
| 10/24 | at New York Jets | W | 30-14 | 62,130 | 61,170 |
| 10/31 | at Los Angeles | W | 20-14 | 72,903 | 68,386 |
| 11/7 | BUFFALO | W | 34-0 | 61,016 | 57,748 |
| 11/14 | PITTSBURGH | W | 24-21 | 66,435 | 63,178 |
| 11/21 | BALTIMORE | W | 17-14 | 75,312 | 73,063 |
| 11/29 | CHICAGO (MN) | W | 34-3 | 75,312 | 73,071 |
| 12/5 | at New England | L | 13-34 | 61,457 | 60,110 |
| 12/11 | at Baltimore (SA) | L | 3-14 | 60,238 | 59,293 |
| 12/19 | GREEN BAY | W | 27-6 | 75,312 | 74,215 |
| | | | | 896,073 | 867,832 |

AMERICAN CONFERENCE PLAYOFF

| | | | | | |
|-------|----------------------|---|--------------|--------|--------|
| 12/25 | at Kansas City | W | 27-24 (2 OT) | 50,374 | 45,882 |
|-------|----------------------|---|--------------|--------|--------|

AMERICAN CONFERENCE CHAMPIONSHIP

| | | | | | |
|--------|-----------------|---|------|--------|--------|
| 1/2/72 | BALTIMORE | W | 21-0 | 78,939 | 78,629 |
|--------|-----------------|---|------|--------|--------|

SUPER BOWL VI AT NEW ORLEANS

| | | | | | |
|---------|--------------|---|------|--------|--------|
| 1/16/72 | Dallas | L | 3-24 | 81,023 | 80,591 |
|---------|--------------|---|------|--------|--------|

1972: Won 14, Lost 0
First- Eastern Division

Head Coach: Don Shula

| | | | | DISTRIB | ACTUAL |
|-------|------------------------|---|-------|----------------|---------------|
| 9/17 | at Kansas City | W | 20-10 | 79,829 | 78,736 |
| 9/24 | HOUSTON | W | 34-13 | 77,821 | 75,069 |
| 10/1 | at Minnesota | W | 16-14 | 47,900 | 45,766 |
| 10/8 | at New York Jets | W | 27-17 | 63,841 | 61,720 |
| 10/15 | SAN DIEGO | W | 24-10 | 80,010 | 78,212 |
| 10/22 | BUFFALO | W | 24-23 | 80,010 | 78,175 |
| 10/29 | at Baltimore | W | 23-0 | 60,000 | 59,303 |
| 11/5 | at Buffalo | W | 30-16 | 46,206 | 45,659 |
| 11/12 | NEW ENGLAND | W | 52-0 | 80,010 | 78,148 |
| 11/19 | NEW YORK JETS | W | 28-24 | 80,010 | 78,166 |
| 11/27 | ST. LOUIS (MN) | W | 31-10 | 80,010 | 78,190 |

| | | | | | |
|---|----------------------------------|---|-------|------------------------------|----------------|
| 12/3 | at New England..... | W | 37-21 | 60,999 | 60,144 |
| 12/10 | at New York Giants | W | 23-13 | 62,728 | 62,728 |
| 12/16 | BALTIMORE (SA) | W | 16-0 | 80,010 | 78,202 |
| | | | | 979,384 | 958,218 |
| AMERICAN CONFERENCE PLAYOFF | | | | | |
| 12/24 | CLEVELAND..... | W | 20-14 | 78,916 | 78,196 |
| AMERICAN CONFERENCE CHAMPIONSHIP | | | | | |
| 12/31 | at Pittsburgh | W | 21-17 | 50,845 | 50,350 |
| SUPER BOWL VII AT LOS ANGELES | | | | | |
| 1/14/73 | Washington | W | 14-7 | 90,182 | 85,462 |
| 1973: | Won 12, Lost 2 | | | Head Coach: Don Shula | |
| | First- Eastern Division | | | | |
| | | | | DISTRIB | ACTUAL |
| 9/16 | ● SAN FRANCISCO | W | 21-13 | 78,768 | 68,275 |
| 9/23 | at Oakland | L | 7-12 | 74,121 | 74,044 |
| 9/30 | ● NEW ENGLAND | W | 44-23 | 78,830 | 62,508 |
| 10/7 | ● NEW YORK JETS | W | 31-3 | 78,821 | 63,850 |
| 10/15 | ● at Cleveland (MN) | W | 17-9 | 78,424 | 72,070 |
| 10/21 | ● BUFFALO | W | 27-6 | 78,738 | 65,241 |
| 10/28 | ● at New England | W | 30-14 | 60,268 | 57,617 |
| 11/4 | ● at New York Jets | W | 24-14 | 61,462 | 57,591 |
| 11/11 | ● BALTIMORE | W | 44-0 | 78,854 | 60,332 |
| 11/18 | ● at Buffalo | W | 17-0 | 79,401 | 77,138 |
| 11/22 | ● at Dallas | W | 14-7 | 62,967 | 58,089 |
| 12/3 | ● PITTSBURGH (MN) | W | 30-26 | 78,922 | 68,901 |
| 12/9 | at Baltimore | L | 3-16 | 57,834 | 41,005 |
| 12/15 | ● DETROIT (SA) | W | 34-7 | 78,337 | 53,375 |
| | | | | 1,025,747 | 880,036 |
| AMERICAN CONFERENCE PLAYOFF | | | | | |
| 12/23 | CINCINNATI..... | W | 34-16 | 78,928 | 75,770 |
| AMERICAN CONFERENCE CHAMPIONSHIP | | | | | |
| 12/30 | ● OAKLAND | W | 27-10 | 79,325 | 75,105 |
| SUPER BOWL VIII AT HOUSTON | | | | | |
| 1/13/74 | Minnesota | W | 24-7 | 71,882 | 68,142 |
| 1974: | Won 11, Lost 3 | | | Head Coach: Don Shula | |
| | First - Eastern Division | | | | |
| | | | | DISTRIB | ACTUAL |
| 9/15 | at New England..... | L | 24-34 | 55,006 | 54,193 |
| 9/22 | ● at Buffalo | W | 24-16 | 79,463 | 78,990 |
| 9/29 | at San Diego | W | 28-21 | 45,098 | 44,706 |
| 10/7 | ● NEW YORK JETS (MN)... | W | 21-17 | 78,219 | 61,527 |
| 10/13 | ● at Washington | L | 17-20 | 54,395 | 54,395 |
| 10/20 | KANSAS CITY | W | 9-3 | 75,358 | 67,779 |
| 10/27 | BALTIMORE | W | 17-7 | 72,849 | 65,868 |
| 11/3 | ATLANTA | W | 42-7 | 74,935 | 64,399 |
| 11/10 | at New Orleans | W | 21-0 | 74,289 | 73,458 |
| 11/17 | ● BUFFALO | W | 35-28 | 78,771 | 69,313 |
| 11/24 | ● at New York Jets | L | 14-17 | 60,481 | 57,162 |
| 12/2 | CINCINNATI (MN) | W | 24-3 | 78,675 | 71,962 |
| 12/8 | at Baltimore | W | 17-16 | 40,911 | 34,420 |
| 12/15 | ● NEW ENGLAND | W | 34-27 | 78,611 | 56,920 |
| | | | | 947,061 | 855,092 |
| AMERICAN CONFERENCE PLAYOFF | | | | | |
| 12/21 | at Oakland..... | L | 26-28 | 53,023 | 52,817 |
| 1975: | Won 10, Lost 4 | | | Head Coach: Don Shula | |
| | Second - Eastern Division | | | | |
| | | | | DISTRIB | ACTUAL |
| 9/22 | OAKLAND (MN) | L | 21-31 | 78,805 | 78,744 |
| 9/28 | ● at New England..... | W | 22-14 | 61,279 | 60,602 |
| 10/5 | ● at Green Bay | W | 31-7 | 56,267 | 55,270 |
| 10/12 | PHILADELPHIA | W | 24-16 | 62,925 | 60,127 |
| 10/19 | ● at New York Jets | W | 43-0 | 60,471 | 47,191 |
| 10/26 | ● at Buffalo | W | 35-30 | 79,429 | 79,080 |
| 11/2 | at Chicago | W | 46-13 | 56,577 | 51,298 |
| 11/9 | NEW YORK JETS | W | 27-7 | 75,631 | 72,896 |
| 11/16 | ● at Houston | L | 19-20 | 50,494 | 48,892 |
| 11/23 | BALTIMORE | L | 17-33 | 67,029 | 61,986 |
| 12/1 | NEW ENGLAND (MN) | W | 20-7 | 68,480 | 61,963 |
| 12/7 | BUFFALO | W | 31-21 | 78,701 | 74,573 |

| | | | | | |
|-------|----------------------|---|-----------|----------------|----------------|
| 12/14 | ● at Baltimore | L | 7-10 (OT) | 59,808 | 59,398 |
| 12/20 | DENVER (SA) | W | 14-13 | 56,187 | 43,064 |
| | | | | 912,083 | 855,084 |

1976: Won 6, Lost 8 **Head Coach: Don Shula**
Third-Eastern Division

| | | | | DISTRIB | ACTUAL |
|-------|------------------------|---|------------|----------------|----------------|
| 9/13 | at Buffalo (MN) | W | 30-21 | 77,800 | 77,683 |
| 9/19 | at New England | L | 14-30 | 46,227 | 46,053 |
| 9/26 | NEW YORK JETS | W | 16-0 | 53,600 | 49,754 |
| 10/3 | LOS ANGELES | L | 28-31 | 65,314 | 60,753 |
| 10/10 | ● at Baltimore | L | 14-28 | 59,295 | 58,832 |
| 10/17 | KANSAS CITY | L | 17-20 (OT) | 50,471 | 43,325 |
| 10/24 | at Tampa Bay | W | 23-20 | 63,016 | 59,155 |
| 10/31 | NEW ENGLAND | W | 10-3 | 57,984 | 52,863 |
| 11/7 | at New York Jets | W | 27-7 | 58,882 | 53,344 |
| 11/14 | ● at Pittsburgh | L | 3-14 | 49,813 | 48,945 |
| 11/22 | BALTIMORE (MN) | L | 16-17 | 68,372 | 62,104 |
| 11/28 | at Cleveland | L | 13-17 | 76,562 | 74,715 |
| 12/5 | BUFFALO | W | 45-27 | 51,423 | 43,475 |
| 12/11 | MINNESOTA (SA) | L | 7-29 | 52,945 | 46,543 |
| | | | | 831,704 | 777,544 |

1977: Won 10, Lost 4 **Head Coach: Don Shula**
Second - Eastern Division

| | | | | DISTRIB | ACTUAL |
|-------|------------------------|---|-------|----------------|----------------|
| 9/18 | at Buffalo | W | 13-0 | 78,048 | 76,097 |
| 9/25 | at San Francisco | W | 19-15 | 45,560 | 40,503 |
| 10/2 | HOUSTON | W | 27-7 | 50,764 | 49,619 |
| 10/9 | at Baltimore | L | 28-45 | 57,829 | 57,005 |
| 10/16 | NEW YORK JETS | W | 21-17 | 45,048 | 43,446 |
| 10/23 | SEATTLE | W | 31-13 | 38,967 | 29,858 |
| 10/30 | SAN DIEGO | L | 13-14 | 47,525 | 40,670 |
| 11/6 | at New York Jets | W | 14-10 | 53,698 | 51,582 |
| 11/13 | NEW ENGLAND | W | 17-5 | 67,907 | 67,502 |
| 11/20 | ● at Cincinnati | L | 17-23 | 58,710 | 46,733 |
| 11/24 | ● at St. Louis | W | 55-14 | 50,855 | 50,269 |
| 12/5 | ● BALTIMORE (MN) | W | 17-6 | 74,216 | 68,977 |
| 12/11 | ● at New England | L | 10-14 | 61,279 | 61,064 |
| 12/17 | BUFFALO (SA) | W | 31-14 | 45,855 | 39,626 |
| | | | | 776,261 | 722,951 |

1978: Won 11, Lost 5 **Head Coach: Don Shula**
Second - Eastern Division

| | | | | DISTRIB | ACTUAL |
|-------|-------------------------|---|-------|----------------|----------------|
| 9/3 | at New York Jets | L | 20-33 | 53,941 | 49,598 |
| 9/10 | at Baltimore | W | 42-0 | 47,658 | 46,426 |
| 9/17 | BUFFALO | W | 31-24 | 51,362 | 48,373 |
| 9/24 | ● at Philadelphia | L | 3-17 | 64,328 | 62,998 |
| 10/1 | ST. LOUIS | W | 24-10 | 47,650 | 43,882 |
| 10/9 | CINCINNATI (MN) | W | 21-0 | 57,481 | 54,729 |
| 10/15 | at San Diego | W | 28-21 | 51,426 | 50,637 |
| 10/22 | ● at New England | L | 24-33 | 61,297 | 60,424 |
| 10/29 | BALTIMORE | W | 26-8 | 55,783 | 53,524 |
| 11/5 | ● DALLAS | W | 23-16 | 74,058 | 70,414 |
| 11/12 | at Buffalo | W | 25-24 | 50,110 | 48,623 |
| 11/20 | ● at Houston (MN) | L | 30-35 | 51,189 | 50,290 |
| 11/26 | NEW YORK JETS | L | 13-24 | 53,900 | 49,255 |
| 12/3 | ● at Washington | W | 16-0 | 54,239 | 52,860 |
| 12/10 | OAKLAND | W | 23-6 | 73,889 | 73,003 |
| 12/18 | NEW ENGLAND (MN) | W | 23-3 | 73,945 | 72,071 |
| | | | | 922,256 | 887,107 |

AFC WILD-CARD PLAYOFF

| | | | | | |
|-------|---------------|---|------|--------|--------|
| 12/24 | HOUSTON | L | 9-17 | 72,445 | 70,036 |
|-------|---------------|---|------|--------|--------|

1979: Won 10, Lost 6 **Head Coach: Don Shula**
First - Eastern Division

| | | | | DISTRIB | ACTUAL |
|------|------------------------|---|-------|----------------|---------------|
| 9/2 | at Buffalo | W | 9-7 | 70,841 | 69,441 |
| 9/9 | SEATTLE | W | 19-10 | 60,045 | 56,233 |
| 9/16 | ● at Minnesota | W | 27-12 | 47,748 | 44,187 |
| 9/23 | CHICAGO | W | 31-16 | 66,598 | 66,011 |
| 9/30 | at New York Jets | L | 27-33 | 59,595 | 51,496 |

| | | | | | |
|-------|--------------------------|---|------------|----------------|----------------|
| 10/8 | ● at Oakland (MN)..... | L | 3-13 | 53,419 | 52,419 |
| 10/14 | BUFFALO | W | 17-7 | 54,062 | 45,597 |
| 10/21 | ● at New England | L | 13-28 | 61,297 | 61,096 |
| 10/28 | GREEN BAY | W | 27-7 | 54,343 | 47,741 |
| 11/5 | HOUSTON (MN) | L | 6-9 | 73,900 | 70,273 |
| 11/11 | BALTIMORE | W | 19-0 | 56,884 | 50,193 |
| 11/18 | at Cleveland | L | 24-30 (OT) | 81,300 | 80,374 |
| 11/25 | at Baltimore | W | 28-24 | 44,989 | 36,016 |
| 11/29 | ● NEW ENGLAND (TH) | W | 39-24 | 73,628 | 69,174 |
| 12/9 | at Detroit | W | 28-10 | 79,073 | 78,087 |
| 12/15 | NEW YORK JETS (SA) ... | L | 24-27 | 58,620 | 49,915 |
| | | | | 996,342 | 930,253 |

AMERICAN CONFERENCE PLAYOFF

| | | | | | |
|-------|-----------------------|---|-------|--------|--------|
| 12/30 | ● at Pittsburgh | L | 14-34 | 50,320 | 50,214 |
|-------|-----------------------|---|-------|--------|--------|

1980: Won 8, Lost 8

Head Coach: Don Shula

Third - Eastern Division

| | | | | DISTRIB | ACTUAL |
|-------|-----------------------------|---|------------|----------------|----------------|
| 9/7 | at Buffalo | L | 7-17 | 80,020 | 79,598 |
| 9/14 | CINCINNATI | W | 17-16 | 45,480 | 38,322 |
| 9/21 | ● at Atlanta | W | 20-17 | 58,558 | 55,479 |
| 9/28 | NEW ORLEANS | W | 21-16 | 46,599 | 40,946 |
| 10/5 | BALTIMORE | L | 17-30 | 53,838 | 50,631 |
| 10/12 | ● at New England | L | 0-34 | 60,392 | 60,377 |
| 10/19 | BUFFALO | W | 17-14 | 49,499 | 41,636 |
| 10/27 | at New York Jets (MN) | L | 14-17 | 59,677 | 53,046 |
| 11/2 | at Oakland | L | 10-16 | 47,274 | 46,378 |
| 11/9 | ● at Los Angeles | W | 35-14 | 67,751 | 62,198 |
| 11/16 | SAN FRANCISCO | W | 17-13 | 50,219 | 45,135 |
| 11/20 | SAN DIEGO (TH) | L | 24-27 (OT) | 66,009 | 63,013 |
| 11/30 | ● at Pittsburgh | L | 10-23 | 54,082 | 51,384 |
| 12/8 | NEW ENGLAND (MN) | W | 16-13 (OT) | 63,936 | 63,292 |
| 12/14 | at Baltimore | W | 24-14 | 36,136 | 30,564 |
| 12/20 | NEW YORK JETS (SA) ... | L | 17-24 | 47,920 | 41,854 |
| | | | | 887,390 | 823,853 |

1981: Won 11, Lost 4, Tied 1

Head Coach: Don Shula

First - Eastern Division

| | | | | DISTRIB | ACTUAL |
|-------|---------------------------|---|------------|----------------|----------------|
| 9/6 | at St. Louis | W | 20-7 | 50,923 | 50,351 |
| 9/10 | PITTSBURGH (TH) | W | 30-10 | 75,059 | 74,190 |
| 9/20 | ● at Houston | W | 16-10 | 51,344 | 47,379 |
| 9/27 | at Baltimore | W | 31-28 | 42,452 | 41,630 |
| 10/4 | NEW YORK JETS | T | 28-28 (OT) | 69,631 | 68,723 |
| 10/12 | ● at Buffalo (MN) | L | 21-31 | 79,275 | 78,576 |
| 10/18 | WASHINGTON | W | 13-10 | 51,710 | 47,367 |
| 10/25 | ● at Dallas | L | 27-28 | 65,066 | 64,221 |
| 11/1 | BALTIMORE | W | 27-10 | 50,473 | 46,061 |
| 11/8 | ● at New England | W | 30-27 (OT) | 61,297 | 60,436 |
| 11/15 | OAKLAND | L | 17-33 | 66,359 | 61,777 |
| 11/22 | ● at New York Jets | L | 15-16 | 60,370 | 59,962 |
| 11/30 | ● PHILADELPHIA (MN) | W | 13-10 | 73,916 | 67,797 |
| 12/6 | NEW ENGLAND | W | 24-14 | 54,326 | 50,421 |
| 12/13 | at Kansas City | W | 17-7 | 57,477 | 57,407 |
| 12/19 | BUFFALO (SA) | W | 16-6 | 73,629 | 72,956 |
| | | | | 983,307 | 949,254 |

AMERICAN CONFERENCE PLAYOFF

| | | | | | |
|--------|-------------------|---|------------|--------|--------|
| 1/2/82 | ● SAN DIEGO | L | 38-41 (OT) | 74,233 | 73,735 |
|--------|-------------------|---|------------|--------|--------|

1982: Won 7, Lost 2

Head Coach: Don Shula

Second (Tied) - American Football Conference

| | | | | DISTRIB | ACTUAL |
|--------|-------------------------|---|-------|----------------|----------------|
| 9/12 | at New York Jets | W | 45-28 | 54,236 | 53,360 |
| 9/19 | BALTIMORE | W | 24-20 | 53,823 | 51,999 |
| 11/21 | at Buffalo | W | 9-7 | 54,475 | 52,945 |
| 11/29 | at Tampa Bay (MN) | L | 17-23 | 70,686 | 54,854 |
| 12/5 | MINNESOTA | W | 22-14 | 50,474 | 45,721 |
| 12/12 | at New England | L | 0-3 | 33,293 | 25,716 |
| 12/18 | NEW YORK JETS (SA) ... | W | 20-19 | 67,825 | 67,702 |
| 12/27 | BUFFALO (MN) | W | 27-10 | 75,051 | 73,924 |
| 1/2/83 | at Baltimore | W | 34-7 | 22,354 | 19,073 |
| | | | | 482,217 | 445,294 |

Games Lost to Strike: at Green Bay (9/26), at Cincinnati (10/3), DETROIT (10/10), NEW ENGLAND (10/17), at L.A. Raiders (10/31), SAN DIEGO (MN, 11/8), CLEVELAND (11/14)

AMERICAN CONFERENCE PLAYOFF (first round)

1/8/83 NEW ENGLAND W 28-13 70,881 68,842

AMERICAN CONFERENCE PLAYOFF (second round)

1/16/83 ● SAN DIEGO W 34-13 73,772 71,383

AMERICAN CONFERENCE CHAMPIONSHIP

1/23/83 ● NEW YORK JETS W 14-0 74,918 67,396

SUPER BOWL XVII AT PASADENA

1/30/83 Washington L 17-27 103,667

**1983: Won 12, Lost 4
First - Eastern Division**

Head Coach: Don Shula

| | | | | DISTRIB | ACTUAL |
|-------|----------------------------|---|------------|------------------|----------------|
| 9/4 | at Buffalo | W | 12-0 | 80,020 | 78,715 |
| 9/11 | NEW ENGLAND | W | 34-24 | 62,309 | 59,343 |
| 9/19 | at L.A. Raiders (MN) | L | 14-27 | 60,696 | 57,796 |
| 9/25 | KANSAS CITY | W | 14-6 | 55,125 | 50,785 |
| 10/2 | at New Orleans | L | 7-17 | 71,081 | 66,489 |
| 10/9 | BUFFALO | L | 35-38 (OT) | 62,716 | 59,948 |
| 10/16 | at New York Jets | W | 32-14 | 60,370 | 58,615 |
| 10/23 | at Baltimore | W | 21-7 | 45,768 | 32,343 |
| 10/30 | L.A. RAMS | W | 30-14 | 74,856 | 72,175 |
| 11/6 | at San Francisco | W | 20-17 | 61,047 | 57,832 |
| 11/13 | at New England | L | 6-17 | 61,150 | 60,771 |
| 11/20 | BALTIMORE | W | 37-0 | 59,736 | 54,482 |
| 11/28 | ● CINCINNATI (MN) | W | 38-14 | 75,007 | 74,506 |
| 12/4 | at Houston | W | 24-17 | 50,365 | 39,434 |
| 12/10 | ATLANTA (SA) | W | 31-24 | 62,552 | 56,725 |
| 12/16 | NEW YORK JETS (FR) ... | W | 34-14 | 75,057 | 59,975 |
| | | | | 1,017,855 | 939,934 |

AMERICAN CONFERENCE PLAYOFF

12/31 SEATTLE..... L 20-27 75,116 71,032

**1984: Won 14, Lost 2
First - Eastern Division**

Head Coach: Don Shula

| | | | | DISTRIB | ACTUAL |
|-------|-------------------------|---|------------|------------------|----------------|
| 9/2 | ● at Washington | W | 35-17 | 55,431 | 52,683 |
| 9/9 | NEW ENGLAND | W | 28-7 | 67,843 | 66,083 |
| 9/17 | at Buffalo (MN) | W | 21-17 | 66,317 | 65,455 |
| 9/23 | INDIANAPOLIS | W | 44-7 | 57,813 | 55,415 |
| 9/30 | at St. Louis | W | 36-28 | 48,605 | 46,991 |
| 10/7 | ● at Pittsburgh | W | 31-7 | 59,103 | 59,103 |
| 10/14 | HOUSTON | W | 28-10 | 59,106 | 54,080 |
| 10/21 | at New England | W | 44-24 | 60,890 | 60,711 |
| 10/28 | BUFFALO | W | 38-7 | 61,897 | 58,824 |
| 11/4 | at New York Jets | W | 31-17 | 76,891 | 72,655 |
| 11/11 | PHILADELPHIA | W | 24-23 | 70,805 | 70,227 |
| 11/18 | at San Diego | L | 28-34 (OT) | 60,234 | 53,041 |
| 11/26 | NEW YORK JETS (MN)... | W | 28-17 | 75,002 | 74,884 |
| 12/2 | ● L.A. RAIDERS | L | 34-45 | 75,151 | 71,222 |
| 12/9 | ● at Indianapolis | W | 35-17 | 60,695 | 60,411 |
| 12/17 | ● DALLAS (MN) | W | 28-21 | 75,105 | 74,139 |
| | | | | 1,030,888 | 995,924 |

AMERICAN CONFERENCE PLAYOFF

12/29 ● SEATTLE..... W 31-10 74,291 73,469

AMERICAN CONFERENCE CHAMPIONSHIP

1/6/85 ● PITTSBURGH W 45-28 76,029 76,029

SUPER BOWL XIX AT PALO ALTO

1/20/85 San Francisco L 16-38 84,059

**1985: Won 12, Lost 4
First - Eastern Division**

Head Coach: Don Shula

| | | | | DISTRIB | ACTUAL |
|-------|-------------------------------|---|-------|----------------|---------------|
| 9/8 | at Houston | L | 23-26 | 50,157 | 47,656 |
| 9/15 | INDIANAPOLIS | W | 30-13 | 57,772 | 53,693 |
| 9/22 | KANSAS CITY | W | 31-0 | 72,238 | 69,791 |
| 9/29 | ● at Denver | W | 30-26 | 75,100 | 73,614 |
| 10/6 | ● PITTSBURGH | W | 24-20 | 75,070 | 72,820 |
| 10/14 | ● at New York Jets (MN) | L | 7-23 | 76,891 | 73,807 |
| 10/20 | TAMPA BAY | W | 41-38 | 62,987 | 62,335 |
| 10/27 | ● at Detroit | L | 21-31 | 80,638 | 75,291 |

| | | | | | |
|-------|--------------------------|---|-------|------------------|------------------|
| 11/3 | ● at New England..... | L | 13-17 | 61,000 | 58,811 |
| 11/10 | ● NEW YORK JETS | W | 21-17 | 75,275 | 73,695 |
| 11/17 | ● at Indianapolis | W | 34-20 | 60,656 | 59,666 |
| 11/24 | at Buffalo | W | 23-14 | 53,529 | 50,474 |
| 12/2 | ● CHICAGO (MN) | W | 38-24 | 75,594 | 75,594 |
| 12/8 | ● at Green Bay | W | 34-24 | 56,860 | 52,671 |
| 12/16 | ● NEW ENGLAND (MN) | W | 30-27 | 75,825 | 69,489 |
| 12/22 | BUFFALO | W | 28-0 | 65,686 | 64,811 |
| | | | | 1,075,278 | 1,034,218 |

AMERICAN CONFERENCE PLAYOFF

| | | | | | |
|--------|-------------------|---|-------|--------|--------|
| 1/4/86 | ● CLEVELAND | W | 24-21 | 75,842 | 75,128 |
|--------|-------------------|---|-------|--------|--------|

AMERICAN CONFERENCE CHAMPIONSHIP

| | | | | | |
|---------|---------------------|---|-------|--------|--------|
| 1/12/86 | ● NEW ENGLAND | L | 14-31 | 76,270 | 74,978 |
|---------|---------------------|---|-------|--------|--------|

1986: Won 8, Lost 8

Head Coach: Don Shula

Third - Eastern Division

| | | | | DISTRIB | ACTUAL |
|-------|---------------------------|---|------------|------------------|----------------|
| 9/7 | ● at San Diego | L | 28-50 | 60,147 | 57,726 |
| 9/14 | INDIANAPOLIS | W | 30-10 | 58,442 | 51,848 |
| 9/21 | ● at New York Jets | L | 45-51 (OT) | 76,891 | 71,025 |
| 9/28 | SAN FRANCISCO | L | 16-31 | 74,730 | 70,264 |
| 10/5 | ● at New England | L | 7-34 | 61,000 | 60,689 |
| 10/12 | BUFFALO | W | 27-14 | 59,089 | 49,467 |
| 10/19 | ● L.A. RAIDERS | L | 28-30 | 75,284 | 53,421 |
| 10/26 | ● at Indianapolis | W | 17-13 | 60,596 | 58,350 |
| 11/2 | HOUSTON | W | 28-7 | 56,321 | 43,804 |
| 11/10 | ● at Cleveland (MN) | L | 16-26 | 79,793 | 77,949 |
| 11/16 | ● at Buffalo | W | 34-24 | 80,290 | 76,474 |
| 11/24 | ● NEW YORK JETS (MN)... | W | 45-3 | 76,254 | 70,206 |
| 11/30 | ATLANTA | L | 14-20 | 62,309 | 53,762 |
| 12/7 | at New Orleans | W | 31-27 | 69,136 | 64,761 |
| 12/14 | ● at L.A. Rams | W | 37-31 (OT) | 68,379 | 62,629 |
| 12/22 | NEW ENGLAND (MN) | L | 27-34 | 76,254 | 74,516 |
| | | | | 1,094,915 | 996,891 |

1987: Won 8, Lost 7

Head Coach: Don Shula

Second (Tied) - Eastern Division

| | | | | DISTRIB | ACTUAL |
|-------|--------------------------|---|------------|----------------|----------------|
| 9/13 | ● at New England..... | L | 21-28 | 60,864 | 54,642 |
| 9/20 | at Indianapolis | W | 23-10 | 58,704 | 57,524 |
| 10/4 | ● at Seattle | L | 20-24 | 32,056 | 19,448 |
| 10/11 | KANSAS CITY | W | 42-0 | 43,875 | 25,867 |
| 10/18 | ● at New York Jets | L | 31-37 (OT) | 39,000 | 18,249 |
| 10/25 | BUFFALO | L | 31-34 (OT) | 70,592 | 61,295 |
| 11/1 | PITTSBURGH | W | 35-24 | 72,028 | 52,578 |
| 11/8 | ● at Cincinnati | W | 20-14 | 59,931 | 53,840 |
| 11/15 | INDIANAPOLIS | L | 21-40 | 72,070 | 65,433 |
| 11/22 | ● at Dallas (SN)..... | W | 20-14 | 63,292 | 56,519 |
| 11/29 | at Buffalo | L | 0-27 | 72,350 | 68,055 |
| 12/7 | ● NEW YORK JETS (MN)... | W | 37-28 | 72,672 | 62,592 |
| 12/13 | ● at Philadelphia | W | 28-10 | 65,746 | 63,841 |
| 12/20 | ● WASHINGTON (SN) | W | 23-21 | 72,743 | 65,715 |
| 12/28 | ● NEW ENGLAND (MN) | L | 10-24 | 72,630 | 61,192 |
| | | | | 928,553 | 786,790 |

Game Lost to Strike: NEW YORK GIANTS (9/27)

1988: Won 6, Lost 10

Head Coach: Don Shula

Fifth - Eastern Division

| | | | | DISTRIB | ACTUAL |
|-------|--------------------------|---|-------|----------------|---------------|
| 9/4 | ● at Chicago | L | 7-34 | 66,496 | 63,330 |
| 9/11 | ● at Buffalo | L | 6-9 | 80,343 | 79,529 |
| 9/18 | GREEN BAY | W | 24-17 | 61,965 | 54,409 |
| 9/25 | ● at Indianapolis | L | 13-15 | 60,577 | 59,638 |
| 10/2 | MINNESOTA | W | 24-7 | 65,757 | 59,867 |
| 10/9 | at L.A. Raiders | W | 24-14 | 55,178 | 50,751 |
| 10/16 | SAN DIEGO | W | 31-28 | 64,623 | 58,972 |
| 10/23 | NEW YORK JETS | L | 30-44 | 72,756 | 68,292 |
| 10/30 | at Tampa Bay | W | 17-14 | 74,314 | 67,352 |
| 11/6 | ● at New England | L | 10-21 | 60,945 | 60,840 |
| 11/14 | BUFFALO (MN) | L | 6-31 | 72,610 | 67,091 |
| 11/20 | NEW ENGLAND (SN) | L | 3-6 | 65,009 | 53,525 |
| 11/27 | ● at New York Jets | L | 34-38 | 76,891 | 52,752 |

| | | | | | |
|--------------|--|---|------------|------------------------------|------------------|
| 12/4 | INDIANAPOLIS | L | 28-31 | 61,613 | 45,236 |
| 12/12 | CLEVELAND (MN) | W | 38-31 | 71,518 | 61,884 |
| 12/18 | ● at Pittsburgh | L | 24-40 | 59,000 | 36,051 |
| | | | | 1,069,595 | 939,519 |
| 1989: | Won 8, Lost 8 | | | Head Coach: Don Shula | |
| | Second (Tied) - Eastern Division | | | | |
| | | | | DISTRIB | ACTUAL |
| 9/10 | BUFFALO | L | 24-27 | 58,373 | 54,541 |
| 9/17 | at New England | W | 24-10 | 58,089 | 57,043 |
| 9/24 | NEW YORK JETS | L | 33-40 | 67,673 | 65,908 |
| 10/1 | at Houston | L | 7-39 | 53,617 | 53,326 |
| 10/8 | CLEVELAND | W | 13-10 (OT) | 64,542 | 58,444 |
| 10/15 | ● at Cincinnati | W | 20-13 | 60,044 | 58,184 |
| 10/22 | GREEN BAY | W | 23-20 | 60,570 | 56,624 |
| 10/29 | ● at Buffalo | L | 17-31 | 80,422 | 80,208 |
| 11/5 | INDIANAPOLIS | W | 19-13 | 57,916 | 52,680 |
| 11/12 | ● at New York Jets | W | 31-23 | 76,891 | 65,923 |
| 11/19 | at Dallas | W | 17-14 | 58,738 | 56,044 |
| 11/26 | PITTSBURGH | L | 14-34 | 65,302 | 59,936 |
| 12/3 | at Kansas City | L | 21-26 | 56,004 | 54,610 |
| 12/10 | NEW ENGLAND (SN) | W | 31-10 | 62,127 | 55,918 |
| 12/17 | ● at Indianapolis | L | 13-42 | 60,643 | 55,665 |
| 12/24 | KANSAS CITY | L | 24-27 | 55,952 | 43,612 |
| | | | | 996,903 | 928,666 |
| 1990: | Won 12, Lost 4 | | | Head Coach: Don Shula | |
| | Second - Eastern Division | | | | |
| | | | | DISTRIB | ACTUAL |
| 9/9 | at New England | W | 27-24 | 45,628 | 45,305 |
| 9/16 | BUFFALO | W | 30-7 | 68,490 | 68,142 |
| 9/23 | ● at New York Giants | L | 3-20 | 77,186 | 76,483 |
| 9/30 | ● at Pittsburgh | W | 28-6 | 59,000 | 54,691 |
| 10/7 | NEW YORK JETS | W | 20-16 | 71,835 | 69,678 |
| 10/18 | NEW ENGLAND (TH) | W | 17-10 | 65,017 | 62,630 |
| 10/28 | ● at Indianapolis | W | 27-7 | 60,649 | 59,213 |
| 11/4 | PHOENIX | W | 23-3 | 57,652 | 54,924 |
| 11/11 | ● at New York Jets | W | 17-3 | 76,891 | 68,362 |
| 11/19 | ● L.A. RAIDERS (MN) | L | 10-13 | 72,393 | 70,553 |
| 11/25 | at Cleveland | W | 30-13 | 73,195 | 70,225 |
| 12/2 | ● at Washington | L | 20-42 | 55,683 | 53,599 |
| 12/9 | ● PHILADELPHIA (SN) | W | 23-20 (OT) | 71,904 | 67,034 |
| 12/16 | SEATTLE | W | 24-17 | 61,843 | 57,851 |
| 12/23 | ● at Buffalo | L | 14-24 | 80,433 | 80,235 |
| 12/30 | INDIANAPOLIS | W | 23-17 | 63,797 | 59,547 |
| | | | | 1,061,596 | 1,018,472 |
| | AMERICAN CONFERENCE FIRST ROUND PLAYOFF | | | | |
| 1/5 | ● KANSAS CITY | W | 17-16 | 73,067 | 67,276 |
| | AMERICAN CONFERENCE DIVISIONAL PLAYOFF | | | | |
| 1/12/91 | ● at Buffalo | L | 34-44 | 80,252 | 77,087 |
| 1991: | Won 8, Lost 8 | | | Head Coach: Don Shula | |
| | Second (Tied) - Eastern Division | | | | |
| | | | | DISTRIB | ACTUAL |
| 9/1 | ● at Buffalo | L | 31-35 | 80,368 | 80,252 |
| 9/8 | INDIANAPOLIS | W | 17-6 | 55,076 | 51,155 |
| 9/15 | at Detroit | L | 13-17 | 59,693 | 56,896 |
| 9/22 | GREEN BAY | W | 16-13 | 57,799 | 56,583 |
| 9/29 | ● at New York Jets | L | 23-41 | 76,891 | 71,170 |
| 10/6 | at New England | W | 20-10 | 55,075 | 49,749 |
| 10/13 | ● at Kansas City | L | 7-42 | 77,865 | 76,021 |
| 10/20 | HOUSTON | L | 13-17 | 66,328 | 60,705 |
| 11/3 | at Indianapolis | W | 10-6 | 57,154 | 55,899 |
| 11/10 | NEW ENGLAND (SN) | W | 30-20 | 59,169 | 56,065 |
| 11/18 | ● BUFFALO (MN) | L | 27-41 | 72,839 | 71,062 |
| 11/24 | ● at Chicago | W | 16-13 (OT) | 66,946 | 58,288 |
| 12/1 | TAMPA BAY | W | 33-14 | 59,393 | 51,036 |
| 12/9 | CINCINNATI (MN) | W | 37-13 | 64,844 | 60,616 |
| 12/15 | at San Diego | L | 30-38 | 53,140 | 47,731 |
| 12/22 | ● NEW YORK JETS | L | 20-23 (OT) | 72,487 | 69,636 |
| | | | | 1,035,067 | 972,864 |

1992: Won 11, Lost 5 **Head Coach: Don Shula**
First - Eastern Division

| | | | | DISTRIB | ACTUAL |
|-------|---------------------------|---|------------|------------------|------------------|
| 9/14 | at Cleveland (MN) | W | 27-23 | 76,910 | 74,765 |
| 9/20 | L.A. RAMS | W | 26-10 | 59,892 | 55,945 |
| 9/27 | ● at Seattle | W | 19-17 | 65,879 | 59,374 |
| 10/4 | ● at Buffalo | W | 37-10 | 80,404 | 80,368 |
| 10/11 | ATLANTA | W | 21-17 | 71,646 | 68,633 |
| 10/18 | NEW ENGLAND | W | 38-17 | 61,120 | 57,282 |
| 10/25 | INDIANAPOLIS | L | 20-31 | 62,515 | 61,117 |
| 11/1 | ● at New York Jets | L | 14-26 | 76,891 | 69,313 |
| 11/8 | at Indianapolis | W | 28-0 | 61,046 | 59,892 |
| 11/16 | ● BUFFALO (MN) | L | 20-26 | 72,460 | 70,629 |
| 11/22 | ● HOUSTON | W | 19-16 | 72,009 | 63,597 |
| 11/29 | ● at New Orleans | L | 13-24 | 68,591 | 68,591 |
| 12/6 | ● at San Francisco | L | 3-27 | 66,461 | 58,474 |
| 12/14 | ● L.A. RAIDERS (MN) | W | 20-7 | 72,220 | 67,098 |
| 12/20 | ● NEW YORK JETS (SN) ... | W | 19-17 | 72,133 | 68,275 |
| 12/27 | at New England | W | 16-13 (OT) | 43,137 | 34,726 |
| | | | | 1,083,314 | 1,018,079 |

AMERICAN CONFERENCE DIVISIONAL PLAYOFF

1/10/93 ● SAN DIEGO

| | | | |
|---|------|--------|--------|
| W | 31-0 | 72,625 | 71,224 |
|---|------|--------|--------|

AMERICAN CONFERENCE CHAMPIONSHIP

1/17/93 ● BUFFALO

| | | | |
|---|-------|--------|--------|
| L | 10-29 | 72,996 | 72,703 |
|---|-------|--------|--------|

1993: Won 9, Lost 7 **Head Coach: Don Shula**
Second - Eastern Division

| | | | | DISTRIB | ACTUAL |
|--------|---------------------------|---|------------|------------------|------------------|
| 9/5 | at Indianapolis | W | 24-20 | 54,249 | 51,858 |
| 9/12 | NEW YORK JETS | L | 14-24 | 73,150 | 70,314 |
| 9/26 | ● at Buffalo | W | 22-13 | 80,076 | 79,635 |
| 10/4 | ● WASHINGTON (MN) | W | 17-10 | 73,672 | 68,568 |
| 10/10 | ● at Cleveland | W | 24-14 | 78,512 | 78,138 |
| 10/24 | INDIANAPOLIS (SN) | W | 41-27 | 61,209 | 57,301 |
| 10/31 | ● KANSAS CITY | W | 30-10 | 73,886 | 67,765 |
| 11/7 | ● at New York Jets | L | 10-27 | 77,289 | 71,306 |
| 11/14 | ● at Philadelphia | W | 19-14 | 66,552 | 64,213 |
| 11/21 | NEW ENGLAND | W | 17-13 | 65,929 | 59,982 |
| 11/25 | ● at Dallas | W | 16-14 | 60,198 | 60,198 |
| 12/5 | ● NEW YORK GIANTS | L | 14-19 | 74,444 | 72,161 |
| 12/13 | ● PITTSBURGH (MN) | L | 20-21 | 73,882 | 70,232 |
| 12/19 | ● BUFFALO | L | 34-47 | 74,504 | 71,597 |
| 12/27 | ● at San Diego (MN) | L | 20-45 | 63,349 | 60,311 |
| 1/2/94 | ● at New England | L | 27-33 (OT) | 60,290 | 53,883 |
| | | | | 1,111,191 | 1,057,462 |

1994: Won 10, Lost 6 **Head Coach: Don Shula**
First - Eastern Division

| | | | | DISTRIB | ACTUAL |
|-------|-----------------------------|---|------------|------------------|------------------|
| 9/4 | NEW ENGLAND | W | 39-35 | 73,821 | 71,023 |
| 9/11 | ● Green Bay (at Mil.) | W | 24-14 | 56,051 | 55,011 |
| 9/18 | ● NEW YORK JETS | W | 28-14 | 73,925 | 68,977 |
| 9/25 | ● at Minnesota | L | 35-38 | 64,035 | 64,035 |
| 10/2 | ● at Cincinnati (SN) | W | 23-7 | 59,943 | 55,056 |
| 10/9 | ● at Buffalo | L | 11-21 | 79,583 | 79,491 |
| 10/16 | ● L.A. RAIDERS | W | 20-17 (OT) | 74,207 | 70,112 |
| 10/30 | ● at New England | W | 23-3 | 60,292 | 59,167 |
| 11/6 | INDIANAPOLIS | W | 22-21 | 74,028 | 71,158 |
| 11/13 | ● CHICAGO | L | 14-17 | 74,340 | 64,871 |
| 11/20 | ● at Pittsburgh | L | 13-16 (OT) | 59,148 | 59,148 |
| 11/27 | ● at New York Jets | W | 28-24 | 77,716 | 75,606 |
| 12/4 | ● BUFFALO (SN) | L | 31-42 | 74,436 | 69,358 |
| 12/12 | ● KANSAS CITY (MN) | W | 45-28 | 74,421 | 71,578 |
| 12/18 | ● at Indianapolis | L | 6-10 | 60,714 | 58,867 |
| 12/25 | ● DETROIT (SN) | W | 27-20 | 74,302 | 70,980 |
| | | | | 1,110,962 | 1,064,438 |

AMERICAN CONFERENCE FIRST-ROUND PLAYOFF

12/31 ● KANSAS CITY

| | | | |
|---|-------|--------|--------|
| W | 27-17 | 74,248 | 69,757 |
|---|-------|--------|--------|

AMERICAN CONFERENCE DIVISIONAL PLAYOFF

1/8/95 ● at San Diego

| | | | |
|---|-------|--------|--------|
| L | 21-22 | 63,682 | 63,381 |
|---|-------|--------|--------|

**1995: Won 9, Lost 7
Second (Tied) - Eastern Division**

Head Coach: Don Shula

| | | | | DISTRIB | ACTUAL |
|-------|---------------------------|---|------------|------------------|------------------|
| 9/3 | ● NEW YORK JETS | W | 52-14 | 74,900 | 71,317 |
| 9/10 | ● at New England..... | W | 20-3 | 60,292 | 60,239 |
| 9/18 | ● PITTSBURGH (MN) | W | 23-10 | 75,186 | 72,874 |
| 10/1 | ● at Cincinnati | W | 26-23 | 56,448 | 52,671 |
| 10/8 | ● INDIANAPOLIS | L | 24-27 (OT) | 75,181 | 68,471 |
| 10/15 | ● at New Orleans | L | 30-33 | 64,529 | 55,628 |
| 10/22 | ● at N.Y. Jets | L | 16-17 | 77,716 | 67,228 |
| 10/29 | ● BUFFALO | W | 23-6 | 75,224 | 71,060 |
| 11/5 | ● at San Diego (SN) | W | 24-14 | 63,199 | 61,996 |
| 11/12 | ● NEW ENGLAND | L | 17-34 | 75,378 | 70,399 |
| 11/20 | ● SAN FRANCISCO (MN)... | L | 20-44 | 75,557 | 73,080 |
| 11/26 | ● at Indianapolis | L | 28-36 | 60,902 | 60,414 |
| 12/3 | ● ATLANTA..... | W | 21-20 | 75,217 | 63,395 |
| 12/11 | ● KANSAS CITY (MN) | W | 13-6 | 75,311 | 70,321 |
| 12/17 | ● at Buffalo | L | 20-23 | 79,703 | 79,531 |
| 12/24 | ● at St. Louis | W | 41-22 | 65,728 | 63,876 |
| | | | | 1,129,674 | 1,062,500 |

AMERICAN CONFERENCE FIRST-ROUND PLAYOFF

| | | | | | |
|-------|--------------------|---|-------|--------|--------|
| 12/30 | ● at Buffalo | L | 22-37 | 79,671 | 73,103 |
|-------|--------------------|---|-------|--------|--------|

**1996: Won 8, Lost 8
Fourth - Eastern Division**

Head Coach: Jimmy Johnson

| | | | | DISTRIB | ACTUAL |
|-------|-----------------------------|---|-------|------------------|------------------|
| 9/1 | ● NEW ENGLAND | W | 24-10 | 74,855 | 71,542 |
| 9/8 | ● at Arizona (SN)..... | W | 38-10 | 57,988 | 55,444 |
| 9/15 | ● NEW YORK JETS | W | 36-27 | 75,103 | 68,137 |
| 9/23 | ● at Indianapolis (MN)..... | L | 6-10 | 61,393 | 60,891 |
| 10/6 | ● SEATTLE..... | L | 15-22 | 75,224 | 59,539 |
| 10/13 | ● at Buffalo | W | 21-7 | 79,803 | 79,642 |
| 10/20 | ● at Philadelphia..... | L | 28-35 | 66,890 | 66,240 |
| 10/27 | ● DALLAS | L | 10-29 | 75,651 | 75,283 |
| 11/3 | ● at New England..... | L | 23-42 | 60,292 | 58,942 |
| 11/10 | ● INDIANAPOLIS | W | 37-13 | 75,387 | 66,623 |
| 11/17 | ● at Houston | W | 23-20 | 48,890 | 47,358 |
| 11/25 | ● PITTSBURGH (MN) | L | 17-24 | 75,507 | 73,489 |
| 12/1 | ● at Oakland | L | 7-17 | 61,436 | 60,591 |
| 12/8 | ● NEW YORK GIANTS | L | 7-17 | 75,234 | 63,889 |
| 12/16 | ● BUFFALO (MN)..... | W | 16-14 | 75,388 | 67,016 |
| 12/22 | ● at New York Jets | W | 31-28 | 77,716 | 47,271 |
| | | | | 1,115,257 | 1,022,297 |

**1997: Won 9, Lost 7
Second - Eastern Division**

Head Coach: Jimmy Johnson

| | | | | | PAID |
|-------|--------------------------|---|------------|--|------------------|
| 8/31 | INDIANAPOLIS | W | 16-10 | | 70,813 |
| 9/7 | TENNESSEE | W | 16-13 (OT) | | 64,439 |
| 9/14 | ● at Green Bay | L | 18-23 | | 60,075 |
| 9/21 | ● at Tampa Bay (SN)..... | L | 21-31 | | 73,314 |
| 10/5 | ● KANSAS CITY | W | 17-14 | | 71,794 |
| 10/12 | ● at New York Jets | W | 31-20 | | 75,601 |
| 10/19 | ● at Baltimore | W | 24-13 | | 64,354 |
| 10/27 | ● CHICAGO (MN) | L | 33-36 (OT) | | 73,156 |
| 11/2 | ● at Buffalo | L | 6-9 | | 78,011 |
| 11/9 | ● NEW YORK JETS | W | 24-17 | | 73,089 |
| 11/17 | ● BUFFALO (MN)..... | W | 30-13 | | 74,155 |
| 11/23 | ● at New England | L | 24-27 | | 59,002 |
| 11/30 | ● at Oakland | W | 34-16 | | 50,569 |
| 12/7 | ● DETROIT (SN) | W | 33-30 | | 72,266 |
| 12/14 | ● at Indianapolis | L | 0-41 | | 61,282 |
| 12/22 | ● NEW ENGLAND (MN) | L | 12-14 | | 74,379 |
| | | | | | 1,095,669 |

AMERICAN CONFERENCE FIRST-ROUND PLAYOFF

| | | | | | |
|-------|-----------------------|---|------|--|--------|
| 12/28 | ● at New England..... | L | 3-17 | | 60,041 |
|-------|-----------------------|---|------|--|--------|

1998: Won 10, Lost 6
Second - Eastern Division

Head Coach: Jimmy Johnson

| | | | | PAID |
|-------|------------------------------|---|-----------|------------------|
| 9/6 | ● at Indianapolis | W | 24-15 | 65,087 |
| 9/13 | ● BUFFALO | W | 13-7 | 73,097 |
| 9/20 | ● PITTSBURGH | W | 21-0 | 73,948 |
| 10/4 | ● at N.Y. Jets | L | 9-20 | 75,257 |
| 10/12 | ● at Jacksonville (MN) | L | 21-28 | 74,051 |
| 10/18 | ● ST. LOUIS | W | 14-0 | 65,418 |
| 10/25 | ● NEW ENGLAND | W | 12-9 (OT) | 73,973 |
| 11/1 | ● at Buffalo | L | 24-30 | 79,011 |
| 11/8 | ● INDIANAPOLIS | W | 27-14 | 73,400 |
| 11/15 | ● at Carolina | W | 13-9 | 67,887 |
| 11/23 | ● at New England (MN) | L | 23-26 | 58,729 |
| 11/29 | ● NEW ORLEANS | W | 30-10 | 73,216 |
| 12/6 | ● at Oakland | W | 27-17 | 61,254 |
| 12/13 | ● N.Y. JETS (SN) | L | 16-21 | 74,369 |
| 12/21 | ● DENVER (MN) | W | 31-21 | 74,363 |
| 12/27 | ● at Atlanta | L | 16-38 | 69,754 |
| | | | | 1,132,814 |

AMERICAN CONFERENCE FIRST-ROUND PLAYOFF

| | | | | |
|--------|-----------------|---|-------|--------|
| 1/2/99 | ● BUFFALO | W | 24-17 | 72,698 |
|--------|-----------------|---|-------|--------|

AMERICAN CONFERENCE DIVISIONAL PLAYOFF

| | | | | |
|--------|-------------------|---|------|--------|
| 1/9/99 | ● at Denver | L | 3-38 | 75,729 |
|--------|-------------------|---|------|--------|

1999: Won 9, Lost 7
Second - Eastern Division

Head Coach: Jimmy Johnson

| | | | | PAID |
|--------|--------------------------|---|-------|------------------|
| 9/13 | ● at Denver (MN) | W | 38-21 | 75,623 |
| 9/19 | ● ARIZONA | W | 19-16 | 73,618 |
| 10/4 | ● BUFFALO (MN) | L | 18-23 | 74,073 |
| 10/10 | ● at Indianapolis | W | 34-31 | 56,810 |
| 10/17 | ● at New England | W | 31-30 | 60,006 |
| 10/24 | ● PHILADELPHIA | W | 16-13 | 73,975 |
| 10/31 | ● at Oakland | W | 16-9 | 61,556 |
| 11/7 | ● TENNESSEE (SN) | W | 17-0 | 74,109 |
| 11/14 | ● at Buffalo | L | 3-23 | 72,810 |
| 11/21 | ● NEW ENGLAND | W | 27-17 | 74,295 |
| 11/25 | ● at Dallas | L | 0-20 | 64,328 |
| 12/5 | ● INDIANAPOLIS | L | 34-37 | 74,096 |
| 12/12 | ● at New York Jets | L | 20-28 | 78,246 |
| 12/19 | ● SAN DIEGO | W | 12-9 | 73,765 |
| 12/27 | ● NEW YORK JETS (MN) ... | L | 31-38 | 74,230 |
| 1/2/00 | ● at Washington | L | 10-21 | 78,106 |
| | | | | 1,139,646 |

AMERICAN CONFERENCE FIRST-ROUND PLAYOFF

| | | | | |
|--------|--------------------|---|-------|--------|
| 1/9/00 | ● at Seattle | W | 20-17 | 66,170 |
|--------|--------------------|---|-------|--------|

AMERICAN CONFERENCE DIVISIONAL PLAYOFF

| | | | | |
|---------|-------------------------|---|------|--------|
| 1/15/00 | ● at Jacksonville | L | 7-62 | 75,173 |
|---------|-------------------------|---|------|--------|

2000: Won 11, Lost 5
First - Eastern Division

Head Coach: Dave Wannstedt

| | | | | PAID |
|-------|-------------------------------|---|------------|------------------|
| 9/3 | ● SEATTLE | W | 23-0 | 72,949 |
| 9/10 | ● at Minnesota | L | 7-13 | 64,112 |
| 9/17 | ● BALTIMORE (SN) | W | 19-6 | 73,464 |
| 9/24 | ● NEW ENGLAND | W | 10-3 | 73,344 |
| 10/1 | ● at Cincinnati | W | 31-16 | 61,535 |
| 10/8 | ● BUFFALO | W | 22-13 | 73,901 |
| 10/23 | ● at New York Jets (MN) | L | 37-40 (OT) | 78,389 |
| 10/29 | ● GREEN BAY | W | 28-20 | 73,740 |
| 11/5 | ● at Detroit | W | 23-8 | 77,813 |
| 11/12 | ● at San Diego | W | 17-7 | 56,896 |
| 11/19 | ● NEW YORK JETS | L | 3-20 | 74,320 |
| 11/26 | ● at Indianapolis | W | 17-14 | 56,935 |
| 12/3 | ● at Buffalo | W | 33-6 | 73,002 |
| 12/10 | ● TAMPA BAY | L | 13-16 | 74,307 |
| 12/17 | ● INDIANAPOLIS | L | 13-20 | 73,884 |
| 12/24 | ● at New England | W | 27-24 | 60,292 |
| | | | | 1,118,883 |

AMERICAN CONFERENCE FIRST-ROUND PLAYOFF

| | | | | |
|-------|--------------------|---|------------|--------|
| 12/30 | INDIANAPOLIS | W | 23-17 (OT) | 73,193 |
|-------|--------------------|---|------------|--------|

AMERICAN CONFERENCE DIVISIONAL PLAYOFF

1/6/01 ● at Oakland..... L 0-27 61,998

2001: Won 11, Lost 5 Head Coach: Dave Wannstedt
Second - Eastern Division

| | | | | PAID |
|--------|-----------------------------|---|-------|------------------|
| 9/9 | ● at Tennessee (SN) | W | 31-23 | 68,798 |
| 9/23 | ● OAKLAND | W | 18-15 | 73,404 |
| 9/30 | ● at St. Louis | L | 10-42 | 66,046 |
| 10/7 | ● NEW ENGLAND | W | 30-10 | 73,024 |
| 10/14 | ● at New York Jets | L | 17-21 | 78,823 |
| 10/28 | at Seattle | W | 24-20 | 59,108 |
| 11/4 | ● CAROLINA | W | 23-6 | 72,597 |
| 11/11 | ● at Indianapolis | W | 27-24 | 57,127 |
| 11/18 | ● NEW YORK JETS | L | 0-24 | 74,259 |
| 11/25 | at Buffalo | W | 34-27 | 73,063 |
| 12/2 | ● DENVER | W | 21-10 | 73,938 |
| 12/10 | ● INDIANAPOLIS (MN) | W | 41-6 | 73,858 |
| 12/16 | ● at San Francisco | L | 0-21 | 68,223 |
| 12/22 | ● at New England (SA) | L | 13-20 | 60,292 |
| 12/30 | ● ATLANTA..... | W | 21-14 | 73,619 |
| 1/6/02 | ● BUFFALO | W | 34-7 | 73,428 |
| | | | | 1,118,883 |

AMERICAN CONFERENCE FIRST-ROUND PLAYOFF

1/13/02 BALTIMORE..... L 3-20 72,251

2002: Won 9, Lost 7 Head Coach: Dave Wannstedt
Third - Eastern Division

| | | | | PAID |
|-------|-------------------------------|---|------------|------------------|
| 9/8 | ● DETROIT | W | 49-21 | 72,216 |
| 9/15 | ● at Indianapolis | W | 21-13 | 56,650 |
| 9/22 | ● NEW YORK JETS..... | W | 30-3 | 73,426 |
| 9/29 | ● at Kansas City | L | 30-48 | 78,178 |
| 10/6 | ● NEW ENGLAND | W | 26-13 | 73,369 |
| 10/13 | ● at Denver (SN) | W | 24-22 | 75,941 |
| 10/20 | ● BUFFALO | L | 10-23 | 73,180 |
| 11/4 | ● at Green Bay (MN) | L | 10-24 | 63,284 |
| 11/10 | ● at New York Jets (SN) | L | 10-13 | 78,920 |
| 11/17 | ● BALTIMORE | W | 26-7 | 73,013 |
| 11/24 | ● SAN DIEGO | W | 30-3 | 73,138 |
| 12/1 | ● at Buffalo | L | 21-38 | 73,287 |
| 12/9 | ● CHICAGO (MN) | W | 27-9 | 73,609 |
| 12/15 | ● OAKLAND | W | 23-17 | 73,572 |
| 12/21 | ● at Minnesota (SA) | L | 17-20 | 64,285 |
| 12/29 | ● at New England | L | 24-27 (OT) | 68,436 |
| | | | | 1,144,504 |

2003: Won 10, Lost 6 Head Coach: Dave Wannstedt
Second - Eastern Division

| | | | | PAID |
|-------|-----------------------------------|---|------------|------------------|
| 9/7 | ● HOUSTON | L | 20-21 | 73,010 |
| 9/14 | ● at New York Jets | W | 21-10 | 77,461 |
| 9/21 | ● BUFFALO (SN) | W | 17-7 | 73,458 |
| 10/5 | ● at New York Giants | W | 23-10 | 78,863 |
| 10/12 | ● at Jacksonville | W | 24-10 | 66,437 |
| 10/19 | ● NEW ENGLAND | L | 13-19 (OT) | 73,650 |
| 10/27 | ● San Diego (at Tempe) (MN) | W | 26-10 | 73,014 |
| 11/2 | ● INDIANAPOLIS | L | 17-23 | 73,258 |
| 11/9 | ● at Tennessee | L | 7-31 | 68,809 |
| 11/16 | ● BALTIMORE | W | 9-6 (OT) | 73,333 |
| 11/23 | ● WASHINGTON (SN) | W | 24-23 | 73,578 |
| 11/27 | ● at Dallas | W | 40-21 | 64,110 |
| 12/7 | ● at New England | L | 0-12 | 68,436 |
| 12/15 | ● PHILADELPHIA (MN) | L | 27-34 | 73,780 |
| 12/21 | ● at Buffalo | W | 20-3 | 73,319 |
| 12/28 | ● NEW YORK JETS..... | W | 23-21 | 73,720 |
| | | | | 1,158,236 |

2004: Won 4, Lost 12
Fourth - Eastern Division

Head Coaches: Dave Wannstedt (Weeks 1-9)
Jim Bates (Weeks 10-16)

| | | | PAID | |
|--------|-------------------------------|---|------------------|--------|
| 9/11 | ● TENNESSEE (SA) | L | 7-17 | 69,987 |
| 9/19 | ● at Cincinnati (SN) | L | 13-16 | 65,705 |
| 9/26 | ● PITTSBURGH (SN) | L | 3-13 | 72,225 |
| 10/3 | ● NEW YORK JETS | L | 9-17 | 73,157 |
| 10/10 | ● at New England | L | 10-24 | 68,756 |
| 10/17 | ● at Buffalo | L | 13-20 | 72,714 |
| 10/24 | ● ST. LOUIS | W | 31-14 | 72,945 |
| 11/1 | ● at New York Jets (MN) | L | 14-41 | 78,216 |
| 11/7 | ● ARIZONA | L | 23-24 | 72,612 |
| 11/21 | ● at Seattle | L | 17-24 | 66,644 |
| 11/28 | ● at San Francisco | W | 24-17 | 66,156 |
| 12/5 | ● BUFFALO | L | 32-42 | 73,084 |
| 12/12 | ● at Denver | L | 17-20 | 75,027 |
| 12/20 | ● NEW ENGLAND (MN) | W | 29-28 | 73,629 |
| 12/26 | ● CLEVELAND (SN) | W | 10-7 | 73,169 |
| 1/2/05 | ● at Baltimore | L | 23-30 | 69,843 |
| | | | 1,143,869 | |

2005: Won 9, Lost 7
Second - Eastern Division

Head Coach: Nick Saban

| | | | PAID | |
|--------|--------------------------|---|------------------|--------|
| 9/11 | ● DENVER | W | 34-10 | 72,324 |
| 9/18 | ● at New York Jets | L | 7-17 | 77,918 |
| 9/25 | ● CAROLINA | W | 27-24 | 72,288 |
| 10/9 | ● at Buffalo | L | 14-20 | 72,160 |
| 10/16 | ● at Tampa Bay | L | 13-27 | 65,168 |
| 10/21 | ● KANSAS CITY (FR) | L | 20-30 | 68,350 |
| 10/30 | ● at New Orleans | W | 21-6 | 61,643 |
| 11/6 | ● ATLANTA | L | 10-17 | 72,187 |
| 11/13 | ● NEW ENGLAND | L | 16-23 | 73,405 |
| 11/20 | ● at Cleveland | L | 0-22 | 72,773 |
| 11/27 | ● at Oakland | W | 33-21 | 49,097 |
| 12/4 | ● BUFFALO | W | 24-23 | 72,051 |
| 12/11 | ● at San Diego | W | 23-21 | 65,026 |
| 12/18 | ● NEW YORK JETS | W | 24-20 | 72,650 |
| 12/24 | ● TENNESSEE (SA) | W | 24-10 | 72,001 |
| 1/1/06 | ● at New England | W | 28-26 | 68,756 |
| | | | 1,107,797 | |

2006: Won 6, Lost 10
Fourth - Eastern Division

Head Coach: Nick Saban

| | | | PAID | |
|-------|----------------------------|---|------------------|--------|
| 9/7 | ● at Pittsburgh (TH) | L | 17-28 | 64,927 |
| 9/17 | ● BUFFALO | L | 6-16 | 72,797 |
| 9/24 | ● TENNESSEE | W | 13-10 | 72,733 |
| 10/1 | ● at Houston | L | 15-17 | 70,071 |
| 10/8 | ● at New England | L | 10-20 | 68,756 |
| 10/15 | ● at New York Jets | L | 17-20 | 77,439 |
| 10/22 | ● GREEN BAY | L | 24-34 | 73,548 |
| 11/5 | ● at Chicago | W | 31-13 | 62,206 |
| 11/12 | ● KANSAS CITY | W | 13-10 | 73,132 |
| 11/19 | ● MINNESOTA | W | 24-20 | 73,070 |
| 11/23 | ● at Detroit | W | 27-10 | 61,562 |
| 12/3 | ● JACKSONVILLE | L | 10-24 | 73,160 |
| 12/10 | ● NEW ENGLAND | W | 21-0 | 74,033 |
| 12/17 | ● at Buffalo | L | 0-21 | 71,011 |
| 12/25 | ● NEW YORK JETS (MN) .. | L | 10-13 | 73,500 |
| 12/31 | ● at Indianapolis | L | 22-27 | 57,310 |
| | | | 1,116,255 | |

2007: Won 1, Lost 15
Fourth - Eastern Division

Head Coach: Cam Cameron

| | | | PAID | |
|------|--------------------------|---|-------------|--------|
| 9/9 | ● at Washington | L | 13-16 (OT) | 90,163 |
| 9/16 | ● DALLAS | L | 20-37 | 71,615 |
| 9/23 | ● at New York Jets | L | 28-31 | 77,197 |

| | | | | |
|-------|------------------------------|---|------------|------------------|
| 9/30 | ● OAKLAND | L | 17-35 | 70,621 |
| 10/7 | ● at Houston | L | 19-22 | 70,156 |
| 10/14 | ● at Cleveland | L | 31-41 | 73,198 |
| 10/21 | ● NEW ENGLAND | L | 28-49 | 71,951 |
| 10/28 | ● N.Y. GIANTS (London, Eng.) | L | 10-13 | 81,176 |
| 11/11 | ● BUFFALO | L | 10-13 | 70,615 |
| 11/18 | ● at Philadelphia | L | 7-17 | 68,934 |
| 11/26 | ● at Pittsburgh (MN) | L | 0-3 | 57,704 |
| 12/2 | ● NEW YORK JETS | L | 13-40 | 71,109 |
| 12/9 | ● at Buffalo | L | 17-38 | 71,018 |
| 12/16 | ● BALTIMORE | W | 22-16 (OT) | 70,287 |
| 12/23 | ● at New England | L | 7-28 | 68,756 |
| 12/30 | ● CINCINNATI | L | 25-38 | 70,461 |
| | | | | 1,085,483 |

2008: Won 11, Lost 5
First - Eastern Division

Head Coach: Tony Sparano

| | | | | |
|-------|-----------------------------|---|-------|------------------|
| | | | | PAID |
| 9/7 | ● NEW YORK JETS..... | L | 14-20 | 65,859 |
| 9/14 | ● at Arizona | L | 10-31 | 63,445 |
| 9/21 | ● at New England | W | 38-13 | 68,756 |
| 10/5 | ● SAN DIEGO | W | 17-10 | 65,063 |
| 10/12 | ● at Houston..... | L | 28-29 | 70,023 |
| 10/19 | ● BALTIMORE..... | L | 13-27 | 64,972 |
| 10/26 | ● BUFFALO..... | W | 25-16 | 65,011 |
| 11/2 | ● at Denver | W | 26-17 | 75,499 |
| 11/9 | ● SEATTLE..... | W | 21-19 | 64,862 |
| 11/16 | ● OAKLAND | W | 17-15 | 65,113 |
| 11/23 | ● NEW ENGLAND | L | 28-48 | 67,146 |
| 11/30 | ● at St. Louis..... | W | 16-12 | 61,046 |
| 12/7 | ● Buffalo (Toronto, Canada) | W | 16-3 | 52,134 |
| 12/14 | ● SAN FRANCISCO..... | W | 14-9 | 65,893 |
| 12/21 | ● at Kansas City | W | 38-31 | 73,689 |
| 12/28 | ● at New York Jets | W | 24-17 | 79,454 |
| | | | | 1,067,965 |

AMERICAN CONFERENCE WILD CARD PLAYOFF

| | | | | |
|--------|------------------|---|------|--------|
| 1/4/09 | ● BALTIMORE..... | L | 9-27 | 74,240 |
|--------|------------------|---|------|--------|

2009: Won 7, Lost 9
Third - Eastern Division

Head Coach: Tony Sparano

| | | | | |
|--------|---------------------------|---|------------|------------------|
| | | | | PAID |
| 9/13 | ● at Atlanta | L | 7-19 | 67,606 |
| 9/21 | ● INDIANAPOLIS (MN) | L | 23-27 | 66,227 |
| 9/27 | ● at San Diego | L | 13-23 | 67,230 |
| 10/4 | ● BUFFALO | W | 38-10 | 65,523 |
| 10/12 | ● NEW YORK JETS (MN) .. | W | 31-27 | 69,767 |
| 10/25 | ● NEW ORLEANS..... | L | 34-46 | 66,689 |
| 11/1 | ● at New York Jets | W | 30-25 | 77,531 |
| 11/8 | ● at New England..... | L | 17-27 | 68,756 |
| 11/15 | ● TAMPA BAY..... | W | 25-23 | 66,085 |
| 11/19 | ● at Carolina (TH) | W | 24-17 | 73,475 |
| 11/29 | ● at Buffalo | L | 14-31 | 70,155 |
| 12/6 | ● NEW ENGLAND | W | 22-21 | 70,102 |
| 12/13 | at Jacksonville | W | 14-10 | 60,457 |
| 12/20 | ● at Tennessee | L | 24-27 (OT) | 69,143 |
| 12/27 | ● HOUSTON | L | 20-27 | 65,847 |
| 1/3/10 | ● PITTSBURGH | L | 24-30 | 70,102 |
| | | | | 1,160,554 |

2010: Won 7, Lost 9
Third - Eastern Division

Head Coach: Tony Sparano

| | | | | |
|------|-------------------------|---|-------|-------------|
| | | | | PAID |
| 9/12 | ● at Buffalo | W | 15-10 | 69,295 |
| 9/19 | ● at Minnesota | W | 14-10 | 63,846 |
| 9/26 | ● NEW YORK JETS (SN) .. | L | 23-31 | 70,481 |

| | | | | |
|--------|--------------------------|---|------------|------------------|
| 10/4 | ● NEW ENGLAND (MN) | L | 14-41 | 69,090 |
| 10/17 | ● at Green Bay | W | 23-20 (OT) | 70,815 |
| 10/24 | ● PITTSBURGH | L | 22-23 | 69,867 |
| 10/31 | ● at Cincinnati | W | 22-14 | 63,179 |
| 11/7 | ● at Baltimore | L | 10-26 | 71,305 |
| 11/14 | ● TENNESSEE | W | 29-17 | 65,585 |
| 11/18 | ● CHICAGO (TH) | L | 0-16 | 68,752 |
| 11/28 | at Oakland | W | 33-17 | 48,946 |
| 12/5 | ● CLEVELAND | L | 10-13 | 65,942 |
| 12/12 | ● at New York Jets | W | 10-6 | 78,948 |
| 12/19 | ● BUFFALO | L | 14-17 | 65,511 |
| 12/26 | ● DETROIT | L | 27-34 | 66,731 |
| 1/2/11 | ● at New England | L | 7-38 | 68,756 |
| | | | | 1,076,049 |

**2011: Won 6, Lost 10
Third - Eastern Division.**

**Head Coaches: Tony Sparano (Weeks 1-13)
Todd Bowles (Weeks 14-16)**

| | | | | |
|--------|----------------------------|---|------------|------------------|
| | | | | PAID |
| 9/12 | ● NEW ENGLAND | L | 24-38 | 66,860 |
| 9/18 | ● HOUSTON | L | 13-23 | 51,032 |
| 9/25 | ● at Cleveland | L | 16-17 | 66,651 |
| 10/2 | at San Diego | L | 16-26 | 63,002 |
| 10/17 | ● at New York Jets | L | 6-24 | 78,912 |
| 10/23 | ● DENVER | L | 15-18 (OT) | 63,800 |
| 10/30 | ● at New York Giants | L | 17-20 | 79,302 |
| 11/6 | ● at Kansas City | W | 31-3 | 72,263 |
| 11/13 | ● WASHINGTON..... | W | 20-9 | 57,007 |
| 11/20 | ● BUFFALO | W | 35-8 | 57,531 |
| 11/24 | ● at Dallas | L | 19-20 | 87,418 |
| 12/4 | ● OAKLAND | W | 34-14 | 57,225 |
| 12/11 | ● PHILADELPHIA | L | 10-26 | 67,823 |
| 12/18 | at Buffalo | W | 30-23 | 60,988 |
| 12/24 | ● at New England | L | 24-27 | 68,756 |
| 1/1/12 | ● NEW YORK JETS | W | 19-17 | 65,811 |
| | | | | 1,046,381 |

KEY 2012 NFL DATES

| | |
|---------------------|--|
| August 3-5 | Hall of Fame Weekend. |
| August 5 | Pro Football Hall of Fame Game, Canton, Ohio: Arizona vs. New Orleans |
| August 9-13 | First Preseason Weekend. |
| August 27 | Roster cut-down to maximum of 75 players on Active List by 4 P.M. (ET). |
| August 28 | All tryouts on this date and for the remainder of the season must be reported to the League office. |
| August 31 | Roster cut-down to maximum of 53 players on Active/Inactive List by 9 P.M. (ET). Clubs may dress minimum of 43 and maximum of 46 players for each regular-season and postseason game. |
| August 31 | Simultaneously with the cut-down to 53, clubs that have players in the categories of Active/Physically Unable to Perform or Active/Non-Football Injury or Illness must take one of the following options: Place player on Reserve/Physically Unable to Perform or Reserve/Non-Football Injury or Illness, whichever is applicable; ask waivers; terminate; trade; or continue to count him on Active List. |
| September 1 | After 12 noon (ET), clubs may establish a Practice Squad of eight players by signing free agents who do not have an accrued season of free agency credit or who were on the 46-player Active List for less than nine regular-season games during their only Accrued Season(s). A player cannot participate on the Practice Squad for more than three seasons. |
| September 5-10 | Regular Season opens. |
| October 16 | All trading ends at 4 P.M. (ET). |
| December 31 | Clubs may begin signing free-agent players for the 2013 season. |
| January 5-6, 2013 | Wild Card Playoff Games. |
| January 12-13, 2013 | Divisional Playoff Games. |
| January 20, 2013 | AFC and NFC Championship Games. |
| January 27, 2013 | AFC-NFC Pro Bowl. |
| February 3, 2013 | Super Bowl XLVII, Mercedes-Benz Superdome, New Orleans, Louisiana. |

1966 FINAL STATISTICS (3-11)

| DATE | OPPONENT | SCORE | W/L | ATT. |
|-------|----------------|-------|-----|--------|
| 9/2 | OAKLAND | 14-23 | L | 25,188 |
| 9/9 | NEW YORK | 14-19 | L | 33,650 |
| 9/18 | at Buffalo | 24-58 | L | 37,176 |
| 10/2 | at San Diego | 10-44 | L | 26,444 |
| 10/9 | at Oakland | 10-21 | L | 28,863 |
| 10/16 | DENVER | 24-7 | W | 22,191 |
| 10/23 | at Houston | 20-13 | W | 21,999 |
| 11/6 | BUFFALO | 0-29 | L | 36,685 |
| 11/13 | at Kansas City | 16-34 | L | 33,733 |
| 11/20 | at New York | 13-30 | L | 57,092 |
| 11/27 | BOSTON | 14-20 | L | 22,480 |
| 12/4 | at Denver | 7-17 | L | 32,116 |
| 12/11 | KANSAS CITY | 18-19 | L | 17,881 |
| 12/18 | HOUSTON | 29-28 | W | 19,274 |

| TEAM STATISTICS | MIA. | OPP. |
|----------------------------|---------|---------|
| TOTAL FIRST DOWNS | 200 | 237 |
| By Rushing | 75 | 83 |
| By Passing | 103 | 140 |
| By Penalty | 22 | 14 |
| TOTAL NET YARDS | 3458 | 4611 |
| Average Per Game | 247.0 | 329.4 |
| Total Plays | 884 | 857 |
| Average Per Play | 3.9 | 5.4 |
| NET YARDS RUSHING | 1410 | 1510 |
| Average Per Game | 100.7 | 107.9 |
| Total Rushes | 394 | 416 |
| NET YARDS PASSING | 2048 | 3101 |
| Average Per Game | 146.3 | 221.5 |
| Tackled/Yards Lost | 36/326 | 16/180 |
| Gross Yards | 2374 | 3281 |
| Attempts/Completions | 454/179 | 425/198 |
| Completion Percentage .. | 39.4 | 46.6 |
| Had Intercepted | 32 | 31 |
| PUNTS/AVERAGE | 82/39.4 | 64/43.9 |
| PENALTIES/YARDS | 70/630 | 81/862 |
| FUMBLES/BALL LOST | 29/10 | 25/15 |
| TOUCHDOWNS | 26 | 44 |
| By Rushing | 5 | 15 |
| By Passing | 16 | 25 |
| By Returns | 5 | 4 |

| Score By Quarters | 1 | 2 | 3 | 4 | Total |
|-------------------|----|-----|----|----|-------|
| DOLPHINS | 39 | 64 | 24 | 86 | 213 |
| OPPONENTS | 64 | 131 | 83 | 84 | 362 |

| RUSHING | NO. | YDS. | AVG. | LG | TD |
|-----------------|-----|------|------|----|----|
| Auer | 121 | 416 | 3.4 | 41 | 4 |
| Gilchrist | 72 | 262 | 3.6 | 22 | 0 |
| Joe | 71 | 232 | 3.3 | 14 | 0 |
| Wilson | 27 | 137 | 5.1 | 37 | 0 |
| Casares | 43 | 135 | 3.1 | 10 | 0 |
| Price | 31 | 107 | 3.4 | 14 | 0 |
| Chesser | 16 | 74 | 4.6 | 19 | 0 |
| Jackson | 2 | 22 | 11.0 | 24 | 0 |
| Stofa | 3 | 17 | 5.7 | 14 | 0 |
| Wood | 5 | 6 | 1.2 | 7 | 1 |
| Norton | 3 | 2 | 0.6 | 3 | 0 |
| DOLPHINS | 394 | 1410 | 3.6 | 41 | 5 |
| OPPONENTS | 416 | 1510 | 3.6 | 50 | 15 |

| RECEIVING | NO. | YDS. | AVG. | LG | TD |
|----------------|-----|------|------|-----|----|
| Kocourek | 27 | 320 | 11.9 | 43 | 2 |
| Roberson | 26 | 519 | 20.0 | 80t | 2 |
| Auer | 22 | 263 | 12.0 | 27 | 4 |
| Noonan | 17 | 224 | 13.2 | 35 | 1 |

| PASSING | ATT. | COMP. | YDS. | PCT. | TD | INT. | LG | SCK/LST | RATING |
|-----------------|------|-------|------|------|----|------|-----|---------|--------|
| Wood | 230 | 83 | 993 | 36.1 | 4 | 14 | 71 | 20/207 | 30.5 |
| Wilson | 112 | 46 | 764 | 41.1 | 5 | 10 | 80t | 11/77 | 42.4 |
| Stofa | 57 | 29 | 425 | 50.9 | 4 | 2 | 48 | 3/29 | 84.3 |
| Norton | 55 | 21 | 192 | 38.2 | 3 | 6 | 43 | 2/13 | 27.0 |
| DOLPHINS | 454 | 179 | 2374 | 39.4 | 16 | 32 | 80t | 36/326 | 39.1 |
| OPPONENTS | 425 | 198 | 3281 | 46.6 | 25 | 32 | 89t | 16/180 | 61.3 |

| | | | | | |
|-----------------|----|-----|------|----|---|
| Jackson | 16 | 317 | 19.8 | 48 | 2 |
| Joe | 13 | 116 | 8.9 | 67 | 1 |
| Gilchrist | 13 | 110 | 8.5 | 22 | 1 |
| Roderick | 11 | 156 | 14.2 | 64 | 1 |
| Twilley | 10 | 128 | 12.8 | 20 | 0 |
| Casares | 8 | 45 | 5.6 | 20 | 1 |
| Cronin | 7 | 83 | 11.9 | 25 | 1 |
| Mingo | 3 | 40 | 13.3 | 21 | 0 |
| Moreau | 2 | 15 | 7.5 | 9 | 0 |
| Price | 2 | 14 | 7.0 | 9 | 0 |
| Matthews | 1 | 20 | 20.0 | 20 | 0 |
| Chesser | 1 | 4 | 4.0 | 4 | 0 |

| | | | | | |
|-----------------|-----|------|------|-----|----|
| DOLPHINS | 179 | 2374 | 13.3 | 80t | 16 |
| OPPONENTS | 198 | 3281 | 16.6 | 89t | 25 |

| INTERCEPTIONS | NO. | YDS. | AVG. | LG | TD |
|--------------------|-----|------|------|-----|----|
| West | 8 | 62 | 7.8 | 27 | 0 |
| Warren | 5 | 198 | 39.6 | 70t | 1 |
| Westmoreland | 4 | 104 | 26.0 | 42 | 1 |
| Erlandson | 3 | 31 | 10.3 | 26t | 1 |
| Jaquess | 3 | 27 | 9.0 | 27t | 1 |
| McDaniel | 2 | 20 | 10.0 | 20 | 0 |
| McGeever | 2 | 15 | 7.5 | 15 | 0 |
| Faison | 1 | 26 | 26.0 | 26 | 0 |
| Neff | 1 | 22 | 22.0 | 22 | 0 |
| Emanuel | 1 | 14 | 14.0 | 14 | 0 |
| Rudolph | 1 | 3 | 3.0 | 3 | 0 |

| | | | | | |
|-----------------|----|-----|------|-----|---|
| DOLPHINS | 31 | 522 | 16.8 | 70t | 4 |
| OPPONENTS | 32 | 370 | 11.6 | 60t | 1 |

| PUNTING | NO. | YDS. | AVG. | LG | BK |
|----------------|-----|------|------|----|----|
| Wilson | 42 | 1772 | 42.1 | 63 | 1 |
| McDaniel | 32 | 1222 | 38.2 | 54 | 0 |
| Chesser | 7 | 233 | 33.3 | 39 | 0 |

| | | | | | |
|-----------------|----|------|------|----|---|
| DOLPHINS | 82 | 3227 | 39.4 | 63 | 1 |
| OPPONENTS | 64 | 2809 | 43.9 | 70 | 0 |

| PUNT RET. | NO. | YDS. | AVG. | LG | TD |
|-----------------|-----|------|------|-----|----|
| Neff | 10 | 60 | 6.0 | 15 | 0 |
| Auer | 5 | 99 | 19.8 | 56 | 0 |
| Matthews | 4 | 38 | 9.5 | 19 | 0 |
| Jackson | 2 | 7 | 3.5 | 7 | 0 |
| DOLPHINS | 21 | 204 | 9.7 | 56 | 0 |
| OPPONENTS | 40 | 412 | 10.3 | 72t | 1 |

| KICKOFF RET. | NO. | YDS. | AVG. | LG | TD |
|----------------|-----|------|------|-----|----|
| Auer | 28 | 698 | 24.9 | 95t | 1 |
| Neff | 15 | 376 | 25.1 | 90 | 0 |
| Matthews | 5 | 109 | 21.8 | 29 | 0 |
| Hunter | 5 | 84 | 16.8 | 29 | 0 |
| Jaquess | 5 | 77 | 15.4 | 23 | 0 |
| Jackson | 4 | 105 | 26.3 | 34 | 0 |
| Roderick | 1 | 17 | 17.0 | 17 | 0 |
| Branch | 1 | 15 | 15.0 | 15 | 0 |
| Bruggers | 1 | 3 | 3.0 | 3 | 0 |
| Noonan | 0 | 23 | - | 23 | 0 |

| | | | | | |
|-----------------|----|------|------|-----|---|
| DOLPHINS | 65 | 1507 | 23.2 | 95t | 1 |
| OPPONENTS | 46 | 939 | 43.9 | 96t | 1 |

| SCORING | Ru | Pa | Rt | PAT | FG | S | 2 | TP |
|----------------|----|----|----|-------|-------|---|---|----|
| Auer | 4 | 4 | 1 | 0 | 0 | 0 | 0 | 54 |
| Mingo | 0 | 0 | 0 | 23/23 | 10/22 | 0 | 0 | 53 |
| Jackson | 0 | 2 | 0 | 0 | 0 | 0 | 0 | 12 |
| Kocourek | 0 | 2 | 0 | 0 | 0 | 0 | 0 | 12 |
| Roberson | 0 | 2 | 0 | 0 | 0 | 0 | 0 | 12 |

| | | | | | | | | |
|--------------------|---|---|---|---|---|---|---|---|
| Joe | 0 | 1 | 0 | 0 | 0 | 0 | 1 | 8 |
| Casares | 0 | 1 | 0 | 0 | 0 | 0 | 0 | 6 |
| Cronin | 0 | 1 | 0 | 0 | 0 | 0 | 0 | 6 |
| Erlandson | 0 | 0 | 1 | 0 | 0 | 0 | 0 | 6 |
| Gilchrist | 0 | 1 | 0 | 0 | 0 | 0 | 0 | 6 |
| Jaquess | 0 | 0 | 1 | 0 | 0 | 0 | 0 | 6 |
| Noonan | 0 | 1 | 0 | 0 | 0 | 0 | 0 | 6 |
| Roderick | 0 | 1 | 0 | 0 | 0 | 0 | 0 | 6 |
| Warren | 0 | 0 | 1 | 0 | 0 | 0 | 0 | 6 |
| Westmoreland | 0 | 0 | 1 | 0 | 0 | 0 | 0 | 6 |
| Wood | 1 | 0 | 0 | 0 | 0 | 0 | 0 | 6 |
| Wilson | 0 | 0 | 0 | 0 | 0 | 0 | 1 | 2 |

| | | | | | | | | |
|-----------------|----|----|---|-------|-------|---|---|-----|
| DOLPHINS | 5 | 16 | 5 | 23/23 | 10/22 | 0 | 1 | 213 |
| OPPONENTS | 15 | 25 | 4 | 38/42 | 18/36 | 2 | 1 | 362 |

| FIELD GOALS | 1-19 | 20-29 | 30-39 | 40-49 | 50+ |
|-------------|------|-------|-------|-------|-----|
| Mingo | 2/3 | 4/6 | 1/3 | 3/8 | 0/2 |

| | | | | | |
|-----------------|-----|------|-----|-----|-----|
| DOLPHINS | 2/3 | 4/6 | 1/3 | 3/8 | 0/2 |
| OPPONENTS | 3/4 | 7/12 | 4/8 | 3/9 | 1/3 |

TWO-POINT CONVERSIONS

Joe 1, Wilson 1.

DOLPHINS 2-3, OPPONENTS 1-2

USUAL STARTERS

OFFENSE

WR - Frank Jackson (7), *John Roderick (4),
 Karl Noonan (3)
 LT - Maxie Williams (14)
 LG - Ernie Park (11)
 C - Tom Goode (13)
 RG - Billy Neighbors (10)
 RT - Norm Evans (12)
 TE - Dave Kocourek (14)
 WR - Bo Roberson (8), Karl Noonan (4)
 QB - George Wilson, Jr. (7), Dick Wood (4)
 RB - Joe Auer (14)
 FB - Billy Joe (7), Cookie Gilchrist (5)

DEFENSE

LDE - Ed Cooke (13)
 LDT - Tom Nomina (11)
 RDT - Rich Zecher (9)
 RDE - LaVerne Torczon (13)
 LLB - Tom Erlandson (14)
 MLB - *Frank Emanuel (11)
 RLB - Wahoo McDaniel (8), Jack Rudolph (4)
 LOB - Jimmy Warren (14)
 RCB - Dick Westmoreland (14)
 SS - Pete Jaquess (9)
 FS - Willie West (14)

* Indicates rookie

1967 FINAL STATISTICS (4-10)

| DATE | OPPONENT | SCORE | W/L | ATT. |
|-------|----------------|-------|-----|--------|
| 9/17 | DENVER | 35-21 | W | 29,072 |
| 9/24 | KANSAS CITY | 0-24 | L | 33,280 |
| 10/1 | at New York | 7-29 | L | 59,433 |
| 10/8 | at Kansas City | 0-41 | L | 42,920 |
| 10/15 | at Boston | 10-41 | L | 17,859 |
| 10/22 | NEW YORK | 14-33 | L | 28,392 |
| 11/5 | at Buffalo | 13-35 | L | 30,950 |
| 11/12 | at San Diego | 0-24 | L | 32,395 |
| 11/19 | at Oakland | 17-31 | L | 33,753 |
| 11/26 | BUFFALO | 17-14 | W | 24,357 |
| 12/3 | at Houston | 14-17 | L | 20,979 |
| 12/10 | SAN DIEGO | 41-24 | W | 23,007 |
| 12/17 | BOSTON | 41-32 | W | 22,079 |
| 12/23 | HOUSTON | 10-41 | L | 29,628 |

| TEAM STATISTICS | MIA. | OPP. |
|----------------------------|---------|---------|
| TOTAL FIRST DOWNS | 212 | 269 |
| By Rushing | 65 | 106 |
| By Passing | 123 | 142 |
| By Penalty | 24 | 21 |
| TOTAL NET YARDS | 3659 | 4980 |
| Average Per Game | 261.4 | 355.7 |
| Total Plays | 847 | 843 |
| Average Per Play | 4.3 | 5.9 |
| NET YARDS RUSHING | 1323 | 2145 |
| Average Per Game | 94.5 | 153.2 |
| Total Rushes | 326 | 466 |
| NET YARDS PASSING | 2336 | 2835 |
| Average Per Game | 166.9 | 202.5 |
| Tackled/Yards Lost | 41/405 | 28/247 |
| Gross Yards | 2741 | 3082 |
| Attempts/Completions | 480/229 | 349/188 |
| Completion Percentage .. | 47.7 | 53.8 |
| Had Intercepted | 28 | 28 |
| PUNTS/AVERAGE | 70/41.6 | 52/41.1 |
| PENALTIES/YARDS | 53/490 | 59/691 |
| FUMBLES/BALL LOST | 36/16 | 19/8 |
| TOUCHDOWNS | 28 | 53 |
| By Rushing | 10 | 18 |
| By Passing | 16 | 31 |
| By Returns | 2 | 4 |

| Score By Quarters | 1 | 2 | 3 | 4 | Total |
|-------------------|----|-----|-----|----|-------|
| DOLPHINS | 27 | 75 | 52 | 65 | = 219 |
| OPPONENTS | 86 | 122 | 101 | 98 | = 407 |

| RUSHING | NO. | YDS. | AVG. | LG | TD |
|----------------|-----|------|------|-----|----|
| Haynes | 56 | 274 | 4.9 | 65† | 2 |
| Mitchell | 83 | 269 | 3.2 | 22 | 3 |
| Harper | 41 | 197 | 4.8 | 37 | 1 |
| Price | 46 | 179 | 3.9 | 38 | 1 |
| Griese | 37 | 157 | 4.2 | 22 | 1 |
| Auer | 44 | 128 | 2.9 | 23 | 1 |
| Seiple | 3 | 58 | 19.3 | 34 | 0 |
| Jackson | 1 | 48 | 48.0 | 48 | 0 |
| Norton | 7 | 14 | 2.0 | 13 | 0 |
| Chesser | 2 | 3 | 1.5 | 2 | 0 |
| Stofa | 2 | 2 | 1.0 | 8† | 1 |
| Moreau | 1 | -2 | -2.0 | -2 | 0 |
| Clancy | 3 | -4 | -1.3 | 2 | 0 |
| DOLPHINS | 326 | 1323 | 4.1 | 65† | 10 |
| OPPONENTS | 466 | 2145 | 4.6 | 64 | 18 |

| PASSING | ATT. | COMP. | YDS. | PCT. | TD | INT. |
|-----------------|------|-------|------|-------|----|------|
| Griese | 331 | 166 | 2005 | 50.2 | 15 | 18 |
| Norton | 133 | 53 | 596 | 39.8 | 1 | 9 |
| Roberts | 10 | 5 | 11 | 50.0 | 0 | 1 |
| Seiple | 2 | 2 | 61 | 100.0 | 0 | 0 |
| Stofa | 2 | 2 | 51 | 100.0 | 0 | 0 |
| Clancy | 1 | 1 | 17 | 100.0 | 0 | 0 |
| Lusteg | 1 | 0 | 0 | 0.0 | 0 | 0 |
| DOLPHINS | 480 | 229 | 2741 | 47.7 | 16 | 28 |
| OPPONENTS | 349 | 188 | 3082 | 53.8 | 31 | 28 |

| RECEIVING | NO. | YDS. | AVG. | LG | TD |
|-----------------|-----|------|------|-----|----|
| Clancy | 67 | 868 | 13.0 | 44 | 2 |
| Moreau | 34 | 410 | 12.1 | 43 | 3 |
| Twilley | 24 | 314 | 13.1 | 38 | 2 |
| Auer | 18 | 218 | 12.1 | 68† | 2 |
| Mitchell | 18 | 133 | 7.4 | 38 | 1 |
| Haynes | 16 | 100 | 6.3 | 22 | 0 |
| Noonan | 12 | 141 | 11.8 | 32 | 1 |
| Harper | 11 | 212 | 19.3 | 40 | 3 |
| Carpenter | 10 | 127 | 12.7 | 42 | 0 |
| Jackson | 9 | 122 | 13.6 | 26 | 1 |
| Price | 8 | 56 | 7.0 | 27 | 1 |
| Seiple | 1 | 21 | 21.0 | 21 | 0 |
| Beier | 1 | 19 | 19.0 | 19 | 0 |
| DOLPHINS | 229 | 2741 | 12.0 | 68† | 16 |
| OPPONENTS | 188 | 3082 | 16.4 | 51 | 31 |

| INTERCEPTIONS | NO. | YDS. | AVG. | LG | TD |
|--------------------|-----|------|------|----|----|
| Westmoreland | 10 | 127 | 12.7 | 29 | 1 |
| Bramlett | 4 | 35 | 8.8 | 22 | 0 |
| Warren | 4 | 22 | 5.5 | 17 | 0 |
| Petrella | 3 | 67 | 22.3 | 28 | 0 |
| Erlandson | 1 | 37 | 37.0 | 17 | 0 |
| Neff | 1 | 32 | 32.0 | 32 | 0 |
| Emanuel | 1 | 24 | 24.0 | 24 | 0 |
| Bruggers | 1 | 20 | 20.0 | 20 | 0 |
| West | 1 | 16 | 16.0 | 16 | 0 |
| McDaniel | 1 | 15 | 15.0 | 15 | 0 |
| Beier | 1 | 7 | 7.0 | 7 | 0 |
| DOLPHINS | 28 | 402 | 14.4 | 37 | 1 |
| OPPONENTS | 28 | 395 | 14.1 | 55 | 3 |

| PUNTING | NO. | YDS. | AVG. | LG | BK |
|----------------|-----|------|------|----|----|
| Seiple | 70 | 2909 | 41.6 | 70 | 1 |
| DOLPHINS | 70 | 2909 | 41.6 | 70 | 1 |
| OPPONENTS | 52 | 2137 | 41.1 | 55 | 0 |

| PUNT RET. | NO. | YDS. | AVG. | LG | TD |
|----------------|-----|------|------|----|----|
| Auer | 9 | 42 | 4.7 | 16 | 0 |
| Haynes | 6 | 37 | 6.2 | 20 | 0 |
| Neff | 6 | 34 | 5.7 | 15 | 0 |
| Harper | 4 | 15 | 3.8 | 8 | 0 |
| DOLPHINS | 25 | 128 | 5.1 | 20 | 0 |
| OPPONENTS | 41 | 268 | 6.5 | 34 | 0 |

| KICKOFF RET. | NO. | YDS. | AVG. | LG | TD |
|-----------------|-----|------|------|----|----|
| Haynes | 22 | 444 | 20.2 | 51 | 0 |
| Auer | 21 | 441 | 21.0 | 47 | 0 |
| Neff | 15 | 351 | 23.4 | 69 | 0 |
| Roderick | 4 | 63 | 15.8 | 19 | 0 |
| Carpenter | 3 | 87 | 29.0 | 45 | 0 |
| Mitchell | 2 | 57 | 28.5 | 37 | 0 |
| DOLPHINS | 67 | 1443 | 21.5 | 69 | 0 |
| OPPONENTS | 46 | 1067 | 23.2 | 42 | 0 |

| SCORING | Ru | Pa | Rt | PAT | FG | S | 2 | TP |
|----------------|----|----|----|-------|------|---|---|----|
| Lusteg | 0 | 0 | 0 | 18/18 | 7/12 | 0 | 0 | 39 |
| Harper | 1 | 3 | 0 | 0 | 0 | 0 | 0 | 24 |
| Mitchell | 3 | 1 | 0 | 0 | 0 | 0 | 0 | 24 |
| Auer | 1 | 2 | 0 | 0 | 0 | 0 | 0 | 18 |
| Moreau | 0 | 3 | 0 | 0 | 0 | 0 | 0 | 18 |
| Clancy | 0 | 2 | 0 | 0 | 0 | 0 | 0 | 12 |
| Haynes | 2 | 0 | 0 | 0 | 0 | 0 | 0 | 12 |

| | | | | | | | | |
|--------------------|---|---|---|-----|-----|---|---|----|
| Mingo | 0 | 0 | 0 | 9/9 | 1/6 | 0 | 0 | 12 |
| Price | 1 | 1 | 0 | 0 | 0 | 0 | 0 | 12 |
| Twilley | 0 | 2 | 0 | 0 | 0 | 0 | 0 | 12 |
| Griese | 1 | 0 | 0 | 0 | 0 | 0 | 0 | 6 |
| Jackson | 0 | 1 | 0 | 0 | 0 | 0 | 0 | 6 |
| Noonan | 0 | 1 | 0 | 0 | 0 | 0 | 0 | 6 |
| Stofa | 1 | 0 | 0 | 0 | 0 | 0 | 0 | 6 |
| Warren | 0 | 0 | 1 | 0 | 0 | 0 | 0 | 6 |
| Westmoreland | 0 | 1 | 0 | 0 | 0 | 0 | 0 | 6 |

| | | | | | | | | |
|-----------|----|----|---|---------|------|---|-----|-----|
| DOLPHINS | 10 | 16 | 2 | 27/27 | 8/18 | 0 | 0 | 219 |
| OPPONENTS | 18 | 31 | 4 | 47/5014 | 260 | 0 | 407 | |

| FIELD GOALS | 1-19 | 20-29 | 30-39 | 40-49 | 50+ |
|---------------|------|-------|-------|-------|-----|
| Lusteg | 5/6 | 0/2 | 0/0 | 2/2 | 0/2 |
| Mingo | 0/0 | 0/1 | 1/2 | 0/3 | 0/0 |
| DOLPHINS | 5/6 | 0/3 | 1/2 | 2/5 | 0/2 |
| OPPONENTS .. | 5/7 | 3/5 | 3/6 | 3/6 | 0/2 |

| TWO-POINT CONVERSIONS |
|-----------------------------|
| DOLPHINS 0-1, OPPONENTS 0-3 |

| USUAL STARTERS |
|--|
| OFFENSE |
| WR - Jack Clancy (9) |
| LT - Maxie Williams (14) |
| LG - Fred Woodson (7), Ken Rice (4) |
| C - Tom Goode (14) |
| RG - Billy Neighbors (14) |
| RT - Norm Evans (14) |
| TE - Doug Moreau (14) |
| WR - Frank Jackson (6), Howard Twilley (5) |
| QB - "Bob Griese (10) |
| RB - Jack Harper (6), Joe Auer (5) |
| FB - Sam Price (8), Stan Mitchell (6) |

| DEFENSE |
|---|
| LDE - Ed Cooke (12) |
| LDT - Ray Jacobs (10) |
| RDT - "John Richardson (8) |
| RDE - Mel Branch (14) |
| LLB - Tom Erlandson (6), Jerry Hopkins (6) |
| MLB - Frank Emanuel (8), Wahoo McDaniel (6) |
| RLB - John Bramlett (10) |
| LCB - Jimmy Warren (14) |
| RCB - Dick Westmoreland (14) |
| SS - Willie West (6), Pete Jaquess (4) |
| FS - Bob Neff (9) |

* Indicates Rookie

1968 FINAL STATISTICS (5-8-1)

| DATE | OPPONENT | SCORE | W/L | ATT. |
|-------|---------------|-------|-----|--------|
| 9/14 | HOUSTON | 10-24 | L | 38,097 |
| 9/21 | OAKLAND | 21-47 | L | 28,751 |
| 9/28 | KANSAS CITY | 3-48 | L | 27,732 |
| 10/6 | at Houston | 24-7 | W | 35,424 |
| 10/12 | BUFFALO | 14-14 | T | 28,559 |
| 10/20 | at Cincinnati | 24-22 | W | 25,076 |
| 10/27 | at Denver | 14-21 | L | 43,411 |
| 11/3 | at San Diego | 28-34 | L | 31,686 |
| 11/10 | at Buffalo | 21-17 | W | 28,399 |
| 11/17 | CINCINNATI | 21-38 | L | 30,304 |
| 11/24 | at Boston | 34-10 | W | 13,646 |
| 12/1 | at New York | 17-35 | L | 60,207 |
| 12/8 | BOSTON | 38-7 | W | 24,242 |
| 12/15 | NEW YORK | 7-31 | L | 31,302 |

| TEAM STATISTICS | MIA. | OPP. |
|----------------------------|---------|---------|
| TOTAL FIRST DOWNS | 247 | 240 |
| By Rushing | 78 | 116 |
| By Passing | 144 | 112 |
| By Penalty | 25 | 12 |
| TOTAL NET YARDS | 4106 | 4884 |
| Average Per Game | 293.3 | 348.9 |
| Total Plays | 892 | 808 |
| Average Per Play | 4.6 | 6.0 |
| NET YARDS RUSHING | 1704 | 2172 |
| Average Per Game | 121.7 | 193.7 |
| Total Rushes | 417 | 445 |
| NET YARDS PASSING | 2402 | 2712 |
| Average Per Game | 171.6 | 155.1 |
| Tackled/Yards Lost | 52/441 | 27/192 |
| Gross Yards | 2843 | 2904 |
| Attempts/Completions | 423/216 | 342/179 |
| Completion Percentage .. | 51.1 | 52.3 |
| Had Intercepted | 22 | 22 |
| PUNTS/AVERAGE | 75/40.6 | 55/43.6 |
| PENALTIES/YARDS | 48/485 | 70/655 |
| FUMBLES/BALL LOST | 17/8 | 28/18 |
| TOUCHDOWNS | 36 | 45 |
| By Rushing | 12 | 19 |
| By Passing | 21 | 23 |
| By Returns | 3 | 3 |

| Score By Quarters | 1 | 2 | 3 | 4 | Total |
|-------------------|----|-----|----|----|-------|
| DOLPHINS | 44 | 93 | 52 | 87 | - 276 |
| OPPONENTS | 78 | 131 | 52 | 94 | - 355 |

| RUSHING | NO. | YDS. | AVG. | LG | TD |
|-----------------|-----|------|------|----|----|
| Kick | 165 | 621 | 3.8 | 25 | 4 |
| Csonka | 138 | 540 | 3.9 | 40 | 6 |
| Griese | 42 | 230 | 5.5 | 35 | 1 |
| Mitchell | 54 | 176 | 3.3 | 30 | 1 |
| Milton | 2 | 46 | 23.0 | 34 | 0 |
| Seiple | 5 | 42 | 8.4 | 32 | 0 |
| Price | 5 | 27 | 5.4 | 15 | 0 |
| Tucker | 4 | 13 | 3.3 | 7 | 0 |
| Norton | 1 | 9 | 9.0 | 9 | 0 |
| Hammond | 1 | 0 | 0.0 | 0 | 0 |
| DOLPHINS | 417 | 1704 | 4.1 | 40 | 12 |
| OPPONENTS | 445 | 2172 | 4.9 | 76 | 19 |

| RECEIVING | NO. | YDS. | AVG. | LG | TD |
|---------------|-----|------|------|----|----|
| Noonan | 58 | 760 | 13.1 | 50 | 11 |
| Kick | 44 | 422 | 9.6 | 38 | 0 |
| Twilley | 39 | 604 | 15.5 | 40 | 1 |
| Moreau | 27 | 365 | 13.5 | 28 | 3 |
| Cox | 11 | 147 | 13.4 | 30 | 0 |

| | | | | | |
|----------------|----|-----|------|----|---|
| Csonka | 11 | 118 | 10.7 | 65 | 1 |
| Milton | 9 | 143 | 15.9 | 38 | 1 |
| Mitchell | 8 | 190 | 23.8 | 48 | 3 |
| Seiple | 7 | 69 | 9.9 | 20 | 1 |
| Darnall | 2 | 25 | 12.5 | 13 | 0 |

| | | | | | |
|-----------------|-----|------|------|----|----|
| DOLPHINS | 216 | 2843 | 13.2 | 65 | 21 |
| OPPONENTS | 179 | 2904 | 16.2 | 80 | 23 |

| INTERCEPTIONS | NO. | YDS. | AVG. | LG | TD |
|--------------------|-----|------|------|----|----|
| Anderson | 8 | 230 | 28.8 | 96 | 1 |
| West | 4 | 102 | 25.5 | 32 | 0 |
| Warren | 2 | 27 | 13.5 | 18 | 0 |
| Bramlett | 2 | 14 | 7.0 | 14 | 0 |
| Emanuel | 2 | 8 | 4.0 | 6 | 0 |
| Petrella | 1 | 4 | 4.0 | 4 | 0 |
| Edmunds | 1 | 1 | 1.0 | 1 | 0 |
| Lamb | 1 | 0 | 0.0 | 0 | 0 |
| Westmoreland | 1 | 0 | 0.0 | 0 | 0 |
| DOLPHINS | 22 | 386 | 17.5 | 96 | 1 |
| OPPONENTS | 22 | 432 | 19.6 | 68 | 3 |

| PUNTING | NO. | YDS. | AVG. | LG | BK |
|-----------------|-----|------|------|----|----|
| Seiple | 75 | 3044 | 40.6 | 60 | 0 |
| DOLPHINS | 75 | 3044 | 40.6 | 60 | 0 |
| OPPONENTS | 55 | 2397 | 43.6 | 62 | 0 |

| PUNT RET. | NO. | YDS. | AVG. | LG | TD |
|------------------|-----|------|------|----|----|
| Neff | 8 | 71 | 8.9 | 20 | 0 |
| Milton | 6 | 55 | 9.2 | 26 | 0 |
| Tucker | 5 | 40 | 8.0 | 15 | 0 |
| Anderson | 5 | 18 | 3.6 | 10 | 0 |
| Warren | 2 | -1 | -0.5 | 0 | 0 |
| Washington | 1 | 15 | 15.0 | 15 | 0 |
| Harper | 1 | 7 | 7.0 | 7 | 0 |
| DOLPHINS | 28 | 205 | 7.3 | 26 | 0 |
| OPPONENTS | 28 | 250 | 9.0 | 48 | 0 |

| KICKOFF RET. | NO. | YDS. | AVG. | LG | TD |
|------------------|-----|------|------|----|----|
| Milton | 18 | 408 | 22.7 | 74 | 0 |
| Warren | 10 | 227 | 22.7 | 36 | 0 |
| Anderson | 6 | 106 | 17.7 | 25 | 0 |
| Neff | 5 | 190 | 38.0 | 95 | 0 |
| Tucker | 3 | 54 | 18.0 | 25 | 0 |
| Urbanek | 2 | 15 | 7.5 | 10 | 0 |
| Kick | 1 | 28 | 28.0 | 28 | 0 |
| Lamb | 1 | 24 | 24.0 | 24 | 0 |
| Price | 1 | 22 | 22.0 | 22 | 0 |
| Harper | 1 | 18 | 18.0 | 18 | 0 |
| Richardson | 1 | 1 | 1.0 | 1 | 0 |
| Woodson | 1 | 0 | 0.0 | 0 | 0 |
| Cox | 0 | 41 | - | 41 | 0 |
| DOLPHINS | 50 | 1134 | 22.7 | 95 | 0 |
| OPPONENTS | 54 | 1108 | 20.5 | 44 | 0 |

| SCORING | Ru | Pa | Rt | PAT | FG | S | 2 | TP |
|----------------|----|----|----|-------|------|---|---|----|
| Noonan | 0 | 11 | 0 | 0 | 0 | 0 | 0 | 66 |
| Keyes | 0 | 0 | 0 | 30/30 | 7/16 | 0 | 0 | 51 |
| Csonka | 6 | 1 | 0 | 0 | 0 | 0 | 0 | 42 |
| Moreau | 0 | 3 | 0 | 6/6 | 1/3 | 0 | 0 | 27 |
| Mitchell | 1 | 3 | 0 | 0 | 0 | 0 | 0 | 24 |
| Kick | 4 | 0 | 0 | 0 | 0 | 0 | 0 | 24 |
| Anderson | 0 | 0 | 1 | 0 | 0 | 0 | 0 | 6 |
| Emanuel | 0 | 0 | 1 | 0 | 0 | 0 | 0 | 6 |
| Milton | 0 | 1 | 0 | 0 | 0 | 0 | 0 | 6 |
| Griese | 1 | 0 | 0 | 0 | 0 | 0 | 0 | 6 |
| Seiple | 0 | 1 | 0 | 0 | 0 | 0 | 0 | 6 |

| | | | | | | | | |
|---------------|---|---|---|---|---|---|---|---|
| Twilley | 0 | 1 | 0 | 0 | 0 | 0 | 0 | 6 |
| West | 0 | 0 | 1 | 0 | 0 | 0 | 0 | 6 |

| | | | | | | | | |
|-----------|----|----|---|-------|-------|---|---|-----|
| DOLPHINS | 12 | 21 | 3 | 36/36 | 8/19 | 0 | 0 | 276 |
| OPPONENTS | 19 | 23 | 3 | 44/44 | 12/23 | 2 | 1 | 355 |

| FIELD GOALS | 1-19 | 20-29 | 30-39 | 40-49 | 50+ |
|-------------|------|-------|-------|-------|-----|
|-------------|------|-------|-------|-------|-----|

| | | | | | |
|--------------|-----|-----|-----|-----|-----|
| Keyes | 3/3 | 3/5 | 1/4 | 0/4 | 0/0 |
| Moreau | 0/1 | 1/1 | 0/1 | 0/0 | 0/0 |

| | | | | | |
|-----------------|-----|-----|-----|-----|-----|
| DOLPHINS | 3/4 | 4/6 | 1/5 | 0/4 | 0/0 |
| OPPONENTS | 3/3 | 5/7 | 2/6 | 0/4 | 2/3 |

| TWO-POINT CONVERSIONS |
|-----------------------|
|-----------------------|

| |
|-----------------------------|
| DOLPHINS 0-0, OPPONENTS 1-2 |
|-----------------------------|

| SACKS |
|-------|
|-------|

| |
|---|
| Branch 11.0, Fernandez 4.0, Bramlett 2.0, Emanuel 2.0, Jacobs 2.0, Riley 2.0, Edmunds 1.0, Nomina 1.0, Richardson 1.0, Woodson 1.0. |
|---|

| |
|-------------------------------|
| DOLPHINS 27.0, OPPONENTS 52.0 |
|-------------------------------|

| STARTERS |
|----------|
|----------|

| OFFENSE |
|---------|
|---------|

| |
|-----------------------|
| WR - Karl Noonan (14) |
|-----------------------|

| |
|---|
| LT - "Doug Crusan (7), Maxie Williams (6), Norm Evans (1) |
|---|

| |
|--|
| LG - Charlie Fowler (7), Maxie Williams (6), Billy Neighbors (1) |
|--|

| |
|--------------------|
| C - Tom Goode (14) |
|--------------------|

| |
|---|
| RG - Billy Neighbors (12), Charlie Fowler (2) |
|---|

| |
|--|
| RT - Norm Evans (12), Maxie Williams (2) |
|--|

| |
|---|
| TE - Doug Moreau (10), Larry Seiple (2), *Jim Cox (1), *Gene Milton (1) |
|---|

| |
|--------------------------|
| WR - Howard Twilley (14) |
|--------------------------|

| |
|---------------------------------------|
| QB - Bob Griese (13), Rick Norton (1) |
|---------------------------------------|

| |
|--|
| RB - *Jim Kick (12), Stan Mitchell (2) |
|--|

| |
|--|
| FB - Larry Csonka (9), Jim Kick (4), Stan Mitchell (1) |
|--|

| DEFENSE |
|---------|
|---------|

| |
|---|
| LDE - Jim Riley (8), *Manny Fernandez (5), Fred Woodson (1) |
|---|

| |
|---------------------------------------|
| LDT - Tom Nomina (13), Ray Jacobs (1) |
|---------------------------------------|

| |
|--|
| RDT - Ray Jacobs (10), John Richardson (3), Tom Nomina (1) |
|--|

| |
|--|
| RDE - Mel Branch (7), *Manny Fernandez (7) |
|--|

| |
|-----------------------------|
| LLB - *Randall Edmunds (14) |
|-----------------------------|

| |
|--|
| MLB - Frank Emanuel (12), Ray Jacobs (1), Wahoo McDaniel (1) |
|--|

| |
|--|
| RLB - John Bramlett (10), Ed Weisacosky (2), Frank Emanuel (1), Bob Bruggers (1) |
|--|

| |
|-------------------------|
| LCB - Jimmy Warren (14) |
|-------------------------|

| |
|--|
| RCB - Dick Westmoreland (9), Mack Lamb (4), *Dick Anderson (1) |
|--|

| |
|---|
| SS - Bob Petrella (5), *Dick Anderson (4), Willie West (4), Dick Westmoreland (1) |
|---|

| |
|--|
| FS - *Dick Anderson (7), Willie West (5), Bob Petrella (2) |
|--|

| |
|--------------------|
| * Indicates Rookie |
|--------------------|

| PASSING | ATT. | COMP. | YDS. | PCT. | TD | INT. | LG | SCK/LST | RATING |
|-----------------|------|-------|------|------|----|------|----|---------|--------|
| Griese | 355 | 186 | 2473 | 52.4 | 21 | 16 | 50 | 43/372 | 75.7 |
| Norton | 41 | 17 | 254 | 41.5 | 0 | 4 | 65 | 7/58 | 32.9 |
| Hammond | 26 | 13 | 116 | 50.0 | 0 | 2 | 25 | 2/11 | 30.3 |
| Kick | 1 | 0 | 0 | 0.0 | 0 | 0 | 0 | 0/0 | 39.6 |
| DOLPHINS | 423 | 216 | 2843 | 51.1 | 21 | 22 | 65 | 52/441 | 67.5 |
| OPPONENTS | 342 | 179 | 2904 | 52.3 | 23 | 22 | 80 | 27/192 | 76.7 |

1969 FINAL STATISTICS (3-10-1)

| DATE | OPPONENT | SCORE | W/L | ATT. |
|-------|-------------------|-------|-----|--------|
| 9/14 | at Cincinnati | 21-27 | L | 24,487 |
| 9/20 | at Oakland | 17-20 | L | 48,477 |
| 9/28 | at Houston | 10-22 | L | 40,387 |
| 10/4 | OAKLAND | 20-20 | T | 32,668 |
| 10/11 | SAN DIEGO | 14-21 | L | 33,073 |
| 10/19 | at Kansas City | 10-17 | L | 47,038 |
| 10/26 | BUFFALO | 24-6 | W | 39,194 |
| 11/2 | at N.Y. Jets | 31-34 | L | 60,793 |
| 11/9 | at Boston | 17-16 | W | 10,665 |
| 11/16 | at Buffalo | 3-28 | L | 32,344 |
| 11/23 | HOUSTON | 7-32 | L | 27,114 |
| 11/30 | Boston (at Tampa) | 23-38 | L | 27,179 |
| 12/7 | DENVER | 27-24 | W | 24,792 |
| 12/14 | N.Y. JETS | 9-27 | L | 42,148 |

| TEAM STATISTICS | MIA. | OPP. |
|----------------------------|---------|---------|
| TOTAL FIRST DOWNS | 224 | 206 |
| By Rushing | 73 | 66 |
| By Passing | 131 | 126 |
| By Penalty | 20 | 14 |
| TOTAL NET YARDS | 3590 | 4126 |
| Average Per Game | 256.5 | 294.8 |
| Total Plays | 878 | 851 |
| Average Per Play | 4.1 | 4.8 |
| NET YARDS RUSHING | 1513 | 1489 |
| Average Per Game | 108.1 | 106.4 |
| Total Rushes | 401 | 422 |
| NET YARDS PASSING | 2077 | 2637 |
| Average Per Game | 148.4 | 188.4 |
| Tackled/Yards Lost | 53/481 | 28/208 |
| Gross Yards | 2558 | 2845 |
| Attempts/Completions | 424/201 | 404/196 |
| Completion Percentage .. | 47.4 | 48.5 |
| Had Intercepted | 29 | 18 |
| PUNTS/AVERAGE | 85/40.6 | 80/44.1 |
| PENALTIES/YARDS | 53/631 | 66/840 |
| FUMBLES/BALL LOST | 27/13 | 27/13 |
| TOUCHDOWNS | 28 | 37 |
| By Rushing | 12 | 9 |
| By Passing | 12 | 25 |
| By Returns | 4 | 3 |

| Score By Quarters | 1 | 2 | 3 | 4 | Total |
|-------------------|----|----|----|-----|-------|
| DOLPHINS | 60 | 79 | 33 | 61 | - 233 |
| OPPONENTS | 71 | 97 | 59 | 105 | - 332 |

| RUSHING | NO. | YDS. | AVG. | LG | TD |
|----------------|-----|------|-------|-----|----|
| Kick | 180 | 575 | 3.2 | 27 | 9 |
| Csonka | 131 | 566 | 4.3 | 54 | 2 |
| Morris | 23 | 110 | 4.8 | 37 | 1 |
| Griese | 21 | 102 | 4.9 | 22 | 0 |
| Mitchell | 28 | 80 | 2.9 | 12 | 0 |
| Milton | 7 | 62 | 8.9 | 27 | 0 |
| Norton | 8 | 16 | 2.0 | 9 | 0 |
| Hines | 1 | 7 | 7.0 | 7 | 0 |
| Seiple | 1 | 6 | 6.0 | 6 | 0 |
| Noonan | 1 | -11 | -11.0 | -11 | 0 |
| DOLPHINS | 401 | 1513 | 3.8 | 54 | 12 |
| OPPONENTS | 422 | 1489 | 3.5 | 80 | 9 |

| RECEIVING | NO. | YDS. | AVG. | LG | TD |
|--------------|-----|------|------|----|----|
| Seiple | 41 | 577 | 14.1 | 41 | 5 |
| Kick | 29 | 443 | 15.3 | 53 | 1 |
| Noonan | 29 | 307 | 10.6 | 27 | 3 |
| Clancy | 21 | 289 | 13.8 | 50 | 1 |
| Csonka | 21 | 183 | 8.7 | 42 | 1 |
| Milton | 12 | 179 | 14.9 | 49 | 0 |

| PASSING | ATT. | COMP. | YDS. | PCT. | TD | INT. | LG | SCK/LST | RATING |
|-----------------|------|-------|------|-------|----|------|----|---------|--------|
| Griese | 252 | 121 | 1695 | 48.0 | 10 | 16 | 53 | 33/289 | 56.9 |
| Norton | 148 | 65 | 709 | 43.9 | 2 | 11 | 29 | 18/175 | 32.2 |
| Stofa | 23 | 14 | 146 | 60.9 | 0 | 2 | 42 | 2/17 | 43.0 |
| Seiple | 1 | 1 | 8 | 100.0 | 0 | 0 | 8 | 0/0 | 118.8 |
| DOLPHINS | 424 | 201 | 2077 | 47.4 | 12 | 29 | 53 | 53/481 | 42.9 |
| OPPONENTS | 404 | 196 | 2637 | 48.5 | 25 | 18 | 93 | 28/208 | 71.8 |

| | | | | | |
|----------------|----|-----|------|----|---|
| Twilley | 10 | 158 | 15.8 | 33 | 1 |
| Moreau | 10 | 136 | 13.6 | 35 | 0 |
| Mitchell | 10 | 125 | 12.5 | 34 | 0 |
| Morris | 6 | 65 | 10.8 | 29 | 0 |
| Boutwell | 4 | 29 | 7.3 | 12 | 0 |
| Mertens | 2 | 26 | 13.0 | 15 | 0 |
| Hines | 2 | 23 | 11.5 | 22 | 0 |
| Pryor | 2 | -3 | -1.5 | 0 | 0 |
| Darnall | 1 | 13 | 13.0 | 13 | 0 |
| Anderson | 1 | 8 | 8.0 | 8 | 0 |

| | | | | | |
|-----------------|-----|------|------|----|----|
| DOLPHINS | 201 | 2558 | 12.7 | 53 | 12 |
| OPPONENTS | 196 | 2845 | 14.5 | 93 | 25 |

| INTERCEPTIONS | NO. | YDS. | AVG. | LG | TD |
|-------------------|-----|------|------|----|----|
| Mumphord | 5 | 102 | 20.4 | 51 | 0 |
| Anderson | 3 | 106 | 35.3 | 40 | 0 |
| Buoniconiti | 3 | 27 | 9.0 | 24 | 0 |
| Weisacosky | 3 | 10 | 3.3 | 7 | 0 |
| Stanfill | 2 | 32 | 16.0 | 17 | 2 |
| Petrella | 1 | 33 | 33.0 | 33 | 0 |
| Beier | 1 | 7 | 7.0 | 7 | 0 |
| DOLPHINS | 18 | 317 | 17.6 | 51 | 2 |
| OPPONENTS | 29 | 596 | 20.6 | 76 | 3 |

| PUNTING | NO. | YDS. | AVG. | LG | BK |
|-----------------|-----|------|------|----|----|
| Seiple | 80 | 3263 | 40.8 | 66 | 2 |
| Anderson | 5 | 188 | 37.6 | 49 | 0 |
| DOLPHINS | 85 | 3451 | 40.6 | 66 | 2 |
| OPPONENTS | 80 | 3526 | 44.1 | 61 | 0 |

| PUNT RET. | NO. | YDS. | AVG. | LG | TD |
|-----------------|-----|------|------|----|----|
| Morris | 25 | 172 | 6.9 | 38 | 0 |
| Anderson | 12 | 82 | 6.8 | 29 | 0 |
| Beier | 5 | 8 | 1.6 | 9 | 0 |
| Milton | 1 | 4 | 4.0 | 4 | 0 |
| Twilley | 1 | 0 | 0.0 | 0 | 0 |
| McCollers | 1 | 0 | 0.0 | 0 | 0 |
| DOLPHINS | 45 | 266 | 5.9 | 38 | 0 |
| OPPONENTS | 30 | 130 | 4.3 | 22 | 0 |

| KICKOFF RET. | NO. | YDS. | AVG. | LG | TD |
|-----------------|-----|------|------|-----|----|
| Morris | 43 | 1136 | 26.4 | 105 | 1 |
| Milton | 8 | 166 | 20.8 | 37 | 0 |
| Beier | 4 | 58 | 14.5 | 17 | 0 |
| Mertens | 2 | 1 | 0.5 | 1 | 0 |
| Hines | 1 | 22 | 22.0 | 22 | 0 |
| Mumphord | 1 | 0 | 0.0 | 0 | 0 |
| Warren | 1 | 0 | 0.0 | 0 | 0 |
| DOLPHINS | 60 | 1383 | 23.1 | 105 | 1 |
| OPPONENTS | 47 | 1073 | 22.8 | 73 | 0 |

| SCORING | Ru | Pa | Rt | PAT | FG | S | 2 | TP |
|-----------------|----|----|----|-------|-------|---|---|-----|
| Kremser | 0 | 0 | 0 | 26/27 | 13/22 | 0 | 0 | 65 |
| Kick | 9 | 1 | 0 | 0 | 0 | 0 | 0 | 060 |
| Seiple | 0 | 5 | 0 | 0 | 0 | 0 | 0 | 30 |
| Csonka | 2 | 1 | 0 | 0 | 0 | 0 | 0 | 18 |
| Noonan | 0 | 3 | 0 | 0 | 0 | 0 | 0 | 18 |
| Morris | 1 | 0 | 1 | 0 | 0 | 0 | 0 | 12 |
| Stanfill | 0 | 0 | 2 | 0 | 0 | 0 | 0 | 12 |
| Clancy | 0 | 1 | 0 | 0 | 0 | 0 | 0 | 06 |
| Milton | 0 | 0 | 1 | 0 | 0 | 0 | 0 | 6 |
| Twilley | 0 | 1 | 0 | 0 | 0 | 0 | 0 | 6 |
| DOLPHINS | 12 | 12 | 4 | 26/27 | 13/22 | 0 | 0 | 233 |
| OPPONENTS | 9 | 25 | 3 | 32/33 | 24/36 | 0 | 1 | 332 |

| FIELD GOALS | 1-19 | 20-29 | 30-39 | 40-49 | 50+ |
|-----------------|------|-------|-------|-------|-----|
| Kremser | 4/4 | 4/4 | 5/9 | 0/5 | 0/0 |
| DOLPHINS | 4/4 | 4/4 | 5/9 | 0/5 | 0/0 |
| OPPONENTS | 9/10 | 5/9 | 7/10 | 3/5 | 0/2 |

| TWO-POINT CONVERSIONS |
|-----------------------------|
| DOLPHINS 0-1, OPPONENTS 1-4 |

| SACKS |
|--|
| Stanfill 8.0, Edmunds 5.0, Fernandez 4.0, Richardson 3.0, Riley 3.0, Buoniconiti 2.0, Weisacosky 2.0, McCullers 1.0. |
| DOLPHINS 28.0, OPPONENTS 53.0 |

| STARTERS |
|---|
| OFFENSE |
| WR - Jack Clancy (7), Gene Milton (6), Howard Twilley (1) |
| LT - Doug Crusan (14) |
| LG - Maxie Williams (12), Larry Little (2) |
| C - Tom Goode (14) |
| RG - Larry Little (8), Billy Neighbors (6) |
| RT - Norm Evans (12), John Boynton (2) |
| TE - Larry Seiple (8), Doug Moreau (5), *Jim Mertens (1) |
| WR - Karl Noonan (13), Jimmy Hines (1) |
| QB - Bob Griese (9), Rick Norton (5) |
| RB - Jim Kick (14) |
| FB - Larry Csonka (11), Stan Mitchell (3) |

| DEFENSE |
|---|
| LDE - Jim Riley (14) |
| LDT - Manny Fernandez (13), *Bob Heinz (1) |
| RDT - John Richardson (14) |
| RDE - *Bill Stanfill (13), *Norm McBride (1) |
| LLB - Randall Edmunds (14) |
| MLB - Nick Buoniconiti (13), Frank Emanuel (1) |
| RLB - Ed Weisacosky (14) |
| LCB - Jimmy Warren (13), *Lloyd Mumphord (1) |
| RCB - *Lloyd Mumphord (8), Dick Westmorfand (5), Bob Petrella (1) |
| SS - Tom Beier (7), Bob Petrella (7) |
| FS - Dick Anderson (14) |

* Indicates Rookie

1970 FINAL STATISTICS (10-4)

| DATE | OPPONENT | SCORE | W/L | ATT. |
|-------|-----------------|-------|-----|--------|
| 9/20 | at Boston | 14-27 | L | 27,265 |
| 9/27 | at Houston | 20-10 | W | 38,779 |
| 10/3 | OAKLAND | 20-13 | W | 54,412 |
| 10/10 | at N.Y. Jets | 20-6 | W | 61,801 |
| 10/18 | at Buffalo | 33-14 | W | 40,820 |
| 10/25 | CLEVELAND | 0-28 | L | 70,872 |
| 11/1 | at Baltimore | 0-35 | L | 59,305 |
| 11/8 | at Philadelphia | 17-24 | L | 53,149 |
| 11/15 | NEW ORLEANS | 21-10 | W | 41,557 |
| 11/22 | BALTIMORE | 34-17 | W | 63,362 |
| 11/30 | at Atlanta | 20-7 | W | 53,303 |
| 12/6 | BOSTON | 37-20 | W | 46,370 |
| 12/13 | N.Y. JETS | 16-10 | W | 71,892 |
| 12/20 | BUFFALO | 45-7 | W | 64,957 |

| TEAM STATISTICS | MIA. | OPP. |
|--------------------------|---------|---------|
| TOTAL FIRST DOWNS | 228 | 226 |
| By Rushing | 106 | 82 |
| By Passing | 100 | 128 |
| By Penalty | 22 | 16 |
| TOTAL NET YARDS | 4039 | 4004 |
| Average Per Game | 288.5 | 286.0 |
| Total Plays | 827 | 808 |
| Average Per Play | 4.9 | 5.0 |
| NET YARDS RUSHING | 2082 | 1453 |
| Average Per Game | 148.7 | 103.8 |
| Total Rushes | 492 | 387 |
| NET YARDS PASSING | 1957 | 2551 |
| Average Per Game | 139.8 | 182.2 |
| Tackled/Yards Lost. | 36/327 | 16/157 |
| Gross Yards | 2284 | 2708 |
| Attempts/Completions .. | 299/159 | 403/234 |
| Completion Percentage .. | 53.2 | 58.0 |
| Had Intercepted | 19 | 23 |
| PUNTS/AVERAGE | 58/41.2 | 63/41.7 |
| PENALTIES/YARDS | 77/834 | 68/704 |
| FUMBLES/BALL LOST | 24/11 | 24/15 |
| TOUCHDOWNS | 33 | 28 |
| By Rushing | 14 | 8 |
| By Passing | 15 | 17 |
| By Returns | 4 | 3 |

| Score By Quarters | 1 | 2 | 3 | 4 | Total |
|-------------------|----|----|----|----|-------|
| DOLPHINS | 82 | 84 | 45 | 86 | - 297 |
| OPPONENTS | 35 | 85 | 45 | 63 | - 228 |

| RUSHING | NO. | YDS. | AVG. | LG | TD |
|----------------|-----|------|------|----|----|
| Csonka | 193 | 874 | 4.5 | 53 | 6 |
| Kick | 191 | 658 | 3.4 | 56 | 6 |
| Morris | 60 | 409 | 6.8 | 40 | 2 |
| Griese | 26 | 89 | 3.4 | 16 | 0 |
| Mitchell | 8 | 23 | 2.9 | 9 | 0 |
| Seiple | 2 | 21 | 10.5 | 24 | 0 |
| Warfield | 2 | 13 | 6.5 | 16 | 0 |
| Stofa | 2 | 5 | 2.5 | 4 | 0 |
| Pryor | 2 | 0 | 0.0 | 0 | 0 |
| Ginn | 5 | -1 | -0.2 | 8 | 0 |
| Noonan | 1 | -9 | -9.0 | -9 | 0 |
| DOLPHINS | 492 | 2082 | 4.2 | 56 | 14 |
| OPPONENTS | 387 | 1453 | 3.8 | 26 | 8 |

| RECEIVING | NO. | YDS. | AVG. | LG | TD |
|----------------|-----|------|------|-----|----|
| Kick | 42 | 497 | 11.8 | 47 | 0 |
| Warfield | 28 | 703 | 25.1 | 54 | 6 |
| Twilley | 22 | 281 | 12.8 | 23t | 5 |
| Fleming | 18 | 205 | 11.4 | 36 | 0 |
| Morris | 12 | 149 | 12.4 | 50 | 0 |

| | | | | | |
|---------------------|----|-----|------|-----|---|
| Csonka | 11 | 94 | 8.5 | 54 | 0 |
| Noonan | 10 | 186 | 18.6 | 51t | 1 |
| W. Richardson | 7 | 67 | 9.6 | 27 | 1 |
| Mitchell | 6 | 85 | 14.2 | 36t | 1 |
| Seiple | 2 | 14 | 7.0 | 7 | 0 |
| Mandich | 1 | 3 | 3.0 | 3t | 1 |

| | | | | | |
|---------------|-----|------|------|----|----|
| DOLPHINS | 159 | 2284 | 14.4 | 54 | 15 |
| OPPONENTS | 234 | 2708 | 11.6 | 46 | 17 |

| INTERCEPTIONS | NO. | YDS. | AVG. | LG | TD |
|----------------|-----|------|------|-----|----|
| Anderson | 8 | 191 | 23.9 | 86 | 0 |
| Scott | 5 | 112 | 22.4 | 47 | 0 |
| Mumphord | 5 | 35 | 7.0 | 32t | 1 |
| Johnson | 3 | 29 | 9.7 | 21 | 0 |
| Brown | 1 | 32 | 32.0 | 32 | 0 |
| Davis | 1 | 15 | 15.0 | 15 | 0 |

| | | | | | |
|---------------|----|-----|------|-----|---|
| DOLPHINS | 23 | 414 | 18.0 | 86 | 1 |
| OPPONENTS | 19 | 258 | 13.6 | 56t | 1 |

| PUNTING | NO. | YDS. | AVG. | LG | BK |
|--------------|-----|------|------|----|----|
| Seiple | 58 | 2392 | 41.2 | 67 | 0 |

| | | | | | |
|---------------|----|------|------|----|---|
| DOLPHINS | 58 | 2392 | 41.2 | 67 | 0 |
| OPPONENTS | 63 | 2624 | 41.7 | 62 | 0 |

| PUNT RET. | NO. | YDS. | AVG. | LG | TD |
|----------------|-----|------|------|-----|----|
| Scott | 27 | 290 | 10.7 | 77t | 1 |
| Morris | 2 | -1 | -0.5 | 0 | 0 |
| Anderson | 1 | 6 | 6.0 | 6 | 0 |

| | | | | | |
|---------------|----|-----|------|-----|---|
| DOLPHINS | 30 | 295 | 9.8 | 77t | 1 |
| OPPONENTS | 21 | 241 | 12.1 | 80t | 1 |

| KICKOFF RET. | NO. | YDS. | AVG. | LG | TD |
|----------------|-----|------|------|-----|----|
| Morris | 28 | 812 | 29.0 | 96t | 1 |
| Ginn | 5 | 59 | 11.8 | 26 | 0 |
| Scott | 4 | 117 | 29.3 | 42 | 0 |
| Mitchell | 4 | 35 | 8.8 | 17 | 0 |
| Seiple | 2 | 5 | 2.5 | 3 | 0 |
| Mandich | 2 | 0 | 0.0 | 0 | 0 |
| Anderson | 1 | 8 | 8.0 | 8 | 0 |
| Foley | 1 | 0 | 0.0 | 0 | 0 |
| Brown | 1 | 0 | 0.0 | 0 | 0 |

| | | | | | |
|---------------|----|------|------|-----|---|
| DOLPHINS | 48 | 1036 | 21.6 | 96t | 1 |
| OPPONENTS | 55 | 1142 | 20.8 | 99t | 1 |

| SCORING | Ru | Pa | Rt | PAT | FG | S | TP |
|---------------------|----|----|----|-------|-------|---|-----|
| Yepremian | 0 | 0 | 0 | 31/31 | 22/29 | 0 | 97 |
| Warfield | 0 | 6 | 0 | 0 | 0 | 0 | 36 |
| Csonka | 6 | 0 | 0 | 0 | 0 | 0 | 36 |
| Kick | 6 | 0 | 0 | 0 | 0 | 0 | 36 |
| Twilley | 0 | 5 | 0 | 0 | 0 | 0 | 30 |
| Griese | 2 | 0 | 0 | 0 | 0 | 0 | 12 |
| Mumphord | 0 | 0 | 2 | 0 | 0 | 0 | 12 |
| Mandich | 0 | 1 | 0 | 0 | 0 | 0 | 6 |
| Noonan | 0 | 1 | 0 | 0 | 0 | 0 | 6 |
| W. Richardson | 0 | 1 | 0 | 0 | 0 | 0 | 6 |
| Scott | 0 | 0 | 1 | 0 | 0 | 0 | 6 |
| Morris | 0 | 0 | 1 | 0 | 0 | 0 | 6 |
| Mitchell | 0 | 1 | 0 | 0 | 0 | 0 | 6 |
| Kremser | 0 | 0 | 0 | 2/2 | 0/1 | 0 | 2 |
| DOLPHINS | 14 | 15 | 4 | 33/33 | 22/30 | 0 | 297 |
| OPPONENTS | 8 | 17 | 3 | 27/28 | 11/22 | 0 | 228 |

| FIELD GOALS | 1-19 | 20-29 | 30-39 | 40-49 | 50+ |
|-----------------|------|-------|-------|-------|-----|
| Yepremian | 4/4 | 2/3 | 5/6 | 11/15 | 0/1 |
| Kremser | 0/0 | 0/1 | 0/0 | 0/0 | 0/0 |
| DOLPHINS | 4/4 | 2/4 | 5/6 | 11/15 | 0/1 |
| OPPONENTS .. | 5/5 | 3/4 | 2/3 | 1/8 | 0/3 |

SACKS

Stanfill 6.0, Fernandez 4.5, J. Richardson 2.5, Riley 2.0, Anderson 1.0.

DOLPHINS 16.0, OPPONENTS 36.0

STARTERS

OFFENSE

WR - Paul Warfield (11), Karl Noonan (3)
 LT - Doug Crusan (14)
 LG - Maxie Williams (9), Bob Kuechenberg (5)
 C - Bob DeMarco (11), Carl Mauck (3)
 RG - Larry Little (14)
 RT - Norm Evans (14)
 WR - Howard Twilley (13), Willie Richardson (1)
 TE - Marv Fleming (14)
 QB - Bob Griese (14)
 RB - Jim Kick (14)
 FB - Larry Csonka (14)

DEFENSE

LDE - Jim Riley (14)
 LDT - Manny Fernandez (12), Frank Cornish (1), Bob Heinz (1)
 RDT - John Richardson (14)
 RDE - Bill Stanfill (14)
 LLB - Doug Swift (8), Ted Davis (6)
 MLB - Nick Buoniconti (14)
 RLB - Mike Kolen (14)
 LCB - Curtis Johnson (14)
 RCB - Lloyd Mumphord (14)
 SS - Dick Anderson (13), Jake Scott (1)
 FS - Jake Scott (13), Dick Anderson (1)

* Indicates Rookie

| PASSING | ATT. | COMP. | YDS. | PCT. | TD | INT. | LG | SCK/LST | RATING |
|-----------------|------|-------|------|-------|----|------|-----|---------|--------|
| Griese | 245 | 142 | 2019 | 58.0 | 12 | 17 | 54 | 31/282 | 72.1 |
| Stofa | 53 | 16 | 240 | 30.2 | 3 | 2 | 52t | 5/45 | 49.3 |
| Kick | 1 | 1 | 25 | 100.0 | 0 | 0 | 25 | 0/0 | 118.8 |
| DOLPHINS | 299 | 159 | 2284 | 53.2 | 15 | 19 | 54 | 36/327 | 68.5 |
| OPPONENTS | 403 | 234 | 2708 | 58.0 | 17 | 22 | 46 | 16/157 | 69.8 |

1971 FINAL STATISTICS (10-3-1)

| DATE | OPPONENT | SCORE | W/L | ATT. |
|-------|----------------|-------|-----|--------|
| 9/19 | at Denver | 10-10 | T | 50,499 |
| 9/26 | at Buffalo | 29-14 | W | 44,626 |
| 10/3 | N.Y. JETS | 10-14 | L | 67,161 |
| 10/10 | at Cincinnati | 23-13 | W | 59,090 |
| 10/17 | NEW ENGLAND | 41-3 | W | 56,222 |
| 10/24 | at N.Y. Jets | 30-14 | W | 61,170 |
| 10/31 | at Los Angeles | 20-14 | W | 68,386 |
| 11/7 | BUFFALO | 34-0 | W | 57,748 |
| 11/14 | PITTSBURGH | 24-21 | W | 63,178 |
| 11/21 | BALTIMORE | 17-14 | W | 73,063 |
| 11/29 | CHICAGO | 34-3 | W | 73,071 |
| 12/5 | at New England | 13-34 | L | 60,110 |
| 12/11 | at Baltimore | 3-14 | L | 59,293 |
| 12/19 | GREEN BAY | 27-6 | W | 74,215 |

| TEAM STATISTICS | MIA. | OPP. |
|---------------------------|---------|---------|
| TOTAL FIRST DOWNS..... | 232 | 214 |
| By Rushing..... | 121 | 93 |
| By Passing..... | 94 | 111 |
| By Penalty..... | 17 | 10 |
| TOTAL NET YARDS..... | 4412 | 3661 |
| Average Per Game..... | 315.1 | 261.5 |
| Total Plays..... | 803 | 791 |
| Average Per Play..... | 5.4 | 4.7 |
| NET YARDS RUSHING..... | 2429 | 1661 |
| Average Per Game..... | 173.5 | 118.6 |
| Total Rushes..... | 486 | 403 |
| NET YARDS PASSING..... | 1983 | 2000 |
| Average Per Game..... | 141.6 | 142.9 |
| Tackled/Yards Lost..... | 25/265 | 35/293 |
| Gross Yards..... | 2248 | 2293 |
| Attempts/Completions..... | 293/156 | 363/206 |
| Completion Percentage .. | 53.2 | 56.7 |
| Had Intercepted..... | 10 | 17 |
| PUNTS/AVERAGE..... | 52/40.1 | 72/40.7 |
| PENALTIES/YARDS..... | 65/632 | 64/561 |
| FUMBLES/BALL LOST..... | 22/13 | 38/14 |
| TOUCHDOWNS..... | 33 | 21 |
| By Rushing..... | 11 | 10 |
| By Passing..... | 20 | 10 |
| By Returns..... | 2 | 1 |

| Score By Quarters | 1 | 2 | 3 | 4 | Total |
|-------------------|----|----|----|----|-------|
| DOLPHINS..... | 81 | 76 | 79 | 79 | 315 |
| OPPONENTS.... | 65 | 23 | 44 | 42 | 174 |

| RUSHING | NO. | YDS. | AVG. | LG | TD |
|---------------|-----|------|------|----|----|
| Csonka..... | 195 | 1051 | 5.4 | 28 | 7 |
| Kick..... | 162 | 738 | 4.6 | 34 | 3 |
| Morris..... | 57 | 315 | 5.5 | 51 | 1 |
| Warfield..... | 9 | 115 | 12.8 | 39 | 0 |
| Ginn..... | 22 | 97 | 4.4 | 46 | 0 |
| Griese..... | 26 | 82 | 3.2 | 21 | 0 |
| Leigh..... | 5 | 15 | 3.0 | 7 | 0 |
| Seiple..... | 1 | 14 | 14.0 | 14 | 0 |
| Cole..... | 3 | 11 | 3.7 | 4 | 0 |
| Mira..... | 6 | -9 | -1.5 | 0 | 0 |
| DOLPHINS.... | 486 | 2429 | 4.9 | 51 | 11 |
| OPPONENTS.... | 403 | 1661 | 4.1 | 46 | 10 |

| RECEIVING | NO. | YDS. | AVG. | LG | TD |
|---------------|-----|------|------|-----|----|
| Warfield..... | 43 | 996 | 23.2 | 86t | 11 |
| Kick..... | 40 | 338 | 8.5 | 27 | 0 |
| Twilley..... | 23 | 349 | 15.2 | 41 | 4 |
| Fleming..... | 13 | 137 | 10.5 | 23 | 2 |
| Csonka..... | 13 | 113 | 8.7 | 25 | 1 |
| Noonan..... | 10 | 180 | 18.0 | 43 | 0 |
| Stowe..... | 5 | 68 | 13.6 | 21 | 1 |

| PASSING | ATT. | COMP. | YDS. | PCT. | TD | INT. | LG | SCK/LST | RATING |
|----------------|------|-------|------|------|----|------|-----|---------|--------|
| Griese..... | 263 | 145 | 2089 | 55.1 | 19 | 9 | 86t | 23/248 | 90.9 |
| Mira..... | 30 | 11 | 159 | 36.7 | 1 | 1 | 43 | 2/17 | 51.9 |
| DOLPHINS..... | 293 | 156 | 2248 | 53.2 | 20 | 10 | 86t | 25/265 | 87.0 |
| OPPONENTS..... | 363 | 206 | 2293 | 56.8 | 10 | 17 | 51 | 35/293 | 65.4 |

| | | | | | |
|---------------|-----|------|------|-----|----|
| Morris..... | 5 | 16 | 3.2 | 11 | 0 |
| Mandich..... | 3 | 19 | 6.3 | 10 | 1 |
| Seiple..... | 1 | 32 | 32.0 | 32 | 0 |
| DOLPHINS.... | 156 | 2248 | 14.4 | 86t | 20 |
| OPPONENTS.... | 206 | 2293 | 11.1 | 51 | 10 |

| INTERCEPTIONS | NO. | YDS. | AVG. | LG | TD |
|-----------------|-----|------|------|-----|----|
| Scott..... | 7 | 34 | 4.9 | 21 | 0 |
| Foley..... | 4 | 14 | 3.5 | 18 | 0 |
| Johnson..... | 2 | 34 | 17.0 | 34 | 0 |
| Anderson..... | 2 | 33 | 16.5 | 33 | 0 |
| Buoniconti..... | 1 | 16 | 16.0 | 16 | 0 |
| Swift..... | 1 | 12 | 12.0 | 12 | 0 |
| DOLPHINS.... | 17 | 143 | 9.0 | 34 | 0 |
| OPPONENTS.... | 10 | 166 | 16.6 | 53t | 1 |

| PUNTING | NO. | YDS. | AVG. | LG | BK |
|---------------|-----|------|------|----|----|
| Seiple..... | 52 | 2087 | 40.1 | 73 | 1 |
| DOLPHINS.... | 52 | 2087 | 40.1 | 73 | 1 |
| OPPONENTS.... | 72 | 2935 | 40.4 | 58 | 0 |

| PUNT RET. | NO. | YDS. | AVG. | LG | TD |
|---------------|-----|------|------|----|----|
| Scott..... | 33 | 318 | 9.6 | 31 | 0 |
| Anderson..... | 8 | 114 | 14.3 | 47 | 0 |
| DOLPHINS.... | 41 | 432 | 10.5 | 47 | 0 |
| OPPONENTS.... | 26 | 106 | 4.1 | 29 | 0 |

| KICKOFF RET. | NO. | YDS. | AVG. | LG | TD |
|---------------|-----|------|------|-----|----|
| Morris..... | 15 | 423 | 28.2 | 94t | 1 |
| Ginn..... | 10 | 252 | 25.2 | 35 | 0 |
| Leigh..... | 4 | 99 | 24.8 | 31 | 0 |
| Matheson..... | 3 | 32 | 10.7 | 16 | 0 |
| DOLPHINS.... | 32 | 806 | 25.2 | 94t | 1 |
| OPPONENTS.... | 59 | 1180 | 20.0 | 35 | 0 |

| SCORING | Ru | Pa | Rt | PAT | FG | S | TP |
|----------------|----|----|----|-------|-------|---|-----|
| Yepremian..... | 0 | 0 | 0 | 33/33 | 28/40 | 0 | 117 |
| Warfield..... | 0 | 11 | 0 | 0 | 0 | 0 | 66 |
| Csonka..... | 7 | 1 | 0 | 0 | 0 | 0 | 48 |
| Twilley..... | 0 | 4 | 0 | 0 | 0 | 0 | 24 |
| Kick..... | 3 | 0 | 0 | 0 | 0 | 0 | 18 |
| Fleming..... | 0 | 2 | 0 | 0 | 0 | 0 | 12 |
| Morris..... | 1 | 0 | 1 | 0 | 0 | 0 | 12 |
| Johnson..... | 0 | 0 | 1 | 0 | 0 | 0 | 6 |
| Mandich..... | 0 | 1 | 0 | 0 | 0 | 0 | 6 |
| Stowe..... | 0 | 1 | 0 | 0 | 0 | 0 | 6 |
| DOLPHINS.... | 11 | 20 | 2 | 33/33 | 28/40 | 0 | 315 |
| OPPONENTS.... | 10 | 10 | 1 | 21/21 | 9/21 | 0 | 174 |

| FIELD GOALS | 1-19 | 20-29 | 30-39 | 40-49 | 50+ |
|----------------|------|-------|-------|-------|-----|
| Yepremian..... | 7/7 | 8/8 | 6/11 | 7/12 | 0/2 |
| DOLPHINS.... | 7/7 | 8/8 | 6/11 | 7/12 | 0/2 |
| OPPONENTS.... | 5/5 | 1/4 | 2/2 | 0/6 | 1/4 |

| SACKS |
|--|
| Fernandez 8.0, Riley 7.5, Stanfill 6.5, Heinz 5.0, Cornish 2.0, Swift 2.0, Anderson 1.0, Buoniconti 1.0, Den Herder 1.0, Powell 1.0. |
| DOLPHINS 35.0, OPPONENTS 25.0 |

| STARTERS |
|---|
| OFFENSE |
| WR - Paul Warfield (14) |
| LT - Doug Crusan (14) |
| LG - Bob Kuechenberg (14) |
| C - Bob DeMarco (14) |
| RG - Larry Little (14) |
| RT - Norm Evans (14) |
| TE - Marv Fleming (13), Jim Mandich (1) |
| WR - Howard Twilley (12), *Otto Stowe (2) |
| QB - Bob Griese (13), George Mira (1) |
| RB - Jim Kiick (11), Mercury Morris (3) |
| FB - Larry Csonka (14) |
| DEFENSE |
| LDE - Jim Riley (13), Bob Heinz (1) |
| LDT - Manny Fernandez (14) |
| RDT - Bob Heinz (7), John Richardson (5), Frank Cornish (2) |
| RDE - Bob Stanfill (12), Bob Heinz (2) |
| LLB - Doug Swift (14) |
| MLB - Nick Buoniconti (14) |
| RLB - Mike Kolen (13), Jesse Powell (3), Bob Matheson (1) |
| LCB - Tim Foley (14) |
| RCB - Curtis Johnson (10), Lloyd Mumphord (4) |
| SS - Dick Anderson (14) |
| FS - Jake Scott (14) |

* Indicates Rookie

1972 FINAL STATISTICS (14-0)

| DATE | OPPONENT | SCORE | W/L | ATT. |
|-------|----------------|-------|-----|--------|
| 9/17 | at Kansas City | 20-10 | W | 78,736 |
| 9/24 | HOUSTON | 34-13 | W | 75,069 |
| 10/1 | at Minnesota | 16-14 | W | 45,766 |
| 10/8 | at N.Y. Jets | 27-17 | W | 61,720 |
| 10/15 | SAN DIEGO | 24-10 | W | 78,212 |
| 10/22 | BUFFALO | 24-23 | W | 78,175 |
| 10/29 | at Baltimore | 23-0 | W | 59,303 |
| 11/5 | at Buffalo | 30-16 | W | 45,659 |
| 11/12 | NEW ENGLAND | 52-0 | W | 78,148 |
| 11/19 | N.Y. JETS | 28-24 | W | 78,166 |
| 11/27 | ST. LOUIS | 31-10 | W | 78,190 |
| 12/3 | at New England | 37-21 | W | 60,144 |
| 12/10 | at N.Y. Giants | 23-13 | W | 62,728 |
| 12/16 | BALTIMORE | 16-0 | W | 78,202 |

| TEAM STATISTICS | MIA. | OPP. |
|----------------------------|---------|---------|
| TOTAL FIRST DOWNS | 291 | 186 |
| By Rushing | 170 | 76 |
| By Passing | 102 | 96 |
| By Penalty | 19 | 14 |
| TOTAL NET YARDS | 5036 | 3297 |
| Average Per Game | 359.1 | 235.5 |
| Total Plays | 893 | 771 |
| Average Per Play | 5.6 | 4.3 |
| NET YARDS RUSHING | 2960 | 1548 |
| Average Per Game | 210.8 | 110.6 |
| Total Rushes | 613 | 389 |
| NET YARDS PASSING | 2076 | 1749 |
| Average Per Game | 148.3 | 124.9 |
| Tackled/Yards Lost. | 21/159 | 34/280 |
| Gross Yards | 2235 | 2029 |
| Attempts/Completions | 259/144 | 348/178 |
| Completion Percentage .. | 55.6 | 51.1 |
| Had Intercepted | 12 | 26 |
| PUNTS/AVERAGE | 44/39.4 | 67/41.8 |
| PENALTIES/YARDS | 68/714 | 70/659 |
| FUMBLES/BALL LOST | 25/16 | 32/20 |
| TOUCHDOWNS | 45 | 21 |
| By Rushing | 26 | 8 |
| By Passing | 17 | 10 |
| By Returns | 2 | 3 |

| Score By Quarters | 1 | 2 | 3 | 4 | Total |
|-------------------|----|-----|----|----|-------|
| DOLPHINS | 94 | 108 | 98 | 85 | 385 |
| OPPONENTS | 36 | 47 | 29 | 59 | 171 |

| RUSHING | NO. | YDS. | AVG. | LG | TD |
|-----------------|-----|------|------|-----|----|
| Csonka | 213 | 1117 | 5.2 | 45 | 6 |
| Morris | 190 | 1000 | 5.3 | 33 | 12 |
| Kick | 137 | 521 | 3.8 | 26 | 5 |
| Ginn | 27 | 142 | 5.3 | 22 | 1 |
| Leigh | 21 | 79 | 3.8 | 10 | 0 |
| Morrall | 17 | 67 | 3.9 | 31t | 1 |
| Warfield | 4 | 23 | 5.8 | 21 | 0 |
| Griese | 3 | 11 | 3.7 | 5 | 1 |
| Del Gaizo | 1 | 0 | 0.0 | 0 | 0 |
| DOLPHINS | 613 | 2960 | 4.8 | 45 | 26 |
| OPPONENTS | 389 | 1548 | 4.0 | 40 | 8 |

| RECEIVING | NO. | YDS. | AVG. | LG | TD |
|----------------|-----|------|------|-----|----|
| Warfield | 29 | 606 | 20.9 | 47 | 3 |
| Kick | 21 | 147 | 7.0 | 15 | 1 |
| Twilley | 20 | 364 | 18.2 | 44 | 3 |
| Briscoe | 16 | 279 | 17.4 | 51t | 4 |
| Morris | 15 | 168 | 11.2 | 34 | 0 |
| Stowe | 13 | 276 | 21.2 | 49 | 2 |

| PASSING | ATT. | COMP. | YDS. | PCT. | TD | INT. | LG | SCK/LST | RATING |
|-----------------|------|-------|------|-------|----|------|-----|---------|--------|
| Morrall | 150 | 83 | 1360 | 55.3 | 11 | 7 | 49 | 14/114 | 91.0 |
| Griese | 97 | 53 | 638 | 54.6 | 4 | 4 | 39 | 7/45 | 71.6 |
| Del Gaizo | 9 | 5 | 165 | 55.6 | 2 | 1 | 51t | 0/0 | 100.5 |
| Briscoe | 3 | 3 | 72 | 100.0 | 0 | 0 | 26 | 0/0 | 118.8 |
| DOLPHINS | 259 | 144 | 2235 | 55.6 | 17 | 12 | 51t | 21/159 | 86.9 |
| OPPONENTS | 348 | 178 | 2029 | 51.1 | 10 | 26 | 82t | 34/280 | 47.5 |

| | | | | | |
|---------------|----|-----|------|----|---|
| Fleming | 13 | 156 | 12.0 | 31 | 1 |
| Mandich | 11 | 168 | 15.3 | 39 | 3 |
| Csonka | 5 | 48 | 9.6 | 14 | 0 |
| Ginn | 1 | 23 | 23.0 | 23 | 0 |

| | | | | | |
|-----------------|-----|------|------|-----|----|
| DOLPHINS | 144 | 2235 | 15.5 | 51t | 17 |
| OPPONENTS | 178 | 2029 | 11.4 | 82t | 10 |

| INTERCEPTIONS | NO. | YDS. | AVG. | LG | TD |
|------------------|-----|------|------|-----|----|
| Scott | 5 | 73 | 14.6 | 31 | 0 |
| Mumphord | 4 | 50 | 12.5 | 28t | 1 |
| Anderson | 3 | 34 | 11.3 | 22 | 0 |
| Foley | 3 | 25 | 8.3 | 15 | 0 |
| Johnson | 3 | 20 | 6.7 | 13 | 0 |
| Swift | 3 | 5 | 1.7 | 4 | 0 |
| Buoniconti | 2 | 17 | 8.5 | 10 | 0 |
| Babb | 1 | 24 | 24.0 | 24 | 0 |
| Den Herder | 1 | 24 | 24.0 | 24 | 0 |
| Kolen | 1 | 14 | 14.0 | 14 | 0 |

| | | | | | |
|-----------------|----|-----|------|----|---|
| DOLPHINS | 26 | 286 | 11.0 | 31 | 1 |
| OPPONENTS | 12 | 249 | 20.8 | 43 | 2 |

| PUNTING | NO. | YDS. | AVG. | LG | BK |
|-----------------|-----|------|------|----|----|
| Seiple | 36 | 1437 | 39.9 | 54 | 0 |
| Lothridge | 4 | 150 | 37.5 | 42 | 0 |
| Anderson | 4 | 147 | 36.8 | 45 | 0 |

| | | | | | |
|-----------------|----|------|------|----|---|
| DOLPHINS | 44 | 1734 | 39.4 | 54 | 0 |
| OPPONENTS | 63 | 2613 | 41.8 | 67 | 2 |

| PUNT RET. | NO. | YDS. | AVG. | LG | TD |
|----------------|-----|------|------|----|----|
| Leigh | 22 | 210 | 9.5 | 27 | 0 |
| Scott | 13 | 100 | 7.7 | 15 | 0 |
| Anderson | 5 | 19 | 3.8 | 17 | 0 |

| | | | | | |
|-----------------|----|-----|-----|----|---|
| DOLPHINS | 40 | 329 | 8.2 | 27 | 0 |
| OPPONENTS | 17 | 67 | 3.9 | 13 | 0 |

| KICKOFF RET. | NO. | YDS. | AVG. | LG | TD |
|----------------|-----|------|------|----|----|
| Morris | 14 | 334 | 23.9 | 33 | 0 |
| Leigh | 6 | 153 | 25.5 | 45 | 0 |
| Matheson | 2 | 34 | 17.0 | 17 | 0 |
| Ginn | 1 | 25 | 25.0 | 25 | 0 |
| Briscoe | 1 | 0 | 0.0 | 0 | 0 |

| | | | | | |
|-----------------|----|------|------|----|---|
| DOLPHINS | 24 | 546 | 22.8 | 45 | 0 |
| OPPONENTS | 56 | 1283 | 22.9 | 39 | 0 |

| SCORING | Ru | Pa | Rt | PAT | FG | S | TP |
|-----------------|----|----|----|-------|-------|---|-----|
| Yepremian | 0 | 0 | 0 | 43/45 | 24/37 | 0 | 115 |
| Morris | 12 | 0 | 0 | 0 | 0 | 0 | 72 |
| Csonka | 6 | 0 | 0 | 0 | 0 | 0 | 36 |
| Kick | 5 | 1 | 0 | 0 | 0 | 0 | 36 |
| Briscoe | 0 | 4 | 0 | 0 | 0 | 0 | 24 |
| Mandich | 0 | 3 | 0 | 0 | 0 | 0 | 18 |
| Twilley | 0 | 3 | 0 | 0 | 0 | 0 | 18 |
| Warfield | 0 | 3 | 0 | 0 | 0 | 0 | 18 |
| Stowe | 0 | 2 | 0 | 0 | 0 | 0 | 12 |
| Anderson | 0 | 0 | 1 | 0 | 0 | 0 | 6 |
| Fleming | 0 | 1 | 0 | 0 | 0 | 0 | 6 |
| Ginn | 1 | 0 | 0 | 0 | 0 | 0 | 6 |
| Griese | 1 | 0 | 0 | 0 | 0 | 0 | 6 |
| Morrall | 1 | 0 | 0 | 0 | 0 | 0 | 6 |
| Mumphord | 0 | 0 | 1 | 0 | 0 | 0 | 6 |

| | | | | | | | |
|-----------------|----|----|---|-------|-------|---|-----|
| DOLPHINS | 26 | 17 | 2 | 43/45 | 24/37 | 0 | 385 |
| OPPONENTS | 8 | 10 | 3 | 18/21 | 9/16 | 0 | 171 |

| FIELD GOALS | 1-19 | 20-29 | 30-39 | 40-49 | 50+ |
|-----------------|------|-------|-------|-------|-----|
| Yepremian | 7/7 | 3/3 | 7/8 | 4/11 | 3/8 |

| | | | | | |
|-----------------|-----|-----|-----|------|-----|
| DOLPHINS | 7/7 | 3/3 | 7/8 | 4/11 | 3/8 |
| OPPONENTS | 3/3 | 2/4 | 3/3 | 1/4 | 0/2 |

| SACKS |
|---|
| Den Herder 10.5, Stanfill 10.0, Fernandez 5.0, Matheson 2.5, Heinz 2.0, Buoniconti 1.0, Dunaway 1.0, M. Moore 1.0, Swift 1.0. |

| |
|-------------------------------|
| DOLPHINS 34.0, OPPONENTS 21.0 |
|-------------------------------|

| STARTERS |
|----------|
|----------|

| OFFENSE |
|--|
| WR - Paul Warfield (11), Otto Stowe (3) |
| LT - Doug Crusan (10), Wayne Moore (4) |
| LG - Bob Kuechenberg (14) |
| C - Jim Langer (14) |
| RG - Larry Little (14) |
| RT - Norm Evans (14) |
| TE - Marv Fleming (14) |
| WR - Howard Twilley (11), Marlon Briscoe (3) |
| QB - Earl Morrall (9), Bob Griese (5) |
| RB - Mercury Morris (11), Jim Kick (3) |
| FB - Larry Csonka (14) |

| DEFENSE |
|--|
| LDE - Vern Den Herder (14) |
| LDT - Manny Fernandez (14) |
| RDT - Bob Heinz (8), Jim Dunaway (6) |
| RDE - Bill Stanfill (14) |
| LLB - Doug Swift (14) |
| MLB - Nick Buoniconti (14) |
| RLB - Mike Kolen (13), Bob Matheson (1) |
| LCB - Tim Foley (13), Curtis Johnson (1) |
| RCB - Curtis Johnson (13), Tim Foley (1) |
| SS - Jake Scott (13), Dick Anderson (1) |
| FS - Dick Anderson (13), Jake Scott (1) |

1973 FINAL STATISTICS (12-2)

| DATE | OPPONENT | SCORE | W/L | ATT. |
|-------|----------------|-------|-----|--------|
| 9/16 | SAN FRANCISCO | 21-13 | W | 68,275 |
| 9/23 | at Oakland | 7-12 | L | 74,121 |
| 9/30 | NEW ENGLAND | 44-23 | W | 62,508 |
| 10/7 | N.Y. JETS | 31-3 | W | 63,850 |
| 10/15 | at Cleveland | 17-9 | W | 72,070 |
| 10/21 | BUFFALO | 27-6 | W | 65,241 |
| 10/28 | at New England | 30-14 | W | 57,617 |
| 11/4 | at N.Y. Jets | 24-14 | W | 57,591 |
| 11/11 | BALTIMORE | 44-0 | W | 60,332 |
| 11/18 | at Buffalo | 17-0 | W | 77,138 |
| 11/22 | at Dallas | 14-7 | W | 58,089 |
| 12/3 | PITTSBURGH | 30-26 | W | 68,901 |
| 12/9 | at Baltimore | 3-16 | L | 41,005 |
| 12/15 | DETROIT | 34-7 | W | 53,375 |

| TEAM STATISTICS | MIA. | OPP. |
|----------------------------|---------|---------|
| TOTAL FIRST DOWNS | 215 | 195 |
| By Rushing | 111 | 109 |
| By Passing | 91 | 78 |
| By Penalty | 13 | 8 |
| Third Down: Made/Att. | 67/175 | 86/231 |
| TOTAL NET YARDS | 4103 | 3281 |
| Average Per Game | 293.1 | 234.4 |
| Total Plays | 776 | 876 |
| Average Per Play | 5.3 | 3.7 |
| NET YARDS RUSHING | 2521 | 1991 |
| Average Per Game | 180.1 | 142.2 |
| Total Rushes | 507 | 511 |
| NET YARDS PASSING | 1582 | 1290 |
| Average Per Game | 113.0 | 92.1 |
| Tackled/Yards Lost. | 13/93 | 45/314 |
| Gross Yards | 1675 | 1604 |
| Attempts/Completions | 256/133 | 320/151 |
| Completion Percentage .. | 52.0 | 47.2 |
| Had Intercepted | 12 | 21 |
| PUNTS/AVERAGE | 48/42.3 | 76/38.4 |
| PENALTIES/YARDS | 52/416 | 61/616 |
| FUMBLES/BALL LOST | 22/16 | 29/8 |
| TOUCHDOWNS | 38 | 15 |
| By Rushing | 16 | 10 |
| By Passing | 17 | 5 |
| By Returns | 5 | 0 |

| Score By Quarters | 1 | 2 | 3 | 4 | OT | Total |
|-------------------|-----|-----|----|----|----|-------|
| DOLPHINS | 106 | 117 | 53 | 67 | 0 | 343 |
| OPPONENTS | 19 | 50 | 35 | 46 | 0 | 150 |

| RUSHING | NO. | YDS. | AVG. | LG | TD |
|-----------------|-----|------|------|----|----|
| Csonka | 219 | 1003 | 4.6 | 25 | 5 |
| Morris | 149 | 954 | 6.4 | 70 | 10 |
| Kick | 76 | 257 | 3.4 | 32 | 0 |
| Leigh | 22 | 134 | 6.1 | 34 | 1 |
| Nottingham | 24 | 134 | 5.6 | 30 | 0 |
| Griese | 13 | 20 | 1.5 | 21 | 0 |
| Warfield | 1 | 15 | 15.0 | 15 | 0 |
| Morrall | 1 | 9 | 9.0 | 9 | 0 |
| Briscoe | 2 | -5 | -2.5 | 2 | 0 |
| DOLPHINS | 507 | 2521 | 5.0 | 70 | 16 |
| OPPONENTS | 511 | 1991 | 3.9 | 36 | 10 |

| RECEIVING | NO. | YDS. | AVG. | LG | TD |
|----------------|-----|------|------|----|----|
| Briscoe | 30 | 447 | 14.9 | 53 | 2 |
| Warfield | 29 | 514 | 17.7 | 45 | 11 |
| Kick | 27 | 208 | 7.7 | 22 | 0 |
| Mandich | 24 | 302 | 12.6 | 28 | 4 |
| Csonka | 7 | 22 | 3.1 | 9 | 0 |
| Morris | 4 | 51 | 12.8 | 36 | 0 |
| Leigh | 4 | 9 | 2.3 | 7 | 0 |

| PASSING | ATT. | COMP. | YDS. | PCT. | TD | INT. | LG | SCK/LST | RATING |
|-----------------|------|-------|------|------|----|------|----|---------|--------|
| Griese | 218 | 116 | 1422 | 53.2 | 17 | 8 | 46 | 11/75 | 84.3 |
| Morrall | 38 | 17 | 253 | 44.7 | 0 | 4 | 53 | 2/18 | 27.5 |
| DOLPHINS | 256 | 133 | 1675 | 52.0 | 17 | 12 | 53 | 13/93 | 72.3 |
| OPPONENTS | 320 | 151 | 1604 | 47.2 | 5 | 21 | 42 | 45/314 | 40.2 |

| | | | | | |
|-----------------|-----|------|------|----|----|
| Fleming | 3 | 22 | 7.3 | 15 | 0 |
| Sellers | 2 | 54 | 27.0 | 42 | 0 |
| Twilley | 2 | 30 | 15.0 | 19 | 0 |
| Nottingham | 1 | 16 | 16.0 | 16 | 0 |
| DOLPHINS | 133 | 1675 | 12.6 | 53 | 17 |
| OPPONENTS | 151 | 1604 | 10.6 | 42 | 5 |

| INTERCEPTIONS | NO. | YDS. | AVG. | LG | TD |
|----------------|-----|------|------|----|----|
| Anderson | 8 | 163 | 20.4 | 38 | 2 |
| Scott | 4 | 71 | 17.8 | 29 | 0 |
| Kolen | 2 | 54 | 27.0 | 29 | 0 |
| Foley | 2 | 22 | 11.0 | 15 | 0 |
| Johnson | 2 | 19 | 9.5 | 17 | 0 |
| Stuckey | 1 | 4 | 4.0 | 4 | 0 |
| Ball | 1 | 2 | 2.0 | 2 | 0 |
| Swift | 1 | 0 | 0.0 | 0 | 0 |
| DOLPHINS | 21 | 335 | 16.0 | 38 | 2 |
| OPPONENTS | 12 | 190 | 15.8 | 48 | 0 |

| PUNTING | NO. | YDS. | AVG. | LG | BK |
|----------------|-----|------|------|----|----|
| Seiple | 48 | 2031 | 42.3 | 57 | 0 |
| DOLPHINS | 48 | 2031 | 42.3 | 57 | 0 |
| OPPONENTS | 76 | 2918 | 38.4 | 60 | 2 |

| PUNT RET. | NO. | YDS. | AVG. | LG | TD |
|----------------|-----|------|------|----|----|
| Scott | 22 | 266 | 12.1 | 33 | 0 |
| Leigh | 9 | 64 | 7.1 | 26 | 0 |
| Anderson | 6 | 52 | 8.7 | 27 | 0 |
| DOLPHINS | 37 | 382 | 10.3 | 33 | 0 |
| OPPONENTS | 28 | 182 | 6.5 | 27 | 0 |

| KICKOFF RET. | NO. | YDS. | AVG. | LG | TD |
|----------------|-----|------|------|----|----|
| Morris | 11 | 242 | 22.0 | 29 | 0 |
| Leigh | 9 | 251 | 27.9 | 51 | 0 |
| Scott | 2 | 20 | 10.0 | 20 | 0 |
| Bannon | 1 | 10 | 10.0 | 10 | 0 |
| Seiple | 1 | 0 | 0.0 | 0 | 0 |
| DOLPHINS | 24 | 523 | 21.8 | 51 | 0 |
| OPPONENTS | 56 | 1116 | 19.9 | 42 | 0 |

| SCORING | Ru | Pa | Rt | PAT | FG | S | TP |
|------------------|----|----|----|-------|-------|---|-----|
| Yepremian | 0 | 0 | 0 | 38/38 | 25/37 | 0 | 113 |
| Warfield | 0 | 11 | 0 | 0 | 0 | 0 | 66 |
| Morris | 10 | 0 | 0 | 0 | 0 | 0 | 60 |
| Csonka | 5 | 0 | 0 | 0 | 0 | 0 | 30 |
| Mandich | 0 | 4 | 0 | 0 | 0 | 0 | 24 |
| Anderson | 0 | 0 | 2 | 0 | 0 | 0 | 12 |
| Briscoe | 0 | 2 | 0 | 0 | 0 | 0 | 12 |
| Foley | 0 | 0 | 2 | 0 | 0 | 0 | 12 |
| Buoniconti | 0 | 0 | 1 | 0 | 0 | 0 | 6 |
| Leigh | 1 | 0 | 0 | 0 | 0 | 0 | 6 |
| Johnson | 0 | 0 | 0 | 0 | 0 | 1 | 2 |
| DOLPHINS | 16 | 17 | 5 | 38/38 | 25/37 | 1 | 343 |
| OPPONENTS | 10 | 5 | 0 | 13/15 | 15/27 | 0 | 150 |

| FIELD GOALS | 1-19 | 20-29 | 30-39 | 40-49 | 50+ |
|-----------------|------|-------|-------|-------|-----|
| Yepremian | 5/5 | 8/10 | 6/9 | 5/9 | 1/4 |
| DOLPHINS | 5/5 | 8/10 | 6/9 | 5/9 | 1/4 |
| OPPONENTS .. | 5/5 | 0/2 | 6/8 | 3/8 | 1/4 |

| SACKS | |
|--|--|
| Stanfill 18.5, Den Herder 10.0, Fernandez 6.5, Matheson 3.0, Heinz 2.5, Ball 2.0, Buoniconti 1.0, M. Moore 1.0, Swift 0.5. | |
| DOLPHINS 45.0, OPPONENTS 13.0 | |

| STARTERS |
|--|
| OFFENSE |
| WR - Paul Warfield (14) |
| LT - Wayne Moore (12), Doug Crusan (2) |
| LG - Bob Kuechenberg (13), Irv Goode (1) |
| C - Jim Langer (14) |
| RG - Larry Little (13), *Ed Newman (1) |
| RT - Norm Evans (14) |
| TE - Marv Fleming (11), Jim Mandich (3) |
| WR - Marlin Briscoe (14) |
| QB - Bob Griese (13), Earl Morrall (1) |
| RB - Mercury Morris (10), Jim Kick (4) |
| FB - Larry Csonka (14) |
| DEFENSE |
| LDE - Vern Den Herder (14) |
| LDT - Manny Fernandez (13), Maully Moore (1) |
| RDT - Bob Heinz (13), Larry Woods (1) |
| RDE - Bill Stanfill (13), Bob Heinz (1) |
| LLB - Doug Swift (14) |
| MLB - Nick Buoniconti (13), Bob Matheson (1) |
| RLB - Mike Kolen (13), Bob Matheson (1) |
| LCB - Tim Foley (10), Lloyd Mumphord (3), Curtis Johnson (1) |
| RCB - Curtis Johnson (13), Dick Anderson (1) |
| SS - Jake Scott (13), Dick Anderson (1) |
| FS - Dick Anderson (12), Tim Foley (1), Jake Scott (1) |

* Indicates Rookie

1974 FINAL STATISTICS (11-3)

| DATE | OPPONENT | SCORE | W/L | ATT. |
|-------|----------------|-------|-----|--------|
| 9/15 | at New England | 24-34 | L | 54,913 |
| 9/22 | at Buffalo | 24-16 | W | 78,990 |
| 9/29 | at San Diego | 28-21 | W | 44,706 |
| 10/7 | N.Y. JETS | 21-17 | W | 61,527 |
| 10/13 | at Washington | 17-20 | L | 54,395 |
| 10/20 | KANSAS CITY | 9-3 | W | 67,779 |
| 10/27 | BALTIMORE | 17-7 | W | 65,868 |
| 11/3 | ATLANTA | 42-7 | W | 64,399 |
| 11/10 | at New Orleans | 21-0 | W | 73,458 |
| 11/17 | BUFFALO | 35-28 | W | 69,313 |
| 11/24 | at N.Y. Jets | 14-17 | L | 57,162 |
| 12/2 | CINCINNATI | 24-3 | W | 71,962 |
| 12/8 | at Baltimore | 17-16 | W | 34,420 |
| 12/15 | NEW ENGLAND | 34-27 | W | 56,920 |

| TEAM STATISTICS | MIA. | OPP. |
|----------------------------|---------|---------|
| TOTAL FIRST DOWNS | 272 | 208 |
| By Rushing | 134 | 83 |
| By Passing | 118 | 117 |
| By Penalty | 20 | 8 |
| Third Down: Made/Att. | 97/195 | 73/188 |
| TOTAL NET YARDS | 4275 | 3806 |
| Average Per Game | 305.4 | 271.9 |
| Total Plays | 884 | 807 |
| Average Per Play | 4.8 | 4.7 |
| NET YARDS RUSHING | 2191 | 1624 |
| Average Per Game | 156.5 | 116.0 |
| Total Rushes | 570 | 404 |
| NET YARDS PASSING | 2084 | 2182 |
| Average Per Game | 148.9 | 155.9 |
| Tackled/Yards Lost. | 31/229 | 31/270 |
| Gross Yards | 2313 | 2452 |
| Attempts/Completions | 283/171 | 372/200 |
| Completion Percentage .. | 60.4 | 53.8 |
| Had Intercepted | 18 | 16 |
| PUNTS/AVERAGE | 65/38.6 | 70/39.2 |
| PENALTIES/YARDS | 69/556 | 67/525 |
| FUMBLES/BALL LOST | 25/13 | 33/17 |
| TOUCHDOWNS | 43 | 25 |
| By Rushing | 25 | 7 |
| By Passing | 18 | 14 |
| By Returns | 0 | 4 |

| Score By Quarters | 1 | 2 | 3 | 4 | OT | Total |
|-------------------|----|----|----|-----|----|-------|
| DOLPHINS | 42 | 98 | 76 | 111 | 0 | 327 |
| OPPONENTS | 31 | 50 | 57 | 78 | 0 | 216 |

| RUSHING | NO. | YDS. | AVG. | LG | TD |
|-----------------|-----|------|------|-----|----|
| Csonka | 197 | 749 | 3.8 | 24 | 9 |
| Malone | 117 | 479 | 4.1 | 23t | 3 |
| Kick | 86 | 274 | 3.2 | 15 | 1 |
| Nottingham | 66 | 273 | 4.1 | 24 | 8 |
| Morris | 56 | 214 | 3.8 | 17t | 1 |
| Ginn | 26 | 99 | 3.8 | 41t | 2 |
| Griese | 16 | 66 | 4.1 | 22 | 1 |
| Briscoe | 1 | 17 | 17.0 | 17 | 0 |
| N. Moore | 3 | 16 | 5.3 | 15 | 0 |
| Morrall | 1 | 11 | 11.0 | 11 | 0 |
| Strock | 1 | -7 | -7.0 | -7 | 0 |
| DOLPHINS | 570 | 2191 | 3.8 | 41t | 25 |
| OPPONENTS | 404 | 1624 | 4.0 | 56t | 7 |

| RECEIVING | NO. | YDS. | AVG. | LG | TD |
|----------------|-----|------|------|----|----|
| N. Moore | 37 | 605 | 16.4 | 48 | 2 |
| Mandich | 33 | 374 | 11.3 | 44 | 6 |

| | | | | | |
|-----------------|----|-----|------|-----|---|
| Warfield | 27 | 536 | 19.9 | 54 | 2 |
| Twilley | 24 | 256 | 11.0 | 21 | 2 |
| Kick | 18 | 155 | 8.6 | 19 | 1 |
| Briscoe | 11 | 132 | 12.0 | 20 | 1 |
| Csonka | 7 | 35 | 5.0 | 11 | 0 |
| Baker | 4 | 121 | 30.0 | 46t | 2 |
| Nottingham | 3 | 40 | 13.3 | 20 | 0 |
| Morris | 2 | 27 | 14.0 | 23 | 1 |
| Malone | 2 | 26 | 13.0 | 13 | 0 |
| Ginn | 2 | 3 | 1.5 | 3 | 0 |
| Fleming | 1 | 3 | 3.0 | 3t | 1 |

| | | | | | |
|----------------|-----|------|------|-----|----|
| DOLPHINS | 171 | 2313 | 13.5 | 54 | 18 |
| OPPONENTS | 200 | 2452 | 12.6 | 89t | 14 |

| INTERCEPTIONS | NO. | YDS. | AVG. | LG | TD |
|------------------|-----|------|------|----|----|
| Scott | 8 | 75 | 9.4 | 30 | 0 |
| Buoniconti | 2 | 29 | 14.5 | 16 | 0 |
| Foley | 2 | -2 | -1.0 | 0 | 0 |
| Stuckey | 1 | 21 | 21.0 | 21 | 0 |
| Matheson | 1 | 10 | 10.0 | 10 | 0 |
| Kolen | 1 | 3 | 3.0 | 3 | 0 |
| Anderson | 1 | 3 | 3.0 | 3 | 0 |
| DOLPHINS | 16 | 139 | 8.7 | 30 | 0 |
| OPPONENTS | 18 | 320 | 17.8 | 40 | 1 |

| PUNTING | NO. | YDS. | AVG. | LG | BK |
|----------------|-----|------|------|----|----|
| Seiple | 65 | 2511 | 38.6 | 60 | 0 |
| DOLPHINS | 65 | 2511 | 38.6 | 60 | 0 |
| OPPONENTS | 70 | 2743 | 39.2 | 63 | 2 |

| PUNT RET. | NO. | YDS. | AVG. | LG | TD |
|----------------|-----|------|------|----|----|
| Scott | 31 | 346 | 11.2 | 30 | 0 |
| N. Moore | 9 | 136 | 15.1 | 42 | 0 |
| Anderson | 3 | 9 | 3.0 | 6 | 0 |
| Babb | 2 | 29 | 14.5 | 20 | 0 |
| Stuckey | 1 | 0 | 0.0 | 0 | 0 |
| DOLPHINS | 46 | 520 | 11.3 | 42 | 0 |
| OPPONENTS | 42 | 265 | 6.3 | 23 | 0 |

| KICKOFF RET. | NO. | YDS. | AVG. | LG | TD |
|----------------|-----|------|------|----|----|
| N. Moore | 22 | 587 | 26.7 | 40 | 0 |
| Ginn | 12 | 235 | 19.6 | 30 | 0 |
| Malone | 6 | 159 | 26.5 | 73 | 0 |
| Matheson | 5 | 65 | 13.0 | 25 | 0 |
| Leigh | 2 | 50 | 25.0 | 26 | 0 |
| Baker | 1 | 22 | 22.0 | 22 | 0 |
| Babb | 1 | 0 | 0.0 | 0 | 0 |
| DOLPHINS | 49 | 1118 | 22.8 | 73 | 0 |
| OPPONENTS | 64 | 1222 | 19.1 | 57 | 0 |

| SCORING | Ru | Pa | Rt | PAT | FG | S | TP |
|-----------------|----|----|----|-------|------|---|----|
| Yepremian | 0 | 0 | 0 | 43/43 | 8/15 | 0 | 67 |
| Csonka | 9 | 0 | 0 | 0 | 0 | 0 | 54 |
| Nottingham | 8 | 0 | 0 | 0 | 0 | 0 | 48 |
| Mandich | 0 | 6 | 0 | 0 | 0 | 0 | 36 |
| Malone | 3 | 0 | 0 | 0 | 0 | 0 | 18 |
| Morris | 1 | 1 | 0 | 0 | 0 | 0 | 12 |
| Warfield | 0 | 2 | 0 | 0 | 0 | 0 | 12 |
| Ginn | 2 | 0 | 0 | 0 | 0 | 0 | 12 |
| N. Moore | 0 | 2 | 0 | 0 | 0 | 0 | 12 |
| Kick | 1 | 1 | 0 | 0 | 0 | 0 | 12 |
| Twilley | 0 | 2 | 0 | 0 | 0 | 0 | 12 |
| Baker | 0 | 2 | 0 | 0 | 0 | 0 | 12 |
| Fleming | 0 | 1 | 0 | 0 | 0 | 0 | 6 |
| Griese | 1 | 0 | 0 | 0 | 0 | 0 | 6 |

| | | | | | | | |
|---------------|---|---|---|---|---|---|---|
| Briscoe | 0 | 1 | 0 | 0 | 0 | 0 | 6 |
| Foley | 0 | 0 | 0 | 0 | 0 | 1 | 2 |

| | | | | | | | |
|----------------|----|----|---|-------|-------|---|------|
| DOLPHINS | 25 | 18 | 0 | 43/43 | 8/15 | 1 | 1327 |
| OPPONENTS | 7 | 14 | 4 | 24/24 | 14/21 | 0 | 216 |

| FIELD GOALS | 1-19 | 20-29 | 30-39 | 40-49 | 50+ |
|-----------------|------|-------|-------|-------|-----|
| Yepremian | 0/1 | 4/5 | 3/4 | 1/3 | 0/2 |
| DOLPHINS | 0/1 | 4/5 | 3/4 | 1/3 | 0/2 |
| OPPONENTS | 0/0 | 7/9 | 2/5 | 5/6 | 0/1 |

| SACKS |
|--|
| Stanfill 10.0, Den Herder 7.0, Fernandez 3.0, Ball 3.0, Crowder 3.0, Matheson 3.0, Kolen 1.0, Reese 1.0. |

| |
|-------------------------------|
| DOLPHINS 31.0, OPPONENTS 31.0 |
|-------------------------------|

| STARTERS |
|---|
| OFFENSE |
| WR - Paul Warfield (9), Howard Twilley (5) |
| LT - Bob Kuechenberg (4), Tom Funchess (3), Wayne Moore (3), Tom Wickert (3), Doug Crusan (1) |
| LG - Bob Kuechenberg (10), Ed Newman (4) |
| C - Jim Langer (14) |
| RG - Larry Little (14) |
| RT - Norm Evans (14) |
| TE - Jim Mandich (10), Marv Fleming (4) |
| WR - *Nat Moore (6), Marlin Briscoe (4), Howard Twilley (4) |
| QB - Bob Griese (13), Earl Morrall (1) |
| RB - Jim Kick (7), *Benny Malone (3), Mercury Morris (3) |
| FB - Larry Csonka (11), Don Nottingham (2), Jim Kick (1) |
| 3rd WR - *Nat Moore (1) |

| DEFENSE |
|---|
| LDE - Vern Den Herder (14) |
| LDT - Manny Fernandez (12), Mautly Moore (2) |
| RDT - Bob Heinz (13), Bill Stanfill (1) |
| RDE - Bill Stanfill (13), Doug Swift (7) |
| LLB - Bob Matheson (7), Doug Swift (7) |
| MLB - Nick Buoniconti (13), Mike Kolen (1) |
| RLB - Mike Kolen (13), Bob Matheson (1) |
| LCB - Tim Foley (10), Lloyd Mumphord (3), Henry Stuckey (1) |
| RCB - Curtis Johnson (12), Tim Foley (1), Henry Stuckey (1) |
| SS - Dick Anderson (14) |
| FS - Jake Scott (14) |

* Indicates Rookie

| PASSING | ATT. | COMP. | YDS. | PCT. | TD | INT. | LG | SCK/LST | RATING |
|-----------------|------|-------|------|-------|----|------|-----|---------|--------|
| Griese | 253 | 152 | 1968 | 60.1 | 16 | 15 | 54 | 27/202 | 80.9 |
| Morrall | 27 | 17 | 301 | 63.0 | 2 | 3 | 46 | 3/16 | 86.1 |
| N. Moore | 1 | 1 | 31 | 100.0 | 0 | 0 | 31 | 0/0 | 118.8 |
| Kick | 1 | 1 | 13 | 100.0 | 0 | 0 | 13 | 0/0 | 118.8 |
| Briscoe | 1 | 0 | 0 | 0.0 | 0 | 0 | 0 | 1/11 | 39.6 |
| DOLPHINS | 283 | 171 | 2313 | 60.4 | 18 | 18 | 54 | 31/229 | 74.8 |
| OPPONENTS | 372 | 200 | 2452 | 53.8 | 14 | 16 | 89t | 31/270 | 69.0 |

1975 FINAL STATISTICS (10-4)

| DATE | OPPONENT | SCORE | W/L | ATT. |
|-------|----------------|----------|-----|--------|
| 9/22 | OAKLAND | 21-31 | L | 78,744 |
| 9/28 | at New England | 22-14 | W | 60,602 |
| 10/5 | at Green Bay | 31-7 | W | 55,270 |
| 10/12 | PHILADELPHIA | 24-16 | W | 60,127 |
| 10/19 | at N.Y. Jets | 43-0 | W | 47,191 |
| 10/26 | at Buffalo | 35-30 | W | 79,080 |
| 11/2 | at Chicago | 46-13 | W | 51,298 |
| 11/9 | N.Y. JETS | 27-7 | W | 72,896 |
| 11/16 | at Houston | 19-20 | L | 48,892 |
| 11/23 | BALTIMORE | 17-33 | L | 61,986 |
| 12/1 | NEW ENGLAND | 20-7 | W | 61,963 |
| 12/7 | BUFFALO | 31-21 | W | 74,573 |
| 12/14 | at Baltimore | 7-10(OT) | L | 59,398 |
| 12/20 | DENVER | 14-13 | W | 43,064 |

| TEAM STATISTICS | MIA. | OPP. |
|----------------------------|---------|---------|
| TOTAL FIRST DOWNS | 266 | 224 |
| By Rushing | 136 | 92 |
| By Passing | 108 | 113 |
| By Penalty | 22 | 19 |
| TOTAL NET YARDS | 4509 | 3789 |
| Average Per Game | 322.1 | 270.6 |
| Total Plays | 896 | 858 |
| Average Per Play | 5.0 | 4.4 |
| NET YARDS RUSHING | 2500 | 1768 |
| Average Per Game | 178.6 | 126.3 |
| Total Rushes | 594 | 443 |
| NET YARDS PASSING | 2009 | 2021 |
| Average Per Game | 143.5 | 144.4 |
| Tackled/Yards Lost | 23/187 | 40/314 |
| Gross Yards | 2196 | 2335 |
| Attempts/Completions | 279/170 | 375/200 |
| Completion Percentage .. | 60.9 | 53.3 |
| Had Intercepted | 17 | 21 |
| PUNTS/AVERAGE | 65/38.6 | 72/40.0 |
| PENALTIES/YARDS | 74/575 | 82/716 |
| FUMBLES/BALL LOST | 20/9 | 23/9 |
| TOUCHDOWNS | 46 | 27 |
| By Rushing | 26 | 14 |
| By Passing | 19 | 9 |
| By Returns | 1 | 4 |

| Score By Quarters | 1 | 2 | 3 | 4 | OT | Total |
|-------------------|----|-----|----|----|----|-------|
| DOLPHINS | 44 | 116 | 99 | 98 | 0 | 357 |
| OPPONENTS | 48 | 53 | 45 | 73 | 3 | 222 |

| RUSHING | NO. | YDS. | AVG. | LG | TD |
|------------------|-----|------|------|----|----|
| Morris | 219 | 875 | 4.0 | 49 | 4 |
| Nottingham | 168 | 718 | 4.3 | 56 | 12 |
| Bulaich | 78 | 309 | 4.0 | 30 | 5 |
| Malone | 65 | 220 | 3.4 | 20 | 3 |
| Solomon | 4 | 87 | 21.8 | 35 | 0 |
| Ginn | 21 | 78 | 3.7 | 14 | 0 |
| N. Moore | 8 | 69 | 8.6 | 36 | 0 |
| Griese | 17 | 59 | 3.5 | 17 | 1 |
| Strock | 6 | 38 | 6.3 | 18 | 1 |
| Morrall | 4 | 33 | 8.3 | 16 | 0 |
| Winfrey | 3 | 10 | 3.3 | 5 | 0 |
| Seiple | 1 | 4 | 4.0 | 4 | 0 |
| DOLPHINS | 594 | 2500 | 4.2 | 56 | 26 |
| OPPONENTS | 443 | 1768 | 4.0 | 39 | 15 |

| RECEIVING | NO. | YDS. | AVG. | LG | TD |
|----------------|-----|------|------|-----|----|
| N. Moore | 40 | 705 | 17.6 | 79t | 4 |
| Bulaich | 32 | 276 | 8.6 | 59t | 5 |
| Twilley | 24 | 366 | 15.3 | 32 | 4 |
| Solomon | 22 | 339 | 15.4 | 58t | 2 |

| | | | | | |
|------------------|-----|------|------|-----|----|
| Mandich | 21 | 217 | 10.3 | 32t | 4 |
| Seiple | 10 | 84 | 8.4 | 15 | 0 |
| Nottingham | 9 | 66 | 7.3 | 18 | 0 |
| Tillman | 5 | 60 | 12.0 | 16 | 0 |
| Ginn | 3 | 21 | 7.0 | 8 | 0 |
| Malone | 2 | 47 | 23.5 | 43 | 0 |
| Morris | 2 | 15 | 7.5 | 10 | 0 |
| DOLPHINS | 170 | 2196 | 12.9 | 79t | 19 |
| OPPONENTS | 200 | 2335 | 11.7 | 62t | 9 |

| INTERCEPTIONS | NO. | YDS. | AVG. | LG | TD |
|-----------------|-----|------|------|----|----|
| Scott | 6 | 60 | 10.0 | 38 | 0 |
| Johnson | 4 | 41 | 10.3 | 17 | 0 |
| Babb | 4 | 18 | 4.5 | 18 | 0 |
| Matheson | 3 | 32 | 10.7 | 22 | 0 |
| Rhone | 2 | 2 | 1.0 | 2 | 0 |
| Towle | 1 | 16 | 16.0 | 16 | 0 |
| Kolen | 1 | 14 | 14.0 | 14 | 0 |
| DOLPHINS | 21 | 183 | 8.7 | 38 | 0 |
| OPPONENTS | 17 | 214 | 12.6 | 50 | 1 |

| PUNTING | NO. | YDS. | AVG. | LG | BK |
|-----------------|-----|------|------|----|----|
| Seiple | 65 | 2506 | 38.6 | 61 | 0 |
| DOLPHINS | 65 | 2506 | 38.6 | 61 | 0 |
| OPPONENTS | 72 | 2880 | 40.0 | 57 | 1 |

| PUNT RET. | NO. | YDS. | AVG. | LG | TD |
|-----------------|-----|------|------|-----|----|
| Solomon | 26 | 320 | 12.3 | 50t | 1 |
| N. Moore | 8 | 80 | 10.0 | 29 | 0 |
| Babb | 7 | 95 | 13.6 | 46 | 0 |
| Scott | 1 | 10 | 10.0 | 10 | 0 |
| Ginn | 1 | 4 | 4.0 | 4 | 0 |
| DOLPHINS | 43 | 509 | 11.8 | 50t | 1 |
| OPPONENTS | 34 | 373 | 11.0 | 83t | 1 |

| KICKOFF RET. | NO. | YDS. | AVG. | LG | TD |
|------------------|-----|------|------|------|----|
| Solomon | 17 | 348 | 20.5 | 31 | 0 |
| N. Moore | 9 | 243 | 27.0 | 42 | 0 |
| Ginn | 9 | 235 | 26.1 | 39 | 0 |
| Nottingham | 3 | 80 | 26.7 | 27 | 0 |
| Winfrey | 1 | 25 | 25.0 | 25 | 0 |
| Malone | 1 | 18 | 18.0 | 18 | 0 |
| DOLPHINS | 40 | 949 | 23.7 | 42 | 0 |
| OPPONENTS | 65 | 1549 | 23.8 | 102t | 1 |

| SCORING | Ru | Pa | Rt | PAT | FG | S | TP |
|------------------|----|----|----|-------|-------|---|-----|
| Yepremian | 0 | 0 | 0 | 40/46 | 13/16 | 0 | 79 |
| Nottingham | 12 | 0 | 0 | 0 | 0 | 0 | 72 |
| Bulaich | 5 | 5 | 0 | 0 | 0 | 0 | 60 |
| Mandich | 0 | 4 | 0 | 0 | 0 | 0 | 24 |
| N. Moore | 0 | 4 | 0 | 0 | 0 | 0 | 24 |
| Morris | 4 | 0 | 0 | 0 | 0 | 0 | 24 |
| Twilley | 0 | 4 | 0 | 0 | 0 | 0 | 24 |
| Malone | 3 | 0 | 0 | 0 | 0 | 0 | 18 |
| Solomon | 0 | 2 | 1 | 0 | 0 | 0 | 18 |
| Griese | 1 | 0 | 0 | 0 | 0 | 0 | 6 |
| Strock | 1 | 0 | 0 | 0 | 0 | 0 | 6 |
| Reese | 0 | 0 | 0 | 0 | 0 | 1 | 2 |
| DOLPHINS | 26 | 19 | 1 | 40/46 | 13/16 | 1 | 357 |
| OPPONENTS | 15 | 9 | 3 | 25/27 | 11/21 | 1 | 222 |

| FIELD GOALS | 1-19 | 20-29 | 30-39 | 40-49 | 50+ |
|-----------------|------|-------|-------|-------|-----|
| Yepremian | 1/1 | 5/5 | 6/7 | 1/2 | 0/1 |
| DOLPHINS | 1/1 | 5/5 | 6/7 | 1/2 | 0/1 |
| OPPONENTS .. | 0/0 | 3/5 | 4/6 | 4/4 | 0/0 |

| SACKS |
|---|
| Den Herder 11.0, Crowder 7.5, Reese 7.5, Stanfill 6.5, Matheson 2.0, Andrews 1.5, Johnson 1.0, Kolen 1.0, Rhone 1.0, Swift 1.0. |
| DOLPHINS 40.0, OPPONENTS 23.0 |

| STARTERS |
|--|
| OFFENSE |
| WR - Nat Moore (14) |
| LT - Wayne Moore (14) |
| LG - Bob Kuechenberg (14) |
| C - Jim Langer (14) |
| RG - Larry Little (14) |
| RT - Norm Evans (13), *Darryl Carlton (1) |
| TE - Andre Tillman (8), Jim Mandich (6) |
| WR - Howard Twilley (8), *Freddie Solomon (5), Jim McFarland (1) |
| QB - Bob Griese (10), Don Strock (3), Earl Morrall (1) |
| RB - Mercury Morris (14) |
| FB - Don Nottingham (13), Norm Bulaich (1) |

| DEFENSE |
|---|
| LDE - Vern Den Herder (14) |
| LDT - Randy Crowder (11), Manny Fernandez (3) |
| RDT - Don Reese (11), Manny Fernandez (1) |
| RDE - Bill Stanfill (8), *Steve Towle (4), John Andrews (2) |
| LLB - Doug Swift (13), *Steve Towle (1) |
| MLB - Mike Kolen (9), *Steve Towle (4), *Earnie Rhone (1) |
| RLB - Bob Matheson (13), *Earnie Rhone (1) |
| LCB - Tim Foley (9), Jeris White (5) |
| RCB - Curtis Johnson (14) |
| FS - Jake Scott (14) |
| SS - Charlie Babb (14) |
| 4th LB - *Earnie Rhone (2) |

* Indicates Rookie

| PASSING | ATT. | COMP. | YDS. | PCT. | TD | INT. | LG | SCK/LST | RATING |
|-----------------|------|-------|------|------|----|------|-----|---------|--------|
| Griese | 191 | 118 | 1693 | 61.8 | 14 | 13 | 79t | 16/131 | 86.6 |
| Strock | 45 | 26 | 230 | 57.8 | 2 | 2 | 25 | 3/29 | 67.9 |
| Morrall | 43 | 26 | 273 | 60.5 | 3 | 2 | 31 | 4/27 | 82.7 |
| DOLPHINS | 279 | 170 | 2196 | 60.9 | 19 | 17 | 79t | 23/187 | 82.9 |
| OPPONENTS | 375 | 200 | 2335 | 53.3 | 9 | 21 | 62t | 40/314 | 57.1 |

1976 FINAL STATISTICS (6-8)

| DATE | OPPONENT | SCORE | W/L | ATT. |
|-------|----------------|-----------|-----|--------|
| 9/13 | at Buffalo | 30-21 | W | 77,683 |
| 9/19 | at New England | 14-30 | L | 46,053 |
| 9/26 | N.Y. JETS | 16-0 | W | 49,754 |
| 10/3 | LOS ANGELES | 28-31 | L | 60,753 |
| 10/10 | at Baltimore | 14-28 | L | 58,832 |
| 10/17 | KANSAS CITY | 17-20(OT) | L | 43,325 |
| 10/24 | at Tampa Bay | 23-20 | W | 59,155 |
| 10/31 | NEW ENGLAND | 10-3 | W | 52,863 |
| 11/7 | at N.Y. Jets | 27-7 | W | 53,344 |
| 11/14 | at Pittsburgh | 3-14 | L | 48,945 |
| 11/22 | BALTIMORE | 16-17 | L | 62,104 |
| 11/28 | at Cleveland | 13-17 | L | 74,715 |
| 12/5 | BUFFALO | 45-27 | W | 43,475 |
| 12/11 | MINNESOTA | 7-29 | L | 46,543 |

| TEAM STATISTICS | MIA. | OPP. |
|-----------------------------|---------|---------|
| TOTAL FIRST DOWNS | 267 | 268 |
| By Rushing | 122 | 125 |
| By Passing | 125 | 131 |
| By Penalty | 20 | 12 |
| TOTAL NET YARDS | 4386 | 5081 |
| Average Per Game | 313.3 | 362.9 |
| Total Plays | 874 | 892 |
| Average Per Play | 5.0 | 5.7 |
| NET YARDS RUSHING | 2118 | 2411 |
| Average Per Game | 151.3 | 172.2 |
| Total Rushes | 491 | 525 |
| NET YARDS PASSING | 2268 | 2670 |
| Average Per Game | 162.0 | 190.7 |
| Tackled/Yards Lost | 37/336 | 20/193 |
| Gross Yards | 2604 | 2863 |
| Attempts/Completions | 346/193 | 347/195 |
| Completion Percentage | 55.8 | 56.2 |
| Had Intercepted | 15 | 11 |
| PUNTS/AVERAGE | 62/38.2 | 63/41.1 |
| PENALTIES/YARDS | 70/582 | 94/716 |
| FUMBLES/BALL LOST | 14/8 | 31/18 |
| TOUCHDOWNS | 31 | 34 |
| By Rushing | 15 | 14 |
| By Passing | 15 | 20 |
| By Returns | 1 | 0 |

| Score By Quarters | 1 | 2 | 3 | 4 | OT | Total |
|-------------------|---|---|---|---|----|-------|
|-------------------|---|---|---|---|----|-------|

| | | | | | | |
|----------------|----|----|----|----|---|-----|
| DOLPHINS | 27 | 98 | 64 | 74 | 0 | 263 |
| OPPONENTS | 31 | 93 | 62 | 75 | 3 | 264 |

| RUSHING | NO. | YDS. | AVG. | LG | TD |
|-----------------|-----|------|------|----|----|
| Malone | 186 | 797 | 4.3 | 31 | 4 |
| Bulaich | 122 | 540 | 4.4 | 35 | 4 |
| Winfrey | 52 | 205 | 3.9 | 13 | 1 |
| Nottingham | 63 | 185 | 2.9 | 13 | 3 |
| Griese | 23 | 108 | 4.7 | 26 | 0 |
| Davis | 31 | 160 | 5.2 | 57 | 1 |
| N. Moore | 4 | 36 | 9.0 | 21 | 0 |
| Seiple | 3 | 14 | 4.7 | 7 | 0 |
| Solomon | 4 | 60 | 15.0 | 59 | 1 |
| Strock | 2 | 13 | 6.5 | 11 | 1 |
| Heath | 1 | 0 | 0.0 | 0 | 0 |

| | | | | | |
|-----------------|-----|------|-----|----|----|
| DOLPHINS | 491 | 2118 | 4.3 | 59 | 15 |
| OPPONENTS | 525 | 2411 | 4.6 | 75 | 14 |

| RECEIVING | NO. | YDS. | AVG. | LG | TD |
|----------------|-----|------|------|----|----|
| N. Moore | 33 | 625 | 18.9 | 67 | 4 |
| Bulaich | 28 | 151 | 5.4 | 25 | 0 |
| Solomon | 27 | 453 | 16.8 | 53 | 2 |

| | | | | | |
|-----------------|----|-----|------|----|---|
| Harris | 22 | 372 | 16.9 | 44 | 1 |
| Mandich | 22 | 260 | 11.8 | 31 | 4 |
| Twilley | 14 | 214 | 15.3 | 39 | 1 |
| Tillman | 13 | 130 | 10.0 | 16 | 1 |
| Seiple | 10 | 138 | 13.8 | 25 | 1 |
| Malone | 9 | 103 | 11.4 | 36 | 0 |
| Winfrey | 6 | 55 | 9.2 | 16 | 1 |
| Nottingham | 4 | 33 | 8.3 | 29 | 0 |
| Davis | 2 | 8 | 4.0 | 6 | 0 |
| McCreary | 2 | 51 | 25.5 | 30 | 0 |
| Holmes | 1 | 11 | 11.0 | 11 | 0 |

| | | | | | |
|-----------------|-----|------|------|----|----|
| DOLPHINS | 193 | 2604 | 13.5 | 67 | 15 |
| OPPONENTS | 195 | 2863 | 14.7 | 64 | 20 |

| INTERCEPTIONS | NO. | YDS. | AVG. | LG | TD |
|----------------|-----|------|------|----|----|
| Ellis | 2 | 40 | 20.0 | 40 | 0 |
| Matheson | 2 | 34 | 17.0 | 34 | 0 |
| Babb | 2 | 20 | 10.0 | 20 | 0 |
| White | 2 | 4 | 2.0 | 4 | 0 |
| Anderson | 1 | 32 | 32.0 | 32 | 0 |
| Johnson | 1 | 14 | 14.0 | 14 | 0 |
| Salter | 1 | 0 | 0.0 | 0 | 0 |

| | | | | | |
|-----------------|----|-----|------|----|---|
| DOLPHINS | 11 | 144 | 13.1 | 40 | 0 |
| OPPONENTS | 15 | 128 | 8.5 | 33 | 0 |

| PUNTING | NO. | YDS. | AVG. | LG | BK |
|---------|-----|------|------|----|----|
|---------|-----|------|------|----|----|

| | | | | | |
|-----------------|----|------|------|----|---|
| Seiple | 62 | 2366 | 38.2 | 56 | 0 |
| DOLPHINS | 62 | 2366 | 38.2 | 56 | 0 |
| OPPONENTS | 63 | 2593 | 41.2 | 56 | 0 |

| PUNT RET. | NO. | YDS. | AVG. | LG | TD |
|-----------|-----|------|------|----|----|
|-----------|-----|------|------|----|----|

| | | | | | |
|----------------|----|-----|------|----|---|
| Solomon | 13 | 205 | 15.8 | 79 | 1 |
| Harris | 9 | 79 | 8.7 | 16 | 0 |
| N. Moore | 8 | 72 | 9.0 | 23 | 0 |
| Babb | 3 | 38 | 12.7 | 25 | 0 |
| Anderson | 2 | 21 | 10.5 | 11 | 0 |

| | | | | | |
|-----------------|----|-----|------|----|---|
| DOLPHINS | 35 | 415 | 11.9 | 79 | 1 |
| OPPONENTS | 34 | 272 | 8.0 | 28 | 0 |

| KICKOFF RET. | NO. | YDS. | AVG. | LG | TD |
|--------------|-----|------|------|----|----|
|--------------|-----|------|------|----|----|

| | | | | | |
|-----------------|----|-----|------|----|---|
| Davis | 26 | 617 | 23.7 | 47 | 0 |
| Harris | 17 | 559 | 32.9 | 69 | 0 |
| Nottingham | 6 | 107 | 17.8 | 21 | 0 |
| N. Moore | 2 | 28 | 14.0 | 28 | 0 |
| Winfrey | 2 | 24 | 12.0 | 13 | 0 |
| Solomon | 1 | 12 | 12.0 | 12 | 0 |
| Tillman | 1 | 0 | 0.0 | 0 | 0 |

| | | | | | |
|-----------------|----|------|------|----|---|
| DOLPHINS | 55 | 1347 | 24.5 | 69 | 0 |
| OPPONENTS | 57 | 1231 | 21.6 | 79 | 0 |

| SCORING | Ru | Pa | Rt | PAT | FG | S | TP |
|---------|----|----|----|-----|----|---|----|
|---------|----|----|----|-----|----|---|----|

| | | | | | | | |
|-----------------|---|---|---|-------|-------|---|----|
| Yepremian | 0 | 0 | 0 | 29/31 | 16/23 | 0 | 77 |
| Bulaich | 4 | 0 | 0 | 0 | 0 | 0 | 24 |
| Malone | 4 | 0 | 0 | 0 | 0 | 0 | 24 |
| Mandich | 0 | 4 | 0 | 0 | 0 | 0 | 24 |
| N. Moore | 0 | 4 | 0 | 0 | 0 | 0 | 24 |
| Solomon | 1 | 2 | 1 | 0 | 0 | 0 | 24 |
| Nottingham | 3 | 0 | 0 | 0 | 0 | 0 | 18 |
| Winfrey | 1 | 1 | 0 | 0 | 0 | 0 | 12 |
| Davis | 1 | 0 | 0 | 0 | 0 | 0 | 6 |
| Harris | 0 | 1 | 0 | 0 | 0 | 0 | 6 |
| Seiple | 0 | 1 | 0 | 0 | 0 | 0 | 6 |
| Strock | 1 | 0 | 0 | 0 | 0 | 0 | 6 |
| Tillman | 0 | 1 | 0 | 0 | 0 | 0 | 6 |
| Twilley | 0 | 1 | 0 | 0 | 0 | 0 | 6 |

| | | | | | | | |
|-----------------|----|----|---|-------|-------|---|-----|
| DOLPHINS | 15 | 15 | 1 | 29/31 | 16/23 | 0 | 263 |
| OPPONENTS | 14 | 20 | 0 | 30/34 | 10/21 | 0 | 264 |

| FIELD GOALS | 1-19 | 20-29 | 30-39 | 40-49 | 50+ |
|-------------|------|-------|-------|-------|-----|
|-------------|------|-------|-------|-------|-----|

| | | | | | |
|-----------------|-----|------|-----|-----|-----|
| Yepremian | 0/0 | 9/10 | 2/4 | 4/8 | 1/1 |
|-----------------|-----|------|-----|-----|-----|

| | | | | | |
|----------------|-----|------|-----|-----|-----|
| DOLPHINS | 0/0 | 9/10 | 2/4 | 4/8 | 1/1 |
|----------------|-----|------|-----|-----|-----|

| | | | | | |
|----------------|-----|-----|-----|-----|-----|
| OPPONENTS | 2/2 | 4/8 | 2/5 | 2/6 | 0/0 |
|----------------|-----|-----|-----|-----|-----|

SACKS

| |
|--|
| Reese 4.0, Stanfill 4.0, Den Herder 3.0, Andrews 2.0, Crowder 2.0, Buoniconti 1.0, Heinz 1.0, Matheson 1.0, Towle 1.0, Babb 0.5, Gordon 0.5. |
|--|

| |
|-------------------------------|
| DOLPHINS 20.0, OPPONENTS 37.0 |
|-------------------------------|

STARTERS

OFFENSE

| |
|--|
| WR - Nat Moore (9), *Duniel Harris (1), Freddie Solomon (1) |
| LT - Wayne Moore (14) |
| LG - Bob Kuechenberg (10), Ed Newman (4) |
| C - Jim Langer (14) |
| RG - Larry Little (10), Ed Newman (4) |
| RT - Darryl Carlton (8), Larry Little (4), Tom Drougas (2) |
| TE - Andre Tillman (14) |
| WR - Freddie Solomon (7), Howard Twilley (6), *Duniel Harris (1) |
| QB - Bob Griese (13), Don Strock (1) |
| RB - Benny Malone (12), Norm Bulaich (1), *Gary Davis (1) |
| FB - Don Nottingham (8), Norm Bulaich (6) |
| 2nd TE - Jim Mandich (3) |

DEFENSE

| |
|---|
| LDE - Vern Den Herder (14) |
| LDT - Randy Crowder (14) |
| RDT - Don Reese (7), Bob Heinz (4), John Andrews (1) |
| RDE - Bill Stanfill (7), John Andrews (4), Don Reese (2), Bob Heinz (1) |
| LLB - *Larry Gordon (14) |
| MLB - Steve Towle (12), Nick Buoniconti (2) |
| RLB - Bob Matheson (11), Steve Towle (2), John Andrews (1) |
| LCB - Jerris White (14) |
| RCB - Curtis Johnson (9), Ken Ellis (3), Tim Foley (2) |
| SS - Charlie Babb (14) |
| FS - Barry Hill (6), Bryant Salter (6), Ken Ellis (2) |
| 4th LB - Nick Buoniconti (2) |

* Indicates Rookie

| PASSING | ATT. | COMP. | YDS. | PCT. | TD | INT. | LG | SCK/LST | RATING |
|-----------------|------|-------|------|------|----|------|----|---------|--------|
| Griese | 272 | 162 | 2097 | 59.6 | 11 | 12 | 47 | 30/266 | 78.9 |
| Strock | 47 | 21 | 359 | 44.7 | 3 | 2 | 53 | 4/41 | 74.6 |
| Morrall | 26 | 10 | 148 | 38.5 | 1 | 1 | 67 | 3/29 | 54.7 |
| Solomon | 1 | 0 | 0 | 0.0 | 0 | 0 | 0 | 0.0 | 39.6 |
| DOLPHINS | 346 | 193 | 2604 | 55.8 | 15 | 15 | 67 | 37/336 | 76.4 |
| OPPONENTS | 347 | 195 | 2863 | 56.2 | 20 | 11 | 64 | 20/193 | 89.0 |

1977 FINAL STATISTICS (10-4)

| DATE | OPPONENT | SCORE | W/L | ATT. |
|-------|------------------|-------|-----|--------|
| 9/18 | at Buffalo | 13-0 | W | 76,097 |
| 9/25 | at San Francisco | 19-15 | W | 40,503 |
| 10/2 | HOUSTON | 27-7 | W | 49,619 |
| 10/9 | at Baltimore | 28-45 | L | 57,005 |
| 10/16 | N.Y. JETS | 21-17 | W | 43,446 |
| 10/23 | SEATTLE | 31-13 | W | 29,858 |
| 10/30 | SAN DIEGO | 13-14 | L | 40,670 |
| 11/6 | at N.Y. Jets | 14-10 | W | 51,582 |
| 11/13 | NEW ENGLAND | 17-5 | W | 67,502 |
| 11/20 | at Cincinnati | 17-23 | L | 46,733 |
| 11/24 | at St. Louis | 55-14 | W | 50,269 |
| 12/5 | BALTIMORE | 17-6 | W | 68,977 |
| 12/11 | at New England | 10-14 | L | 61,064 |
| 12/17 | BUFFALO | 31-14 | W | 39,626 |

| TEAM STATISTICS | MIA. | OPP. |
|-----------------------------|---------|---------|
| TOTAL FIRST DOWNS | 267 | 227 |
| By Rushing | 143 | 101 |
| By Passing | 107 | 117 |
| By Penalty | 17 | 9 |
| Third Down: Made/Att. | 78/172 | 88/199 |
| TOTAL NET YARDS | 4327 | 3982 |
| Average Per Game | 309.1 | 284.4 |
| Total Plays | 866 | 901 |
| Average Per Play | 5.0 | 4.4 |
| NET YARDS RUSHING..... | 2366 | 1749 |
| Average Per Game | 169.0 | 124.9 |
| Total Rushes | 519 | 467 |
| NET YARDS PASSING | 1961 | 2233 |
| Average Per Game | 140.1 | 159.5 |
| Tackled/Yards Lost..... | 36/303 | 20/160 |
| Gross Yards | 2264 | 2393 |
| Attempts/Completions..... | 311/182 | 414/226 |
| Completion Percentage | 58.5 | 54.6 |
| Had Intercepted | 14 | 15 |
| PUNTS/AVERAGE | 58/36.9 | 67/38.5 |
| PENALTIES/YARDS | 59/432 | 82/644 |
| FUMBLES/BALL LOST | 22/13 | 37/18 |
| TOUCHDOWNS | 41 | 23 |
| By Rushing | 18 | 12 |
| By Passing | 22 | 10 |
| By Returns | 1 | 1 |

| Score By Quarters | 1 | 2 | 3 | 4 | OT | Total |
|-------------------|----|-----|----|----|----|-------|
| DOLPHINS | 86 | 113 | 60 | 54 | 0 | 313 |
| OPPONENTS | 52 | 48 | 33 | 64 | 0 | 197 |

| RUSHING | NO. | YDS. | AVG. | LG | TD |
|-------------------|-----|------|------|-----|----|
| Malone | 129 | 615 | 4.8 | 66† | 5 |
| Davis | 126 | 533 | 4.2 | 60† | 2 |
| L. Harris | 91 | 417 | 4.6 | 77† | 4 |
| Bulaich | 91 | 416 | 4.6 | 29 | 4 |
| Nottingham | 44 | 214 | 4.9 | 13 | 2 |
| Moore | 14 | 89 | 6.4 | 24 | 1 |
| Solomon | 6 | 43 | 7.2 | 14 | 0 |
| Griese | 16 | 30 | 1.9 | 13 | 0 |
| T. Anderson | 1 | 11 | 11.0 | 11 | 0 |
| Michel | 1 | -2 | -2.0 | -2 | 0 |
| DOLPHINS | 519 | 2366 | 4.6 | 77† | 18 |
| OPPONENTS | 467 | 1749 | 3.7 | 64† | 12 |

| RECEIVING | NO. | YDS. | AVG. | LG | TD |
|-----------------|-----|------|------|-----|----|
| Moore | 52 | 765 | 14.7 | 73† | 12 |
| D. Harris | 34 | 601 | 17.7 | 47 | 5 |
| Bulaich | 25 | 180 | 7.2 | 14 | 0 |
| Tillman | 17 | 169 | 10.0 | 37† | 2 |
| Davis | 14 | 151 | 10.8 | 32 | 1 |
| Solomon | 12 | 181 | 15.1 | 54† | 1 |

| PASSING | ATT. | COMP. | YDS. | PCT. | TD | INT. | LG | SCK/LST | RATING |
|-----------------|------|-------|------|------|----|------|-----|---------|--------|
| Griese | 307 | 180 | 2252 | 58.6 | 22 | 13 | 73† | 36/303 | 87.7 |
| Strock | 4 | 2 | 12 | 50.0 | 0 | 1 | 9 | 0/0 | 16.7 |
| DOLPHINS | 311 | 182 | 2264 | 58.5 | 22 | 14 | 73† | 36/303 | 86.1 |
| OPPONENTS | 414 | 226 | 2393 | 54.6 | 10 | 15 | 47 | 20/160 | 64.6 |

| | | | | | |
|-----------------|---|----|------|----|---|
| Nottingham | 8 | 58 | 7.3 | 16 | 0 |
| L. Harris | 7 | 29 | 4.1 | 11 | 0 |
| Mandich | 6 | 63 | 10.5 | 15 | 0 |
| Malone | 4 | 58 | 14.5 | 35 | 0 |
| McCreary | 2 | 10 | 5.0 | 9 | 1 |
| Seiple | 1 | -1 | -1.0 | -1 | 0 |

| | | | | | |
|-----------------|-----|------|------|-----|----|
| DOLPHINS | 182 | 2264 | 12.4 | 73† | 22 |
| OPPONENTS | 226 | 2393 | 10.6 | 47 | 10 |

| INTERCEPTIONS | NO. | YDS. | AVG. | LG | TD |
|----------------|-----|------|------|----|----|
| Johnson | 4 | 35 | 8.8 | 19 | 0 |
| Thomas | 3 | 23 | 7.7 | 23 | 0 |
| Foley | 3 | 17 | 5.7 | 17 | 0 |
| Gordon | 1 | 27 | 27.0 | 27 | 0 |
| Babb | 1 | 15 | 15.0 | 15 | 0 |
| Matheson | 1 | 7 | 7.0 | 7 | 0 |
| Roberson | 1 | 0 | 0.0 | 0 | 0 |
| Volk | 1 | 0 | 0.0 | 0 | 0 |

| | | | | | |
|-----------------|----|-----|------|----|---|
| DOLPHINS | 15 | 124 | 8.3 | 27 | 0 |
| OPPONENTS | 14 | 238 | 17.0 | 34 | 0 |

| PUNTING | NO. | YDS. | AVG. | LG | BK |
|-----------------|-----|------|------|----|----|
| Michel | 35 | 1338 | 38.2 | 61 | 0 |
| Seiple | 22 | 801 | 36.4 | 54 | 1 |
| DOLPHINS | 58 | 2139 | 36.9 | 61 | 1 |
| OPPONENTS | 67 | 2581 | 38.5 | 60 | 0 |

| PUNT RET. | NO. | YDS. | AVG. | LG | TD |
|----------------|-----|------|------|----|----|
| Solomon | 32 | 285 | 8.9 | 39 | 0 |
| D. Anderson .. | 4 | 3 | 0.7 | 3 | 0 |
| Babb | 2 | 10 | 5.0 | 7 | 0 |
| Davis | 1 | 11 | 11.0 | 11 | 0 |
| T. Anderson .. | 1 | 6 | 6.0 | 6 | 0 |

| | | | | | |
|-----------------|----|-----|-----|----|---|
| DOLPHINS | 40 | 315 | 7.9 | 39 | 0 |
| OPPONENTS | 29 | 267 | 9.2 | 49 | 0 |

| KICKOFF RET. | NO. | YDS. | AVG. | LG | TD |
|------------------|-----|------|------|-----|----|
| Davis | 14 | 414 | 29.6 | 73 | 0 |
| Solomon | 10 | 273 | 27.3 | 90† | 1 |
| T. Anderson | 7 | 167 | 23.9 | 40 | 0 |
| D. Harris | 4 | 91 | 22.8 | 31 | 0 |
| Nottingham | 2 | 36 | 18.0 | 18 | 0 |
| McCreary | 1 | 30 | 30.0 | 30 | 0 |

| | | | | | |
|-----------------|----|------|------|-----|---|
| DOLPHINS | 38 | 1011 | 26.6 | 90† | 1 |
| OPPONENTS | 59 | 1281 | 21.7 | 32 | 0 |

| SCORING | Ru | Pa | Rt | PAT | FG | S | TP |
|-----------------|----|----|----|-------|-------|---|----|
| Moore | 1 | 12 | 0 | 0 | 0 | 0 | 78 |
| Yepremian | 0 | 0 | 0 | 37/41 | 10/22 | 0 | 67 |
| D. Harris | 0 | 5 | 0 | 0 | 0 | 0 | 30 |
| Malone | 5 | 0 | 0 | 0 | 0 | 0 | 30 |
| Bulaich | 4 | 0 | 0 | 0 | 0 | 0 | 24 |
| L. Harris | 4 | 0 | 0 | 0 | 0 | 0 | 24 |
| Davis | 2 | 1 | 0 | 0 | 0 | 0 | 18 |
| Nottingham | 2 | 0 | 0 | 0 | 0 | 0 | 12 |
| Solomon | 0 | 1 | 1 | 0 | 0 | 0 | 12 |
| Tillman | 0 | 2 | 0 | 0 | 0 | 0 | 12 |
| McCreary | 0 | 1 | 0 | 0 | 0 | 0 | 6 |
| Michel | 0 | 0 | 0 | 0/1 | 0 | 0 | 0 |

| | | | | | | | |
|-----------------|----|----|---|-------|-------|---|-----|
| DOLPHINS | 18 | 22 | 1 | 37/42 | 10/22 | 0 | 313 |
| OPPONENTS | 12 | 10 | 1 | 21/23 | 12/20 | 0 | 197 |

| FIELD GOALS | 1-19 | 20-29 | 30-39 | 40-49 | 50+ |
|-----------------|------|-------|-------|-------|-----|
| Yepremian | 0/0 | 3/4 | 5/7 | 2/9 | 0/2 |
| DOLPHINS | 0/0 | 3/4 | 5/7 | 2/9 | 0/2 |
| OPPONENTS .. | 1/1 | 2/2 | 4/5 | 5/10 | 0/2 |

SACKS

| |
|--|
| Duhe 7.0, Baumhower 4.0, Bokamper 2.5, Gordon 2.0, Matheson 2.0, Den Herder 1.5, Babb 1.0. |
|--|

DOLPHINS 20.0, OPPONENTS 36.0

STARTERS

OFFENSE

| |
|--|
| WR – Nat Moore (14) |
| LT – Wayne Moore (14) |
| LG – Bob Kuechenberg (12), Ed Newman (2) |
| C – Jim Langer (14) |
| RG – Larry Little (13), Ed Newman (1) |
| RT – Mike Current (14) |
| TE – Andre Tillman (14) |
| WR – Freddie Solomon (6), Duriel Harris (4) |
| QB – Bob Griese (14) |
| RB – Benny Malone (8), Gary Davis (6) |
| FB – Norm Bulaich (7), *Leroy Harris (5), Don Nottingham (2) |
| 2nd TE – Loaird McCreary (4) |

DEFENSE

| |
|--|
| LDE – Vern Den Herder (11), Bob Heinz (3) |
| NT – *Bob Baumhower (14) |
| RDE – *A.J. Duhe (14) |
| LOLB – Kim Bokamper (14) |
| ILLB – Steve Towle (7), Mike Kolen (5), Rusty Chambers (2) |
| RILB – Bob Matheson (9), Steve Towle (5) |
| ROLB – Larry Gordon (14) |
| LCB – Norris Thomas (10), Tim Foley (4) |
| RCB – Curtis Johnson (14) |
| SS – Tim Foley (10), Dick Anderson (4) |
| FS – Vern Roberson (9), Charlie Babb (4), Rick Volk (1) |

* Indicates Rookie

1978 FINAL STATISTICS (11-5)

| DATE | OPPONENT | SCORE | W/L | ATT. |
|-------|-----------------|-------|-----|--------|
| 9/3 | at N.Y. Jets | 20-33 | L | 49,598 |
| 9/10 | at Baltimore | 42-0 | W | 46,426 |
| 9/17 | BUFFALO | 31-24 | W | 48,373 |
| 9/24 | at Philadelphia | 3-17 | L | 62,998 |
| 10/1 | ST. LOUIS | 24-10 | W | 43,882 |
| 10/9 | CINCINNATI | 21-0 | W | 54,729 |
| 10/15 | at San Diego | 28-21 | W | 50,637 |
| 10/22 | at New England | 24-33 | L | 60,424 |
| 10/29 | BALTIMORE | 26-8 | W | 53,524 |
| 11/5 | DALLAS | 23-16 | W | 70,414 |
| 11/12 | at Buffalo | 25-24 | W | 48,623 |
| 11/20 | at Houston | 30-35 | L | 50,290 |
| 11/26 | N.Y. JETS | 13-24 | L | 49,255 |
| 12/3 | at Washington | 16-0 | W | 52,860 |
| 12/10 | OAKLAND | 23-6 | W | 73,003 |
| 12/18 | NEW ENGLAND | 23-3 | W | 72,071 |

| TEAM STATISTICS | MIA. | OPP. |
|-----------------------------|---------|---------|
| TOTAL FIRST DOWNS | 270 | 298 |
| By Rushing | 119 | 120 |
| By Passing | 135 | 156 |
| By Penalty | 16 | 22 |
| Third Down: Made/Att. | 98/215 | 88/205 |
| TOTAL NET YARDS | 4835 | 5169 |
| Average Per Game | 302.2 | 323.1 |
| Total Plays | 954 | 1021 |
| Average Per Play | 5.1 | 5.1 |
| NET YARDS RUSHING | 2366 | 2261 |
| Average Per Game | 147.9 | 141.3 |
| Total Rushes | 548 | 543 |
| NET YARDS PASSING | 2469 | 2908 |
| Average Per Game | 154.3 | 181.8 |
| Tackled/Yards Lost. | 27/238 | 41/343 |
| Gross Yards | 2707 | 3251 |
| Attempts/Completions | 379/226 | 437/256 |
| Completion Percentage | 59.6 | 58.6 |
| Had Intercepted | 18 | 32 |
| PUNTS/AVERAGE | 81/40.3 | 74/37.0 |
| PENALTIES/YARDS | 74/603 | 99/865 |
| FUMBLES/BALL LOST | 24/12 | 37/21 |
| TOUCHDOWNS | 45 | 30 |
| By Rushing | 18 | 15 |
| By Passing | 24 | 15 |
| By Returns | 3 | 0 |

| Score By Quarters | 1 | 2 | 3 | 4 | OT | Total |
|-------------------|-----|-----|----|----|----|-------|
| DOLPHINS | 101 | 126 | 68 | 77 | 0 | 372 |
| OPPONENTS | 24 | 87 | 64 | 79 | 0 | 254 |

| RUSHING | NO. | YDS. | AVG. | LG | TD |
|-----------------|-----|------|------|-----|----|
| Williams | 272 | 1258 | 4.6 | 58t | 8 |
| L. Harris | 123 | 512 | 4.2 | 51 | 2 |
| Davis | 62 | 313 | 5.0 | 65t | 3 |
| Bulaich | 40 | 196 | 4.9 | 63 | 2 |
| Braxton | 20 | 48 | 2.4 | 15 | 2 |
| Strock | 10 | 23 | 2.3 | 12 | 0 |
| Malone | 6 | 18 | 3.0 | 7 | 1 |
| Griese | 9 | 10 | 1.1 | 9 | 0 |
| Benjamin | 1 | -2 | -2.0 | -2 | 0 |
| Moore | 4 | -3 | -0.8 | 3 | 0 |
| Roberts | 1 | -7 | -7.0 | -7 | 0 |
| DOLPHINS | 548 | 2366 | 4.3 | 65t | 18 |
| OPPONENTS | 543 | 2261 | 4.2 | 81t | 15 |

| RECEIVING | NO. | YDS. | AVG. | LG | TD |
|-------------|-----|------|------|----|----|
| Moore | 48 | 645 | 13.5 | 47 | 10 |

| | | | | | |
|------------------|----|-----|------|-----|---|
| D. Harris | 45 | 654 | 14.5 | 63t | 3 |
| Tillman | 31 | 398 | 12.8 | 33 | 3 |
| L. Harris | 25 | 211 | 8.4 | 57 | 0 |
| Davis | 24 | 218 | 9.1 | 34 | 0 |
| Williams | 18 | 192 | 10.7 | 42 | 0 |
| Bulaich | 16 | 92 | 5.8 | 22 | 0 |
| Cefalo | 6 | 145 | 24.2 | 43 | 3 |
| Braxton | 4 | 47 | 11.8 | 19 | 0 |
| Hardy | 4 | 32 | 8.0 | 15 | 2 |
| McCreary | 3 | 27 | 9.0 | 12 | 2 |
| Rather | 1 | 39 | 39.0 | 39 | 0 |
| Den Herder | 1 | 7 | 7.0 | 7t | 1 |

| | | | | | |
|----------------|-----|------|------|-----|----|
| DOLPHINS | 226 | 2707 | 12.0 | 63t | 24 |
| OPPONENTS | 256 | 3251 | 12.7 | 92t | 15 |

| INTERCEPTIONS | NO. | YDS. | AVG. | LG | TD |
|-----------------|-----|------|------|-----|----|
| Foley | 6 | 12 | 2.0 | 8 | 0 |
| Small | 4 | 157 | 39.3 | 46t | 1 |
| Volk | 4 | 42 | 10.5 | 24 | 0 |
| Babb | 3 | 61 | 20.3 | 36 | 0 |
| Gordon | 3 | 35 | 11.7 | 22 | 0 |
| Johnson | 3 | -2 | -0.7 | 0 | 0 |
| Thomas | 2 | 63 | 31.5 | 53t | 1 |
| Rhone | 2 | 4 | 2.0 | 4 | 0 |
| Chambers | 1 | 49 | 49.0 | 49 | 0 |
| Cornelius | 1 | 21 | 21.0 | 21 | 0 |
| Towle | 1 | 14 | 14.0 | 14 | 0 |
| Bokamper | 1 | 2 | 2.0 | 2 | 0 |
| Baumhower | 1 | 0 | 0.0 | 0 | 0 |

| | | | | | |
|----------------|----|-----|------|-----|---|
| DOLPHINS | 32 | 458 | 14.3 | 53t | 2 |
| OPPONENTS | 18 | 224 | 12.4 | 33 | 0 |

| PUNTING | NO. | YDS. | AVG. | LG | BK |
|---------------|-----|------|------|----|----|
| Roberts | 81 | 3263 | 40.3 | 59 | 0 |

| | | | | | |
|----------------|----|------|------|----|---|
| DOLPHINS | 81 | 3263 | 40.3 | 59 | 0 |
| OPPONENTS | 74 | 2741 | 37.0 | 58 | 2 |

| PUNT RET. | NO. | YDS. | AVG. | LG | TD |
|-----------------|-----|------|------|----|----|
| Cefalo | 28 | 232 | 8.3 | 26 | 0 |
| Babb | 9 | 57 | 6.3 | 14 | 0 |
| Davis | 2 | 36 | 18.0 | 25 | 0 |
| Moore | 1 | 11 | 11.0 | 11 | 0 |
| Cornelius | 1 | 5 | 5.0 | 5 | 0 |

| | | | | | |
|----------------|----|-----|-----|----|---|
| DOLPHINS | 41 | 341 | 8.3 | 26 | 0 |
| OPPONENTS | 42 | 303 | 7.2 | 34 | 0 |

| KICKOFF RET. | NO. | YDS. | AVG. | LG | TD |
|-----------------|-----|------|------|----|----|
| D. Harris | 29 | 657 | 22.7 | 53 | 0 |
| Davis | 13 | 251 | 19.3 | 27 | 0 |
| Anderson | 7 | 157 | 22.4 | 31 | 0 |
| Cefalo | 2 | 40 | 20.0 | 21 | 0 |
| Hardy | 2 | 27 | 13.5 | 15 | 0 |

| | | | | | |
|----------------|----|------|------|----|---|
| DOLPHINS | 53 | 1132 | 21.4 | 53 | 0 |
| OPPONENTS | 70 | 1459 | 20.8 | 39 | 0 |

| SCORING | Ru | Pa | Rt | PAT | FG | S | TP |
|-----------------|----|----|----|-------|-------|---|----|
| Yepremian | 0 | 0 | 0 | 41/45 | 19/23 | 0 | 98 |
| Moore | 0 | 10 | 0 | 0 | 0 | 0 | 60 |
| Williams | 8 | 0 | 0 | 0 | 0 | 0 | 48 |
| Cefalo | 0 | 3 | 0 | 0 | 0 | 0 | 18 |
| Davis | 3 | 0 | 0 | 0 | 0 | 0 | 18 |
| D. Harris | 0 | 3 | 0 | 0 | 0 | 0 | 18 |
| Tillman | 0 | 3 | 0 | 0 | 0 | 0 | 18 |
| Braxton | 2 | 0 | 0 | 0 | 0 | 0 | 12 |
| Bulaich | 2 | 0 | 0 | 0 | 0 | 0 | 12 |
| Hardy | 0 | 2 | 0 | 0 | 0 | 0 | 12 |

| | | | | | | | |
|------------------|---|---|---|---|---|---|----|
| Harris | 2 | 0 | 0 | 0 | 0 | 0 | 12 |
| McCreary | 0 | 2 | 0 | 0 | 0 | 0 | 12 |
| Baumhower | 0 | 0 | 1 | 0 | 0 | 0 | 6 |
| Den Herder | 0 | 1 | 0 | 0 | 0 | 0 | 6 |
| Malone | 1 | 0 | 0 | 0 | 0 | 0 | 6 |
| Small | 0 | 0 | 1 | 0 | 0 | 0 | 6 |
| Thomas | 0 | 0 | 1 | 0 | 0 | 0 | 6 |
| Bokamper | 0 | 0 | 0 | 0 | 0 | 1 | 2 |
| DuHe | 0 | 0 | 0 | 0 | 0 | 1 | 2 |

| | | | | | | | |
|----------------|----|----|---|-------|-------|---|-----|
| DOLPHINS | 18 | 24 | 3 | 41/45 | 19/23 | 2 | 372 |
| OPPONENTS | 15 | 15 | 5 | 28/30 | 14/21 | 1 | 254 |

| FIELD GOALS | 1-19 | 20-29 | 30-39 | 40-49 | 50+ |
|-----------------|------|-------|-------|-------|-----|
| Yepremian | 0/0 | 4/5 | 10/11 | 5/7 | 0/0 |
| DOLPHINS | 0/0 | 4/5 | 10/11 | 5/7 | 0/0 |
| OPPONENTS .. | 1/1 | 4/6 | 6/8 | 3/6 | 0/0 |

| SACKS |
|---|
| Den Herder 9.0, Bokamper 8.0, DuHe 8.0, Gordon 4.5, Betters 4.0, Chambers 1.5, Baumhower 1.5, Matheson 1.5, Babb 1.0, Barisich 1.0, Simpson 1.0. |

DOLPHINS 41.0, OPPONENTS 27.0

| STARTERS |
|---|
| OFFENSE |
| WR - Nat Moore (15), *Jimmy Cefalo (1) |
| LT - Wayne Moore (9), Bob Kuechenberg (7) |
| LG - Bob Kuechenberg (8), Ed Newman (8) |
| C - Jim Langer (16) |
| RG - Larry Little (15), Ed Newman (1) |
| RT - Mike Current (15), Wayne Moore (1) |
| TE - Andre Tillman (16) |
| WR - DuHe Harris (15) |
| QB - Bob Griese (9), Don Strock (7) |
| RB - Delvin Williams (15), Gary Davis (1) |
| FB - Leroy Harris (11), Norm Bulaich (3), Jim Braxton (2) |
| 2nd TE - Loaird McCreary (1) |

| DEFENSE |
|--|
| LDE - Vern Den Herder (16) |
| NT - Bob Baumhower (16) |
| RDE - A.J. DuHe (10), *Doug Betters (6) |
| LOLB - Kim Bokamper (16) |
| LILB - Steve Towle (10), Rusty Chambers (6) |
| RILB - Rusty Chambers (9), Bob Matheson (3), Steve Towle (3), Earnie Rhone (1) |
| ROLB - Larry Gordon (15), Earnie Rhone (1) |
| LCB - Norris Thomas (16) |
| RCB - Curtis Johnson (12), *Gerald Small (4) |
| SS - Tim Foley (16) |
| FS - Rick Volk (13), Charlie Babb (3) |

* Indicates Rookie

| PASSING | ATT. | COMP. | YDS. | PCT. | TD | INT. | LG | SCK/LST | RATING |
|-----------------|------|-------|------|------|----|------|-----|---------|--------|
| Griese | 235 | 148 | 1791 | 63.0 | 11 | 11 | 63t | 18/165 | 82.4 |
| Strock | 135 | 72 | 825 | 53.3 | 12 | 6 | 57 | 9/73 | 83.3 |
| Benjamin | 8 | 6 | 91 | 75.0 | 1 | 1 | 43 | 0/0 | 112.0 |
| Williams | 1 | 0 | 0 | 0.0 | 0 | 0 | 0 | 0/0 | 39.6 |
| DOLPHINS | 379 | 226 | 2707 | 59.6 | 24 | 18 | 63t | 27/238 | 82.9 |
| OPPONENTS | 437 | 256 | 3251 | 58.6 | 15 | 32 | 92t | 41/343 | 62.8 |

1979 FINAL STATISTICS (10-6)

| DATE | OPPONENT | SCORE | W/L | ATT. |
|-------|----------------|-----------|-----|--------|
| 9/2 | at Buffalo | 9-7 | W | 69,441 |
| 9/9 | SEATTLE | 19-10 | W | 56,233 |
| 9/16 | at Minnesota | 27-12 | W | 44,187 |
| 9/23 | CHICAGO | 31-16 | W | 68,011 |
| 9/30 | at N.Y. Jets | 27-33 | L | 51,496 |
| 10/8 | at Oakland | 3-13 | L | 52,419 |
| 10/14 | BUFFALO | 17-7 | W | 45,597 |
| 10/21 | at New England | 13-28 | L | 61,096 |
| 10/28 | GREEN BAY | 27-7 | W | 47,741 |
| 11/5 | HOUSTON | 6-9 | L | 70,273 |
| 11/11 | BALTIMORE | 19-0 | W | 50,193 |
| 11/18 | at Cleveland | 24-30(OT) | L | 80,374 |
| 11/25 | at Baltimore | 28-24 | W | 36,016 |
| 11/29 | NEW ENGLAND | 39-24 | W | 69,174 |
| 12/9 | at Detroit | 28-10 | W | 78,087 |
| 12/15 | N.Y. JETS | 24-27 | L | 49,915 |

| TEAM STATISTICS | MIA. | OPP. |
|-----------------------------|---------|---------|
| TOTAL FIRST DOWNS | 297 | 238 |
| By Rushing | 126 | 87 |
| By Passing | 140 | 135 |
| By Penalty | 31 | 16 |
| Third Down: Made/Att. | 99/205 | 96/213 |
| TOTAL NET YARDS | 4950 | 4439 |
| Average Per Game | 309.4 | 277.4 |
| Total Plays | 1006 | 938 |
| Average Per Play | 4.9 | 4.7 |
| NET YARDS RUSHING | 2187 | 1702 |
| Average Per Game | 136.7 | 106.4 |
| Total Rushes | 561 | 484 |
| NET YARDS PASSING | 2763 | 2737 |
| Average Per Game | 172.7 | 171.1 |
| Tackled/Yards Lost | 29/255 | 36/314 |
| Gross Yards | 3018 | 3051 |
| Attempts/Completions | 416/235 | 418/230 |
| Completion Percentage | 56.5 | 55.0 |
| Had Intercepted | 22 | 23 |
| PUNTS/AVERAGE | 71/39.5 | 77/37.9 |
| PENALTIES/YARDS | 79/651 | 107/834 |
| FUMBLES/BALL LOST | 27/15 | 29/15 |
| TOUCHDOWNS | 40 | 31 |
| By Rushing | 19 | 9 |
| By Passing | 20 | 17 |
| By Returns | 1 | 5 |

| Score By Quarters | 1 | 2 | 3 | 4 | OT | TOTAL |
|-------------------|----|----|----|-----|----|-------|
| DOLPHINS | 71 | 75 | 80 | 115 | 0 | 341 |
| OPPONENTS | 24 | 71 | 87 | 69 | 6 | 257 |

| RUSHING | NO. | YDS. | AVG. | LG | TD |
|----------------|-----|------|------|----|----|
| Csonka | 220 | 837 | 3.8 | 22 | 12 |
| Williams | 184 | 703 | 3.8 | 39 | 3 |
| Davis | 98 | 383 | 3.9 | 42 | 1 |
| Nathan | 16 | 68 | 4.2 | 18 | 0 |
| Torrey | 13 | 61 | 4.7 | 17 | 1 |
| Bulaich | 9 | 37 | 4.1 | 9 | 2 |
| Griese | 11 | 30 | 2.7 | 18 | 0 |
| Moore | 3 | 22 | 7.3 | 18 | 0 |
| Harris | 1 | 20 | 20.0 | 20 | 0 |
| Howell | 3 | 8 | 2.7 | 5 | 0 |
| DOLPHINS | 561 | 2187 | 3.9 | 42 | 19 |
| OPPONENTS | 484 | 1702 | 3.5 | 30 | 9 |

| RECEIVING | NO. | YDS. | AVG. | LG | TD |
|-------------|-----|------|------|----|----|
| Moore | 48 | 840 | 17.5 | 53 | 6 |

| | | | | | |
|----------------|-----|------|------|----|----|
| Harris | 42 | 798 | 19.0 | 51 | 3 |
| Davis | 34 | 215 | 6.3 | 18 | 0 |
| Hardy | 30 | 386 | 12.8 | 28 | 3 |
| Williams | 21 | 175 | 8.3 | 38 | 1 |
| Nathan | 17 | 213 | 12.5 | 35 | 2 |
| Csonka | 16 | 75 | 4.7 | 18 | 1 |
| Cefalo | 12 | 223 | 18.6 | 30 | 3 |
| Bulaich | 8 | 53 | 6.6 | 13 | 1 |
| Howell | 3 | 23 | 7.7 | 11 | 0 |
| Lee | 2 | 14 | 7.0 | 10 | 0 |
| Torrey | 2 | 3 | 1.5 | 8 | 0 |
| DOLPHINS | 235 | 3018 | 12.8 | 53 | 20 |
| OPPONENTS | 230 | 3051 | 13.3 | 78 | 17 |

| INTERCEPTIONS | NO. | YDS. | AVG. | LG | TD |
|----------------|-----|------|------|----|----|
| Colzie | 5 | 86 | 17.2 | 56 | 0 |
| Small | 5 | 74 | 14.8 | 40 | 0 |
| Gordon | 2 | 33 | 16.5 | 33 | 0 |
| Thomas | 2 | 29 | 14.5 | 24 | 0 |
| Rhone | 2 | 17 | 8.5 | 10 | 0 |
| Foley | 2 | 8 | 4.0 | 8 | 0 |
| Matheson | 1 | 28 | 28.0 | 28 | 0 |
| Chambers | 1 | 4 | 4.0 | 4 | 0 |
| Babb | 1 | 3 | 3.0 | 3 | 0 |
| Bokamper | 1 | 3 | 3.0 | 3 | 0 |
| Towle | 1 | 0 | 0.0 | 0 | 0 |
| DOLPHINS | 23 | 285 | 12.4 | 56 | 0 |
| OPPONENTS | 22 | 382 | 17.4 | 58 | 3 |

| PUNTING | NO. | YDS. | AVG. | LG | BK |
|--------------------|-----|------|------|----|----|
| Roberts | 69 | 2772 | 40.2 | 68 | 1 |
| von Schamann | 1 | 31 | 31.0 | 31 | 0 |

| | | | | | |
|---------------|----|------|------|----|---|
| DOLPHINS | 71 | 2803 | 39.5 | 68 | 1 |
| OPPONENTS | 77 | 2919 | 37.9 | 60 | 0 |

| PUNT RET. | NO. | YDS. | AVG. | LG | TD |
|-----------------|-----|------|------|----|----|
| Nathan | 28 | 306 | 10.9 | 86 | 1 |
| Kozlowski | 3 | 21 | 7.0 | 11 | 0 |
| Cefalo | 2 | 10 | 5.0 | 10 | 0 |
| Babb | 1 | 0 | 0.0 | 0 | 0 |
| DOLPHINS | 34 | 337 | 9.9 | 86 | 1 |
| OPPONENTS | 25 | 131 | 5.2 | 34 | 0 |

| KICKOFF RET. | NO. | YDS. | AVG. | LG | TD |
|-----------------|-----|------|------|----|----|
| Nathan | 45 | 1016 | 22.6 | 43 | 0 |
| Kozlowski | 4 | 85 | 21.2 | 22 | 0 |
| Davis | 2 | 27 | 13.5 | 16 | 0 |
| Bessilleu | 0 | 20 | - | 20 | 0 |
| DOLPHINS | 51 | 1148 | 22.5 | 43 | 0 |
| OPPONENTS | 69 | 1518 | 22.0 | 55 | 0 |

| SCORING | Ru | Pa | Rt | PAT | FG | S | TP |
|--------------------|----|----|----|-------|-------|---|-----|
| von Schamann | 0 | 0 | 0 | 36/40 | 21/29 | 0 | 99 |
| Csonka | 12 | 1 | 0 | 0 | 0 | 0 | 78 |
| Moore | 0 | 6 | 0 | 0 | 0 | 0 | 36 |
| Williams | 3 | 1 | 0 | 0 | 0 | 0 | 24 |
| Cefalo | 0 | 3 | 0 | 0 | 0 | 0 | 18 |
| Hardy | 0 | 3 | 0 | 0 | 0 | 0 | 18 |
| Harris | 0 | 3 | 0 | 0 | 0 | 0 | 18 |
| Bulaich | 2 | 1 | 0 | 0 | 0 | 0 | 18 |
| Nathan | 0 | 2 | 1 | 0 | 0 | 0 | 18 |
| Davis | 1 | 0 | 0 | 0 | 0 | 0 | 6 |
| Torrey | 1 | 0 | 0 | 0 | 0 | 0 | 6 |
| Team | 0 | 0 | 0 | 0 | 0 | 1 | 2 |
| DOLPHINS | 19 | 20 | 1 | 36/40 | 21/29 | 1 | 341 |
| OPPONENTS | 9 | 17 | 5 | 26/30 | 15/26 | 0 | 257 |

| FIELD GOALS | 1-19 | 20-29 | 30-39 | 40-49 | 50+ |
|--------------------|------|-------|-------|-------|-----|
| von Schamann | 0/0 | 8/8 | 9/14 | 2/4 | 2/3 |
| DOLPHINS | 0/0 | 8/8 | 9/14 | 2/4 | 2/3 |
| OPPONENTS | 0/0 | 2/3 | 7/9 | 6/14 | 0/0 |

| SACKS | Den Herder | 9.0 | Bettors | 8.0 | Baumhower | 6.5 | Bokamper | 4.5 | Gordon | 3.0 | Duhe | 2.0 | Barisch | 1.5 | Thomas | 1.0 | Towle | 0.5 |
|-------------------------------|------------|-----|---------|-----|-----------|-----|----------|-----|--------|-----|------|-----|---------|-----|--------|-----|-------|-----|
| DOLPHINS 36.0, OPPONENTS 29.0 | | | | | | | | | | | | | | | | | | |

| STARTERS | OFFENSE |
|---|---------|
| WR - Durie Harris (14), Jimmy Cefalo (2) | |
| LT - Bob Kuechenberg (16) | |
| LG - Ed Newman (16) | |
| C - Jim Langer (9), Mark Dennard (7) | |
| RG - Larry Little (14), Eric Laakso (2) | |
| RT - Mike Current (16) | |
| TE - Bruce Hardy (14), *Ronnie Lee (2) | |
| WR - Nat Moore (14), Jimmy Cefalo (1) | |
| QB - Bob Griese (12), Don Strock (4) | |
| RB - Delvin Williams (13), Gary Davis (3) | |
| FB - Larry Csonka (16) | |
| 2nd TE - *Ronnie Lee (1) | |

| DEFENSE |
|--|
| LDE - Vern Den Herder (16) |
| NT - Bob Baumhower (16) |
| RDE - Doug Bettors (14), A.J. Duhe (2) |
| LOLB - Kim Bokamper (13), Bob Matheson (3) |
| LILB - Steve Towle (16) |
| RILB - Rusty Chambers (16) |
| ROLB - Larry Gordon (16) |
| LCB - Norris Thomas (16) |
| RCB - Gerald Small (16) |
| SS - Tim Foley (15), *Mike Kozlowski (1) |
| FS - Neal Colzie (16) |

* Indicates Rookie

| PASSING | ATT. | COMP. | YDS. | PCT. | TD | INT. | LG | SCK/LST | RATING |
|-----------------|------|-------|------|------|----|------|----|---------|--------|
| Griese | 310 | 176 | 2160 | 56.8 | 14 | 16 | 51 | 26/221 | 72.0 |
| Strock | 100 | 56 | 830 | 56.0 | 6 | 6 | 53 | 2/22 | 78.3 |
| Benjamin | 4 | 3 | 28 | 75.0 | 0 | 0 | 17 | 1/10 | 93.8 |
| Hardy | 1 | 0 | 0 | 0.0 | 0 | 0 | 0 | 0/0 | 39.6 |
| Williams | 1 | 0 | 0 | 0.0 | 0 | 0 | 0 | 0/0 | 39.6 |
| DOLPHINS | 416 | 235 | 3018 | 56.5 | 20 | 22 | 53 | 29/255 | 73.3 |
| OPPONENTS | 418 | 230 | 3051 | 55.0 | 17 | 23 | 78 | 36/314 | 69.0 |

1980 FINAL STATISTICS (8-8)

| DATE | OPPONENT | SCORE | W/L | ATT. |
|-------|----------------|-----------|-----|--------|
| 9/7 | at Buffalo | 7-17 | L | 79,598 |
| 9/14 | CINCINNATI | 17-16 | W | 38,322 |
| 9/21 | at Atlanta | 20-17 | W | 55,479 |
| 9/28 | NEW ORLEANS | 21-16 | W | 40,946 |
| 10/5 | BALTIMORE | 17-30 | L | 50,631 |
| 10/12 | at New England | 0-34 | L | 60,377 |
| 10/19 | BUFFALO | 17-14 | W | 41,636 |
| 10/27 | at N.Y. Jets | 14-17 | L | 53,046 |
| 11/2 | at Oakland | 10-16 | L | 46,378 |
| 11/9 | at Los Angeles | 35-14 | W | 62,198 |
| 11/16 | SAN FRANCISCO | 17-13 | W | 45,135 |
| 11/20 | SAN DIEGO | 24-27(OT) | L | 63,013 |
| 11/30 | at Pittsburgh | 10-23 | L | 51,384 |
| 12/8 | NEW ENGLAND | 16-13(OT) | W | 63,292 |
| 12/14 | at Baltimore | 24-14 | W | 30,564 |
| 12/20 | N.Y. JETS | 17-24 | L | 41,854 |

| TEAM STATISTICS | MIA. | OPP. |
|-----------------------------|---------|---------|
| TOTAL FIRST DOWNS | 284 | 309 |
| By Rushing | 107 | 107 |
| By Passing | 149 | 185 |
| By Penalty | 28 | 17 |
| Third Down: Made/Att. | 90/232 | 115/239 |
| TOTAL NET YARDS | 4564 | 5224 |
| Average Per Game | 285.3 | 326.5 |
| Total Plays | 1015 | 1062 |
| Average Per Play | 4.5 | 4.9 |
| NET YARDS RUSHING | 1876 | 2018 |
| Average Per Game | 117.3 | 126.1 |
| Total Rushes | 492 | 530 |
| NET YARDS PASSING | 2688 | 3206 |
| Average Per Game | 168.0 | 200.4 |
| Tackled/Yards Lost. | 31/265 | 27/233 |
| Gross Yards | 2953 | 3439 |
| Attempts/Completions. | 492/267 | 505/290 |
| Completion Percentage | 54.3 | 57.4 |
| Had Intercepted | 26 | 28 |
| PUNTS/AVERAGE | 79/41.5 | 72/37.3 |
| PENALTIES/YARDS | 74/567 | 108/923 |
| FUMBLES/BALL LOST | 33/16 | 31/17 |
| TOUCHDOWNS | 32 | 36 |
| By Rushing | 9 | 13 |
| By Passing | 21 | 21 |
| By Returns | 2 | 2 |

| Score By Quarters | 1 | 2 | 3 | 4 | OT | Total |
|-------------------|----|-----|----|-----|----|-------|
| DOLPHINS | 47 | 65 | 37 | 114 | 3 | 266 |
| OPPONENTS | 54 | 100 | 65 | 83 | 3 | 305 |

| RUSHING | NO. | YDS. | AVG. | LG | TD |
|-----------------|-----|------|------|----|----|
| Williams | 187 | 671 | 3.6 | 65 | 2 |
| Nathan | 60 | 327 | 5.5 | 18 | 1 |
| Robiskie | 78 | 250 | 3.2 | 36 | 2 |
| Woodley | 55 | 214 | 3.9 | 17 | 3 |
| Howell | 60 | 206 | 3.4 | 23 | 1 |
| Bennett | 43 | 187 | 4.3 | 19 | 0 |
| Giaquinto | 5 | 16 | 3.2 | 5 | 0 |
| Testerman | 1 | 5 | 5.0 | 5 | 0 |
| Moore | 1 | 3 | 3.0 | 3 | 0 |
| Giese | 1 | 0 | 0.0 | 0 | 0 |
| Strock | 1 | -3 | -3.0 | -3 | 0 |
| DOLPHINS | 492 | 1876 | 3.8 | 65 | 9 |
| OPPONENTS | 530 | 2018 | 3.8 | 53 | 13 |

| RECEIVING | NO. | YDS. | AVG. | LG | TD |
|-----------------|-----|------|------|----|----|
| Nathan | 57 | 588 | 10.3 | 61 | 5 |
| Moore | 47 | 564 | 12.0 | 33 | 7 |
| Harris | 33 | 583 | 17.7 | 54 | 2 |
| Williams | 31 | 207 | 6.7 | 19 | 0 |
| Giaquinto | 24 | 192 | 8.0 | 25 | 1 |
| Hardy | 19 | 159 | 8.4 | 19 | 2 |
| Rose | 13 | 149 | 11.5 | 50 | 0 |
| Robiskie | 13 | 60 | 4.6 | 15 | 0 |
| Cefalo | 11 | 199 | 18.1 | 52 | 1 |
| Lee | 7 | 83 | 11.9 | 41 | 2 |
| Howell | 5 | 38 | 7.6 | 13 | 0 |
| Bailey | 4 | 105 | 26.3 | 39 | 0 |
| Bennett | 3 | 26 | 8.7 | 19 | 1 |
| DOLPHINS | 267 | 2953 | 11.1 | 61 | 21 |
| OPPONENTS | 290 | 3439 | 11.9 | 61 | 21 |

| INTERCEPTIONS | NO. | YDS. | AVG. | LG | TD |
|------------------|-----|------|------|----|----|
| Small | 7 | 46 | 6.6 | 22 | 0 |
| McNeal | 5 | 17 | 3.4 | 15 | 0 |
| Bessillieu | 4 | 13 | 3.3 | 12 | 0 |
| Taylor | 3 | 55 | 18.3 | 44 | 0 |
| Rhone | 3 | 33 | 11.0 | 12 | 0 |
| Blackwood | 3 | 0 | 0.0 | 0 | 0 |
| Ortega | 1 | 17 | 17.0 | 17 | 0 |
| Gordon | 1 | 11 | 11.0 | 11 | 0 |
| Bokamper | 1 | 6 | 6.0 | 6 | 0 |
| DOLPHINS | 28 | 198 | 7.1 | 44 | 0 |
| OPPONENTS | 26 | 386 | 14.8 | 71 | 1 |

| PUNTING | NO. | YDS. | AVG. | LG | BK |
|-----------------|-----|------|------|----|----|
| Roberts | 77 | 3279 | 42.6 | 71 | 2 |
| DOLPHINS | 79 | 3279 | 41.5 | 71 | 2 |
| OPPONENTS | 72 | 2684 | 37.3 | 69 | 1 |

| PUNT RET. | NO. | YDS. | AVG. | LG | TD |
|------------------|-----|------|------|----|----|
| Nathan | 23 | 178 | 7.7 | 30 | 0 |
| Giaquinto | 7 | 35 | 5.0 | 15 | 0 |
| Bessillieu | 1 | 0 | 0.0 | 0 | 0 |
| Blackwood | 1 | 0 | 0.0 | 0 | 0 |
| DOLPHINS | 32 | 213 | 6.7 | 30 | 0 |
| OPPONENTS | 42 | 339 | 8.1 | 35 | 0 |

| KICKOFF RET. | NO. | YDS. | AVG. | LG | TD |
|------------------|-----|------|------|----|----|
| Bessillieu | 40 | 890 | 22.3 | 87 | 0 |
| Giaquinto | 9 | 146 | 16.2 | 22 | 0 |
| Nathan | 5 | 102 | 20.4 | 31 | 0 |
| Harris | 5 | 89 | 17.8 | 22 | 0 |
| Barnett | 1 | 7 | 7.0 | 7 | 0 |
| Allen | 1 | 0 | 0.0 | 0 | 0 |
| DOLPHINS | 61 | 1234 | 20.2 | 87 | 0 |
| OPPONENTS | 53 | 1210 | 22.8 | 52 | 0 |

| SCORING | Ru | Pa | Rt | PAT | FG | S | TP |
|--------------------|----|----|----|-------|-------|---|----|
| von Schamann | 0 | 0 | 0 | 32/32 | 14/23 | 0 | 74 |
| Moore | 0 | 7 | 0 | 0 | 0 | 0 | 42 |
| Nathan | 1 | 5 | 0 | 0 | 0 | 0 | 36 |
| Woodley | 3 | 0 | 0 | 0 | 0 | 0 | 18 |
| Giaquinto | 0 | 1 | 1 | 0 | 0 | 0 | 12 |
| Hardy | 0 | 2 | 0 | 0 | 0 | 0 | 12 |
| Harris | 0 | 2 | 0 | 0 | 0 | 0 | 12 |
| Lee | 0 | 2 | 0 | 0 | 0 | 0 | 12 |
| Robiskie | 2 | 0 | 0 | 0 | 0 | 0 | 12 |
| Williams | 2 | 0 | 0 | 0 | 0 | 0 | 12 |

| | | | | | | | |
|------------------|---|---|---|---|---|---|---|
| Bennett | 0 | 1 | 0 | 0 | 0 | 0 | 6 |
| Bessillieu | 0 | 0 | 1 | 0 | 0 | 0 | 6 |
| Cefalo | 0 | 1 | 0 | 0 | 0 | 0 | 6 |
| Howell | 1 | 0 | 0 | 0 | 0 | 0 | 6 |

| | | | | | | | |
|-----------------|----|----|---|-------|-------|---|-----|
| DOLPHINS | 9 | 21 | 2 | 32/32 | 14/23 | 0 | 266 |
| OPPONENTS | 13 | 21 | 2 | 33/36 | 18/25 | 1 | 305 |

| FIELD GOALS | 1-19 | 20-29 | 30-39 | 40-49 | 50+ |
|--------------------|------|-------|-------|-------|-----|
| von Schamann | 0/0 | 9/10 | 3/5 | 2/5 | 0/3 |
| DOLPHINS | 0/0 | 9/10 | 3/5 | 2/5 | 0/3 |
| OPPONENTS | 0/0 | 2/2 | 12/14 | 4/8 | 0/1 |

| SACKS |
|--|
| Bokamper 5.5, Duhe 5.5, Baumhower 4.0, Betters 4.0, Gordon 3.0, Bessillieu 2.0, Den Herder 2.0, Rhone 1.0. |

| |
|-------------------------------|
| DOLPHINS 27.0, OPPONENTS 31.0 |
|-------------------------------|

| STARTERS |
|--|
| OFFENSE |
| WR – Nat Moore (16) |
| LT – Jon Giesler (10), Cleveland Green (3), Bob Kuechenberg (3) |
| LG – Bob Kuechenberg (13), Ed Newman (3) |
| C – Mark Dennard (16) |
| RG – Ed Newman (13), Larry Little (3) |
| RT – Eric Laakso (16) |
| TE – Ronnie Lee (13) |
| TE – Bruce Hardy (12) |
| WR – Jimmy Cefalo (4), Durriel Harris (3) |
| QB – David Woodley (11), Bob Griese (3), Don Strock (2) |
| RB – Delvin Williams (10), Tony Nathan (6) |
| FB – Steve Howell (8), Terry Robiskie (5), Woody Bennett (3) |

| DEFENSE |
|---|
| LDE – Vern Den Herder (16) |
| NT – Bob Baumhower (16) |
| RDE – Doug Betters (16) |
| LOLB – Kim Bokamper (16) |
| LILB – Rusty Chambers (8), Ralph Ortega (6), A.J. Duhe (2), |
| RILB – A.J. Duhe (12), Rusty Chambers (4), |
| ROLB – A.J. Duhe (1), Larry Gordon (14), Earnie Rhone (1) |
| LCB – Don McNeal (13), Ed Taylor (3) |
| RCB – Gerald Small (16) |
| SS – Glenn Blackwood (10), Don Bessillieu (3), Tim Foley (3) |
| FS – Don Bessillieu (10), Glenn Blackwood (6) |

* Indicates Rookie

| PASSING | ATT. | COMP. | YDS. | PCT. | TD | INT. | LG | SCK/LST | RATING |
|-----------------|------|-------|------|------|----|------|----|---------|--------|
| Woodley | 327 | 176 | 1850 | 53.8 | 14 | 17 | 61 | 17/127 | 63.1 |
| Giese | 100 | 61 | 790 | 61.0 | 6 | 4 | 54 | 9/89 | 89.2 |
| Strock | 62 | 30 | 313 | 48.4 | 1 | 5 | 33 | 5/49 | 35.1 |
| Moore | 1 | 0 | 0 | 0.0 | 0 | 0 | 0 | 0/0 | 39.6 |
| Nathan | 1 | 0 | 0 | 0.0 | 0 | 0 | 0 | 0/0 | 39.6 |
| Williams | 1 | 0 | 0 | 0.0 | 0 | 0 | 0 | 0/0 | 39.6 |
| DOLPHINS | 492 | 267 | 2953 | 54.3 | 21 | 26 | 61 | 31/265 | 64.6 |
| OPPONENTS | 505 | 290 | 3439 | 57.4 | 21 | 28 | 61 | 27/233 | 69.1 |

1981 FINAL STATISTICS (11-4-1)

| DATE | OPPONENT | SCORE | W/L | ATT. |
|-------|----------------|-----------|-----|--------|
| 9/6 | at St. Louis | 20-7 | W | 50,351 |
| 9/10 | PITTSBURGH | 30-10 | W | 74,190 |
| 9/20 | at Houston | 16-10 | W | 47,379 |
| 9/27 | at Baltimore | 31-28 | W | 41,630 |
| 10/4 | N.Y. JETS | 28-28(OT) | T | 68,723 |
| 10/12 | at Buffalo | 21-31 | L | 78,576 |
| 10/18 | WASHINGTON | 13-10 | W | 47,367 |
| 10/25 | at Dallas | 27-28 | L | 64,221 |
| 11/1 | BALTIMORE | 27-10 | W | 46,061 |
| 11/8 | at New England | 30-27(OT) | W | 60,436 |
| 11/15 | OAKLAND | 17-33 | L | 61,777 |
| 11/22 | at N.Y. Jets | 15-16 | L | 59,962 |
| 11/30 | PHILADELPHIA | 13-10 | W | 67,797 |
| 12/6 | NEW ENGLAND | 24-14 | W | 50,421 |
| 12/13 | at Kansas City | 17-7 | W | 57,407 |
| 12/19 | BUFFALO | 16-6 | W | 72,956 |

| TEAM STATISTICS | MIA. | OPP. |
|-----------------------------|---------|---------|
| TOTAL FIRST DOWNS | 306 | 296 |
| By Rushing | 123 | 124 |
| By Passing | 157 | 160 |
| By Penalty | 26 | 12 |
| Third Down: Made/Att. | 86/225 | 81/214 |
| TOTAL NET YARDS | 5322 | 5363 |
| Average Per Game | 332.6 | 335.2 |
| Total Plays | 1063 | 1039 |
| Average Per Play | 5.0 | 5.2 |
| NET YARDS RUSHING | 2173 | 2032 |
| Average Per Game | 135.8 | 127.0 |
| Total Rushes | 535 | 492 |
| NET YARDS PASSING | 3149 | 3331 |
| Average Per Game | 196.8 | 208.2 |
| Tackled/Yards Lost | 30/236 | 38/314 |
| Gross Yards | 3385 | 3645 |
| Attempts/Completions | 498/271 | 509/297 |
| Completion Percentage | 54.4 | 58.3 |
| Had Intercepted | 21 | 18 |
| PUNTS/AVERAGE | 83/40.8 | 87/41.0 |
| PENALTIES/YARDS | 71/541 | 104/886 |
| FUMBLES/BALL LOST | 26/10 | 30/15 |
| TOUCHDOWNS | 39 | 33 |
| By Rushing | 18 | 10 |
| By Passing | 18 | 23 |
| By Returns | 3 | 0 |

| Score By Quarters | 1 | 2 | 3 | 4 | OT | Total |
|-------------------|----|-----|----|----|----|-------|
| DOLPHINS | 41 | 110 | 97 | 94 | 3 | 345 |
| OPPONENTS | 72 | 92 | 30 | 81 | 0 | 275 |

| RUSHING | NO. | YDS. | AVG. | LG | TD |
|-----------------|-----|------|------|----|----|
| Nathan | 147 | 782 | 5.3 | 46 | 5 |
| Franklin | 201 | 711 | 3.5 | 29 | 7 |
| Woodley | 63 | 272 | 4.3 | 26 | 4 |
| Hill | 37 | 146 | 3.9 | 24 | 1 |
| Vigorito | 35 | 116 | 3.3 | 30 | 1 |
| Bennett | 28 | 104 | 3.7 | 12 | 0 |
| Giaquinto | 3 | 31 | 10.3 | 20 | 0 |
| Howell | 5 | 21 | 4.2 | 9 | 0 |
| Orosz | 1 | 13 | 13.0 | 13 | 0 |
| Moore | 1 | 3 | 3.0 | 3 | 0 |
| Strock | 14 | -26 | -1.9 | 9 | 0 |
| DOLPHINS | 535 | 2173 | 4.1 | 46 | 18 |
| OPPONENTS | 492 | 2032 | 4.1 | 28 | 10 |

| RECEIVING | NO. | YDS. | AVG. | LG | TD |
|--------------|-----|------|------|----|----|
| Harris | 53 | 911 | 17.2 | 55 | 2 |

| | | | | | |
|-----------------|----|-----|------|----|---|
| Nathan | 50 | 452 | 9.0 | 31 | 3 |
| Vigorito | 33 | 237 | 7.2 | 31 | 2 |
| Cefalo | 29 | 631 | 21.8 | 69 | 3 |
| Moore | 26 | 452 | 17.4 | 52 | 2 |
| Rose | 23 | 316 | 13.7 | 50 | 2 |
| Hardy | 15 | 174 | 11.6 | 21 | 0 |
| Lee | 14 | 64 | 4.6 | 11 | 1 |
| Hill | 12 | 73 | 6.1 | 16 | 1 |
| Giaquinto | 7 | 38 | 5.4 | 16 | 1 |
| Bennett | 4 | 22 | 5.5 | 10 | 0 |
| Franklin | 3 | 6 | 2.0 | 3 | 1 |
| Howell | 2 | 9 | 4.5 | 5 | 0 |

| | | | | | |
|----------------|-----|------|------|----|----|
| DOLPHINS | 271 | 3385 | 12.5 | 69 | 18 |
| OPPONENTS | 297 | 3645 | 12.3 | 76 | 23 |

| INTERCEPTIONS | NO. | YDS. | AVG. | LG | TD |
|--------------------|-----|------|------|----|----|
| G. Blackwood | 4 | 124 | 31.0 | 39 | 0 |
| Kozlowski | 3 | 37 | 12.3 | 29 | 0 |
| Rhone | 3 | 35 | 11.7 | 16 | 0 |
| L. Blackwood | 3 | 12 | 4.0 | 11 | 0 |
| Brudzinski | 2 | 35 | 17.5 | 19 | 0 |
| Duhe | 1 | 11 | 11.0 | 11 | 0 |
| Walker | 1 | 0 | 0.0 | 0 | 0 |
| Bessilleu | 1 | 0 | 0.0 | 0 | 0 |

| | | | | | |
|----------------|----|-----|------|----|---|
| DOLPHINS | 18 | 254 | 14.1 | 39 | 0 |
| OPPONENTS | 21 | 288 | 13.7 | 39 | 0 |

| PUNTING | NO. | YDS. | AVG. | LG | BK |
|----------------|-----|------|------|----|----|
| Orosz | 83 | 3386 | 40.8 | 61 | 0 |
| DOLPHINS | 83 | 3386 | 40.8 | 61 | 0 |
| OPPONENTS | 87 | 3565 | 41.0 | 59 | 0 |

| PUNT RET. | NO. | YDS. | AVG. | LG | TD |
|--------------------|-----|------|------|----|----|
| Vigorito | 36 | 379 | 10.5 | 87 | 1 |
| Walker | 5 | 50 | 10.0 | 17 | 0 |
| G. Blackwood | 2 | 8 | 4.0 | 6 | 0 |
| Bessilleu | 1 | 12 | 12.0 | 12 | 0 |
| Kozlowski | 1 | 9 | 9.0 | 9 | 0 |
| DOLPHINS | 45 | 458 | 10.2 | 87 | 1 |
| OPPONENTS | 45 | 286 | 6.4 | 22 | 0 |

| KICKOFF RET. | NO. | YDS. | AVG. | LG | TD |
|-----------------|-----|------|------|----|----|
| Walker | 38 | 932 | 24.5 | 90 | 1 |
| Bessilleu | 7 | 114 | 16.3 | 30 | 0 |
| Vigorito | 4 | 84 | 12.0 | 25 | 0 |
| Kozlowski | 1 | 40 | 40.0 | 40 | 0 |
| Giaquinto | 1 | 22 | 22.0 | 22 | 0 |
| Harris | 1 | 20 | 20.0 | 20 | 0 |
| Hill | 1 | 20 | 20.0 | 20 | 0 |
| Rose | 1 | 5 | 5.0 | 5 | 0 |
| DOLPHINS | 54 | 1228 | 22.7 | 90 | 1 |
| OPPONENTS | 61 | 1218 | 20.0 | 41 | 0 |

| SCORING | Ru | Pa | Rt | PAT | FG | S | TP |
|--------------------|----|----|----|-------|-------|---|-----|
| von Schamann | 0 | 0 | 0 | 37/38 | 24/31 | 0 | 109 |
| Nathan | 5 | 3 | 0 | 0 | 0 | 0 | 48 |
| Franklin | 7 | 1 | 0 | 0 | 0 | 0 | 48 |
| Woodley | 4 | 0 | 0 | 0 | 0 | 0 | 24 |
| Vigorito | 1 | 2 | 1 | 0 | 0 | 0 | 24 |
| Cefalo | 0 | 3 | 0 | 0 | 0 | 0 | 18 |
| Moore | 0 | 2 | 0 | 0 | 0 | 0 | 12 |
| Harris | 0 | 2 | 0 | 0 | 0 | 0 | 12 |
| Hill | 1 | 1 | 0 | 0 | 0 | 0 | 12 |
| Rose | 0 | 2 | 0 | 0 | 0 | 0 | 12 |
| Giaquinto | 0 | 1 | 0 | 0 | 0 | 0 | 6 |
| Kozlowski | 0 | 0 | 1 | 0 | 0 | 0 | 6 |

| | | | | | | | |
|--------------|---|---|---|---|---|---|---|
| Lee | 0 | 1 | 0 | 0 | 0 | 0 | 6 |
| Walker | 0 | 0 | 1 | 0 | 0 | 0 | 6 |
| Gordon | 0 | 0 | 0 | 0 | 0 | 1 | 2 |

| | | | | | | | |
|----------------|----|----|---|-------|-------|---|-----|
| DOLPHINS | 18 | 18 | 3 | 37/39 | 24/31 | 1 | 345 |
| OPPONENTS | 10 | 23 | 0 | 33/33 | 14/21 | 0 | 275 |

| FIELD GOALS | 1-19 | 20-29 | 30-39 | 40-49 | 50+ |
|--------------------|------|-------|-------|-------|-----|
| von Schamann | 0/0 | 9/9 | 11/12 | 4/10 | 0/0 |
| DOLPHINS | 0/0 | 9/9 | 11/12 | 4/10 | 0/0 |
| OPPONENTS | 0/0 | 4/6 | 5/5 | 5/8 | 0/2 |

| SACKS |
|--|
| Baumhower 9.0, Bokamper 7.5, Duhe 7.5, Rhone 6.0, Betters 5.0, Gordon 1.0, Den Herder 1.0, G. Blackwood 1.0. |

| STARTERS | |
|---|--|
| OFFENSE | |
| WR - Duriel Harris (10), Jimmy Cefalo (6) | |
| LT - Jon Giesler (16) | |
| LG - Bob Kuechenberg (9), Jeff Toews (7) | |
| C - Mark Dennard (11), Dwight Stephenson (5) | |
| RG - Ed Newman (16) | |
| RT - Eric Laakso (16) | |
| TE - Ronnie Lee (16) | |
| WR - Nat Moore (11) | |
| QB - David Woodley (15), Don Strock (1) | |
| RB - Tony Nathan (11), Eddie Hill (2), Steve Howell (1), Tommy Vigorito (1) | |
| FB - Andra Franklin (11), Woody Bennett (3), Steve Howell (1), Eddie Hill (1) | |
| 2nd TE - Bruce Hardy (6) | |

| DEFENSE | |
|--|--|
| LDE - Doug Betters (15), Vern Den Herder (1) | |
| NT - Bob Baumhower (16) | |
| RDE - Vern Den Herder (13), Bill Barnett (2), Kim Bokamper (1) | |
| LOLB - Bob Brudzinski (16) | |
| LILB - A.J. Duhe (16) | |
| RILB - Earnie Rhone (16) | |
| ROLB - Larry Gordon (16) | |
| LCB - Don McNeal (12), Fulton Walker (2), Ed Taylor (2) | |
| RCB - Gerald Small (16) | |
| SS - Glenn Blackwood (16) | |
| FS - Lyle Blackwood (10), Don Bessilleu (6) | |

* Indicates Rookie

| PASSING | ATT. | COMP. | YDS. | PCT. | TD | INT. | LG | SCK/LST | RATING |
|-----------------|------|-------|------|-------|----|------|----|---------|--------|
| Woodley | 366 | 191 | 2470 | 52.2 | 12 | 13 | 69 | 24/191 | 69.8 |
| Strock | 130 | 79 | 901 | 60.1 | 6 | 8 | 52 | 6/45 | 71.1 |
| Hill | 1 | 1 | 14 | 100.0 | 0 | 0 | 14 | 0/0 | 118.8 |
| Nathan | 1 | 0 | 0 | 0.0 | 0 | 0 | 0 | 0.0 | 39.6 |
| DOLPHINS | 498 | 271 | 3385 | 54.4 | 18 | 21 | 69 | 30/236 | 70.3 |
| OPPONENTS | 509 | 297 | 3645 | 58.3 | 23 | 18 | 76 | 38/314 | 80.2 |

1982 FINAL STATISTICS (7-2)

| DATE | OPPONENT | SCORE | W/L | ATT. |
|-------|----------------|-------|-----|--------|
| 9/12 | at N.Y. Jets | 45-28 | W | 53,360 |
| 9/19 | BALTIMORE | 24-20 | W | 51,999 |
| 9/21 | at Buffalo | 9-7 | W | 52,945 |
| 11/29 | at Tampa Bay | 17-23 | L | 54,854 |
| 12/5 | MINNESOTA | 22-14 | W | 45,721 |
| 12/12 | at New England | 0-3 | L | 25,716 |
| 12/18 | N.Y. JETS | 20-19 | W | 67,307 |
| 12/27 | BUFFALO | 27-10 | W | 73,924 |
| 1/2 | at Baltimore | 34-7 | W | 19,073 |

| TEAM STATISTICS | MIA. | OPP. |
|-----------------------------|---------|---------|
| TOTAL FIRST DOWNS | 165 | 147 |
| By Rushing | 84 | 77 |
| By Passing | 66 | 65 |
| By Penalty | 15 | 5 |
| Third Down: Made/Att. | 52/124 | 46/118 |
| Fourth Down: Made/Att. .. | 5/8 | 8/10 |
| TOTAL NET YARDS | 2658 | 2312 |
| Average Per Game | 295.3 | 256.8 |
| Total Plays | 582 | 548 |
| Average Per Play | 4.6 | 4.2 |
| NET YARDS RUSHING | 1344 | 1285 |
| Average Per Game | 149.3 | 142.8 |
| Total Rushes | 333 | 293 |
| NET YARDS PASSING | 1314 | 1027 |
| Average Per Game | 146.0 | 114.1 |
| Tackled/Yards Lost. | 12/87 | 29/254 |
| Gross Yards | 1401 | 1281 |
| Attempts/Completions. | 238/129 | 226/119 |
| Completion Percentage | 54.2 | 52.7 |
| Had Intercepted | 13 | 19 |
| PUNTS/AVERAGE | 35/38.7 | 40/40.1 |
| PENALTIES/YARDS | 34/240 | 57/461 |
| FUMBLES/BALL LOST | 15/10 | 17/8 |
| TOUCHDOWNS | 22 | 15 |
| By Rushing | 11 | 7 |
| By Passing | 8 | 7 |
| By Returns | 3 | 1 |

| Score By Quarters | 1 | 2 | 3 | 4 | OT | Total |
|-------------------|----|----|----|----|----|-------|
| DOLPHINS | 54 | 43 | 64 | 37 | 0 | 198 |
| OPPONENTS | 26 | 58 | 10 | 37 | 0 | 131 |

| RUSHING | NO. | YDS. | AVG. | LG | TD |
|-----------------|-----|------|------|----|----|
| Franklin | 177 | 701 | 4.0 | 25 | 7 |
| Nathan | 66 | 233 | 3.5 | 15 | 1 |
| Woodley | 36 | 207 | 5.8 | 29 | 2 |
| Vigorito | 19 | 99 | 5.2 | 33 | 1 |
| Hill | 13 | 51 | 3.9 | 13 | 0 |
| Diana | 8 | 31 | 3.9 | 7 | 0 |
| Bennett | 9 | 15 | 1.7 | 5 | 0 |
| Harris | 1 | 13 | 13.0 | 13 | 0 |
| Strock | 3 | -9 | -3.0 | 0 | 0 |
| DOLPHINS | 333 | 1344 | 4.0 | 33 | 11 |
| OPPONENTS | 284 | 1285 | 4.5 | 62 | 7 |

| RECEIVING | NO. | YDS. | AVG. | LG | TD |
|----------------|-----|------|------|----|----|
| Vigorito | 24 | 186 | 7.8 | 26 | 0 |
| Harris | 22 | 331 | 15.0 | 45 | 1 |
| Cefalo | 17 | 356 | 20.9 | 46 | 1 |
| Rose | 16 | 182 | 11.4 | 44 | 2 |
| Nathan | 16 | 114 | 7.1 | 16 | 0 |
| Hardy | 12 | 66 | 5.5 | 19 | 2 |
| Moore | 8 | 82 | 10.3 | 23 | 1 |
| Hill | 6 | 33 | 5.5 | 10 | 0 |

| PASSING | ATT. | COMP. | YDS. | PCT. | TD | INT. | LG | SCK/LST | RATING |
|----------------|------|-------|------|------|----|------|----|---------|--------|
| Woodley | 179 | 98 | 1080 | 54.7 | 5 | 8 | 46 | 10/72 | 63.5 |
| Strock | 55 | 30 | 306 | 54.5 | 2 | 5 | 43 | 2/5 | 44.8 |
| Nathan | 2 | 1 | 15 | 50.0 | 1 | 0 | 15 | 0/0 | 114.6 |
| Hill | 1 | 0 | 0 | 0.0 | 0 | 0 | 0 | 0/0 | 39.6 |
| Jensen | 1 | 0 | 0 | 0.0 | 0 | 0 | 0 | 0/0 | 39.6 |
| DOLPHINS..... | 238 | 129 | 1401 | 54.2 | 8 | 13 | 46 | 12/77 | 60.8 |
| OPPONENTS..... | 226 | 119 | 1281 | 52.7 | 7 | 19 | 53 | 29/243 | 44.9 |

| | | | | | |
|----------------|---|----|------|-----|---|
| Franklin | 3 | 9 | 3.0 | 6 | 0 |
| Diana | 2 | 21 | 10.5 | 13 | 0 |
| Lee | 2 | 6 | 3.0 | 5 | 0 |
| Woodley | 1 | 15 | 15.0 | 15t | 1 |

| | | | | | |
|-----------------|-----|------|------|----|---|
| DOLPHINS | 129 | 1401 | 10.9 | 46 | 8 |
| OPPONENTS | 119 | 1281 | 10.8 | 53 | 7 |

| INTERCEPTIONS | NO. | YDS. | AVG. | LG | TD |
|------------------|-----|------|------|-----|----|
| McNeal | 4 | 42 | 10.5 | 23 | 1 |
| Walker | 3 | 54 | 18.0 | 30 | 0 |
| G. Blackwood .. | 2 | 42 | 21.0 | 35t | 1 |
| L. Blackwood.. | 2 | 41 | 20.5 | 21 | 0 |
| Small | 2 | 41 | 20.5 | 21 | 0 |
| Kozlowski | 1 | 36 | 36.0 | 36 | 0 |
| Gordon | 1 | 15 | 15.0 | 15 | 0 |
| Brudzinski | 1 | 5 | 5.0 | 5 | 0 |
| Rhone | 1 | 4 | 4.0 | 4 | 0 |
| Bokamper | 1 | 1 | 1.0 | 1 | 0 |
| Duhe | 1 | 0 | 0.0 | 0 | 0 |

| | | | | | |
|-----------------|----|-----|------|----|---|
| DOLPHINS | 19 | 281 | 14.8 | 36 | 2 |
| OPPONENTS | 13 | 96 | 7.4 | 51 | 0 |

| PUNTING | NO. | YDS. | AVG. | LG | BK |
|-------------|-----|------|------|----|----|
| Orosz | 35 | 1353 | 38.7 | 61 | 0 |

| | | | | | |
|-----------------|----|------|------|----|---|
| DOLPHINS | 35 | 1353 | 38.7 | 61 | 0 |
| OPPONENTS | 40 | 1605 | 40.1 | 61 | 0 |

| PUNT RET. | NO. | YDS. | AVG. | LG | TD |
|-----------------|-----|------|------|-----|----|
| Vigorito | 20 | 192 | 9.6 | 59t | 1 |
| G. Blackwood .. | 2 | 2 | 1.0 | 2 | 0 |
| DOLPHINS | 22 | 194 | 8.8 | 59t | 1 |
| OPPONENTS | 14 | 77 | 5.5 | 22 | 0 |

| KICKOFF RET. | NO. | YDS. | AVG. | LG | TD |
|-----------------|-----|------|------|----|----|
| Walker | 20 | 433 | 21.7 | 32 | 0 |
| Heflin | 2 | 49 | 24.5 | 31 | 0 |
| Diana | 1 | 15 | 15.0 | 15 | 0 |
| Kozlowski | 1 | 10 | 10.0 | 10 | 0 |

| | | | | | |
|-----------------|----|-----|------|----|---|
| DOLPHINS | 24 | 507 | 21.3 | 32 | 0 |
| OPPONENTS | 33 | 704 | 21.3 | 66 | 0 |

| SCORING | Ru | Pa | Rt | PAT | FG | S | TP |
|-----------------|----|----|----|-------|-------|---|----|
| von Schamann .. | 0 | 0 | 0 | 21/22 | 15/20 | 0 | 66 |
| Franklin | 7 | 0 | 0 | 0 | 0 | 0 | 42 |
| Woodley | 2 | 1 | 0 | 0 | 0 | 0 | 18 |
| Hardy | 0 | 2 | 0 | 0 | 0 | 0 | 12 |
| Rose | 0 | 2 | 0 | 0 | 0 | 0 | 12 |
| Vigorito | 1 | 0 | 1 | 0 | 0 | 0 | 12 |
| G. Blackwood .. | 0 | 0 | 1 | 0 | 0 | 0 | 6 |
| Cefalo | 0 | 1 | 0 | 0 | 0 | 0 | 6 |
| Harris | 0 | 1 | 0 | 0 | 0 | 0 | 6 |
| McNeal | 0 | 0 | 1 | 0 | 0 | 0 | 6 |
| Moore | 0 | 1 | 0 | 0 | 0 | 0 | 6 |
| Nathan | 1 | 0 | 0 | 0 | 0 | 0 | 6 |

| | | | | | | | |
|-----------------|----|---|---|-------|-------|---|-----|
| DOLPHINS | 11 | 8 | 3 | 21/22 | 15/20 | 0 | 198 |
| OPPONENTS | 7 | 7 | 1 | 14/15 | 9/15 | 0 | 131 |

| FIELD GOALS | 1-19 | 20-29 | 30-39 | 40-49 | 50+ |
|-----------------|------|-------|-------|-------|-----|
| von Schamann .. | 0/0 | 8/9 | 4/5 | 3/5 | 0/1 |

| | | | | | |
|-----------------|-----|-----|-----|-----|-----|
| DOLPHINS | 0/0 | 8/9 | 4/5 | 3/5 | 0/1 |
| OPPONENTS | 0/1 | 2/3 | 3/6 | 3/4 | 1/1 |

| SACKS | | |
|------------|------|---------------------------|
| Brudzinski | 4.5, | Gordon 4.0, Betteres 4.0, |

Bokamper 3.5, Duhe 3.0, Baumhower 2.0, G. Blackwood 2.0, Bowser 2.0, Rhone 2.0, L. Blackwood 1.0, Hester 1.0.

DOLPHINS 29.0, OPPONENTS 12.0

| STARTERS |
|--|
| OFFENSE |
| WR - Jimmy Cefalo (9) |
| LT - Jon Giesler (9) |
| LG - Bob Kuechenberg (9) |
| C - Dwight Stephenson (9) |
| RG - Ed Newman (9) |
| RT - Eric Laakso (9) |
| TE - Ronnie Lee (5), Bruce Hardy (4) |
| WR - Duriel Harris (9) |
| QB - David Woodley (9) |
| RB - Tony Nathan (7), Tom Vigorito (1) |
| FB - Andra Franklin (9) |
| 2nd TE - Bruce Hardy (1) |

| DEFENSE |
|---|
| LDE - Doug Betteres (7), Bill Barnett (1), Kim Bokamper (1) |
| NT - Bob Baumhower (8) |
| RDE - Kim Bokamper (6), Bill Barnett (3) |
| LOLB - Bob Brudzinski (9) |
| ILB - A.J. Duhe (9) |
| RILB - Earnie Rhone (9) |
| ROLB - Larry Gordon (9) |
| LCB - Don McNeal (9) |
| RCB - Gerald Small (9) |
| SS - Glenn Blackwood (9) |
| FS - Lyle Blackwood (9) |

1983 FINAL STATISTICS (12-4)

| DATE | OPPONENT | SCORE | W/L | ATT. |
|-------|------------------|-----------|-----|--------|
| 9/4 | at Buffalo | 12-0 | W | 78,715 |
| 9/11 | NEW ENGLAND | 34-24 | W | 59,343 |
| 9/19 | at L.A. Raiders | 14-27 | L | 57,796 |
| 9/25 | KANSAS CITY | 14-6 | W | 50,785 |
| 10/2 | at New Orleans | 7-17 | L | 66,489 |
| 10/9 | BUFFALO | 35-38(OT) | L | 59,948 |
| 10/16 | at N.Y. Jets | 32-14 | W | 58,615 |
| 10/23 | at Baltimore | 21-7 | W | 32,343 |
| 10/30 | L.A. RAMS | 30-14 | W | 72,175 |
| 11/6 | at San Francisco | 20-17 | W | 57,832 |
| 11/13 | at New England | 6-17 | L | 60,771 |
| 11/20 | BALTIMORE | 37-0 | W | 54,482 |
| 11/28 | CINCINNATI | 38-14 | W | 74,506 |
| 12/4 | at Houston | 24-17 | W | 39,434 |
| 12/10 | ATLANTA | 31-24 | W | 56,725 |
| 12/16 | N.Y. JETS | 34-14 | W | 59,975 |

| TEAM STATISTICS | MIA. | OPP. |
|-----------------------------|---------|---------|
| TOTAL FIRST DOWNS | 314 | 288 |
| By Rushing | 132 | 122 |
| By Passing | 151 | 147 |
| By Penalty | 31 | 19 |
| Third Down: Made/Att. | 79/211 | 78/204 |
| Fourth Down: Made/Att. ... | 9/14 | 5/10 |
| TOTAL NET YARDS | 5195 | 5139 |
| Average Per Game | 324.7 | 321.2 |
| Total Plays | 1033 | 992 |
| Average Per Play | 5.0 | 5.2 |
| NET YARDS RUSHING | 2150 | 2037 |
| Average Per Game | 134.4 | 127.3 |
| Total Rushes | 568 | 460 |
| NET YARDS PASSING | 3045 | 3002 |
| Average Per Game | 190.3 | 187.6 |
| Tackled/Yards Lost. | 23/190 | 49/363 |
| Gross Yards | 3235 | 3365 |
| Attempts/Completions. | 442/254 | 480/277 |
| Completion Percentage | 57.5 | 57.7 |
| Had Intercepted | 11 | 26 |
| PUNTS/AVERAGE | 75/42.5 | 90/40.8 |
| PENALTIES/YARDS | 64/567 | 95/836 |
| FUMBLES/BALL LOST | 30/16 | 39/18 |
| TOUCHDOWNS | 48 | 32 |
| By Rushing | 16 | 11 |
| By Passing | 28 | 19 |
| By Returns | 4 | 2 |

| Score By Quarters | 1 | 2 | 3 | 4 | OT | Total |
|-------------------|----|-----|----|-----|----|-------|
| DOLPHINS | 56 | 135 | 91 | 107 | 0 | 389 |
| OPPONENTS | 62 | 68 | 44 | 73 | 3 | 250 |

| RUSHING | NO. | YDS. | AVG. | LG | TD |
|------------------|-----|------|------|----|----|
| Franklin | 224 | 746 | 3.3 | 18 | 8 |
| Nathan | 151 | 685 | 4.5 | 40 | 3 |
| Overstreet | 85 | 392 | 4.6 | 44 | 1 |
| Bennett | 49 | 197 | 4.0 | 25 | 2 |
| Woodley | 19 | 78 | 4.1 | 15 | 0 |
| Marino | 28 | 45 | 1.6 | 15 | 2 |
| Hill | 2 | 12 | 6.0 | 10 | 0 |
| Clayton | 2 | 9 | 4.5 | 9 | 0 |
| Hardy | 1 | 2 | 2.0 | 2 | 0 |
| Harris | 1 | 0 | 0.0 | 0 | 0 |
| Strock | 6 | -16 | -2.7 | -2 | 0 |
| DOLPHINS | 568 | 2150 | 3.8 | 44 | 16 |
| OPPONENTS | 460 | 2037 | 4.4 | 55 | 11 |

| RECEIVING | NO. | YDS. | AVG. | LG | TD |
|------------------|-----|------|------|----|----|
| Nathan | 52 | 461 | 8.9 | 25 | 1 |
| Duper | 51 | 1003 | 19.7 | 85 | 10 |
| Moore | 39 | 558 | 14.3 | 66 | 6 |
| Rose | 29 | 345 | 11.9 | 37 | 3 |
| Johnson | 24 | 189 | 7.9 | 33 | 4 |
| Hardy | 22 | 202 | 9.2 | 25 | 0 |
| Harris | 15 | 260 | 17.3 | 64 | 1 |
| Overstreet | 8 | 55 | 6.9 | 20 | 2 |
| Clayton | 6 | 114 | 19.0 | 39 | 1 |
| Bennett | 6 | 35 | 5.8 | 9 | 0 |
| Vigorito | 1 | 7 | 7.0 | 7 | 0 |
| Woodley | 1 | 6 | 6.0 | 6 | 0 |
| DOLPHINS | 254 | 3235 | 12.7 | 85 | 28 |
| OPPONENTS | 277 | 3365 | 12.1 | 80 | 19 |

| INTERCEPTIONS | NO. | YDS. | AVG. | LG | TD |
|--------------------|-----|------|------|----|----|
| Judson | 6 | 60 | 10.0 | 29 | 0 |
| Small | 5 | 60 | 12.0 | 28 | 0 |
| L. Blackwood | 4 | 77 | 19.3 | 45 | 0 |
| G. Blackwood | 3 | 0 | 0.0 | 0 | 0 |
| Kozlowski | 2 | 73 | 36.5 | 38 | 2 |
| Bokamper | 2 | 43 | 21.5 | 24 | 1 |
| Rhone | 1 | 15 | 15.0 | 15 | 0 |
| Lankford | 1 | 10 | 10.0 | 10 | 0 |
| Walker | 1 | 7 | 7.0 | 7 | 0 |
| Brown | 1 | 0 | 0.0 | 0 | 0 |
| DOLPHINS | 26 | 345 | 13.3 | 45 | 3 |
| OPPONENTS | 11 | 203 | 18.6 | 45 | 1 |

| PUNTING | NO. | YDS. | AVG. | LG | BK |
|----------------|-----|------|------|----|----|
| Roby | 74 | 3189 | 43.1 | 64 | 1 |
| DOLPHINS | 75 | 3189 | 42.5 | 64 | 1 |
| OPPONENTS | 90 | 3674 | 40.8 | 63 | 1 |

| PUNT RET. | NO. | YDS. | AVG. | LG | TD |
|--------------------|-----|------|------|----|----|
| Clayton | 41 | 392 | 9.6 | 60 | 1 |
| Walker | 8 | 86 | 10.8 | 23 | 0 |
| Kozlowski | 2 | 12 | 6.0 | 11 | 0 |
| Vigorito | 1 | 62 | 62.0 | 62 | 0 |
| Heflin | 1 | 19 | 19.0 | 19 | 0 |
| G. Blackwood | 1 | 10 | 10.0 | 10 | 0 |
| Sowell | 1 | 0 | 0.0 | 0 | 0 |
| DOLPHINS | 55 | 581 | 10.6 | 62 | 1 |
| OPPONENTS | 32 | 229 | 7.2 | 24 | 0 |

| KICKOFF RET. | NO. | YDS. | AVG. | LG | TD |
|-----------------|-----|------|------|----|----|
| Walker | 36 | 962 | 26.7 | 78 | 0 |
| Kozlowski | 4 | 50 | 12.5 | 23 | 0 |
| Nathan | 3 | 15 | 5.0 | 12 | 0 |
| Heflin | 1 | 27 | 27.0 | 27 | 0 |
| Clayton | 1 | 25 | 25.0 | 25 | 0 |
| Bennett | 1 | 0 | 0.0 | 0 | 0 |
| DOLPHINS | 47 | 1085 | 23.1 | 78 | 0 |
| OPPONENTS | 54 | 1024 | 19.0 | 40 | 0 |

| SCORING | Ru | Pa | Rt | PAT | FG | S | TP |
|--------------------|----|----|----|-------|-------|---|-----|
| von Schamann | 0 | 0 | 0 | 45/48 | 18/27 | 0 | 99 |
| Duper | 0 | 10 | 0 | 0 | 0 | 0 | 60 |
| Franklin | 8 | 0 | 0 | 0 | 0 | 0 | 48 |
| Moore | 0 | 6 | 0 | 0 | 0 | 0 | 036 |
| Johnson | 0 | 4 | 0 | 0 | 0 | 0 | 24 |
| Nathan | 3 | 1 | 0 | 0 | 0 | 0 | 24 |
| Rose | 0 | 3 | 0 | 0 | 0 | 0 | 18 |
| Overstreet | 1 | 2 | 0 | 0 | 0 | 0 | 18 |

| | | | | | | | |
|-----------------|---|---|---|---|---|---|----|
| Bennett | 2 | 0 | 0 | 0 | 0 | 0 | 12 |
| Clayton | 0 | 1 | 1 | 0 | 0 | 0 | 12 |
| Marino | 2 | 0 | 0 | 0 | 0 | 0 | 12 |
| Kozlowski | 0 | 0 | 2 | 0 | 0 | 0 | 12 |
| Bokamper | 0 | 0 | 1 | 0 | 0 | 0 | 6 |
| Harris | 0 | 1 | 0 | 0 | 0 | 0 | 6 |
| Charles | 0 | 0 | 0 | 0 | 0 | 1 | 2 |

| | | | | | | | |
|---------------|----|----|---|-------|-------|---|-----|
| DOLPHINS | 16 | 28 | 4 | 45/48 | 18/27 | 0 | 389 |
| OPPONENTS .. | 11 | 19 | 2 | 31/32 | 9/15 | 0 | 250 |

| FIELD GOALS | 1-19 | 20-29 | 30-39 | 40-49 | 50+ |
|--------------------|------|-------|-------|-------|-----|
| von Schamann | 2/2 | 6/6 | 5/8 | 3/6 | 2/5 |
| DOLPHINS | 2/2 | 6/6 | 5/8 | 3/6 | 2/5 |
| OPPONENTS .. | 0/0 | 4/5 | 3/5 | 2/5 | 0/0 |

| SACKS | 1-19 | 20-29 | 30-39 | 40-49 | 50+ |
|--|------|-------|-------|-------|-----|
| Bettors 16.0, Baumhower 8.0, Bowser 6.5, Duhe 5.5, Charles 3.0, Rhone 3.0, Bokamper 2.0, Brown 2.0, Brudzinski 1.0, Hester 1.0, Kozlowski 1.0. | | | | | |
| DOLPHINS 49.0, OPPONENTS 23.0 | | | | | |

| STARTERS |
|--|
| OFFENSE |
| WR - Mark Duper (11), Durell Harris (4) |
| LT - Jon Giesler (16) |
| LG - Bob Kuechenberg (15), Jeff Toews (1) |
| C - Dwight Stephenson (16) |
| RG - Ed Newman (16) |
| RT - Eric Laakso (14), Roy Foster (1), Cleveland Green (1) |
| TE - Dan Johnson (16) |
| WR - Nat Moore (15) |
| QB - "Dan Marino (9), David Woodley (5), Don Strock (2) |
| RB - Tony Nathan (12) |
| FB - Andra Franklin (12), Woody Bennett (2) |
| 2nd TE - Bruce Hardy (8) |

| DEFENSE |
|--|
| LDE - Doug Bettors (16) |
| NT - Bob Baumhower (16) |
| DT - "Mike Charles (2) |
| RDE - Kim Bokamper (15) |
| LOLB - Bob Brudzinski (16) |
| LILB - A.J. Duhe (15) |
| RILB - Earnie Rhone (13), Rodell Thomas (2), "Mark Brown (1) |
| ROLB - Charles Bowser (16) |
| LCB - William Judson (16) |
| RCB - Gerald Small (15), Paul Lankford (1) |
| SS - Glenn Blackwood (16) |
| FS - Lyle Blackwood (16) |

* Indicates Rookie

| PASSING | ATT. | COMP. | YDS. | PCT. | TD | INT. | LG | SCK/LST | RATING |
|-----------------|------|-------|------|-------|----|------|----|---------|--------|
| Marino | 296 | 173 | 2210 | 58.4 | 20 | 6 | 85 | 10/80 | 96.0 |
| Woodley | 89 | 43 | 528 | 48.3 | 3 | 4 | 64 | 10/80 | 59.6 |
| Strock | 52 | 34 | 403 | 65.4 | 4 | 1 | 47 | 3/30 | 106.5 |
| Nathan | 4 | 3 | 46 | 75.0 | 0 | 0 | 22 | 0/0 | 112.5 |
| Clayton | 1 | 1 | 48 | 100.0 | 1 | 0 | 48 | 0/0 | 158.3 |
| DOLPHINS | 442 | 254 | 3235 | 57.5 | 28 | 11 | 85 | 23/190 | 91.2 |
| OPPONENTS | 480 | 277 | 3365 | 57.7 | 19 | 26 | 80 | 49/363 | 70.0 |

1984 FINAL STATISTICS (14-2)

| DATE | OPPONENT | SCORE | W/L | ATT. |
|-------|-----------------|-----------|-----|--------|
| 9/2 | at Washington | 35-17 | W | 52,683 |
| 9/9 | NEW ENGLAND | 28-7 | W | 66,083 |
| 9/17 | at Buffalo | 21-17 | W | 65,455 |
| 9/23 | INDIANAPOLIS | 44-7 | W | 55,415 |
| 9/30 | at St. Louis | 36-28 | W | 46,991 |
| 10/7 | at Pittsburgh | 31-7 | W | 59,103 |
| 10/14 | HOUSTON | 28-10 | W | 54,080 |
| 10/21 | at New England | 44-24 | W | 60,711 |
| 10/28 | BUFFALO | 38-7 | W | 58,824 |
| 11/4 | at N.Y. Jets | 31-17 | W | 72,655 |
| 11/11 | PHILADELPHIA | 24-23 | W | 70,227 |
| 11/18 | at San Diego | 28-34(OT) | L | 53,041 |
| 11/26 | N.Y. JETS | 28-17 | W | 74,884 |
| 12/2 | L.A. RAIDERS | 34-45 | L | 71,222 |
| 12/9 | at Indianapolis | 35-17 | W | 60,411 |
| 12/17 | DALLAS | 28-21 | W | 74,139 |

| TEAM STATISTICS | MIA. | OPP. |
|-----------------------------|---------|---------|
| TOTAL FIRST DOWNS | 387 | 314 |
| By Rushing | 115 | 130 |
| By Passing | 243 | 172 |
| By Penalty | 29 | 12 |
| Third Down: Made/Att. | 103/200 | 87/218 |
| Fourth Down: Made/Att. | 6/11 | 17/21 |
| TOTAL NET YARDS | 6936 | 5420 |
| Average Per Game | 433.5 | 338.8 |
| Total Plays | 1070 | 1051 |
| Average Per Play | 6.5 | 5.2 |
| NET YARDS RUSHING | 1918 | 2155 |
| Average Per Game | 119.9 | 134.7 |
| Total Rushes | 483 | 458 |
| NET YARDS PASSING | 5018 | 3265 |
| Average Per Game | 313.6 | 204.1 |
| Tackled/Yards Lost. | 14/128 | 42/339 |
| Gross Yards | 5146 | 3604 |
| Attempts/Completions | 572/367 | 551/310 |
| Completion Percentage | 64.2 | 56.3 |
| Had Intercepted | 18 | 24 |
| PUNTS/AVERAGE | 51/44.7 | 83/41.9 |
| PENALTIES/YARDS | 67/527 | 93/772 |
| FUMBLE/BALL LOST | 26/10 | 23/12 |
| TOUCHDOWNS | 70 | 39 |
| By Rushing | 18 | 16 |
| By Passing | 49 | 22 |
| By Returns | 3 | 1 |

| Score By Quarters | 1 | 2 | 3 | 4 | OT | Total |
|-------------------|----|-----|-----|-----|----|-------|
| DOLPHINS | 58 | 170 | 150 | 135 | 0 | 513 |
| OPPONENTS | 52 | 81 | 62 | 97 | 6 | 298 |

| RUSHING | NO. | YDS. | AVG. | LG | TD |
|------------------|-----|------|------|-----|----|
| Bennett | 144 | 606 | 4.2 | 19 | 7 |
| Nathan | 118 | 558 | 4.7 | 22 | 1 |
| Carter | 100 | 495 | 5.0 | 35 | 1 |
| P. Johnson | 68 | 159 | 2.3 | 9 | 9 |
| Franklin | 20 | 74 | 3.7 | 18 | 0 |
| Clayton | 3 | 35 | 11.7 | 30 | 0 |
| Moore | 1 | 3 | 3.0 | 3 | 0 |
| Strock | 2 | -5 | -2.5 | 0 | 0 |
| Marino | 27 | -7 | -0.3 | 10 | 0 |
| DOLPHINS | 484 | 1918 | 4.0 | 35 | 18 |
| OPPONENTS | 458 | 2155 | 4.7 | 52t | 16 |

| RECEIVING | NO. | YDS. | AVG. | LG | TD |
|---------------|-----|------|------|-----|----|
| Clayton | 73 | 1389 | 19.0 | 65t | 18 |
| Duper | 71 | 1306 | 18.4 | 80t | 8 |

| PASSING | ATT. | COMP. | YDS. | PCT. | TD | INT. | LG | SCK/LST | RATING |
|-----------------|------|-------|------|-------|----|------|-----|---------|--------|
| Marino | 564 | 362 | 5084 | 64.2 | 48 | 17 | 80t | 13/120 | 108.9 |
| Strock | 6 | 4 | 27 | 66.7 | 0 | 0 | 12 | 0/0 | 76.4 |
| Jensen | 1 | 1 | 35 | 100.0 | 1 | 0 | 35t | 1/8 | 158.3 |
| Clayton | 1 | 0 | 0 | 0.0 | 0 | 0 | 0 | 0/0 | 39.6 |
| DOLPHINS | 572 | 367 | 5146 | 64.2 | 49 | 18 | 80t | 14/128 | 108.5 |
| OPPONENTS | 551 | 310 | 3604 | 56.3 | 22 | 24 | 76t | 42/339 | 71.3 |

| | | | | | |
|------------------|----|-----|------|-----|---|
| Nathan | 61 | 579 | 9.5 | 24 | 2 |
| Moore | 43 | 573 | 13.3 | 37t | 6 |
| D. Johnson | 34 | 426 | 12.5 | 42 | 3 |
| Hardy | 28 | 257 | 9.2 | 19t | 5 |
| Cefalo | 18 | 185 | 10.3 | 25t | 2 |
| Jensen | 13 | 139 | 10.7 | 20 | 2 |
| Rose | 12 | 195 | 16.3 | 34t | 2 |
| Carter | 8 | 53 | 6.6 | 15 | 0 |
| Bennett | 6 | 44 | 7.3 | 20 | 1 |

| | | | | | |
|-----------------|-----|------|------|-----|----|
| DOLPHINS | 367 | 5146 | 14.0 | 80t | 49 |
| OPPONENTS | 310 | 3604 | 11.6 | 76t | 22 |

| INTERCEPTIONS | NO. | YDS. | AVG. | LG | TD |
|--------------------|-----|------|------|----|----|
| G. Blackwood | 6 | 169 | 28.2 | 50 | 0 |
| Judson | 4 | 121 | 30.3 | 40 | 1 |
| McNeal | 3 | 41 | 13.7 | 30 | 1 |
| L. Blackwood | 3 | 29 | 9.7 | 15 | 0 |
| Lankford | 3 | 25 | 8.3 | 22 | 0 |
| B. Brown | 1 | 53 | 53.0 | 53 | 0 |
| Kozlowski | 1 | 26 | 26.0 | 26 | 0 |
| Duhe | 1 | 7 | 7.0 | 7 | 0 |
| Sowell | 1 | 7 | 7.0 | 7 | 0 |
| Brudzinski | 1 | 0 | 0.0 | 0 | 0 |

| | | | | | |
|-----------------|----|-----|------|-----|---|
| DOLPHINS | 24 | 478 | 19.9 | 86t | 2 |
| OPPONENTS | 18 | 377 | 20.9 | 97t | 1 |

| PUNTING | NO. | YDS. | AVG. | LG | BK |
|------------|-----|------|------|----|----|
| Roby | 51 | 2281 | 44.7 | 69 | 0 |

| | | | | | |
|-----------------|----|------|------|----|---|
| DOLPHINS | 51 | 2281 | 44.7 | 69 | 0 |
| OPPONENTS | 83 | 3476 | 41.9 | 89 | 0 |

| PUNT RET. | NO. | YDS. | AVG. | LG | TD |
|-----------------|-----|------|------|----|----|
| Walker | 21 | 169 | 8.0 | 33 | 0 |
| Clayton | 8 | 79 | 9.9 | 14 | 0 |
| Heflin | 6 | 76 | 12.7 | 37 | 0 |
| Kozlowski | 5 | 41 | 8.2 | 20 | 0 |

| | | | | | |
|-----------------|----|-----|-----|----|---|
| DOLPHINS | 40 | 365 | 9.1 | 37 | 0 |
| OPPONENTS | 17 | 138 | 8.1 | 32 | 0 |

| KICKOFF RET. | NO. | YDS. | AVG. | LG | TD |
|-----------------|-----|------|------|----|----|
| Walker | 29 | 617 | 21.3 | 41 | 0 |
| Heflin | 9 | 130 | 14.4 | 26 | 0 |
| Kozlowski | 2 | 23 | 11.5 | 12 | 0 |
| Clayton | 2 | 15 | 7.5 | 14 | 0 |
| Hill | 1 | 14 | 14.0 | 14 | 0 |
| Duhe | 1 | 0 | 0.0 | 0 | 0 |

| | | | | | |
|-----------------|----|------|------|----|---|
| DOLPHINS | 44 | 799 | 18.2 | 41 | 0 |
| OPPONENTS | 66 | 1360 | 20.6 | 42 | 0 |

| SCORING | Ru | Pa | Rt | PAT | FG | S | TP |
|-------------------|----|----|----|-------|------|---|-----|
| Clayton | 0 | 18 | 0 | 0 | 0 | 0 | 108 |
| v. Schamann | 0 | 0 | 0 | 66/70 | 9/19 | 0 | 93 |
| P. Johnson | 9 | 0 | 0 | 0 | 0 | 0 | 54 |
| Bennett | 7 | 1 | 0 | 0 | 0 | 0 | 48 |
| Duper | 0 | 8 | 0 | 0 | 0 | 0 | 48 |
| Moore | 0 | 6 | 0 | 0 | 0 | 0 | 36 |
| Hardy | 0 | 5 | 0 | 0 | 0 | 0 | 30 |
| D. Johnson | 0 | 3 | 0 | 0 | 0 | 0 | 18 |
| Nathan | 1 | 2 | 0 | 0 | 0 | 0 | 18 |
| Cefalo | 0 | 2 | 0 | 0 | 0 | 0 | 12 |
| Jensen | 0 | 2 | 0 | 0 | 0 | 0 | 12 |
| Rose | 0 | 2 | 0 | 0 | 0 | 0 | 12 |
| Baumhower | 0 | 0 | 1 | 0 | 0 | 0 | 6 |
| Carter | 1 | 0 | 0 | 0 | 0 | 0 | 6 |
| Judson | 0 | 0 | 1 | 0 | 0 | 0 | 6 |
| McNeal | 0 | 0 | 1 | 0 | 0 | 0 | 6 |

| | | | | | | |
|-----------------|----|----|--------|------|---|-----|
| DOLPHINS | 18 | 49 | 366/70 | 9/19 | 0 | 513 |
| OPPONENTS | 16 | 22 | 137/38 | 9/17 | 0 | 298 |

| FIELD GOALS | 1-19 | 20-29 | 30-39 | 40-49 | 50+ |
|--------------------|------|-------|-------|-------|-----|
| von Schamann | 0/0 | 7/7 | 2/5 | 0/4 | 0/3 |
| DOLPHINS | 0/0 | 7/7 | 2/5 | 0/4 | 0/3 |
| OPPONENTS | 0/0 | 0/1 | 4/4 | 4/9 | 1/3 |

| SACKS |
|--|
| Bettors 14.0, Bowser 9.0, Bokamper 4.0, Charles 3.0, Barnett 2.0, Baumhower 2.0, Brudzinski 2.0, Bensen 1.0, Brophy 1.0, M. Brown 1.0, Duhe 1.0, Lankford 1.0, Rhone 1.0. |
| DOLPHINS 42.0. OPPONENTS 14.0 |

| STARTERS | OFFENSE |
|--|--|
| WR - Mark Duper (16) | LT - Jon Giesler (16) |
| LG - Roy Foster (16) | C - Dwight Stephenson (16) |
| RG - Ed Newman (16) | RT - Cleveland Green (12), Eric Laakso (4) |
| TE - Dan Johnson (16) | WR - Mark Clayton (15), Nat Moore (1) |
| QB - Dan Marino (16) | QB - Dan Marino (16) |
| RB - Tony Nathan (12), Jim Jensen (2), *Joe Carter (2) | FB - Woody Bennett (9), Andra Franklin (2) |
| 2nd TE - Bruce Hardy (5) | |

| DEFENSE |
|---|
| LDE - Doug Bettors (16) |
| NT - Bob Baumhower (15), Bill Barnett (1) |
| RDE - Kim Bokamper (10), Mike Charles (6) |
| LOLB - Bob Brudzinski (16) |
| LILB - A.J. Duhe (9), *Jay Brophy (5), Earnie Rhone (2) |
| RILB - Mark Brown (9), Earnie Rhone (7) |
| ROLB - Charles Bowser (15), Rodell Thomas (11) |
| LCB - Don McNeal (10), Paul Lankford (6) |
| RCB - William Judson (16) |
| SS - Glenn Blackwood (16) |
| FSB - Lyle Blackwood (16) |

* Indicates Rookie

1985 FINAL STATISTICS (12-4)

| DATE | OPPONENT | SCORE | W/L | ATT. |
|-------|-----------------|-------|-----|--------|
| 9/8 | at Houston | 23-26 | L | 47,656 |
| 9/15 | INDIANAPOLIS | 30-13 | W | 53,693 |
| 9/22 | KANSAS CITY | 31-0 | W | 69,791 |
| 9/29 | at Denver | 30-26 | W | 73,614 |
| 10/6 | PITTSBURGH | 24-20 | W | 72,820 |
| 10/14 | at N.Y. Jets | 7-23 | L | 73,807 |
| 10/20 | TAMPA BAY | 41-38 | W | 62,335 |
| 10/27 | at Detroit | 21-31 | L | 75,291 |
| 11/3 | at New England | 13-17 | L | 58,811 |
| 11/10 | N.Y. JETS | 21-17 | W | 73,965 |
| 11/17 | at Indianapolis | 34-20 | W | 59,666 |
| 11/24 | at Buffalo | 23-14 | W | 50,474 |
| 12/2 | CHICAGO | 38-24 | W | 75,594 |
| 12/8 | at Green Bay | 34-24 | W | 52,671 |
| 12/16 | NEW ENGLAND | 30-27 | W | 69,489 |
| 12/22 | BUFFALO | 28-0 | W | 64,811 |

| TEAM STATISTICS | MIA. | OPP. |
|-----------------------------|---------|---------|
| TOTAL FIRST DOWNS | 361 | 314 |
| By Rushing | 116 | 135 |
| By Passing | 218 | 160 |
| By Penalty | 27 | 19 |
| Third Down: Made/Att. | 88/193 | 88/216 |
| Fourth Down: Made/Att. ... | 8/11 | 8/13 |
| TOTAL NET YARDS | 5843 | 5767 |
| Average Per Game | 365.2 | 360.4 |
| Total Plays | 1039 | 1033 |
| Average Per Play | 5.6 | 5.6 |
| NET YARDS RUSHING | 1729 | 2256 |
| Average Per Game | 108.1 | 141.0 |
| Total Rushes | 444 | 509 |
| NET YARDS PASSING | 4114 | 3511 |
| Average Per Game | 257.1 | 219.4 |
| Tackled/Yards Lost. | 19/164 | 38/278 |
| Gross Yards | 4278 | 3789 |
| Attempts/Completions. | 576/343 | 487/257 |
| Completion Percentage | 59.5 | 52.8 |
| Had Intercepted | 21 | 23 |
| PUNTS/AVERAGE | 59/43.7 | 73/40.7 |
| PENALTIES/YARDS | 77/637 | 112/854 |
| FUMBLES/BALL LOST | 31/20 | 36/18 |
| TOUCHDOWNS | 52 | 38 |
| By Rushing | 19 | 15 |
| By Passing | 31 | 21 |
| By Returns | 2 | 2 |

| Score By Quarters | 1 | 2 | 3 | 4 | OT | Total |
|-------------------|----|-----|----|-----|----|-------|
| DOLPHINS | 88 | 136 | 95 | 109 | 0 | 428 |
| OPPONENTS | 44 | 96 | 78 | 102 | 0 | 320 |

| RUSHING | NO. | YDS. | AVG. | LG | TD |
|-----------------|-----|------|------|----|----|
| Nathan | 143 | 667 | 4.7 | 22 | 5 |
| Davenport | 98 | 370 | 3.8 | 33 | 11 |
| Hampton | 105 | 369 | 3.5 | 15 | 3 |
| Bennett | 54 | 256 | 4.7 | 17 | 0 |
| Carter | 14 | 76 | 5.4 | 19 | 0 |
| N. Moore | 1 | 11 | 11.0 | 11 | 0 |
| Clayton | 1 | 10 | 10.0 | 10 | 0 |
| Strock | 2 | -6 | -3.0 | -3 | 0 |
| Marino | 26 | -24 | -0.9 | 2 | 0 |
| DOLPHINS | 444 | 1729 | 3.9 | 33 | 19 |
| OPPONENTS | 509 | 2256 | 4.4 | 32 | 15 |

| RECEIVING | NO. | YDS. | AVG. | LG | TD |
|----------------|-----|------|------|----|----|
| Nathan | 72 | 651 | 9.0 | 73 | 1 |
| Clayton | 70 | 996 | 14.2 | 45 | 4 |
| N. Moore | 51 | 701 | 13.7 | 69 | 7 |

| | | | | | |
|-----------------|----|-----|------|----|---|
| Hardy | 39 | 409 | 10.5 | 31 | 4 |
| Duper | 35 | 650 | 18.6 | 67 | 3 |
| Rose | 19 | 306 | 16.1 | 42 | 4 |
| Johnson | 13 | 192 | 14.8 | 61 | 3 |
| Davenport | 13 | 74 | 5.7 | 17 | 2 |
| Bennett | 10 | 101 | 10.1 | 27 | 1 |
| Hampton | 8 | 56 | 7.0 | 15 | 0 |
| Heflin | 6 | 98 | 16.3 | 46 | 1 |
| Harris | 3 | 24 | 8.0 | 11 | 0 |
| Carter | 2 | 4 | 2.0 | 4 | 0 |
| Vigorito | 1 | 9 | 9.0 | 9 | 0 |
| Jensen | 1 | 4 | 4.0 | 4 | 1 |

| | | | | | |
|---------------|-----|------|------|----|----|
| DOLPHINS | 343 | 4278 | 12.5 | 73 | 31 |
| OPPONENTS | 257 | 3789 | 14.7 | 80 | 21 |

| INTERCEPTIONS | NO. | YDS. | AVG. | LG | TD |
|--------------------|-----|------|------|----|----|
| G. Blackwood | 6 | 36 | 6.0 | 17 | 0 |
| Judson | 4 | 88 | 22.0 | 61 | 1 |
| Lankford | 4 | 10 | 2.5 | 6 | 0 |
| B. Brown | 2 | 40 | 20.0 | 26 | 0 |
| Brophy | 1 | 41 | 41.0 | 41 | 0 |
| H. Green | 1 | 28 | 28.0 | 28 | 0 |
| Shipp | 1 | 7 | 7.0 | 7 | 0 |
| Brudzinski | 1 | 6 | 6.0 | 6 | 0 |
| M. Brown | 1 | 5 | 5.0 | 5 | 0 |
| Moyer | 1 | 4 | 4.0 | 4 | 0 |
| L. Blackwood | 1 | 0 | 0.0 | 0 | 0 |
| DOLPHINS | 23 | 265 | 11.5 | 61 | 1 |
| OPPONENTS | 21 | 100 | 4.8 | 40 | 0 |

| PUNTING | NO. | YDS. | AVG. | LG | BK |
|---------------|-----|------|------|----|----|
| Roby | 59 | 2576 | 43.7 | 63 | 0 |
| DOLPHINS | 59 | 2576 | 43.7 | 63 | 0 |
| OPPONENTS | 73 | 2972 | 40.7 | 67 | 1 |

| PUNT RET. | NO. | YDS. | AVG. | LG | TD |
|--------------------|-----|------|------|----|----|
| Vigorito | 22 | 197 | 9.0 | 21 | 0 |
| Kozlowski | 7 | 65 | 9.3 | 17 | 0 |
| Lockett | 5 | 23 | 4.6 | 8 | 0 |
| G. Blackwood | 3 | 20 | 6.7 | 18 | 0 |
| Clayton | 2 | 14 | 7.0 | 11 | 0 |
| DOLPHINS | 39 | 319 | 8.2 | 21 | 0 |
| OPPONENTS | 27 | 371 | 13.7 | 70 | 1 |

| KICKOFF RET. | NO. | YDS. | AVG. | LG | TD |
|--------------------|-----|------|------|----|----|
| Hampton | 45 | 1020 | 22.7 | 46 | 0 |
| Carter | 4 | 82 | 20.5 | 25 | 0 |
| L. Blackwood | 2 | 32 | 16.0 | 17 | 0 |
| Hardy | 1 | 11 | 11.0 | 11 | 0 |
| Kozlowski | 0 | 32 | - | - | - |
| DOLPHINS | 52 | 1177 | 22.6 | 46 | 0 |
| OPPONENTS | 63 | 1359 | 21.6 | 50 | 0 |

| SCORING | Ru | Pa | Rt | PAT | FG | S | TP |
|------------------|----|----|----|-------|-------|---|-----|
| Reveiz | 0 | 0 | 0 | 50/52 | 22/27 | 0 | 116 |
| Davenport | 11 | 2 | 0 | 0 | 0 | 0 | 78 |
| N. Moore | 0 | 7 | 0 | 0 | 0 | 0 | 42 |
| Nathan | 5 | 1 | 0 | 0 | 0 | 0 | 36 |
| Clayton | 0 | 4 | 0 | 0 | 0 | 0 | 24 |
| Rose | 0 | 4 | 0 | 0 | 0 | 0 | 24 |
| Hardy | 0 | 4 | 0 | 0 | 0 | 0 | 24 |
| Duper | 0 | 3 | 0 | 0 | 0 | 0 | 18 |
| Hampton | 3 | 0 | 0 | 0 | 0 | 0 | 18 |
| Johnson | 0 | 3 | 0 | 0 | 0 | 0 | 18 |
| Bennett | 0 | 1 | 0 | 0 | 0 | 0 | 6 |
| Brudzinski | 0 | 0 | 1 | 0 | 0 | 0 | 6 |

| | | | | | | | |
|--------------|---|---|---|---|---|---|---|
| Heflin | 0 | 1 | 0 | 0 | 0 | 0 | 6 |
| Jensen | 0 | 1 | 0 | 0 | 0 | 0 | 6 |
| Judson | 0 | 0 | 1 | 0 | 0 | 0 | 6 |

| | | | | | | | |
|---------------|----|----|---|-------|-------|---|-----|
| DOLPHINS | 19 | 31 | 2 | 50/52 | 22/27 | 0 | 428 |
| OPPONENTS | 15 | 21 | 2 | 35/38 | 19/28 | 0 | 320 |

| FIELD GOALS | 1-19 | 20-29 | 30-39 | 40-49 | 50+ |
|----------------|------|-------|-------|-------|-----|
| Reveiz | 0/0 | 8/9 | 5/5 | 9/10 | 0/3 |
| DOLPHINS | 0/0 | 8/9 | 5/5 | 9/10 | 0/3 |
| OPPONENTS .. | 2/2 | 5/5 | 7/9 | 4/10 | 1/2 |

| SACKS | |
|--|--|
| Charles 7.0, Betters 6.5, M. Moore 5.5, H. Green 5.0, Brudzinski 3.0, Bokamper 2.5, Bowser 2.5, Baumhower 2.0, G. Blackwood 1.0, Brophy 1.0, M. Brown 1.0, Little 1.0. | |
| DOLPHINS 38.0, OPPONENTS 19.0 | |

| STARTERS | |
|--|--|
| OFFENSE | |
| WR - Mark Duper (8), Nat Moore (7), Jim Jensen (1) | |
| LT - Jon Giesler (13), Ronnie Lee (1), Cleveland Green (1), *Jeff Dellenbach (1) | |
| LG - Roy Foster (16) | |
| C - Dwight Stephenson (16) | |
| RG - Ronnie Lee (6), Steve Clark (5), Jeff Toews (5) | |
| RT - Cleveland Green (10), Ronnie Lee (6) | |
| TE - Bruce Hardy (16) | |
| WR - Mark Clayton (16) | |
| QB - Dan Marino (16) | |
| RB - Tony Nathan (15), *Lorenzo Hampton (1) | |
| FB - Woody Bennett (13), *Ron Davenport (1) | |
| 2nd TE - Dan Johnson (1), Joe Rose (1) | |

| DEFENSE | |
|--|--|
| LDE - Doug Betters (14), Mack Moore (2) | |
| NT - Mike Charles (15), Bill Barnett (1) | |
| RDE - Kim Bokamper (12), *George Little (3), Mike Charles (1) | |
| LOLB - Bob Brudzinski (13), Robin Sendlein (3) | |
| LILB - Jackie Shipp (10), Jay Brophy (6) | |
| RILB - Mark Brown (15), Jackie Shipp (1) | |
| ROLB - Hugh Green (11), Sanders Shiver (3), Charles Bowser (2) | |
| LCB - Paul Lankford (15), Robert Sowell (1) | |
| RCB - William Judson (16) | |
| SS - Glenn Blackwood (14), Mike Kozlowski (2) | |
| FS - Bud Brown (16) | |

* Indicates Rookie

| PASSING | ATT. | COMP. | YDS. | PCT. | TD | INT. | LG | SCK/LST | RATING |
|-----------------|------|-------|------|------|----|------|----|---------|--------|
| Marino | 567 | 336 | 4137 | 59.3 | 30 | 21 | 73 | 18/157 | 84.1 |
| Strock | 9 | 7 | 141 | 77.8 | 1 | 0 | 67 | 0/0 | 154.7 |
| Clayton | 0 | 0 | 0 | 0.0 | 0 | 0 | 0 | 1/7 | - |
| DOLPHINS | 576 | 343 | 4278 | 59.5 | 31 | 21 | 73 | 19/164 | 85.6 |
| OPPONENTS | 487 | 257 | 3789 | 52.8 | 21 | 23 | 80 | 38/278 | 73.3 |

1986 FINAL STATISTICS (8-8)

| DATE | OPPONENT | SCORE | W/L | ATT. |
|-------|-----------------|-----------|-----|--------|
| 9/7 | at San Diego | 28-50 | L | 57,726 |
| 9/14 | INDIANAPOLIS | 30-10 | W | 51,848 |
| 9/21 | at N.Y. Jets | 45-51(OT) | L | 71,025 |
| 9/28 | SAN FRANCISCO | 16-31 | L | 70,264 |
| 10/5 | at New England | 7-34 | L | 60,689 |
| 10/12 | BUFFALO | 27-14 | W | 49,467 |
| 10/19 | L.A. RAIDERS | 28-30 | L | 53,421 |
| 10/26 | at Indianapolis | 17-13 | W | 58,350 |
| 11/2 | HOUSTON | 28-7 | W | 43,804 |
| 11/10 | at Cleveland | 16-26 | L | 77,949 |
| 11/16 | at Buffalo | 34-24 | W | 76,474 |
| 11/24 | N.Y. JETS | 45-3 | W | 70,206 |
| 11/30 | ATLANTA | 14-20 | L | 53,762 |
| 12/7 | at New Orleans | 31-27 | W | 64,761 |
| 12/14 | at L.A. Rams | 37-31(OT) | W | 62,629 |
| 12/22 | NEW ENGLAND | 27-34 | L | 74,516 |

| TEAM STATISTICS | MIA. | OPP. |
|-----------------------------|---------|---------|
| TOTAL FIRST DOWNS | 351 | 337 |
| By Rushing | 84 | 144 |
| By Passing | 250 | 177 |
| By Penalty | 17 | 16 |
| Third Down: Made/Att. | 98/191 | 86/209 |
| Fourth Down: Made/Att. .. | 2/10 | 10/18 |
| TOTAL NET YARDS | 6324 | 6050 |
| Average Per Game | 395.3 | 376.1 |
| Total Plays | 1011 | 1058 |
| Average Per Play | 6.3 | 5.7 |
| NET YARDS RUSHING | 1545 | 2493 |
| Average Per Game | 96.6 | 155.8 |
| Total Rushes | 349 | 540 |
| NET YARDS PASSING | 4779 | 3557 |
| Average Per Game | 298.7 | 222.3 |
| Tackled/Yards Lost. | 17/119 | 33/268 |
| Gross Yards | 4898 | 3825 |
| Attempts/Completions | 645/392 | 485/290 |
| Completion Percentage | 60.8 | 59.8 |
| Had Intercepted | 23 | 13 |
| PUNTS/AVERAGE | 56/44.2 | 64/41.4 |
| PENALTIES/YARDS | 72/609 | 82/596 |
| FUMBLES/BALL LOST | 37/14 | 32/14 |
| TOUCHDOWNS | 56 | 47 |
| By Rushing | 9 | 23 |
| By Passing | 46 | 22 |
| By Returns | 1 | 2 |

| Score By Quarters | 1 | 2 | 3 | 4 | OT | Total |
|-------------------|-----|-----|-----|-----|----|-------|
| DOLPHINS | 45 | 177 | 102 | 100 | 6 | 430 |
| OPPONENTS | 101 | 127 | 58 | 113 | 6 | 405 |

| RUSHING | NO. | YDS. | AVG. | LG | TD |
|-----------------|-----|------|-------|-----|----|
| Hampton | 186 | 830 | 4.5 | 54t | 9 |
| Davenport | 75 | 314 | 4.2 | 35 | 0 |
| Nathan | 27 | 203 | 7.5 | 20 | 0 |
| Bennett | 36 | 162 | 4.5 | 16 | 0 |
| Clayton | 2 | 33 | 16.5 | 22 | 0 |
| Carter | 4 | 18 | 4.5 | 9 | 0 |
| Ellis | 3 | 6 | 2.0 | 2 | 0 |
| Strock | 1 | 0 | 0.0 | 0 | 0 |
| Marino | 12 | -3 | -0.3 | 13 | 0 |
| Roby | 2 | -8 | -4.0 | 0 | 0 |
| Duper | 1 | -10 | -10.0 | -10 | 0 |
| DOLPHINS | 349 | 1545 | 4.4 | 54t | 9 |
| OPPONENTS | 540 | 2493 | 4.6 | 47 | 23 |

| RECEIVING | NO. | YDS. | AVG. | LG | TD |
|-------------|-----|------|------|-----|----|
| Duper | 67 | 1313 | 19.6 | 85t | 11 |

| PASSING | ATT. | COMP. | YDS. | PCT. | TD | INT. | LG | SCK/LST | RATING |
|-----------------|------|-------|------|------|----|------|-----|---------|--------|
| Marino | 623 | 378 | 4746 | 60.7 | 44 | 23 | 85t | 17/119 | 92.5 |
| Strock | 20 | 14 | 152 | 70.0 | 2 | 0 | 21 | 0/0 | 125.4 |
| Jensen | 2 | 0 | 0 | 0.0 | 0 | 0 | 0 | 0/0 | 39.6 |
| DOLPHINS | 645 | 392 | 4898 | 60.8 | 46 | 23 | 85t | 17/119 | 93.3 |
| OPPONENTS | 485 | 290 | 3825 | 59.8 | 22 | 13 | 65t | 33/268 | 88.7 |

| | | | | | |
|-----------------|----|------|------|-----|----|
| Hampton | 61 | 446 | 7.3 | 19 | 3 |
| Clayton | 60 | 1150 | 19.2 | 68t | 10 |
| Hardy | 54 | 430 | 8.0 | 18t | 5 |
| Nathan | 48 | 457 | 9.5 | 23t | 2 |
| N. Moore | 38 | 431 | 11.3 | 38t | 7 |
| Davenport | 20 | 177 | 8.9 | 27 | 1 |
| Johnson | 19 | 170 | 8.9 | 20 | 4 |
| Pruitt | 15 | 235 | 15.7 | 27 | 2 |
| Jensen | 5 | 50 | 10.0 | 20t | 1 |
| Bennett | 4 | 33 | 8.3 | 13 | 0 |
| Carter | 1 | 6 | 6.0 | 6 | 0 |

| | | | | | |
|----------------|-----|------|------|-----|----|
| DOLPHINS | 392 | 4898 | 12.5 | 85t | 46 |
| OPPONENTS | 290 | 3825 | 13.2 | 65t | 22 |

| INTERCEPTIONS | NO. | YDS. | AVG. | LG | TD |
|--------------------|-----|------|------|-----|----|
| Rose | 2 | 63 | 31.5 | 36 | 0 |
| McNeal | 2 | 46 | 23.0 | 29 | 0 |
| G. Blackwood | 2 | 10 | 5.0 | 7 | 0 |
| Judson | 2 | 0 | 0.0 | 0 | 0 |
| L. Blackwood | 1 | 14 | 14.0 | 14 | 0 |
| Offerdahl | 1 | 14 | 14.0 | 14 | 0 |
| B. Brown | 1 | 3 | 3.0 | 3 | 0 |
| Charles | 1 | 2 | 2.0 | 2 | 0 |
| Kozlowski | 1 | 0 | 0.0 | 0 | 0 |
| DOLPHINS | 13 | 152 | 11.7 | 36 | 0 |
| OPPONENTS | 23 | 221 | 9.6 | 70t | 1 |

| PUNTING | NO. | YDS. | AVG. | LG | BK |
|----------------|-----|------|------|----|----|
| Roby | 56 | 2476 | 44.2 | 73 | 0 |
| DOLPHINS | 56 | 2476 | 44.2 | 73 | 0 |
| OPPONENTS | 64 | 2648 | 41.4 | 64 | 0 |

| PUNT RET. | NO. | YDS. | AVG. | LG | TD |
|--------------------|-----|------|------|-----|----|
| Ellis | 24 | 149 | 6.2 | 17 | 0 |
| Pruitt | 11 | 150 | 13.6 | 71t | 1 |
| G. Blackwood | 1 | 0 | 0.0 | 0 | 0 |
| L. Blackwood | 1 | 0 | 0.0 | 0 | 0 |
| Clayton | 1 | 0 | 0.0 | 0 | 0 |
| Thompson | 1 | 0 | 0.0 | 0 | 0 |
| N. Moore | 1 | -2 | -2.0 | -2 | 0 |
| DOLPHINS | 40 | 297 | 7.4 | 71t | 1 |
| OPPONENTS | 23 | 200 | 8.7 | 34 | 0 |

| KICKOFF RET. | NO. | YDS. | AVG. | LG | TD |
|-----------------|-----|------|------|----|----|
| Ellis | 25 | 541 | 21.6 | 41 | 0 |
| Davenport | 16 | 285 | 17.8 | 37 | 0 |
| Hampton | 9 | 182 | 20.2 | 25 | 0 |
| Carter | 9 | 133 | 14.8 | 22 | 0 |
| Hardy | 3 | 39 | 13.0 | 16 | 0 |
| L. Lee | 1 | 5 | 5.0 | 5 | 0 |
| Johnson | 1 | 0 | 0.0 | 0 | 0 |
| Toth | 1 | 0 | 0.0 | 0 | 0 |
| DOLPHINS | 65 | 1185 | 18.2 | 41 | 0 |
| OPPONENTS | 53 | 997 | 18.8 | 40 | 0 |

| SCORING | Ru | Pa | Rt | PAT | FG | S | TP |
|-----------------|----|----|----|-------|-------|---|----|
| Revez | 0 | 0 | 0 | 52/55 | 14/22 | 0 | 94 |
| Hampton | 9 | 3 | 0 | 0 | 0 | 0 | 72 |
| Duper | 0 | 11 | 0 | 0 | 0 | 0 | 66 |
| Clayton | 0 | 10 | 0 | 0 | 0 | 0 | 60 |
| N. Moore | 0 | 7 | 0 | 0 | 0 | 0 | 42 |
| Hardy | 0 | 5 | 0 | 0 | 0 | 0 | 30 |
| Johnson | 0 | 4 | 0 | 0 | 0 | 0 | 24 |
| Pruitt | 0 | 2 | 1 | 0 | 0 | 0 | 18 |
| Nathan | 0 | 2 | 0 | 0 | 0 | 0 | 12 |
| Davenport | 0 | 1 | 0 | 0 | 0 | 0 | 6 |
| Jensen | 0 | 1 | 0 | 0 | 0 | 0 | 6 |

| | | | | | | |
|----------------|----|----|--------|-------|---|-----|
| DOLPHINS | 9 | 46 | 152/55 | 14/22 | 0 | 430 |
| OPPONENTS | 23 | 22 | 245/46 | 26/31 | 0 | 405 |

| FIELD GOALS | 1-19 | 20-29 | 30-39 | 40-49 | 50+ |
|----------------|------|-------|-------|-------|-----|
| Revez | 1/1 | 5/5 | 4/6 | 3/8 | 1/2 |
| DOLPHINS | 1/1 | 5/5 | 4/6 | 3/8 | 1/2 |
| OPPONENTS | 2/2 | 6/7 | 12/14 | 6/6 | 0/2 |

| SACKS |
|---|
| M. Brown 5.0, Betters 4.0, H. Green 4.0, Little 4.0, J. Foster 3.0, Brudzinski 2.0, Offerdahl 2.0, Robinson 2.0, Turner 2.0, Shipp 1.0, Baumhower 1.0, M. Moore 1.0, Smith 1.0, Sochia 1.0. |

DOLPHINS 33.0, OPPONENTS 17.0

| STARTERS |
|--|
| OFFENSE |
| WR - Mark Duper (16) |
| LT - Jon Giesler (7), Cleveland Green (5), Jeff Dellenbach (4) |
| LG - Roy Foster (16) |
| C - Dwight Stephenson (16) |
| RG - Ronnie Lee (9), Larry Lee (5), Jeff Dellenbach (2) |
| RT - Greg Koch (16) |
| TE - Bruce Hardy (16) |
| WR - Mark Clayton (14), Nat Moore (1) |
| QB - Dan Marino (16) |
| RB - Lorenzo Hampton (16) |
| FB - Woody Bennett (14), Ron Davenport (2) |
| 2nd TE - Dan Johnson (1) |

| DEFENSE |
|---|
| LDE - T.J. Turner (15), Doug Betters (1) |
| NT - Bob Baumhower (12), Mike Charles (4) |
| LOLB - Bob Brudzinski (16) |
| LILB - Jackie Shipp (14), Larry Kolic (2) |
| RILB - John Offerdahl (15), Andy Hendel (1) |
| ROLB - Mark Brown (11), Hugh Green (3), David Frye (2) |
| LCB - Paul Lankford (11), Reyna Thompson (4), Don McNeal (1) |
| RCB - William Judson (16) |
| SS - Glenn Blackwood (10), Lyle Blackwood (4), Bud Brown (1), Paul Lankford (1) |
| FS - Bud Brown (14), Donovan Rose (2) |

* Indicates Rookie

1987 FINAL STATISTICS (8-7)

| DATE | OPPONENT | SCORE | WL | ATT. |
|-------|-----------------|-----------|----|--------|
| 9/13 | at New England | 21-28 | L | 54,642 |
| 9/20 | at Indianapolis | 23-10 | W | 57,524 |
| 10/4 | at Seattle | 20-24 | L | 19,448 |
| 10/11 | KANSAS CITY | 42-0 | W | 25,867 |
| 10/18 | at N.Y. Jets | 31-37(OT) | L | 18,249 |
| 10/25 | BUFFALO | 31-34(OT) | L | 61,295 |
| 11/1 | PITTSBURGH | 35-24 | W | 52,578 |
| 11/8 | at Cincinnati | 20-14 | W | 53,840 |
| 11/15 | INDIANAPOLIS | 21-40 | L | 65,433 |
| 11/22 | at Dallas | 20-14 | W | 56,519 |
| 11/29 | at Buffalo | 0-27 | L | 68,055 |
| 12/7 | N.Y. JETS | 37-28 | W | 62,592 |
| 12/13 | at Philadelphia | 28-10 | W | 63,841 |
| 12/20 | WASHINGTON | 23-21 | W | 65,715 |
| 12/28 | NEW ENGLAND | 10-24 | L | 61,192 |

| TEAM STATISTICS | MIA. | OPP. |
|-----------------------------|---------|---------|
| TOTAL FIRST DOWNS | 331 | 314 |
| By Rushing | 109 | 115 |
| By Passing | 197 | 176 |
| By Penalty | 25 | 23 |
| Third Down: Made/Att. | 96/202 | 94/208 |
| Fourth Down: Made/Att. | 9/18 | 5/13 |
| TOTAL NET YARDS | 5338 | 5445 |
| Average Per Game | 369.2 | 363.0 |
| Total Plays | 1005 | 1013 |
| Average Per Play | 5.3 | 5.4 |
| NET YARDS RUSHING | 1662 | 2198 |
| Average Per Game | 110.8 | 146.5 |
| Total Rushes | 408 | 498 |
| NET YARDS PASSING | 3876 | 3247 |
| Average Per Game | 258.4 | 216.5 |
| Tackled/Yards Lost | 13/101 | 21/183 |
| Gross Yards | 3977 | 3430 |
| Attempts/Completions | 584/338 | 494/295 |
| Completion Percentage | 57.9 | 59.7 |
| Had Intercepted | 20 | 16 |
| PUNTS/AVERAGE | 63/38.5 | 71/38.8 |
| PENALTIES/YARDS | 76/634 | 103/850 |
| FUMBLES/BALL LOST | 37/17 | 32/16 |
| TOUCHDOWNS | 47 | 42 |
| By Rushing | 16 | 18 |
| By Passing | 29 | 21 |
| By Returns | 2 | 3 |

| Score By Quarters | 1 | 2 | 3 | 4 | OT | Total |
|-------------------|----|-----|----|----|----|-------|
| DOLPHINS | 90 | 100 | 89 | 83 | 0 | 362 |
| OPPONENTS | 63 | 105 | 61 | 97 | 9 | 335 |

| RUSHING | NO. | YDS. | AVG. | LG | TD |
|-------------------|-----|------|------|----|----|
| Stradford | 145 | 619 | 4.3 | 51 | 6 |
| Hampton | 75 | 289 | 3.9 | 34 | 1 |
| R. Scott | 47 | 199 | 4.2 | 24 | 3 |
| Davenport | 32 | 114 | 3.6 | 27 | 1 |
| W. Bennett | 25 | 102 | 4.1 | 18 | 0 |
| Mackey | 17 | 98 | 5.8 | 17 | 2 |
| Bailey | 10 | 55 | 5.5 | 13 | 0 |
| Konecny | 6 | 46 | 7.7 | 19 | 0 |
| Tagliaferri | 13 | 45 | 3.5 | 7 | 1 |
| Isom | 9 | 41 | 4.6 | 8 | 1 |
| Nathan | 4 | 20 | 5.0 | 8 | 0 |
| Jensen | 4 | 18 | 4.5 | 9 | 0 |
| Roth | 3 | 10 | 3.3 | 9 | 0 |
| Clayton | 2 | 8 | 4.0 | 4 | 0 |
| T. Brown | 3 | 3 | 1.0 | 3 | 0 |
| Roby | 1 | 0 | 0.0 | 0 | 0 |
| Marino | 12 | -5 | -0.4 | 5 | 1 |
| DOLPHINS | 408 | 1662 | 4.1 | 51 | 16 |
| OPPONENTS | 498 | 2198 | 4.4 | 31 | 18 |

| RECEIVING | NO. | YDS. | AVG. | LG | TD |
|-----------------|-----|------|------|----|----|
| Stradford | 48 | 457 | 9.5 | 34 | 1 |
| Clayton | 46 | 776 | 16.9 | 43 | 7 |
| Duper | 33 | 597 | 18.1 | 59 | 8 |

| PASSING | ATT. | COMP. | YDS. | PCT. | TD | INT. | LG | SCK/LST | RATING |
|------------------|------|-------|------|-------|----|------|----|---------|--------|
| Marino | 444 | 263 | 3245 | 59.2 | 26 | 13 | 59 | 9/77 | 89.2 |
| Mackey | 109 | 57 | 604 | 52.3 | 3 | 5 | 30 | 4/24 | 58.8 |
| Strock | 23 | 13 | 114 | 56.5 | 0 | 1 | 26 | 0/0 | 51.7 |
| Stankavage | 7 | 4 | 8 | 57.1 | 0 | 1 | 8 | 0/0 | 22.6 |
| Stradford | 1 | 1 | 6 | 100.0 | 0 | 0 | 6 | 0/0 | 91.7 |
| DOLPHINS | 584 | 338 | 3977 | 57.9 | 29 | 20 | 59 | 13/101 | 81.0 |
| OPPONENTS | 494 | 295 | 3430 | 59.7 | 21 | 16 | 55 | 21/183 | 81.5 |

| | | | | | |
|-------------------|----|-----|------|----|---|
| Hardy | 28 | 292 | 10.4 | 31 | 2 |
| Davenport | 27 | 249 | 9.2 | 29 | 1 |
| Pruitt | 26 | 404 | 15.5 | 37 | 3 |
| Jensen | 26 | 221 | 8.5 | 20 | 1 |
| Hampton | 23 | 223 | 9.7 | 24 | 0 |
| Tagliaferri | 12 | 117 | 9.8 | 27 | 0 |
| Nathan | 10 | 77 | 7.7 | 14 | 0 |
| Douglas | 9 | 92 | 10.2 | 17 | 1 |
| Sampton | 8 | 64 | 8.0 | 19 | 0 |
| Chavis | 7 | 108 | 15.4 | 27 | 0 |
| Lewis | 6 | 53 | 8.8 | 22 | 1 |
| Konecny | 6 | 26 | 4.3 | 10 | 0 |
| Reilly | 5 | 70 | 14.0 | 20 | 0 |
| Da. Johnson | 4 | 35 | 8.8 | 22 | 2 |
| B. Bennett | 4 | 18 | 4.5 | 6 | 0 |
| Caterbone | 2 | 46 | 23.0 | 30 | 0 |
| W. Smith | 2 | 13 | 6.5 | 8 | 1 |
| R. Scott | 2 | 7 | 3.5 | 5 | 0 |
| Isom | 1 | 11 | 11.0 | 11 | 0 |
| Banks | 1 | 10 | 10.0 | 10 | 1 |
| T. Brown | 1 | 6 | 6.0 | 6 | 0 |
| Farmer | 1 | 5 | 5.0 | 5 | 0 |

| | | | | | |
|-----------------|-----|------|------|----|----|
| DOLPHINS | 338 | 3977 | 11.8 | 59 | 29 |
| OPPONENTS | 295 | 3430 | 11.6 | 55 | 21 |

| INTERCEPTIONS | NO. | YDS. | AVG. | LG | TD |
|-----------------|-----|------|------|----|----|
| Lankford | 3 | 44 | 14.7 | 44 | 0 |
| Blackwood | 3 | 17 | 5.7 | 17 | 0 |
| Randle | 2 | 16 | 8.0 | 11 | 0 |
| Hooper | 2 | 11 | 5.5 | 11 | 0 |
| Judson | 2 | 11 | 5.5 | 10 | 0 |
| Hobley | 2 | 7 | 3.5 | 7 | 0 |
| Sowell | 1 | 29 | 29.0 | 29 | 0 |
| B. Brown | 1 | 0 | 0.0 | 0 | 0 |
| DOLPHINS | 16 | 135 | 8.4 | 44 | 0 |
| OPPONENTS | 20 | 298 | 14.9 | 68 | 2 |

| PUNTING | NO. | YDS. | AVG. | LG | BK |
|-----------------|-----|------|------|----|----|
| Roby | 32 | 1371 | 42.8 | 77 | 0 |
| Hayes | 7 | 274 | 39.1 | 51 | 1 |
| Gore | 14 | 502 | 35.9 | 60 | 0 |
| Strock | 9 | 277 | 30.8 | 44 | 0 |
| DOLPHINS | 63 | 2424 | 38.5 | 77 | 1 |
| OPPONENTS | 71 | 2753 | 38.8 | 73 | 0 |

| PUNT RET. | NO. | YDS. | AVG. | LG | TD |
|-----------------|-----|------|------|----|----|
| Schwedes | 24 | 203 | 8.5 | 31 | 0 |
| Caterbone | 9 | 78 | 8.7 | 21 | 0 |
| B. Brown | 2 | 8 | 4.0 | 8 | 0 |
| Blackwood | 1 | 1 | 1.0 | 1 | 0 |
| Hooper | 1 | 0 | 0.0 | 0 | 0 |
| DOLPHINS | 37 | 209 | 7.8 | 31 | 0 |
| OPPONENTS | 26 | 141 | 5.4 | 15 | 0 |

| KICKOFF RET. | NO. | YDS. | AVG. | LG | TD |
|-------------------|-----|------|------|----|----|
| Hampton | 16 | 304 | 19.0 | 32 | 0 |
| Stradford | 14 | 258 | 18.4 | 32 | 0 |
| Schwedes | 9 | 177 | 19.7 | 34 | 0 |
| Hardy | 5 | 62 | 12.4 | 18 | 0 |
| Farmer | 3 | 56 | 18.7 | 23 | 0 |
| Roth | 2 | 49 | 24.5 | 26 | 0 |
| Da. Johnson | 2 | 13 | 6.5 | 10 | 0 |
| R. Scott | 1 | 22 | 22.0 | 22 | 0 |
| Isom | 1 | 11 | 11.0 | 11 | 0 |
| Lewis | 1 | 0 | 0.0 | 0 | 0 |
| DOLPHINS | 54 | 952 | 17.6 | 34 | 0 |
| OPPONENTS | 67 | 1222 | 18.2 | 47 | 0 |

| SCORING | Ru | Pa | Rt | PAT | FG | S | TP |
|-----------------|----|----|----|-------|------|---|----|
| Revez | 0 | 0 | 0 | 28/30 | 9/11 | 0 | 55 |
| Duper | 0 | 8 | 0 | 0 | 0 | 0 | 48 |
| Clayton | 0 | 7 | 0 | 0 | 0 | 0 | 42 |
| Stradford | 6 | 1 | 0 | 0 | 0 | 0 | 42 |
| Beecher | 0 | 0 | 0 | 12/12 | 3/4 | 0 | 21 |

| | | | | | | | |
|-------------------|---|---|---|-----|-----|---|----|
| Pruitt | 0 | 3 | 0 | 0 | 0 | 0 | 18 |
| R. Scott | 3 | 0 | 0 | 0 | 0 | 0 | 18 |
| Davenport | 1 | 1 | 0 | 0 | 0 | 0 | 12 |
| Hardy | 0 | 2 | 0 | 0 | 0 | 0 | 12 |
| Da. Johnson | 0 | 2 | 0 | 0 | 0 | 0 | 12 |
| Mackey | 2 | 0 | 0 | 0 | 0 | 0 | 12 |
| Banks | 0 | 1 | 0 | 0 | 0 | 0 | 6 |
| Douglas | 0 | 1 | 0 | 0 | 0 | 0 | 6 |
| Hampton | 1 | 0 | 0 | 0 | 0 | 0 | 6 |
| Hobley | 0 | 0 | 1 | 0 | 0 | 0 | 6 |
| Hooper | 0 | 0 | 1 | 0 | 0 | 0 | 6 |
| Isom | 1 | 0 | 0 | 0 | 0 | 0 | 6 |
| Jensen | 0 | 1 | 0 | 0 | 0 | 0 | 6 |
| Lewis | 0 | 1 | 0 | 0 | 0 | 0 | 6 |
| Marino | 1 | 0 | 0 | 0 | 0 | 0 | 6 |
| W. Smith | 0 | 1 | 0 | 0 | 0 | 0 | 6 |
| Tagliaferri | 1 | 0 | 0 | 0 | 0 | 0 | 6 |
| Tiffin | 0 | 0 | 0 | 4/4 | 0/1 | 0 | 4 |

| | | | | | | | |
|-----------------|----|----|---|-------|-------|---|-----|
| DOLPHINS | 16 | 29 | 2 | 44/47 | 12/16 | 0 | 362 |
| OPPONENTS | 18 | 21 | 3 | 41/47 | 14/22 | 0 | 335 |

| FIELD GOALS | 1-19 | 20-29 | 30-39 | 40-49 | 50+ |
|---------------|------|-------|-------|-------|-----|
| Revez | 1/1 | 2/2 | 2/2 | 4/6 | 0/0 |
| Beecher | 1/1 | 0/0 | 1/1 | 1/2 | 0/0 |
| Tiffin | 0/0 | 0/0 | 0/0 | 0/1 | 0/0 |

| | | | | | |
|-----------------|-----|-----|-----|-----|-----|
| DOLPHINS | 2/2 | 2/2 | 3/3 | 5/9 | 0/0 |
| OPPONENTS | 0/0 | 7/8 | 4/7 | 2/5 | 1/2 |

SACKS

| |
|--|
| Turner 4.0, Sochia 3.5, Bosa 3.0, Readon 2.0, Lambrecht 1.5, Offerdahl 1.5, M. Brown 1.0, Brudzinski 1.0, Frye 1.0, Graf 1.0, S. Scott 1.0, Wimblerly 0.5. |
|--|

DOLPHINS 21.0, OPPONENTS 13.0

STARTERS

OFFENSE

| |
|--|
| WR - Mark Duper (11), Leland Douglas (2), James Pruitt (1), Dameon Reilly (1) |
| LT - Jon Glesler (9), Jeff Dellenbach (3), *Scott Kehoe (3) |
| LG - Roy Foster (12), Jeff Wiska (3) |
| C - Dwight Stephenson (9), Jeff Dellenbach (3), Greg Ours (3) |
| RG - Tom Toth (12), Jim Gilmore (2), Louis Oubre (1) |
| RT - Ronnie Lee (9), Bill Beales (3), *Mark Dennis (2), Greg Koch (1) |
| TE - Bruce Hardy (12), Lawrence Sampton (3) |
| WR - Mark Clayton (12), Mike Caterbone (1), *Eddie Chavis (1) |
| QB - Dan Marino (12), Kyle Mackey (3) |
| RB - Lorenzo Hampton (6), *Troy Stradford (5), *Ronald Scott (2), John Tagliaferri (1) |
| FB - Woody Bennett (11), Ron Davenport (1), Clarence Bailey (1), Rickey Isom (1) |
| 2nd TE - David Lewis (3) |

DEFENSE

| |
|--|
| LDE - T.J. Turner (12), Derek Wimblerly (3) |
| NT - Brian Sochia (12), *Mike Lambrecht (3) |
| RDE - *John Bosa (12), Charles Bennett (3) |
| LOLB - Bob Brudzinski (7), *Rick Graf (5), Dennis Fowlkes (3) |
| LILB - Jackie Shipp (12), *Victor Morris (3) |
| RILB - John Offerdahl (9), Mark Brown (3), *Tim Pidgen (3) |
| ROLB - Mark Brown (9), Duke Schamel (3), Bob Brudzinski (1), David Frye (1), Hugh Green (1) |
| LCB - Paul Lankford (11), Robert Sowell (3), Reyna Thompson (1) |
| RCB - William Judson (12), Trel Hooper (2), John Swain (1) |
| SS - Glenn Blackwood (8), Lifford Hobley (4), Demetrius Johnson (2), Tate Randle (1) |
| FS - Bud Brown (8), Lyle Blackwood (2), Lifford Hobley (2), Trel Hooper (1), Donovan Rose (1), Paul Lankford (1) |

* Indicates Rookie

1988 FINAL STATISTICS (6-10)

| DATE | OPPONENT | SCORE | W/L | ATT. |
|-------|-----------------|-------|-----|--------|
| 9/4 | at Chicago | 7-34 | L | 63,330 |
| 9/11 | at Buffalo | 6-9 | L | 79,520 |
| 9/18 | GREEN BAY | 24-17 | W | 54,409 |
| 9/25 | at Indianapolis | 13-15 | L | 59,638 |
| 10/2 | MINNESOTA | 24-7 | W | 59,867 |
| 10/9 | at L.A. Raiders | 24-14 | W | 50,751 |
| 10/16 | SAN DIEGO | 31-28 | W | 58,972 |
| 10/23 | N.Y. JETS | 30-44 | L | 68,292 |
| 10/30 | at Tampa Bay | 17-14 | W | 67,352 |
| 11/6 | at New England | 10-21 | L | 60,840 |
| 11/14 | BUFFALO | 6-31 | L | 67,091 |
| 11/20 | NEW ENGLAND | 3-6 | L | 53,526 |
| 11/27 | at N.Y. Jets | 34-38 | L | 52,752 |
| 12/4 | INDIANAPOLIS | 28-31 | L | 45,236 |
| 12/12 | CLEVELAND | 38-31 | W | 61,884 |
| 12/18 | at Pittsburgh | 24-40 | L | 36,051 |

| TEAM STATISTICS | MIA. | OPP. |
|-----------------------------|---------|---------|
| TOTAL FIRST DOWNS | 321 | 359 |
| By Rushing | 77 | 155 |
| By Passing | 218 | 173 |
| By Penalty | 26 | 31 |
| Third Down: Made/Att. | 71/184 | 101/207 |
| Fourth Down: Made/Att. | 7/16 | 6/13 |
| TOTAL NET YARDS | 5721 | 5781 |
| Average Per Game | 357.6 | 361.3 |
| Total Plays | 963 | 1072 |
| Average Per Play | 5.9 | 5.4 |
| NET YARDS RUSHING | 1205 | 2506 |
| Average Per Game | 75.3 | 156.6 |
| Total Rushes | 335 | 557 |
| NET YARDS PASSING | 4516 | 3275 |
| Average Per Game | 282.3 | 204.7 |
| Tackled/Yards Lost. | 7/41 | 24/167 |
| Gross Yards | 4557 | 3442 |
| Attempts/Completions. | 621/363 | 491/298 |
| Completion Percentage .. | 58.5 | 60.7 |
| Had Intercepted | 23 | 16 |
| PUNTS/AVERAGE | 64/43.0 | 58/41.8 |
| PENALTIES/YARDS | 99/845 | 103/734 |
| FUMBLES/BALL LOST | 26/12 | 31/15 |
| TOUCHDOWNS | 41 | 45 |
| By Rushing | 11 | 22 |
| By Passing | 29 | 19 |
| By Returns | 1 | 4 |

| Score By Quarters | 1 | 2 | 3 | 4 | OT | Total |
|-------------------|----|-----|----|-----|----|-------|
| DOLPHINS | 72 | 97 | 88 | 62 | 0 | 319 |
| OPPONENTS | 51 | 159 | 69 | 101 | 0 | 380 |

| RUSHING | NO. | YDS. | AVG. | LG | TD |
|-----------------|-----|------|------|----|----|
| Hampton | 117 | 414 | 3.5 | 33 | 9 |
| Stradford | 95 | 335 | 3.5 | 18 | 2 |
| Davenport | 55 | 273 | 5.0 | 64 | 0 |
| Bennett | 31 | 115 | 3.7 | 12 | 0 |
| Jensen | 10 | 68 | 6.8 | 23 | 0 |
| Cribbs | 5 | 21 | 4.2 | 11 | 0 |
| Clayton | 1 | 4 | 4.0 | 4 | 0 |
| Edmunds | 1 | -8 | -8.0 | -8 | 0 |
| Marino | 20 | -17 | -0.9 | 6 | 0 |
| DOLPHINS | 335 | 1205 | 3.6 | 64 | 11 |
| OPPONENTS | 557 | 2506 | 4.5 | 44 | 22 |

| RECEIVING | NO. | YDS. | AVG. | LG | TD |
|-----------------|-----|------|------|-----|----|
| Clayton | 86 | 1129 | 13.1 | 45t | 14 |
| Jensen | 58 | 652 | 11.2 | 31 | 5 |
| Stradford | 56 | 426 | 7.6 | 36 | 1 |

| | | | | | |
|-----------------|-----|------|------|-----|----|
| Duper | 39 | 626 | 16.1 | 56 | 1 |
| Edmunds | 33 | 575 | 17.4 | 80t | 3 |
| Davenport | 30 | 282 | 9.4 | 27 | 0 |
| Banks | 23 | 430 | 18.7 | 55 | 2 |
| Hampton | 23 | 204 | 8.9 | 39t | 3 |
| Schwedes | 6 | 130 | 21.7 | 42 | 0 |
| Hardy | 4 | 46 | 11.5 | 19 | 0 |
| Pruitt | 2 | 38 | 19.0 | 19 | 0 |
| Bennett | 2 | 16 | 8.0 | 12 | 0 |
| Kinchen | 1 | 3 | 3.0 | 3 | 0 |
| DOLPHINS | 363 | 4557 | 12.6 | 80t | 29 |
| OPPONENTS | 298 | 3442 | 11.6 | 47 | 19 |

| INTERCEPTIONS | NO. | YDS. | AVG. | LG | TD |
|-----------------|-----|------|------|-----|----|
| Williams | 4 | 62 | 15.5 | 23 | 0 |
| Judson | 4 | 57 | 14.3 | 52 | 0 |
| M. Brown | 2 | 13 | 6.5 | 13 | 0 |
| Offerdahl | 2 | 2 | 1.0 | 2 | 0 |
| Thomas | 1 | 48 | 48.0 | 48 | 0 |
| McNeal | 1 | 23 | 23.0 | 23 | 0 |
| Graf | 1 | 14 | 14.0 | 14 | 0 |
| Lankford | 1 | 0 | 0.0 | 0 | 0 |
| DOLPHINS | 16 | 219 | 13.7 | 52 | 0 |
| OPPONENTS | 23 | 399 | 17.3 | 78t | 4 |

| PUNTING | NO. | YDS. | AVG. | LG | BK |
|-----------------|-----|------|------|----|----|
| Roby | 64 | 2754 | 43.0 | 64 | 0 |
| DOLPHINS | 64 | 2754 | 43.0 | 64 | 0 |
| OPPONENTS | 58 | 2427 | 41.8 | 66 | 1 |

| PUNT RET. | NO. | YDS. | AVG. | LG | TD |
|-----------------|-----|------|------|----|----|
| Schwedes | 24 | 230 | 9.6 | 36 | 0 |
| Williams | 3 | 29 | 9.7 | 14 | 0 |
| DOLPHINS | 27 | 259 | 9.6 | 36 | 0 |
| OPPONENTS | 35 | 318 | 9.1 | 31 | 0 |

| KICKOFF RET. | NO. | YDS. | AVG. | LG | TD |
|-----------------|-----|------|------|----|----|
| Cribbs | 41 | 863 | 21.0 | 44 | 0 |
| Hampton | 9 | 216 | 24.0 | 37 | 0 |
| Williams | 8 | 159 | 19.9 | 27 | 0 |
| Schwedes | 3 | 49 | 16.3 | 25 | 0 |
| Davenport | 2 | 41 | 20.5 | 21 | 0 |
| Edmunds | 1 | 20 | 20.0 | 20 | 0 |
| Hardy | 1 | 17 | 17.0 | 17 | 0 |
| DOLPHINS | 65 | 1365 | 21.0 | 44 | 0 |
| OPPONENTS | 53 | 1109 | 20.9 | 57 | 0 |

| SCORING | Ru | Pa | Rt | PAT | FG | S | TP |
|-----------------|----|----|----|-------|-------|---|-----|
| Clayton | 0 | 14 | 0 | 0 | 0 | 0 | 84 |
| Hampton | 9 | 3 | 0 | 0 | 0 | 0 | 72 |
| Reveiz | 0 | 0 | 0 | 31/32 | 8/12 | 0 | 55 |
| Jensen | 0 | 5 | 0 | 0 | 0 | 0 | 30 |
| Edmunds | 0 | 3 | 0 | 0 | 0 | 0 | 18 |
| Franklin | 0 | 0 | 0 | 6/7 | 4/11 | 0 | 18 |
| Stradford | 2 | 1 | 0 | 0 | 0 | 0 | 18 |
| Banks | 0 | 2 | 0 | 0 | 0 | 0 | 12 |
| Duper | 0 | 1 | 0 | 0 | 0 | 0 | 6 |
| Hobley | 0 | 0 | 1 | 0 | 0 | 0 | 6 |
| DOLPHINS | 11 | 29 | 1 | 37/41 | 12/23 | 0 | 319 |
| OPPONENTS | 22 | 19 | 4 | 44/45 | 22/28 | 0 | 380 |

| FIELD GOALS | 1-19 | 20-29 | 30-39 | 40-49 | 50+ |
|----------------|------|-------|-------|-------|-----|
| Reveiz | 0/0 | 4/4 | 3/4 | 1/2 | 0/2 |
| Franklin | 0/0 | 1/2 | 2/4 | 0/1 | 1/4 |
| DOLPHINS | 0/0 | 5/6 | 5/8 | 1/3 | 1/6 |
| OPPONENTS .. | 0/0 | 6/6 | 10/11 | 4/7 | 2/4 |

SACKS

Turner 5.0, Sochia 4.5, Cline 4.0, Kumerow 3.0, Green 2.5, Bosa 2.0, Graf 1.0, Lankford 1.0, M. Brown 0.5, Offerdahl 0.5.

DOLPHINS 24.0, OPPONENTS 7.0

STARTERS

OFFENSE

WR - Mark Duper (13), Fred Banks (2), Scott Schwedes (1)
 LT - Jon Giesler (9), Mark Dennis (7), LG - Roy Foster (15), Harry Galbreath (1)
 C - Jeff Dellenbach (16)
 RG - Harry Galbreath (12), Tom Toth (4)
 RT - Ronnie Lee (16)
 TE - *Ferrell Edmunds (14), Bruce Hardy (2)
 WR - Mark Clayton (16)
 QB - Dan Marino (16)
 RB - Lorenzo Hampton (10), Troy Stradford (6)
 FB - Woody Bennett (7), Ron Davenport (5), Jim Jensen (4)

DEFENSE

LDE - T.J. Turner (16)
 NT - Brian Sochia (16)
 RDE - Jackie Cline (9), John Bosa (6), Jeff Cross (1)
 LOLB - Rick Graf (16)
 LILB - Mark Brown (12), Jackie Shipp (4)
 ROLB - Hugh Green (16)
 RILB - John Offerdahl (16)
 LCB - Paul Lankford (10), Don McNeal (3), Reyna Thompson (2), *Rodney Thomas (1)
 RCB - William Judson (16)
 SS - Liffort Hobley (13), Bud Brown (3)
 FS - *Jarvis Williams (16)

* Indicates Rookie

| PASSING | ATT. | COMP. | YDS. | PCT. | TD | INT. | LG | SCK/LST | RATING |
|-----------------|------|-------|------|------|----|------|-----|---------|--------|
| Marino | 606 | 354 | 4434 | 58.4 | 28 | 23 | 80t | 6/31 | 80.8 |
| Jaworski | 14 | 9 | 123 | 64.3 | 1 | 0 | 22 | 1/10 | 116.1 |
| Stradford | 1 | 0 | 0 | 0.0 | 0 | 0 | 0 | 0/0 | 39.6 |
| DOLPHINS | 621 | 363 | 4557 | 58.5 | 29 | 23 | 80t | 7/41 | 81.5 |
| OPPONENTS | 491 | 298 | 3442 | 60.7 | 19 | 16 | 47 | 24/167 | 81.2 |

1989 FINAL STATISTICS (8-8)

| DATE | OPPONENT | SCORE | W/L | ATT. |
|-------|-----------------|-----------|-----|--------|
| 9/10 | BUFFALO | 24-27 | L | 54,541 |
| 9/17 | at New England | 24-10 | W | 57,043 |
| 9/24 | N.Y. JETS | 33-40 | L | 65,908 |
| 10/1 | at Houston | 7-39 | L | 53,326 |
| 10/8 | CLEVELAND | 13-10(OT) | W | 58,444 |
| 10/15 | at Cincinnati | 20-13 | W | 58,184 |
| 10/22 | GREEN BAY | 23-20 | W | 56,624 |
| 10/29 | at Buffalo | 17-31 | L | 80,208 |
| 11/5 | INDIANAPOLIS | 19-13 | W | 52,680 |
| 11/12 | at N.Y. Jets | 31-23 | W | 65,923 |
| 11/19 | at Dallas | 17-14 | W | 56,044 |
| 11/26 | PITTSBURGH | 14-34 | L | 59,936 |
| 12/3 | at Kansas City | 21-26 | L | 54,610 |
| 12/10 | NEW ENGLAND | 31-10 | W | 55,918 |
| 12/17 | at Indianapolis | 13-42 | L | 55,665 |
| 12/24 | KANSAS CITY | 24-27 | L | 43,612 |

| TEAM STATISTICS | MIA. | OPP. |
|-----------------------------|---------|---------|
| TOTAL FIRST DOWNS | 311 | 337 |
| By Rushing | 88 | 139 |
| By Passing | 202 | 180 |
| By Penalty | 21 | 18 |
| Third Down: Made/Att. | 101/209 | 67/194 |
| Fourth Down: Made/Att. .. | 7/14 | 8/21 |
| TOTAL NET YARDS | 5546 | 5696 |
| Average Per Game | 346.6 | 356.0 |
| Total Plays | 1011 | 1045 |
| Average Per Play | 5.5 | 5.5 |
| NET YARDS RUSHING | 1330 | 2153 |
| Average Per Game | 83.1 | 134.6 |
| Total Rushes | 400 | 493 |
| NET YARDS PASSING | 4216 | 3543 |
| Average Per Game | 263.5 | 221.4 |
| Tackled/Yards Lost | 10/86 | 39/268 |
| Gross Yards | 4302 | 3811 |
| Attempts/Completions | 601/331 | 513/315 |
| Completion Percentage | 55.1 | 61.4 |
| Had Intercepted | 25 | 15 |
| PUNTS/AVERAGE | 59/41.7 | 62/39.0 |
| PENALTIES/YARDS | 83/614 | 106/831 |
| FUMBLES/BALL LOST | 30/16 | 19/8 |
| TOUCHDOWNS | 39 | 43 |
| By Rushing | 10 | 19 |
| By Passing | 26 | 21 |
| By Returns | 3 | 3 |

| Score By Quarters | 1 | 2 | 3 | 4 | OT | Total |
|-------------------|-----|------|------|-----|----|-------|
| DOLPHINS | 78 | 96 | 73 | 81 | 3 | 331 |
| OPPONENTS | 57 | 128 | 77 | 117 | 0 | 379 |
| RUSHING | NO. | YDS. | AVG. | LG | TD | |
| Smith | 200 | 659 | 3.3 | 25 | 6 | |
| Stradford | 66 | 240 | 3.6 | 13 | 1 | |
| Logan | 57 | 201 | 3.5 | 14 | 0 | |
| Davenport | 14 | 56 | 4.0 | 9 | 1 | |
| Jensen | 8 | 50 | 6.3 | 14 | 0 | |
| Hampton | 17 | 47 | 2.8 | 9 | 0 | |
| Secules | 4 | 39 | 9.8 | 17 | 0 | |
| T. Brown | 13 | 26 | 2.0 | 6 | 0 | |
| Faola | 2 | 10 | 5.0 | 5 | 0 | |
| Clayton | 3 | 9 | 3.0 | 11 | 0 | |
| Roby | 2 | 0 | 0.0 | 0 | 0 | |
| Marino | 14 | -7 | -0.5 | 2 | 2 | |
| DOLPHINS | 400 | 1330 | 3.3 | 25 | 10 | |
| OPPONENTS | 493 | 2153 | 4.4 | 33 | 19 | |

| RECEIVING | NO. | YDS. | AVG. | LG | TD |
|-----------------|-----|------|------|-----|----|
| Clayton | 64 | 1011 | 15.8 | 78t | 9 |
| Jensen | 61 | 557 | 9.1 | 20 | 6 |
| Duper | 49 | 717 | 14.6 | 41 | 1 |
| Edmunds | 32 | 382 | 11.9 | 30 | 3 |
| Banks | 30 | 520 | 17.3 | 61 | 1 |
| Stradford | 25 | 233 | 9.3 | 32 | 0 |
| A. Brown | 24 | 410 | 17.1 | 48t | 5 |
| T. Brown | 13 | 117 | 9.0 | 23 | 0 |
| Hampton | 8 | 25 | 3.1 | 12 | 0 |
| Schwedes | 7 | 174 | 24.9 | 65t | 1 |
| Smith | 7 | 81 | 11.6 | 34 | 0 |
| Logan | 5 | 34 | 6.8 | 11 | 0 |
| Davenport | 3 | 19 | 6.3 | 9 | 0 |
| Kinchen | 1 | 12 | 12.0 | 12 | 0 |
| Faola | 1 | 8 | 8.0 | 8 | 0 |
| Hardy | 1 | 2 | 2.0 | 2 | 0 |

| | | | | | |
|-----------------|-----|------|------|-----|----|
| DOLPHINS | 331 | 4302 | 13.0 | 78t | 26 |
| OPPONENTS | 315 | 3811 | 12.1 | 63t | 21 |

| INTERCEPTIONS | NO. | YDS. | AVG. | LG | TD |
|----------------|-----|------|------|----|----|
| Oliver | 4 | 32 | 8.0 | 23 | 0 |
| McNeal | 3 | -6 | -2.0 | 0 | 0 |
| Williams | 2 | 43 | 21.5 | 24 | 0 |
| Judson | 2 | 31 | 15.5 | 28 | 0 |
| Thomas | 2 | 4 | 2.0 | 4 | 0 |
| Hobley | 1 | 22 | 22.0 | 22 | 0 |
| Lankford | 1 | 0 | 0.0 | 0 | 0 |

| | | | | | |
|-----------------|----|-----|------|----|---|
| DOLPHINS | 15 | 126 | 8.4 | 28 | 0 |
| OPPONENTS | 25 | 335 | 13.4 | 48 | 1 |

| PUNTING | NO. | YDS. | AVG. | LG | BK |
|-----------------|-----|------|------|----|----|
| Roby | 58 | 2458 | 42.4 | 58 | 1 |
| DOLPHINS | 59 | 2458 | 41.7 | 58 | 1 |
| OPPONENTS | 62 | 2416 | 39.0 | 63 | 1 |

| PUNT RET. | NO. | YDS. | AVG. | LG | TD |
|-----------------|-----|------|------|-----|----|
| Schwedes | 18 | 210 | 11.7 | 70t | 1 |
| Stradford | 14 | 129 | 9.2 | 19 | 0 |
| Gibson | 1 | -1 | -1.0 | -1 | 0 |

| | | | | | |
|-----------------|----|-----|------|-----|---|
| DOLPHINS | 33 | 338 | 10.2 | 70t | 1 |
| OPPONENTS | 26 | 256 | 9.8 | 18 | 0 |

| KICKOFF RET. | NO. | YDS. | AVG. | LG | TD |
|------------------|-----|------|------|-----|----|
| Logan | 24 | 613 | 25.5 | 97t | 1 |
| Hampton | 17 | 303 | 17.8 | 34 | 0 |
| Reaves | 6 | 84 | 14.0 | 22 | 0 |
| Schwedes | 3 | 24 | 8.0 | 13 | 0 |
| Faola | 2 | 30 | 15.0 | 17 | 0 |
| Kinchen | 2 | 26 | 13.0 | 17 | 0 |
| A. Brown | 2 | 9 | 4.5 | 9 | 0 |
| Williams | 1 | 21 | 21.0 | 21 | 0 |
| Davenport | 1 | 19 | 19.0 | 19 | 0 |
| Ahrens | 1 | 10 | 10.0 | 10 | 0 |
| Goode | 1 | 8 | 8.0 | 8 | 0 |
| Brudzinski | 1 | 6 | 6.0 | 6 | 0 |
| DOLPHINS | 61 | 1153 | 18.9 | 97t | 1 |
| OPPONENTS | 63 | 1215 | 19.3 | 40 | 0 |

| SCORING | Ru | Pa | Rt | PAT | FG | S | TP |
|----------------|----|----|----|-------|-------|---|----|
| Stoyanovich .. | 0 | 0 | 0 | 38/39 | 19/26 | 0 | 95 |
| Clayton | 0 | 9 | 0 | 0 | 0 | 0 | 54 |
| Jensen | 0 | 6 | 0 | 0 | 0 | 0 | 36 |
| Smith | 6 | 0 | 0 | 0 | 0 | 0 | 36 |
| A. Brown | 0 | 5 | 0 | 0 | 0 | 0 | 30 |
| Edmunds | 0 | 3 | 0 | 0 | 0 | 0 | 18 |
| Logan | 0 | 0 | 2 | 0 | 0 | 0 | 12 |

| | | | | | | | |
|-----------------|---|---|---|---|---|---|----|
| Marino | 2 | 0 | 0 | 0 | 0 | 0 | 12 |
| Schwedes | 0 | 1 | 1 | 0 | 0 | 0 | 12 |
| Banks | 0 | 1 | 0 | 0 | 0 | 0 | 6 |
| Davenport | 1 | 0 | 0 | 0 | 0 | 0 | 6 |
| Duper | 0 | 1 | 0 | 0 | 0 | 0 | 6 |
| Stradford | 1 | 0 | 0 | 0 | 0 | 0 | 6 |
| Team | 0 | 0 | 0 | 0 | 0 | 1 | 2 |

| | | | | | | | |
|---------------|----|----|---|-------|-------|---|-----|
| DOLPHINS | 10 | 26 | 3 | 38/39 | 19/26 | 1 | 331 |
| OPPONENTS .. | 19 | 21 | 3 | 42/43 | 25/33 | 2 | 379 |

| FIELD GOALS | 1-19 | 20-29 | 30-39 | 40-49 | 50+ |
|-------------------|------|-------|-------|-------|-----|
| Stoyanovich | 1/1 | 8/8 | 5/6 | 4/8 | 1/3 |

| | | | | | |
|----------------|-----|-----|-------|-----|-----|
| DOLPHINS | 1/1 | 8/8 | 5/6 | 4/8 | 1/3 |
| OPPONENTS .. | 1/1 | 8/8 | 10/12 | 5/9 | 1/3 |

| SACKS | 1-19 | 20-29 | 30-39 | 40-49 | 50+ |
|---|------|-------|-------|-------|-----|
| Cross 10.0, Green 7.5, Sochia 5.0, Bosa 2.0, Kumerow 2.0, Offerdahl 1.5, Ahrens 1.0, Cline 1.0, Frye 1.0, Graf 1.0, Hobley 1.0, Junior 1.0, Krauss 1.0, Lankford 1.0, Thomas 1.0, Williams 1.0, TEAM 1.0. | | | | | |

DOLPHINS 39.0, OPPONENTS 10.0

| STARTERS | OFFENSE |
|----------|---------|
|----------|---------|

WR - Mark Duper (14), Fred Banks (2)
 LT - Jeff Dellenbach (15), Louis Cheek (1)
 LG - Roy Foster (16)
 C - Jeff Ulhenhake (15), Jeff Dellenbach (1)
 RG - Harry Galbreath (14), Tom Toth (2)
 RT - Ronnie Lee (15), Mark Dennis (1)
 TE - Ferrell Edmunds (16)
 WR - Mark Clayton (15), Fred Banks (1)
 QB - Dan Marino (16)
 RB - *Sammie Smith (12), Troy Stradford (4)
 FB - Tom Brown (7), Marc Logan (4), Ron Davenport (3), Jim Jensen (1), Nuu Faola (1)

| DEFENSE | LDE | T.J. Turner (11), John Bosa (3), Jackie Cline (2) |
|---------|-----|---|
|---------|-----|---|

NT - Brian Sochia (16)
 RDE - Jeff Cross (16)
 LOLB - E.J. Junior (12), Rick Graf (4)
 LILB - John Offerdahl (8), David Ahrens (8)
 RILB - Barry Krauss (12), Greg Clark (4)
 ROLB - Hugh Green (16)
 LCB - Paul Lankford (16)
 RCB - William Judson (14), Rodney Thomas (2)
 FS - Jarvis Williams (16)
 SS - *Louis Oliver (13), Liffort Hobley (3)

* Indicates Rookie

| PASSING | ATT. | COMP. | YDS. | PCT. | TD | INT. | LG | SCK/LST | RATING |
|-----------------|------|-------|------|-------|----|------|-----|---------|--------|
| Marino | 550 | 308 | 3997 | 56.0 | 24 | 22 | 78t | 10/86 | 76.9 |
| Secules | 50 | 22 | 286 | 44.0 | 1 | 3 | 44t | 0/0 | 44.3 |
| Jensen | 1 | 1 | 19 | 100.0 | 1 | 0 | 19t | 0/0 | 158.3 |
| DOLPHINS | 601 | 331 | 4302 | 55.1 | 26 | 25 | 78t | 10/86 | 74.9 |
| OPPONENTS | 513 | 315 | 3811 | 61.4 | 21 | 15 | 63t | 39/268 | 85.7 |

1990 FINAL STATISTICS (12-4)

| DATE | OPPONENT | SCORE | W/L | ATT. |
|-------|-----------------|-----------|-----|--------|
| 9/9 | at New England | 27-24 | W | 45,305 |
| 9/16 | BUFFALO | 30-7 | W | 68,142 |
| 9/23 | at N.Y. Giants | 3-20 | L | 76,483 |
| 9/30 | at Pittsburgh | 28-6 | W | 54,891 |
| 10/7 | N.Y. JETS | 20-16 | W | 69,678 |
| 10/18 | NEW ENGLAND | 17-10 | W | 62,630 |
| 10/28 | at Indianapolis | 27-7 | W | 59,213 |
| 11/4 | PHOENIX | 23-3 | W | 54,924 |
| 11/11 | at N.Y. Jets | 17-3 | W | 68,362 |
| 11/19 | L.A. RAIDERS | 10-13 | L | 70,553 |
| 11/25 | at Cleveland | 30-13 | W | 70,225 |
| 12/2 | at Washington | 20-42 | L | 53,599 |
| 12/9 | PHILADELPHIA | 23-20(OT) | W | 67,034 |
| 12/16 | SEATTLE | 24-17 | W | 57,851 |
| 12/23 | at Buffalo | 14-24 | L | 80,235 |
| 12/30 | INDIANAPOLIS | 23-17 | W | 59,547 |

| TEAM STATISTICS | MIA. | OPP. |
|-----------------------------|---------|---------|
| TOTAL FIRST DOWNS | 303 | 268 |
| By Rushing | 90 | 110 |
| By Passing | 190 | 145 |
| By Penalty | 23 | 13 |
| Third Down: Made/Att. | 88/206 | 79/207 |
| Fourth Down: Made/Att. | 10/13 | 7/18 |
| TOTAL NET YARDS | 5047 | 4547 |
| Average Per Game | 315.4 | 284.2 |
| Total Plays | 975 | 968 |
| Average Per Play | 5.2 | 4.7 |
| NET YARDS RUSHING | 1535 | 1831 |
| Average Per Game | 95.9 | 114.4 |
| Total Rushes | 420 | 461 |
| NET YARDS PASSING | 3512 | 2716 |
| Average Per Game | 219.5 | 169.8 |
| Tackled/Yards Lost. | 16/99 | 45/348 |
| Gross Yards | 3611 | 3064 |
| Attempts/Completions | 539/310 | 462/257 |
| Completion Percentage .. | 57.5 | 55.6 |
| Had Intercepted | 12 | 19 |
| PUNTS/AVERAGE | 72/42.0 | 75/40.0 |
| PENALTIES/YARDS | 64/486 | 95/759 |
| FUMBLES/BALL LOST | 33/15 | 23/8 |
| TOUCHDOWNS | 39 | 26 |
| By Rushing | 13 | 11 |
| By Passing | 21 | 14 |
| By Returns | 5 | 1 |

| Score By Quarters | 1 | 2 | 3 | 4 | OT | Total |
|-------------------|----|-----|----|----|----|-------|
| DOLPHINS | 60 | 113 | 77 | 83 | 3 | 336 |
| OPPONENTS | 30 | 108 | 39 | 65 | 0 | 242 |

| RUSHING | NO. | YDS. | AVG. | LG | TD |
|-----------------|-----|------|------|----|----|
| Smith | 226 | 831 | 3.7 | 33 | 8 |
| Logan | 79 | 317 | 4.0 | 17 | 2 |
| Stradford | 37 | 138 | 3.7 | 15 | 1 |
| Paige | 32 | 95 | 3.0 | 11 | 2 |
| Higgs | 10 | 67 | 6.7 | 27 | 0 |
| Secules | 8 | 34 | 4.3 | 17 | 0 |
| Marino | 16 | 29 | 1.8 | 15 | 0 |
| Limbrick | 5 | 14 | 2.8 | 5 | 0 |
| Martin | 1 | 8 | 8.0 | 8 | 0 |
| Jensen | 4 | 6 | 1.5 | 2 | 0 |
| Banks | 1 | 3 | 3.0 | 3 | 0 |
| Edmunds | 1 | -7 | -7.0 | -7 | 0 |
| DOLPHINS | 420 | 1535 | 3.7 | 33 | 13 |
| OPPONENTS | 461 | 1831 | 4.0 | 39 | 11 |

| RECEIVING | NO. | YDS. | AVG. | LG | TD |
|-----------------|-----|------|------|-----|----|
| Duper | 52 | 810 | 15.6 | 69t | 5 |
| Jensen | 44 | 365 | 8.3 | 18 | 1 |
| Paige | 35 | 247 | 7.1 | 17t | 4 |
| Clayton | 32 | 406 | 12.7 | 43 | 3 |
| Edmunds | 31 | 446 | 14.4 | 35 | 1 |
| Stradford | 30 | 257 | 8.6 | 23 | 0 |
| Martin | 29 | 388 | 13.4 | 45 | 2 |
| Pruitt | 13 | 235 | 18.1 | 35t | 3 |
| Banks | 13 | 131 | 10.1 | 23 | 0 |
| Smith | 11 | 134 | 12.2 | 53t | 1 |
| Logan | 7 | 54 | 7.7 | 12 | 0 |
| Schwedes | 6 | 66 | 11.0 | 19 | 1 |
| Limbrick | 4 | 23 | 5.8 | 9 | 0 |
| A. Brown | 3 | 49 | 16.3 | 24 | 0 |
| DOLPHINS | 310 | 3611 | 11.6 | 69t | 21 |
| OPPONENTS | 257 | 3064 | 11.9 | 64t | 14 |

| INTERCEPTIONS | NO. | YDS. | AVG. | LG | TD |
|-----------------|-----|------|------|-----|----|
| Oliver | 5 | 87 | 17.4 | 35 | 0 |
| Williams | 5 | 82 | 16.4 | 42t | 1 |
| McKyer | 4 | 40 | 10.0 | 21 | 0 |
| Glenn | 2 | 31 | 15.5 | 31t | 1 |
| Offerdahl | 1 | 28 | 28.0 | 28 | 0 |
| Hobley | 1 | 15 | 15.0 | 15 | 0 |
| Kumerow | 1 | 5 | 5.0 | 5 | 0 |
| DOLPHINS | 19 | 288 | 15.2 | 42t | 2 |
| OPPONENTS | 12 | 184 | 15.3 | 73 | 0 |

| PUNTING | NO. | YDS. | AVG. | LG | BK |
|-----------------|-----|------|------|----|----|
| Roby | 72 | 3022 | 42.0 | 62 | 0 |
| DOLPHINS | 72 | 3022 | 42.0 | 62 | 0 |
| OPPONENTS | 75 | 3001 | 40.0 | 63 | 1 |

| PUNT RET. | NO. | YDS. | AVG. | LG | TD |
|-----------------|-----|------|------|----|----|
| Martin | 26 | 140 | 5.4 | 35 | 0 |
| Schwedes | 9 | 89 | 9.9 | 23 | 0 |
| Stradford | 3 | 4 | 1.3 | 4 | 0 |
| Williams | 1 | 0 | 0.0 | 0 | 0 |
| DOLPHINS | 39 | 233 | 6.0 | 35 | 0 |
| OPPONENTS | 40 | 397 | 9.9 | 36 | 0 |

| KICKOFF RET. | NO. | YDS. | AVG. | LG | TD |
|-----------------|-----|------|------|----|----|
| Logan | 20 | 367 | 18.4 | 35 | 0 |
| Higgs | 10 | 210 | 21.0 | 30 | 0 |
| Stradford | 3 | 56 | 18.7 | 21 | 0 |
| Schwedes | 2 | 52 | 26.0 | 30 | 0 |
| Collins | 2 | 30 | 15.0 | 30 | 0 |
| Adams | 2 | 16 | 8.0 | 10 | 0 |
| Paige | 1 | 18 | 18.0 | 18 | 0 |
| Kinchen | 1 | 16 | 16.0 | 16 | 0 |
| Sims | 1 | 9 | 9.0 | 9 | 0 |
| Graf | 1 | 6 | 6.0 | 6 | 0 |
| DOLPHINS | 43 | 780 | 18.1 | 35 | 0 |
| OPPONENTS | 53 | 1092 | 20.6 | 38 | 0 |

| SCORING | Ru | Pa | Rt | PAT | FG | S | TP |
|----------------|----|----|----|-------|-------|---|-----|
| Stoyanovich .. | 0 | 0 | 0 | 37/37 | 21/25 | 0 | 100 |
| Smith | 8 | 1 | 0 | 0 | 0 | 0 | 54 |
| Paige | 2 | 4 | 0 | 0 | 0 | 0 | 36 |
| Duper | 0 | 5 | 0 | 0 | 0 | 0 | 30 |
| Clayton | 0 | 3 | 0 | 0 | 0 | 0 | 18 |
| Pruitt | 0 | 3 | 0 | 0 | 0 | 0 | 18 |
| Logan | 2 | 0 | 0 | 0 | 0 | 0 | 12 |
| Martin | 0 | 2 | 0 | 0 | 0 | 0 | 12 |

| | | | | | | | |
|-----------------|---|---|---|---|---|---|---|
| Edmunds | 0 | 1 | 0 | 0 | 0 | 0 | 6 |
| Glenn | 0 | 0 | 1 | 0 | 0 | 0 | 6 |
| Higgs | 0 | 0 | 1 | 0 | 0 | 0 | 6 |
| Jensen | 0 | 1 | 0 | 0 | 0 | 0 | 6 |
| Odum | 0 | 0 | 1 | 0 | 0 | 0 | 6 |
| Schwedes | 0 | 1 | 0 | 0 | 0 | 0 | 6 |
| Sochia | 0 | 0 | 1 | 0 | 0 | 0 | 6 |
| Stradford | 1 | 0 | 0 | 0 | 0 | 0 | 6 |
| Williams | 0 | 0 | 1 | 0 | 0 | 0 | 6 |
| Team | 0 | 0 | 0 | 0 | 0 | 1 | 2 |

| | | | | | | | |
|---------------|----|----|---|-------|-------|---|-----|
| DOLPHINS | 13 | 21 | 5 | 37/37 | 21/25 | 1 | 336 |
| OPPONENTS .. | 11 | 14 | 1 | 26/26 | 20/29 | 0 | 242 |

| FIELD GOALS | 1-19 | 20-29 | 30-39 | 40-49 | 50+ |
|-------------------|------|-------|-------|-------|-----|
| Stoyanovich | 2/2 | 7/8 | 6/7 | 4/5 | 2/3 |

| | | | | | |
|----------------|-----|-----|-----|-----|-----|
| DOLPHINS | 2/2 | 7/8 | 6/7 | 4/5 | 2/3 |
| OPPONENTS .. | 1/1 | 6/6 | 4/9 | 7/8 | 2/5 |

| SACKS | 1-9 | 10-19 | 20-29 | 30-39 | 40-49 | 50+ |
|--|-----|-------|-------|-------|-------|-----|
| Cross 11.5, Junior 6.0, Griggs 5.5, Wilson 4.0, Hobley 3.0, Oglesby 2.5, Green 2.0, Williams 2.0, Lee 1.5, J.B. Brown 1.0, Glenn 1.0, Odum 1.0, Offerdahl 1.0, Oliver 1.0, Sochia 1.0, Turner 1.0. | | | | | | |
| DOLPHINS 45.0, OPPONENTS 16.0 | | | | | | |

| STARTERS |
|--|
| OFFENSE |
| WR - Mark Duper (15), Jim Jensen (1) |
| LT - *Richmond Webb (16) |
| LG - *Keith Sims (13), Roy Foster (3) |
| C - Jeff Ulhenhake (16) |
| RG - Harry Galbreath (16) |
| RT - Mark Dennis (16) |
| TE - Forrell Edmunds (16) |
| WR - Mark Clayton (10), Tony Martin (5), Fred Banks (1) |
| QB - Dan Marino (16) |
| RB - Sammie Smith (16) |
| FB - Tony Paige (13), Garrett Limbrick (2), Jim Jensen (1) |

| DEFENSE |
|---|
| LDE - T.J. Turner (12), Brian Sochia (2), Karl Wilson (2) |
| NT - Shawn Lee (10), *Alfred Oglesby (6) |
| RDE - Jeff Cross (16) |
| LOLB - David Griggs (16) |
| LILB - John Offerdahl (16) |
| RILB - Cliff Odum (16) |
| ROLB - Hugh Green (16) |
| LCB - Tim McKyer (16) |
| RCB - J.B. Brown (16) |
| SS - Jarvis Williams (16) |
| FS - Louis Oliver (16) |

* Indicates Rookie

| PASSING | ATT. | COMP. | YDS. | PCT. | TD | INT. | LG | SCK/LST | RATING |
|-----------------|------|-------|------|-------|----|------|-----|---------|--------|
| Marino | 531 | 306 | 3563 | 57.6 | 21 | 11 | 69t | 15/90 | 82.6 |
| Secules | 7 | 3 | 17 | 42.9 | 0 | 1 | 8 | 1/9 | 10.7 |
| Jensen | 1 | 1 | 31 | 100.0 | 0 | 0 | 31 | 0/0 | 118.8 |
| DOLPHINS | 539 | 310 | 3611 | 57.5 | 21 | 12 | 69t | 16/99 | 81.6 |
| OPPONENTS | 462 | 257 | 3064 | 55.6 | 14 | 19 | 64t | 45/348 | 69.0 |

1991 FINAL STATISTICS (8-8)

| DATE | OPPONENT | SCORE | W/L | ATT. |
|-------|-----------------|-----------|-----|--------|
| 9/1 | at Buffalo | 31-35 | L | 80,252 |
| 9/8 | INDIANAPOLIS | 17-6 | W | 51,155 |
| 9/15 | at Detroit | 13-17 | L | 56,896 |
| 9/22 | GREEN BAY | 16-13 | W | 56,583 |
| 9/29 | at N.Y. Jets | 23-41 | L | 71,170 |
| 10/6 | at New England | 20-10 | W | 49,749 |
| 10/13 | at Kansas City | 7-42 | L | 76,021 |
| 10/20 | HOUSTON | 13-17 | L | 60,705 |
| 11/3 | at Indianapolis | 10-6 | W | 55,899 |
| 11/10 | NEW ENGLAND | 30-20 | W | 56,065 |
| 11/18 | BUFFALO | 27-41 | L | 71,062 |
| 11/24 | at Chicago | 16-13(OT) | W | 58,288 |
| 12/1 | TAMPA BAY | 33-14 | W | 51,036 |
| 12/9 | CINCINNATI | 37-13 | W | 60,616 |
| 12/15 | at San Diego | 30-38 | L | 47,731 |
| 12/22 | N.Y. JETS | 20-23(OT) | L | 69,636 |

| TEAM STATISTICS | MIA. | OPP. |
|-----------------------------|---------|---------|
| TOTAL FIRST DOWNS | 312 | 327 |
| By Rushing | 91 | 133 |
| By Passing | 205 | 177 |
| By Penalty | 16 | 17 |
| Third Down: Made/Att. | 84/205 | 103/210 |
| Fourth Down: Made/Att. | 10/13 | 6/10 |
| TOTAL NET YARDS | 5241 | 5406 |
| Average Per Game | 327.6 | 337.6 |
| Total Plays | 970 | 1019 |
| Average Per Play | 5.4 | 5.3 |
| NET YARDS RUSHING..... | 1352 | 2301 |
| Average Per Game | 84.5 | 143.8 |
| Total Rushes | 379 | 499 |
| NET YARDS PASSING | 3889 | 3105 |
| Average Per Game | 243.1 | 194.1 |
| Tackled/Yards Lost..... | 28/188 | 35/248 |
| Gross Yards | 4077 | 3353 |
| Attempts/Completions..... | 563/327 | 485/300 |
| Completion Percentage | 58.1 | 61.9 |
| Had Intercepted | 14 | 12 |
| PUNTS/AVERAGE | 57/44.8 | 65/39.8 |
| PENALTIES/YARDS | 62/516 | 91/684 |
| FUMBLES/BALL LOST | 23/14 | 19/9 |
| TOUCHDOWNS | 35 | 40 |
| By Rushing | 8 | 17 |
| By Passing | 26 | 18 |
| By Returns | 1 | 5 |

| Score By Quarters | 1 | 2 | 3 | 4 | OT | Total |
|-------------------|----|-----|----|-----|----|-------|
| DOLPHINS | 55 | 119 | 51 | 115 | 3 | 343 |
| OPPONENTS | 65 | 100 | 75 | 106 | 3 | 349 |

| RUSHING | NO. | YDS. | AVG. | LG | TD |
|-----------------|-----|------|------|----|----|
| Higgs | 231 | 905 | 3.9 | 24 | 4 |
| S. Smith | 83 | 297 | 3.6 | 18 | 1 |
| Craver | 20 | 58 | 2.9 | 7 | 1 |
| Marino | 27 | 32 | 1.2 | 11 | 1 |
| Secules | 4 | 30 | 7.5 | 12 | 1 |
| Paige | 10 | 25 | 2.5 | 6 | 0 |
| Logan | 4 | 5 | 1.3 | 2 | 0 |
| DOLPHINS | 379 | 1352 | 3.6 | 24 | 8 |
| OPPONENTS | 499 | 2301 | 4.6 | 63 | 17 |

| RECEIVING | NO. | YDS. | AVG. | LG | TD |
|---------------|-----|------|------|----|----|
| Duper | 70 | 1085 | 15.5 | 43 | 5 |
| Clayton | 70 | 1053 | 15.0 | 43 | 12 |
| Paige | 57 | 469 | 8.2 | 26 | 1 |
| Martin | 27 | 434 | 16.1 | 54 | 2 |
| Jensen | 21 | 183 | 8.7 | 19 | 2 |

| PASSING | ATT. | COMP. | YDS. | PCT. | TD | INT. | LG | SCK/LST | RATING |
|----------------|------|-------|------|-------|----|------|----|---------|--------|
| Marino | 549 | 318 | 3970 | 57.9 | 25 | 13 | 54 | 27/182 | 85.8 |
| Secules | 13 | 8 | 90 | 61.5 | 1 | 1 | 17 | 1/6 | 75.8 |
| Jensen | 1 | 1 | 17 | 100.0 | 0 | 0 | 17 | 0/0 | 118.8 |
| DOLPHINS..... | 563 | 327 | 4077 | 58.1 | 26 | 14 | 54 | 28/188 | 85.7 |
| OPPONENTS..... | 485 | 300 | 3353 | 61.9 | 18 | 12 | 54 | 35/348 | 84.5 |

| | | | | | |
|-----------------|-----|------|------|----|----|
| Baty | 20 | 269 | 13.5 | 30 | 1 |
| S. Smith | 14 | 95 | 6.8 | 12 | 0 |
| Edmunds | 11 | 118 | 10.7 | 22 | 2 |
| Higgs | 11 | 80 | 7.3 | 13 | 0 |
| Banks | 9 | 119 | 13.2 | 25 | 1 |
| Craver | 8 | 67 | 8.4 | 25 | 0 |
| Miller | 4 | 49 | 12.3 | 15 | 0 |
| Pruitt | 2 | 30 | 15.0 | 24 | 0 |
| Henry | 2 | 17 | 8.5 | 9 | 0 |
| Sims | 1 | 9 | 9.0 | 9 | 0 |
| DOLPHINS | 327 | 4077 | 12.5 | 54 | 26 |
| OPPONENTS | 300 | 3353 | 11.2 | 54 | 18 |

| INTERCEPTIONS | NO. | YDS. | AVG. | LG | TD |
|-------------------|-----|------|------|----|----|
| Oliver | 5 | 80 | 16.0 | 37 | 0 |
| Harden | 2 | 39 | 19.5 | 22 | 0 |
| Lee | 1 | 14 | 14.0 | 14 | 0 |
| Reichenbach | 1 | 2 | 2.0 | 2 | 0 |
| Brown | 1 | 0 | 0.0 | 0 | 0 |
| J. Williams | 1 | 0 | 0.0 | 0 | 0 |
| Odum | 1 | 0 | 0.0 | 0 | 0 |
| DOLPHINS | 12 | 135 | 11.3 | 37 | 0 |
| OPPONENTS | 14 | 217 | 15.5 | 83 | 2 |

| PUNTING | NO. | YDS. | AVG. | LG | BK |
|-------------------|-----|------|------|----|----|
| Roby | 54 | 2466 | 45.7 | 64 | 1 |
| Stoyanovich | 2 | 85 | 42.5 | 49 | 0 |
| DOLPHINS | 56 | 2551 | 44.8 | 64 | 1 |
| OPPONENTS | 65 | 2588 | 39.8 | 61 | 2 |

| PUNT RET. | NO. | YDS. | AVG. | LG | TD |
|-----------------|-----|------|------|----|----|
| Miller | 28 | 248 | 8.9 | 32 | 0 |
| Martin | 1 | 10 | 10.0 | 10 | 0 |
| Junior | 1 | 0 | 0.0 | 0 | 0 |
| DOLPHINS | 30 | 258 | 8.6 | 32 | 0 |
| OPPONENTS | 30 | 332 | 11.1 | 39 | 0 |

| KICKOFF RET. | NO. | YDS. | AVG. | LG | TD |
|-------------------|-----|------|------|----|----|
| Craver | 32 | 615 | 19.2 | 49 | 0 |
| Logan | 12 | 191 | 15.9 | 31 | 0 |
| Paige | 2 | 31 | 15.5 | 16 | 0 |
| Hill | 1 | 33 | 33.0 | 33 | 0 |
| Henry | 1 | 13 | 13.0 | 13 | 0 |
| J. Williams | 1 | 7 | 7.0 | 7 | 0 |
| Dellenbach | 1 | 0 | 0.0 | 0 | 0 |
| DOLPHINS | 50 | 890 | 17.8 | 49 | 0 |
| OPPONENTS | 66 | 1270 | 19.2 | 39 | 0 |

| SCORING | Ru | Pa | Rt | PAT | FG | S | TP |
|-----------------|----|----|----|-------|-------|---|-----|
| Stoyanovich .. | 0 | 0 | 0 | 28/29 | 31/37 | 0 | 121 |
| Clayton | 0 | 12 | 0 | 0 | 0 | 0 | 72 |
| Duper | 0 | 5 | 0 | 0 | 0 | 0 | 30 |
| Higgs | 4 | 0 | 0 | 0 | 0 | 0 | 24 |
| Edmunds | 0 | 2 | 0 | 0 | 0 | 0 | 12 |
| Jensen | 0 | 2 | 0 | 0 | 0 | 0 | 12 |
| Martin | 0 | 2 | 0 | 0 | 0 | 0 | 12 |
| Baumann | 0 | 0 | 0 | 6/6 | 2/2 | 0 | 12 |
| Banks | 0 | 1 | 0 | 0 | 0 | 0 | 6 |
| Baty | 0 | 1 | 0 | 0 | 0 | 0 | 6 |
| Craver | 1 | 0 | 0 | 0 | 0 | 0 | 6 |
| Klingbeil | 0 | 0 | 1 | 0 | 0 | 0 | 6 |
| Marino | 1 | 0 | 0 | 0 | 0 | 0 | 6 |
| Paige | 0 | 1 | 0 | 0 | 0 | 0 | 6 |
| S. Smith | 1 | 0 | 0 | 0 | 0 | 0 | 6 |
| Secules | 1 | 0 | 0 | 0 | 0 | 0 | 6 |
| DOLPHINS | 8 | 26 | 1 | 34/35 | 33/39 | 0 | 343 |
| OPPONENTS | 17 | 18 | 5 | 40/40 | 23/33 | 0 | 349 |

| FIELD GOALS | 1-19 | 20-29 | 30-39 | 40-49 | 50+ |
|-------------------|------|-------|-------|-------|-----|
| Stoyanovich | 2/2 | 8/8 | 11/12 | 7/10 | 3/5 |
| Baumann | 0/0 | 1/1 | 0/0 | 1/1 | 0/0 |
| DOLPHINS | 2/2 | 9/9 | 11/12 | 8/11 | 3/5 |
| OPPONENTS .. | 1/1 | 9/11 | 6/7 | 6/9 | 1/5 |

| SACKS |
|--|
| Cross 7.0, Griggs 5.5, Junior 5.0, Klingbeil 5.0 |
| Turner 4.0, B. Cox 2.0, Offerdahl 1.5, Gardner |
| 1.0, H. Green 1.0, Harden 1.0, Odom 1.0 |
| TEAM 1.0 |

DOLPHINS 35.0, OPPONENTS 28.0

| STARTERS |
|--|
| OFFENSE |
| WR – Mark Duper (16) |
| LT – Richmond Webb (14), Jeff Dellenbach (2) |
| LG – Keith Sims (12), Bert Weidner (4) |
| C – Jeff Uhlenhake (10), Bert Weidner (6) |
| RG – Harry Galbreath (16) |
| RT – Mark Dennis (16) |
| TE – Greg Baty (8), Ferrell Edmunds (8) |
| WR – Mark Clayton (16) |
| QB – Dan Marino (16) |
| RB – Mark Higgs (10), Sammie Smith (6) |
| FB – Tony Paige (16) |

| DEFENSE |
|---|
| LDE – Alfred Oglesby (8), T.J. Turner (8) |
| NT – Chuck Klingbeil (4), Alfred Oglesby (4), T. J. Turner (4), Brian Sochia (2), Shawn Lee (2) |
| RDE – Jeff Cross (16) |
| LOLB – David Griggs (16) |
| LILB – Cliff Odum (11), Mike Reichenbach (5) |
| RILB – Mike Reichenbach (10), John Offerdahl (6) |
| ROLB – "Bryan Cox (13), Hugh Green (3) |
| LCB – Vestee Jackson (11), Michael McGruder (5) |
| RCB – J.B. Brown (11), Vestee Jackson (5) |
| SS – Jarvis Williams (11), Bobby Harden (5) |
| FS – Louis Oliver (16) |

* Indicates Rookie

1992 FINAL STATISTICS (11-5)

| DATE | OPPONENT | SCORE | W/L | ATT. |
|-------|------------------|-----------|-----|--------|
| 9/14 | at Cleveland | 27-23 | W | 74,765 |
| 9/20 | L.A. RAMS | 26-10 | W | 55,945 |
| 9/27 | at Seattle | 19-17 | W | 59,374 |
| 10/4 | at Buffalo | 37-10 | W | 80,368 |
| 10/11 | ATLANTA | 21-17 | W | 68,633 |
| 10/18 | NEW ENGLAND | 38-17 | W | 61,120 |
| 10/25 | INDIANAPOLIS | 20-31 | L | 61,117 |
| 11/1 | at N.Y. Jets | 14-26 | L | 69,313 |
| 11/8 | at Indianapolis | 28-0 | W | 59,892 |
| 11/16 | BUFFALO | 20-26 | L | 70,629 |
| 11/22 | HOUSTON | 19-16 | W | 63,597 |
| 11/29 | at New Orleans | 13-24 | L | 68,591 |
| 12/6 | at San Francisco | 3-27 | L | 58,474 |
| 12/14 | L.A. RAIDERS | 20-7 | W | 67,098 |
| 12/20 | N.Y. JETS | 19-17 | W | 68,275 |
| 12/27 | at New England | 16-13(OT) | W | 34,726 |

| TEAM STATISTICS | MIA. | OPP. |
|-----------------------------|---------|---------|
| TOTAL FIRST DOWNS | 316 | 273 |
| By Rushing | 101 | 92 |
| By Passing | 194 | 168 |
| By Penalty | 21 | 13 |
| Third Down: Made/Att. | 78/201 | 88/217 |
| Fourth Down: Made/Att. | 8/16 | 7/20 |
| TOTAL NET YARDS | 5500 | 4583 |
| Average Per Game | 343.8 | 286.4 |
| Total Plays | 998 | 976 |
| Average Per Play | 5.5 | 4.7 |
| NET YARDS RUSHING | 1525 | 1600 |
| Average Per Game | 95.3 | 100.0 |
| Total Rushes | 407 | 428 |
| NET YARDS PASSING | 3975 | 2983 |
| Average Per Game | 248.8 | 186.4 |
| Tackled/Yards Lost | 281/73 | 36/283 |
| Gross Yards | 4148 | 3226 |
| Attempts/Completions | 563/332 | 512/294 |
| Completion Percentage | 59.0 | 57.4 |
| Had Intercepted | 17 | 18 |
| PUNTS/AVERAGE | 61/39.7 | 74/40.1 |
| PENALTIES/YARDS | 86/656 | 89/679 |
| FUMBLES/BALL LOST | 31/17 | 25/14 |
| TOUCHDOWNS | 36 | 32 |
| By Rushing | 9 | 9 |
| By Passing | 24 | 16 |
| By Returns | 3 | 7 |

| Score By Quarters | 1 | 2 | 3 | 4 | OT | Total |
|-------------------|----|----|----|----|----|-------|
| DOLPHINS | 75 | 85 | 87 | 90 | 3 | 340 |
| OPPONENTS | 49 | 80 | 71 | 81 | 0 | 281 |

| RUSHING | NO. | YDS. | AVG. | LG | TD |
|-----------------|-----|------|------|----|----|
| Higgs | 256 | 915 | 3.6 | 23 | 7 |
| Humphrey | 102 | 471 | 4.6 | 21 | 1 |
| Marino | 20 | 66 | 3.3 | 12 | 0 |
| Parmalee | 6 | 38 | 6.3 | 20 | 0 |
| Paige | 7 | 11 | 1.6 | 6 | 1 |
| Mitchell | 8 | 10 | 1.3 | 8 | 0 |
| Craver | 3 | 9 | 3.0 | 8 | 0 |
| Saxon | 4 | 7 | 1.8 | 4 | 0 |
| Martin | 1 | -2 | -2.0 | -2 | 0 |
| DOLPHINS | 407 | 1525 | 3.7 | 23 | 9 |
| OPPONENTS | 428 | 1600 | 3.7 | 40 | 9 |

| RECEIVING | NO. | YDS. | AVG. | LG | TD |
|------------------|-----|------|------|----|----|
| Humphrey | 54 | 507 | 9.4 | 26 | 1 |
| K. Jackson | 48 | 594 | 12.4 | 42 | 5 |
| Paige | 48 | 399 | 8.3 | 30 | 1 |

| PASSING | ATT. | COMP. | YDS. | PCT. | TD | INT. | LG | SCK/LST | RATING |
|-----------------|------|-------|------|------|----|------|-----|---------|--------|
| Marino | 554 | 330 | 4116 | 59.6 | 24 | 16 | 62t | 28/173 | 85.1 |
| Mitchell | 8 | 2 | 32 | 25.0 | 0 | 1 | 18 | 0/0 | 4.2 |
| Martin | 1 | 0 | 0 | 0.0 | 0 | 0 | 0 | 0/0 | 39.6 |
| DOLPHINS | 563 | 332 | 4148 | 59.0 | 24 | 17 | 62t | 28/173 | 83.6 |
| OPPONENTS | 512 | 294 | 3266 | 57.4 | 16 | 18 | 60 | 36/283 | 72.3 |

| | | | | | |
|-------------------|----|-----|------|-----|---|
| Duper | 44 | 762 | 17.3 | 62t | 7 |
| Clayton | 43 | 619 | 14.4 | 44t | 3 |
| Martin | 33 | 553 | 16.8 | 55t | 2 |
| Banks | 22 | 319 | 14.5 | 39t | 3 |
| Higgs | 16 | 142 | 8.9 | 21 | 0 |
| Edmunds | 10 | 91 | 9.1 | 15 | 1 |
| Saxon | 5 | 41 | 8.2 | 14 | 0 |
| Clark | 3 | 59 | 19.7 | 45 | 0 |
| M. Williams | 3 | 43 | 14.3 | 18 | 0 |
| Baty | 3 | 19 | 6.3 | 12 | 1 |

| | | | | | |
|-----------------|-----|------|------|-----|----|
| DOLPHINS | 332 | 4148 | 12.5 | 62t | 24 |
| OPPONENTS | 294 | 3266 | 11.1 | 60 | 16 |

| INTERCEPTIONS | NO. | YDS. | AVG. | LG | TD |
|-------------------|-----|------|------|------|----|
| Oliver | 5 | 200 | 40.0 | 103t | 1 |
| Brown | 4 | 119 | 29.8 | 48 | 1 |
| V. Jackson | 3 | 63 | 21.0 | 30t | 1 |
| Vincent | 2 | 47 | 23.5 | 32 | 0 |
| J. Williams | 2 | 29 | 14.5 | 25 | 0 |
| Alexander | 1 | 0 | 0.0 | 0 | 0 |
| Cox | 1 | 0 | 0.0 | 0 | 0 |

| | | | | | |
|-----------------|----|-----|------|------|---|
| DOLPHINS | 18 | 458 | 25.4 | 103t | 3 |
| OPPONENTS | 17 | 446 | 26.2 | 102t | 4 |

| PUNTING | NO. | YDS. | AVG. | LG | BK |
|----------------|-----|------|------|----|----|
| Roby | 35 | 1443 | 41.2 | 60 | 0 |
| Prokop | 24 | 891 | 37.1 | 56 | 0 |
| Stoyanovich .. | 2 | 90 | 45.0 | 48 | 0 |

| | | | | | |
|-----------------|----|------|------|----|---|
| DOLPHINS | 61 | 2424 | 39.7 | 60 | 0 |
| OPPONENTS | 74 | 2971 | 40.1 | 59 | 1 |

| PUNT RET. | NO. | YDS. | AVG. | LG | TD |
|-------------------|-----|------|------|----|----|
| Miller | 24 | 175 | 7.3 | 19 | 0 |
| Vincent | 5 | 16 | 3.2 | 6 | 0 |
| Martin | 1 | 0 | 0.0 | 0 | 0 |
| J. Williams | 1 | 0 | 0.0 | 0 | 0 |

| | | | | | |
|-----------------|----|-----|------|-----|---|
| DOLPHINS | 31 | 191 | 6.2 | 19 | 0 |
| OPPONENTS | 33 | 382 | 11.6 | 84t | 1 |

| KICKOFF RET. | NO. | YDS. | AVG. | LG | TD |
|------------------|-----|------|------|----|----|
| M. Williams | 19 | 328 | 17.3 | 28 | 0 |
| Parmalee | 14 | 289 | 20.6 | 32 | 0 |
| Craver | 8 | 174 | 21.8 | 44 | 0 |
| Paige | 2 | 29 | 14.5 | 19 | 0 |
| Humphrey | 1 | 18 | 18.0 | 18 | 0 |

| | | | | | |
|-----------------|----|------|------|----|---|
| DOLPHINS | 44 | 838 | 19.0 | 44 | 0 |
| OPPONENTS | 65 | 1380 | 21.2 | 82 | 0 |

| SCORING | Ru | Pa | Rt | PAT | FG | S | TP |
|------------------|----|----|----|-------|-------|---|-----|
| Stoyanovich .. | 0 | 0 | 0 | 34/36 | 30/37 | 0 | 124 |
| Duper | 0 | 7 | 0 | 0 | 0 | 0 | 42 |
| Higgs | 7 | 0 | 0 | 0 | 0 | 0 | 42 |
| K. Jackson | 0 | 5 | 0 | 0 | 0 | 0 | 30 |
| Banks | 0 | 3 | 0 | 0 | 0 | 0 | 18 |
| Clayton | 0 | 3 | 0 | 0 | 0 | 0 | 18 |
| Humphrey | 1 | 1 | 0 | 0 | 0 | 0 | 12 |
| Martin | 0 | 2 | 0 | 0 | 0 | 0 | 12 |
| Paige | 1 | 1 | 0 | 0 | 0 | 0 | 12 |
| Baty | 0 | 1 | 0 | 0 | 0 | 0 | 6 |
| Brown | 0 | 0 | 1 | 0 | 0 | 0 | 6 |
| Edmunds | 0 | 1 | 0 | 0 | 0 | 0 | 6 |
| V. Jackson | 0 | 0 | 1 | 0 | 0 | 0 | 6 |
| Oliver | 0 | 0 | 1 | 0 | 0 | 0 | 6 |

| | | | | | | | |
|-----------------|---|----|---|-------|-------|---|-----|
| DOLPHINS | 9 | 24 | 3 | 34/36 | 30/37 | 0 | 340 |
| OPPONENTS | 9 | 16 | 7 | 30/32 | 19/26 | 1 | 281 |

| FIELD GOALS | 1-19 | 20-29 | 30-39 | 40-49 | 50+ |
|-------------------|------|-------|-------|-------|-----|
| Stoyanovich | 0/0 | 9/9 | 14/16 | 4/4 | 3/8 |
| DOLPHINS | 0/0 | 9/9 | 14/16 | 4/4 | 3/8 |
| OPPONENTS | 2/2 | 8/8 | 4/5 | 3/8 | 2/3 |

| SACKS | |
|---|--|
| Cox 14.0, Coleman 6.0, Cross 5.0, Griggs 3.0, Hobley 2.0, Offerdahl 1.5, Webster 1.5, Braggs 1.0, Hollier 1.0, Klingbeil 1.0. | |

DOLPHINS 36.0, OPPONENTS 28.0

| STARTERS | |
|--|--|
| OFFENSE | |
| WR - Mark Duper (16) | |
| LT - Richmond Webb (16) | |
| LG - Keith Sims (16) | |
| C - Jeff Uhlenhake (13), Bert Weidner (3) | |
| RG - Harry Galbreath (16) | |
| RT - Jeff Dellenbach (8), Mark Dennis (8) | |
| TE - Keith Jackson (11), Ferrell Edmunds (5) | |
| WR - Mark Clayton (13), Tony Martin (3) | |
| QB - Dan Marino (16) | |
| RB - Mark Higgs (15), Bobby Humphrey (1) | |

| DEFENSE | |
|---|--|
| LDE - Jeff Cross (7), David Griggs (4), T. J. Turner (4), Marco Coleman (1) | |
| NT - Chuck Klingbeil (13), Jeff Cross (2), T.J. Turner (1) | |
| RDE - Marco Coleman (7), Jeff Cross (7), Chuck Klingbeil (2) | |
| LOLB - David Griggs (9), Marco Coleman (7) | |
| LILB - John Grimsley (11), Bryan Cox (1), Dwight Hollier (1), Mark Sander (1) | |
| RILB - John Offerdahl (8), Dwight Hollier (4), Bryan Cox (1), Mark Sander (1) | |
| ROLB - Bryan Cox (14) | |
| LCB - Troy Vincent (11), Chris Green (2), J.B. Brown (1), Kerry Glenn (1), Vestee Jackson (1) | |
| RCB - J.B. Brown (14), Bruce Alexander (1), Vestee Jackson (1) | |
| SS - Jarvis Williams (10), Liffort Hobley (5), Troy Vincent (1) | |
| FS - Louis Oliver (16) | |
| 5th DB - Vestee Jackson (3), Troy Vincent (2), J.B. Brown (1) | |

* Indicates Rookie

1993 FINAL STATISTICS (9-7)

| DATE | OPPONENT | SCORE | W/L | ATT. |
|-------|-----------------|-----------|-----|--------|
| 9/5 | at Indianapolis | 24-20 | W | 51,858 |
| 9/12 | N.Y. JETS | 14-24 | L | 70,314 |
| 9/26 | at Buffalo | 22-13 | W | 79,635 |
| 10/4 | WASHINGTON | 17-10 | W | 68,568 |
| 10/10 | at Cleveland | 24-14 | W | 78,138 |
| 10/24 | INDIANAPOLIS | 41-27 | W | 57,301 |
| 10/31 | KANSAS CITY | 30-10 | W | 67,765 |
| 11/7 | at N.Y. Jets | 10-27 | L | 71,306 |
| 11/14 | at Philadelphia | 19-14 | W | 64,213 |
| 11/21 | NEW ENGLAND | 17-13 | W | 59,982 |
| 11/25 | at Dallas | 16-14 | W | 60,198 |
| 12/5 | N.Y. GIANTS | 14-19 | L | 72,161 |
| 12/13 | PITTSBURGH | 20-21 | L | 70,232 |
| 12/19 | BUFFALO | 34-47 | L | 71,597 |
| 12/27 | at San Diego | 20-45 | L | 60,311 |
| 1/2 | at New England | 27-33(OT) | L | 53,883 |

| TEAM STATISTICS | MIA. | OPP. |
|-----------------------------|---------|---------|
| TOTAL FIRST DOWNS | 309 | 332 |
| By Rushing | 85 | 103 |
| By Passing | 207 | 205 |
| By Penalty | 17 | 24 |
| Third Down: Made/Att. | 100/218 | 103/229 |
| Fourth Down: Made/Att. ... | 8/17 | 3/10 |
| TOTAL NET YARDS | 5812 | 5150 |
| Average Per Game | 363.3 | 321.9 |
| Total Plays..... | 1030 | 1061 |
| Average Per Play | 5.6 | 4.9 |
| NET YARDS RUSHING..... | 1459 | 1665 |
| Average Per Game | 91.2 | 104.1 |
| Total Rushes | 419 | 460 |
| NET YARDS PASSING..... | 4353 | 3485 |
| Average Per Game | 272.1 | 217.8 |
| Tackled/Yards Lost..... | 30/211 | 29/197 |
| Gross Yards | 4564 | 3682 |
| Attempts/Completions..... | 581/342 | 572/350 |
| Completion Percentage | 58.9 | 61.2 |
| Had Intercepted | 18 | 13 |
| PUNTS/AVERAGE | 58/39.7 | 76/41.3 |
| PENALTIES/YARDS | 81/663 | 92/650 |
| FUMBLES/BALL LOST | 32/16 | 30/14 |
| TOUCHDOWNS | 40 | 43 |
| By Rushing | 10 | 12 |
| By Passing | 27 | 26 |
| By Returns | 3 | 5 |

| Score By Quarters | 1 | 2 | 3 | 4 | OT | Total |
|-------------------|-----|-----|----|----|----|-------|
| DOLPHINS | 100 | 76 | 85 | 88 | 0 | 349 |
| OPPONENTS | 56 | 126 | 71 | 92 | 6 | 351 |

| RUSHING | NO. | YDS. | AVG. | LG | TD |
|-----------------|-----|------|------|----|----|
| Higgs | 186 | 693 | 3.7 | 31 | 3 |
| Kirby | 119 | 390 | 3.3 | 20 | 3 |
| Byars | 64 | 269 | 4.2 | 77 | 3 |
| Mitchell | 21 | 89 | 4.2 | 32 | 0 |
| Parmalee | 4 | 16 | 4.0 | 12 | 0 |
| Saxon | 5 | 13 | 2.6 | 9 | 0 |
| Martin | 1 | 6 | 6.0 | 6 | 0 |
| Pederson | 2 | -1 | -0.5 | 0 | 0 |
| DeBerg | 4 | -4 | -1.0 | -1 | 0 |
| Fryar | 3 | -4 | -1.3 | 2 | 0 |
| Marino | 9 | -4 | -0.4 | 4 | 1 |
| McDuffie | 1 | -4 | -4.0 | -4 | 0 |
| DOLPHINS | 419 | 1459 | 3.5 | 77 | 10 |
| OPPONENTS | 460 | 1665 | 3.6 | 65 | 12 |

| RECEIVING | NO. | YDS. | AVG. | LG | TD |
|------------------|-----|------|------|----|----|
| Kirby | 75 | 874 | 11.7 | 47 | 3 |
| Fryar | 64 | 1010 | 15.8 | 65 | 5 |
| Byars | 61 | 613 | 10.0 | 27 | 3 |
| Ingram | 44 | 707 | 16.1 | 77 | 3 |
| K. Jackson | 39 | 613 | 15.7 | 57 | 6 |
| Martin | 20 | 347 | 17.4 | 80 | 3 |
| McDuffie | 19 | 197 | 10.4 | 18 | 0 |
| Higgs | 10 | 72 | 7.2 | 15 | 0 |
| Baty | 5 | 78 | 15.6 | 32 | 1 |
| Miller | 2 | 15 | 7.5 | 8 | 0 |
| Banks | 1 | 26 | 26.0 | 26 | 0 |
| M. Williams | 1 | 11 | 11.0 | 11 | 0 |
| Parmalee | 1 | 1 | 1.0 | 1 | 0 |
| DOLPHINS | 342 | 4564 | 13.3 | 80 | 27 |
| OPPONENTS | 350 | 3682 | 10.5 | 54 | 26 |

| INTERCEPTIONS | NO. | YDS. | AVG. | LG | TD |
|-----------------|-----|------|------|----|----|
| Brown | 5 | 43 | 8.6 | 29 | 0 |
| Oliver | 2 | 60 | 30.0 | 56 | 1 |
| Vincent | 2 | 29 | 14.5 | 23 | 0 |
| Green | 2 | 0 | 0.0 | 0 | 0 |
| Cox | 1 | 26 | 26.0 | 26 | 0 |
| Hobley | 1 | 17 | 17.0 | 17 | 0 |
| DOLPHINS | 13 | 175 | 13.5 | 56 | 1 |
| OPPONENTS | 18 | 329 | 18.3 | 97 | 2 |

| PUNTING | NO. | YDS. | AVG. | LG | BK |
|-----------------|-----|------|------|----|----|
| Hatcher | 58 | 2304 | 39.7 | 56 | 0 |
| DOLPHINS | 58 | 2304 | 39.7 | 56 | 0 |
| OPPONENTS | 76 | 3135 | 41.3 | 60 | 1 |

| PUNT RET. | NO. | YDS. | AVG. | LG | TD |
|-----------------|-----|------|------|----|----|
| McDuffie | 28 | 317 | 11.3 | 72 | 2 |
| Vincent | 0 | 9 | - | 9 | 0 |
| DOLPHINS | 28 | 326 | 11.6 | 72 | 2 |
| OPPONENTS | 32 | 359 | 11.2 | 64 | 1 |

| KICKOFF RET. | NO. | YDS. | AVG. | LG | TD |
|------------------|-----|------|------|----|----|
| McDuffie | 32 | 755 | 23.6 | 48 | 0 |
| M. Williams | 8 | 180 | 22.5 | 39 | 0 |
| Kirby | 4 | 85 | 21.3 | 26 | 0 |
| Miller | 2 | 22 | 11.0 | 16 | 0 |
| Fryar | 1 | 10 | 10.0 | 10 | 0 |
| Baty | 1 | 7 | 7.0 | 7 | 0 |
| Saxon | 1 | 7 | 7.0 | 7 | 0 |
| Vincent | 0 | 2 | - | 2 | 0 |
| DOLPHINS | 49 | 1068 | 21.8 | 48 | 0 |
| OPPONENTS | 62 | 1239 | 20.0 | 40 | 0 |

| SCORING | Ru | Pa | Rt | PAT | FG | S | TP |
|---------|----|----|----|-----|----|---|----|
|---------|----|----|----|-----|----|---|----|

| | | | | | | | |
|----------------|---|---|---|-------|-------|---|-----|
| Stoyanovich .. | 0 | 0 | 0 | 37/37 | 24/32 | 0 | 109 |
|----------------|---|---|---|-------|-------|---|-----|

| | | | | | | | |
|-------------|---|---|---|---|---|---|----|
| Byars | 3 | 3 | 0 | 0 | 0 | 0 | 36 |
|-------------|---|---|---|---|---|---|----|

| | | | | | | | |
|--------------|---|---|---|---|---|---|----|
| Ingram | 0 | 6 | 0 | 0 | 0 | 0 | 36 |
|--------------|---|---|---|---|---|---|----|

| | | | | | | | |
|-----------------|---|---|---|---|---|---|----|
| K. Jackson | 0 | 6 | 0 | 0 | 0 | 0 | 36 |
|-----------------|---|---|---|---|---|---|----|

| | | | | | | | |
|-------------|---|---|---|---|---|---|----|
| Kirby | 3 | 3 | 0 | 0 | 0 | 0 | 36 |
|-------------|---|---|---|---|---|---|----|

| | | | | | | | |
|-------------|---|---|---|---|---|---|----|
| Fryar | 0 | 5 | 0 | 0 | 0 | 0 | 30 |
|-------------|---|---|---|---|---|---|----|

| | | | | | | | |
|-------------|---|---|---|---|---|---|----|
| Higgs | 3 | 0 | 0 | 0 | 0 | 0 | 18 |
|-------------|---|---|---|---|---|---|----|

| | | | | | | | |
|--------------|---|---|---|---|---|---|----|
| Martin | 0 | 3 | 0 | 0 | 0 | 0 | 18 |
|--------------|---|---|---|---|---|---|----|

| | | | | | | | |
|----------------|---|---|---|---|---|---|----|
| McDuffie | 0 | 0 | 2 | 0 | 0 | 0 | 12 |
|----------------|---|---|---|---|---|---|----|

| | | | | | | | |
|------------|---|---|---|---|---|---|---|
| Baty | 0 | 1 | 0 | 0 | 0 | 0 | 6 |
|------------|---|---|---|---|---|---|---|

| | | | | | | | |
|--------------|---|---|---|---|---|---|---|
| Marino | 1 | 0 | 0 | 0 | 0 | 0 | 6 |
|--------------|---|---|---|---|---|---|---|

| | | | | | | | |
|--------------|---|---|---|---|---|---|---|
| Oliver | 0 | 0 | 1 | 0 | 0 | 0 | 6 |
|--------------|---|---|---|---|---|---|---|

| | | | | | | | |
|---------------|----|----|---|-------|-------|---|-----|
| DOLPHINS | 10 | 27 | 3 | 37/40 | 24/32 | 0 | 349 |
|---------------|----|----|---|-------|-------|---|-----|

| | | | | | | | |
|-----------------|----|----|---|-------|-------|---|-----|
| OPPONENTS | 12 | 26 | 5 | 40/42 | 17/27 | 1 | 351 |
|-----------------|----|----|---|-------|-------|---|-----|

| FIELD GOALS | 1-19 | 20-29 | 30-39 | 40-49 | 50+ |
|-------------------|------|-------|-------|-------|-----|
| Stoyanovich | 2/2 | 9/10 | 7/11 | 4/7 | 2/2 |
| DOLPHINS | 2/2 | 9/10 | 7/11 | 4/7 | 2/2 |
| OPPONENTS ... | 0/0 | 3/4 | 8/11 | 5/10 | 1/2 |

SACKS

| |
|--|
| Cross 10.5, Coleman 5.5, Cox 5.0, Hunter 3.0, Veasey 2.0, Klingbeil 1.5, Alexander 1.0, Griggs 0.5 |
|--|

DOLPHINS 29.0, OPPONENTS 30.0

STARTERS

OFFENSE

WR – Irving Fryar (16)
 LT – Richmond Webb (16)
 LG – Keith Sims (16)
 C – Jeff Dellenbach (11), Jeff Uhlenhake (5)
 RG – Bert Weidner (11), Jeff Dellenbach (5)
 RT – Ron Heller (16)
 TE – Keith Jackson (15), Greg Baty (1)
 WR – Mark Ingram (16)
 QB – Scott Mitchell (7), Dan Marino (5), Steve DeBerg (4)
 RB – Mark Higgs (8), Terry Kirby (8)
 FB – Keith Byars (16)

DEFENSE

LDE – Jeff Cross (16)
 DT – Larry Webster (9), Mike Golic (7)
 NT – Chuck Klingbeil (16)
 RDE – Marco Coleman (15), Jeff Hunter (1)
 LLB – John Grimsley (9), Dwight Hollier (3), Liffort Hobley (2)
 MLB – John Offerdahl (8), Dwight Hollier (7), Cliff Odom (1)
 RLB – Bryan Cox (16)
 LCB – Troy Vincent (13), Darrell Malone (1), Vestee Jackson (1), Frankie Smith (1)
 RCB – J.B. Brown (16)
 SS – Jarvis Williams (14), Vestee Jackson (2)
 FS – Louis Oliver (11), Stephen Braggs (5)
 5th DB – Vestee Jackson (2)

* Indicates Rookie

| PASSING | ATT. | COMP. | YDS. | PCT. | TD | INT. | LG | SCK/LST | RATING |
|-----------------|------|-------|------|------|----|------|----|---------|--------|
| Mitchell | 233 | 133 | 1773 | 57.1 | 12 | 8 | 77 | 7/49 | 84.2 |
| DeBerg | 188 | 113 | 1521 | 60.1 | 6 | 7 | 47 | 15/116 | 81.0 |
| Marino | 150 | 91 | 1218 | 60.7 | 8 | 3 | 80 | 7/42 | 95.9 |
| Pederson | 8 | 4 | 41 | 50.0 | 0 | 0 | 12 | 1/4 | 65.1 |
| Byars | 2 | 1 | 11 | 50.0 | 1 | 0 | 11 | 0/0 | 106.3 |
| DOLPHINS | 581 | 342 | 4564 | 58.9 | 27 | 18 | 80 | 30/211 | 86.4 |
| OPPONENTS | 572 | 350 | 3682 | 61.2 | 26 | 13 | 54 | 29/197 | 85.6 |

1994 FINAL STATISTICS (10-6)

| DATE | OPPONENT | SCORE | W/L | ATT. |
|-------|-----------------|-----------|-----|--------|
| 9/4 | NEW ENGLAND | 39-35 | W | 71,023 |
| 9/11 | at Green Bay | 24-14 | W | 55,011 |
| 9/18 | N.Y. JETS | 28-14 | W | 68,977 |
| 9/25 | at Minnesota | 35-38 | L | 64,035 |
| 10/2 | at Cincinnati | 23-7 | W | 55,056 |
| 10/9 | at Buffalo | 11-21 | L | 79,491 |
| 10/16 | L.A. RAIDERS | 20-17(OT) | W | 70,112 |
| 10/30 | at New England | 23-3 | W | 59,167 |
| 11/6 | INDIANAPOLIS | 22-21 | W | 71,158 |
| 11/13 | CHICAGO | 14-17 | L | 64,871 |
| 11/20 | at Pittsburgh | 13-16(OT) | L | 59,148 |
| 11/27 | at N.Y. Jets | 28-24 | W | 75,606 |
| 12/4 | BUFFALO | 31-42 | L | 69,358 |
| 12/12 | KANSAS CITY | 45-28 | W | 71,578 |
| 12/18 | at Indianapolis | 6-10 | L | 58,867 |
| 12/25 | DETROIT | 27-20 | W | 70,980 |

| TEAM STATISTICS | MIA. | OPP. |
|-----------------------------|---------|---------|
| TOTAL FIRST DOWNS | 344 | 305 |
| By Rushing | 109 | 85 |
| By Passing | 220 | 195 |
| By Penalty | 15 | 25 |
| Third Down: Made/Att. | 101/219 | 76/197 |
| Fourth Down: Made/Att. | 17/25 | 8/22 |
| TOTAL NET YARDS | 6078 | 5224 |
| Average Per Game | 379.9 | 326.5 |
| Total Plays | 1078 | 1000 |
| Average Per Play | 5.6 | 5.2 |
| NET YARDS RUSHING | 1658 | 1430 |
| Average Per Game | 103.6 | 89.4 |
| Total Rushes | 433 | 394 |
| NET YARDS PASSING | 4420 | 3794 |
| Average Per Game | 276.3 | 237.1 |
| Tackled/Yards Lost. | 18/113 | 29/160 |
| Gross Yards | 4533 | 3954 |
| Attempts/Completions | 627/392 | 577/334 |
| Completion Percentage | 62.5 | 57.9 |
| Had Intercepted | 18 | 23 |
| PUNTS/AVERAGE | 60/40.2 | 68/41.7 |
| PENALTIES/YARDS | 92/747 | 82/653 |
| FUMBLES/BALL LOST | 28/14 | 29/9 |
| TOUCHDOWNS | 45 | 42 |
| By Rushing | 13 | 14 |
| By Passing | 31 | 23 |
| By Returns | 1 | 5 |

| Score By Quarters | 1 | 2 | 3 | 4 | OT | Total |
|-------------------|----|-----|-----|-----|----|-------|
| DOLPHINS | 22 | 135 | 105 | 124 | 3 | 389 |
| OPPONENTS | 85 | 52 | 87 | 100 | 3 | 327 |

| RUSHING | NO. | YDS. | AVG. | LG | TD |
|----------------|-----|------|------|-----|----|
| Parmalee | 216 | 868 | 4.0 | 47L | 6 |
| Spikes | 70 | 312 | 4.5 | 40 | 2 |
| Kirby | 60 | 233 | 3.9 | 30 | 2 |
| Higgs | 19 | 68 | 3.6 | 21 | 0 |
| Byars | 19 | 64 | 3.4 | 12 | 2 |
| Craver | 6 | 43 | 7.2 | 19 | 0 |
| McDuffie | 5 | 32 | 6.4 | 12 | 0 |
| Kosar | 1 | 17 | 17.0 | 17 | 0 |
| Saxon | 8 | 16 | 2.0 | 7 | 0 |
| Gary | 7 | 11 | 1.6 | 4 | 0 |
| Marino | 22 | -6 | -0.3 | 10 | 1 |
| DOLPHINS | 433 | 1658 | 3.8 | 47L | 13 |
| OPPONENTS | 394 | 1430 | 3.6 | 45L | 14 |

| RECEIVING | NO. | YDS. | AVG. | LG | TD |
|------------------|-----|------|------|-----|----|
| Fryar | 73 | 1270 | 17.4 | 54L | 7 |
| K. Jackson | 59 | 673 | 11.4 | 35 | 7 |

| | | | | | |
|-------------------|----|-----|------|-----|---|
| Byars | 49 | 418 | 8.5 | 34 | 5 |
| Ingram | 44 | 506 | 11.5 | 64L | 6 |
| McDuffie | 37 | 488 | 13.2 | 30 | 3 |
| Parmalee | 34 | 249 | 7.3 | 22 | 1 |
| Saxon | 27 | 151 | 5.6 | 25 | 0 |
| Craver | 24 | 237 | 9.9 | 28 | 0 |
| M. Williams | 15 | 221 | 14.7 | 29 | 0 |
| Kirby | 14 | 154 | 11.0 | 26 | 0 |
| Miller | 6 | 94 | 15.7 | 27 | 1 |
| Spikes | 4 | 16 | 4.0 | 9 | 0 |
| R. Williams | 2 | 26 | 13.0 | 17 | 0 |
| Gary | 2 | 19 | 9.5 | 11 | 0 |
| Baty | 2 | 11 | 5.5 | 8 | 1 |

| | | | | | |
|----------------|-----|------|------|-----|----|
| DOLPHINS | 392 | 4533 | 11.6 | 64L | 31 |
| OPPONENTS | 334 | 3954 | 11.8 | 83L | 23 |

| INTERCEPTIONS | NO. | YDS. | AVG. | LG | TD |
|----------------|-----|------|------|-----|----|
| Vincent | 5 | 113 | 22.6 | 58L | 1 |
| Brown | 3 | 82 | 27.3 | 38 | 0 |
| Atkins | 3 | 24 | 8.0 | 18 | 0 |
| Stewart | 3 | 11 | 3.7 | 11 | 0 |
| Braxton | 2 | 3 | 1.5 | 3 | 0 |
| Beavers | 2 | 0 | 0.0 | 0 | 0 |
| Hollier | 1 | 36 | 36.0 | 36 | 0 |
| Veasey | 1 | 7 | 7.0 | 7 | 0 |
| Cross | 1 | 0 | 0.0 | 0 | 0 |
| Malone | 1 | 0 | 0.0 | 0 | 0 |
| Oliver | 1 | 0 | 0.0 | 0 | 0 |
| DOLPHINS | 23 | 276 | 12.0 | 76L | 1 |
| OPPONENTS | 18 | 190 | 10.6 | 28L | 1 |

| PUNTING | NO. | YDS. | AVG. | LG | BK |
|----------------|-----|------|------|----|----|
| Arnold | 46 | 1810 | 39.3 | 53 | 0 |
| Kidd | 14 | 602 | 43.0 | 58 | 0 |
| DOLPHINS | 60 | 2412 | 40.2 | 58 | 0 |
| OPPONENTS | 68 | 2834 | 41.7 | 64 | 0 |

| PUNT RET. | NO. | YDS. | AVG. | LG | TD |
|----------------|-----|------|------|-----|----|
| McDuffie | 32 | 228 | 7.1 | 26 | 0 |
| Miller | 1 | 13 | 13.0 | 13 | 0 |
| DOLPHINS | 33 | 241 | 7.3 | 26 | 0 |
| OPPONENTS | 32 | 324 | 10.1 | 75L | 1 |

| KICKOFF RET. | NO. | YDS. | AVG. | LG | TD |
|-------------------|-----|------|------|-----|----|
| McDuffie | 36 | 767 | 21.3 | 46 | 0 |
| Spikes | 19 | 434 | 22.8 | 34 | 0 |
| R. Williams | 2 | 25 | 12.5 | 15 | 0 |
| M. Williams | 2 | 9 | 4.5 | 9 | 0 |
| Parmalee | 2 | 0 | 0.0 | 0 | 0 |
| Braxton | 1 | 34 | 34.0 | 34 | 0 |
| Miller | 1 | 13 | 13.0 | 13 | 0 |
| Saxon | 1 | 12 | 12.0 | 12 | 0 |
| Baty | 1 | 0 | 0.0 | 0 | 0 |
| Ingram | 1 | 0 | 0.0 | 0 | 0 |
| DOLPHINS | 66 | 1294 | 19.6 | 46 | 0 |
| OPPONENTS | 74 | 1549 | 20.9 | 93L | 2 |

| SCORING | Ru | Pa | Rt | PAT | FG | S | 2 P |
|-------------------|----|----|----|-------|-------|---|-------|
| Stoyanovich | 0 | 0 | 0 | 35/35 | 24/31 | 0 | 0 107 |
| Fryar | 0 | 7 | 0 | 0 | 0 | 0 | 2 46 |
| K. Jackson | 0 | 7 | 0 | 0 | 0 | 0 | 1 44 |
| Parmalee | 6 | 1 | 0 | 0 | 0 | 0 | 1 44 |
| Byars | 2 | 5 | 0 | 0 | 0 | 0 | 0 42 |
| Ingram | 0 | 6 | 0 | 0 | 0 | 0 | 0 36 |
| McDuffie | 0 | 3 | 0 | 0 | 0 | 0 | 0 18 |
| Kirby | 2 | 0 | 0 | 0 | 0 | 0 | 1 14 |
| Spikes | 2 | 0 | 0 | 0 | 0 | 0 | 0 12 |
| Baty | 0 | 1 | 0 | 0 | 0 | 0 | 0 6 |

| | | | | | | | |
|---------------|---|---|---|---|---|---|-----|
| Marino | 1 | 0 | 0 | 0 | 0 | 0 | 0 6 |
| Miller | 0 | 1 | 0 | 0 | 0 | 0 | 0 6 |
| Vincent | 0 | 0 | 1 | 0 | 0 | 0 | 0 6 |
| Craver | 0 | 0 | 0 | 0 | 0 | 0 | 1 2 |

| | | | | | | | |
|--------------|----|---|-------|-------|---|---|-----|
| DOLPHINS 13 | 31 | 1 | 35/35 | 24/31 | 0 | 5 | 389 |
| OPPONENTS 14 | 23 | 5 | 40/40 | 11/18 | 0 | 1 | 351 |

| FIELD GOALS | 1-19 | 20-29 | 30-39 | 40-49 | 50+ |
|-------------------|------|-------|-------|-------|-----|
| Stoyanovich | 1/1 | 8/8 | 6/10 | 8/10 | 1/2 |

| | | | | | |
|----------------|-----|-----|------|------|-----|
| DOLPHINS | 1/1 | 8/8 | 6/10 | 8/10 | 1/2 |
| OPPONENTS | 3/3 | 1/1 | 3/4 | 4/8 | 0/2 |

| TWO-POINT CONVERSIONS |
|--|
| Fryar 2, Craver 1, K. Jackson 1, Kirby 1, Parmalee 1 |

| |
|------------------------------|
| DOLPHINS 6-10, OPPONENTS 1-2 |
|------------------------------|

| SACKS |
|--|
| Cross 9.5, Coleman 6.0, Bowens 3.0, Cox 3.0, Veasey 2.5, Singleton 2.0, Atkins 1.0, Smith 1.0, TEAM 1.0. |

| |
|-------------------------------|
| DOLPHINS 29.0, OPPONENTS 18.0 |
|-------------------------------|

| STARTERS |
|---|
| OFFENSE |
| WR - Irving Fryar (16) |
| LT - Richmond Webb (16) |
| LG - Keith Sims (16) |
| C - Jeff Dellenbach (16) |
| RG - Bert Weidner (14), Chris Gray (2) |
| RT - Ron Heller (16) |
| TE - Keith Jackson (16) |
| WR - Mark Ingram (13), O.J. McDuffie (3) |
| QB - Dan Marino (16) |
| RB - Bernie Parmalee (10), Terry Kirby (4), Mark Higgs (1), Irving Spikes (1) |
| FB - Keith Byars (9), James Saxon (7) |

| DEFENSE |
|---|
| LDE - Jeff Cross (10), Larry Webster (6) |
| DT - "Tim Bowens (15), Craig Veasey (1) |
| NT - Chuck Klingbeil (15), Larry Webster (1) |
| RDE - Marco Coleman (16) |
| LLB - Chris Singleton (11), "Aubrey Beavers (4), Dwight Hollier (1) |
| MLB - Bryan Cox (13), Chuck Bulough (1) |
| RLB - "Aubrey Beavers (10), Bryan Cox (3), Dwight Hollier (2), "Sean Hill (1) |
| LCB - Troy Vincent (12), Darrell Malone (2), Muhammad Oliver (2) |
| RCB - J.B. Brown (16) |
| SS - Michael Stewart (16) |
| FS - Gene Atkins (15), Chris Green (1) |
| 5th DB - Frankie Smith (2) |

* Indicates Rookie

| PASSING | ATT. | COMP. | YDS. | PCT. | TD | INT. | LG | SCK/LST | RATING |
|-----------------|------|-------|------|------|----|------|-----|---------|--------|
| Marino | 615 | 385 | 4453 | 62.6 | 30 | 17 | 64L | 18/113 | 89.2 |
| Kosar | 12 | 7 | 80 | 58.3 | 1 | 1 | 22 | 0/0 | 71.5 |
| DOLPHINS | 627 | 392 | 4533 | 62.5 | 31 | 18 | 64L | 18/113 | 88.8 |
| OPPONENTS | 577 | 334 | 3954 | 57.9 | 23 | 23 | 83L | 29/160 | 75.6 |

1995 FINAL STATISTICS (9-7)

| DATE | OPPONENT | SCORE | W/L | ATT. |
|-------|-----------------|-----------|-----|--------|
| 9/3 | N.Y. JETS | 52-14 | W | 71,317 |
| 9/10 | at New England | 20-3 | W | 60,239 |
| 9/18 | PITTSBURGH | 23-10 | W | 72,874 |
| 10/1 | at Cincinnati | 26-23 | W | 52,671 |
| 10/8 | INDIANAPOLIS | 24-27(OT) | L | 68,471 |
| 10/15 | at New Orleans | 30-33 | L | 55,628 |
| 10/22 | at N.Y. Jets | 16-17 | L | 67,228 |
| 10/29 | BUFFALO | 23-6 | W | 71,060 |
| 11/5 | at San Diego | 24-14 | W | 61,996 |
| 11/12 | NEW ENGLAND | 17-34 | L | 70,399 |
| 11/20 | SAN FRANCISCO | 20-44 | L | 73,080 |
| 11/26 | at Indianapolis | 28-36 | L | 60,414 |
| 12/3 | ATLANTA | 21-20 | W | 63,395 |
| 12/11 | KANSAS CITY | 13-6 | W | 70,321 |
| 12/17 | at Buffalo | 20-23 | L | 79,531 |
| 12/24 | at St. Louis | 41-22 | W | 63,876 |

| TEAM STATISTICS | MIA. | OPP. |
|-----------------------------|---------|---------|
| TOTAL FIRST DOWNS | 345 | 309 |
| By Rushing | 98 | 93 |
| By Passing | 225 | 192 |
| By Penalty | 22 | 24 |
| Third Down: Made/Att. | 96/209 | 68/199 |
| Fourth Down: Made/Att. .. | 10/13 | 15/32 |
| TOTAL NET YARDS | 5716 | 5244 |
| Average Per Game | 357.3 | 327.8 |
| Total Plays | 1034 | 1000 |
| Average Per Play | 5.5 | 5.2 |
| NET YARDS RUSHING..... | 1506 | 1675 |
| Average Per Game | 94.1 | 104.7 |
| Total Rushes | 413 | 415 |
| NET YARDS PASSING..... | 4210 | 3569 |
| Average Per Game | 263.1 | 223.1 |
| Tackled/Yards Lost..... | 29/188 | 29/187 |
| Gross Yards | 4398 | 3756 |
| Attempts/Completions..... | 592/384 | 556/327 |
| Completion Percentage | 64.9 | 58.8 |
| Had Intercepted | 20 | 14 |
| PUNTS/AVERAGE | 57/42.7 | 59/41.0 |
| PENALTIES/YARDS | 110/907 | 82/739 |
| FUMBLES/BALL LOST | 24/12 | 30/16 |
| TOUCHDOWNS | 46 | 38 |
| By Rushing | 16 | 7 |
| By Passing | 28 | 30 |
| By Returns | 2 | 1 |

| Score By Quarters | 1 | 2 | 3 | 4 | OT | Total |
|-------------------|----|-----|----|-----|----|-------|
| DOLPHINS | 62 | 137 | 93 | 106 | 0 | 398 |
| OPPONENTS | 44 | 105 | 95 | 85 | 3 | 332 |

| RUSHING | NO. | YDS. | AVG. | LG | TD |
|-----------------|-----|------|------|----|----|
| Parmalee..... | 236 | 878 | 3.7 | 40 | 9 |
| Kirby | 108 | 414 | 3.8 | 38 | 4 |
| Spikes | 32 | 126 | 3.9 | 17 | 1 |
| Byars | 15 | 44 | 2.9 | 15 | 1 |
| Kosar | 7 | 19 | 2.7 | 14 | 1 |
| Marino | 11 | 14 | 1.3 | 12 | 0 |
| McDuffie | 3 | 6 | 2.0 | 11 | 0 |
| Wilson | 1 | 5 | 5.0 | 5 | 0 |
| DOLPHINS | 413 | 1506 | 3.6 | 40 | 16 |
| OPPONENTS | 415 | 1675 | 4.0 | 44 | 7 |

| RECEIVING | NO. | YDS. | AVG. | LG | TD |
|----------------|-----|------|------|----|----|
| Kirby | 66 | 618 | 9.4 | 46 | 3 |
| Fryar | 62 | 910 | 14.7 | 67 | 8 |
| McDuffie | 62 | 819 | 13.2 | 48 | 8 |

| PASSING | ATT. | COMP. | YDS. | PCT. | TD | INT. | LG | SCK/LST | RATING |
|----------------|------|-------|------|-------|----|------|----|---------|--------|
| Marino | 482 | 309 | 3668 | 64.1 | 24 | 15 | 67 | 22/153 | 90.8 |
| Kosar | 108 | 74 | 699 | 68.5 | 3 | 5 | 31 | 6/28 | 76.1 |
| Kirby | 1 | 1 | 31 | 100.0 | 1 | 0 | 31 | 0/0 | 158.3 |
| McGwire | 1 | 0 | 0 | 0.0 | 0 | 0 | 0 | 1/7 | 39.6 |
| DOLPHINS..... | 592 | 384 | 4398 | 64.9 | 28 | 20 | 67 | 29/188 | 88.8 |
| OPPONENTS..... | 556 | 327 | 3756 | 58.8 | 30 | 14 | 50 | 29/187 | 86.7 |

| | | | | | |
|-------------------|-----|------|------|----|----|
| Byars | 51 | 362 | 7.1 | 26 | 2 |
| Green | 43 | 499 | 11.6 | 31 | 3 |
| Parmalee..... | 39 | 345 | 8.8 | 35 | 1 |
| Clark | 37 | 525 | 14.2 | 42 | 2 |
| R. Hill | 12 | 260 | 21.7 | 58 | 0 |
| Spikes | 5 | 18 | 3.6 | 13 | 1 |
| R. Williams | 3 | 28 | 9.3 | 13 | 0 |
| M. Williams | 2 | 17 | 8.5 | 15 | 0 |
| Wilson | 1 | 3 | 3.0 | 3 | 0 |
| Marino | 1 | -6 | -6.0 | -6 | 0 |
| DOLPHINS | 384 | 4398 | 11.5 | 67 | 28 |
| OPPONENTS | 327 | 3756 | 11.5 | 50 | 30 |

| INTERCEPTIONS | NO. | YDS. | AVG. | LG | TD |
|-----------------|-----|------|------|----|----|
| Vincent | 5 | 95 | 19.0 | 69 | 1 |
| Brown | 2 | 20 | 10.0 | 20 | 0 |
| Jackson | 1 | 23 | 23.0 | 23 | 0 |
| Cox | 1 | 12 | 12.0 | 12 | 0 |
| Beavers | 1 | 8 | 8.0 | 8 | 0 |
| Singleton | 1 | 3 | 3.0 | 3 | 0 |
| Atkins | 1 | 0 | 0.0 | 0 | 0 |
| Buckley | 1 | 0 | 0.0 | 0 | 0 |
| Stewart | 1 | 0 | 0.0 | 0 | 0 |
| DOLPHINS | 14 | 161 | 11.5 | 69 | 1 |
| OPPONENTS | 20 | 210 | 10.5 | 45 | 0 |

| PUNTING | NO. | YDS. | AVG. | LG | BK |
|-----------------|-----|------|------|----|----|
| Kidd | 57 | 2433 | 42.7 | 56 | 0 |
| DOLPHINS | 57 | 2433 | 42.7 | 56 | 0 |
| OPPONENTS | 59 | 2420 | 41.0 | 61 | 0 |

| PUNT RET. | NO. | YDS. | AVG. | LG | TD |
|-----------------|-----|------|------|----|----|
| McDuffie | 24 | 163 | 6.8 | 24 | 0 |
| DOLPHINS | 24 | 163 | 6.8 | 24 | 0 |
| OPPONENTS | 35 | 265 | 7.6 | 27 | 0 |

| KICKOFF RET. | NO. | YDS. | AVG. | LG | TD |
|------------------|-----|------|------|----|----|
| McDuffie | 23 | 564 | 24.5 | 47 | 0 |
| Spikes | 18 | 378 | 21.0 | 55 | 0 |
| R. Hill | 12 | 287 | 23.9 | 33 | 0 |
| R. Williams | 2 | 20 | 10.0 | 12 | 0 |
| S. Hill | 1 | 38 | 38.0 | 38 | 0 |
| Dar Dar | 1 | 22 | 22.0 | 22 | 0 |
| Buckley | 1 | 16 | 16.0 | 16 | 0 |
| Milner | 1 | 13 | 13.0 | 13 | 0 |
| DOLPHINS | 59 | 1338 | 22.7 | 55 | 0 |
| OPPONENTS | 85 | 1782 | 21.0 | 62 | 0 |

| SCORING | Ru | Pa | Rt | PAT | FG | S | 2 | TP |
|-------------------|----|----|----|-------|-------|---|---|-----|
| Stoyanovich | 0 | 0 | 0 | 37/37 | 27/34 | 0 | 0 | 118 |
| Parmalee | 9 | 1 | 0 | 0 | 0 | 0 | 0 | 60 |
| McDuffie | 0 | 8 | 0 | 0 | 0 | 0 | 0 | 150 |
| Fryar | 0 | 8 | 0 | 0 | 0 | 0 | 0 | 48 |
| Kirby | 4 | 3 | 0 | 0 | 0 | 0 | 0 | 42 |
| Green | 0 | 3 | 0 | 0 | 0 | 0 | 1 | 20 |
| Byars | 1 | 2 | 0 | 0 | 0 | 0 | 0 | 18 |
| Clark | 0 | 2 | 0 | 0 | 0 | 0 | 0 | 12 |
| Spikes | 1 | 1 | 0 | 0 | 0 | 0 | 0 | 12 |
| Johnson | 0 | 0 | 1 | 0 | 0 | 0 | 0 | 6 |
| Kosar | 1 | 0 | 0 | 0 | 0 | 0 | 0 | 6 |
| Vincent | 0 | 0 | 1 | 0 | 0 | 0 | 0 | 6 |
| DOLPHINS | 16 | 28 | 2 | 37/37 | 27/34 | 0 | 2 | 398 |
| OPPONENTS | 7 | 30 | 1 | 31/33 | 23/31 | 1 | 1 | 332 |

| FIELD GOALS | 1-19 | 20-29 | 30-39 | 40-49 | 50+ |
|-------------------|------|-------|-------|-------|-----|
| Stoyanovich | 1/1 | 7/9 | 11/12 | 6/7 | 2/5 |
| DOLPHINS | 1/1 | 7/9 | 11/12 | 6/7 | 2/5 |
| OPPONENTS | 0/1 | 10/11 | 8/9 | 3/6 | 2/4 |

| TWO-POINT CONVERSIONS |
|-----------------------------|
| Green 1, McDuffie 1 |
| DOLPHINS 2-9, OPPONENTS 1-5 |

| SACKS |
|---|
| Cox 7.5, Coleman 6.5, Cross 6.0, T. Armstrong 4.5, Bowens 2.0, Emtman 1.0, Singleton 1.0, Fox 0.5 |
| DOLPHINS 29.0, OPPONENTS 29.0 |

| STARTERS |
|--|
| OFFENSE |
| WR - Irving Fryar (16) |
| LT - Richmond Webb (16) |
| LG - Keith Sims (16) |
| C - Tim Ruddy (16) |
| RG - Chris Gray (10), Tom McHale (4), *Andrew Greene (1), Bert Weidner (1) |
| RT - Billy Milner (9), Ron Heller (7) |
| TE - Eric Green (14), Ronnie Williams (2) |
| WR - O.J. McDuffie (16) |
| QB - Dan Marino (14), Bernie Kosar (2) |
| RB - Bernie Parmalee (12), Terry Kirby (4) |
| FB - Keith Byars (16) |

| DEFENSE |
|--|
| LDE - Jeff Cross (16) |
| DT - Tim Bowens (16) |
| NT - Chuck Klingbeil (15), Steve Emtman (1) |
| RDE - Marco Coleman (16) |
| LLB - Chris Singleton (15), Aubrey Beavers (1) |
| MLB - Bryan Cox (16) |
| RLB - Dwight Hollier (14) |
| LCB - Troy Vincent (16) |
| RCB - J.B. Brown (12), Terrell Buckley (4) |
| SS - Michael Stewart (16) |
| FS - Gene Atkins (11), Louis Oliver (5) |
| 5th DB - Calvin Jackson (1), Frankie Smith (1) |

* Indicates Rookie

1996 FINAL STATISTICS (8-8)

| DATE | OPPONENT | SCORE | W/L | ATT. |
|-------|-----------------|-------|-----|--------|
| 9/1 | NEW ENGLAND | 24-10 | W | 71,542 |
| 9/8 | at Arizona | 38-10 | W | 55,444 |
| 9/15 | N.Y. JETS | 36-27 | W | 68,137 |
| 9/23 | at Indianapolis | 6-10 | L | 60,891 |
| 10/6 | SEATTLE | 15-22 | L | 59,939 |
| 10/13 | at Buffalo | 21-7 | W | 79,642 |
| 10/20 | at Philadelphia | 28-35 | L | 66,240 |
| 10/27 | DALLAS | 10-29 | L | 75,283 |
| 11/3 | at New England | 23-42 | L | 58,942 |
| 11/10 | INDIANAPOLIS | 37-13 | W | 66,623 |
| 11/17 | at Houston | 23-20 | W | 47,358 |
| 11/25 | PITTSBURGH | 17-24 | L | 73,489 |
| 12/1 | at Oakland | 7-17 | L | 50,591 |
| 12/8 | N.Y. GIANTS | 7-17 | L | 63,889 |
| 12/16 | BUFFALO | 16-14 | W | 67,016 |
| 12/22 | at N.Y. Jets | 31-28 | W | 47,271 |

| TEAM STATISTICS | MIA. | OPP. |
|-----------------------------|---------|---------|
| TOTAL FIRST DOWNS | 294 | 306 |
| By Rushing | 92 | 91 |
| By Passing | 173 | 191 |
| By Penalty | 29 | 24 |
| Third Down: Made/Att. | 89/221 | 65/193 |
| Fourth Down: Made/Att. | 8/19 | 11/24 |
| TOTAL NET YARDS | 5165 | 5191 |
| Average Per Game | 322.8 | 324.4 |
| Total Plays | 1000 | 987 |
| NET YARDS RUSHING | 1622 | 1536 |
| Average Per Game | 101.4 | 96.0 |
| Total Rushes | 460 | 411 |
| NET YARDS PASSING | 3543 | 3655 |
| Average Per Game | 221.4 | 228.4 |
| Tackled/Yards Lost. | 36/240 | 37/233 |
| Gross Yards | 3783 | 3888 |
| Attempts/Completions. | 504/300 | 539/337 |
| Completion Percentage .. | 59.5 | 62.5 |
| Had Intercepted | 11 | 20 |
| PUNTS/AVERAGE | 78/46.3 | 75/43.8 |
| PENALTIES/YARDS | 111/852 | 98/786 |
| FUMBLES/BALL LOST | 31/13 | 29/16 |
| TOUCHDOWNS | 41 | 41 |
| By Rushing | 14 | 10 |
| By Passing | 22 | 29 |
| By Returns | 5 | 2 |

| Score By Quarters | 1 | 2 | 3 | 4 | OT | Total |
|-------------------|----|-----|----|----|----|-------|
| DOLPHINS | 57 | 120 | 84 | 78 | 0 | 339 |
| OPPONENTS | 72 | 89 | 71 | 93 | 0 | 325 |

| RUSHING | NO. | YDS. | AVG. | LG | TD |
|-----------------|-----|------|------|----|----|
| Abdul-Jabbar.. | 307 | 1116 | 3.6 | 29 | 11 |
| Spikes | 87 | 316 | 3.6 | 49 | 3 |
| Parmalee | 25 | 80 | 3.2 | 17 | 0 |
| McPhail | 6 | 28 | 4.7 | 10 | 0 |
| Pritchett | 7 | 27 | 3.9 | 16 | 0 |
| Kidd | 1 | 26 | 26.0 | 26 | 0 |
| Erickson | 11 | 16 | 1.5 | 12 | 0 |
| McDuffie | 2 | 7 | 3.5 | 7 | 0 |
| Kosar | 1 | 6 | 6.0 | 6 | 0 |
| Kidd | 1 | 3 | 3.0 | 3 | 0 |
| R. Wilson | 1 | 0 | 0.0 | 0 | 0 |
| Marino | 11 | -3 | -0.3 | 7 | 0 |
| DOLPHINS | 460 | 1622 | 3.5 | 49 | 14 |
| OPPONENTS | 411 | 1536 | 3.7 | 49 | 10 |

| RECEIVING | NO. | YDS. | AVG. | LG | TD |
|-----------------|-----|------|------|----|----|
| McDuffie | 74 | 918 | 12.4 | 36 | 8 |
| Barnett | 36 | 562 | 15.6 | 66 | 3 |
| Pritchett | 33 | 354 | 10.7 | 74 | 2 |
| Drayton | 26 | 320 | 12.3 | 51 | 0 |
| Abdul-Jabbar.. | 23 | 139 | 6.0 | 23 | 0 |
| R. Hill | 21 | 409 | 19.5 | 61 | 4 |
| Parmalee | 21 | 189 | 9.0 | 17 | 0 |
| McPhail | 20 | 282 | 14.1 | 52 | 0 |
| L. Thomas | 10 | 166 | 16.6 | 34 | 1 |
| Miller | 9 | 116 | 12.9 | 22 | 0 |
| Spikes | 8 | 81 | 10.1 | 19 | 1 |
| Jordan | 7 | 152 | 21.7 | 43 | 0 |
| Byars | 5 | 40 | 8.0 | 16 | 0 |
| Carolan | 4 | 48 | 12.0 | 21 | 1 |
| R. Wilson | 2 | 5 | 2.5 | 3 | 1 |
| Wainright | 1 | 2 | 2.0 | 2 | 1 |

| | | | | | |
|----------------|-----|------|------|----|----|
| DOLPHINS | 300 | 3783 | 12.6 | 74 | 22 |
| OPPONENTS | 337 | 3888 | 11.5 | 84 | 29 |

| INTERCEPTIONS | NO. | YDS. | AVG. | LG | TD |
|------------------|-----|------|------|----|----|
| Buckley | 6 | 164 | 27.3 | 91 | 1 |
| Oliver | 3 | 110 | 36.7 | 60 | 0 |
| Jackson | 3 | 82 | 27.3 | 61 | 1 |
| Z. Thomas | 3 | 64 | 21.3 | 27 | 1 |
| Wooden | 2 | 15 | 7.5 | 15 | 0 |
| J.B. Brown | 1 | 29 | 29.0 | 29 | 0 |
| Hollier | 1 | 11 | 11.0 | 11 | 0 |
| S. Hill | 1 | 0 | 0.0 | 0 | 0 |

| | | | | | |
|----------------|----|-----|------|-----|---|
| DOLPHINS | 20 | 475 | 23.8 | 91 | 3 |
| OPPONENTS | 11 | 256 | 23.3 | 100 | 1 |

| PUNTING | NO. | YDS. | AVG. | LG | BK |
|------------|-----|------|------|----|----|
| Kidd | 78 | 3611 | 46.3 | 63 | 0 |

| | | | | | |
|----------------|----|------|------|----|---|
| DOLPHINS | 78 | 3611 | 46.3 | 63 | 0 |
| OPPONENTS | 75 | 3283 | 43.8 | 80 | 2 |

| PUNT RET. | NO. | YDS. | AVG. | LG | TD |
|----------------|-----|------|------|----|----|
| McDuffie | 22 | 212 | 9.6 | 19 | 0 |
| Buckley | 3 | 24 | 8.0 | 13 | 0 |
| Miller | 1 | 15 | 15.0 | 15 | 0 |

| | | | | | |
|----------------|----|-----|-----|----|---|
| DOLPHINS | 26 | 251 | 9.7 | 19 | 0 |
| OPPONENTS | 48 | 368 | 7.7 | 26 | 0 |

| KICKOFF RET. | NO. | YDS. | AVG. | LG | TD |
|-----------------|-----|------|------|----|----|
| Spikes | 28 | 681 | 24.3 | 59 | 0 |
| McPhail | 15 | 335 | 22.3 | 40 | 0 |
| Dar Dar | 7 | 132 | 18.9 | 25 | 0 |
| Jordan | 4 | 81 | 20.3 | 22 | 0 |
| R. Hill | 2 | 4 | 2.0 | 4 | 0 |
| Buckley | 1 | 48 | 48.0 | 48 | 0 |
| Z. Thomas | 1 | 17 | 17.0 | 17 | 0 |
| R. Wilson | 1 | 12 | 12.0 | 12 | 0 |
| Wainright | 1 | 10 | 10.0 | 10 | 0 |

| | | | | | |
|----------------|----|------|------|----|---|
| DOLPHINS | 60 | 1320 | 22.0 | 59 | 0 |
| OPPONENTS | 48 | 1058 | 22.0 | 54 | 0 |

| SCORING | Ru | Pa | Rt | PAT | FG | S | 2 | TP |
|----------------|----|----|----|-------|-------|---|---|----|
| Nedney | 0 | 0 | 0 | 36/36 | 18/29 | 0 | 0 | 89 |
| Abdul-Jabbar | 11 | 0 | 0 | 0 | 0 | 0 | 0 | 66 |
| McDuffie .. | 0 | 8 | 0 | 0 | 0 | 0 | 0 | 48 |
| R. Hill | 0 | 4 | 0 | 0 | 0 | 0 | 0 | 24 |
| Spikes | 3 | 1 | 0 | 0 | 0 | 0 | 0 | 24 |
| Barnett | 0 | 3 | 0 | 0 | 0 | 0 | 0 | 18 |
| Pritchett | 0 | 2 | 0 | 0 | 0 | 0 | 0 | 12 |
| Buckley | 0 | 0 | 1 | 0 | 0 | 0 | 0 | 6 |

| | | | | | | | | |
|----------------|---|---|---|---|---|---|---|---|
| Carolan | 0 | 1 | 0 | 0 | 0 | 0 | 0 | 6 |
| S. Hill | 0 | 0 | 1 | 0 | 0 | 0 | 0 | 6 |
| Jackson | 0 | 0 | 1 | 0 | 0 | 0 | 0 | 6 |
| Miller | 0 | 0 | 1 | 0 | 0 | 0 | 0 | 6 |
| L. Thomas .. | 0 | 1 | 0 | 0 | 0 | 0 | 0 | 6 |
| Z. Thomas .. | 0 | 0 | 1 | 0 | 0 | 0 | 0 | 6 |
| Wainright .. | 0 | 1 | 0 | 0 | 0 | 0 | 0 | 6 |
| R. Wilson | 0 | 1 | 0 | 0 | 0 | 0 | 0 | 6 |
| Drayton | 0 | 0 | 0 | 0 | 0 | 0 | 1 | 2 |

| | | | | | | | | |
|-----------|----|----|---|-------|-------|---|---|-----|
| DOLPHINS | 14 | 22 | 5 | 35/36 | 18/29 | 0 | 1 | 339 |
| OPPONENTS | 10 | 29 | 2 | 38/39 | 13/17 | 0 | 1 | 325 |

| FIELD GOALS | 1-19 | 20-29 | 30-39 | 40-49 | 50+ |
|----------------|------|-------|-------|-------|-----|
| Nedney | 1/1 | 7/7 | 7/11 | 3/8 | 0/2 |
| DOLPHINS | 1/1 | 7/7 | 7/11 | 3/8 | 0/2 |
| OPPONENTS .. | 1/1 | 5/6 | 5/5 | 2/5 | 0/0 |

| TWO-POINT CONVERSIONS |
|-----------------------------|
| Drayton 1 |
| DOLPHINS 1-5, OPPONENTS 1-2 |

| SACKS |
|---|
| Armstrong 12.0, Stubbs 9.0, Bowens 3.0, Burton 3.0, Emtman 2.0, Z. Thomas 2.0, Jackson 1.5, Bailey 1.0, Gardener 1.0, S. Hill 1.0, Hollier 1.0, Hand 0.5 |
| DOLPHINS 37.0, OPPONENTS 36.0 |

| STARTERS |
|---|
| OFFENSE |
| WR - Fred Barnett (7), Randal Hill (5), Lamar Thomas (3), Scott Miller (1) |
| LT - Richmond Webb (16) |
| LG - Keith Sims (15), *Jeff Buckley (1) |
| C - Tim Ruddy (16) |
| RG - Chris Gray (11), Everett McIver (5) |
| RT - James Brown (16) |
| TE - Troy Drayton (10), Keith Byars (4), Brett Carolan (2) |
| WR - O.J. McDuffie (16) |
| QB - Dan Marino (13), Craig Erickson (3) |
| RB - *Karim Abdul-Jabbar (14), *Jerris McPhail (1), Irving Spikes (1) |
| FB - *Stanley Pritchett (16) |

| DEFENSE |
|--|
| LDE - Trace Armstrong (9), *Shane Burton (6), Daniel Stubbs (1) |
| LDT - *Daryl Gardener (12), Steve Emtman (4) |
| RDT - Tim Bowens (16) |
| RDE - Daniel Stubbs (14), *Shane Burton (2) |
| LLB - Dwight Hollier (15) |
| MLB - *Zach Thomas (16) |
| RLB - Chris Singleton (13), *Anthony Harris (3) |
| LCB - Terrell Buckley (16) |
| RCB - Calvin Jackson (15), Sean Hill (1) |
| SS - Louis Oliver (12), *Shawn Wooden (4) |
| FS - *Shawn Wooden (7), Gene Atkins (5), Sean Hill (4) |
| 5th DB - J.B. Brown (1) |

* Indicates Rookie

| PASSING | ATT. | COMP. | YDS. | PCT. | TD | INT. | LG | SCK/LST | RATING |
|-----------------|------|-------|------|------|----|------|----|---------|--------|
| Marino | 373 | 221 | 2795 | 59.2 | 17 | 9 | 74 | 18/131 | 87.8 |
| Erickson | 99 | 55 | 780 | 55.6 | 4 | 2 | 61 | 11/72 | 86.3 |
| Kosar | 32 | 24 | 208 | 75.0 | 1 | 0 | 20 | 6/34 | 102.1 |
| Abdul-Jabbar | 0 | 0 | 0 | 0.0 | 0 | 0 | 0 | 1/3 | 0.0 |
| DOLPHINS | 504 | 300 | 3783 | 59.5 | 22 | 11 | 74 | 36/240 | 88.4 |
| OPPONENTS | 539 | 337 | 3888 | 62.5 | 29 | 20 | 84 | 37/233 | 86.7 |

1997 FINAL STATISTICS (9-7)

| DATE | OPPONENT | SCORE | W/L | ATT. |
|-------|-----------------|-----------|-----|--------|
| 8/31 | INDIANAPOLIS | 16-10 | W | 70,813 |
| 9/7 | TENNESSEE | 16-13(OT) | W | 64,439 |
| 9/14 | at Green Bay | 18-23 | L | 60,075 |
| 9/21 | at Tampa Bay | 21-31 | L | 73,314 |
| 10/5 | KANSAS CITY | 17-14 | W | 71,794 |
| 10/12 | at N.Y. Jets | 31-20 | W | 75,601 |
| 10/19 | at Baltimore | 24-13 | W | 64,354 |
| 10/27 | CHICAGO | 33-36(OT) | L | 73,156 |
| 11/2 | at Buffalo | 6-9 | L | 78,011 |
| 11/9 | N.Y. JETS | 24-17 | W | 73,809 |
| 11/17 | BUFFALO | 30-13 | W | 74,155 |
| 11/23 | at New England | 24-27 | L | 59,002 |
| 11/30 | at Oakland | 34-16 | W | 50,569 |
| 12/7 | DETROIT | 33-30 | W | 72,266 |
| 12/14 | at Indianapolis | 0-41 | L | 61,282 |
| 12/22 | NEW ENGLAND | 12-14 | L | 74,379 |

| TEAM STATISTICS | MIA. | OPP. |
|-----------------------------|---------|---------|
| TOTAL FIRST DOWNS | 311 | 299 |
| By Rushing | 87 | 106 |
| By Passing | 199 | 176 |
| By Penalty | 25 | 17 |
| Third Down: Made/Att. | 82/217 | 92/215 |
| Third Down Efficiency | 37.8 | 42.8 |
| Fourth Down: Made/Att. | 13/23 | 7/18 |
| TOTAL NET YARDS | 5135 | 5364 |
| Average Per Game | 320.9 | 335.3 |
| Total Plays | 1028 | 1004 |
| NET YARDS RUSHING..... | 1343 | 1813 |
| Average Per Game | 83.9 | 113.3 |
| Total Rushes | 430 | 443 |
| NET YARDS PASSING..... | 3792 | 3551 |
| Average Per Game | 237.0 | 221.9 |
| Tackled/Yards Lost. | 22/153 | 31/231 |
| Gross Yards | 3945 | 3782 |
| Attempts/Completions..... | 576/332 | 530/329 |
| Completion Percentage | 57.6 | 62.1 |
| Had Intercepted | 12 | 10 |
| PUNTS/AVERAGE | 68/43.6 | 63/42.5 |
| PENALTIES/YARDS | 93/783 | 92/892 |
| FUMBLES/BALL LOST | 22/8 | 31/17 |
| TOUCHDOWNS | 37 | 36 |
| By Rushing | 18 | 9 |
| By Passing | 16 | 23 |
| By Returns | 3 | 4 |

| Score By Quarters | 1 | 2 | 3 | 4 | OT | Total |
|-------------------|----|-----|----|-----|----|-------|
| DOLPHINS | 67 | 103 | 49 | 117 | 3 | 339 |
| OPPONENTS | 43 | 135 | 51 | 95 | 3 | 327 |

| RUSHING | NO. | YDS. | AVG. | LG | TD |
|--------------------|-----|------|------|----|----|
| Abdul-Jabbar | 283 | 892 | 3.2 | 22 | 15 |
| Spikes | 63 | 180 | 2.9 | 14 | 2 |
| McPhail | 17 | 146 | 8.6 | 71 | 1 |
| Parmalee | 18 | 59 | 3.3 | 12 | 0 |
| Phillips | 18 | 44 | 2.4 | 8 | 0 |
| Jordan | 3 | 12 | 4.0 | 16 | 0 |
| Erickson | 4 | 8 | 2.0 | 4 | 0 |
| Pritchett | 3 | 7 | 2.3 | 4 | 0 |
| Kidd | 1 | 4 | 4.0 | 4 | 0 |
| Nealy | 1 | 3 | 3.0 | 3 | 0 |
| Potts | 1 | 3 | 3.0 | 3 | 0 |
| Marino | 18 | -14 | -0.8 | 1 | 0 |

| | | | | | |
|-----------------|-----|------|-----|----|----|
| DOLPHINS | 430 | 1343 | 3.1 | 71 | 18 |
| OPPONENTS | 443 | 1813 | 4.1 | 43 | 9 |

| RECEIVING | NO. | YDS. | AVG. | LG | TD |
|----------------|-----|------|------|----|----|
| McDuffie | 76 | 943 | 12.4 | 55 | 1 |

| | | | | | |
|--------------------|----|-----|------|----|---|
| Drayton | 39 | 558 | 14.3 | 30 | 4 |
| McPhail | 34 | 262 | 7.7 | 19 | 1 |
| Abdul-Jabbar | 29 | 261 | 9.0 | 36 | 1 |
| L. Thomas | 28 | 402 | 14.4 | 26 | 2 |
| Parmalee | 28 | 301 | 10.8 | 29 | 1 |
| Jordan | 27 | 471 | 17.4 | 44 | 3 |
| Perriman | 19 | 309 | 16.3 | 26 | 1 |
| Barnett | 17 | 166 | 9.8 | 20 | 1 |
| Perry | 11 | 45 | 4.1 | 10 | 1 |
| Manning | 7 | 85 | 12.1 | 21 | 0 |
| Spikes | 7 | 70 | 10.0 | 24 | 0 |
| Pritchett | 5 | 35 | 7.0 | 17 | 0 |
| Potts | 3 | 27 | 9.0 | 13 | 0 |
| Phillips | 1 | 6 | 6.0 | 6 | 0 |
| Dotson | 1 | 4 | 4.0 | 4 | 0 |

| | | | | | |
|-----------------|-----|------|------|----|----|
| DOLPHINS | 332 | 3945 | 11.9 | 55 | 16 |
| OPPONENTS | 329 | 3782 | 11.5 | 70 | 23 |

| INTERCEPTIONS | NO. | YDS. | AVG. | LG | TD |
|-----------------|-----|------|------|----|----|
| Buckley | 4 | 26 | 6.5 | 12 | 0 |
| Teague | 2 | 25 | 12.5 | 23 | 0 |
| Wooden | 2 | 10 | 5.0 | 10 | 0 |
| Madison | 1 | 21 | 21.0 | 21 | 0 |
| Z. Thomas | 1 | 10 | 10.0 | 10 | 0 |

| | | | | | |
|-----------------|----|-----|------|-----|---|
| DOLPHINS | 10 | 92 | 9.2 | 23 | 0 |
| OPPONENTS | 12 | 307 | 25.6 | 100 | 4 |

| PUNTING | NO. | YDS. | AVG. | LG | BK |
|------------------|-----|------|------|----|----|
| Kidd | 52 | 2247 | 43.2 | 58 | 0 |
| Richardson | 11 | 480 | 43.6 | 54 | 0 |
| Mare | 5 | 235 | 47.0 | 53 | 0 |
| DOLPHINS | 68 | 2962 | 43.6 | 58 | 0 |
| OPPONENTS | 63 | 2679 | 42.5 | 65 | 0 |

| PUNT RET. | NO. | YDS. | AVG. | LG | TD |
|-----------------|-----|------|------|----|----|
| Jordan | 26 | 273 | 10.5 | 38 | 0 |
| Buckley | 4 | 58 | 14.5 | 26 | 0 |
| McDuffie | 2 | 4 | 2.0 | 3 | 0 |
| DOLPHINS | 32 | 335 | 10.5 | 38 | 0 |
| OPPONENTS | 43 | 323 | 7.5 | 25 | 0 |

| KICKOFF RET. | NO. | YDS. | AVG. | LG | TD |
|-----------------|-----|------|------|----|----|
| Spikes | 24 | 565 | 23.5 | 48 | 0 |
| McPhail | 15 | 314 | 20.9 | 39 | 0 |
| C. Harris | 11 | 224 | 20.4 | 34 | 0 |
| Ismail | 8 | 166 | 20.8 | 27 | 0 |
| Potts | 1 | 16 | 16.0 | 16 | 0 |
| Perry | 1 | 7 | 7.0 | 7 | 0 |
| Jordan | 1 | 6 | 6.0 | 6 | 0 |
| A. Harris | 1 | 0 | 0.0 | 0 | 0 |
| Hollier | 1 | 0 | 0.0 | 0 | 0 |
| DOLPHINS | 63 | 1298 | 20.6 | 48 | 0 |
| OPPONENTS | 53 | 1018 | 19.2 | 40 | 0 |

| SCORING | Ru | Pa | Rt | PAT | FG | S | 2 | P |
|--------------------|----|----|----|-------|-------|---|---|-----|
| Mare | 0 | 0 | 0 | 33/33 | 28/36 | 0 | 0 | 117 |
| Abdul-Jabbar | 15 | 1 | 0 | 0/0 | 0/0 | 0 | 0 | 96 |
| Drayton | 0 | 4 | 0 | 0/0 | 0/0 | 0 | 0 | 24 |
| Jordan | 0 | 3 | 0 | 0/0 | 0/0 | 0 | 0 | 18 |
| McDuffie | 0 | 1 | 1 | 0/0 | 0/0 | 0 | 0 | 12 |
| McPhail | 1 | 1 | 0 | 0/0 | 0/0 | 0 | 0 | 12 |
| Spikes | 2 | 0 | 0 | 0/0 | 0/0 | 0 | 0 | 12 |
| L. Thomas | 0 | 2 | 0 | 0/0 | 0/0 | 0 | 0 | 12 |
| Barnett | 0 | 1 | 0 | 0/0 | 0/0 | 0 | 0 | 6 |
| Bowens | 0 | 0 | 1 | 0/0 | 0/0 | 0 | 0 | 6 |
| Buckley | 0 | 0 | 1 | 0/0 | 0/0 | 0 | 0 | 6 |
| Parmalee | 1 | 0 | 0 | 0/0 | 0/0 | 0 | 0 | 6 |
| Perriman | 0 | 1 | 0 | 0/0 | 0/0 | 0 | 0 | 6 |

| | | | | | | | | |
|-------------|----|----|---|-------|-------|---|---|-----|
| Perry | 0 | 1 | 0 | 0/0 | 0/0 | 0 | 0 | 6 |
| DOLPHINS | 18 | 16 | 3 | 33/33 | 28/36 | 0 | 0 | 339 |
| OPPONENTS | 9 | 23 | 4 | 30/32 | 25/35 | 1 | 2 | 327 |

| FIELD GOALS | 1-19 | 20-29 | 30-39 | 40-49 | 50+ |
|-------------|------|-------|-------|-------|-----|
| Mare | 2/2 | 14/15 | 8/10 | 3/6 | 1/3 |

| | | | | | |
|----------------|-----|-------|------|-----|-----|
| DOLPHINS | 2/2 | 14/15 | 8/10 | 3/6 | 1/3 |
| OPPONENTS .. | 0/0 | 11/11 | 9/12 | 4/9 | 1/3 |

| TWO-POINT CONVERSIONS |
|-----------------------------|
| DOLPHINS 0-4, OPPONENTS 2-4 |

| SACKS |
|--|
| Armstrong 5.5, Bowens 5.0, Rodgers 5.0, Taylor 5.0, Burton 4.0, Wilson 2.0, Gardener 1.5, A. Harris 1.0, Stubbs 1.0, Jackson 0.5, Z. Thomas 0.5. |
| DOLPHINS 31.0, OPPONENTS 22.0 |

| STARTERS |
|--|
| OFFENSE |
| WR – O.J. McDuffie (16) |
| LT – Richmond Webb (16) |
| LG – Jeff Buckley (12), Keith Sims (4) |
| C – Tim Ruddy (15), John Bock (1) |
| RG – Everett McIver (14), John Bock (2) |
| RT – James Brown (16) |
| TE – Troy Drayton (15) |
| WR – Lamar Thomas (6), Fred Barnett (5), Brett Perriman (5) |
| QB – Dan Marino (16) |
| RB – Karim Abdul Jabbar (14), Jerris McPhail (1), Irving Spikes (1) |
| FB – Stanley Pritchett (5), Bernie Parmalee (4), Dewayne Dotson (2), Roosevelt Potts (1) |
| 3rd WR – Charles Jordan (1) |
| 2nd TE – Ed Perry (4) |

| DEFENSE |
|--|
| LDE – Trace Armstrong (16) |
| LDT – Tim Bowens (16) |
| RDT – Daryl Gardener (16) |
| RDE – *Jason Taylor (11), Shane Burton (4), Dunstan Anderson (1) |
| LLB – Anthony Harris (14), Dwight Hollier (2) |
| MLB – Zach Thomas (15), Dwight Hollier (1) |
| RLB – *Derrick Rodgers (14), Anthony Harris (2) |
| LCB – Terrell Buckley (15), Calvin Jackson (1) |
| RCB – Calvin Jackson (11), *Sam Madison (3), Terrell Buckley (1), Tim Jacobs (1) |
| SS – Shawn Wooden (15), Corey Harris (1) |
| FS – Corey Harris (6), George Teague (6), Calvin Jackson (4) |

* Indicates Rookie

| PASSING | ATT. | COMP. | YDS. | PCT. | TD | INT. | LG | SCK/LST | RATING |
|-----------------|------|-------|------|------|----|------|----|---------|--------|
| Marino | 548 | 319 | 3780 | 58.2 | 16 | 11 | 55 | 20/132 | 80.7 |
| Erickson | 28 | 13 | 165 | 46.4 | 0 | 1 | 27 | 2/21 | 50.4 |
| DOLPHINS | 576 | 332 | 3945 | 57.6 | 16 | 12 | 55 | 22/153 | 79.2 |
| OPPONENTS | 530 | 329 | 3782 | 62.1 | 23 | 10 | 70 | 31/231 | 90.1 |

1998 FINAL STATISTICS (10-6)

| DATE | OPPONENT | SCORE | W/L | ATT. |
|-------|-----------------|-----------|-----|--------|
| 9/6 | at Indianapolis | 24-15 | W | 60,587 |
| 9/13 | BUFFALO | 13-7 | W | 73,097 |
| 9/20 | PITTSBURGH | 21-0 | W | 73,948 |
| 10/4 | at N.Y. Jets | 9-20 | L | 75,257 |
| 10/12 | at Jacksonville | 21-28 | L | 74,051 |
| 10/18 | ST. LOUIS | 14-0 | W | 65,418 |
| 10/25 | NEW ENGLAND | 12-9 (OT) | W | 73,973 |
| 11/1 | at Buffalo | 24-30 | L | 79,011 |
| 11/8 | INDIANAPOLIS | 27-14 | W | 73,400 |
| 11/15 | at Carolina | 13-9 | W | 67,887 |
| 11/23 | at New England | 23-26 | L | 58,729 |
| 11/29 | NEW ORLEANS | 30-10 | W | 73,216 |
| 12/6 | at Oakland | 27-17 | W | 61,254 |
| 12/13 | N.Y. JETS | 16-21 | L | 74,369 |
| 12/21 | DENVER | 31-21 | W | 74,363 |
| 12/27 | at Atlanta | 16-38 | L | 69,754 |

| TEAM STATISTICS | MIA. | OPP. |
|-----------------------------|---------|---------|
| TOTAL FIRST DOWNS | 269 | 257 |
| By Rushing | 73 | 75 |
| By Passing | 176 | 148 |
| By Penalty | 20 | 34 |
| Third Down: Made/Att. | 81/226 | 70/213 |
| Third Down Efficiency | 35.8 | 32.9 |
| Fourth Down: Made/Att. .. | 6/12 | 6/11 |
| TOTAL NET YARDS | 4930 | 4435 |
| Average Per Game | 308.1 | 277.2 |
| Total Plays | 1028 | 944 |
| NET YARDS RUSHING | 1535 | 1511 |
| Average Per Game | 95.9 | 94.4 |
| Total Rushes | 458 | 395 |
| NET YARDS PASSING | 3395 | 2924 |
| Average Per Game | 212.2 | 182.8 |
| Tackled/Yards Lost. | 24/187 | 45/270 |
| Gross Yards | 3582 | 3194 |
| Attempts/Completions | 546/316 | 504/252 |
| Completion Percentage .. | 57.9 | 50.0 |
| Had Intercepted | 16 | 29 |
| PUNTS/AVERAGE | 97/41.9 | 88/45.3 |
| PENALTIES/YARDS | 106/864 | 97/875 |
| FUMBLES/BALL LOST | 25/12 | 25/7 |
| TOUCHDOWNS | 37 | 28 |
| By Rushing | 10 | 6 |
| By Passing | 23 | 17 |
| By Returns | 4 | 5 |

| Score By Quarters | 1 | 2 | 3 | 4 | OT | Total |
|-------------------|----|-----|----|-----|----|-------|
| DOLPHINS | 54 | 115 | 61 | 88 | 3 | 321 |
| OPPONENTS | 51 | 70 | 44 | 100 | 0 | 265 |

| RUSHING | NO. | YDS. | AVG. | LG | TD |
|-----------------|-----|------|------|----|----|
| Abdul-Jabbar.. | 270 | 960 | 3.6 | 45 | 6 |
| Avery | 143 | 503 | 3.5 | 44 | 2 |
| Parmalee | 8 | 20 | 2.5 | 10 | 0 |
| Pritchett | 6 | 19 | 3.2 | 11 | 1 |
| Moore | 4 | 12 | 3.0 | 4 | 0 |
| McDuffie | 3 | 11 | 3.7 | 5 | 0 |
| Lusk | 1 | 7 | 7.0 | 7 | 0 |
| Doxzon | 2 | 6 | 3.0 | 3 | 0 |
| Marino | 21 | -3 | -0.1 | 10 | 1 |

| | | | | | |
|---------------|-----|------|-----|----|----|
| DOLPHINS | 458 | 1535 | 3.4 | 45 | 10 |
| OPPONENTS | 395 | 1511 | 3.8 | 77 | 6 |

| RECEIVING | NO. | YDS. | AVG. | LG | TD |
|-----------------|-----|------|------|----|----|
| McDuffie | 90 | 1050 | 11.7 | 61 | 7 |
| Gadsden | 48 | 713 | 14.9 | 50 | 7 |
| L. Thomas | 43 | 603 | 14.0 | 56 | 5 |
| Drayton | 30 | 334 | 11.1 | 35 | 3 |

| PASSING | ATT. | COMP. | YDS. | PCT. | TD | INT. | LG | SCK/LST | RATING |
|----------------|------|-------|------|------|----|------|-----|---------|--------|
| Marino | 537 | 310 | 3497 | 57.7 | 23 | 15 | 61t | 23/178 | 80.0 |
| Huard | 9 | 6 | 85 | 66.7 | 0 | 1 | 24 | 1/9 | 57.4 |
| DOLPHINS..... | 546 | 316 | 3582 | 57.9 | 23 | 16 | 61t | 24/187 | 79.5 |
| OPPONENTS..... | 504 | 252 | 3194 | 50.0 | 17 | 29 | 62t | 45/270 | 57.4 |

| | | | | | |
|-----------------|----|-----|------|-----|---|
| Perry | 25 | 255 | 10.2 | 46 | 0 |
| Parmalee | 21 | 221 | 10.5 | 23 | 0 |
| Abdul-Jabbar.. | 21 | 102 | 4.9 | 18 | 0 |
| Pritchett | 17 | 97 | 5.7 | 24 | 0 |
| Avery | 10 | 67 | 6.7 | 19t | 1 |
| Jacquet | 8 | 122 | 15.3 | 29 | 0 |
| Jordan | 2 | 17 | 8.5 | 9 | 0 |
| Moore | 1 | 1 | 1.0 | 1 | 0 |

| | | | | | |
|---------------|-----|------|------|-----|----|
| DOLPHINS | 316 | 3582 | 11.3 | 61t | 23 |
| OPPONENTS | 252 | 3194 | 12.7 | 62t | 17 |

| INTERCEPTIONS | NO. | YDS. | AVG. | LG | TD |
|-----------------|-----|------|------|-----|----|
| Buckley | 8 | 157 | 19.6 | 61 | 1 |
| Madison | 8 | 114 | 14.3 | 35 | 0 |
| Walker | 4 | 12 | 3.0 | 7 | 0 |
| Z. Thomas | 3 | 21 | 7.0 | 17t | 2 |
| Jones | 2 | 14 | 7.0 | 14t | 1 |
| Surtain | 2 | 1 | 0.5 | 1 | 0 |
| Wilson | 1 | 0 | 0.0 | 0 | 0 |
| Gardener | 1 | -1 | -1.0 | -1 | 0 |

| | | | | | |
|---------------|----|-----|------|----|---|
| DOLPHINS | 29 | 318 | 11.0 | 61 | 4 |
| OPPONENTS | 16 | 365 | 22.8 | 87 | 2 |

| PUNTING | NO. | YDS. | AVG. | LG | BK |
|---------------|-----|------|------|----|----|
| Wilmsmeyer .. | 93 | 3949 | 42.5 | 57 | 1 |
| Mare | 3 | 115 | 38.3 | 43 | 0 |

| | | | | | |
|---------------|----|------|------|----|---|
| DOLPHINS | 97 | 4064 | 41.9 | 57 | 1 |
| OPPONENTS | 88 | 3986 | 45.3 | 73 | 0 |

| PUNT RET. | NO. | YDS. | AVG. | LG | TD |
|----------------|-----|------|------|----|----|
| Buckley | 29 | 354 | 12.2 | 35 | 0 |
| McDuffie | 12 | 141 | 11.8 | 39 | 0 |
| Jordan | 5 | 47 | 9.4 | 24 | 0 |

| | | | | | |
|---------------|----|-----|------|----|---|
| DOLPHINS | 46 | 542 | 11.8 | 39 | 0 |
| OPPONENTS | 43 | 339 | 7.9 | 40 | 0 |

| KICKOFF RET. | NO. | YDS. | AVG. | LG | TD |
|---------------|-----|------|------|----|----|
| Avery | 43 | 1085 | 25.2 | 55 | 0 |
| Marion | 6 | 109 | 18.2 | 28 | 0 |
| Jacquet | 4 | 103 | 25.8 | 37 | 0 |

| | | | | | |
|---------------|----|------|------|-----|---|
| DOLPHINS | 53 | 1297 | 24.5 | 55 | 0 |
| OPPONENTS | 56 | 1227 | 21.9 | 95t | 1 |

| SCORING | Ru | Pa | Rt | PAT | FG | S | 2 | P |
|-----------------|----|----|----|-------|-------|---|---|----|
| Mare | 0 | 0 | 0 | 33/34 | 22/27 | 0 | 0 | 99 |
| Gadsden | 0 | 7 | 0 | 0 | 0 | 0 | 0 | 42 |
| McDuffie | 0 | 7 | 0 | 0 | 0 | 0 | 0 | 42 |
| Abdul-Jabbar | 6 | 0 | 0 | 0 | 0 | 0 | 0 | 36 |
| L. Thomas | 0 | 5 | 0 | 0 | 0 | 0 | 0 | 30 |
| Avery | 2 | 1 | 0 | 0 | 0 | 0 | 0 | 18 |
| Drayton | 0 | 3 | 0 | 0 | 0 | 0 | 0 | 18 |
| Z. Thomas | 0 | 0 | 2 | 0 | 0 | 0 | 0 | 12 |
| Buckley | 0 | 0 | 1 | 0 | 0 | 0 | 0 | 6 |
| Jones | 0 | 0 | 1 | 0 | 0 | 0 | 0 | 6 |
| Marino | 1 | 0 | 0 | 0 | 0 | 0 | 0 | 6 |
| Pritchett | 1 | 0 | 0 | 0 | 0 | 0 | 0 | 6 |

| | | | | | | | |
|-------------|----|---|-------|-------|---|---|-----|
| DOLPHINS 10 | 23 | 4 | 33/34 | 22/27 | 0 | 0 | 321 |
| OPPONENTS 6 | 17 | 5 | 24/24 | 23/32 | 0 | 2 | 265 |

| FIELD GOALS | 1-19 | 20-29 | 30-39 | 40-49 | 50+ |
|---------------|------|-------|-------|-------|-----|
| Mare | 0/0 | 12/13 | 5/5 | 5/7 | 0/2 |
| DOLPHINS | 0/0 | 12/13 | 5/5 | 5/7 | 0/2 |
| OPPONENTS .. | 0/1 | 8/8 | 5/6 | 8/15 | 2/2 |

| TWO-POINT CONVERSIONS |
|-----------------------------|
| DOLPHINS 0-3, OPPONENTS 2-4 |

SACKS

Armstrong 10.5, Taylor 9.0, Bromell 8.0, Jones 5.0, Rodgers 2.5, Burton 2.0, Mixon 2.0, Z. Thomas 2.0, Gardener 1.0, Jackson 1.0, Madison 1.0, TEAM 1.0.

DOLPHINS 45.0, OPPONENTS 24.0

STARTERS

OFFENSE

WR - Oronde Gadsden (12), Lamar Thomas (2)
 LT - Richmond Webb (9), Brent Smith (7)
 LG - Mark Dixon (10), John Bock (6)
 C - Tim Ruddy (16)
 RG - Kevin Donnalley (14), Mike Sheldon (2)
 RT - James Brown (16)
 TE - Troy Drayton (15), Ed Perry (1)
 WR - O.J. McDuffie (16)
 QB - Dan Marino (16)
 RB - Karim Abdul-Jabbar (15), Ron Moore (1)
 FB - Stanley Pritchett (12)
 2nd TE - Ed Perry (4), Hendrick Lusk (1), Frank

Wainright (1)

DEFENSE

LDE - *Kenny Mixon (16)
 LDT - Tim Bowens (16)
 RDT - Daryl Gardener (16)
 RDE - Jason Taylor (15), Daniel Stubbs (1)
 LLB - Derrick Rodgers (16)
 MLB - Zach Thomas (16)
 RLB - Robert Jones (16)
 LCB - Terrell Buckley (16)
 RCB - Sam Madison (16)
 SS - Calvin Jackson (15), Shawn Wooden (1)

* Indicates Rookie

1999 FINAL STATISTICS (9-7)

| DATE | OPPONENT | SCORE | W/L | ATT. |
|-------|-----------------|-------|-----|--------|
| 9/13 | at Denver | 38-21 | W | 75,623 |
| 9/19 | ARIZONA | 19-16 | W | 73,618 |
| 10/4 | BUFFALO | 18-23 | L | 74,073 |
| 10/10 | at Indianapolis | 34-31 | W | 56,810 |
| 10/17 | at New England | 31-30 | W | 60,006 |
| 10/24 | PHILADELPHIA | 16-13 | W | 73,975 |
| 10/31 | at Oakland | 16-9 | W | 61,556 |
| 11/7 | TENNESSEE | 17-0 | W | 74,109 |
| 11/14 | at Buffalo | 3-23 | L | 72,810 |
| 11/21 | NEW ENGLAND | 27-17 | W | 74,295 |
| 11/25 | at Dallas | 0-20 | L | 64,328 |
| 12/5 | INDIANAPOLIS | 34-37 | L | 74,096 |
| 12/12 | at N.Y. Jets | 20-28 | L | 78,246 |
| 12/19 | SAN DIEGO | 12-9 | W | 73,765 |
| 12/27 | N.Y. JETS | 31-38 | L | 74,230 |
| 1/2 | at Washington | 10-21 | L | 78,106 |

| TEAM STATISTICS | MIA. | OPP. |
|-----------------------------|---------|---------|
| TOTAL FIRST DOWNS | 287 | 252 |
| By Rushing | 81 | 79 |
| By Passing | 188 | 145 |
| By Penalty | 18 | 28 |
| Third Down: Made/Att. | 80/236 | 60/208 |
| Third Down Efficiency | 33.9 | 28.8 |
| Fourth Down: Made/Att. ... | 8/14 | 8/16 |
| TOTAL NET YARDS | 4938 | 4404 |
| Average Per Game | 308.6 | 275.3 |
| Total Plays | 1071 | 936 |
| NET YARDS RUSHING..... | 1453 | 1476 |
| Average Per Game | 90.8 | 92.3 |
| Total Rushes | 445 | 413 |
| NET YARDS PASSING | 3485 | 2928 |
| Average Per Game | 217.8 | 183.0 |
| Tackled/Yards Lost | 37/251 | 39/240 |
| Gross Yards | 3736 | 3168 |
| Attempts/Completions | 589/329 | 484/256 |
| Completion Percentage | 55.9 | 52.9 |
| Had Intercepted | 21 | 18 |
| PUNTS/AVERAGE | 81/41.0 | 85/41.1 |
| PENALTIES/YARDS | 111/936 | 80/708 |
| FUMBLES/BALL LOST | 23/13 | 19/10 |
| TOUCHDOWNS | 30 | 35 |
| By Rushing | 8 | 6 |
| By Passing | 20 | 19 |
| By Returns | 2 | 10 |

| Score By Quarters | 1 | 2 | 3 | 4 | OT | Total |
|-------------------|----|-----|----|-----|----|-------|
| DOLPHINS | 50 | 106 | 58 | 112 | 0 | 326 |
| OPPONENTS | 73 | 83 | 75 | 105 | 0 | 336 |

| RUSHING | NO. | YDS. | AVG. | LG | TD |
|--------------------|-----|------|------|----|----|
| Johnson | 164 | 558 | 3.4 | 34 | 4 |
| Collins | 131 | 414 | 3.2 | 25 | 1 |
| Pritchett | 47 | 158 | 3.4 | 25 | 2 |
| Huard | 28 | 124 | 4.4 | 25 | 0 |
| Denson | 28 | 98 | 3.5 | 20 | 0 |
| Abdul-Jabbar | 28 | 95 | 3.4 | 12 | 1 |
| Konrad | 9 | 16 | 1.8 | 5 | 0 |
| Jacquet | 1 | 4 | 4.0 | 4 | 0 |
| Zolak | 2 | -2 | -1.0 | -1 | 0 |
| Marino | 6 | -6 | -1.0 | 0 | 0 |
| Martin | 1 | -6 | -6.0 | -6 | 0 |
| DOLPHINS | 445 | 1453 | 3.3 | 34 | 8 |
| OPPONENTS | 413 | 1476 | 3.6 | 43 | 6 |

| RECEIVING | NO. | YDS. | AVG. | LG | TD |
|--------------------|-----|------|------|-----|----|
| Martin | 67 | 1037 | 15.5 | 69† | 5 |
| Gadsden | 48 | 803 | 16.7 | 62 | 6 |
| McDuffie | 43 | 516 | 12.0 | 34 | 2 |
| Pritchett | 43 | 312 | 7.3 | 30 | 4 |
| Konrad | 34 | 251 | 7.4 | 25 | 1 |
| Drayton | 32 | 299 | 9.3 | 26 | 1 |
| Green | 18 | 234 | 13.0 | 27 | 0 |
| Johnson | 15 | 100 | 6.7 | 17 | 0 |
| Goodwin | 8 | 55 | 6.9 | 14 | 0 |
| Collins | 6 | 32 | 5.3 | 12 | 0 |
| Denson | 4 | 28 | 7.0 | 10 | 0 |
| Abdul-Jabbar | 4 | 25 | 6.3 | 14 | 0 |
| Perry | 3 | 8 | 2.7 | 5 | 1 |
| McKenzie | 2 | 18 | 9.0 | 13 | 0 |
| Jacquet | 1 | 18 | 18.0 | 18 | 0 |
| Huard | 1 | 0 | 0.0 | 0 | 0 |
| DOLPHINS | 329 | 3736 | 11.4 | 69† | 20 |
| OPPONENTS | 256 | 3168 | 12.4 | 68† | 19 |

| INTERCEPTIONS | NO. | YDS. | AVG. | LG | TD |
|-----------------|-----|------|------|-----|----|
| Madison | 7 | 164 | 23.4 | 42 | 1 |
| Buckley | 3 | 3 | 1.0 | 18 | 0 |
| Marion | 2 | 30 | 15.0 | 28 | 0 |
| Surtain | 2 | 28 | 14.0 | 28 | 0 |
| Wilson | 1 | 13 | 13.0 | 13 | 0 |
| Rodgers | 1 | 5 | 5.0 | 5 | 0 |
| Taylor | 1 | 0 | 0.0 | 0 | 0 |
| Z. Thomas | 1 | 0 | 0.0 | 0 | 0 |
| DOLPHINS | 18 | 243 | 13.5 | 42 | 1 |
| OPPONENTS | 21 | 567 | 27.0 | 98† | 7 |

| PUNTING | NO. | YDS. | AVG. | LG | BK |
|-------------------|-----|------|------|----|----|
| Hutton | 73 | 2978 | 40.8 | 63 | 0 |
| Bartholomew | 7 | 308 | 44.0 | 51 | 0 |
| Mare | 1 | 36 | 36.0 | 36 | 0 |
| DOLPHINS | 81 | 3322 | 41.0 | 63 | 0 |
| OPPONENTS | 85 | 3495 | 41.1 | 57 | 0 |

| PUNT RET. | NO. | YDS. | AVG. | LG | TD |
|----------------|-----|------|------|----|----|
| Jacquet | 28 | 351 | 12.5 | 45 | 0 |
| Buckley | 8 | 13 | 1.6 | 8 | 0 |
| McDuffie | 7 | 62 | 8.9 | 21 | 0 |
| Preston | 1 | 6 | 6.0 | 6 | 0 |
| DOLPHINS | 44 | 432 | 9.8 | 45 | 0 |
| OPPONENTS | 42 | 424 | 10.1 | 43 | 0 |

| KICKOFF RET. | NO. | YDS. | AVG. | LG | TD |
|-----------------|-----|------|------|-----|----|
| Marion | 62 | 1524 | 24.6 | 93 | 0 |
| Wilson | 3 | 50 | 16.7 | 23 | 0 |
| Avery | 2 | 55 | 27.5 | 33 | 0 |
| Johnson | 2 | 26 | 13.0 | 19 | 0 |
| Jacquet | 1 | 26 | 26.0 | 26 | 0 |
| McDuffie | 1 | 17 | 17.0 | 17 | 0 |
| Z. Thomas | 1 | 15 | 15.0 | 15 | 0 |
| DOLPHINS | 72 | 1713 | 23.8 | 93 | 0 |
| OPPONENTS | 58 | 1282 | 22.1 | 97† | 1 |

| SCORING | Ru | Pa | Rt | PAT | FG | S | 2 | TP |
|-----------------|----|----|----|-------|-------|---|---|-----|
| Mare | 0 | 0 | 0 | 27/27 | 39/46 | 0 | 0 | 144 |
| Gadsden | 0 | 6 | 0 | 0/0 | 0/0 | 0 | 0 | 36 |
| Martin | 0 | 5 | 0 | 0/0 | 0/0 | 0 | 0 | 30 |
| Pritchett | 1 | 4 | 0 | 0/0 | 0/0 | 0 | 0 | 30 |
| Johnson | 4 | 0 | 0 | 0/0 | 0/0 | 0 | 0 | 24 |
| Collins | 2 | 0 | 0 | 0/0 | 0/0 | 0 | 0 | 12 |
| McDuffie | 0 | 2 | 0 | 0/0 | 0/0 | 0 | 0 | 12 |
| Madison | 0 | 0 | 1 | 0/0 | 0/0 | 1 | 0 | 8 |

| | | | | | | | | |
|---------------|---|---|---|-----|-----|---|---|---|
| Abdul-Jabbar | 1 | 0 | 0 | 0/0 | 0/0 | 0 | 0 | 6 |
| Drayton | 0 | 1 | 0 | 0/0 | 0/0 | 0 | 0 | 6 |
| Konrad | 0 | 1 | 0 | 0/0 | 0/0 | 0 | 0 | 6 |
| Perry | 0 | 1 | 0 | 0/0 | 0/0 | 0 | 0 | 6 |
| Taylor | 0 | 0 | 1 | 0/0 | 0/0 | 0 | 0 | 6 |

| | | | | | | | | |
|-----------|---|----|----|-------|-------|---|---|-----|
| DOLPHINS | 8 | 20 | 2 | 27/27 | 39/46 | 1 | 3 | 326 |
| OPPONENTS | 6 | 19 | 10 | 33/35 | 31/40 | 0 | 0 | 336 |

| FIELD GOALS | 1-19 | 20-29 | 30-39 | 40-49 | 50+ |
|----------------|------|-------|-------|-------|-----|
| Mare | 1/1 | 9/9 | 17/17 | 9/14 | 3/5 |
| DOLPHINS | 1/1 | 9/9 | 17/17 | 9/14 | 3/5 |
| OPPONENTS .. | 0/0 | 6/6 | 10/14 | 12/16 | 3/4 |

| TWO-POINT CONVERSIONS |
|-----------------------------|
| DOLPHINS 0-3, OPPONENTS 0-0 |

| SACKS |
|--|
| Owens 8.5, Armstrong 7.5, Bromell 5.0, Gardener 5.0, Wilson 3.0, Taylor 2.5, Surtain 2.0, Bowers 1.5, Buckley 1.0, Jackson 1.0, Marion 1.0, Z. Thomas 1.0. |
| DOLPHINS 39.0, OPPONENTS 37.0 |

| STARTERS |
|---|
| WR - Tony Martin (13) LT - Richmond Webb (14), Brent Smith (2) LG - Mark Dixon (13), Kevin Gogan (3) C - Tim Ruddy (16) RG - Kevin Donnalley (9), Kevin Gogan (7) RT - James Brown (14), Brent Smith (2) TE - Troy Drayton (13), Hunter Goodwin (2) WR - O.J. McDuffie (10), Oronde Gadsden (6) QB - Dan Marino (11), Damon Huard (5) RB - Cecil Collins (6), *J.J. Johnson (4), Karim Abdul-Jabbar (3), Stanley Pritchett (2), Autry Denson (1) FB - *Rob Konrad (9), Stanley Pritchett (5) 3rd WR - Oronde Gadsden (1), Yatil Green (1) 2nd TE - Hunter Goodwin (3), Ed Perry (1) |

| DEFENSE |
|--|
| LDE - Rich Owens (12), Trace Armstrong (2), Kenny Mixon (2) LDT - Tim Bowers (15), Rich Owens (1) RDT - Daryl Gardener (15), Lorenzo Bromell (1) RDE - Jason Taylor (15), Rich Owens (1) LLB - Derrick Rodgers (15) MLB - Zach Thomas (16) RLB - Robert Jones (15) RCB - Terrell Buckley (11), Patrick Surtain (5) LCB - Sam Madison (16) SS - Calvin Jackson (10), Shawn Wooden (6) FS - Brock Marion (16) 5th DB - Patrick Surtain (1) 6th DB - Jerry Wilson (1) |

* Indicates Rookie

| PASSING | ATT. | COMP. | YDS. | PCT. | TD | INT. | LG | SCK/LST | RATING |
|-----------------|------|-------|------|------|----|------|-----|---------|--------|
| Marino | 369 | 204 | 2448 | 55.3 | 12 | 17 | 62 | 9/66 | 67.4 |
| Huard | 216 | 125 | 1288 | 57.9 | 8 | 4 | 69† | 28/185 | 79.8 |
| Zolak | 4 | 0 | 0 | 0.0 | 0 | 0 | 0 | 0/0 | 39.6 |
| DOLPHINS | 589 | 329 | 3736 | 55.9 | 20 | 21 | 69† | 37/251 | 71.5 |
| OPPONENTS | 484 | 256 | 3168 | 52.9 | 19 | 18 | 68† | 39/240 | 71.0 |

2000 FINAL STATISTICS (11-5)

| DATE | OPPONENT | SCORE | W/L | ATT. |
|-------|-----------------|-----------|-----|--------|
| 9/3 | SEATTLE | 23-0 | W | 72,949 |
| 9/10 | at Minnesota | 7-13 | L | 64,112 |
| 9/17 | BALTIMORE | 19-6 | W | 73,464 |
| 9/24 | NEW ENGLAND | 10-3 | W | 73,344 |
| 10/1 | at Cincinnati | 31-16 | W | 61,535 |
| 10/8 | BUFFALO | 22-13 | W | 73,901 |
| 10/23 | at N.Y. Jets | 37-40(OT) | L | 78,389 |
| 10/29 | GREEN BAY | 28-20 | W | 73,740 |
| 11/5 | at Detroit | 23-8 | W | 77,813 |
| 11/12 | at San Diego | 17-7 | W | 56,896 |
| 11/19 | N.Y. JETS | 3-20 | L | 74,320 |
| 11/26 | at Indianapolis | 17-14 | W | 56,935 |
| 12/3 | at Buffalo | 33-6 | W | 73,002 |
| 12/10 | TAMPA BAY | 13-16 | L | 74,307 |
| 12/17 | INDIANAPOLIS | 13-20 | L | 73,884 |
| 12/24 | at New England | 27-24 | W | 60,292 |

| TEAM STATISTICS | MIA. | OPP. |
|-----------------------------|---------|---------|
| TOTAL FIRST DOWNS | 251 | 289 |
| By Rushing | 104 | 92 |
| By Passing | 122 | 156 |
| By Penalty | 25 | 41 |
| Third Down: Made/Att. | 75/214 | 70/211 |
| Third Down Efficiency | 35.0 | 33.2 |
| Fourth Down: Made/Att. | 4/6 | 8/15 |
| TOTAL NET YARDS | 4461 | 4636 |
| Average Per Game | 278.8 | 289.8 |
| Total Plays | 945 | 995 |
| NET YARDS RUSHING | 1894 | 1736 |
| Average Per Game | 118.4 | 108.5 |
| Total Rushes | 496 | 417 |
| NET YARDS PASSING | 2567 | 2900 |
| Average Per Game | 160.4 | 181.3 |
| Tackled/Yards Lost | 28/153 | 48/270 |
| Gross Yards | 2720 | 3170 |
| Attempts/Completions | 421/243 | 530/282 |
| Completion Percentage | 57.7 | 53.2 |
| Had Intercepted | 17 | 28 |
| PUNTS/AVERAGE | 92/42.1 | 87/40.6 |
| PENALTIES/YARDS | 115/920 | 86/793 |
| FUMBLES/BALL LOST | 12/9 | 30/13 |
| TOUCHDOWNS | 34 | 23 |
| By Rushing | 16 | 9 |
| By Passing | 15 | 13 |
| By Returns | 3 | 1 |

| Score By Quarters | 1 | 2 | 3 | 4 | OT | Total |
|-------------------|----|-----|----|-----|----|-------|
| DOLPHINS | 67 | 109 | 90 | 57 | 0 | 323 |
| OPPONENTS | 50 | 57 | 9 | 107 | 3 | 226 |

| RUSHING | NO. | YDS. | AVG. | LG | TD |
|-----------------|-----|------|------|-----|----|
| L. Smith | 309 | 1139 | 3.7 | 68t | 14 |
| Fiedler | 54 | 267 | 4.9 | 30 | 1 |
| Johnson | 50 | 168 | 3.4 | 16 | 1 |
| T. Thomas | 28 | 136 | 4.9 | 25 | 0 |
| Denson | 31 | 108 | 3.5 | 12 | 0 |
| Izzo | 1 | 39 | 39.0 | 39 | 0 |
| Konrad | 15 | 39 | 2.6 | 5 | 0 |
| Shepherd | 4 | 3 | 0.8 | 14 | 0 |
| Emanuel | 3 | -2 | -0.7 | 0 | 0 |
| McDuffie | 1 | -3 | -3.0 | -3 | 0 |

| | | | | | |
|----------------|-----|------|-----|-----|----|
| DOLPHINS | 496 | 1894 | 3.8 | 68t | 16 |
| OPPONENTS | 417 | 1736 | 4.2 | 45 | 9 |

| RECEIVING | NO. | YDS. | AVG. | LG | TD |
|---------------|-----|------|------|----|----|
| Gadsden | 56 | 786 | 14.0 | 61 | 6 |

| | | | | | |
|-----------------|----|-----|------|-----|---|
| Shepherd | 35 | 446 | 12.7 | 46t | 4 |
| L. Smith | 31 | 201 | 6.5 | 28 | 2 |
| Martin | 26 | 393 | 15.1 | 44 | 0 |
| T. Thomas | 16 | 117 | 7.3 | 15 | 1 |
| McDuffie | 14 | 143 | 10.2 | 24 | 0 |
| Denson | 14 | 105 | 7.5 | 28 | 0 |
| Konrad | 14 | 83 | 5.9 | 18 | 0 |
| Weaver | 10 | 179 | 17.9 | 41 | 0 |
| Johnson | 10 | 61 | 6.1 | 11 | 0 |
| Emanuel | 7 | 132 | 18.9 | 53t | 1 |
| Goodwin | 6 | 36 | 6.0 | 9t | 1 |
| Ogden | 2 | 24 | 12.0 | 12 | 0 |
| Dyer | 2 | 14 | 7.0 | 13 | 0 |

| | | | | | |
|----------------|-----|------|------|----|----|
| DOLPHINS | 243 | 2720 | 11.2 | 61 | 15 |
| OPPONENTS | 282 | 3170 | 11.2 | 59 | 13 |

| INTERCEPTIONS NO. | YDS. | AVG. | LG | TD | |
|-------------------|------|------|------|----|---|
| Walker | 7 | 80 | 11.4 | 31 | 0 |
| Madison | 5 | 80 | 16.0 | 34 | 0 |
| Marion | 5 | 72 | 14.4 | 24 | 0 |
| Surtain | 5 | 55 | 11.0 | 43 | 0 |
| Wilson | 1 | 19 | 19.0 | 19 | 0 |
| Jeffries | 1 | 3 | 3.0 | 3 | 0 |
| Taylor | 1 | 2 | 2.0 | 2 | 0 |
| Bowens | 1 | 0 | 0.0 | 0 | 0 |
| Shaw | 1 | 0 | 0.0 | 0 | 0 |
| Z. Thomas | 1 | 0 | 0.0 | 0 | 0 |
| DOLPHINS | 28 | 311 | 11.1 | 43 | 0 |
| OPPONENTS | 17 | 102 | 6.0 | 32 | 1 |

| PUNTING | NO. | YDS. | AVG. | LG | BK |
|--------------|-----|------|------|----|----|
| Turk | 92 | 3870 | 42.1 | 70 | 0 |
| DOLPHINS .. | 92 | 3870 | 42.1 | 70 | 0 |
| OPPONENTS .. | 87 | 3532 | 40.6 | 65 | 1 |

| PUNT RET. | NO. | YDS. | AVG. | LG | TD |
|----------------|-----|------|------|-----|----|
| Ogden | 19 | 323 | 17.0 | 81t | 1 |
| Shepherd | 15 | 164 | 10.9 | 32 | 0 |
| Kelly | 5 | 31 | 6.2 | 10 | 0 |
| McDuffie | 0 | 0 | - | - | 0 |
| DOLPHINS | 39 | 518 | 13.3 | 81t | 1 |
| OPPONENTS | 36 | 258 | 7.2 | 40 | 0 |

| KICKOFF RET. | NO. | YDS. | AVG. | LG | TD |
|----------------|-----|------|------|----|----|
| Denson | 20 | 495 | 24.8 | 56 | 0 |
| Marion | 22 | 513 | 23.3 | 47 | 0 |
| Williams | 3 | 64 | 21.3 | 24 | 0 |
| Johnson | 2 | 26 | 13.0 | 26 | 0 |
| Goodwin | 2 | 6 | 3.0 | 6 | 0 |
| Weaver | 1 | 15 | 15.0 | 15 | 0 |
| Shepherd | 1 | 14 | 14.0 | 14 | 0 |
| DOLPHINS | 51 | 1133 | 22.2 | 56 | 0 |
| OPPONENTS | 68 | 1260 | 18.5 | 37 | 0 |

| SCORING | Ru | Pa | Rt | PAT | FG | S | 2 | TP |
|----------------|----|----|----|-------|-------|---|---|-----|
| Mare | 0 | 0 | 0 | 33/34 | 28/31 | 0 | 0 | 117 |
| L. Smith | 14 | 2 | 0 | 0/0 | 0/0 | 0 | 0 | 96 |
| Gadsden .. | 0 | 6 | 0 | 0/0 | 0/0 | 0 | 0 | 36 |
| Shepherd .. | 0 | 4 | 0 | 0/0 | 0/0 | 0 | 0 | 24 |
| Emanuel .. | 0 | 1 | 0 | 0/0 | 0/0 | 0 | 0 | 6 |
| Fiedler .. | 1 | 0 | 0 | 0/0 | 0/0 | 0 | 0 | 6 |
| Goodwin .. | 0 | 1 | 0 | 0/0 | 0/0 | 0 | 0 | 6 |
| Johnson .. | 1 | 0 | 0 | 0/0 | 0/0 | 0 | 0 | 6 |
| Madison | 0 | 0 | 1 | 0/0 | 0/0 | 0 | 0 | 6 |
| Ogden | 0 | 0 | 1 | 0/0 | 0/0 | 0 | 0 | 6 |
| Taylor | 0 | 0 | 1 | 0/0 | 0/0 | 0 | 0 | 6 |
| T. Thomas .. | 0 | 1 | 0 | 0/0 | 0/0 | 0 | 0 | 6 |

| | | | | | | | | |
|-------------|----|----|---|-------|-------|---|---|-----|
| Haley | 0 | 0 | 0 | 0/0 | 0/0 | 1 | 0 | 2 |
| DOLPHINS | 16 | 15 | 3 | 33/34 | 28/31 | 1 | 0 | 323 |
| OPPONENTS | 9 | 13 | 1 | 20/20 | 22/30 | 0 | 1 | 226 |

| FIELD GOALS | 1-19 | 20-29 | 30-39 | 40-49 | 50+ |
|----------------|------|-------|-------|-------|-----|
| Mare | 0/0 | 7/8 | 9/10 | 12/13 | 0/0 |
| DOLPHINS | 0/0 | 7/8 | 9/10 | 12/13 | 0/0 |
| OPPONENTS .. | 0/0 | 4/4 | 10/12 | 7/9 | 1/5 |

| TWO-POINT CONVERSIONS |
|-----------------------------|
| DOLPHINS 0-0, OPPONENTS 1-3 |

| SACKS |
|---|
| Armstrong 16.5, Taylor 14.5, Bowens 2.5, Gardener 2.5, Mixon 2.5, Bromell 2.0, Walker 2.0, Haley 1.5, Z. Thomas 1.5, Surtain 1.0, Owens 0.5, Rodgers 0.5, Wilson 0.5. |
| DOLPHINS 48.0, OPPONENTS 28.0 |

| STARTERS |
|--|
| OFFENSE |
| WR - Oronde Gadsden (16) |
| LT - Richmond Webb (14), Brent Smith (2) |
| LG - Mark Dixon (15), John Bock (1) |
| C - Tim Ruddy (16) |
| RG - Kevin Donnalley (16) |
| RT - Todd Wade (16) |
| TE - Hunter Goodwin (16) |
| WR - Leslie Shepherd (11), Tony Martin (5) |
| QB - Jay Fiedler (15), Damon Huard (1) |
| RB - Lamar Smith (15), J.J. Johnson (1) |
| FB - Rob Konrad (14), Deon Dyer (1) |
| 3rd WR - O.J. McDuffie (1) |

| DEFENSE |
|---|
| LDE - Kenny Mixon (13), Rich Owens (3) |
| LDT - Tim Bowens (15), Jermaine Haley (1) |
| RDT - Darryl Gardener (10), Jermaine Haley (3), Kenny Mixon (3) |
| RDE - Jason Taylor (16) |
| LLB - Derrick Rodgers (14) |
| MLB - Zach Thomas (11), Robert Jones (2), Scott Galyon (1) |
| RLB - Robert Jones (14), Twan Russell (2) |
| LCB - Patrick Surtain (16) |
| RCB - Sam Madison (16) |
| SS - Brian Walker (16) |
| FS - Brock Marion (16) |
| 5th DB - Terrance Shaw (3), Jerry Wilson (1) |

* Indicates Rookie

| PASSING | ATT. | COMP. | YDS. | PCT. | TD | INT. | LG | SCK/LST | RATING |
|-----------------|------|-------|------|------|----|------|----|---------|--------|
| Fiedler | 357 | 204 | 2402 | 57.1 | 14 | 14 | 61 | 23/129 | 74.5 |
| Huard | 63 | 39 | 318 | 61.9 | 1 | 3 | 29 | 4/22 | 60.2 |
| L. Smith | 1 | 0 | 0 | 0.00 | 0 | 0 | 0 | 0/0 | 39.6 |
| T. Thomas | 0 | 0 | 0 | 0.00 | 0 | 0 | 0 | 1/2 | - |
| DOLPHINS | 421 | 243 | 2720 | 57.7 | 15 | 17 | 61 | 28/153 | 72.2 |
| OPPONENTS | 530 | 282 | 3170 | 53.2 | 13 | 28 | 59 | 48/270 | 57.5 |

2001 FINAL STATISTICS (11-5)

| DATE | OPPONENT | SCORE | W/L | ATT. |
|-------|------------------|-------|-----|--------|
| 9/9 | at Tennessee | 31-23 | W | 68,798 |
| 9/23 | OAKLAND | 18-15 | W | 73,404 |
| 9/30 | at St. Louis | 10-42 | L | 66,046 |
| 10/7 | NEW ENGLAND | 30-10 | W | 73,024 |
| 10/14 | at N.Y. Jets | 17-21 | L | 78,823 |
| 10/28 | at Seattle | 24-20 | W | 59,108 |
| 11/4 | CAROLINA | 23-6 | W | 72,597 |
| 11/11 | at Indianapolis | 27-24 | W | 57,127 |
| 11/18 | N.Y. JETS | 0-24 | L | 74,259 |
| 11/25 | at Buffalo | 34-27 | W | 73,063 |
| 12/2 | DENVER | 21-10 | W | 73,938 |
| 12/10 | INDIANAPOLIS | 41-6 | W | 73,858 |
| 12/16 | at San Francisco | 0-21 | L | 68,223 |
| 12/22 | at New England | 13-20 | L | 60,292 |
| 12/30 | ATLANTA | 21-14 | W | 73,619 |
| 1/6 | BUFFALO | 34-7 | W | 73,428 |

| TEAM STATISTICS | MIA. | OPP. |
|-----------------------------|---------|---------|
| TOTAL FIRST DOWNS | 263 | 283 |
| By Rushing | 95 | 97 |
| By Passing | 154 | 148 |
| By Penalty | 14 | 38 |
| Third Down: Made/Att. | 89/215 | 70/201 |
| Third Down Efficiency | 41.4 | 34.8 |
| Fourth Down: Made/Att. | 9/14 | 6/15 |
| TOTAL NET YARDS | 4821 | 4608 |
| Average Per Game | 301.3 | 288.0 |
| Total Plays | 953 | 957 |
| NET YARDS RUSHING..... | 1664 | 1779 |
| Average Per Game | 104.0 | 111.2 |
| Total Rushes | 473 | 453 |
| NET YARDS PASSING..... | 3157 | 2829 |
| Average Per Game | 197.3 | 176.8 |
| Tackled/Yards Lost | 27/178 | 37/230 |
| Gross Yards | 3335 | 3059 |
| Attempts/Completions | 453/275 | 467/262 |
| Completion Percentage | 60.7 | 56.1 |
| Had Intercepted | 19 | 17 |
| PUNTS/AVERAGE | 81/41.0 | 86/44.1 |
| PENALTIES/YARDS | 107/914 | 82/623 |
| FUMBLES/BALL LOST | 26/19 | 27/11 |
| TOUCHDOWNS | 41 | 35 |
| By Rushing | 14 | 9 |
| By Passing | 20 | 22 |
| By Returns | 7 | 4 |

| Score By Quarters | 1 | 2 | 3 | 4 | OT | Total |
|-------------------|----|-----|----|-----|----|-------|
| DOLPHINS | 65 | 110 | 27 | 142 | 0 | 344 |
| OPPONENTS | 58 | 91 | 86 | 55 | 0 | 290 |

| RUSHING | NO. | YDS. | AVG. | LG | TD |
|------------------|-----|------|-------|-----|----|
| L. Smith | 313 | 968 | 3.1 | 25 | 6 |
| Fiedler | 73 | 321 | 4.4 | 26 | 4 |
| Minor | 59 | 281 | 4.8 | 56 | 2 |
| McKnight | 6 | 39 | 6.5 | 18 | 0 |
| J. Johnson | 5 | 22 | 4.4 | 9 | 0 |
| Konrad | 5 | 22 | 4.4 | 18 | 1 |
| Ward | 2 | 21 | 10.5 | 16 | 0 |
| Lucas | 8 | 6 | 0.8 | 3 | 1 |
| Mare | 1 | -5 | -5.0 | -5 | 0 |
| Chambers | 1 | -11 | -11.0 | -11 | 0 |

| RECEIVING | NO. | YDS. | AVG. | LG | TD |
|----------------|-----|------|------|----|----|
| McKnight | 55 | 684 | 12.4 | 40 | 3 |
| Gadsden | 55 | 674 | 12.3 | 61 | 3 |
| Chambers | 48 | 883 | 18.4 | 74 | 7 |

| | | | | | |
|------------------|----|-----|------|----|---|
| L. Smith | 30 | 234 | 7.8 | 65 | 2 |
| Minor | 29 | 263 | 9.1 | 29 | 1 |
| Ward | 21 | 209 | 10.0 | 20 | 0 |
| Weaver | 18 | 215 | 11.9 | 27 | 2 |
| Ogden | 6 | 73 | 12.2 | 18 | 1 |
| Konrad | 5 | 52 | 10.4 | 17 | 1 |
| Goodwin | 4 | 27 | 6.8 | 9 | 0 |
| J. Johnson | 4 | 21 | 5.3 | 7 | 0 |

| INTERCEPTIONS | NO. | YDS. | AVG. | LG | TD |
|-----------------|-----|------|------|-----|----|
| Marion | 5 | 227 | 45.4 | 100 | 2 |
| Surtain | 3 | 74 | 24.7 | 41 | 1 |
| Thomas | 2 | 51 | 25.5 | 34 | 1 |
| Madison | 2 | 0 | 0.0 | 0 | 0 |
| Mixon | 1 | 56 | 56.0 | 56 | 1 |
| J. Taylor | 1 | 4 | 4.0 | 4 | 0 |
| Freeman | 1 | 0 | 0.0 | 0 | 0 |
| Galyon | 1 | 0 | 0.0 | 0 | 0 |
| Walker | 1 | 0 | 0.0 | 0 | 0 |

| DOLPHINS | 17 | 412 | 24.2 | 100 | 5 |
|-----------|----|-----|------|-----|---|
| OPPONENTS | 19 | 254 | 13.4 | 63 | 3 |

| PUNTING | NO. | YDS. | AVG. | LG | BK |
|------------|-----|------|------|----|----|
| Turk | 81 | 3321 | 41.0 | 77 | 0 |

| DOLPHINS | 81 | 3321 | 41.0 | 77 | 0 |
|-----------|----|------|------|----|---|
| OPPONENTS | 86 | 3789 | 44.1 | 73 | 0 |

| PUNT RET. | NO. | YDS. | AVG. | LG | TD |
|----------------|-----|------|------|----|----|
| Ogden | 32 | 377 | 11.8 | 48 | 0 |
| Ward | 9 | 88 | 9.8 | 18 | 0 |
| Madison | 1 | 6 | 6.0 | 6 | 0 |
| Cousin | 1 | 0 | 0.0 | 0 | 0 |
| Chambers | 0 | 0 | - | - | 0 |

| DOLPHINS | 43 | 471 | 11.0 | 48 | 0 |
|-----------|----|-----|------|----|---|
| OPPONENTS | 30 | 136 | 4.5 | 23 | 0 |

| KICKOFF RET. | NO. | YDS. | AVG. | LG | TD |
|------------------|-----|------|------|----|----|
| Chambers | 36 | 811 | 22.5 | 47 | 0 |
| Marion | 17 | 371 | 1.8 | 55 | 0 |
| Dyer | 2 | 24 | 12.0 | 14 | 0 |
| J. Johnson | 1 | 16 | 16.0 | 16 | 0 |
| E. Perry | 1 | 0 | 0.0 | 0 | 0 |

| DOLPHINS | 51 | 1133 | 22.2 | 56 | 0 |
|-----------|----|------|------|----|---|
| OPPONENTS | 68 | 1260 | 18.5 | 37 | 0 |

| SCORING | Ru | Pa | Rt | PAT | FG | S | 2 | TP |
|-----------------|----|----|----|-------|-------|---|---|----|
| Mare | 0 | 0 | 0 | 39/40 | 19/21 | 0 | 0 | 96 |
| L. Smith | 6 | 2 | 0 | 0/0 | 0/0 | 0 | 0 | 48 |
| Chambers | 0 | 7 | 0 | 0/0 | 0/0 | 0 | 0 | 42 |
| Fiedler | 4 | 0 | 0 | 0/0 | 0/0 | 0 | 0 | 24 |
| Minor | 2 | 1 | 1 | 0/0 | 0/0 | 0 | 0 | 24 |
| McKnight | 0 | 3 | 0 | 0/0 | 0/0 | 0 | 1 | 20 |
| Gadsden | 0 | 3 | 0 | 0/0 | 0/0 | 0 | 0 | 18 |
| Konrad | 1 | 1 | 0 | 0/0 | 0/0 | 0 | 0 | 12 |
| Marion | 0 | 0 | 2 | 0/0 | 0/0 | 0 | 0 | 12 |
| Weaver | 0 | 2 | 0 | 0/0 | 0/0 | 0 | 0 | 12 |
| Lucas | 1 | 0 | 0 | 0/0 | 0/0 | 0 | 0 | 6 |
| Mixon | 0 | 0 | 1 | 0/0 | 0/0 | 0 | 0 | 6 |
| Ogden | 0 | 1 | 0 | 0/0 | 0/0 | 0 | 0 | 6 |
| Surtain | 0 | 0 | 1 | 0/0 | 0/0 | 0 | 0 | 6 |
| J. Taylor | 0 | 0 | 1 | 0/0 | 0/0 | 0 | 0 | 6 |
| Thomas | 0 | 0 | 1 | 0/0 | 0/0 | 0 | 0 | 6 |

| DOLPHINS | 14 | 20 | 7 | 39/40 | 19/21 | 0 | 1 | 344 |
|-----------|----|----|---|-------|-------|---|---|-----|
| OPPONENTS | 9 | 22 | 4 | 32/34 | 16/22 | 0 | 0 | 290 |

| FIELD GOALS | 1-19 | 20-29 | 30-39 | 40-49 | 50+ |
|-------------|------|-------|-------|-------|-----|
| Mare | 1/1 | 8/8 | 8/8 | 2/4 | 0/0 |

| DOLPHINS | | 1/1 | 8/8 | 8/8 | 2/4 | 0/0 |
|-----------|-------|-----|-----|-----|-----|-----|
| OPPONENTS | .. | 0/0 | 5/6 | 4/5 | 6/9 | 1/2 |

TWO-POINT CONVERSIONS

McKnight 1

DOLPHINS 1-1, OPPONENTS 0-1

SACKS

J. Taylor 8.5, Bromell 6.5, Gardener 4.0, T. Bowens 3.0, Thomas 3.0, Cousin 2.0, Mixon 2.0, Greenwood 1.5, D. Bowens LG 1.0, D. Bowens 1.0, Freeman 1.0, Gallyon 1.0, Rodgers 1.0, Surtain 1.0, Grant 0.5, Haley 0.5, Ogunleye 0.5

DOLPHINS 37.0, OPPONENTS 27.0

STARTERS

OFFENSE

WR - James McKnight (15), Dedric Ward (1)
 LT - Spencer Folau (15), Marcus Spriggs (1)
 LG - Mark Dixon (10), Heath Irwin (6)
 C - Tim Ruddy (15), Heath Irwin (1)
 RG - Todd Perry (16)
 RT - Todd Wade (15), Harry Swayne (1)
 TE - Hunter Goodwin (11), Jed Weaver (2)
 WR - Oronde Gadsden (14), *Chris Chambers (2)
 QB - Jay Fiedler (16)
 RB - Lamar Smith (16)
 FB - Rob Konrad (9)
 3rd WR - *Chris Chambers (5)
 2nd TE - Jed Weaver (5)

DEFENSE

LDE - Kenny Mixon (15), Lorenzo Bromell (1)
 LDT - Tim Bowens (15), Jermaine Haley (1)
 RDT - Daryl Gardener (8), Jermaine Haley (4), Ernest Grant (3), Kenny Mixon (1)
 RDE - Jason Taylor (16)
 LLB - Derrick Rodgers (14), Scott Galyon (2)
 MLB - Zach Thomas (15), Tommy Hendricks (1)
 RLB - Morlon Greenwood (12), Twan Russell (2)
 LCB - Patrick Surtain (16)
 RCB - Sam Madison (13), *Jamar Fletcher (2), Terry Cousin (1)
 SS - Brian Walker (13), Arturo Freeman (3)
 FS - Brock Marion (15), Arturo Freeman (1)
 5th DB - Terry Cousin (2)

* Indicates Rookie

| PASSING | ATT. | COMP. | YDS. | PCT. | TD | INT. | LG | SCK/LST | RATING |
|---------------|------|-------|------|------|----|------|----|---------|--------|
| Fiedler | 450 | 273 | 3290 | 60.7 | 20 | 19 | 74 | 27/178 | 80.3 |
| Lucas | 3 | 2 | 45 | 66.7 | 0 | 0 | 28 | 0/0 | 109.7 |

| DOLPHINS | 453 | 275 | 3335 | 60.7 | 20 | 19 | 74 | 27/178 | 80.6 |
|-----------|-----|-----|------|------|----|----|----|--------|------|
| OPPONENTS | 467 | 262 | 3059 | 56.1 | 22 | 17 | 80 | 37/230 | 76.7 |

2002 FINAL STATISTICS (9-7)

| DATE | OPPONENT | SCORE | W/L | ATT. |
|-------|-----------------|-----------|-----|--------|
| 9/8 | DETROIT | 49-21 | W | 72/216 |
| 9/15 | at Indianapolis | 21-13 | W | 56/850 |
| 9/22 | N.Y. JETS | 30-3 | W | 73/426 |
| 9/29 | at Kansas City | 30-48 | L | 78/178 |
| 10/6 | NEW ENGLAND | 26-13 | W | 73/369 |
| 10/13 | at Denver | 24-22 | W | 75/941 |
| 10/20 | BUFFALO | 10-23 | L | 73/180 |
| 11/4 | at Green Bay | 10-24 | L | 63/284 |
| 11/10 | at N.Y. Jets | 10-13 | L | 78/920 |
| 11/17 | BALTIMORE | 26-7 | W | 73/013 |
| 11/24 | SAN DIEGO | 30-3 | W | 73/138 |
| 12/1 | at Buffalo | 21-38 | L | 73/287 |
| 12/9 | CHICAGO | 27-9 | W | 73/609 |
| 12/15 | OAKLAND | 23-17 | W | 73/572 |
| 12/21 | at Minnesota | 17-20 | L | 64/285 |
| 12/29 | at New England | 24-27(OT) | L | 68/436 |

| TEAM STATISTICS | MIA. | OPP. |
|------------------------------|---------|---------|
| TOTAL FIRST DOWNS | 318 | 285 |
| By Rushing | 139 | 86 |
| By Passing | 155 | 162 |
| By Penalty | 24 | 37 |
| Third Down: Made/Att. | 76/199 | 68/201 |
| Third Down Efficiency | 38.2 | 33.8 |
| Fourth Down: Made/Att. | 3/10 | 4/13 |
| Fourth Down Efficiency | 30.0 | 30.8 |
| POSSESSION AVERAGE | 31:24 | 28:36 |
| TOTAL NET YARDS | 5392 | 4656 |
| Average Per Game | 337.0 | 291.0 |
| Total Plays | 1010 | 974 |
| Average Per Play | 5.3 | 4.8 |
| NET YARDS RUSHING | 2502 | 1554 |
| Average Per Game | 156.4 | 97.1 |
| Total Rushes | 530 | 407 |
| NET YARDS PASSING | 2890 | 3102 |
| Average Per Game | 180.6 | 193.9 |
| Tackled/Yards Lost | 25/179 | 47/327 |
| Gross Yards | 3069 | 3429 |
| Attempts/Completions | 455/271 | 520/294 |
| Completion Percentage | 59.6 | 56.5 |
| Had Intercepted | 15 | 21 |
| PUNTS/AVERAGE | 69/40.2 | 80/42.9 |
| NET PUNTING AVERAGE | 69/34.5 | 80/37.7 |
| PENALTIES/YARDS | 103/859 | 106/826 |
| FUMBLES/BALL LOST | 28/15 | 23/9 |
| TOUCHDOWNS | 44 | 31 |
| By Rushing | 24 | 9 |
| By Passing | 18 | 20 |
| By Returns | 2 | 2 |

| Score By Quarters | 1 | 2 | 3 | 4 | OT | Total |
|-------------------|-----|-----|----|----|----|-------|
| DOLPHINS | 113 | 111 | 69 | 85 | 0 | 378 |
| OPPONENTS | 35 | 98 | 66 | 99 | 3 | 301 |

| RUSHING | NO. | YDS. | AVG. | LG | TD |
|------------------|-----|------|------|-----|----|
| R. Williams | 383 | 1853 | 4.8 | 63t | 16 |
| Minor | 44 | 180 | 4.1 | 23 | 2 |
| Lucas | 36 | 126 | 3.5 | 17 | 2 |
| Edwards | 20 | 107 | 5.4 | 19 | 1 |
| Fiedler | 28 | 99 | 3.5 | 12 | 3 |
| Chambers | 6 | 78 | 13.0 | 45 | 0 |
| McKnight | 7 | 58 | 8.3 | 19 | 0 |
| McMichael | 1 | 8 | 8.0 | 8 | 0 |
| Konrad | 3 | 2 | 0.7 | 2 | 0 |
| Rosenfels | 2 | -9 | -4.5 | -2 | 0 |
| DOLPHINS | 530 | 2502 | 4.7 | 63t | 24 |
| OPPONENTS | 407 | 1554 | 3.8 | 38 | 9 |

| RECEIVING | NO. | YDS. | AVG. | LG | TD |
|-------------------|-----|------|------|-----|----|
| Chambers | 52 | 734 | 14.1 | 59t | 3 |
| R. Williams | 47 | 363 | 7.7 | 52 | 1 |
| McMichael | 39 | 485 | 12.4 | 45 | 4 |
| Konrad | 34 | 233 | 6.9 | 19 | 3 |
| McKnight | 29 | 528 | 18.2 | 77 | 2 |
| Ward | 19 | 172 | 9.1 | 22 | 0 |
| Edwards | 18 | 126 | 7.0 | 14 | 1 |
| Gadsden | 16 | 228 | 14.3 | 29 | 0 |
| Carter | 8 | 66 | 8.3 | 15 | 1 |
| Weaver | 6 | 75 | 12.5 | 25 | 3 |
| Clark | 2 | 42 | 21.0 | 26 | 0 |
| Baker | 1 | 17 | 17.0 | 17 | 0 |
| DOLPHINS | 271 | 3069 | 11.3 | 77 | 18 |
| OPPONENTS | 294 | 3429 | 11.7 | 73t | 20 |

| INTERCEPTIONS | NO. | YDS. | AVG. | LG | TD |
|----------------|-----|------|------|-----|----|
| Surtain | 6 | 79 | 13.2 | 40t | 1 |
| Marion | 5 | 99 | 19.8 | 62 | 0 |
| Madison | 3 | 15 | 5.0 | 15 | 0 |
| Fletcher | 2 | 30 | 15.0 | 30 | 0 |
| Rodgers | 2 | 28 | 14.0 | 21 | 0 |
| Thomas | 1 | 7 | 7.0 | 7 | 0 |
| Haley | 1 | 0 | 0.0 | 0 | 0 |
| Wooden | 1 | 0 | 0.0 | 0 | 0 |
| DOLPHINS | 21 | 258 | 12.3 | 62 | 1 |
| OPPONENTS | 15 | 319 | 21.3 | 89t | 2 |

| PUNTING | NO. | YDS. | AVG. | LG | BK |
|----------------|-----|------|------|----|----|
| Royals | 69 | 2772 | 40.2 | 56 | 0 |
| DOLPHINS | 69 | 2772 | 40.2 | 56 | 0 |
| OPPONENTS | 80 | 3432 | 42.9 | 65 | 0 |

| PUNT RET. | NO. | YDS. | AVG. | LG | TD |
|----------------|-----|------|------|----|----|
| Ward | 16 | 169 | 10.6 | 34 | 0 |
| Johnson | 8 | 69 | 8.6 | 13 | 0 |
| Baker | 7 | 55 | 7.9 | 21 | 0 |
| DOLPHINS | 31 | 293 | 9.5 | 34 | 0 |
| OPPONENTS | 39 | 273 | 7.0 | 43 | 0 |

| KICKOFF RET. | NO. | YDS. | AVG. | LG | TD |
|----------------|-----|------|------|----|----|
| Minor | 46 | 1071 | 23.3 | 66 | 0 |
| Johnson | 12 | 330 | 27.5 | 49 | 0 |
| Konrad | 2 | 33 | 16.5 | 18 | 0 |
| Weaver | 2 | 23 | 11.5 | 18 | 0 |
| Fletcher | 1 | 0 | 0.0 | 0 | 0 |
| McKnight | 0 | 26 | - | 26 | 0 |
| DOLPHINS | 63 | 1483 | 23.5 | 66 | 0 |
| OPPONENTS | 69 | 1540 | 22.3 | 56 | 0 |

| SCORING | Ru | Pa | Rt | PAT | FG | S | TP |
|-------------------|----|----|----|-------|-------|---|-------|
| Mare | 0 | 0 | 0 | 42/43 | 24/31 | 0 | 0 114 |
| R. Williams | 16 | 1 | 0 | 0/0/0 | 0 | 0 | 0 |
| 102 | | | | | | | |
| McMichael | 0 | 4 | 0 | 0/0 | 0/0 | 0 | 0 24 |
| Chambers | 0 | 3 | 0 | 0/0 | 0/0 | 0 | 0 18 |
| Fiedler | 3 | 0 | 0 | 0/0 | 0/0 | 0 | 0 18 |
| Konrad | 0 | 3 | 0 | 0/0 | 0/0 | 0 | 0 18 |
| Weaver | 0 | 3 | 0 | 0/0 | 0/0 | 0 | 0 18 |
| Edwards | 1 | 1 | 0 | 0/0 | 0/0 | 0 | 0 12 |
| Lucas | 2 | 0 | 0 | 0/0 | 0/0 | 0 | 0 12 |
| McKnight | 0 | 2 | 0 | 0/0 | 0/0 | 0 | 0 12 |
| Minor | 2 | 0 | 0 | 0/0 | 0/0 | 0 | 0 12 |
| Carter | 0 | 1 | 0 | 0/0 | 0/0 | 0 | 0 6 |
| Gamble | 0 | 0 | 1 | 0/0 | 0/0 | 0 | 0 6 |
| Surtain | 0 | 0 | 1 | 0/0 | 0/0 | 0 | 0 6 |
| DOLPHINS | 24 | 18 | 2 | 42/43 | 24/31 | 0 | 0 378 |

| | | | | | | | |
|-----------------|------|-------|-------|-------|-------|---|-------|
| OPPONENTS | 9 | 20 | 2 | 27/27 | 28/30 | 0 | 0 301 |
| FIELD GOALS | 1-19 | 20-29 | 30-39 | 40-49 | 50+ | | |
| Mare | 0/0 | 13/14 | 2/3 | 7/11 | 2/3 | | |
| DOLPHINS | 0/0 | 13/14 | 2/3 | 7/11 | 2/3 | | |
| OPPONENTS | 0/0 | 9/9 | 8/8 | 6/8 | 5/5 | | |

| TWO-POINT CONVERSIONS |
|--|
| DOLPHINS 0-1, OPPONENTS 2-4 |
| SACKS |
| Taylor 18.5, Ogunleye 9.5, J. Williams 6.0, Burnett 4.0, D. Bowens 1.5, Chester 1.5, Freeman 1.5, Surtain 1.5, Greenwood 1.0, McGarrahan 1.0, Haley 0.5, Thomas 0.5. |
| DOLPHINS 47.0, OPPONENTS 25.0 |

| STARTERS |
|---|
| OFFENSE |
| WR - James McKnight (8), Oronde Gadsden (6), Cris Carter (1), Dedric Ward (1) |
| LT - Mark Dixon (12), Marcus Spriggs (4) |
| LG - Jamie Nails (14), *Seth McKinney (2) |
| C - Tim Ruddy (16) |
| RG - Todd Perry (16) |
| RT - Todd Wade (16) |
| TE - *Randi McMichael (16) |
| WR - Chris Chambers (15), James McKnight (1) |
| QB - Jay Fiedler (10), Ray Lucas (6) |
| RB - Ricky Williams (16) |
| FB - Rob Konrad (12) |
| 2nd TE - Jed Weaver (4) |

| DEFENSE |
|--|
| LDE - Adewale Ogunleye (16) |
| LDT - Tim Bowens (16) |
| RDT - Larry Chester (16) |
| RDE - Jason Taylor (16) |
| LLB - Derrick Rodgers (15) |
| MLB - Zach Thomas (16) |
| RLB - Morlon Greenwood (14) |
| LCB - Patrick Surtain (14), Jamar Fletcher (2) |
| RCB - Sam Madison (16) |
| SS - Arturo Freeman (16) |
| FS - Brock Marion (16) |
| 5th DB - Jamar Fletcher (2) |
| 6th DB - Shawn Wooden (1) |

* Indicates Rookie

| PASSING | ATT. | COMP. | YDS. | PCT. | TD | INT. | LG | SCK/LST | RATING |
|-----------------|------|-------|------|------|----|------|-----|---------|--------|
| Fiedler | 292 | 179 | 2024 | 61.3 | 14 | 9 | 59t | 13/89 | 85.2 |
| Lucas | 160 | 92 | 1045 | 57.5 | 4 | 6 | 77 | 12/90 | 69.9 |
| Rosenfels | 3 | 0 | 0 | 0.0 | 0 | 0 | 0 | 0/0 | 39.6 |
| DOLPHINS | 455 | 271 | 3069 | 59.6 | 18 | 15 | 77 | 25/179 | 79.3 |
| OPPONENTS | 520 | 294 | 3429 | 56.5 | 20 | 21 | 73t | 47/327 | 72.7 |

2003 FINAL STATISTICS (10-6)

| DATE | OPPONENT | SCORE | W/L | ATT. |
|-------|-----------------|-----------|-----|--------|
| 9/7 | HOUSTON | 20-21 | L | 73,010 |
| 9/14 | at N.Y. Jets | 21-10 | W | 77,461 |
| 9/21 | BUFFALO | 17-7 | W | 73,458 |
| 10/5 | at N.Y. Giants | 23-10 | W | 78,863 |
| 10/12 | at Jacksonville | 24-10 | W | 66,437 |
| 10/19 | NEW ENGLAND | 13-19(OT) | L | 73,650 |
| 10/27 | at San Diego | 26-10 | W | 73,014 |
| 11/2 | INDIANAPOLIS | 17-23 | L | 73,258 |
| 11/9 | at Tennessee | 7-31 | L | 68,809 |
| 11/16 | BALTIMORE | 9-6(OT) | W | 73,333 |
| 11/23 | WASHINGTON | 24-23 | W | 73,578 |
| 11/27 | at Dallas | 40-21 | W | 64,110 |
| 12/7 | at New England | 0-12 | L | 68,436 |
| 12/15 | PHILADELPHIA | 27-34 | L | 73,780 |
| 12/21 | at Buffalo | 20-3 | W | 73,319 |
| 12/28 | N.Y. JETS | 23-21 | W | 73,720 |

| TEAM STATISTICS | MIA. | OPP. |
|-----------------------------|---------|---------|
| TOTAL FIRST DOWNS | 266 | 283 |
| By Rushing | 99 | 82 |
| By Passing | 145 | 171 |
| By Penalty | 22 | 30 |
| Third Down: Made/Att. | 67/205 | 81/222 |
| Third Down Efficiency | 32.7 | 36.5 |
| Fourth Down: Made/Att. ... | 5/10 | 2/12 |
| Fourth Down Efficiency ... | 50.0 | 16.7 |
| POSSESSION AVERAGE | 29.49 | 30.11 |
| TOTAL NET YARDS | 4609 | 4787 |
| Average Per Game | 288.1 | 299.2 |
| Total Plays | 968 | 1014 |
| Average Per Play | 4.8 | 4.7 |
| NET YARDS RUSHING | 1817 | 1452 |
| Average Per Game | 113.6 | 90.8 |
| Total Rushes | 487 | 441 |
| NET YARDS PASSING | 2792 | 3335 |
| Average Per Game | 174.5 | 208.4 |
| Sacked/Yards Lost | 31/209 | 44/253 |
| Gross Yards | 3001 | 3588 |
| Attempts/Completions | 450/257 | 529/319 |
| Completion Percentage ... | 57.1 | 60.3 |
| Had Intercepted | 19 | 22 |
| PUNTS/AVERAGE | 84/39.0 | 80/41.2 |
| NET PUNTING AVERAGE | 84/34.9 | 80/36.1 |
| PENALTIES/YARDS | 103/913 | 98/766 |
| FUMBLES/BALL LOST | 26/15 | 26/14 |
| TOUCHDOWNS | 35 | 26 |
| By Rushing | 14 | 11 |
| By Passing | 17 | 12 |
| By Returns | 4 | 3 |

| Score By Quarters | 1 | 2 | 3 | 4 | OT | Total |
|-------------------|----|-----|----|----|----|-------|
| DOLPHINS | 68 | 124 | 44 | 72 | 3 | 311 |
| OPPONENTS | 49 | 86 | 48 | 72 | 6 | 261 |

| RUSHING | NO. | YDS. | AVG. | LG | TD |
|------------------|-----|------|------|----|----|
| R. Williams | 392 | 1372 | 3.5 | 45 | 9 |
| Minor | 41 | 193 | 4.7 | 26 | 1 |
| Fiedler | 34 | 88 | 2.6 | 14 | 3 |
| McKnight | 2 | 75 | 37.5 | 68 | 1 |
| Chambers | 4 | 30 | 7.5 | 12 | 0 |
| Turk | 3 | 30 | 10.0 | 23 | 0 |
| Konrad | 4 | 17 | 4.3 | 11 | 0 |
| Griese | 5 | 15 | 3.0 | 9 | 0 |
| Rosenfels | 1 | -1 | -1.0 | -1 | 0 |
| O. Ayanbadejo .. | 1 | -2 | -2.0 | -2 | 0 |
| DOLPHINS | 487 | 1817 | 3.7 | 68 | 14 |
| OPPONENTS | 441 | 1452 | 3.3 | 28 | 11 |

| RECEIVING | NO. | YDS. | AVG. | LG | TD |
|-------------------|-----|------|------|----|----|
| Chambers | 64 | 963 | 15.0 | 57 | 11 |
| R. Williams | 50 | 351 | 7.0 | 59 | 1 |
| McMichael | 49 | 598 | 12.2 | 46 | 2 |
| Thompson | 26 | 359 | 13.8 | 31 | 0 |
| McKnight | 23 | 285 | 12.4 | 80 | 2 |
| Konrad | 16 | 166 | 10.4 | 25 | 0 |
| O. Ayanbadejo .. | 12 | 53 | 4.4 | 12 | 0 |
| Lee | 7 | 110 | 15.7 | 25 | 1 |
| Gadsden | 4 | 48 | 12.0 | 23 | 0 |
| Minor | 4 | 13 | 3.3 | 12 | 0 |
| Newson | 2 | 55 | 27.5 | 37 | 0 |

| | | | | | |
|----------------|-----|------|------|----|----|
| DOLPHINS | 257 | 3001 | 11.7 | 80 | 17 |
| OPPONENTS | 319 | 3588 | 11.2 | 82 | 12 |

| INTERCEPTIONS | NO. | YDS. | AVG. | LG | TD |
|---------------|-----|------|------|----|----|
| Surtain | 7 | 59 | 8.4 | 32 | 0 |
| Knight | 3 | 98 | 32.7 | 70 | 0 |
| Madison | 3 | 82 | 27.3 | 36 | 1 |
| Thomas | 3 | 21 | 7.0 | 19 | 0 |
| Marion | 3 | 3 | 1.0 | 3 | 0 |
| Buckley | 2 | 75 | 37.5 | 74 | 1 |
| Zgonina | 1 | 0 | 0.0 | 0 | 0 |

| | | | | | |
|----------------|----|-----|------|----|---|
| DOLPHINS | 22 | 338 | 15.4 | 74 | 2 |
| OPPONENTS | 19 | 194 | 10.2 | 54 | 3 |

| PUNTING | NO. | YDS. | AVG. | LG | BK |
|----------------|-----|------|------|----|----|
| Turk | 68 | 2631 | 38.7 | 57 | 0 |
| Royals | 16 | 643 | 40.2 | 50 | 0 |
| DOLPHINS | 84 | 3274 | 39.0 | 57 | 0 |
| OPPONENTS | 80 | 3294 | 41.2 | 64 | 0 |

| PUNT RET. | NO. | YDS. | AVG. | LG | TD |
|---------------|-----|------|------|----|----|
| Rogers | 21 | 186 | 8.9 | 48 | 0 |
| Simmons | 8 | 100 | 12.5 | 32 | 0 |
| Buckley | 1 | 2 | 2.0 | 2 | 0 |
| Newson | 1 | 0 | 0.0 | 0 | 0 |

| | | | | | |
|----------------|----|-----|-----|----|---|
| DOLPHINS | 31 | 288 | 9.3 | 48 | 0 |
| OPPONENTS | 29 | 185 | 6.4 | 26 | 0 |

| KICKOFF RET. | NO. | YDS. | AVG. | LG | TD |
|----------------|-----|------|------|----|----|
| Minor | 34 | 727 | 21.4 | 49 | 0 |
| Rogers | 19 | 383 | 20.2 | 33 | 0 |
| Simmons | 3 | 64 | 21.3 | 34 | 0 |
| Lee | 1 | 0 | 0.0 | 0 | 0 |
| McKnight | 0 | 28 | - | 28 | 0 |

| | | | | | |
|----------------|----|------|------|----|---|
| DOLPHINS | 57 | 1202 | 21.1 | 49 | 0 |
| OPPONENTS | 47 | 1010 | 21.5 | 73 | 0 |

| SCORING | Ru | Pa | Rt | PAT | FG | S | 2 | PT |
|-------------------|----|----|----|-------|-------|---|---|----|
| Mare | 0 | 0 | 0 | 33/34 | 22/29 | 0 | 0 | 99 |
| Chambers | 0 | 11 | 0 | 0/0 | 0/0 | 0 | 0 | 66 |
| R. Williams | 9 | 1 | 0 | 0/0 | 0/0 | 0 | 0 | 0 |
|60 | | | | | | | | |
| Fiedler | 3 | 0 | 0 | 0/0 | 0/0 | 0 | 0 | 18 |
| McKnight | 1 | 2 | 0 | 0/0 | 0/0 | 0 | 0 | 18 |
| McMichael | 0 | 2 | 1 | 0/0 | 0/0 | 0 | 0 | 18 |
| Taylor | 0 | 0 | 1 | 0/0 | 0/0 | 1 | 0 | 8 |
| Buckley | 0 | 0 | 1 | 0/0 | 0/0 | 0 | 0 | 6 |
| Lee | 0 | 1 | 0 | 0/0 | 0/0 | 0 | 0 | 6 |
| Madison | 0 | 0 | 1 | 0/0 | 0/0 | 0 | 0 | 6 |
| Minor | 1 | 0 | 0 | 0/0 | 0/0 | 0 | 0 | 6 |

| | | | | | | | |
|--------------|----|---|-------|-------|---|---|-----|
| DOLPHINS 14 | 17 | 4 | 33/34 | 22/29 | 1 | 0 | 311 |
| OPPONENTS 11 | 12 | 3 | 23/23 | 26/31 | 2 | 0 | 261 |

| FIELD GOALS | 1-19 | 20-29 | 30-39 | 40-49 | 50+ |
|----------------|------|-------|-------|-------|-----|
| Mare | 0/0 | 9/9 | 3/6 | 6/8 | 4/6 |
| DOLPHINS | 0/0 | 9/9 | 3/6 | 6/8 | 4/6 |
| OPPONENTS .. | 0/0 | 10/11 | 8/9 | 5/6 | 3/5 |

| TWO-POINT CONVERSIONS |
|-----------------------------|
| DOLPHINS 0-1, OPPONENTS 0-2 |

| SACKS |
|--|
| Ogunleye 15.0, Taylor 13.0, Seau 3.0, Zgonina 3.0, J. Williams 2.5, T. Bowens 2.0, Burnett 2.0, D. Bowens 1.0, Freeman 1.0, Thomas 1.0, Greenwood 0.5. |

| |
|-------------------------------|
| DOLPHINS 44.0, OPPONENTS 31.0 |
|-------------------------------|

| STARTERS |
|----------|
|----------|

| OFFENSE |
|--|
| WR - Chris Chambers (16) |
| LT - *Wade Smith (16) |
| LG - Jamie Nails (15), Seth McKinney (1) |
| C - Tim Ruddy (14), Seth McKinney (2) |
| RG - Todd Perry (15), Greg Jerman (1) |
| RT - Todd Wade (16) |
| TE - Randy McMichael (16) |
| WR - Derrius Thompson (12), James McKnight (1) |
| QB - Jay Fiedler (11), Brian Griese (5) |
| FB - Rob Konrad (12), Obafemi Ayanbadejo (2) |
| RB - Ricky Williams (16) |
| 2nd TE - *Donald Lee (5) |

| DEFENSE |
|---|
| LDE - Adewale Ogunleye (16) |
| LDT - Tim Bowens (13), Jeff Zgonina (2), Dario Romero (1) |
| RDT - Larry Chester (15), Jeff Zgonina (1) |
| RDE - Jason Taylor (16) |
| LLB - Junior Seau (15), Tommy Hendricks (1) |
| MLB - Zach Thomas (15), Tommy Hendricks (1) |
| RLB - Morlon Greenwood (11) |
| LCB - Patrick Surtain (15), Terrell Buckley (1) |
| RCB - Sam Madison (16) |
| SS - Sammy Knight (16) |
| FS - Brock Marion (16) |
| 5th DB - Terrell Buckley (4), Trent Gamble (1) |

* Indicates Rookie

| PASSING | ATT. | COMP. | YDS. | PCT. | TD | INT. | LG | SCK/LST | RATING |
|-----------------|------|-------|------|------|----|------|----|---------|--------|
| Fiedler | 314 | 179 | 2138 | 57.0 | 11 | 13 | 59 | 19/126 | 72.4 |
| Griese | 130 | 74 | 813 | 56.9 | 5 | 6 | 80 | 12/83 | 69.2 |
| Rosenfels | 6 | 4 | 50 | 66.7 | 1 | 0 | 21 | 0/0 | 131.9 |
| DOLPHINS | 450 | 257 | 3001 | 57.1 | 17 | 19 | 80 | 31/209 | 72.5 |
| OPPONENTS | 529 | 319 | 3588 | 60.3 | 12 | 22 | 82 | 44/253 | 70.8 |

2004 FINAL STATISTICS (4-12)

| DATE | OPPONENT | SCORE | W/L | ATT. |
|-------|------------------|-------|-----|--------|
| 9/11 | TENNESSEE | 7-17 | L | 69,987 |
| 9/19 | at Cincinnati | 13-16 | L | 65,705 |
| 9/26 | PITTSBURGH | 3-13 | L | 72,225 |
| 10/3 | NEW YORK JETS | 9-17 | L | 73,157 |
| 10/10 | at New England | 10-24 | L | 68,756 |
| 10/17 | at Buffalo | 13-20 | L | 72,714 |
| 10/24 | ST. LOUIS | 31-14 | W | 72,945 |
| 11/1 | at New York Jets | 14-41 | L | 78,216 |
| 11/7 | ARIZONA | 23-24 | L | 72,612 |
| 11/21 | at Seattle | 17-24 | L | 66,644 |
| 11/28 | at San Francisco | 24-17 | W | 66,156 |
| 12/5 | BUFFALO | 32-42 | L | 73,084 |
| 12/12 | at Denver | 17-20 | L | 75,027 |
| 12/20 | NEW ENGLAND | 29-28 | W | 73,629 |
| 12/26 | CLEVELAND | 10-7 | W | 73,169 |
| 1/2 | at Baltimore | 23-30 | L | 69,843 |

| TEAM STATISTICS | MIA. | OPP. |
|------------------------|---------|----------|
| TOTAL FIRST DOWNS | 267 | 281 |
| By Rushing | 71 | 107 |
| By Passing | 165 | 139 |
| By Penalty | 31 | 35 |
| Third Down: Made/Att. | 80/232 | 72/223 |
| Third Down Efficiency | 34.5 | 32.3 |
| Fourth Down: Made/Att | 8/16 | 8/11 |
| Fourth Down Efficiency | 50.0 | 72.7 |
| POSSESSION AVERAGE | 28:20 | 31:40 |
| TOTAL NET YARDS | 4404 | 4894 |
| Average Per Game | 275.3 | 305.9 |
| Total Plays | 1022 | 1009 |
| Average Per Play | 4.3 | 4.9 |
| NET YARDS RUSHING | 1339 | 2302 |
| Average Per Game | 83.7 | 143.9 |
| Total Rushes | 384 | 539 |
| NET YARDS PASSING | 3065 | 2592 |
| Average Per Game | 191.6 | 162.0 |
| Sacked/Yards Lost | 52/326 | 36/223 |
| Gross Yards | 3391 | 2815 |
| Attempts/Completions | 586/309 | 434/244 |
| Completion Percentage | 52.7 | 56.2 |
| Had Intercepted | 26 | 15 |
| PUNTS/AVERAGE | 99/41.5 | 102/41.0 |
| NET PUNTING AVERAGE | 99/36.9 | 102/33.3 |
| PENALTIES/YARDS | 112/852 | 107/852 |
| FUMBLES/BALL LOST | 42/16 | 22/10 |
| TOUCHDOWNS | 31 | 42 |
| Rushing | 10 | 12 |
| Passing | 19 | 20 |
| Returns | 2 | 10 |

| Score By Quarters | 1 | 2 | 3 | 4 | OT | Total |
|-------------------|----|----|----|-----|----|-------|
| DOLPHINS | 79 | 59 | 34 | 103 | 0 | 275 |
| OPPONENTS | 79 | 88 | 95 | 92 | 0 | 354 |

| RUSHING | NO. | YDS. | AVG. | LG | TD |
|----------|-----|------|------|-----|----|
| Morris | 132 | 523 | 4.0 | 35t | 6 |
| Minor | 109 | 388 | 3.6 | 34 | 3 |
| Henry | 46 | 141 | 3.1 | 53 | 0 |
| Chambers | 9 | 76 | 8.4 | 24 | 0 |
| Gordon | 35 | 64 | 1.8 | 11 | 0 |
| Fiedler | 12 | 59 | 4.9 | 26 | 0 |
| Forsey | 19 | 53 | 2.8 | 15 | 0 |
| Konrad | 2 | 18 | 9.0 | 15 | 0 |
| Feeley | 14 | 13 | 0.9 | 7t | 1 |
| King | 4 | 9 | 2.3 | 3 | 0 |
| Turk | 1 | 3 | 3.0 | 3 | 0 |

| | | | | | |
|-----------|-----|------|------|----|----|
| Booker | 1 | -8 | -8.0 | -8 | 0 |
| DOLPHINS | 384 | 1339 | 3.5 | 53 | 10 |
| OPPONENTS | 539 | 2302 | 4.3 | 62 | 12 |

| RECEIVING | NO. | YDS. | AVG. | LG | TD |
|-----------|-----|------|------|-----|----|
| McMichael | 73 | 791 | 10.8 | 42t | 4 |
| Chambers | 69 | 898 | 13.0 | 76t | 7 |
| Booker | 50 | 638 | 12.8 | 45 | 1 |
| Thompson | 23 | 359 | 15.6 | 36 | 4 |
| Morris | 22 | 124 | 5.6 | 24 | 0 |
| Gilmore | 15 | 206 | 13.7 | 37 | 1 |
| Lee | 13 | 110 | 8.5 | 15t | 1 |
| Minor | 13 | 75 | 5.8 | 20 | 0 |
| Gordon | 13 | 74 | 5.7 | 20 | 0 |
| Konrad | 8 | 69 | 8.6 | 20t | 1 |
| Martin | 4 | 15 | 3.8 | 7 | 0 |
| Henry | 3 | 12 | 4.0 | 7 | 0 |
| Bellamy | 1 | 8 | 8.0 | 8 | 0 |
| King | 1 | 8 | 8.0 | 8 | 0 |
| Easlick | 1 | 4 | 4.0 | 4 | 0 |

| | | | | | |
|-----------|-----|------|------|-----|----|
| DOLPHINS | 309 | 3391 | 11.0 | 76t | 19 |
| OPPONENTS | 244 | 2815 | 11.5 | 69t | 20 |

| INTERCEPTIONS | NO. | YDS. | AVG. | LG | TD |
|---------------|-----|------|------|-----|----|
| Freeman | 4 | 59 | 14.8 | 47 | 0 |
| Knight | 4 | 32 | 8.0 | 32 | 0 |
| Surtain | 4 | 2 | 0.5 | 2 | 0 |
| Ayanbadejo | 1 | 2 | 2.0 | 2 | 0 |
| J. Williams | 1 | 0 | 0.0 | 0 | 0 |
| Taylor | 1 | -3 | -3.0 | -3 | 0 |
| DOLPHINS | 15 | 92 | 6.1 | 47 | 0 |
| OPPONENTS | 26 | 464 | 17.8 | 66t | 8 |

| PUNTING | NO. | YDS. | AVG. | LG | BK |
|-----------|-----|------|------|----|----|
| Turk | 98 | 4088 | 41.7 | 67 | 0 |
| Brightful | 1 | 19 | 19.0 | 19 | 0 |
| Mare | 1 | 19 | 19.0 | 19 | 0 |

| | | | | | |
|-----------|-----|------|------|----|---|
| DOLPHINS | 99 | 4107 | 41.5 | 67 | 0 |
| OPPONENTS | 102 | 4177 | 41.0 | 63 | 0 |

| PUNT RET. | NO. | YDS. | AVG. | LG | TD |
|-----------|-----|------|------|----|----|
| Welker | 43 | 464 | 10.8 | 71 | 0 |
| Brightful | 9 | 89 | 9.9 | 36 | 0 |
| Gilmore | 0 | 11 | - | 11 | 0 |
| DOLPHINS | 52 | 564 | 10.8 | 71 | 0 |
| OPPONENTS | 45 | 258 | 5.7 | 24 | 0 |

| KICKOFF RET. | NO. | YDS. | AVG. | LG | TD |
|--------------|-----|------|------|------|----|
| Welker | 57 | 1313 | 23.0 | 95t | 1 |
| Brightful | 5 | 126 | 25.2 | 32 | 0 |
| Gilmore | 5 | 114 | 22.8 | 53 | 0 |
| Morris | 1 | 27 | 27.0 | 27 | 0 |
| Poole | 1 | 22 | 22.0 | 22 | 0 |
| Wyrick | 1 | 58 | 58.0 | 58 | 0 |
| DOLPHINS | 70 | 1660 | 23.7 | 95t | 1 |
| OPPONENTS | 51 | 1114 | 21.8 | 104t | 1 |

| SCORING | Ru | Pa | Rt | PAT | FG | S | 2 | P |
|-----------|----|----|-------|-------|-----|---|----|----|
| Mare | 0 | 0 | 18/18 | 12/16 | 0 | 0 | 54 | |
| Chambers | 0 | 7 | 0 | 0/0 | 0/0 | 0 | 1 | 44 |
| Morris | 6 | 0 | 0 | 0/0 | 0/0 | 0 | 0 | 36 |
| McMichael | 0 | 4 | 0 | 0/0 | 0/0 | 0 | 1 | 26 |
| Thompson | 0 | 4 | 0 | 0/0 | 0/0 | 0 | 0 | 24 |
| Minor | 3 | 0 | 0 | 0/0 | 0/0 | 0 | 0 | 18 |
| Bryant | 0 | 0 | 0 | 7/7 | 3/3 | 0 | 0 | 16 |
| Welker | 0 | 0 | 1 | 1/1 | 1/1 | 0 | 0 | 10 |
| Gramatica | 0 | 0 | 0 | 0/1 | 3/3 | 0 | 0 | 9 |

| | | | | | | | | |
|---------|---|---|---|-----|-----|---|---|---|
| Booker | 0 | 1 | 0 | 0/0 | 0/0 | 0 | 0 | 6 |
| Feeley | 1 | 0 | 0 | 0/0 | 0/0 | 0 | 0 | 6 |
| Gilmore | 0 | 1 | 0 | 0/0 | 0/0 | 0 | 0 | 6 |
| Konrad | 0 | 1 | 0 | 0/0 | 0/0 | 0 | 0 | 6 |
| Lee | 0 | 1 | 0 | 0/0 | 0/0 | 0 | 0 | 6 |
| Pope | 0 | 0 | 1 | 0/0 | 0/0 | 0 | 0 | 6 |
| Knight | 0 | 0 | 0 | 0/0 | 0/0 | 1 | 0 | 2 |

| | | | | | | | | |
|-----------|----|----|----|-------|-------|---|---|-----|
| DOLPHINS | 10 | 19 | 2 | 26/27 | 19/23 | 1 | 2 | 275 |
| OPPONENTS | 12 | 20 | 10 | 42/42 | 20/28 | 0 | 0 | 354 |

| FIELD GOALS | 1-19 | 20-29 | 30-39 | 40-49 | 50+ |
|-------------|------|-------|-------|-------|-----|
| Mare | 0/0 | 1/2 | 6/7 | 3/4 | 2/3 |
| Bryant | 0/0 | 1/1 | 0/0 | 2/2 | 0/0 |
| Gramatica | 0/0 | 2/2 | 1/1 | 0/0 | 0/0 |
| Welker | 0/0 | 1/1 | 0/0 | 0/0 | 0/0 |
| DOLPHINS | 0/0 | 5/6 | 7/8 | 5/6 | 2/3 |
| OPPONENTS | 2/2 | 5/5 | 4/7 | 6/11 | 2/3 |

| TWO-POINT CONVERSIONS |
|-----------------------------|
| Chambers 1, McMichael 1. |
| DOLPHINS 2-4, OPPONENTS 0-0 |

| SACKS |
|--|
| Taylor 9.5, D. Bowers 7.0, Zgonina 5.0, Romero 3.5, Pope 2.0, Thomas 2.0, J. Williams 2.0, Ahanotu TM 1.0, Edwards TM 1.0, Poole 1.0, Seau 1.0, Surtain 1.0. |
| DOLPHINS 36.0, OPPONENTS 52.0 |

| STARTERS |
|--|
| OFFENSE |
| WR - Marty Booker (15), Bryan Gilmore (1) |
| LT - Damien McIntosh (14), Wade Smith (2) |
| LG - Jeno James (14), *Rex Hadnot (2) |
| C - Seth McKinney (16) |
| RG - Taylor Whitley (1), *Rex Hadnot (5) |
| RT - John St. Clair (14), *Vernon Carey (2) |
| TE - Randy McMichael (16) |
| WR - Chris Chambers (15), Bryan Gilmore (1) |
| QB - A.J. Feeley (8), Jay Fiedler (7), Sage Rosenfels (1) |
| RB - Sammy Morris (8), Travis Minor (4), Lamar Gordon (2), Leonard Henry (2) |
| FB - *Doug Easlick (1), Rob Konrad (1), Jamar Martin (1) |
| 3RD WR - Derrius Thompson (3) |
| 2ND TE - Donald Lee (10) |

| DEFENSE |
|--|
| LDE - David Bowers (15), Jay Williams (1) |
| LDT - Brian Robinson (10), Jeff Zgonina (4), Tim Bowers (2) |
| RDT - Jeff Zgonina (10), Bryan Robinson (3), Larry Chester (2), Mario Romero (1) |
| RDE - Jason Taylor (16) |
| LLB - Morlon Greenwood (8), Junior Seau (8) |
| MLB - Zach Thomas (13), *Derrick Pope (3) |
| RLB - Morlon Greenwood (7), Eddie Moore (3), Brendan Ayanbadejo (2) |
| LCB - Patrick Surtain (15), *Will Poole (1) |
| RCB - Sam Madison (16) |
| SS - Sammy Knight (16) |
| FS - Antuan Edwards (9), Arturo Freeman (7) |
| 5th DB - Reggie Howard (3), Arturo Freeman (1) |

* Indicates Rookie

| PASSING | ATT. | COMP. | YDS. | PCT. | TD | INT. | LG | SCK/LST | RATING |
|-----------|------|-------|------|-------|----|------|-----|---------|--------|
| Feeley | 356 | 191 | 1893 | 53.7 | 11 | 15 | 38 | 23/136 | 61.7 |
| Fiedler | 190 | 101 | 1186 | 53.2 | 7 | 8 | 71t | 25/165 | 67.1 |
| Rosenfels | 39 | 16 | 264 | 41.0 | 1 | 3 | 76t | 3/16 | 41.0 |
| Booker | 1 | 1 | 48 | 100.0 | 0 | 0 | 48 | 0/0 | 118.8 |
| Morris | 0 | 0 | 0 | - | 0 | 0 | 0 | 1/9 | - |
| DOLPHINS | 586 | 309 | 3391 | 52.7 | 19 | 26 | 76t | 52/326 | 62.5 |
| OPPONENTS | 434 | 244 | 2815 | 56.2 | 20 | 15 | 69t | 36/223 | 76.9 |

2005 FINAL STATISTICS (9-7)

| DATE | OPPONENT | SCORE | W/L | ATT. |
|-------|------------------|-------|-----|--------|
| 9/11 | DENVER | 34-10 | W | 72,324 |
| 9/18 | at New York Jets | 7-17 | L | 77,918 |
| 9/25 | CAROLINA | 27-24 | W | 72,288 |
| 10/9 | at Buffalo | 14-20 | L | 72,160 |
| 10/16 | at Tampa Bay | 13-27 | L | 65,168 |
| 10/21 | KANSAS CITY | 20-30 | L | 68,350 |
| 10/30 | at New Orleans | 21-6 | W | 61,643 |
| 11/6 | ATLANTA | 10-17 | L | 72,187 |
| 11/13 | NEW ENGLAND | 16-23 | L | 73,405 |
| 11/20 | at Cleveland | 0-22 | L | 72,773 |
| 11/27 | at Oakland | 33-21 | W | 49,097 |
| 12/4 | BUFFALO | 24-23 | W | 72,051 |
| 12/11 | at San Diego | 23-21 | W | 65,026 |
| 12/18 | N.Y. JETS | 24-20 | W | 72,650 |
| 12/24 | TENNESSEE | 24-10 | W | 72,001 |
| 1/1 | at New England | 28-26 | W | 68,756 |

| TEAM STATISTICS | MIA. | OPP. |
|------------------------------|----------|---------|
| TOTAL FIRST DOWNS | 274 | 319 |
| Rushing | 93 | 94 |
| Passing | 159 | 183 |
| Penalty | 22 | 42 |
| Third Down: Made/Att | 79/225 | 95/236 |
| Third Down Efficiency | 35.1 | 40.3 |
| Fourth Down: Made/Att | 6/15 | 8/19 |
| Fourth Down Efficiency | 40.0 | 42.1 |
| POSSESSION AVERAGE | 27:25 | 32:35 |
| TOTAL NET YARDS | 5198 | 5078 |
| Average Per Game | 324.9 | 317.4 |
| Total Plays | 1026 | 1078 |
| Average Per Play | 5.1 | 4.7 |
| NET YARDS RUSHING | 1898 | 1771 |
| Average Per Game | 118.6 | 110.7 |
| Total Rushes | 444 | 480 |
| NET YARDS PASSING | 3300 | 3307 |
| Average Per Game | 206.3 | 206.7 |
| Sacked/Yards Lost | 26/158 | 49/375 |
| Gross Yards | 3458 | 3682 |
| Attempts/Completions | 556/291 | 549/323 |
| Completion Percentage | 52.3 | 58.8 |
| Had Intercepted | 16 | 14 |
| PUNTS/AVERAGE | 89/43.0 | 92/43.0 |
| NET PUNTING AVERAGE | 89/39.0 | 92/37.0 |
| PENALTIES/YARDS | 132/1055 | 105/827 |
| FUMBLES/BALL LOST | 31/14 | 35/17 |
| TOUCHDOWNS | 34 | 35 |
| Rushing | 11 | 11 |
| Passing | 22 | 23 |
| Returns | 1 | 1 |

| Score By Quarters | 1 | 2 | 3 | 4 | OT | Total |
|-------------------|----|----|----|-----|----|-------|
| DOLPHINS | 44 | 78 | 57 | 139 | 0 | 318 |
| OPPONENTS | 94 | 67 | 71 | 85 | 0 | 317 |

| RUSHING | NO. | YDS. | AVG. | LG | TD |
|-----------------|-----|------|------|-----|----|
| Brown | 207 | 907 | 4.4 | 65t | 4 |
| Williams | 168 | 743 | 4.4 | 35 | 6 |
| Chambers | 12 | 92 | 7.7 | 61 | 0 |
| Frerotte | 27 | 61 | 2.3 | 14 | 0 |
| Morris | 16 | 58 | 3.6 | 9t | 1 |
| Minor | 5 | 17 | 3.4 | 9 | 0 |
| Rosenfels | 6 | 15 | 2.5 | 12 | 0 |
| Welker | 1 | 5 | 5.0 | 5 | 0 |
| Evans | 1 | 0 | 0.0 | 0 | 0 |
| D. Jones | 1 | 0 | 0.0 | 0 | 0 |
| DOLPHINS | 444 | 1898 | 4.3 | 65t | 11 |
| OPPONENTS | 480 | 1771 | 3.7 | 75t | 11 |

| RECEIVING | NO. | YDS. | AVG. | LG | TD |
|-----------------|-----|------|------|-----|----|
| Chambers | 82 | 1118 | 13.6 | 77t | 11 |
| McMichael | 60 | 582 | 9.7 | 30t | 5 |
| Booker | 39 | 686 | 17.6 | 60t | 3 |
| Brown | 32 | 232 | 7.3 | 38 | 1 |
| Welker | 29 | 434 | 15.0 | 47 | 0 |
| Williams | 17 | 93 | 5.5 | 19 | 0 |
| Diamond | 8 | 54 | 6.8 | 18 | 0 |
| Morris | 8 | 54 | 6.8 | 18 | 0 |
| Gilmore | 5 | 105 | 21.0 | 44t | 1 |
| Boston | 4 | 80 | 20.0 | 54 | 0 |
| Evans | 4 | 17 | 4.3 | 5 | 0 |
| Holmes | 1 | 2 | 2.0 | 2 | 0 |
| Heller | 1 | 1 | 1.0 | 1t | 1 |
| Minor | 1 | 0 | 0.0 | 0 | 0 |
| DOLPHINS | 291 | 3458 | 11.9 | 77t | 22 |
| OPPONENTS | 323 | 3682 | 11.4 | 60t | 23 |

| INTERCEPTIONS | NO. | YDS. | AVG. | LG | TD |
|-----------------|-----|------|------|----|----|
| Schulters | 4 | 78 | 19.5 | 37 | 0 |
| Tillman | 3 | 38 | 12.7 | 22 | 0 |
| Madison | 2 | 11 | 5.5 | 11 | 0 |
| Howard | 1 | 5 | 5.0 | 5 | 0 |
| Daniels | 1 | 4 | 4.0 | 4 | 0 |
| Bell | 1 | 0 | 0.0 | 0 | 0 |
| Spragan | 1 | 0 | 0.0 | 0 | 0 |
| Z. Thomas | 1 | 0 | 0.0 | 0 | 0 |
| DOLPHINS | 14 | 136 | 9.7 | 37 | 0 |
| OPPONENTS | 16 | 127 | 7.9 | 33 | 0 |

| PUNTING | NO. | YDS. | AVG. | LG | BK |
|---------|-----|------|------|----|----|
|---------|-----|------|------|----|----|

| | | | | | |
|----------------|----|------|------|----|---|
| D. Jones | 88 | 3827 | 43.5 | 63 | 0 |
| Mare | 1 | 8 | 8.0 | 8 | 0 |
| DOLPHINS .. | 89 | 3835 | 43.1 | 63 | 0 |
| OPPONENTS .. | 92 | 3957 | 43.0 | 63 | 0 |

| PUNT RET. | NO. | YDS. | AVG. | LG | TD |
|----------------|-----|------|------|----|----|
| Welker | 43 | 390 | 9.1 | 47 | 0 |
| DOLPHINS | 43 | 390 | 9.1 | 47 | 0 |
| OPPONENTS | 46 | 227 | 4.9 | 37 | 0 |

| KICKOFF RET. | NO. | YDS. | AVG. | LG | TD |
|----------------|-----|------|------|----|----|
| Welker | 61 | 1379 | 22.6 | 46 | 0 |
| Gilmore | 3 | 84 | 28.0 | 29 | 0 |
| Minor | 2 | 22 | 11.0 | 19 | 0 |
| Bowens | 1 | 5 | 5.0 | 5 | 0 |
| Heller | 1 | 11 | 11.0 | 11 | 0 |
| DOLPHINS | 68 | 1501 | 22.1 | 46 | 0 |
| OPPONENTS | 56 | 1425 | 25.4 | 65 | 0 |

| SCORING | Ru | Pa | Rt | PAT | FG | S | 2 | TP |
|-----------------|----|----|-------|-------|-------|---|-----|-----|
| Mare | 0 | 0 | 0 | 33/33 | 25/30 | 0 | 0 | 108 |
| Chambers | 0 | 11 | 0 | 0/0 | 0/0 | 0 | 0 | 66 |
| Williams | 6 | 0 | 0 | 0/0 | 0/0 | 0 | 0 | 36 |
| Brown | 4 | 1 | 0 | 0/0 | 0/0 | 0 | 0 | 30 |
| McMichael | 0 | 5 | 0 | 0/0 | 0/0 | 0 | 0 | 30 |
| Booker | 0 | 3 | 0 | 0/0 | 0/0 | 0 | 0 | 18 |
| Taylor | 0 | 0 | 1 | 0/0 | 0/0 | 1 | 0 | 8 |
| Gilmore | 0 | 1 | 0 | 0/0 | 0/0 | 0 | 0 | 6 |
| Heller | 0 | 1 | 0 | 0/0 | 0/0 | 0 | 0 | 6 |
| Morris | 1 | 0 | 0 | 0/0 | 0/0 | 0 | 0 | 6 |
| Carter | 0 | 0 | 0 | 0/0 | 0/0 | 1 | 0 | 2 |
| Howard | 0 | 0 | 0 | 0/0 | 0/0 | 1 | 0 | 2 |
| DOLPHINS 11 | 22 | 1 | 33/33 | 25/30 | 3 | 0 | 318 | |
| OPPONENTS 11 | 23 | 1 | 31/32 | 24/24 | 1 | 1 | 317 | |

| FIELD GOALS | 1-19 | 20-29 | 30-39 | 40-49 | 50+ |
|----------------|------|-------|-------|-------|-----|
| Mare | 0/0 | 9/10 | 9/12 | 6/6 | 1/2 |
| DOLPHINS | 0/0 | 9/10 | 9/12 | 6/6 | 1/2 |
| OPPONENTS .. | 0/0 | 7/7 | 7/7 | 7/7 | 3/3 |

| TWO-POINT CONVERSIONS |
|-----------------------------|
| DOLPHINS 0-1, OPPONENTS 1-3 |

| SACKS |
|---|
| Taylor 12, Bowens 6, Carter 6, Holliday 5, Bell 3, Howard 2, T. Jones 2, Schulters 2, Z. Thomas 2, Traylor 2, Zgonina 2, Roth 1, Seau 1, Spragan 1, Wright 1, Team 1. |
| DOLPHINS 49.0, OPPONENTS 26.0 |

| STARTERS |
|--|
| OFFENSE |
| WR – Chris Chambers (16) |
| LT – Damien McIntosh (16) |
| LG – Geno James (16) |
| C – Seth McKinney (13), Rex Hadnot (3) |
| RG – Rex Hadnot (13), Alonzo Ephraim (3) |
| RT – Vernon Carey (14), Stocker McDougale (2) |
| TE – Randy McMichael (16) |
| WR – Marty Booker (12), Bryan Gilmore, (1) |
| QB – Gus Ferrotte (15), Sage Rosenfels (1) |
| RB – "Ronnie Brown (13), Ricky Williams (3) |
| FB – Darian Barnes (6), Heath Evans (2), Sammy Morris (2), "Ronnie Brown (1) |
| 2nd TE – Lorenzo Diamond (7) |
| 3rd WR – Wes Welker (1) |

| DEFENSE |
|--|
| LDE – Kevin Carter (16) |
| LDT – Keith Traylor (13), Jeff Zgonina (3) |
| RDT – Vonnice Holliday (16) |
| RDE – Jason Taylor (16) |
| LLB – "Channing Crowder (11), Derrick Pope (2) |
| MLB – Zach Thomas (14), "Channing Crowder (2) |
| RLB – Donnie Spragan (9), Junior Seau (5) |
| LCB – "Travis Daniels (14), Reggie Howard (2) |
| SS – Travares Tillman (10), Tebucky Jones (6) |
| FS – Lance Schulters (16) |
| 5th DB – Reggie Howard (4) |
| 6th DB – Eddie Jackson (1) |

* Indicates Rookie

| PASSING | ATT. | COMP. | YDS. | PCT. | TD | INT. | LG | SCK/LST | RATING |
|-----------------|------|-------|------|------|----|------|-----|---------|--------|
| Frerotte | 494 | 257 | 2996 | 52.0 | 18 | 13 | 60t | 26/158 | 71.9 |
| Rosenfels | 61 | 34 | 462 | 55.7 | 4 | 3 | 77t | 0/0 | 81.5 |
| Booker | 1 | 0 | 0 | 0.00 | 0 | 0 | 0 | 0/0 | 39.6 |
| DOLPHINS | 556 | 291 | 3458 | 52.3 | 22 | 16 | 77t | 26/158 | 72.8 |
| OPPONENTS | 549 | 323 | 3682 | 58.8 | 23 | 14 | 60t | 49/375 | 82.4 |

2006 FINAL STATISTICS (6-10)

| DATE | OPPONENT | SCORE | W/L | ATT. |
|-------|------------------|-------|-----|--------|
| 9/7 | at Pittsburgh | 17-28 | L | 64,927 |
| 9/17 | BUFFALO | 6-16 | L | 72,797 |
| 9/24 | TENNESSEE | 13-10 | W | 72,733 |
| 10/1 | at Houston | 15-17 | L | 70,071 |
| 10/8 | at New England | 10-20 | L | 68,756 |
| 10/15 | at New York Jets | 17-20 | L | 73,439 |
| 10/22 | GREEN BAY | 24-34 | L | 73,548 |
| 11/5 | at Chicago | 31-13 | W | 62,206 |
| 11/12 | KANSAS CITY | 13-10 | W | 73,132 |
| 11/19 | MINNESOTA | 24-20 | W | 73,070 |
| 11/23 | at Detroit | 27-10 | W | 61,562 |
| 12/3 | JACKSONVILLE | 10-24 | L | 73,160 |
| 12/10 | NEW ENGLAND | 21-0 | W | 74,033 |
| 12/17 | at Buffalo | 0-21 | L | 71,011 |
| 12/25 | NEW YORK JETS | 10-13 | L | 73,500 |
| 12/31 | at Indianapolis | 22-27 | L | 57,310 |

| TEAM STATISTICS | MIA. | OPP. |
|----------------------------|---------|---------|
| TOTAL FIRST DOWNS | 281 | 267 |
| Rushing | 82 | 72 |
| Passing | 180 | 166 |
| Penalty | 19 | 29 |
| 3rd Down: Made/Att | 88/234 | 89/234 |
| 3rd Down Efficiency | 37.6 | 38.0 |
| 4th Down: Made/Att | 7/14 | 9/16 |
| 4th Down Efficiency | 50.0 | 56.3 |
| POSSESSION AVG | 30:01 | 29:59 |
| TOTAL NET YARDS | 4960 | 4625 |
| Average Per Game | 310.0 | 289.1 |
| Total Plays | 1034 | 1005 |
| Average Per Play | 4.8 | 4.6 |
| NET YARDS RUSHING | 1673 | 1618 |
| Average Per Game | 104.6 | 101.1 |
| Total Rushes | 402 | 461 |
| NET YARDS PASSING | 3287 | 3007 |
| Average Per Game | 205.4 | 187.9 |
| Sacked/Yards Lost | 41/290 | 47/268 |
| Gross Yards | 3577 | 3275 |
| Attempts/Completions | 591/342 | 497/279 |
| Completion Percentage .. | 57.9 | 56.1 |
| Had Intercepted | 19 | 8 |
| PUNTS/AVERAGE | 86/42.3 | 91/41.6 |
| NET PUNTING AVERAGE .. | 86/35.7 | 91/36.3 |
| PENALTIES/YARDS | 90/789 | 91/720 |
| FUMBLES/BALL LOST | 19/6 | 35/19 |
| TOUCHDOWNS | 26 | 31 |
| Rushing | 7 | 7 |
| Passing | 16 | 22 |
| Returns | 3 | 2 |

| Score By Quarters | 1 | 2 | 3 | 4 | OT | Total |
|-------------------|----|----|----|-----|----|-------|
| DOLPHINS | 33 | 73 | 53 | 101 | 0 | 260 |
| OPPONENTS | 32 | 85 | 59 | 107 | 0 | 283 |

| RUSHING | NO. | YDS. | AVG. | LG | TD |
|------------------|-----|------|------|----|----|
| Brown | 241 | 1008 | 4.2 | 47 | 5 |
| Morris | 92 | 400 | 4.3 | 55 | 1 |
| Chambers | 8 | 95 | 11.9 | 39 | 0 |
| Minor | 19 | 74 | 3.9 | 9 | 0 |
| Suggs | 6 | 26 | 4.3 | 7 | 0 |
| Harrington | 19 | 24 | 1.3 | 7 | 0 |
| Culpepper | 10 | 20 | 2.0 | 7 | 1 |
| Booker | 3 | 19 | 6.3 | 18 | 0 |
| Lemon | 3 | 7 | 2.3 | 6 | 0 |
| Jones | 1 | 0 | 0.0 | 0 | 0 |

| | | | | | |
|----------------|-----|------|-----|----|---|
| DOLPHINS | 402 | 1673 | 4.2 | 55 | 7 |
| OPPONENTS | 461 | 1618 | 3.5 | 70 | 7 |

| RECEIVING | NO. | YDS. | AVG. | LG | TD |
|-----------------|-----|------|------|----|----|
| Welker | 67 | 687 | 10.3 | 38 | 1 |
| McMichael | 62 | 640 | 10.3 | 24 | 3 |
| Chambers | 59 | 677 | 11.5 | 46 | 4 |
| Booker | 55 | 747 | 13.6 | 52 | 6 |
| Brown | 33 | 276 | 8.4 | 24 | 0 |
| Hagan | 21 | 221 | 10.5 | 24 | 1 |
| Morris | 21 | 162 | 7.7 | 44 | 0 |
| Peelle | 16 | 116 | 7.3 | 25 | 1 |
| Barnes | 3 | 22 | 7.3 | 13 | 0 |
| Minor | 3 | 2 | 0.7 | 4 | 0 |
| Russell | 2 | 14 | 7.0 | 9 | 0 |
| Suggs | 0 | 13 | - | 13 | 0 |
| DOLPHINS | 342 | 3577 | 10.5 | 52 | 16 |
| OPPONENTS | 279 | 3275 | 11.7 | 87 | 22 |

| INTERCEPTIONS | NO. | YDS. | AVG. | LG | TD |
|-----------------|-----|------|------|----|----|
| Taylor | 2 | 71 | 35.5 | 51 | 2 |
| Hill | 2 | 33 | 16.5 | 21 | 0 |
| W. Allen | 1 | 11 | 11.0 | 11 | 0 |
| J. Allen | 1 | 7 | 7.0 | 7 | 0 |
| Daniels | 1 | -2 | -2.0 | -2 | 0 |
| Thomas | 1 | -4 | -4.0 | -4 | 0 |
| DOLPHINS | 8 | 116 | 14.5 | 51 | 2 |
| OPPONENTS | 19 | 207 | 10.9 | 42 | 2 |

| PUNTING | NO. | YDS. | AVG. | LG | BK |
|--------------|-----|------|------|----|----|
| Jones | 85 | 3640 | 42.8 | 64 | 1 |
| DOLPHINS .. | 86 | 3640 | 42.3 | 64 | 1 |
| OPPONENTS .. | 91 | 3785 | 41.6 | 62 | 0 |

| PUNT RET. | NO. | YDS. | AVG. | LG | TD |
|---------------|-----|------|------|----|----|
| Welker | 41 | 378 | 9.2 | 47 | 0 |
| DOLPHINS | 41 | 378 | 9.2 | 47 | 0 |
| OPPONENTS .. | 49 | 367 | 7.5 | 28 | 0 |

| KICKOFF RET. | NO. | YDS. | AVG. | LG | TD |
|---------------|-----|------|------|----|----|
| Welker | 48 | 1064 | 22.2 | 46 | 0 |
| Bowens | 2 | 21 | 10.5 | 11 | 0 |
| Minor | 2 | 17 | 8.5 | 17 | 0 |
| DOLPHINS | 52 | 1102 | 21.2 | 46 | 0 |
| OPPONENTS .. | 40 | 981 | 24.5 | 51 | 0 |

| SCORING | Ru | Pa | Rt | PAT | FG | S | 2 | PT |
|-----------------|----|----|-------|-------|-------|---|-----|-----|
| Mare | 0 | 0 | 0 | 22/22 | 26/36 | 0 | 0 | 100 |
| Booker | 0 | 6 | 0 | 0/0 | 0/0 | 0 | 2 | 40 |
| Brown | 5 | 0 | 0 | 0/0 | 0/0 | 0 | 0 | 30 |
| Chambers | 0 | 4 | 0 | 0/0 | 0/0 | 0 | 0 | 24 |
| McMichael | 0 | 3 | 0 | 0/0 | 0/0 | 0 | 0 | 18 |
| Taylor | 0 | 0 | 2 | 0/0 | 0/0 | 0 | 0 | 12 |
| Culpepper | 1 | 0 | 0 | 0/0 | 0/0 | 0 | 0 | 6 |
| Hagan | 0 | 1 | 0 | 0/0 | 0/0 | 0 | 0 | 6 |
| Hill | 0 | 0 | 1 | 0/0 | 0/0 | 0 | 0 | 6 |
| Morris | 1 | 0 | 0 | 0/0 | 0/0 | 0 | 0 | 6 |
| Peelle | 0 | 1 | 0 | 0/0 | 0/0 | 0 | 0 | 6 |
| Welker | 0 | 1 | 0 | 0/0 | 0/0 | 0 | 0 | 6 |
| DOLPHINS 7 | 16 | 3 | 22/22 | 26/36 | 0 | 2 | 260 | |
| OPPONENTS 7 | 22 | 2 | 31/31 | 22/25 | 0 | 0 | 283 | |

| FIELD GOALS | 1-19 | 20-29 | 30-39 | 40-49 | 50+ |
|---------------|------|-------|-------|-------|-----|
| Mare | 0/0 | 10/10 | 6/8 | 9/12 | 1/6 |
| DOLPHINS | 0/0 | 10/10 | 6/8 | 9/12 | 1/6 |
| OPPONENTS ... | 1/1 | 3/3 | 12/12 | 5/7 | 1/2 |

| TWO-POINT CONVERSIONS |
|-----------------------------|
| Booker |
| DOLPHINS 2-4, OPPONENTS 0-0 |

| SACKS |
|---|
| Taylor 13.5, Holliday 7, Carter 5.5, Bowens 5, Traylor 4, Roth 3.5, Thomas 3, Bell 2, Spragan 1.5, W. Allen 1, Crowder 1. |
| DOLPHINS 47.0, OPPONENTS 41.0 |

| STARTERS |
|---|
| OFFENSE |
| WR – Chris Chambers (16) |
| LT – Darnell McIntosh (11), L.J. Shelton (5) |
| LG – Jeno James (9), Kendyl Jacox (7) |
| C – Rex Hadnot (16) |
| RG – L.J. Shelton (11), Bennie Anderson (2), Darnell McIntosh (2), Kendyl Jacox (1) |
| RT – Vernon Carey (16) |
| TE – Randy McMichael (16) |
| WR – Marty Booker (13), Wes Welker (1) |
| QB – Joey Harrington (11), Daunte Culpepper (4), Cleo Lemon (1) |
| RB – Ronnie Brown (12), Sammy Morris (4) |
| FB – Darian Barnes (6) |
| 3rd WR – Wes Welker (1) |
| 2nd TE – Justin Peelle (10), Jason Rader (1) |

| DEFENSE |
|--|
| LDE – Kevin Carter (16) |
| NT – Keith Traylor (14), Jeff Zgonina (2) |
| DT – Vonnice Holliday (16) |
| OE – Jason Taylor (16) |
| LLB – Channing Crowder (14) |
| MLB – Zach Thomas (16) |
| RLB – Donnie Spragan (9) |
| LCB – Will Allen (15), Travis Daniels (1) |
| RCB – André Goodman (13), Travis Daniels (3) |
| SS – Jeremiah Bell (10), Travares Tillman (6) |
| FS – Renaldo Hill (16) |
| 5th DB – Travis Daniels (2), Michael Lehan (2), Jeremiah Bell (1), André Goodman (1), Travares Tillman (1) |
| 6th DB – Eddie Jackson (2) |

| PASSING | ATT. | COMP. | YDS. | PCT. | TD | INT. | LG | SCK/LST | RATING |
|------------------|------|-------|------|------|----|------|----|---------|--------|
| Harrington | 388 | 223 | 2236 | 57.5 | 12 | 15 | 48 | 15/116 | 68.2 |
| Culpepper | 134 | 81 | 929 | 60.4 | 2 | 3 | 52 | 21/150 | 77.0 |
| Lemon | 68 | 38 | 412 | 55.9 | 2 | 1 | 38 | 5/24 | 77.6 |
| Brown | 1 | 0 | 0 | 0.0 | 0 | 0 | 0 | 0/0 | 39.6 |
| DOLPHINS | 591 | 342 | 3577 | 57.9 | 16 | 19 | 52 | 41/290 | 71.2 |
| OPPONENTS | 279 | 279 | 3275 | 56.1 | 22 | 8 | 87 | 47/268 | 84.4 |

2007 FINAL STATISTICS (1-15)

| DATE | OPPONENT | SCORE | W/L | ATT. |
|-------|-----------------|------------|-----|--------|
| 9/9 | at Washington | 13-16(OT)L | | 90,163 |
| 9/16 | DALLAS | 20-37 | L | 71,615 |
| 9/23 | at N.Y. Jets | 28-31 | L | 77,197 |
| 9/30 | OAKLAND | 17-35 | L | 70,621 |
| 10/7 | at Houston | 19-22 | L | 70,156 |
| 10/14 | at Cleveland | 31-41 | L | 73,198 |
| 10/21 | NEW ENGLAND | 28-49 | L | 71,951 |
| 10/28 | N.Y. GIANTS | 10-13 | L | 81,176 |
| 11/11 | BUFFALO | 10-13 | L | 70,615 |
| 11/18 | at Philadelphia | 7-17 | L | 68,934 |
| 11/26 | at Pittsburgh | 0-3 | L | 57,704 |
| 12/2 | N.Y. JETS | 13-40 | L | 71,109 |
| 12/9 | at Buffalo | 17-38 | L | 71,018 |
| 12/16 | BALTIMORE | 22-16(OT)W | | 70,287 |
| 12/23 | at New England | 7-28 | L | 68,756 |
| 12/30 | CINCINNATI | 25-38 | L | 70,461 |

| TEAM STATISTICS | MIA. | OPP. |
|----------------------------|---------|---------|
| TOTAL FIRST DOWNS | 283 | 318 |
| Rushing | 107 | 129 |
| Passing | 162 | 165 |
| Penalty | 14 | 24 |
| 3rd Down: Made/Att. | 81/218 | 98/208 |
| 3rd Down Percentage | 37.2 | 47.1 |
| 4th Down: Made/Att. | 13/22 | 6/10 |
| 4th Down Percentage | 59.1 | 60.0 |
| POSSESSION AVERAGE ... | 29:05 | 30:55 |
| TOTAL NET YARDS | 4600 | 5475 |
| Average Per Game | 287.5 | 342.2 |
| Total Plays | 989 | 983 |
| Average Per Play | 4.7 | 5.6 |
| NET YARDS RUSHING | 1569 | 2456 |
| Average Per Game | 98.1 | 153.5 |
| Total Rushes | 389 | 544 |
| NET YARDS PASSING | 3031 | 3019 |
| Avg Per Game | 189.4 | 188.7 |
| Sacked/Yards Lost | 42/288 | 30/167 |
| Gross Yards | 3319 | 3186 |
| Attempts/Completions | 558/318 | 409/242 |
| Completion Percentage ... | 57.0 | 59.2 |
| Had Intercepted | 16 | 14 |
| PUNTS/AVERAGE | 77/43.2 | 62/43.3 |
| NET PUNTING AVERAGE .. | 77/36.6 | 62/37.3 |
| PENALTIES/YARDS | 91/732 | 73/604 |
| FUMBLES/BALL LOST | 25/13 | 20/8 |
| TOUCHDOWNS | 29 | 50 |
| Rushing | 14 | 18 |
| Passing | 12 | 28 |
| Returns | 3 | 4 |

| Score By Quarters | 1 | 2 | 3 | 4 | OT | TOTAL |
|-------------------|-----|-----|----|-----|----|-------|
| DOLPHINS | 32 | 77 | 68 | 84 | 6 | 267 |
| OPPONENTS | 110 | 146 | 52 | 126 | 3 | 437 |

| RUSHING | NO. | YDS. | AVG. | LG | TD |
|-------------------|-----|------|------|----|----|
| Brown | 119 | 602 | 5.1 | 60 | 4 |
| Chatman | 128 | 515 | 4.0 | 30 | 1 |
| L. Booker | 28 | 125 | 4.5 | 22 | 0 |
| Gado | 35 | 104 | 3.0 | 20 | 3 |
| Lemon | 31 | 102 | 3.3 | 11 | 4 |
| Cobbs | 15 | 47 | 3.1 | 12 | 1 |
| Green | 7 | 32 | 4.6 | 23 | 0 |
| R. Williams | 6 | 15 | 2.5 | 6 | 0 |
| Beck | 9 | 12 | 1.3 | 8 | 1 |
| M. Booker | 2 | 12 | 6.0 | 12 | 0 |
| Mauia | 4 | 5 | 1.3 | 3 | 0 |
| Ginn, Jr. | 4 | 3 | 0.8 | 7 | 0 |
| Chambers | 1 | -5 | -5.0 | -5 | 0 |
| DOLPHINS | 389 | 1569 | 4.0 | 60 | 14 |
| OPPONENTS | 544 | 2456 | 4.5 | 59 | 18 |

| RECEIVING | NO. | YDS. | AVG. | LG | TD |
|------------------|-----|------|------|----|----|
| M. Booker | 50 | 556 | 11.1 | 26 | 1 |
| Brown | 39 | 389 | 10.0 | 43 | 1 |
| Ginn, Jr. | 34 | 420 | 12.4 | 54 | 2 |
| Martin | 34 | 303 | 8.9 | 28 | 2 |
| Chambers | 31 | 415 | 13.4 | 28 | 0 |
| Hagan | 29 | 373 | 12.9 | 22 | 2 |
| Peelle | 29 | 228 | 7.9 | 35 | 2 |
| L. Booker | 28 | 237 | 8.5 | 22 | 0 |
| Chatman | 27 | 161 | 6.0 | 22 | 0 |
| Camarillo | 8 | 160 | 20.0 | 64 | 2 |
| Gado | 4 | 47 | 11.8 | 35 | 0 |
| Cobbs | 2 | 20 | 10.0 | 11 | 0 |
| Mauia | 2 | 5 | 2.5 | 5 | 0 |
| Haltermann | 1 | 7 | 7.0 | 7 | 0 |
| Hadnot | 0 | -2 | - | -2 | 0 |

| | | | | | |
|----------------|-----|------|------|----|----|
| DOLPHINS | 318 | 3319 | 10.4 | 64 | 12 |
| OPPONENTS | 242 | 3186 | 13.2 | 70 | 28 |

| INTERCEPTIONS | NO. | YDS. | AVG. | LG | TD |
|----------------|-----|------|------|----|----|
| J. Allen | 3 | 15 | 5.0 | 13 | 0 |
| Goodman | 2 | 23 | 11.5 | 18 | 0 |
| Porter | 2 | 19 | 9.5 | 14 | 0 |
| Pope | 2 | 0 | 0.0 | 0 | 0 |
| Taylor | 1 | 36 | 36.0 | 36 | 1 |
| Daniels | 1 | 29 | 29.0 | 29 | 0 |
| Hill | 1 | 24 | 24.0 | 24 | 0 |
| W. Allen | 1 | 14 | 14.0 | 14 | 0 |
| Lehan | 1 | 0 | 0.0 | 0 | 0 |
| DOLPHINS | 14 | 160 | 11.4 | 36 | 1 |
| OPPONENTS | 16 | 232 | 14.5 | 36 | 0 |

| PUNTING | NO. | YDS. | AVG. | LG | BK |
|--------------|-----|------|------|----|----|
| Fields | 77 | 3327 | 43.2 | 61 | 0 |
| DOLPHINS .. | 77 | 3327 | 43.2 | 61 | 0 |
| OPPONENTS .. | 62 | 2682 | 43.3 | 64 | 0 |

| PUNT RET. | NO. | YDS. | AVG. | LG | TD |
|----------------|-----|------|------|----|----|
| Ginn, Jr. | 24 | 230 | 9.6 | 87 | 1 |
| DOLPHINS | 24 | 230 | 9.6 | 87 | 1 |
| OPPONENTS .. | 39 | 387 | 9.9 | 49 | 0 |

| KICKOFF RET. | NO. | YDS. | AVG. | LG | TD |
|-----------------|-----|------|------|----|----|
| Ginn, Jr. | 63 | 1433 | 22.7 | 52 | 0 |
| Cobbs | 5 | 44 | 8.8 | 11 | 0 |
| M. Booker | 2 | 3 | 1.5 | 3 | 0 |
| Chatman | 2 | 31 | 15.5 | 21 | 0 |
| Hagan | 2 | 25 | 12.5 | 14 | 0 |
| Fifita | 1 | 0 | 0.0 | 0 | 0 |
| Mauia | 1 | 4 | 4.0 | 4 | 0 |
| Mruczkowski .. | 1 | 9 | 9.0 | 9 | 0 |
| Peelle | 1 | 0 | 0.0 | 0 | 0 |
| Camarillo | 0 | 3 | - | 3 | 0 |
| DOLPHINS | 78 | 1552 | 19.9 | 52 | 0 |
| OPPONENTS | 50 | 1292 | 25.8 | 98 | 2 |

| SCORING | Ru | Pa | Rt | PAT | FG | S | 2 | TP |
|----------------|----|----|----|-------|-------|---|---|----|
| Feely | 0 | 0 | 0 | 26/26 | 21/23 | 0 | 0 | 89 |
| Brown | 4 | 1 | 0 | 0 | 0 | 0 | 1 | 32 |
| Lemon | 4 | 0 | 0 | 0 | 0 | 0 | 0 | 24 |
| Gado | 3 | 0 | 0 | 0 | 0 | 0 | 0 | 18 |
| Ginn, Jr. | 0 | 2 | 1 | 0 | 0 | 0 | 0 | 18 |
| Hagan | 0 | 2 | 0 | 0 | 0 | 0 | 1 | 14 |
| Camarillo .. | 0 | 2 | 0 | 0 | 0 | 0 | 0 | 12 |
| Martin | 0 | 2 | 0 | 0 | 0 | 0 | 0 | 12 |
| Peelle | 0 | 2 | 0 | 0 | 0 | 0 | 0 | 12 |
| Beck | 1 | 0 | 0 | 0 | 0 | 0 | 0 | 6 |
| M. Booker .. | 0 | 1 | 0 | 0 | 0 | 0 | 0 | 6 |
| Chatman .. | 1 | 0 | 0 | 0 | 0 | 0 | 0 | 6 |

| | | | | | | | | |
|--------------|---|---|---|---|---|---|---|---|
| Cobbs | 1 | 0 | 0 | 0 | 0 | 0 | 0 | 6 |
| Lehan | 0 | 0 | 1 | 0 | 0 | 0 | 0 | 6 |
| Taylor | 0 | 0 | 1 | 0 | 0 | 0 | 0 | 6 |

| | | | | | | | |
|--------------|----|---|-------|-------|---|---|-----|
| DOLPHINS 14 | 12 | 3 | 26/26 | 21/23 | 0 | 2 | 267 |
| OPPONENTS 18 | 28 | 4 | 49/49 | 28/33 | 1 | 4 | 37 |

FIELD GOALS 1-19 20-29 30-39 40-49 50+

| | | | | | |
|----------------|-----|-------|-----|-----|-----|
| Feely | 0/0 | 7/7 | 6/6 | 7/9 | 1/1 |
| DOLPHINS | 0/0 | 7/7 | 6/6 | 7/9 | 1/1 |
| OPPONENTS .. | 1/1 | 10/11 | 7/7 | 6/9 | 4/5 |

TWO-POINT CONVERSIONS

Brown 1, Hagan 1.

DOLPHINS 2-2, OPPONENTS 1-1

SACKS

Taylor 11, Porter 5.5, Roth 3, W. Allen 2, Holliday 2, Moses 1.5, R. Wright 1.5, Lehan 1, Thomas 1, Traylor 1, Crowder 0.5

DOLPHINS 30.0, OPPONENTS 42.0

STARTERS

OFFENSE

WR - Marty Booker (15), Derek Hagan (1)
 LT - Vernon Carey (16)
 LG - Chris Liwski (14), Cory Lekkerkerker (2)
 C - Samson Satele (16)
 RG - Rex Hadnot (16)
 RT - L.J. Shelton (16)
 TE - David Martin (15), Justin Peelle (1)
 WR - Ted Ginn, Jr. (8), Chris Chambers (5)
 QB - Cleo Lemon (7), Trent Green (5), *John Beck (4)
 RB - Ronnie Brown (7), Jesse Chatman (6), Samkon Gado (2), *Lorenzo Booker (1)
 FB - *Reagan Mauia (9)
 3rd WR - *Ted Ginn, Jr. (1)
 2nd TE - Justin Peelle (9)

DEFENSE

LDE - Matt Roth (9), Vonnice Holliday (5), Joey Porter (2)
 NT - Keith Traylor (14), *Quentin Moses (1), Steve Fifita (1)
 DT - Vonnice Holliday (7), Rodrigue Wright (9)
 DE - Jason Taylor (16)
 LB - Channing Crowder (10), Donnie Spragan (3), Derrick Pope (1)
 LB - Derrick Pope (8), Zach Thomas (5), Donnie Spragan (2), Joey Porter (1)
 LB - Joey Porter (12)
 CB - Will Allen (16)
 CB - Michael Lehan (13), Travis Daniels (3)
 S - Cameron Worrell (7), Lance Schulters (4), Donovan Darius (2), Jeremiah Bell (1), Travares Tillman (1), Travis Daniels (1)
 S - Jason Allen (9), Renaldo Hill (7)
 5th DB - Andre Goodman (4), Michael Lehan (1)
 6th DB - Travis Daniels (1)

* Indicates Rookie

| PASSING | ATT. | COMP. | YDS. | PCT. | TD | INT. | LG | SCK/LST | RATING |
|-----------------|------|-------|------|------|----|------|----|---------|--------|
| Lemon | 309 | 173 | 1773 | 56.0 | 6 | 6 | 64 | 25/166 | 71.0 |
| Green | 141 | 85 | 987 | 60.3 | 5 | 7 | 43 | 7/53 | 72.6 |
| Beck | 107 | 60 | 559 | 56.1 | 1 | 3 | 22 | 10/69 | 62.0 |
| M. Booker | 1 | 0 | 0 | 0.0 | 0 | 0 | 0 | 0/0 | 39.6 |
| DOLPHINS | 558 | 318 | 3319 | 57.0 | 12 | 16 | 64 | 42/288 | 69.6 |
| OPPONENTS | 409 | 242 | 3186 | 59.2 | 28 | 14 | 70 | 30/167 | 92.4 |

2008 FINAL STATISTICS (11-5)

| DATE | OPPONENT | SCORE | W/L | ATT. |
|-------|-------------------|-------|-----|--------|
| 9/7 | NEW YORK JETS | 14-20 | L | 65,859 |
| 9/14 | at Arizona | 10-31 | L | 63,445 |
| 9/21 | at New England | 38-13 | W | 68,756 |
| 10/5 | SAN DIEGO | 17-10 | W | 65,063 |
| 10/12 | at Houston | 28-29 | L | 70,023 |
| 10/19 | BALTIMORE | 13-27 | L | 64,972 |
| 10/26 | BUFFALO | 25-16 | W | 65,011 |
| 11/2 | at Denver | 26-17 | W | 75,499 |
| 11/9 | SEATTLE | 21-19 | W | 64,862 |
| 11/16 | OAKLAND | 17-15 | W | 65,113 |
| 11/23 | NEW ENGLAND | 28-48 | L | 67,146 |
| 11/30 | at St. Louis | 16-12 | W | 61,046 |
| 12/7 | Buffalo (Toronto) | 16-3 | W | 52,134 |
| 12/14 | SAN FRANCISCO | 14-9 | W | 65,893 |
| 12/21 | at Kansas City | 38-31 | W | 73,689 |
| 12/28 | at New York Jets | 24-17 | W | 79,454 |

| TEAM STATISTICS | MIA. | OPP. |
|------------------------|---------|---------|
| TOTAL FIRST DOWNS | 308 | 296 |
| By Rushing | 111 | 96 |
| By Passing | 184 | 173 |
| By Penalty | 13 | 27 |
| Third Down: Made/Att. | 71/192 | 79/209 |
| Third Down Efficiency | 37.0 | 37.8 |
| Fourth Down: Made/Att. | 10/15 | 11/19 |
| Fourth Down Efficiency | 66.7 | 57.9 |
| POSSESSION AVERAGE | 31:03 | 28:57 |
| TOTAL NET YARDS | 5529 | 5264 |
| Average Per Game | 345.6 | 329.0 |
| Total Plays | 965 | 979 |
| Average Per Play | 5.7 | 5.4 |
| NET YARDS RUSHING | 1897 | 1620 |
| Average Per Game | 118.6 | 101.3 |
| Total Rushes | 448 | 388 |
| NET YARDS PASSING | 3632 | 3644 |
| Average Per Game | 227.0 | 227.8 |
| Sacked/Yards Lost | 26/129 | 40/218 |
| Gross Yards | 3761 | 3862 |
| Attempts/Completions | 491/330 | 551/320 |
| Completion Percentage | 67.2 | 58.1 |
| Had Intercepted | 7 | 18 |
| PUNTS/AVERAGE | 74/43.9 | 61/46.7 |
| NET PUNTING AVERAGE | 35.5 | 39.7 |
| PENALTIES/YARDS | 81/669 | 86/615 |
| FUMBLES/BALL LOST | 18/6 | 27/12 |
| TOUCHDOWNS | 40 | 33 |
| By Rushing | 18 | 11 |
| By Passing | 20 | 18 |
| By Returns | 2 | 4 |

| Score By Quarters | 1 | 2 | 3 | 4 | OT | Total |
|-------------------|----|-----|----|----|----|-------|
| DOLPHINS | 85 | 113 | 65 | 82 | 0 | 345 |
| OPPONENTS | 62 | 102 | 91 | 62 | 0 | 317 |

| RUSHING | NO. | YDS. | AVG. | LG | TD |
|------------|-----|------|------|-----|----|
| Brown | 214 | 916 | 4.3 | 62t | 10 |
| Williams | 160 | 659 | 4.1 | 51t | 4 |
| Cobbs | 12 | 88 | 7.3 | 44 | 1 |
| Polite | 23 | 85 | 3.7 | 14 | 0 |
| Ginn, Jr. | 5 | 73 | 14.6 | 40t | 2 |
| Pennington | 30 | 62 | 2.1 | 16 | 1 |
| Bess | 1 | 13 | 13.0 | 13 | 0 |
| Camarillo | 2 | 1 | 0.5 | 6 | 0 |
| Fields | 1 | 0 | 0.0 | 0 | 0 |
| DOLPHINS | 448 | 1897 | 4.2 | 62t | 18 |
| OPPONENTS | 388 | 1620 | 4.2 | 33 | 11 |

| RECEIVING | NO. | YDS. | AVG. | LG | TD |
|-----------|-----|------|------|----|----|
| Ginn, Jr. | 56 | 790 | 14.1 | 64 | 2 |
| Camarillo | 55 | 613 | 11.1 | 33 | 2 |

| PASSING | ATT. | COMP. | YDS. | PCT. | TD | INT. | LG | SCK/LST | RATING |
|------------|------|-------|------|------|----|------|-----|---------|--------|
| Pennington | 476 | 321 | 3653 | 67.4 | 19 | 7 | 80t | 24/121 | 97.4 |
| Henne | 12 | 7 | 67 | 58.3 | 0 | 0 | 19 | 0/0 | 74.0 |
| Brown | 3 | 2 | 41 | 66.7 | 1 | 0 | 19t | 1/8 | 149.3 |
| Williams | 0 | 0 | 0 | 0 | 0 | 0 | - | 1/0 | - |
| DOLPHINS | 491 | 330 | 3761 | 67.2 | 20 | 7 | 80t | 26/129 | 97.6 |
| OPPONENTS | 551 | 320 | 3862 | 58.1 | 18 | 18 | 79t | 40/218 | 77.0 |

| | | | | | |
|----------|----|-----|------|-----|---|
| Bess | 54 | 554 | 10.3 | 37 | 1 |
| Fasano | 34 | 454 | 13.4 | 24 | 7 |
| Brown | 33 | 254 | 7.7 | 39 | 0 |
| Martin | 31 | 450 | 14.5 | 61t | 3 |
| Williams | 29 | 219 | 7.6 | 47 | 1 |
| Cobbs | 19 | 275 | 14.5 | 80t | 2 |
| Polite | 6 | 24 | 4.0 | 9 | 0 |
| Hagan | 3 | 51 | 17.0 | 20 | 0 |
| London | 3 | 30 | 10.0 | 14 | 0 |
| Wilford | 3 | 25 | 8.3 | 15 | 0 |
| Haynos | 2 | 22 | 11.0 | 19t | 1 |
| Cramer | 2 | 3 | 1.5 | 2t | 1 |
| Satele | 0 | -3 | -3 | 0 | 0 |

| | | | | | |
|-----------|-----|------|------|-----|----|
| DOLPHINS | 330 | 3761 | 11.4 | 80t | 20 |
| OPPONENTS | 320 | 3862 | 12.1 | 79t | 18 |

| INTERCEPTIONS | NO. | YDS. | AVG. | LG | TD |
|---------------|-----|------|------|-----|----|
| Goodman | 5 | 53 | 10.6 | 55 | 0 |
| W. Allen | 3 | 62 | 20.7 | 32t | 1 |
| Hill | 3 | 34 | 11.3 | 17 | 0 |
| Ayodele | 2 | 29 | 14.5 | 17 | 0 |
| Merling | 1 | 25 | 25.0 | 25t | 1 |
| Starks | 1 | 8 | 8.0 | 8 | 0 |
| J. Allen | 1 | 2 | 2.0 | 2 | 0 |
| Culver | 1 | 1 | 1.0 | 1 | 0 |
| Jones | 1 | 0 | 0.0 | 0 | 0 |

| | | | | | |
|-----------|----|-----|------|-----|---|
| DOLPHINS | 18 | 214 | 11.9 | 55 | 2 |
| OPPONENTS | 7 | 130 | 18.6 | 44t | 2 |

| PUNTING | NO. | YDS. | AVG. | LG | BK |
|-----------|-----|------|------|----|----|
| Fields | 74 | 3249 | 43.9 | 71 | 0 |
| DOLPHINS | 74 | 3249 | 43.9 | 71 | 0 |
| OPPONENTS | 61 | 2848 | 46.7 | 67 | 1 |

| PUNT RET. | NO. | YDS. | AVG. | LG | TD |
|-----------|-----|------|------|-----|----|
| Bess | 21 | 231 | 11.0 | 27 | 0 |
| Ginn, Jr. | 7 | 54 | 7.7 | 15 | 0 |
| DOLPHINS | 28 | 285 | 10.2 | 27 | 0 |
| OPPONENTS | 37 | 485 | 13.1 | 93t | 2 |

| KICKOFF RET. | NO. | YDS. | AVG. | LG | TD |
|--------------|-----|------|------|----|----|
| Ginn, Jr. | 32 | 657 | 20.5 | 41 | 0 |
| Bess | 14 | 311 | 22.2 | 32 | 0 |
| Cobbs | 8 | 189 | 23.6 | 60 | 0 |
| London | 2 | 28 | 14.0 | 17 | 0 |
| Fasano | 1 | 0 | 0.0 | 0 | 0 |
| Jones | 1 | 0 | 0.0 | 0 | 0 |
| Ndukwe | 1 | 14 | 14.0 | 14 | 0 |
| Ryan | 1 | 14 | 14.0 | 14 | 0 |

| | | | | | |
|-----------|----|------|------|----|---|
| DOLPHINS | 60 | 1213 | 20.2 | 60 | 0 |
| OPPONENTS | 68 | 1655 | 24.3 | 95 | 0 |

| SCORING | Ru | Pa | Rt | PAT | FG | S | 2 | TP |
|------------|----|----|----|-------|-------|---|---|-----|
| Carpenter | 0 | 0 | 0 | 40/40 | 21/25 | 0 | 0 | 103 |
| Brown | 10 | 0 | 0 | 0/0 | 0/0 | 0 | 0 | 60 |
| Fasano | 0 | 7 | 0 | 0/0 | 0/0 | 0 | 0 | 42 |
| Williams | 4 | 1 | 0 | 0/0 | 0/0 | 0 | 0 | 30 |
| Ginn | 2 | 2 | 0 | 0/0 | 0/0 | 0 | 0 | 24 |
| Cobbs | 1 | 2 | 0 | 0/0 | 0/0 | 0 | 0 | 18 |
| Martin | 0 | 3 | 0 | 0/0 | 0/0 | 0 | 0 | 18 |
| Camarillo | 0 | 2 | 0 | 0/0 | 0/0 | 0 | 0 | 12 |
| W. Allen | 0 | 0 | 1 | 0/0 | 0/0 | 0 | 0 | 6 |
| Bess | 0 | 1 | 0 | 0/0 | 0/0 | 0 | 0 | 6 |
| Cramer | 0 | 1 | 0 | 0/0 | 0/0 | 0 | 0 | 6 |
| Haynos | 0 | 1 | 0 | 0/0 | 0/0 | 0 | 0 | 6 |
| Merling | 0 | 0 | 1 | 0/0 | 0/0 | 0 | 0 | 6 |
| Pennington | 1 | 0 | 0 | 0/0 | 0/0 | 0 | 0 | 6 |
| Anderson | 0 | 0 | 0 | 0/0 | 0/0 | 1 | 0 | 2 |
| DOLPHINS | 18 | 20 | 2 | 40/40 | 21/25 | 0 | 0 | 345 |
| OPPONENTS | 11 | 18 | 4 | 28/28 | 29/32 | 1 | 0 | 317 |

| FIELD GOALS | 1-19 | 20-29 | 30-39 | 40-49 | 50+ |
|-------------|------|-------|-------|-------|-----|
| Carpenter | 0/0 | 4/4 | 7/7 | 9/13 | 1/1 |

| | | | | | |
|-----------|-----|-----|-------|------|-----|
| DOLPHINS | 0/0 | 4/4 | 7/7 | 9/13 | 1/1 |
| OPPONENTS | 5/1 | 9/9 | 10/11 | 7/9 | 2/2 |

| TWO-POINT CONVERSIONS |
|-----------------------------|
| DOLPHINS 0/0, OPPONENTS 1/5 |

| SACKS |
|---|
| Porter 17.5, Roth 5.0, Holliday 3.5, Jones 3.0, Starks 3.0, Anderson 2.5, Langford 2.0, Merling 1.0, W. Allen 1.0, Bell 1.0, Torbor 0.5 |

| |
|-------------------------------|
| DOLPHINS 40.0, OPPONENTS 26.0 |
|-------------------------------|

| STARTERS |
|----------|
|----------|

| OFFENSE |
|--|
| WR – Ted Ginn, Jr. (13), Brandon London (1) |
| LT – Jake Long (16) |
| LG – Justin Smiley (12), Andy Alleman (4) |
| C – Samson Satele (16) |
| RG – Ikechukwu Ndukwe (15), Donald Thomas (1) |
| RT – Vernon Carey (16) |
| TE – Anthony Fasano (10), *Davone Bess (5) |
| QB – Chad Pennington (16) |
| RB – Ronnie Brown (13), Ricky Williams (3) |
| FB – Lousaka Polite (5), Patrick Cobbs (2), Casey Cramer (2) |
| 3rd WR – *Davone Bess (1) |
| 2nd TE – David Martin (7) |

| DEFENSE |
|---|
| LE – *Kendall Langford (13), Randy Starks (1) |
| ILB – Channing Crowder (13), Reggie Torbor (1) |
| NT – Jason Ferguson (13), Charlie Anderson (1), Phillip Merling (1), Randy Starks (1) |
| RT – Vonnie Holliday (1), Randy Starks (1) |
| RE – Vonnie Holliday (14), *Phillip Merling (1), Randy Starks (1) |
| SLB – Matt Roth (14), Quentin Moses (1) |
| ILB – Channing Crowder (13), Reggie Torbor (1) |
| ILB – Akin Ayodele (13) |
| WLB – Joey Porter (16) |
| LCB – Will Allen (16) |
| RCB – André Goodman (16) |
| FS – Chris Crocker (2), Renaldo Hill (14) |
| SS – Yeremiah Bell (16) |
| 5th DB – Michael Lehan (2), Jason Allen (1), Renaldo Hill (1), Nate Jones (1) |
| 6th DB – Jason Allen (1) |

* Indicates Rookie

2009 FINAL STATISTICS (7-9)

| DATE | OPPONENT | SCORE | W/L | ATT. |
|--------|------------------|-----------|-----|--------|
| 9/13 | at Atlanta | 7-19 | L | 67,606 |
| 9/21 | INDIANAPOLIS | 23-27 | L | 66,227 |
| 9/27 | at San Diego | 13-23 | L | 67,230 |
| 10/4 | BUFFALO | 38-10 | W | 65,523 |
| 10/12 | NEW YORK JETS | 31-27 | W | 69,767 |
| 10/25 | NEW ORLEANS | 34-46 | L | 66,689 |
| 11/1 | at New York Jets | 30-25 | W | 77,531 |
| 11/8 | at New England | 17-27 | L | 68,756 |
| 11/15 | TAMPA BAY | 25-23 | W | 66,085 |
| 11/19 | at Carolina | 24-17 | W | 73,475 |
| 11/29 | at Buffalo | 14-31 | L | 70,155 |
| 12/6 | NEW ENGLAND | 22-21 | W | 70,102 |
| 12/13 | at Jacksonville | 14-10 | W | 60,457 |
| 12/20 | at Tennessee | 24-27(OT) | L | 69,143 |
| 12/27 | HOUSTON | 20-27 | L | 65,847 |
| 1/3/10 | PITTSBURGH | 24-30 | L | 70,102 |

| TEAM STATISTICS | MIA. | OPP. |
|---------------------------|---------|---------|
| TOTAL FIRST DOWNS | 333 | 297 |
| Rushing | 129 | 88 |
| Passing | 188 | 184 |
| Penalty | 16 | 25 |
| 3rd Down: Made/Att. | 120/245 | 69/198 |
| 3rd Down Percentage | 49.0 | 34.8 |
| 4th Down: Made/Att. | 13/18 | 8/15 |
| 4th Down Percentage | 72.2 | 53.3 |
| POSSESSION AVERAGE ... | 31:54 | 28:06 |
| TOTAL NET YARDS | 5401 | 5589 |
| Average Per Game | 337.6 | 349.3 |
| Total Plays | 1088 | 968 |
| NET YARDS RUSHING..... | 2231 | 1835 |
| Avg. Per Game | 139.4 | 114.7 |
| Total Rushes | 509 | 435 |
| NET YARDS PASSING | 3170 | 3754 |
| Average Per Game | 198.1 | 234.6 |
| Sacked/Yards Lost | 34/226 | 44/242 |
| Gross Yards | 3396 | 3996 |
| Attempts/Completions ... | 545/331 | 489/281 |
| Completion Percentage ... | 60.7 | 57.5 |
| Had Intercepted | 19 | 15 |
| PUNTS/AVERAGE | 75/46.3 | 67/44.1 |
| NET PUNTING AVERAGE .. | 75/39.8 | 67/38.4 |
| PENALTIES/YARDS | 78/640 | 73/589 |
| FUMBLES/BALL LOST | 27/10 | 17/6 |
| TOUCHDOWNS | 41 | 42 |
| Rushing | 22 | 16 |
| Passing | 15 | 23 |
| Returns | 4 | 3 |

| Score By Quarters | 1 | 2 | 3 | 4 | OT | Total |
|-------------------|----|-----|----|-----|----|-------|
| DOLPHINS | 57 | 106 | 81 | 116 | 0 | 360 |
| OPPONENTS | 68 | 101 | 78 | 140 | 3 | 390 |

| RUSHING | NO. | YDS. | AVG. | LG | TD |
|-------------------|-----|------|------|----|----|
| R. Williams | 241 | 1121 | 4.7 | 68 | 11 |
| Brown | 147 | 648 | 4.4 | 45 | 8 |
| Polite | 37 | 123 | 3.3 | 13 | 0 |
| Hilliard | 23 | 89 | 3.9 | 18 | 1 |
| White | 21 | 81 | 3.9 | 33 | 0 |
| Ginn, Jr. | 7 | 48 | 6.9 | 22 | 0 |
| Cobbs | 6 | 36 | 6.0 | 19 | 0 |
| Henne | 16 | 32 | 2.0 | 12 | 1 |
| Hartline | 4 | 29 | 7.3 | 16 | 1 |
| Bess | 2 | 11 | 5.5 | 11 | 0 |
| Pennington | 3 | 7 | 2.3 | 4 | 0 |
| Sheets | 1 | 5 | 5.0 | 5 | 0 |
| Thigpen | 1 | 1 | 1.0 | 1 | 0 |
| DOLPHINS | 509 | 2231 | 4.4 | 68 | 22 |
| OPPONENTS | 435 | 1835 | 4.2 | 50 | 16 |

| RECEIVING | NO. | YDS. | AVG. | LG | TD |
|-------------------|-----|------|------|----|----|
| Bess | 76 | 758 | 10.0 | 34 | 2 |
| Camarillo | 50 | 552 | 11.0 | 29 | 0 |
| Ginn, Jr. | 38 | 454 | 11.9 | 53 | 1 |
| R. Williams | 35 | 264 | 7.5 | 59 | 2 |
| Hartline | 31 | 506 | 16.3 | 67 | 3 |
| Fasano | 31 | 339 | 10.9 | 27 | 2 |
| Hilliard | 20 | 158 | 7.9 | 18 | 2 |
| Haynos | 19 | 162 | 8.5 | 21 | 2 |
| Brown | 14 | 98 | 7.0 | 27 | 0 |
| Polite | 11 | 51 | 4.6 | 10 | 0 |
| Sperry | 3 | 31 | 10.3 | 13 | 1 |
| Cobbs | 3 | 23 | 7.7 | 10 | 0 |
| DOLPHINS | 331 | 3396 | 10.3 | 67 | 15 |
| OPPONENTS | 281 | 3996 | 14.2 | 81 | 23 |

| INTERCEPTIONS | NO. | YDS. | AVG. | LG | TD |
|-----------------|-----|------|------|----|----|
| V. Davis | 4 | 64 | 16.0 | 26 | 1 |
| Bell | 3 | 48 | 16.0 | 29 | 0 |
| W. Allen | 2 | 27 | 13.5 | 21 | 0 |
| N. Jones | 2 | 0 | 0.0 | 0 | 0 |
| Culver | 1 | 23 | 23.0 | 23 | 0 |
| Crowder | 1 | 2 | 2.0 | 2 | 0 |
| Taylor | 1 | 0 | 0.0 | 0 | 0 |
| Torbor | 1 | 0 | 0.0 | 0 | 0 |
| DOLPHINS | 15 | 164 | 10.9 | 29 | 1 |
| OPPONENTS | 19 | 261 | 13.7 | 54 | 3 |

| PUNTING | NO. | YDS. | AVG. | LG | BK |
|-----------------|-----|------|------|----|----|
| Fields | 75 | 3472 | 46.3 | 66 | 0 |
| DOLPHINS | 75 | 3472 | 46.3 | 66 | 0 |
| OPPONENTS | 67 | 2953 | 44.1 | 66 | 0 |

| PUNT RET. | NO. | YDS. | AVG. | LG | TD |
|-----------------|-----|------|------|----|----|
| Bess | 28 | 209 | 7.5 | 22 | 0 |
| Ginn, Jr. | 5 | 28 | 5.6 | 12 | 0 |
| DOLPHINS | 33 | 237 | 7.2 | 22 | 0 |
| OPPONENTS | 43 | 369 | 8.6 | 31 | 0 |

| KICKOFF RET. | NO. | YDS. | AVG. | LG | TD |
|-------------------|-----|------|------|-----|----|
| Ginn, Jr. | 52 | 1296 | 24.9 | 101 | 2 |
| Cobbs | 16 | 361 | 22.6 | 39 | 0 |
| B. Hartline | 3 | 36 | 12.0 | 18 | 0 |
| Polite | 2 | 24 | 12.0 | 12 | 0 |
| Berger | 1 | 13 | 13.0 | 13 | 0 |
| Torbor | 1 | 9 | 9.0 | 9 | 0 |
| DOLPHINS | 75 | 1739 | 23.2 | 101 | 2 |
| OPPONENTS | 71 | 1557 | 21.9 | 87 | 0 |

| SCORING | Ru | Pa | Rt | PAT | FG | S | 2 | TP |
|-------------------|----|----|----|-------|-------|---|---|-----|
| Carpenter | 0 | 0 | 0 | 37/38 | 25/28 | 0 | 0 | 112 |
| R. Williams | 11 | 2 | 0 | 0 | 0 | 0 | 0 | 1 |
| Brown | 8 | 0 | 0 | 0 | 0 | 0 | 0 | 48 |
| B. Hartline | 1 | 3 | 0 | 0 | 0 | 0 | 0 | 24 |
| Ginn, Jr. | 0 | 1 | 2 | 0 | 0 | 0 | 0 | 18 |
| Hilliard | 1 | 2 | 0 | 0 | 0 | 0 | 0 | 18 |
| Bess | 0 | 2 | 0 | 0 | 0 | 0 | 0 | 12 |
| Fasano | 0 | 2 | 0 | 0 | 0 | 0 | 0 | 12 |
| Haynos | 0 | 2 | 0 | 0 | 0 | 0 | 0 | 12 |
| V. Davis | 0 | 0 | 1 | 0 | 0 | 0 | 0 | 6 |
| Henne | 1 | 0 | 0 | 0 | 0 | 0 | 0 | 6 |
| Sperry | 0 | 1 | 0 | 0 | 0 | 0 | 0 | 6 |
| Taylor | 0 | 0 | 1 | 0 | 0 | 0 | 0 | 6 |
| DOLPHINS | 22 | 15 | 4 | 37/38 | 25/28 | 0 | 1 | 360 |
| OPPONENTS | 16 | 23 | 3 | 35/37 | 33/39 | 0 | 2 | 390 |

| FIELD GOALS | 1-19 | 20-29 | 30-39 | 40-49 | 50+ |
|-----------------|------|-------|-------|-------|-----|
| Carpenter | 0/0 | 9/9 | 7/8 | 8/9 | 1/2 |
| DOLPHINS | 0/0 | 9/9 | 7/8 | 8/9 | 1/2 |
| OPPONENTS .. | 0/0 | 11/11 | 7/8 | 9/14 | 6/6 |

| TWO-POINT CONVERSIONS |
|-----------------------------|
| R. Williams 1 |
| DOLPHINS 1-3, OPPONENTS 2-5 |

| SACKS |
|---|
| Porter 9.0, Starks 7.0, Taylor 7.0, Wake 5.5, Langford 2.5, Merling 2.5, Anderson 2.0, Bell 1.5, McDaniel 1.5, Crowder 1.0, N. Jones 1.0, Moses 1.0, Torbor 1.0, Wilson 1.0, Baker 0.5. |
| DOLPHINS 44.0, OPPONENTS 34.0 |

| STARTERS |
|--|
| OFFENSE |
| WR – Ted Ginn, Jr. (12), *Brian Hartline (2) |
| LT – Jake Long (16) |
| LG – Justin Smiley (12), Nate Garner (4) |
| C – Jake Grove (10), Joe Berger (6) |
| RG – Donald Thomas (12), Nate Garner (4) |
| RT – Vernon Carey (16) |
| TE – Anthony Fasano (14), Joey Haynos (2) |
| WR – Greg Camarillo (16) |
| QB – Chad Henne (13), Chad Pennington (3) |
| RB – Ronnie Brown (9), Ricky Williams (7) |
| FB – Lousaka Polite (9) |
| 3rd WR – Davone Bess (2) |
| 2nd TE – Joey Haynos (6), Korry Sperry (1) |

| DEFENSE |
|--|
| LE – Kendall Langford (14), Cameron Wake (1) |
| NT – Jason Ferguson (9), Paul Soliai (4) |
| DT – Paul Soliai (1) |
| RE – Randy Starks (16) |
| SLB – Jason Taylor (15), Philip Merling (1) |
| ILB – Channing Crowder (13), Reggie Torbor (2) |
| ILB – Akin Ayodele (15) |
| WLB – Joey Porter (14), Charlie Anderson (1) |
| LCB – *Vontae Davis (9), Will Allen (6), Jason Allen (1) |
| RCB – *Sean Smith (16) |
| FS – Gibril Wilson (14), *Chris Clemons (2) |
| SS – Jeremiah Bell (15) |
| 5th DB – Nate Jones (5) |
| 6th DB – Tyrone Culver (2) |

* Indicates Rookie

| PASSING | ATT. | COMP. | YDS. | PCT. | TD | INT. | LG | SCK/LST | RATING |
|-------------------|------|-------|------|------|----|------|----|---------|--------|
| Henne | 451 | 274 | 2878 | 60.8 | 12 | 14 | 67 | 26/176 | 75.2 |
| Pennington | 74 | 51 | 413 | 68.9 | 1 | 2 | 21 | 6/32 | 76.0 |
| Thigpen | 8 | 4 | 83 | 50.0 | 1 | 2 | 34 | 0/0 | 87.0 |
| Brown | 6 | 2 | 22 | 33.3 | 1 | 0 | 21 | 1/9 | 84.7 |
| White | 5 | 0 | 0 | 0.0 | 0 | 0 | – | 1/9 | 39.6 |
| R. Williams | 1 | 0 | 0 | 0 | 0 | 1 | – | 0/0 | 0.0 |
| DOLPHINS | 545 | 331 | 3396 | 60.7 | 15 | 19 | 67 | 34/226 | 73.3 |
| OPPONENTS | 489 | 281 | 3996 | 57.5 | 23 | 15 | 81 | 44/242 | 86.9 |

2010 FINAL STATISTICS (7-9)

| DATE | OPPONENT | SCORE | W/L | ATT. |
|--------|------------------|-----------|-----|--------|
| 9/12 | at Buffalo | 15-10 | W | 69,295 |
| 9/19 | at Minnesota | 14-10 | W | 63,846 |
| 9/26 | NEW YORK JETS | 23-31 | L | 70,481 |
| 10/4 | NEW ENGLAND | 14-41 | L | 69,090 |
| 10/17 | at Green Bay | 23-20(OT) | W | 70,815 |
| 10/24 | PITTSBURGH | 22-23 | L | 69,867 |
| 10/31 | at Cincinnati | 22-14 | W | 63,179 |
| 11/7 | at Baltimore | 10-26 | L | 71,305 |
| 11/14 | TENNESSEE | 29-17 | W | 65,585 |
| 11/18 | CHICAGO | 0-16 | L | 68,752 |
| 11/28 | at Oakland | 33-17 | W | 48,946 |
| 12/5 | CLEVELAND | 10-13 | L | 65,942 |
| 12/12 | at New York Jets | 10-6 | W | 78,948 |
| 12/19 | BUFFALO | 14-17 | L | 65,511 |
| 12/26 | DETROIT | 27-34 | L | 66,731 |
| 1/2/11 | at New England | 7-38 | L | 68,756 |

| TEAM STATISTICS | MIA. | OPP. |
|--------------------------|---------|---------|
| TOTAL FIRST DOWNS | 264 | 300 |
| Rushing | 91 | 84 |
| Passing | 189 | 166 |
| Penalty | 20 | 14 |
| 3rd Down: Made/Att. | 92/230 | 84/226 |
| 3rd Down Pct. | 40.0 | 37.2 |
| 4th Down: Made/Att. | 3/10 | 8/22 |
| 4th Down Pct. | 30.0 | 36.4 |
| POSSESSION AVERAGE | 30:42 | 29:18 |
| TOTAL NET YARDS | 5170 | 4949 |
| Average Per Game | 323.1 | 309.3 |
| Total Plays | 1040 | 988 |
| Average Per Play | 5.0 | 5.0 |
| NET YARDS RUSHING | 1643 | 1601 |
| Avg. Per Game | 102.7 | 100.1 |
| Total Rushes | 445 | 447 |
| NET YARDS PASSING | 3527 | 3348 |
| Avg. Per Game | 220.4 | 209.3 |
| Sacked/Yards Lost | 38/228 | 39/225 |
| Gross Yards | 3755 | 3573 |
| Att./Completions | 557/335 | 502/288 |
| Completion Pct. | 60.1 | 57.4 |
| Had Intercepted | 21 | 11 |
| PUNTS/AVERAGE | 75/44.9 | 77/42.3 |
| NET PUNTING AVG. | 75/37.8 | 77/37.2 |
| PENALTIES/YARDS | 72/595 | 85/730 |
| FUMBLES/BALL LOST | 24/10 | 21/8 |
| TOUCHDOWNS | 26 | 36 |
| Rushing | 8 | 8 |
| Passing | 17 | 22 |
| Returns | 1 | 6 |

| Score By Quarters | 1 | 2 | 3 | 4 | OT | Total |
|-------------------|----|----|----|----|----|-------|
| DOLPHINS | 70 | 72 | 60 | 68 | 3 | 273 |
| OPPONENTS | 68 | 89 | 97 | 79 | 0 | 333 |

| RUSHING | NO. | YDS. | AVG. | LG | TD |
|----------------|-----|------|------|-----|----|
| R. Brown | 200 | 734 | 3.7 | 51 | 5 |
| Williams | 159 | 673 | 4.2 | 45t | 2 |
| Thigpen | 13 | 73 | 5.6 | 12 | 0 |
| Polite | 26 | 62 | 2.4 | 4t | 1 |
| Henne | 35 | 52 | 1.5 | 10 | 0 |
| Hartline | 2 | 27 | 13.5 | 30 | 0 |
| Moore | 1 | 16 | 16.0 | 16 | 0 |
| Curtis | 1 | 6 | 6.0 | 6 | 0 |
| Marshall | 2 | 3 | 1.5 | 4 | 0 |
| Cobbs | 4 | 0 | 0.0 | 4 | 0 |
| Bess | 2 | -3 | -1.5 | 0 | 0 |
| DOLPHINS | 445 | 1643 | 3.7 | 51 | 8 |
| OPPONENTS | 447 | 1601 | 3.6 | 30 | 8 |

| RECEIVING | NO. | YDS. | AVG. | LG | TD |
|-----------------|-----|------|------|-----|----|
| Marshall | 86 | 1014 | 11.8 | 46 | 3 |
| Bess | 79 | 820 | 10.4 | 29 | 5 |
| Hartline | 43 | 615 | 14.3 | 54 | 1 |
| Fasano | 39 | 528 | 13.5 | 31 | 4 |
| R. Brown | 33 | 242 | 7.3 | 24 | 0 |
| Williams | 19 | 141 | 7.4 | 28t | 1 |
| Polite | 12 | 61 | 5.1 | 14 | 0 |
| Cobbs | 8 | 91 | 11.4 | 29t | 2 |
| Moore | 6 | 128 | 21.3 | 57t | 1 |
| Wallace | 6 | 62 | 10.3 | 19 | 0 |
| Shuler | 2 | 44 | 22.0 | 28 | 0 |
| Curtis | 1 | 6 | 6.0 | 6 | 0 |
| Hilliard | 1 | 3 | 3.0 | 3 | 0 |
| DOLPHINS | 335 | 3755 | 11.2 | 57t | 17 |
| OPPONENTS | 288 | 3573 | 12.4 | 86t | 22 |

| INTERCEPTIONS | NO. | YDS. | AVG. | LG | TD |
|-----------------|-----|------|------|-----|----|
| Allen | 3 | 17 | 5.7 | 17 | 0 |
| Sapp | 2 | 9 | 4.5 | 9 | 0 |
| Bell | 1 | 21 | 21.0 | 21 | 0 |
| S. Smith | 1 | 18 | 18.0 | 18 | 0 |
| Carroll | 1 | 1 | 1.0 | 1 | 0 |
| Clemons | 1 | 0 | 0.0 | 0 | 0 |
| V. Davis | 1 | 0 | 0.0 | 0 | 0 |
| Jones | 1 | 0 | 0.0 | 0 | 0 |
| DOLPHINS | 11 | 66 | 6.0 | 21 | 0 |
| OPPONENTS | 21 | 201 | 9.6 | 51t | 2 |

| PUNTING | NO. | YDS. | AVG. | LG | BK |
|--------------|-----|------|------|----|----|
| Fields | 73 | 3369 | 46.2 | 69 | 2 |
| DOLPHINS .. | 75 | 3369 | 44.9 | 69 | 2 |
| OPPONENTS .. | 77 | 3255 | 42.3 | 61 | 0 |

| PUNT RET. | NO. | YDS. | AVG. | LG | TD |
|----------------|-----|------|------|-----|----|
| Bess | 25 | 284 | 11.4 | 47 | 0 |
| C. Smith | 2 | 9 | 4.5 | 6 | 0 |
| Amaya | 1 | 0 | 0.0 | 0 | 0 |
| DOLPHINS | 28 | 293 | 10.5 | 47 | 0 |
| OPPONENTS .. | 43 | 454 | 10.6 | 94t | 1 |

| KICKOFF RET. | NO. | YDS. | AVG. | LG | TD |
|----------------|-----|------|------|------|----|
| Carroll | 27 | 655 | 24.3 | 46 | 0 |
| Cobbs | 23 | 448 | 19.5 | 40 | 0 |
| C. Smith | 3 | 52 | 17.3 | 19 | 0 |
| Polite | 2 | 10 | 5.0 | 10 | 0 |
| Moore | 1 | 34 | 34.0 | 34 | 0 |
| Marshall | 0 | 0 | - | - | 0 |
| DOLPHINS | 56 | 1199 | 21.4 | 46 | 0 |
| OPPONENTS .. | 53 | 1303 | 24.6 | 103t | 2 |

| SCORING | Ru | Pa | Rt | PAT | FG | S | 2 | TP |
|--------------------|----|----|----|-------|-------|---|---|-----|
| D. Carpenter | 0 | 0 | 0 | 25/25 | 30/41 | 0 | 0 | 115 |
| Bess | 0 | 5 | 0 | 0 | 0 | 0 | 0 | 30 |
| R. Brown | 5 | 0 | 0 | 0 | 0 | 0 | 0 | 30 |
| Fasano | 0 | 4 | 0 | 0 | 0 | 0 | 0 | 24 |
| Marshall | 0 | 3 | 0 | 0 | 0 | 0 | 0 | 18 |
| Williams | 2 | 1 | 0 | 0 | 0 | 0 | 0 | 18 |
| Cobbs | 0 | 2 | 0 | 0 | 0 | 0 | 0 | 12 |
| Hartline | 0 | 1 | 0 | 0 | 0 | 0 | 0 | 6 |
| Misi | 0 | 0 | 1 | 0 | 0 | 0 | 0 | 6 |
| Moore | 0 | 1 | 0 | 0 | 0 | 0 | 0 | 6 |
| Polite | 1 | 0 | 0 | 0 | 0 | 0 | 0 | 6 |
| DOLPHINS .. | 8 | 17 | 1 | 25/25 | 30/41 | 1 | 0 | 273 |
| OPPONENTS .. | 8 | 22 | 6 | 36/36 | 27/31 | 0 | 0 | 333 |

| FIELD GOALS | 1-19 | 20-29 | 30-39 | 40-49 | 50+ |
|-----------------|------|-------|-------|-------|-----|
| Carpenter | 1/1 | 9/9 | 5/5 | 11/18 | 4/8 |
| DOLPHINS | 1/1 | 9/9 | 5/5 | 11/18 | 4/8 |
| OPPONENTS .. | 1/1 | 11/11 | 8/9 | 5/6 | 2/4 |

| TWO-POINT CONVERSIONS |
|-----------------------|
| None |

| DOLPHINS 0-1, OPPONENTS 0-0 |
|-----------------------------|
|-----------------------------|

| SACKS |
|-------|
|-------|

| |
|---|
| Wake 14.0, Misi 4.5, Dansby 3.0, Langford 3.0, Starks 3.0, McDaniel 2.5, Soliai 2.0, Bell 1.5, Clemons 1.5, Dobbins 1.0, Jones 1.0, Moses 1.0, Team 1.0 |
|---|

| |
|-------------------------------|
| DOLPHINS 39.0, OPPONENTS 38.0 |
|-------------------------------|

| STARTERS |
|----------|
|----------|

| OFFENSE |
|---------|
|---------|

| |
|--|
| WR – Brandon Marshall (14), Davone Bess (2) |
| LT – Jake Long (16) |
| LG – Richie Incognito (15), Pat McQuistan (1) |
| C – Joe Berger (14), Richie Incognito (1), Cory Procter (1) |
| RG – *John Jerry (10), Pat McQuistan (6) |
| RT – Vernon Carey (12), Lydon Murtha (3), Pat McQuistan (1) |
| TE – Anthony Fasano (14), Lydon Murtha (1), *Mickey Shuler (1) |
| WR – Brian Hartline (11), Davone Bess (5) |
| QB – Chad Henne (14), Chad Pennington (1), Tyler Thigpen (1) |
| RB – Ronnie Brown (16) |
| FB – Lousaka Polite (11), Patrick Cobbs (1) |
| 3rd WR – Davone Bess (1) |
| 2nd TE – *Jeron Mastrud (2), *Mickey Shuler (1) |

| DEFENSE |
|---------|
|---------|

| |
|---|
| LE – Kendall Langford (16) |
| NT – Paul Soliai (14), Tony McDaniel (1), Randy Starks (1) |
| RE – Randy Starks (15), *Jared Odrick (1) |
| SLB – *Koa Misi (11) |
| ILB – Channing Crowder (11), Tim Dobbins (3), Bobby Carpenter (2) |
| ILB – Karlos Dansby (13), Tim Dobbins (3) |
| WLB – Cameron Wake (16) |
| LCB – Vontae Davis (15), Benny Sapp (1) |
| RCB – Sean Smith (8), Jason Allen (7), *Nolan Carroll (1) |
| FS – Chris Clemons (14), *Reshad Jones (2) |
| SS – Jeremiah Bell (16) |
| 5th DB – Benny Sapp (5) |

* Indicates Rookie

| PASSING | ATT. | COMP. | YDS. | PCT. | TD | INT. | LG | SCK/LST | RATING |
|------------------|------|-------|------|------|----|------|-----|---------|--------|
| Henne | 490 | 301 | 3301 | 61.4 | 15 | 19 | 57t | 30/178 | 75.4 |
| Thigpen | 62 | 33 | 435 | 53.2 | 2 | 2 | 35 | 8/50 | 73.0 |
| R. Brown | 2 | 0 | 0 | 0.0 | 0 | 0 | 00 | 0/0 | 39.6 |
| Pennington | 2 | 1 | 19 | 50.0 | 0 | 0 | 19 | 0/0 | 83.3 |
| Marshall | 1 | 0 | 0 | 0.0 | 0 | 0 | 00 | 0/0 | 39.6 |
| DOLPHINS | 557 | 335 | 3755 | 60.1 | 17 | 21 | 57t | 38/228 | 74.8 |
| OPPONENTS | 502 | 288 | 3573 | 57.4 | 22 | 11 | 86t | 39/225 | 85.0 |

2011 FINAL STATISTICS (6-10)

| DATE | OPPONENT | SCORE | W/L | ATT. |
|--------|----------------|-----------|-----|--------|
| 9/12 | NEW ENGLAND | 24-38 | L | 66,860 |
| 9/18 | HOUSTON | 13-23 | L | 51,032 |
| 9/25 | at Cleveland | 16-17 | L | 66,651 |
| 10/2 | at San Diego | 16-26 | L | 63,002 |
| 10/17 | at N.Y. Jets | 6-24 | L | 78,912 |
| 10/23 | DENVER | 15-18(OT) | L | 63,800 |
| 10/30 | at N.Y. Giants | 17-20 | L | 79,302 |
| 11/6 | at Kansas City | 31-3 | W | 72,263 |
| 11/13 | WASHINGTON | 20-9 | W | 57,007 |
| 11/20 | BUFFALO | 35-8 | W | 57,531 |
| 11/24 | at Dallas | 19-20 | L | 87,418 |
| 12/4 | OAKLAND | 34-14 | W | 57,225 |
| 12/11 | PHILADELPHIA | 10-26 | L | 67,823 |
| 12/18 | at Buffalo | 30-23 | W | 60,988 |
| 12/24 | at New England | 24-27 | L | 68,756 |
| 1/1/12 | N.Y. JETS | 19-17 | W | 65,811 |

| TEAM STATISTICS | MIA. | OPP. |
|-------------------------------|---------|---------|
| TOTAL FIRST DOWNS | 287 | 310 |
| Rushing | 89 | 88 |
| Passing | 166 | 198 |
| Penalty | 32 | 24 |
| 3rd Down: Made/Att. | 69/207 | 74/219 |
| 3rd Down Percentage | 33.3 | 33.8 |
| 4th Down: Made/Attempts | 6/16 | 7/14 |
| 4th Down Percentage | 37.5 | 50.0 |
| POSSESSION AVERAGE | 30:23 | 29:37 |
| TOTAL NET YARDS | 5078 | 5522 |
| Average Per Game | 317.4 | 345.1 |
| Total Plays | 990 | 1043 |
| Average Per Play | 5.1 | 5.3 |
| NET YARDS RUSHING | 1987 | 1530 |
| Average Per Game | 124.2 | 95.6 |
| Total Rushes | 469 | 412 |
| NET YARDS PASSING | 3091 | 3992 |
| Average Per Game | 193.2 | 249.5 |
| Sacked/Yards Lost | 52/334 | 41/241 |
| Gross Yards | 3425 | 4233 |
| Attempts/Completions | 469/280 | 590/350 |
| Completion Percentage | 59.7 | 59.3 |
| Had Intercepted | 13 | 16 |
| PUNTS/AVERAGE | 78/48.8 | 95/45.4 |
| NET PUNTING AVG. | 78/41.1 | 95/38.6 |
| PENALTIES/YARDS | 85/779 | 112/975 |
| FUMBLE/BALL LOST | 28/12 | 17/3 |
| TOUCHDOWNS | 33 | 33 |
| Rushing | 11 | 8 |
| Passing | 20 | 24 |
| Returns | 2 | 1 |

| Score By Quarters | 1 | 2 | 3 | 4 | OT | Total |
|-------------------|-----|------|------|-----|----|-------|
| DOLPHINS | 84 | 86 | 91 | 68 | 0 | 329 |
| OPPONENTS | 53 | 87 | 50 | 120 | 3 | 313 |
| RUSHING | NO. | YDS. | AVG. | LG | TD | |
| Bush | 216 | 1086 | 5.0 | 76t | 6 | |
| Thomas | 165 | 581 | 3.5 | 28 | 0 | |
| Henne | 15 | 112 | 7.5 | 20 | 1 | |
| Slaton | 17 | 64 | 3.8 | 28 | 1 | |
| Mat. Moore | 32 | 65 | 2.0 | 16 | 2 | |
| Hilliard | 16 | 41 | 2.6 | 4 | 1 | |
| Marshall | 1 | 13 | 13.0 | 13 | 0 | |
| Bess | 2 | 9 | 4.5 | 5 | 0 | |
| Hartline | 1 | 9 | 9.0 | 9 | 0 | |
| Gates | 1 | 4 | 4.0 | 4 | 0 | |
| L. Johnson | 1 | 2 | 2.0 | 2 | 0 | |
| Losman | 2 | 1 | 0.5 | 1 | 0 | |
| DOLPHINS | 469 | 1987 | 4.2 | 76t | 11 | |
| OPPONENTS | 412 | 1530 | 3.7 | 24t | 8 | |

| RECEIVING | NO. | YDS. | AVG. | LG | TD |
|----------------|-----|------|------|-----|----|
| Marshall | 81 | 1214 | 15.0 | 65t | 6 |
| Bess | 51 | 537 | 10.5 | 41 | 3 |
| Bush | 43 | 296 | 6.9 | 34 | 1 |
| Hartline | 35 | 549 | 15.7 | 41 | 1 |
| Fasano | 32 | 451 | 14.1 | 35t | 5 |
| Clay | 16 | 233 | 14.6 | 46 | 3 |
| Thomas | 12 | 72 | 6.0 | 12 | 1 |
| Hilliard | 5 | 49 | 9.8 | 18 | 0 |
| Slaton | 2 | -3 | -1.5 | -1 | 0 |
| Gates | 2 | 19 | 9.5 | 11 | 0 |
| Mastrud | 1 | 8 | 8.0 | 18 | 0 |
| DOLPHINS | 280 | 3425 | 12.2 | 65t | 20 |
| OPPONENTS | 350 | 4233 | 12.1 | 99t | 24 |

| INTERCEPTIONS | NO. | YDS. | AVG. | LG | TD |
|----------------|-----|------|------|------|----|
| Davis | 4 | 60 | 15.0 | 28 | 0 |
| Starks | 2 | 21 | 10.5 | 18 | 0 |
| Smith | 2 | 7 | 3.5 | 17 | 0 |
| Mitchell | 1 | 55 | 55.0 | 55 | 0 |
| Odrick | 1 | 39 | 39.0 | 39 | 0 |
| Burnett | 1 | 34 | 34.0 | 34t | 1 |
| Bell | 1 | 20 | 20.0 | 20 | 0 |
| Dansby | 1 | 14 | 14.0 | 14 | 0 |
| Wilson | 1 | 5 | 5.0 | 15 | 0 |
| R. Jones | 1 | 1 | 1.0 | 11 | 0 |
| Carroll | 1 | 0 | 0.0 | 10 | 0 |
| DOLPHINS | 16 | 256 | 16.0 | 55 | 1 |
| OPPONENTS | 13 | 224 | 17.2 | 100t | 1 |

| PUNTING | NO. | YDS. | AVG. | LG | BK |
|--------------|-----|------|------|----|----|
| Fields | 78 | 3810 | 48.8 | 70 | 0 |
| DOLPHINS .. | 78 | 3810 | 48.8 | 70 | 0 |
| OPPONENTS .. | 95 | 4313 | 45.4 | 69 | 2 |

| PUNT RET. | NO. | YDS. | AVG. | LG | TD |
|---------------|-----|------|------|----|----|
| Bess | 37 | 442 | 11.9 | 25 | 0 |
| Bush | 6 | 52 | 8.7 | 16 | 0 |
| Gates | 3 | 32 | 10.7 | 17 | 0 |
| DOLPHINS | 46 | 526 | 11.4 | 25 | 0 |
| OPPONENTS .. | 47 | 463 | 9.9 | 45 | 0 |

| KICKOFF RET. | NO. | YDS. | AVG. | LG | TD |
|----------------|-----|------|------|----|----|
| Gates | 34 | 843 | 24.8 | 77 | 0 |
| Slaton | 3 | 85 | 28.3 | 42 | 0 |
| Bess | 1 | 0 | 0.0 | 0 | 0 |
| Hilliard | 1 | 14 | 14.0 | 14 | 0 |
| DOLPHINS | 39 | 942 | 24.2 | 77 | 0 |
| OPPONENTS .. | 41 | 937 | 22.9 | 54 | 0 |

| SCORING | Ru | Pa | Rt | PAT | FG | S | 2 | TP |
|------------------|----|----|-------|-------|-------|----|------|-----|
| Carpenter | 0 | 0 | 0 | 26/26 | 29/34 | 00 | 0 | 113 |
| Bush | 6 | 1 | 0 | 0 | 0 | 0 | 0 | 42 |
| Marshall | 0 | 6 | 0 | 0 | 0 | 0 | 0 | 36 |
| Fasano | 0 | 5 | 0 | 0 | 0 | 0 | 0 | 30 |
| Bess | 0 | 3 | 0 | 0 | 0 | 0 | 0 | 18 |
| Clay | 0 | 3 | 0 | 0 | 0 | 0 | 0 | 18 |
| Graham | 0 | 0 | 0 | 6/6 | 4/5 | 0 | 0 | 18 |
| Hilliard | 1 | 0 | 1 | 0 | 0 | 0 | 0 | 12 |
| Mat. Moore | 2 | 0 | 0 | 0 | 0 | 0 | 0 | 12 |
| Burnett | 0 | 0 | 1 | 0 | 0 | 0 | 0 | 6 |
| Hartline | 0 | 1 | 0 | 0 | 0 | 0 | 0 | 6 |
| Henne | 1 | 0 | 0 | 0 | 0 | 0 | 0 | 6 |
| Slaton | 1 | 0 | 0 | 0 | 0 | 0 | 0 | 6 |
| Thomas | 0 | 1 | 0 | 0 | 0 | 0 | 0 | 6 |
| DOLPHINS 11 | 20 | 2 | 32/32 | 33/39 | 0 | 0 | 0 | 329 |
| OPPONENTS 8 | 24 | 1 | 31/31 | 26/33 | 2 | 1 | 1313 | |

| FIELD GOALS | 1-19 | 20-29 | 30-39 | 40-49 | 50+ |
|-----------------|------|-------|-------|-------|-----|
| Carpenter | 0/0 | 10/11 | 6/7 | 11/12 | 2/4 |
| Graham | 0/0 | 4/4 | 0/0 | 0/1 | 0/0 |
| DOLPHINS | 1/1 | 9/9 | 5/5 | 11/18 | 4/8 |
| OPPONENTS .. | 1/1 | 11/11 | 8/9 | 5/6 | 2/4 |

| TWO-POINT CONVERSIONS |
|-----------------------------|
| None |
| DOLPHINS 0-1, OPPONENTS 1-2 |

| SACKS |
|---|
| Wake 8.5, Taylor 7, Odrick 6, Starks 4.5, Burnett 2.5, McDaniel 2.5, Bell 2, Dansby 2, R. Jones 2, Culver 1, Davis 1, Misi 1, Mitchell 1. |
| DOLPHINS 41.0, OPPONENTS 52.0 |

| STARTERS |
|--|
| OFFENSE |
| WR – Brandon Marshall (16) |
| LT – Jake Long (14), John Jerry (2) |
| LG – Richie Incognito (15), Nate Garner (1) |
| C – Mike Pouncey (16) |
| RG – Vernon Carey (15), John Jerry (1) |
| RT – Mark Colombo (16) |
| TE – Anthony Fasano (15), *Will Yeatman (1) |
| WR – Brian Hartline (11), Bess (4) |
| QB – Matt Moore (12), Chad Henne (4) |
| RB – Reggie Bush (15), Daniel Thomas (1) |
| FB – Charles Clay (8), Lex Hilliard (4), Daniel Thomas (1) |
| 2nd TE – Jeron Mastrud (3), *Will Yeatman (1) |

| DEFENSE |
|--|
| LE – Kendall Langford (12), Jared Odrick (3), Philip Merling (1) |
| NT – Paul Soliai (12), Jared Odrick (3), Tony McDaniel (1) |
| RE – Randy Starks (15), Jared Odrick (1) |
| SLB – Koa Misi (9), Cameron Wake (2), Jason Taylor (2) |
| ILB – Kevin Burnett (16) |
| ILB – Karlos Dansby (16) |
| WLB – Cameron Wake (12) |
| LCB – Vontae Davis (12), Nolan Carroll (3), Jimmy Wilson (1) |
| RCB – Sean Smith (16) |
| FS – Reshad Jones (12), Tyrone Culver (4) |
| SS – Yemimah Bell (16) |
| 5th DB – Will Allen (6), Benny Sapp (1) |

* Indicates Rookie

| PASSING | ATT. | COMP. | YDS. | PCT. | TD | INT. | LG | SCK/LST | RATING |
|------------------|------|-------|------|------|----|------|-----|---------|--------|
| Mat. Moore | 347 | 210 | 2497 | 60.5 | 16 | 9 | 65t | 36/229 | 87.1 |
| Henne | 112 | 64 | 868 | 57.1 | 4 | 4 | 41 | 11/67 | 79.0 |
| Losman | 10 | 6 | 60 | 60.0 | 0 | 0 | 25 | 5/38 | 77.1 |
| DOLPHINS | 469 | 280 | 3425 | 59.7 | 20 | 13 | 65t | 52/334 | 84.9 |
| OPPONENTS | 590 | 350 | 4233 | 59.3 | 24 | 16 | 99t | 41/241 | 83.7 |

DOLPHINS INDIVIDUAL RECORDS

The following individual records relate solely to service with the Miami Dolphins. They include National Football League regular-season statistics only – with the exception of those single-game records marked by * or **.

* Playoff game **Super Bowl

| | |
|---------------------|---------------------|
| 1966-1977: 14 games | 1983-1986: 16 games |
| 1978-1981: 16 games | 1987: 15 games |
| 1982: 9 games | 1988-2011: 16 games |

SERVICE

MOST SEASONS

- 17 Dan Marino (1983-99)
- 15 Bob Kuechenberg (1970-84)
- 14 Bob Griese (1967-80)
- 14 Don Strock (1974-87)
- 13 Nat Moore (1974-86)
- 13 Jason Taylor (1997-2007, 2009, 2011)
- 12 Larry Little (1969-80)
- 12 Ed Newman (1973-84)
- 12 Bruce Hardy (1978-89)
- 12 Jim Jensen (1981-92)
- 12 Zach Thomas (1996-2007)

MOST GAMES PLAYED

- 242 Dan Marino (1983-99)
- 204 Jason Taylor (1997-2007, 2009, 2011)
- 196 Bob Kuechenberg (1970-84)
- 183 Nat Moore (1974-86)
- 168 Zach Thomas (1996-2007)
- 167 Ed Newman (1973-85)
- 164 Jim Jensen (1981-92)
- 164 Richmond Webb (1990-00)
- 163 Don Strock (1974-87)
- 161 Bob Griese (1967-80)
- 159 Vern Den Herder (1971-81)
- 158 Larry Little (1969-80)
- 157 Tim Bowens (1994-04)
- 156 Tim Ruddy (1994-03)
- 155 Olindo Mare (1997-2006)
- 151 Bruce Hardy (1978-89)

MOST CONSECUTIVE GAMES PLAYED

- 130 Jason Taylor (15th in 1999 through 16th in 2007)
- 128 Jim Langer (10th in 1970 through 9th in 1979)
- 127 Garo Yepremian (2nd in 1970 through 16th in 1978)
- 125 Bob Baumhower (1st in 1977 through 14th in 1984)
- 122 John Denney (1st in 2005 through 16th in 2011 - current)
- 118 Richmond Webb (3rd in 1991 through 8th in 1998)
- 116 Olindo Mare (1st in 1997 through 4th in 2004)
- 107 Dwight Stephenson (1st in 1980 through 2nd in 1987)

- 104 Jeff Cross (1st in 1988 through 8th in 1994)
- 104 Tim Bowens (1st in 1994 through 8th in 2000)
- 104 Vernon Carey (4th in 2004 through 12th in 2010)

MOST STARTS

- 240 Dan Marino (1983-99)
- 186 Jason Taylor (1997-2007, 2009, 2011)
- 176 Bob Kuechenberg (1970-84)
- 168 Zach Thomas (1996-2007)
- 162 Richmond Webb (1990-2000)
- 155 Tim Bowens (1994-04)
- 152 Bob Griese (1967-80)
- 152 Larry Little (1969-80)
- 143 Vern Den Herder (1971-81)
- 140 Tim Ruddy (1994-2003)

MOST CONSECUTIVE STARTS

- 130 Jason Taylor (15th in 1999 through 16th in 2007)
- 118 Richmond Webb (3rd in 1991 through 8th in 1998)
- 109 Jim Langer (1st in 1972 through 9th in 1979)
- 95 Dan Marino (6th in 1987 through 5th in 1993)
- 92 Tim Bowens (3rd in 1994 through 14th in 1999)
- 91 Norm Evans (3rd in 1969 through 9th in 1975)
- 87 Dick Anderson (12th in 1968 through 14th in 1974)
- 87 Vernon Carey (7th in 2005 through 12th in 2010)
- 86 Bob Baumhower (1st in 1977 through 8th in 1982)
- 84 Jake Scott (1st in 1970 through 14th in 1975)
- 81 Vern Den Herder (1st in 1972 through 11th in 1977)
- 81 Jeff Cross (16th in 1988 through 16th in 1993)
- 81 Keith Sims (11th in 1991 through 11th in 1996)
- 80 Randy McMichael (1st in 2002 through 16th in 2006)

MOST PRO BOWLS

- 9 Dan Marino (1983-87, 1991-92, 1994-95)
- 7 Richmond Webb (1990-96)
- 7 Zach Thomas (1999-2003, 2005-06)
- 6 Bob Griese (1970-71, 1973-74, 1977-78)
- 6 Jim Langer (1973-78)
- 6 Bob Kuechenberg (1974-75, 1977-78, 1982-83)
- 6 Jason Taylor (2000, 2002, 2004-07)
- 5 Larry Csonka (1970-74)
- 5 Paul Warfield (1970-74)
- 5 Jake Scott (1971-75)
- 5 Bob Baumhower (1979, 1981-84)
- 5 Dwight Stephenson (1983-87)
- 5 John Offerdahl (1986-90)
- 5 Mark Clayton (1984-86, 1988, 1991)

MOST CONSECUTIVE PRO BOWLS

- 7 Richmond Webb (1990-96)
- 6 Jim Langer (1973-78)
- 5 Larry Csonka (1970-74)
- 5 Paul Warfield (1970-74)
- 5 Jake Scott (1971-75)
- 5 Dan Marino (1983-87)
- 5 Dwight Stephenson (1983-87)
- 5 John Offerdahl (1986-90)
- 5 Zach Thomas (1999-2003)

MOST PRO BOWL STARTS

- 7 Dan Marino (1983-86, 1992, 1994-95)
- 5 Jim Langer (1973-77)
- 5 Jason Taylor (2000, 2002, 2004-06)
- 4 Dwight Stephenson (1983-86)
- 4 John Offerdahl (1986, 1988-90)
- 4 Richmond Webb (1992-95)
- 3 Larry Little (1972-74)
- 3 Jake Scott (1972-73, 1975)
- 3 Bob Baumhower (1979, 1981, 1983)
- 3 Sam Madison (1999-2001)
- 3 Zach Thomas (1999, 2002, 2006)
- 3 Jake Long (2009-11)

MOST CONSECUTIVE PRO BOWL STARTS

- 5 Jim Langer (1973-77)
- 4 Dwight Stephenson (1983-86)
- 4 Dan Marino (1983-86)
- 4 Richmond Webb (1992-95)
- 3 Larry Little (1972-74)
- 3 John Offerdahl (1988-90)
- 3 Sam Madison (1999-2001)
- 3 Jason Taylor (2004-06)
- 3 Jake Long (2009-11)

SCORING

MOST POINTS

Career

- 1,048 Olindo Mare (1997-06), 313 XPs, 245 FGs
- 830 Garo Yepremian (1970-78), 335 XPs, 165 FGs
- 774 Pete Stoyanovich (1989-95), 246 XPs, 176 FGs
- 540 Uwe von Schamann (1979-84), 237 XPs, 101 FGs
- 492 Mark Clayton (1983-92), 82 TDs

Season

- 144 Olindo Mare (1999), 27 XPs, 39 FGs
- 124 Pete Stoyanovich (1992), 34 XPs, 30 FGs
- 121 Pete Stoyanovich (1991), 28 XPs, 31 FGs
- 118 Pete Stoyanovich (1995), 37 XPs, 27 FGs
- 117 Garo Yepremian (1971), 33 XPs, 28 FGs
- 117 Olindo Mare (1997), 33 XPs, 28 FGs
- 117 Olindo Mare (2000), 33 XPs, 28 FGs

Game

- 24 Paul Warfield (12/15/73 vs. Detroit), 4 TDs
- 24 Mark Ingram (11/27/94 at N.Y. Jets), 4 TDs
- 24 Ronnie Brown (9/21/08 at New England, 4 TDs

MOST POINTS BY ROOKIE

Season

- 116 Fuad Reveiz (1985), 50 XPs, 22 FGs
- 103 Dan Carpenter (2008), 40 XPs, 21 FGs
- 99 Uwe von Schamann (1979), 36 XPs, 21 FGs

MOST CONSECUTIVE GAMES SCORING POINTS

- 121 Garo Yepremian (8th in 1970 through 16th in 1978)

MOST TOUCHDOWNS

Career

- 82 Mark Clayton (1983-92), 81 pass, 1 ret.
- 75 Nat Moore (1974-86), 74 pass, 1 run
- 59 Mark Duper (1982-92), 59 pass
- 57 Larry Csonka (1968-74, 1979), 53 run, 4 pass
- 54 Ricky Williams (2002-03, 2005, 2007-10), 48 run, 6 pass

Season

- 18 Mark Clayton (1984), 18 pass
- 17 Ricky Williams (2002), 16 run, 1 pass
- 16 Karim Abdul-Jabbar (1997), 15 run, 1 pass
- 16 Lamar Smith (2000), 14 run, 2 pass
- 14 Mark Clayton (1988), 14 pass

Game

- 4 Paul Warfield (12/15/73 vs. Detroit), 4 pass
- 4 Mark Ingram (11/27/94 at N.Y. Jets), 4 pass
- 4 Ronnie Brown (9/21/08 at New England), 4 run

MOST TOUCHDOWNS BY ROOKIE

Season

- 13 Ron Davenport (1985), 11 run, 2 pass
- 11 Karim Abdul-Jabbar (1996), 11 run
- 8 Andra Franklin (1981), 7 run, 1 pass
- 7 Larry Csonka (1968), 6 run, 1 pass
- 7 Troy Stradford (1987), 6 run, 1 pass
- 7 Chris Chambers (2001), 7 pass

Game

- 3 Ronald Scott (10/11/87 vs. Kansas City), 3 run
- 3 Troy Stradford (12/7/87 vs. N.Y. Jets), 3 run
- 3 Sammie Smith (12/10/89 vs. New England), 3 run

MOST CONSECUTIVE GAMES SCORING TOUCHDOWN

- 6 Paul Warfield (4th through 9th in 1971)
- 6 Mark Clayton (13th through 16th in 1988 and 2nd through 3rd in 1989)
- 6 Ricky Williams (16th in 2002 and 1st through 5th in 2003)

MOST FIELD GOALS

Career

- 245 Olindo Mare (1997-06), 303 att.
- 176 Pete Stoyanovich (1989-95), 222 att.
- 165 Garo Yepremian (1970-78), 242 att.
- 105 Dan Carpenter (2008-11), 128 att.
- 101 Uwe von Schamann (1979-84), 149 att.

Season

- 39 Olindo Mare (1999), 46 att.
- 31 Pete Stoyanovich (1991), 37 att.
- 30 Pete Stoyanovich (1992), 37 att.
- 30 Dan Carpenter (2010), 41 att.
- 29 Dan Carpenter (2011), 34 att.

Game

- 6 Olindo Mare (10/17/99 at New England), 6 att.
- 5 Garo Yepremian (9/26/71 at Buffalo), 6 att.

- 5 Olindo Mare (12/31/06 at Indianapolis), 5 att.
- 5 Dan Carpenter (10/24/10 vs. Pittsburgh), 5 att.
- 5 Dan Carpenter (10/31/10 at Cincinnati), 5 att.
- 4 22 times (last – Dan Carpenter, 1/1/12 vs. N.Y. Jets, 4 att.)

MOST FIELD GOALS BY ROOKIE

Season

- 22 Fuad Reveiz (1985), 27 att.
- 21 Uwe von Schamann (1979), 29 att.
- 21 Dan Carpenter (2008), 25 att.

Game

- 4 Dan Carpenter (11/2/08 at Denver), 4 att.
- 3 Ten times (last – Dan Carpenter, 12/7/08 at Buffalo)

MOST CONSECUTIVE GAMES SCORING FIELD GOAL

- 20 Garo Yepremian (10th in 1970 through 1st in 1972)
- 20 Olindo Mare (7th in 1998 through 10th in 1999)

MOST CONSECUTIVE FIELD GOALS

- 19 Olindo Mare (3rd through 7th in 1999)
- 17 Dan Carpenter (2nd through 12th in 2009)
- 16 Garo Yepremian (8th through 16th in 1978)
- 16 Olindo Mare (7th through 16th in 2000)

HIGHEST FIELD GOAL PERCENTAGE

Career (minimum 50 attempts)

- 82.0 Dan Carpenter (2008-11), 105 of 128
- 80.1 Olindo Mare (1997-06), 245 of 303
- 79.3 Pete Stoyanovich (1989-95), 176 of 222
- 73.6 Fuad Reveiz (1985-88), 53 of 72
- 68.2 Garo Yepremian (1970-78), 165 of 242

Season (minimum 15 attempts)

- 91.3 Jay Feely (2007), 21 of 23
- 90.5 Olindo Mare (2001), 19 of 21
- 90.3 Olindo Mare (2000), 28 of 31
- 89.3 Dan Carpenter (2009), 25 of 28
- 85.3 Dan Carpenter (2011), 29 of 34

LONGEST FIELD GOALS

- 60 Dan Carpenter (12/5/10 vs. Cleveland)
- 59 Pete Stoyanovich (11/12/89 at N.Y. Jets)
- *58 Pete Stoyanovich (1/5/91 vs. Kansas City)
- 58 Dan Carpenter (1/1/12 vs. N.Y. Jets)
- 54 Garo Yepremian (10/22/72 vs. Buffalo)
- 54 Olindo Mare (10/24/99 vs. Philadelphia)
- 54 Dan Carpenter (10/31/10 at Cincinnati)

LONGEST FIELD GOALS BY ROOKIE

- 59 Pete Stoyanovich (11/12/89 at N.Y. Jets)
- 53 Uwe von Schamann (10/21/79 at New England)
- 51 Uwe von Schamann (11/5/79 vs. Houston)
- *51 Fuad Reveiz (1/4/86 vs. Cleveland)
- 50 Dan Carpenter (12/7/08 vs. Buffalo at Toronto)

MOST POINTS AFTER TOUCHDOWN

Career

- 335 Garo Yepremian (1970-78), 351 attempts

- 313 Olindo Mare (1997-06), 318 attempts
- 246 Pete Stoyanovich (1989-95), 250 attempts

Season

- 66 Uwe von Schamann (1984), 70 attempts
- 52 Fuad Reveiz (1986), 55 attempts
- 50 Fuad Reveiz (1985), 52 attempts

Game

- 7 Garo Yepremian (11/12/72 vs. New England), 7 attempts
- 7 Garo Yepremian (11/24/77 at St. Louis), 8 attempts
- 7 Pete Stoyanovich (9/3/95 vs. N.Y. Jets), 7 attempts
- 7 Olindo Mare (9/8/02 vs. Detroit), 7 attempts

MOST POINTS AFTER TOUCHDOWN BY ROOKIE

Season

- 50 Fuad Reveiz (1985), 52 attempts
- 40 Dan Carpenter (2008), 40 attempts
- 38 Pete Stoyanovich (1989), 39 attempts

MOST CONSECUTIVE POINTS AFTER TOUCHDOWN

- 110 Garo Yepremian (7th in 1972 to 2nd in 1975)
- 110 Pete Stoyanovich (16th in 1992 to 16th in 1995)

HIGHEST POINT AFTER TOUCHDOWN PCT.

Career (minimum 150 attempts)

- 98.43 Olindo Mare (1997-06), 313 of 318
- 98.40 Pete Stoyanovich (1989-95), 246 of 250
- 95.3 Fuad Reveiz (1985-88), 161 of 169
- 94.9 Garo Yepremian (1970-78), 335 of 353
- 94.8 Uwe Von Schamann (1979-84), 237 of 250

MOST TWO-POINT CONVERSIONS

Career

- 2 Irving Fryar (1993-95), 2 pass
- 2 Marty Booker (2004-06), 2 pass

Season

- 2 Irving Fryar (1994), 2 pass
- 2 Marty Booker (2006), 2 pass

RUSHING

MOST RUSHING YARDS

Career

- 6,737 Larry Csonka (1968-74, 1979), 1,506 attempts
- 6,436 Ricky Williams (2002-03, 2005, 2007-10), 1,509 attempts
- 4,815 Ronnie Brown (2005-10), 1,128 attempts
- 3,877 Mercury Morris (1969-75), 754 attempts
- 3,644 Jim Kiick (1968-74), 997 attempts

Season

- 1,853 Ricky Williams (2002), 4.8 per carry
- 1,372 Ricky Williams (2003), 3.5 per carry
- 1,258 Delvin Williams (1978), 4.6 per carry
- 1,139 Lamar Smith (2000), 3.7 per carry
- 1,121 Ricky Williams (2009), 4.7 per carry
- 1,117 Larry Csonka (1972), 5.2 per carry
- 1,116 Karim Abdul-Jabbar (1996), 3.6 per carry
- 1,086 Reggie Bush (2011), 5.0 per carry
- 1,051 Larry Csonka (1971), 5.4 per carry

- 1,008 Ronnie Brown (2006), 4.2 per carry
- 1,003 Larry Csonka (1973), 4.6 per carry
- 1,000 Mercury Morris (1972), 5.3 per carry

Game

- 228 Ricky Williams (12/1/02 at Buffalo), 27 attempts
- 216 Ricky Williams (12/9/02 vs. Chicago), 31 attempts
- *209 Lamar Smith (12/30/00 vs. Indianapolis), 40 attempts
- 203 Reggie Bush (12/18/11 at Buffalo)
- 197 Mercury Morris (9/30/73 vs. New England), 15 attempts

MOST RUSHING YARDS BY ROOKIE

Season

- 1,116 Karim Abdul-Jabbar (1996), 3.6 per carry
- 907 Ronnie Brown (2005), 4.4 per carry
- 711 Andra Franklin (1981), 3.5 per carry
- 659 Sammie Smith (1989), 3.3 per carry
- 621 Jim Kiick (1968), 3.8 per carry

Game

- 169 Troy Stradford (11/22/87 at Dallas), 17 attempts
- 152 Karim Abdul-Jabbar (12/22/96 at N.Y. Jets), 30 attempts
- 140 Leroy Harris (12/5/77 vs. Baltimore), 17 attempts
- 132 Ronnie Brown (9/25/05 vs. Carolina), 23 attempts
- 124 Karim Abdul-Jabbar (9/15/96 vs. N.Y. Jets), 23 attempts

MOST RUSHING ATTEMPTS

Career

- 1,509 Ricky Williams (2002-03, 2005, 2007-10)
- 1,506 Larry Csonka (1968-74, 1979)
- 1,128 Ronnie Brown (2005-10)
- 997 Jim Kiick (1968-74)
- 888 Karim Abdul-Jabbar (1996-99)

Season

- 392 Ricky Williams (2003)
- 383 Ricky Williams (2002)
- 313 Lamar Smith (2001)
- 309 Lamar Smith (2000)
- 307 Karim Abdul-Jabbar (1996)

Game

- 42 Ricky Williams (9/21/03 vs. Buffalo), 153 yards
- *40 Lamar Smith (12/30/00 vs. Indianapolis), 209 yards
- 36 Ricky Williams (10/6/02 vs. New England), 105 yards
- 36 Ricky Williams (11/16/03 vs. Baltimore), 105 yards
- 34 Ricky Williams (9/14/03 at N.Y. Jets), 125 yards
- **33 Larry Csonka (1/13/74 vs. Minnesota), 145 yards
- 33 Karim Abdul-Jabbar (9/20/98 vs. Pittsburgh), 108 yards

MOST RUSHING ATTEMPTS BY ROOKIE

Season

- 307 Karim Abdul-Jabbar (1996)
- 207 Ronnie Brown (2005)
- 201 Andra Franklin (1981)

- 200 Sammie Smith (1989)

- 165 Jim Kiick (1968)

- 165 Daniel Thomas (2011)

Game

- 31 J.J. Johnson (11/21/99 vs. New England), 106 yards
- 30 Troy Stradford (12/7/87 vs. N.Y. Jets), 120 yards
- 30 Karim Abdul-Jabbar (12/22/96 at N.Y. Jets), 152 yards
- 29 Karim Abdul-Jabbar (11/3/96 at New England), 104 yards
- 27 Karim Abdul-Jabbar (12/16/96 vs. Buffalo), 76 yards

MOST RUSHING TOUCHDOWNS

Career

- 53 Larry Csonka (1968-74, 1979)
- 48 Ricky Williams (2002-03, 2005, 2007-10)
- 36 Ronnie Brown (2005-10)
- 33 Karim Abdul-Jabbar (1996-99)
- 29 Mercury Morris (1969-75)

Season

- 16 Ricky Williams (2002)
- 15 Karim Abdul-Jabbar (1997)
- 14 Lamar Smith (2000)
- 12 Mercury Morris (1972)
- 12 Don Nottingham (1975)
- 12 Larry Csonka (1979)

Game

- 4 Ronnie Brown (9/21/08 at New England), 2,15,5,62
- 3 Jim Kiick (12/20/70 vs. Buffalo), 4,2,2
- 3 Mercury Morris (11/12/72 vs. New England), 4,4,6
- 3 Mercury Morris (9/30/73 vs. New England), 24,70,35
- *3 Larry Csonka (12/30/73 vs. Oakland), 11,2, 2
- 3 Don Nottingham (11/3/74 vs. Atlanta), 1,2,1
- 3 Don Nottingham (10/5/75 at Green Bay), 11,1,11
- 3 Don Nottingham (10/26/75 at Buffalo), 1,1,1
- 3 Larry Csonka (9/23/79 vs. Chicago), 12,9,1
- 3 Larry Csonka (11/29/79 vs. New England), 1,1,1
- 3 Ronald Scott (10/11/87 vs. Kansas City), 2,4,3
- 3 Troy Stradford (12/7/87 vs. N.Y. Jets), 1,1,1
- 3 Sammie Smith (12/10/89 vs. New England), 1,7,2
- 3 Bernie Parmalee (12/25/94 vs. Detroit), 1,1,6
- 3 Karim Abdul-Jabbar (10/19/97 at Baltimore), 5,5,6
- 3 Karim Abdul-Jabbar (11/23/97 at New England), 1,1,1
- 3 Ricky Williams (10/25/09 vs. New Orleans), 4,68,4

MOST RUSHING TOUCHDOWNS BY ROOKIE

Season

- 11 Ron Davenport (1985)
- 11 Karim Abdul-Jabbar (1996)

- 7 Andra Franklin (1981)
- 6 Larry Csonka (1968)
- 6 Troy Stradford (1987)
- 6 Sammie Smith (1989)

Game

- 3 Ronald Scott (10/11/87 vs. Kansas City)
- 3 Troy Stradford (12/7/87 vs. N.Y. Jets)
- 3 Sammie Smith (12/10/89 vs. New England)

MOST CONSECUTIVE GAMES WITH RUSHING TOUCHDOWN

- 5 Mercury Morris (6th through 10th in 1972)
- 5 Don Nottingham (2nd through 6th in 1975)
- 5 Pete Johnson (8th through 12th in 1984)
- 5 Karim Abdul-Jabbar (10th through 14th in 1997)

HIGHEST RUSHING AVERAGE

Career (minimum 300 attempts)

- 5.1 Mercury Morris (1969-75), 754 attempts
- 4.8 Tony Nathan (1979-87), 732 attempts
- 4.5 Larry Csonka (1968-74, 1979), 1,506 attempts
- 4.41 Norm Bulaich (1975-79), 340 attempts
- 4.269 Ronnie Brown (2005-10), 1,128 attempts
- 4.265 Ricky Williams (2002-03, 2005, 2007-10), 1,509 attempts

Season (minimum 100 attempts)

- 6.4 Mercury Morris (1973), 149/954 yards
- 5.4 Larry Csonka (1971), 195/1,051 yards
- 5.3 Mercury Morris (1972), 190/1,000 yards
- 5.3 Tony Nathan (1981), 147/782 yards
- 5.2 Larry Csonka (1972), 213/1,117 yards

Game (minimum 10 attempts)

- 13.1 Mercury Morris (9/30/73 vs. New England) 15/197
- 12.6 Abner Haynes (9/17/67 vs. Denver), 12/151
- 12.6 Delvin Williams (11/9/80 at Los Angeles), 12/151

MOST 100-YARD RUSHING GAMES

Career

- 24 Ricky Williams (2002-03, 2005, 2007-10)
- 15 Larry Csonka (1968-74, 1979)
- 15 Ronnie Brown (2005-10)
- 10 Mercury Morris (1969-75)
- 9 Karim Abdul-Jabbar (1996-99)

Season

- 10 Ricky Williams (2002)
- 7 Ricky Williams (2003)
- 5 Delvin Williams (1978)
- 5 Reggie Bush (2011)
- 4 Larry Csonka (1972)
- 4 Karim Abdul-Jabbar (1996)
- 4 Lamar Smith (2000)
- 4 Ronnie Brown (2006)
- 4 Ronnie Brown (2007)
- 4 Ricky Williams (2009)

MOST 100-YARD RUSHING GAMES BY ROOKIE

- 4 Karim Abdul-Jabbar (1996)
- 3 Benny Malone (1974)
- 3 Troy Stradford (1987)
- 2 Jim Kiick (1968)
- 2 Leroy Harris (1977)
- 2 Ronnie Brown (2005)

MOST CONSECUTIVE 100-YARD RUSHING GAMES

- 5 Ricky Williams (10th through 14th in 2002)
- 4 Ronnie Brown (3rd through 6th in 2007)
- 4 Reggie Bush (12th through 15th in 2011)
- 3 Ricky Williams (1st through 3rd in 2002)
- 3 Ricky Williams (10th through 12th in 2003)
- 3 Ricky Williams (9th through 11th in 2009)
- 2 Larry Csonka (11th through 12th in 1970)
- 2 Benny Malone (7th through 8th in 1974)
- 2 Don Nottingham (2nd through 3rd in 1975)
- 2 Mercury Morris (5th through 6th in 1975)
- 2 Benny Malone (7th through 8th in 1976)
- 2 Benny Malone (4th through 5th in 1977)
- 2 Andra Franklin (5th through 6th in 1982)
- 2 Mark Higgs (1st through 2nd in 1991)
- 2 Bernie Parmalee (7th through 8th in 1994)
- 2 Ricky Williams (2nd through 3rd in 2003)
- 2 Ricky Williams (14th through 15th in 2003)
- 2 Ricky Williams (15th through 16th in 2005)
- 2 Ronnie Brown (15th through 16th in 2006)
- 2 Ronnie Brown (3rd through 4th in 2008)

LONGEST RUNS FROM SCRIMMAGE

- 77t Leroy Harris (12/5/77 vs. Baltimore)
- 77t Keith Byars (11/25/93 at Dallas)
- 76t Reggie Bush (12/18/11 at Buffalo)
- 71t Jerris McPhail (10/27/97 vs. Chicago)
- 70t Mercury Morris (9/30/73 vs. New England)
- 70 Mercury Morris (10/15/73 at Cleveland)
- 68t Lamar Smith (10/23/00 at N.Y. Jets)
- 68t James McKnight (10/5/03 at N.Y. Giants)
- 68t Ricky Williams (10/25/09 vs. New Orleans)
- 66t Benny Malone (10/9/77 at Baltimore)
- 65t Abner Haynes (9/17/67 vs. Denver)
- 65t Gary Davis (9/17/78 vs. Buffalo)
- 65t Ronnie Brown (10/21/05 vs. Kansas City)
- 65 Delvin Williams (11/9/80 at Los Angeles)
- 64 Ron Davenport (12/18/88 at Pittsburgh)
- 63 Norm Bulaich (9/10/78 at Baltimore)
- 63t Ricky Williams (12/9/02 vs. Chicago)
- 62t Ronnie Brown (9/21/08 at New England)
- 61 Chris Chambers (9/11/05 vs. Denver)
- 60t Gary Davis (12/17/77 vs. Buffalo)
- 60 Ronnie Brown (9/30/07 vs. Oakland)

PASSING

MOST YARDS PASSING

Career

- 61,361 Dan Marino (1983-99)
- 25,092 Bob Griese (1967-80)
- 11,040 Jay Fiedler (2000-04)
- 7,114 Chad Henne (2008-11)
- 5,928 David Woodley (1980-83)

Season

- 5,084 Dan Marino (1984)
- 4,746 Dan Marino (1986)
- 4,453 Dan Marino (1994)
- 4,434 Dan Marino (1988)
- 4,137 Dan Marino (1985)

Game

- 521 Dan Marino (10/23/88 vs. N.Y. Jets), 35 of 60
- 473 Dan Marino (9/4/94 vs. New England), 23 of 42

- 470 Dan Marino (12/2/84 vs. L.A. Raiders), 35 of 57
 450 Dan Marino (10/1/95 at Cincinnati), 33 of 48
 448 Dan Marino (9/21/86 at N.Y. Jets), 30 of 50

MOST YARDS PASSING BY ROOKIE

Season

- 2,210 Dan Marino (1983)
 2,005 Bob Griese (1967)
 1,850 David Woodley (1980)

Game

- 322 Dan Marino (10/9/83 vs. Buffalo), 19 of 29
 279 Dan Marino (10/30/83 vs. L.A. Rams), 25 of 38
 270 Bob Griese (12/17/67 vs. Boston), 17 of 32
 251 David Woodley (11/20/80 vs. San Diego), 22 of 34
 240 Dan Marino (11/20/83 vs. Baltimore), 14 of 21

MOST PASS ATTEMPTS

Career

- 8,358 Dan Marino (1983-99)
 3,429 Bob Griese (1967-80)
 1,065 Chad Henne (2008-11)
 1,603 Jay Fiedler (2000-04)
 961 David Woodley (1980-83)

Season

- 623 Dan Marino (1986), 378 completions
 615 Dan Marino (1994), 385 completions
 606 Dan Marino (1988), 354 completions
 567 Dan Marino (1985), 335 completions
 564 Dan Marino (1984), 362 completions

Game

- *64 Dan Marino (12/30/95 at Buffalo), 33 completions
 62 Joey Harrington (10/22/06 vs. Green Bay), 33 completions
 60 Dan Marino (10/23/88 vs. N.Y. Jets), 35 completions
 60 Dan Marino (11/23/97 at New England), 38 completions
 57 Dan Marino (12/2/84 vs. L.A. Raiders), 35 completions
 57 Dan Marino (12/13/98 vs. N.Y. Jets), 30 completions
 55 Kyle Mackey (10/18/87 at N.Y. Jets), 26 completions
 55 Dan Marino (9/24/89 vs. N.Y. Jets), 33 completions
 55 Chad Henne (12/27/09 vs. Houston), 35 completions

MOST PASS ATTEMPTS BY ROOKIE

Season

- 331 Bob Griese (1967), 166 completions
 327 David Woodley (1980), 176 completions
 296 Dan Marino (1983), 173 completions

Game

- 42 David Woodley (10/27/80 at N.Y. Jets), 22 completions
 41 Bob Griese (12/23/67 vs. Houston), 16 completions
 41 David Woodley (12/20/80 vs. N.Y. Jets), 20 completions

- 39 Bob Griese (11/12/67 at San Diego), 13 completions
 39 John Beck (12/2/07 vs. N.Y. Jets), 23 completions

MOST PASS COMPLETIONS

Career

- 4,967 Dan Marino (1983-99)
 1,926 Bob Griese (1967-80)
 936 Jay Fiedler (2000-04)
 646 Chad Henne (2008-11)
 508 David Woodley (1980-83)

Season

- 385 Dan Marino (1994), 615 attempts
 378 Dan Marino (1986), 623 attempts
 362 Dan Marino (1984), 564 attempts
 354 Dan Marino (1988), 606 attempts
 336 Dan Marino (1985), 567 attempts

Game

- 39 Dan Marino (11/16/86 at Buffalo), 54 attempts
 38 Dan Marino (11/23/97 at New England), 60 attempts
 35 Dan Marino (12/2/84 vs. L.A. Raiders), 57 attempts
 35 Dan Marino (10/23/88 vs. N.Y. Jets), 60 attempts
 35 Dan Marino (12/3/95 vs. Atlanta), 50 attempts
 35 Chad Henne (12/27/09 vs. Houston), 55 attempts

MOST PASS COMPLETIONS BY ROOKIE

Season

- 176 David Woodley (1980), 327 attempts
 173 Dan Marino (1983), 296 attempts
 166 Bob Griese (1967), 331 attempts

Game

- 25 Dan Marino (10/30/83 vs. L.A. Rams), 38 attempts
 23 John Beck (12/2/07 vs. N.Y. Jets), 39 attempts
 22 David Woodley (10/27/80 at N.Y. Jets), 42 attempts
 22 David Woodley (11/20/80 vs. San Diego), 34 attempts
 20 David Woodley (12/20/80 vs. N.Y. Jets), 41 attempts

MOST CONSECUTIVE PASS COMPLETIONS

- 17 Chad Pennington (12/7/08 at Buffalo through 12/14/08 vs. San Francisco)
 17 Chad Henne (12/13/09 at Jacksonville)
 15 Dan Marino (11/8/92 at Indianapolis through 11/16/92 vs. Buffalo)
 14 Dan Marino (11/17/96 at Houston through 11/25/96 vs. Pittsburgh)
 13 Earl Morrall (12/1/75 vs. New England)
 13 Dan Marino (11/10/96 vs. Indianapolis)

MOST TOUCHDOWN PASSES

Career

- 420 Dan Marino (1983-99)
 192 Bob Griese (1967-80)
 66 Jay Fiedler (2000-04)
 39 Don Strock (1974-87)
 34 David Woodley (1980-83)

Season

- 48 Dan Marino (1984) of 362 completions
- 44 Dan Marino (1986) of 378 completions
- 30 Dan Marino (1985) of 336 completions
- 30 Dan Marino (1994) of 385 completions
- 28 Dan Marino (1988) of 354 completions

Game

- 6 Bob Griese (11/24/77 at St. Louis)
- 6 Dan Marino (9/21/86 at N.Y. Jets)
- 5 Dan Marino (9/2/84 at Washington)
- 5 Dan Marino (12/8/85 at Green Bay)
- 5 Dan Marino (12/14/86 at L.A. Rams)
- 5 Dan Marino (11/27/88 at N.Y. Jets)
- 5 Dan Marino (9/4/94 vs. New England)
- 4 19 times (last – Dan Marino, 12/21/98 vs. Denver)

MOST TOUCHDOWN PASSES BY ROOKIE**Season**

- 20 Dan Marino (1983) of 173 completions
- 15 Bob Griese (1967) of 166 completions
- 14 David Woodley (1980) of 176 completions

Game

- 3 Bob Griese (12/17/67 vs. New England)
- 3 David Woodley (11/9/80 at L.A. Rams)
- 3 David Woodley (12/14/80 at Baltimore)
- 3 Dan Marino (10/9/83 vs. Buffalo)
- 3 Dan Marino (10/16/83 at N.Y. Jets)
- 3 Dan Marino (11/28/83 vs. Cincinnati)

MOST CONSECUTIVE GAMES WITH TOUCHDOWN PASS

- 30 Dan Marino (10th in 1985 through 2nd in 1987 and 6th through 10th in 1987)

MOST PASSES HAD INTERCEPTED**Career**

- 252 Dan Marino (1983-99)
- 172 Bob Griese (1967-80)
- 63 Jay Fiedler (2000-04)
- 42 David Woodley (1980-83)
- 37 Don Strock (1974-87)
- 37 Chade Henne (2008-11)

Season

- 23 Dan Marino (1986), 623 attempts
- 23 Dan Marino (1988), 606 attempts
- 22 Dan Marino (1989), 550 attempts
- 21 Dan Marino (1985), 567 attempts
- 19 Jay Fiedler (2001), 450 attempts
- 19 Chad Henne (2010), 490 attempts

Game

- 5 Bob Griese (12/23/67 vs. Houston), 41 attempts
- 5 Rick Norton (11/23/69 vs. Houston), 26 attempts
- 5 David Woodley (10/25/81 at Dallas), 37 attempts
- 5 Kyle Mackey (10/18/87 at N.Y. Jets), 55 attempts
- 5 Dan Marino (10/23/88 vs. N.Y. Jets), 60 attempts
- 5 Dan Marino (11/25/99 at Dallas), 36 attempts
- 5 A.J. Feeley (12/5/04 vs. Buffalo), 51 attempts

MOST PASSES HAD INTERCEPTED AS ROOKIE**Season**

- 18 Bob Griese (1967), 331 attempts

- 17 David Woodley (1980), 327 attempts
- 10 George Wilson, Jr. (1966), 112 attempts

Game

- 5 Bob Griese (12/23/67 vs. Houston), 41 attempts
- 3 Rick Norton (9/18/66 at Buffalo), 11 attempts
- 3 Bob Griese (11/26/67 vs. Buffalo), 33 attempts
- 3 David Woodley (9/28/80 vs. New Orleans), 15 attempts
- 3 John Beck (12/2/07 vs. N.Y. Jets), 39 attempts

MOST CONSECUTIVE GAMES WITH NO PASSES INTERCEPTED

- 5 Jay Fiedler (8th through 11th, 13th in 2000 - missed 12th in 2000)
- 4 Bob Griese (5th through 8th in 1971)
- 4 Dan Marino (4th through 7th in 1997)
- 4 Ray Lucas (9th through 12th in 2002)

MOST CONSECUTIVE PASSES WITH NONE INTERCEPTED

- 156 Dan Marino (3rd through 8th in 1997)
- 133 Cleo Lemon (13th through 16th in 2007)
- 122 Bob Griese (10th through 14th in 1967)

LOWEST INTERCEPTION RATE**Career (minimum 250 attempts)**

- 1.63 Chad Pennington (2008-10), 9 of 552 attempts
- 1.86 Cleo Lemon (2005-07), 7 of 377 attempts
- 2.63 Gus Frerotte (2005), 13 of 494 attempts
- 2.78 Damon Huard (1997-00), 8 of 288 attempts
- 3.02 Dan Marino (1983-99), 252 of 8,358 attempts

Season (minimum 150 attempts)

- 1.47 Chad Pennington (2008), 7 of 476 attempts
- 1.85 Damon Huard (1999), 4 of 216 attempts
- 1.94 Cleo Lemon (2007), 6 of 309 attempts
- 2.00 Dan Marino (1993), 3 of 150 attempts
- 2.01 Dan Marino (1997), 11 of 548 attempts
- 2.03 Dan Marino (1983), 6 of 296 attempts
- 2.07 Dan Marino (1990), 11 of 531 attempts

HIGHEST COMPLETION PERCENTAGE**Career (minimum 150 completions)**

- 67.6 Chad Pennington (2008-10), 373 of 552 attempts
- 60.7 Chad Henne (2008-11), 1065 of 646 attempts
- 60.5 Matt Moore (2011), 210 of 347 attempts
- 59.4 Dan Marino (1983-99), 4,967 of 8,358 attempts
- 59.0 Damon Huard (1997-00), 170 of 288 attempts

Season (minimum 75 completions)

- 67.4 Chad Pennington (2008), 321 of 476 attempts
- 64.2 Dan Marino (1984), 362 of 564 attempts
- 64.1 Dan Marino (1995), 309 of 482 attempts
- 63.0 Bob Griese (1978), 148 of 235 attempts
- 62.6 Dan Marino (1994), 385 of 615 attempts

Game (minimum 12 completions)

- 92.3 Bob Griese (12/18/78 vs. New England), 12 of 13 attempts

- 85.0 Chad Pennington (9/21/08 at New England), 17 of 20 attempts
- *84.2 David Woodley (1/8/83 vs. New England), 16 of 19 attempts
- 82.4 Earl Morrall (12/1/75 vs. New England), 14 of 17 attempts
- 81.8 Don Strock (12/10/83 vs. Atlanta), 18 of 22 attempts
- 81.3 Dan Marino (12/4/88 vs. Indianapolis), 26 of 32 attempts
- 81.0 Bob Griese (10/22/67 vs. N.Y. Jets), 17 of 21 attempts

HIGHEST COMPLETION PERCENTAGE BY ROOKIE

Season (minimum 75 completions)

- 58.4 Dan Marino (1983), 173 of 296 attempts
- 53.8 David Woodley (1980), 176 of 327 attempts
- 50.2 Bob Griese (1967), 166 of 331 attempts

Game (minimum 12 completions)

- 81.0 Bob Griese (10/22/67 vs. N.Y. Jets), 17 of 21 attempts
- 72.0 David Woodley (11/16/80 vs. San Francisco), 18 of 25 attempts
- 68.8 David Woodley (11/2/80 at Oakland), 11 of 16 attempts
- 66.7 Dan Marino (11/20/83 vs. Baltimore), 14 of 21 attempts
- 65.8 Dan Marino (10/30/83 vs. L.A. Rams), 25 of 38 attempts

HIGHEST PASSER RATING

Career (minimum 250 attempts)

- 94.5 Chad Pennington (2008-10)
- 87.1 Matt Moore (2011)
- 86.4 Dan Marino (1983-99)
- 77.1 Bob Griese (1967-80)
- 76.8 Jay Fiedler (2000-04)
- 76.2 Earl Morrall (1972-76)

Season (minimum 150 attempts)

- 108.9 Dan Marino (1984)
- 97.4 Chad Pennington (2008)
- 96.0 Dan Marino (1983)
- 95.9 Dan Marino (1993)
- 92.5 Dan Marino (1986)
- 91.0 Earl Morrall (1972)

HIGHEST PASSER RATING BY ROOKIE

Season (minimum 150 attempts)

- 96.0 Dan Marino (1983)
- 63.1 David Woodley (1980)
- 61.6 Bob Griese (1967)

HIGHEST AVERAGE GAIN

Career (minimum 250 attempts)

- 8.22 Earl Morrall (1972-76), 284/2,335 yards
- 7.40 Chad Pennington (2008-10), 552/4,085 yards
- 7.34 Dan Marino (1983-99), 8,358/61,361 yards
- 7.32 Bob Griese (1967-80), 3,429/25,092 yards
- 7.20 Matt Moore (2011), 347/2,497 yards

Season (minimum 150 attempts)

- 9.07 Earl Morrall (1972), 150/1,360
- 9.01 Dan Marino (1984), 564/5,084
- 8.86 Bob Griese (1975), 191/1,693
- 8.24 Bob Griese (1970), 245/2,019

- 8.12 Dan Marino (1993), 150/1,218

Game (minimum 20 attempts)

- *13.16 Dan Marino (1/6/85 vs. Pittsburgh), 32/421
- 12.52 Earl Morrall (12/15/74 vs. New England), 23/288
- 11.95 Jay Fiedler (11/27/03 at Dallas), 20/239
- 11.92 Dan Marino (9/30/84 at St. Louis), 36/429
- 11.43 Dan Marino (11/20/83 vs. Baltimore), 21/240

MOST 300-YARD PASSING GAMES

Career

- 63 Dan Marino (1983-99)
- 7 Chad Henne (2008-11)
- 3 Bob Griese (1967-80)
- 3 Jay Fiedler (2000-04)
- 2 David Woodley (1980-83)
- 2 Steve DeBerg (1993)
- 2 Chad Pennington (2008-10)
- 1 John Stofa (1966-67, 1969-70)
- 1 Don Strock (1974-87)
- 1 Scott Mitchell (1990-93)
- 1 Bernie Kosar (1994-96)
- 1 A.J. Feeley (2004)
- 1 Gus Frolotte (2005)
- 1 Joey Harrington (2006)
- 1 Trent Green (2007)
- 1 Cleo Lemon (2007)

Season

- 9 Dan Marino (1984)
- 6 Dan Marino (1985)
- 6 Dan Marino (1986)
- 6 Dan Marino (1988)
- 5 Dan Marino (1989)
- 5 Dan Marino (1994)

MOST CONSECUTIVE 300-YARD PASSING GAMES

- 3 Dan Marino (14th through 16th in 1984)
- 3 Dan Marino (13th through 15th in 1988)
- 3 Dan Marino (11th through 13th in 1994)
- 3 Dan Marino (14th through 16th in 1998)

LONGEST PASS PLAYS

- 86t Bob Griese to Paul Warfield (11/14/71 vs. Pittsburgh)
- 85t Dan Marino to Mark Duper (11/20/83 vs. Baltimore)
- 85t Dan Marino to Mark Duper (11/2/86 vs. Houston)
- 80t George Wilson, Jr. to Bo Roberson (10/23/66 at Houston)
- 80t Dan Marino to Mark Duper (9/23/84 vs. Indianapolis)
- 80t Dan Marino to Ferrell Edmunds (11/27/88 at N.Y. Jets)
- 80t Dan Marino to Tony Martin (10/4/93 vs. Washington)
- 80t Brian Griese to James McKnight (11/23/03 vs. Washington)
- 80t Chad Pennington to Patrick Cobbs (10/12/08 at Houston)
- 79t Bob Griese to Nat Moore (11/2/75 at Chicago)
- 78t Dan Marino to Mark Clayton (11/12/89 at N.Y. Jets)

- 77t Scott Mitchell to Mark Ingram (10/31/93 vs. Kansas City)
- 77 Ray Lucas to James McKnight (11/24/02 vs. San Diego)
- 77t Sage Rosenfels to Chris Chambers (10/21/05 vs. Kansas City)
- 77t Sage Rosenfels to Chris Chambers (1/2/05 at Baltimore)
- **76t David Woodley to Jimmy Cefalo (1/30/83 vs. Washington)
- *75t Bob Griese to Paul Warfield (1/2/72 vs. Baltimore)

PASS RECEIVING

MOST RECEPTIONS

Career

- 550 Mark Clayton (1983-92)
- 511 Mark Duper (1982-92)
- 510 Nat Moore (1974-86)
- 415 O.J. McDuffie (1993-01)
- 405 Chris Chambers (2001-07)

Season

- 90 O.J. McDuffie (1998), 1,050 yards
- 86 Mark Clayton (1988), 1,129 yards
- 86 Brandon Marshall (2010), 1,014 yards
- 82 Chris Chambers (2005), 1,118 yards
- 81 Brandon Marshall (2011), 1,214 yards

Game

- 15 Chris Chambers (12/4/05 vs. Buffalo), 238 yards
- 12 Jim Jensen (11/6/88 at New England), 110 yards
- *11 O.J. McDuffie (12/30/95 at Buffalo), 154 yards
- 11 O.J. McDuffie (12/13/98 vs. N.Y. Jets), 105 yards
- 11 Greg Camarillo (11/2/08 at Denver), 111 yards
- 11 Ted Ginn, Jr. (9/21/09 vs. Indianapolis), 108 yards
- 11 Brandon Marshall (12/10/10 vs. Buffalo), 106 yards
- 10 Duriel Harris (10/28/79 vs. Green Bay), 180 yards
- 10 Tony Nathan (9/29/85 at Denver), 120 yards
- **10 Tony Nathan (1/20/85 vs. San Francisco), 83 yards
- 10 Tony Nathan (12/8/85 at Green Bay), 86 yards
- *10 Tony Nathan (1/4/86 vs. Cleveland), 101 yards
- 10 Tony Nathan (9/28/86 vs. San Francisco), 101 yards
- 10 Ron Davenport (12/7/87 vs. N.Y. Jets), 72 yards
- 10 Mark Clayton (10/23/88 vs. N.Y. Jets), 153 yards
- 10 Keith Byars (9/25/94 at Minnesota), 79 yards
- 10 Tony Martin (10/10/99 at Indianapolis), 166 yards
- 10 Rob Konrad (1/2/00 at Washington), 68 yards
- 10 Davone Bess (12/6/09 vs. New England), 117 yards

- 10 Brandon Marshall (9/26/10 vs. N.Y. Jets), 166 yards
- 10 Brandon Marshall (10/17/10 at Green Bay), 127 yards
- 10 Brandon Marshall (12/26/10 vs. Detroit), 102 yards

MOST RECEPTIONS BY ROOKIE

Season

- 75 Terry Kirby (1993), 874 yards
- 67 Jack Clancy (1967), 868 yards
- 54 Davone Bess (2008), 554 yards

Game

- 10 Rob Konrad (1/2/00 at Washington), 68 yards
- 9 Terry Kirby (12/19/93 vs. Buffalo), 148 yards
- 9 Davone Bess (12/7/08 vs. Buffalo at Toronto), 74 yards

MOST CONSECUTIVE GAMES WITH RECEPTION

- 92 Mark Clayton (6th in 1986 through 16th in 1992 - missed 13th in 1986, 1st in 1989, 1st in 1990, 10th through 14th in 1990 and 1st through 3rd in 1992)
- 74 O.J. McDuffie (3rd in 1995 through 15th in 1999, missed 11th through 13th and 16th in 1999)
- 60 Chris Chambers (1st in 2003 through 13th in 2006 - missed 4th in 2004)
- 61 Davone Bess (1st in 2008 through 13th in 2011)
- 44 Oronde Gadsden (10th in 1999 through 6th in 2002 and 11th in 2003)

MOST RECEIVING YARDS

Career

- 8,869 Mark Duper (1982-92), 17.4 per catch
- 8,643 Mark Clayton (1983-92), 15.7 per catch
- 7,546 Nat Moore (1974-86), 14.8 per catch
- 5,688 Chris Chambers (2001-07), 14.0 per catch
- 5,074 O.J. McDuffie (1993-01), 12.2 per catch

Season

- 1,389 Mark Clayton (1984), 73 receptions
- 1,313 Mark Duper (1986), 67 receptions
- 1,306 Mark Duper (1984), 71 receptions
- 1,270 Irving Fryar (1994), 73 receptions
- 1,214 Brandon Marshall (2011), 81 receptions
- 1,150 Mark Clayton (1986), 60 receptions
- 1,129 Mark Clayton (1988), 86 receptions
- 1,118 Chris Chambers (2005), 82 receptions
- 1,085 Mark Duper (1991), 70 receptions
- 1,053 Mark Clayton (1991), 70 receptions
- 1,050 O.J. McDuffie (1998), 90 receptions
- 1,037 Tony Martin (1999), 67 receptions
- 1,104 Brandon Marshall (2010), 86 receptions
- 1,011 Mark Clayton (1989), 64 receptions
- 1,010 Irving Fryar (1993), 64 receptions
- 1,003 Mark Duper (1983), 51 receptions

Game

- 238 Chris Chambers (12/4/05 vs. Buffalo), 15 receptions
- 217 Mark Duper (11/10/85 vs. N.Y. Jets), 8 receptions
- 211 Irving Fryar (9/4/94 vs. New England), 5 receptions

- 210 Nat Moore (10/4/81 vs. N.Y. Jets), 7 receptions
- 202 Mark Duper (10/9/83 vs. Buffalo), 7 receptions

MOST RECEIVING YARDS BY ROOKIE

Season

- 883 Chris Chambers (2001), 48 receptions
- 874 Terry Kirby (1993), 75 receptions
- 868 Jack Clancy (1967), 67 receptions

Game

- 148 Terry Kirby (12/19/93 vs. Buffalo), 9 receptions
- 126 Jack Clancy (12/3/67 at Houston), 7 receptions
- 124 Chris Chambers (12/22/01 at New England), 7 receptions

MOST RECEIVING TOUCHDOWNS

Career

- 81 Mark Clayton (1983-92), 550 receptions
- 74 Nat Moore (1974-86), 510 receptions
- 59 Mark Duper (1982-92), 511 receptions
- 43 Chris Chambers (2001-07), 405 receptions
- 33 Paul Warfield (1970-74), 156 receptions

Season

- 18 Mark Clayton (1984), 73 receptions
- 14 Mark Clayton (1988), 86 receptions
- 12 Nat Moore (1977), 52 receptions
- 12 Mark Clayton (1991), 70 receptions
- 11 Karl Noonan (1968), 58 receptions
- 11 Paul Warfield (1971), 43 receptions
- 11 Paul Warfield (1973), 29 receptions
- 11 Mark Duper (1986), 67 receptions
- 11 Chris Chambers (2003), 64 receptions
- 11 Chris Chambers (2005), 82 receptions

Game

- 4 Paul Warfield (12/15/73 vs. Detroit), 21,7,16,4
- 4 Mark Ingram (11/27/94 at N.Y. Jets), 10,17,28,8
- 3 Paul Warfield (11/14/71 vs. Pittsburgh), 12,86,60
- 3 Nat Moore (11/24/77 at St. Louis), 4,9,28
- 3 Mark Clayton (12/17/84 vs. Dallas), 41,39,63
- 3 Mark Duper (12/20/87 at L.A. Rams), 69,5,20
- 3 Mark Duper (12/20/87 vs. Washington), 26,59,6
- 3 Irving Fryar (9/4/94 vs. New England), 54,50,35
- 3 O.J. McDuffie (11/29/98 vs. New Orleans), 22,7,9
- 3 Lamar Thomas (12/21/98 vs. Denver), 9,56,17
- 3 Chris Chambers (11/27/03 at Dallas), 39,6,35

MOST RECEIVING TOUCHDOWNS BY ROOKIE

Season

- 7 Chris Chambers (2001), 48 receptions
- 5 Andre Brown (1989), 24 receptions
- 4 Randy McMichael (2002), 39 receptions
- 3 Jack Harper (1967), 11 receptions
- 3 Jimmy Cefalo (1978), 6 receptions

- 3 Ferrell Edmunds (1988), 33 receptions
- 3 Terry Kirby (1993), 75 receptions
- 3 Brian Hartline (2009), 31 receptions
- 3 Charles Clay (2011), 16 receptions

MOST CONSECUTIVE GAMES WITH RECEIVING TOUCHDOWN

- 6 Paul Warfield (4th through 9th in 1971)
- 6 Mark Clayton (13th through 16th in 1988 and 2nd through 3rd in 1989)

HIGHEST RECEIVING AVERAGE

Career (minimum 100 receptions)

- 21.5 Paul Warfield (1970-74), 156 receptions
- 17.4 Mark Duper (1982-92), 511 receptions
- 16.9 Duriel Harris (1976-83, 1985), 269 receptions

- 16.0 Irving Fryar (1993-95), 199 receptions

Season (minimum 24 receptions)

- 25.1 Paul Warfield (1970), 28/703 yards
- 23.2 Paul Warfield (1971), 43/996 yards
- 21.8 Jimmy Cefalo (1981), 29/631 yards
- 20.9 Paul Warfield (1972), 29/606 yards
- 20.0 Bo Roberson (1966), 26/519 yards

Game (minimum three receptions)

- 52.7 Paul Warfield (11/14/71 vs. Pittsburgh), 3/158
- 42.7 Chris Chambers (10/24/04 vs. St. Louis), 3/128
- 42.2 Irving Fryar (9/4/94 vs. New England), 5/211
- 41.3 Nat Moore (10/10/76 at Baltimore), 3/124
- 40.0 Paul Warfield (10/3/70 vs. Oakland), 3/120

HIGHEST RECEIVING AVERAGE BY ROOKIE

Season (minimum 24 receptions)

- 18.4 Chris Chambers (2001), 48/883 yards
- 17.4 Ferrell Edmunds (1988), 33/575 yards
- 17.1 Andre Brown (1989), 24/410 yards

Game (minimum three receptions)

- 37.7 Chris Chambers (11/11/01 at Indianapolis), 3/113
- 31.3 Brian Hartline (10/25/09 vs. New Orleans), 3/94
- 30.3 Mel Baker (12/15/74 vs. New England), 4/121

MOST 100-YARD RECEIVING GAMES

Career

- 28 Mark Duper (1982-92)
- 22 Mark Clayton (1983-92)
- 17 Chris Chambers (2001-07)
- 12 Nat Moore (1974-86)
- 10 Paul Warfield (1970-74)
- 10 Duriel Harris (1976-83, 1985)
- 10 Irving Fryar (1993-95)

Season

- 8 Mark Duper (1986)
- 6 Mark Clayton (1984)
- 6 Irving Fryar (1994)
- 5 Mark Clayton (1989)
- 5 Tony Martin (1999)
- 5 Brandon Marshall (2011)
- 4 Paul Warfield (1971)
- 4 Duriel Harris (1979)

- 4 Mark Duper (1984)
- 4 Chris Chambers (2004)
- 4 Brandon Marshall (2010)

MOST 100-YARD RECEIVING GAMES BY ROOKIE

- 3 Jack Clancy (1967)
- 3 Chris Chambers (2001)
- 2 Terry Kirby (1993)
- 1 Mel Baker (1974)
- 1 Duriel Harris (1976)
- 1 Ferrell Edmunds (1988)
- 1 Andre Brown (1989)

MOST CONSECUTIVE 100-YARD RECEIVING GAMES

- 4 Irving Fryar (10th through 13th in 1994)
- 3 Mark Clayton (14th through 16th in 1984)
- 3 Mark Duper (3rd through 5th in 1986)
- 3 Chris Chambers (11th through 13th in 2005)

TOTAL YARDS FROM SCRIMMAGE

(rushing/receiving)

Career

- 8,859 Mark Duper (1982-92), -10/8,869
- 8,751 Mark Clayton (1983-92), 108/8,643
- 7,867 Ricky Williams (2002-03, 2005, 2007-10), 6,436/1431
- 7,795 Nat Moore (1974-86), 249/7,546
- 7,425 Larry Csonka (1968-74, 1979), 6,737/688

Season

- 2,216 Ricky Williams (2002), 1,853/363
- 1,723 Ricky Williams (2003), 1,372/351
- 1,450 Delvin Williams (1978), 1,258/192
- 1,424 Mark Clayton (1984), 351/389
- 1,385 Ricky Williams (2009), 1,121/264

Game

- 252 Troy Stradford (11/22/87 at Dallas), 169/83
- 238 Chris Chambers (12/4/05 vs. Buffalo), 0/238
- 235 Ricky Williams (12/1/02 at Buffalo), 228/7
- *227 Lamar Smith (12/30/00 vs. Indianapolis), 209/18
- 217 Mark Duper (11/10/85 vs. N.Y. Jets), 0/217

By Rookie, Season

- 1,264 Terry Kirby (1993), 390/874
- 1,255 Karim Abdul-Jabbar (1996), 1,116/139
- 1,139 Ronnie Brown (2005), 907/232
- 1,076 Troy Stradford (1987), 619/457
- 1,043 Jim Kiick (1968), 621/422

COMBINED YARDAGE

(rushing/receiving/returns)

Career

- 9,276 Mark Clayton (1983-92), 108/8,643/525
- 8,950 Nat Moore (1974-86), 248/7,547/1,155
- 8,859 Mark Duper (1982-92), -10/8,869/0
- 8,752 Tony Nathan (1979-87), 3,543/3,592/1,617
- 8,353 O.J. McDuffie (1993-01), 49/5,074/3,230

Season

- 2,216 Ricky Williams (2002), 1,853/363/0
- 2,208 Wes Welker (2005), 5/434/1,769
- 2,129 Wes Welker (2006), 0/687/1,442
- 2,086 Ted Ginn, Jr. (2007) 3/420/1,663
- 1,777 Wes Welker (2004), 0/0/1,777

Game

- 302 Mercury Morris (11/1/70 at Baltimore) 8-89/3-68/6-145
- 299 Ted Ginn, Jr. (11/1/09 at N.Y. Jets), 0-0, 0-0, 6-299
- 297 Wes Welker (10/16/05 at Tampa Bay) 0-0/3-97/10-200
- *280 O.J. McDuffie (12/30/95 at Buffalo) 1-9/11-154/6-117
- 258 Wes Welker (10/21/05 vs. Kansas City) 0-0/2-41/9-217

By Rookie, Season

- 2,086 Ted Ginn, Jr. (2007) 3/420/1,663
- 1,777 Wes Welker (2004), 0/0/1,777
- 1,683 Chris Chambers (2001), -11/883/811

PUNTING

MOST PUNTS

Career

- 633 Larry Seiple (1967-77), 25,347 yards
- 555 Reggie Roby (1983-92), 24,035 yards
- 377 Brandon Fields (2007-11), 17,227 yards
- 339 Matt Turk (2000-01, 2003-04), 13,910 yards

Season

- 98 Matt Turk (2004), 41.7 average
- 93 Klaus Wilmsmeyer (1998), 42.5 average
- 92 Matt Turk (2000), 42.1 average
- 88 Donnie Jones (2005), 43.5 average
- 85 Donnie Jones (2006), 42.8 average

Game

- 11 Matt Turk (12/7/03 at New England), 406 yards
- 10 George Wilson, Jr. (9/9/66 vs. N.Y. Jets), 483 yards
- 10 George Roberts (10/12/80 at New England), 445 yards
- 10 Klaus Wilmsmeyer (9/20/98 vs. Pittsburgh), 458 yards
- 10 Matt Turk (9/19/04 at Cincinnati), 400 yards
- 10 Donnie Jones (12/25/06 vs. N.Y. Jets), 427 yards
- 10 Brandon Fields (12/23/07 at New England), 446 yards
- 10 Brandon Fields (12/12/10 at N.Y. Jets), 564 yards

HIGHEST GROSS PUNTING AVERAGE

Career (minimum 120 punts)

- 45.7 Brandon Fields (2007-11), 377 punts
- 44.2 John Kidd (1994-97), 201 punts
- 43.3 Reggie Roby (1983-92), 555 punts
- 43.2 Donnie Jones (2005-06), 173 punts
- 41.0 George Roberts (1978-80), 237 punts
- 41.0 Matt Turk (2000-01, 2003-04), 339 punts

Season (minimum 40 punts)

- 48.8 Brandon Fields (2011), 78 punts
- 46.295 John Kidd (1996), 78 punts
- 46.293 Brandon Fields (2009), 75 punts

- 46.15 Brandon Fields (2010), 73 punts
- 45.7 Reggie Roby (1991), 54 punts

Game (minimum 4 punts)

- 58.5 Reggie Roby (9/28/86 vs. San Francisco), 4-234 yards
- 56.4 Brandon Fields (12/12/10 at N.Y. Jets), 10-564
- 55.5 Brandon Fields (12/4/11 vs. Oakland), 4-222
- 54.4 John Kidd (10/27/96 vs. Dallas), 5-272 yards
- 53.8 Reggie Roby (10/20/91 vs. Houston), 4-215 yards

HIGHEST NET PUNTING AVERAGE

Season (since 1982)

- 41.1 Brandon Fields (2011), 78 punts
- 39.8 Brandon Fields (2009), 75 punts
- 39.3 Donnie Jones (2005), 88 punts
- 38.8 John Kidd (1996), 78 punts

LONGEST PUNTS

- 77 Reggie Roby (11/29/87 at Buffalo), net 77
- 77 Matt Turk (11/25/01 at Buffalo), touchback
- 73 Larry Seiple (11/14/71 vs. Pittsburgh), touchback
- 73 Reggie Roby (9/28/86 vs. San Francisco), touchback
- 73 Reggie Roby (10/5/86 at New England), net 73
- 71 George Roberts (11/2/80 at Oakland), net 62
- 71 Brandon Fields (11/2/08 at Denver), touchback

MOST INSIDE-THE-20

Season (since 1982)

- 32 Brandon Fields (2011), 78 punts
- 31 Donnie Jones (2005), 88 punts
- 31 Brandon Fields (2010), 73 punts
- 29 Matt Turk (2004), 98 punts
- 28 Matt Turk (2001), 81 punts
- 28 Donnie Jones (2006), 85 punts

PUNT RETURNS

MOST PUNT RETURNS

Career

- 127 Jake Scott (1970-75)
- 127 O.J. McDuffie (1993-01)
- 127 Wes Welker (2004-06)
- 111 Davone Bess (2008-11)
- 79 Tom Vigorito (1981-85)

Season

- 43 Wes Welker (2004), 10.8 average
- 43 Wes Welker (2005), 9.1 average
- 41 Mark Clayton (1983), 9.6 average
- 41 Wes Welker (2006), 9.2 average

Game

- 7 Mercury Morris (10/19/69 at Kansas City), 17.6 average
- 7 Lamont Brightfuf (9/19/04 at Cincinnati), 11.1 average
- 6 Davone Bess (11/20/11 at Buffalo), 8.8 average

- 6 Davone Bess (12/18/11 vs. Buffalo), 16.8 average
- 6 Jake Scott (11/10/74 at New Orleans), 16.5 average
- 6 Freddie Solomon (12/5/77 vs. Baltimore), 9.3 average
- 6 Tom Vigorito (11/30/81 vs. Philadelphia), 12.2 average
- 6 Mark Clayton (11/20/83 vs. Baltimore), 16.2 average
- 6 Vince Heflin (9/23/84 vs. Indianapolis), 12.7 average
- *6 Nate Jacquet (1/9/00 at Seattle), 10.5 avg.
- 6 Wes Welker (12/5/04 vs. Buffalo), 8.5 avg.

MOST PUNT RETURN YARDS

Career

- 1,330 Jake Scott (1970-75)
- 1,232 Wes Welker (2004-06)
- 1,127 O.J. McDuffie (1993-01)
- 1,166 Davone Bess (2008-11)
- 830 Tom Vigorito (1981-85)

Season

- 464 Wes Welker (2004), 10.8 average
- 442 Davone Bess (2011), 11.9 average
- 392 Mark Clayton (1983), 9.6 average
- 390 Wes Welker (2005), 9.1 average

Game

- 123 Mercury Morris (10/19/69 at Kansas City), 7 returns
- 114 O.J. McDuffie (12/13/93 vs. Pittsburgh), 5 returns
- 106 James Pruitt (9/14/86 vs. Indianapolis), 2 returns

MOST PUNT RETURN TOUCHDOWNS

Career

- 2 Freddie Solomon (1975-77)
- 2 Tom Vigorito (1981-85)
- 2 O.J. McDuffie (1993-01)

Season

- 2 O.J. McDuffie (1993)

LONGEST PUNT RETURNS

- 87t Tom Vigorito (9/10/81 vs. Pittsburgh)
- 87t Ted Ginn, Jr. (11/18/07 at Philadelphia)
- 86t Tony Nathan (10/14/79 vs. Buffalo)
- 81t Jeff Ogden (10/29/00 vs. Green Bay)
- 79t Freddie Solomon (12/5/76 vs. Buffalo)
- 77t Jake Scott (11/22/70 vs. Baltimore)
- 72t O.J. McDuffie (12/13/93 vs. Pittsburgh)
- 71t James Pruitt (9/14/86 vs. Indianapolis)
- 71t O.J. McDuffie (10/24/93 vs. Indianapolis)
- 71 Wes Welker (12/20/04 vs. New England)

HIGHEST PUNT RETURN AVERAGE

Career (minimum 50 returns)

- 13.7 Jeff Ogden (2000-01), 51 returns
- 11.4 Freddie Solomon (1975-77), 71 returns
- 10.506 Tom Vigorito (1981-85), 79 returns
- 10.505 Davone Bess (2008-11), 79 returns
- 10.472 Jake Scott (1970-75), 127 returns

Season (minimum 15 returns)

- 17.0 Jeff Ogden (2000), 19 returns
- 12.5 Nate Jacquet (1999), 28 returns
- 12.3 Freddie Solomon (1975), 26 returns

12.2 Terrell Buckley (1998), 29 returns

12.1 Jake Scott (1973), 22 returns

Game (minimum 4 returns)

22.8 O.J. McDuffie (12/13/93 vs. Pittsburgh),
5-114 yards

21.5 O.J. McDuffie (10/24/93 vs. Indianapolis),
4-86 yards

21.5 Nate Jacquet (10/17/99 at New England),
4-86 yards

18.8 Charlie Babb (11/23/75 vs. Baltimore),
4-75 yards

MOST FAIR CATCHES

Career

91 O.J. McDuffie (1993-01)

67 Davone Bess (2008-11)

64 Wes Welker (2004-06)

55 Jake Scott (1970-75)

30 Scott Miller (1991-94)

Season

29 Wes Welker (2006)

24 O.J. McDuffie (1996)

24 Davone Bess (2011)

23 Wes Welker (2005)

22 O.J. McDuffie (1993)

Game

6 Jake Scott (12/20/70 vs. Buffalo)

KICKOFF RETURNS

MOST KICKOFF RETURNS

Career

166 Wes Welker (2004-06)

147 Ted Ginn, Jr. (2007-09)

123 Fulton Walker (1981-85)

111 Mercury Morris (1969-75)

107 Brock Marion (1998-03)

Season

63 Ted Ginn, Jr. (2007), 22.7 average

62 Brock Marion (1999), 24.6 average

61 Wes Welker (2005), 22.6 average

57 Wes Welker (2004), 23.0 average

52 Ted Ginn, Jr. (2009), 24.9 average

Game

8 Ted Ginn, Jr. (12/2/07 vs. N.Y. Jets),
24.8 average)

8 Ted Ginn, Jr. (11/23/08 vs. New
England), 19.3 avg.)

7 Nine times (last – Wes Welker,
10/21/05 at Kansas City, 23.1 avg.)

MOST KICKOFF RETURN YARDS

Career

3,756 Wes Welker (2004-06)

3,386 Ted Ginn, Jr. (2007-09)

2,947 Mercury Morris (1969-75)

2,944 Fulton Walker (1981-85)

2,517 Brock Marion (1998-03)

Season

1,524 Brock Marion (1999), 24.6 average

1,433 Ted Ginn, Jr. (2007), 22.7 average

1,379 Wes Welker (2005), 22.6 average

1,313 Wes Welker (2004), 23.0 average

1,296 Ted Ginn, Jr. (2009), 24.9 average

Game

299 Ted Ginn, Jr. (11/1/09 at N.Y. Jets),
long 101t

215 Travis Minor (10/13/02 at Denver), long 66

210 Wes Welker (1/2/05 at Baltimore), long 95t

205 Albert Johnson (9/29/02 at Kansas City),
long 49

204 Gene Milton (9/21/68 vs. Oakland), long
73

MOST KICKOFF RETURN TOUCHDOWNS

Career

3 Mercury Morris (1969-75)

2 Ted Ginn, Jr. (2007-09)

1 by four players (last – Wes Welker,
1/2/05 at Baltimore)

Season

2 Ted Ginn, Jr. (2009)

1 Seven times (last – Wes Welker, 1/2/05
at Baltimore)

Game

2 Ted Ginn, Jr. (11/1/09 at N.Y. Jets), 100,
101 yards

1 Seven times (last – Wes Welker, 1/2/05
at Baltimore)

LONGEST KICKOFF RETURNS

105t Mercury Morris (9/14/69 at Cincinnati)

101t Ted Ginn, Jr. (11/1/09 at N.Y. Jets)

100t Ted Ginn, Jr. (11/1/09 at N.Y. Jets)

**98t Fulton Walker (1/30/83 vs. Washington)

97t Marc Logan (10/1/89 at Houston)

96t Mercury Morris (12/6/70 vs. Boston)

95t Joe Auer (9/2/66 vs. Oakland)

95 Bobby Neff (9/14/68 vs. Houston)

95t Wes Welker (1/2/05 at Baltimore)

HIGHEST KICKOFF RETURN AVERAGE

Career (minimum 50 returns)

26.5 Mercury Morris (1969-75), 111 returns

25.3 Duriel Harris (1976-83, 1985), 56 returns

23.9 Fulton Walker (1981-85), 123 returns

Season (minimum 14 returns)

32.9 Duriel Harris (1976), 17 returns, 559 yards

29.6 Gary Davis (1977), 14 returns, 414 yards

29.0 Mercury Morris (1970), 28 returns, 812
yards

Game (minimum 4 returns)

49.8 Ted Ginn, Jr. (11/1/09 at N.Y. Jets), 6-299

**47.5 Fulton Walker (1/30/83 vs. Washington),
4-190

42.8 Freddie Solomon (10/9/77 at Baltimore),
4-171

INTERCEPTIONS

MOST INTERCEPTIONS

Career

35 Jake Scott (1970-75)

34 Dick Anderson (1968-77)

31 Sam Madison (1997-05)

29 Glenn Blackwood (1979-87)

29 Patrick Surtain (1998-04)

Season

10 Dick Westmoreland (1967), 127 yards

8 Willie West (1966), 62 yards

8 Dick Anderson (1968), 230 yards

8 Dick Anderson (1970), 191 yards

8 Dick Anderson (1973), 163 yards

8 Jake Scott (1974), 75 yards

8 Terrell Buckley (1998), 157 yards

- 8 Sam Madison (1998), 114 yards
- Game**
- 4 Dick Anderson (12/3/73 vs. Pittsburgh), 121 yards
- 3 Willie West (10/23/66 at Houston), 49 yards
- 3 Dick Westmoreland (1/26/67 vs. Buffalo), 43 yards
- 3 Charlie Babb (9/22/75 vs. Oakland), 18 yards
- 3 Curtis Johnson (11/9/75 vs. N.Y. Jets), 25 yards
- 3 Larry Gordon (12/10/78 vs. Oakland), 35 yards
- *3 A.J. Duhe (1/23/83 vs. N.Y. Jets), 36 yards
- 3 William Judson (10/16/83 at N.Y. Jets), 23 yards
- 3 Louis Oliver (10/4/92 at Buffalo), 170 yards
- 3 Sam Madison (11/7/99 vs. Tennessee), 101 yards

MOST INTERCEPTIONS BY ROOKIE

Season

- 8 Dick Anderson (1968), 230 yards
- 5 Lloyd Mumphord (1969), 102 yards
- 5 Jake Scott (1970), 112 yards
- 5 Don McNeal (1980), 17 yards

Game

- 2 Dick Anderson (11/24/68 at Boston), 109 yards
- 2 Jake Scott (12/7/69 vs. Denver), 0 yards
- 2 Don McNeal (10/12/80 at New England), 2 yards
- 2 Jarvis Williams (10/9/88 at L.A. Raiders), 23 yards

MOST CONSECUTIVE GAMES WITH INTERCEPTION

- 5 Dick Westmoreland (9th through 13th in 1967)

MOST INTERCEPTION RETURN YARDS

Career

- 792 Dick Anderson (1968-77), 23.3 average
- 569 Louis Oliver (1989-93, 1995-96), 23.7 average
- 487 Sam Madison (1997-05), 15.7 average
- 431 Brock Marion (1998-03), 21.6 average
- 425 Jake Scott (1970-75), 12.1 average
- 425 Terrell Buckley (1995-99, 2003), 17.7 average

Season

- 230 Dick Anderson (1968), 8 for 28.8 average
- 227 Brock Marion (2001), 5 for 45.4 average
- 200 Louis Oliver (1992), 5 for 40.0 average
- 198 Jimmy Warren (1966), 5 for 39.6 average

Game

- 170 Louis Oliver (10/4/92 at Buffalo), 3 interceptions
- 121 Dick Anderson (12/3/73 vs. Pittsburgh), 4 interceptions
- 109 Dick Anderson (11/24/68 at Boston), 2 interceptions

LONGEST INTERCEPTION RETURNS

- 103t Louis Oliver (10/4/92 at Buffalo), Jim Kelly

- 100t Brock Marion (1/6/02 vs. Buffalo), Travis Brown
- 96t Dick Anderson (11/24/68 at Boston), Tom Sherman
- 91t Terrell Buckley (10/13/96 at Buffalo), Jim Kelly
- 86t Dick Anderson (12/20/70 vs. Buffalo), Dennis Shaw
- 86t William Judson (60t), Mike Kozlowski (26, lateral), (9/9/84 vs. New England), Steve Grogan
- 76t Troy Vincent (58t), Gene Atkins (18, lateral), (12/12/94 vs. Kansas City), Steve Bono
- 74t Terrell Buckley (12/21/03 at Buffalo), Drew Bledsoe
- 70t Jimmy Warren (11/13/66 at Kansas City), Len Dawson
- 70 Sammy Knight (11/27/03 at Dallas), Quincy Carter
- 67t Troy Vincent (9/3/95 vs. N.Y. Jets), Boomer Esiason
- *62t Dick Anderson (1/2/72 vs. Baltimore), John Unitas
- 62 Brock Marion (9/22/02 vs. N.Y. Jets), Chad Pennington
- 61t William Judson (9/8/85 at Houston), Warren Moon
- 61t Calvin Jackson (11/25/96 vs. Pittsburgh), Mike Tomczak
- 61 Terrell Buckley (12/13/98 vs. N.Y. Jets), Vinny Testaverde

TOUCHDOWN INTERCEPTIONS

Career

- 4 Zach Thomas (1996-2007)
- 3 Dick Anderson (1968-77)
- 3 Terrell Buckley (1995-99, 2003)
- 3 Jason Taylor (1997-2007, 2009, 2011)
- 2 Dick Westmoreland (1966-69)
- 2 Jimmy Warren (1966-67)
- 2 Bill Stanfill (1969-76)
- 2 Lloyd Mumphord (1969-74)
- 2 Mike Kozlowski (1979-86)
- 2 Don McNeal (1980-89)
- 2 William Judson (1982-89)
- 2 Louis Oliver (1989-93, 1995-96)
- 2 Troy Vincent (1992-95)
- 2 Sam Madison (1997-2005)
- 2 Brock Marion (1998-2003)
- 2 Patrick Surtain (1998-2004)

Season

- 2 Bill Stanfill (1969), 15, 17 yards
- 2 Dick Anderson (1973), 27, 38 yards
- 2 Mike Kozlowski (1983), 35, 38 yards
- 2 Zach Thomas (1998), 17, 1 yards
- 2 Brock Marion (2001), 26, 100 yards
- 2 Jason Taylor (2006), 20, 51 yards

Game

- 2 Dick Anderson (12/3/73 vs. Pittsburgh)
- 2 Mike Kozlowski (12/16/83 vs. N.Y. Jets)

SACKS

MOST SACKS

Career

- 131 Jason Taylor (1997-2007, 2009, 2011)
- 67½ Bill Stanfill (1969-76)

- 65½ Doug Betters (1978-87)
- 64 Vern Den Herder (1971-81)
- 59½ Jeff Cross (1988-95)

Season

- 18½ Bill Stanfill (1973)
- 18½ Jason Taylor (2002)
- 17½ Joey Porter (2008)
- 16½ Trace Armstrong (2000)
- 16 Doug Betters (1983)

Game

- 5 Bill Stanfill (10/7/73 vs. N.Y. Jets)
- 5 Vern Den Herder (10/21/73 vs. Buffalo)
- 5 Bill Stanfill (11/17/74 vs. Buffalo)
- 4 Vern Den Herder (9/22/74 at Buffalo)
- 4 Vern Den Herder (11/11/79 vs. Baltimore)
- 4 Doug Betters (9/4/83 at Buffalo)
- 4 E.J. Junior (10/6/91 at New England)
- 4 Joey Porter (9/21/08 at New England)

MOST SACKS BY ROOKIE

Season

- 8 Bill Stanfill (1969)
- 8 Lorenzo Bromell (1998)
- 7 A.J. Duhe (1977)
- 6 Marco Coleman (1992)
- 5 Derrick Rodgers (1997)
- 5 Jason Taylor (1997)

Game

- 3 A.J. Duhe (11/6/77 at N.Y. Jets)
- 3 Marco Coleman (10/25/92 vs. Indianapolis)
- 2 Bill Stanfill (10/26/69 vs. Buffalo)
- 2 Bob Baumhower (11/20/77 at Cincinnati)
- 2 A.J. Duhe (12/11/77 at New England)
- 2 Doug Betters (10/29/78 vs. Baltimore)
- 2 Charles Bowser (1/2/83 at Baltimore)
- 2 John Bosa (12/17/87 vs. N.Y. Jets)
- 2 Marco Coleman (11/1/92 at N.Y. Jets)
- 2 Shane Burton (12/1/96 at Oakland)
- 2 Derrick Rodgers (10/12/97 at N.Y. Jets)
- 2 Lorenzo Bromell (9/13/98 vs. Buffalo)
- 2 Lorenzo Bromell (11/29/98 vs. New Orleans)

FUMBLES

MOST FUMBLES

Career

- 106 Dan Marino (1983-99)
- 52 Bob Griese (1967-80)
- 34 Tony Nathan (1979-87)
- 30 Ricky Williams (2002-03, 2005, 2007-10)
- 29 Mercury Morris (1969-75)

Season

- 13 Gus Frerotte (2005)
- 10 A.J. Feeley (2004)
- 9 Bob Griese (1971)
- 9 Tony Nathan (1980)
- 9 Dan Marino (1985)
- 9 Dan Marino (1986)
- 9 Dan Marino (1994)
- 9 Dan Marino (1998)
- 9 Jay Fiedler (2004)
- 8 Six times (last – Ray Lucas, 2002)

Game

- 4 Craig Erickson (10/6/96 vs. Seattle)
- 3 11 times (last: Ricky Williams, 12/13/09 at Jacksonville)

MOST FUMBLES BY ROOKIE

Season

- 8 Tony Nathan (1979)
- 7 Scott Schwedes (1987)
- 7 John Beck (2007)

Game

- 3 Rick Norton (9/9/66 vs. N.Y. Jets)
- 3 Scott Schwedes (12/13/87 at Philadelphia)
- 3 John Beck (12/2/07 vs. N.Y. Jets)

MOST OWN FUMBLE RECOVERIES

Career

- 38 Dan Marino (1983-99)
- 23 Bob Griese (1967-80)

Season

- 7 Dan Marino (1988)
- 6 Bob Griese (1971)
- 4 Rick Norton (1969)
- 4 Dan Marino (1986)
- 4 Gus Frerotte (2005)

Game

- 3 Rick Norton (11/9/69 at Boston)
- 3 Craig Erickson (10/6/96 vs. Seattle)
- 3 Lamont Brightful (9/19/04 at Cincinnati)
- 3 Cleo Lemon (12/9/07 at Buffalo)

MOST OPPONENT FUMBLE RECOVERIES

Career

- 27 Jason Taylor (1997-2007, 2009, 2011)
- 17 Dick Anderson (1968-77)
- 17 Bob Baumhower (1977-86)
- 14 Vern Den Herder (1971-81)
- 12 Larry Gordon (1976-82)

Season

- 6 Dick Anderson (1972)
- 5 Bud Brown (1985)
- 4 11 times (last – Jason Taylor, 2001)

Game

- 2 Tom Nomina (11/13/66 at Kansas City), 0 yards
- 2 Art Powell (10/18/70 at Buffalo), 0 yards
- 2 Jim Riley (11/7/76 vs. Buffalo), 0 yards
- 2 Jeris White (11/28/76 at Cleveland), 0 yards
- 2 Bob Baumhower (12/11/77 at New England), 0 yards
- 2 Tim Foley (11/29/79 vs. New England), 2 yards
- 2 Glenn Blackwood (10/19/80 vs. Buffalo), 0 yards
- 2 Doug Betters (11/6/83 at San Francisco), 0 yards
- 2 Bud Brown (9/8/85 vs. Houston), 6 yards
- 2 Bryan Cox (10/31/93 vs. Kansas City), 1 yard
- 2 Jason Taylor (10/7/01 vs. New England), 1 yard, 1 TD

FUMBLE RETURNS FOR TOUCHDOWNS

- 85t Jason Taylor (9/11/05 vs. Denver), Jake Plummer
- 59t Trell Hooper (10/11/87 vs. Kansas City), Robert Parker
- 55t Liffort Hobley (10/11/87 vs. Kansas City), Chris Smith

- 48t Renaldo Hill (11/19/06 vs. Minnesota),
Chester Taylor
- 48t Jason Taylor (11/1/09 at N.Y. Jets), Shonn
Greene
- 44t Don Bessillieu (10/19/80 vs. Buffalo),
Joe Cribbs
- 43t Michael Lehan (12/2/07 vs. N.Y. Jets),
Kellen Clemens
- 37t Pat Johnson (12/24/95 at St. Louis),
Todd Kinchen
- 35t Dick Anderson (10/15/72 vs. San Diego),
Mike Garrett
- 34t Jason Taylor (11/27/03 at Dallas), Quincy
Carter
- 29t Jason Taylor (10/1/00 at Cincinnati),
Akili Smith
- 25t Mike Kozlowski (12/6/81 vs. New
England), Sam Cunningham
- 22t Terrell Buckley (10/27/97 vs. Chicago),
Ricky Proehl
- 21t Bob Baumhower (10/7/84 at Pittsburgh),
Mark Malone
- 20t Sam Madison (10/8/00 vs. Buffalo),
Sammy Morris
- 19t Liffort Hobley (10/9/88 at L.A. Raiders),
Vance Mueller
- 15t Jimmy Warren off lateral from Bob Neff,
(12/17/67 vs. Boston), Jim Nance
- 13t Nick Buoniconti (9/30/73 vs. New
England), John Tarver
- 13t Bob Baumhower (10/9/78 vs. Cincinnati),
Dave Turner
- 13t Brian Sochia (12/30/90 vs. Indianapolis),
Jeff George
- 10t Willie West (10/6/68 at Houston), Bob
Davis
- 10t Sean Hill (9/1/96 vs. New England),
Louis Oliver
- 7t Bob Brudzinski (10/27/85 at Detroit),
Eric Hipple
- 4t O.J. McDuffie (10/12/97 at N.Y. Jets),
Charles Jordan
- 4t Jason Taylor (9/13/99 at Denver), Brian
Griese
- 2t Randy McMichael (10/12/03 at
Jacksonville), Obafemi Ayanbadejo
- 1t Cliff Odom (10/28/90 at Indianapolis),
Jack Trudeau
- 1t Jason Taylor (10/7/01 vs. New England),
Tom Brady
- 1t Derrick Pope (11/28/04 at San Francisco),
Tim Rattay
- 0t Chuck Klingbeil (9/22/91 vs. Green
Bay), Don Majkowski
- 0t Scott Miller (9/1/96 vs. New England),
Stanley Pritchett
- 0t Tim Bowens (11/30/97 at Oakland),
Jeff George
- 0t Travis Minor (10/28/01 at Seattle), Jay
Fiedler
- 0t Trent Gamble (9/8/02 vs. Detroit),
Chris Cash
- 0t Koa Misi (9/19/10 at Minnesota), Brett
Favre

TOUCHDOWN FUMBLE RETURNS

Career

- 6 Jason Taylor (1997-2007, 2009, 2011)
2 Bob Baumhower (1977-86)
2 Liffort Hobley (1987-93)

TAKEAWAYS

(interceptions/fumble recoveries)

MOST TAKEAWAYS

Career

- 51 Dick Anderson (1968-77), 34 INTs, 17 FRs
42 Jake Scott (1970-75), 35 INTs, 7 FRs
41 Glenn Blackwood (1979-87), 29 INTs,
12 FRs
35 Sam Madison (1997-05), 31 INTs, 4 FRs
35 Jason Taylor (1997-2007, 2009, 2011), 8
INTs, 27 FRs

Season

- 11 Dick Anderson (1970), 8 INTs, 3 FRs
11 Jake Scott (1974), 8 INTs, 3 FRs
10 Dick Westmoreland (1967), 10 INTs
9 Dick Anderson (1968), 8 INTs, 1 FR
9 Dick Anderson (1972), 3 INTs, 6 FRs
9 Terrell Buckley (1998), 8 INTs, 1 FR

Game

- 4 Dick Anderson (12/3/73 vs. Pittsburgh),
4 INTs
4 Jeris White (11/26/76 at Cleveland), 2
INTs, 2 FRs

MOST TAKEAWAYS BY ROOKIE

Season

- 9 Dick Anderson (1968), 8 INTs, 1 FR
7 Lloyd Mumphord (1969), 5 INTs, 2 FRs
7 Curtis Johnson (1970), 3 INTs, 4 FRs
7 Jarvis Williams (1988), 4 INTs, 3 FRs

Game

- 3 Lloyd Mumphord (12/7/69 vs. Denver),
2 INTs, 1 FR

BLOCKED KICKS

MOST BLOCKED KICKS

Career

- 9 Curtis Johnson (1970-78), 6 FGs, 2
Punts, 1 PAT
8 Lloyd Mumphord (1969-74), 7 FGs, 1
Punt
5 Vern Den Herder (1971-81), 4 FGs, 1
Punt
5 William Judson (1982-89), 3 FGs, 2
Punts
5 Jeff Cross (1988-95), 3 FGs, 1 Punt, 1
PAT

Season

- 4 Wahoo McDaniel (1966), 1 FG, 3 PATs
3 Frank Cornish (1970), 2 FGs, 1 PAT
3 Curtis Johnson (1972), 1 FG, 2 Punts
3 Shane Burton (1998), 3 FGs

MOST BLOCKED FIELD GOALS

Career

- 7 Lloyd Mumphord (1969-74)
6 Curtis Johnson (1970-78)
4 Vern Den Herder (1971-81)
4 Bob Baumhower (1977-86)

Season

- 3 Shane Burton (1998)
- 2 Ten times, last 1984

BLOCKED FIELD GOAL RETURNS FOR TD

- 51t Lloyd Mumphord (12/6/70 vs. Boston), Gino Capelletti
- 47t Curtis Johnson (12/19/71 vs. Green Bay), Tim Webster

LONGEST SHORT FIELD GOAL RETURNS

- 50 Jake Scott (12/6/70 vs. Boston), Gino Capelletti

MOST BLOCKED PUNTS

Career

- 3 Tim Foley (1970-80)
- 2 Curtis Johnson (1970-78)
- 2 William Judson (1982-89)
- 2 Marc Logan (1989-91)

Season

- 2 Curtis Johnson (1972)
- 2 Tim Foley (1973)
- 2 Marc Logan (1991)

BLOCKED PUNT RETURNS FOR TD

- 19t Mark Higgs (10/18/90 vs. New England), Brian Hansen
- 8t Tim Foley (11/11/73 vs. Baltimore), David Lee
- *5t Charlie Babb (12/24/72 vs. Cleveland), Don Cockroft
- 5t Tim Foley (11/11/73 vs. Baltimore), David Lee
- 0t Lex Hilliard (11/20/11 vs. Buffalo),

MOST BLOCKED POINTS AFTER TOUCHDOWNS

Career

- 3 Wahoo McDaniel (1966-68)
- 3 Doug Betters (1978-87)

TEAM RECORDS

* - Playoff Game ** - Super Bowl

- Record includes game of 10/28/07 played at London's Wembley Stadium that was designated as a home game

CHAMPIONSHIPS

SUPER BOWL:

- 2 1972, 1973

AMERICAN FOOTBALL CONFERENCE:

- 5 1971, 1972, 1973, 1982, 1984

AFC EASTERN DIVISION:

- 13 1971, 1972, 1973, 1974, 1979, 1981, 1983, 1984, 1985, 1992, 1994, 2000, 2008

PLAYOFF BERTHS:

- 22 1970, 1971, 1972, 1973, 1974, 1978, 1979, 1981, 1982, 1983, 1984, 1985, 1990, 1992, 1994, 1995, 1997, 1998, 1999, 2000, 2001, 2008

GAMES

REGULAR-SEASON RECORD: 400-300-4 (.571)

PLAYOFF RECORD: 20-20 (.500)

OVERALL RECORD: 420-320-4 (.567)

HOME REGULAR-SEASON RECORD:

227-120-3 (.653)#

SUN LIFE STADIUM REGULAR-SEASON RECORD: 117-81 (.591)

HOME PLAYOFF RECORD: 15-7 (.682)

SUN LIFE STADIUM PLAYOFF RECORD:

5-3 (.625)

HOME OVERALL RECORD: 242-127-3 (.655)#

SUN LIFE STADIUM OVERALL RECORD:

122-84 (.592)

ROAD REGULAR-SEASON RECORD:

173-180-1 (.490)

ROAD PLAYOFF RECORD: 5-13 (.278)

ROAD OVERALL RECORD: 178-193-1 (.480)

MOST WINS IN A SEASON:

17 in 1972 (14 regular season, 3 playoffs)

16 in 1984 (14 regular season, 2 playoffs)

BEST SEASON WINNING PERCENTAGE:

1.000 in 1972 (14-0 regular season, 3-0 playoffs)

FEWEST WINS IN A SEASON: 1 in 2007

LOWEST SEASON WINNING PERCENTAGE:

.063 in 2007 (1-15)

CONSECUTIVES

MOST WINS:

18 1st in 1972 through 1st in 1973

MOST REGULAR-SEASON WINS:

16 14th in 1971 through 1st in 1973

16 12th in 1983 through 11th in 1984

MOST HOME WINS:

31 10/17/71 through 12/15/74

MOST REGULAR-SEASON HOME WINS:

27 10/17/71 through 12/15/74

MOST ROAD WINS:

9 9/17/72 through 1/14/73

MOST REGULAR-SEASON ROAD WINS:

7 9/17/72 through 12/10/72

7 12/4/83 through 11/4/84

MOST WINS IN A SERIES:

20 vs. Buffalo, 1970-79

MOST PRESEASON WINS:

11 5th in 1975 through 3rd in 1977

MOST LOSSES:

16 14th in 2006 through 13th in 2007

MOST REGULAR-SEASON LOSSES:

16 14th in 2006 through 13th in 2007

MOST HOME LOSSES:

7 12/25/06 through 12/2/07

7 11/18/10 through 10/23/11

MOST ROAD LOSSES:

11 12/17/06 through 9/14/08

MOST LOSSES IN A SERIES:

8 vs. N.Y. Jets, 1966-69

8 vs. N.Y. Jets, 1998-2001

MOST PRESEASON LOSSES:

7 5th in 1988 through 2nd in 1990

SCORING

MOST POINTS SCORED

Season 513 1984

Game 55 11/24/77 at St. Louis

FEWEST POINTS SCORED

Season 198 1982, 9 games

213 1966

Game 0 19 times, last 11/18/10 vs.
Chicago

MOST POINTS ALLOWED

Season 437 2007

407 1967

Game *62 1/15/00 at Jacksonville

58 9/18/66 at Buffalo

51 9/21/86 at N.Y. Jets

50 9/7/86 at San Diego

FEWEST POINTS ALLOWED

Season 131 1982, 9 games

150 1973, 14 games

Game 0 25 times, last 12/10/06 vs.
New England

MOST POINTS, BOTH TEAMS

Game 96 at N.Y. Jets 51, Miami 45, ot
(9/21/86)

81 Buffalo 47, at Miami 34

(12/19/93)

80 New Orleans 46, Miami 34
(10/25/09)

*79 San Diego 41, at Miami 38, ot
(1/2/82)

79 L.A. Raiders 45, at Miami 34
(12/2/84)

79 at Miami 41, Tampa Bay 38
(10/20/85)

FEWEST POINTS, BOTH TEAMS

Game 3 at New England 3, Miami 0
(12/12/82)

3 at Pittsburgh 3, Miami 0
(11/26/07)

9 New England 6, at Miami 3
(11/20/88)

12 at Miami 9, Kansas City 3
(10/20/74)

12 Miami 12, at Buffalo 0 (9/4/83)

12 at New England 12, Miami 0
(12/7/03)

MOST DECISIVE WIN

Game 52 52-0 vs. New England
(11/12/72)

44 44-0 vs. Baltimore (11/11/73)

43 43-0 at N.Y. Jets (10/19/75)

42 45-3 vs. N.Y. Jets (11/24/86)

42 42-0 vs. Kansas City (10/11/87)

MOST DECISIVE LOSS

Game *55 62-7 at Jacksonville (1/15/00)

45 48-3 vs. Kansas City (9/28/68)

41 41-0 at Kansas City (10/8/67)

41 41-0 at Indianapolis (12/14/97)

35 35-0 at Baltimore (11/1/70)

35 42-7 at Kansas City (10/13/91)

*35 38-3 at Denver (1/9/99)

MOST TOUCHDOWNS SCORED

Season 70 1984

Game 8 11/24/77 at St. Louis

FEWEST TOUCHDOWNS SCORED

Season 26 1966, 2006, 2010

MOST TOUCHDOWNS ALLOWED

Season 53 1967

Game 8 9/18/66 at Buffalo

*8 1/15/00 at Jacksonville

FEWEST TOUCHDOWNS ALLOWED

Season 15 1973

MOST TOUCHDOWNS SCORED BY

Rushing

Season 26 1972, 1975

Game 4 10 times, last 10/25/09 vs.
New Orleans

Passing

Season 49 1984

Game 6 11/24/77 at St. Louis

6 9/21/86 at N.Y. Jets

Interception

Season 5 2001

4 1966, 1998

Game 2 12/3/73 vs. Pittsburgh

2 9/12/82 at N.Y. Jets

2 12/16/83 vs. N.Y. Jets

2 12/6/98 at Oakland

Kickoff Return

Season 2 2009

Game 2 11/1/09 at N.Y. Jets

Punt Return

Game 2 1993

Fumble Return

Season 3 1997

2 1987, 1990, 1996, 2000,
2001, 2003

Game 2 10/11/87 vs. Kansas City

2 9/1/96 vs. New England

Blocked Punt Return

Season 2 1973

Game 2 11/11/73 vs. Baltimore

FEWEST TOUCHDOWNS SCORED BY

Rushing 5 1966

Passing 12 1969

12 2007

MOST TOUCHDOWNS ALLOWED BY

Rushing

Season 23 1986

Game 5 9/4/88 at Chicago

Passing

Season 31 1967

Game 6 10/21/07 vs. New England

Interception

Season 8 2004

Game 2 12/18/88 at Pittsburgh

2 11/23/97 at New England

2 10/17/99 at New England

2 11/18/01 vs. N.Y. Jets

2 10/25/09 vs. New Orleans

Kickoff Return 2 1994, 2007, 2010

Punt Return 2 2008

Fumble Return 2 1991, 1992, 1993, 1998,
1999, 2007

Blocked FG

Return 1 1979, 1989, 2010

FEWEST TOUCHDOWNS ALLOWED BY

Rushing 6 1998, 1999

Passing 5 1973

MOST POINTS AFTER TOUCHDOWN SCORED

Season 66 1984

Game 7 11/12/72 vs. New England

7 11/24/77 at St. Louis

7 9/3/95 vs. N.Y. Jets

7 9/8/02 vs. Detroit

MOST POINTS AFTER TOUCHDOWN

SCORED, OPPONENT

Season 47 1967

Game *8 1/15/00 at Jacksonville

7 9/18/66 at Buffalo

7 10/21/07 vs. New England

MOST FIELD GOALS SCORED

Season 39 1999

Game 6 10/17/99 at New England

MOST FIELD GOALS SCORED, OPPONENT

Season 33 2009

Game 5 9/28/69 at Houston

5 9/25/88 at Indianapolis

*5 1/17/93 vs. Buffalo

5 10/13/02 at Denver

5 9/7/03 vs. Houston

5 10/7/07 at Houston

MOST SAFETIES SCORED

Season 3 2005

2 1978

Game 1 20 times, last 9/12/10 at
Buffalo

MOST SAFETIES SCORED, OPPONENT

Season 2 Seven times, last 2011

Game 1 26 times, last 12/11/11 vs.
Philadelphia

MOST TWO-POINT CONVERSION ATTEMPTS

Season 10 1994

Game 4 at Indianapolis, 11/26/95

MOST TWO-POINT CONVERSION ATTEMPTS, OPPONENT

Season 5 1995, 2009

Game 2 Five times, last 11/1/09 at
N.Y. Jets

MOST TWO-POINT CONVERSIONS

Season 6 1994

Game 2 at Indianapolis, 11/26/95

MOST TWO-POINT CONVERSIONS, OPPONENT

Season 2 Four times, last 2009

Game 1 15 times, last 11/29/09 at
Carolina

SCORE BY QUARTERS, DOLPHINS

1st – 21 12/20/70 vs. Buffalo
21 10/2/77 vs. Houston
21 12/5/04 vs. Buffalo
2nd – 28 12/17/67 vs. Boston
24 10/23/77 vs. Seattle
24 10/29/78 vs. Baltimore
24 11/20/83 vs. Baltimore
24 10/9/88 at L.A. Raiders
24 12/1/91 vs. Tampa Bay
3rd – 21 11/3/74 vs. Atlanta
21 9/12/82 at N.Y. Jets
21 9/2/84 at Washington
21 10/11/87 vs. Kansas City
21 11/12/89 at N.Y. Jets
21 10/18/92 vs. New England
21 12/12/94 vs. Kansas City
21 9/3/95 vs. N.Y. Jets
21 10/29/00 vs. Green Bay
21 11/1/09 at New York Jets
21 12/4/11 vs. Oakland
4th – 25 10/10/99 at Indianapolis
24 11/25/01 at Buffalo
*22 12/30/95 at Buffalo

SCORE BY QUARTERS, OPPONENT

1st – 24 9/28/68 vs. Kansas City
*24 1/2/82 vs. San Diego
*24 1/15/00 at Jacksonville
24 12/9/07 at Buffalo
2nd – 31 12/14/97 at Indianapolis
28 9/21/86 at N.Y. Jets
28 10/21/07 vs. New England
3rd – 21 12/19/93 vs. Buffalo
21 12/4/94 vs. Buffalo
21 10/5/10 vs. New England
4th – 30 10/23/00 at N.Y. Jets
28 10/2/66 at San Diego
28 12/15/91 at San Diego

SCORE BY QUARTERS, BOTH TEAMS

1st – 35 12/5/04 vs. Buffalo
Miami 21, Buffalo 14
27 9/28/68 vs. Kansas City
Kansas City 24, Miami 3
2nd – 42 9/21/86 at N.Y. Jets
N.Y. Jets 28, Miami 14
35 9/3/95 vs. N.Y. Jets
Miami 21, N.Y. Jets 14
35 10/21/07 vs. New England
New England 28, Miami 7

| | | |
|-------|----|---|
| 3rd – | 37 | 11/1/09 at N.Y. Jets Miami 21, N.Y. Jets 16 |
| | 29 | 9/4/94 vs. New England Miami 15, New England 14 |
| | 28 | 12/10/67 vs. San Diego Miami 14, San Diego 14 |
| | 28 | 12/19/93 vs. Buffalo Buffalo 21, Miami 7 |
| | 28 | 11/27/94 at N.Y. Jets Miami 14, N.Y. Jets 14 |
| 4th – | 39 | 10/10/99 at Indianapolis Miami 25, Indianapolis 14 |
| | 37 | 10/23/00 at N.Y. Jets N.Y. Jets 30, Miami 7 |

MOST CONSECUTIVE QUARTERS HELD SCORELESS BY DOLPHINS

13 1973, 3rd Q in 8th through 3rd Q in 11th

MOST CONSECUTIVE QUARTERS HELD SCORELESS BY OPPONENT

11 1970, 1st Q in 6th through 3rd Q in 8th

SCORE BY HALVES, DOLPHINS

| | | |
|-------|----|--------------------------|
| 1st – | 35 | 12/17/67 vs. Boston |
| | 31 | 12/20/70 vs. Buffalo |
| | 31 | 12/2/85 vs. Chicago |
| | 31 | 12/7/86 at New Orleans |
| | 31 | 9/22/85 vs. Kansas City |
| 2nd – | 31 | 12/12/94 vs. Kansas City |
| | 31 | 9/3/95 vs. N.Y. Jets |
| | 29 | 9/4/94 vs. New England |
| | 29 | 9/25/94 at Minnesota |

SCORE BY HALVES, OPPONENT

| | | |
|-------|----|--------------------------|
| 1st – | 48 | 9/18/66 at Buffalo |
| 2nd – | 38 | 10/2/66 at San Diego |
| | 36 | 10/25/09 vs. New Orleans |

SCORE BY HALVES, BOTH TEAMS

| | | |
|-------|----|---|
| 1st – | 58 | 9/18/66 at Buffalo Buffalo 48, Miami 10 |
| | 52 | 9/21/86 at N.Y. Jets N.Y. Jets 31, Miami 21 |
| | 52 | 12/21/08 at Kansas City Kansas City 28, Miami 24 |
| | 52 | 10/9/83 vs. Buffalo |
| | 52 | Miami 28, Buffalo 24 |
| 2nd – | 52 | 10/9/83 vs. Buffalo |

TIME OF POSSESSION (SINCE 1977)

HIGHEST TIME OF POSSESSION

| | | |
|--------|-------|--------------------------|
| Season | 32:38 | 1979 |
| Game | 45:07 | 9/21/09 vs. Indianapolis |
| | 43:39 | 12/7/87 vs. N.Y. Jets |
| | 41:55 | 12/16/96 vs. Buffalo |
| | 41:38 | 11/28/10 at Oakland |
| | 41:17 | 10/28/79 vs. Green Bay |

LOWEST TIME OF POSSESSION

| | | |
|--------|-------|------------------------|
| Season | 27:02 | 1988 |
| Game | 14:28 | 9/4/88 at Chicago |
| | 16:32 | 10/1/89 at Houston |
| | 18:02 | 10/27/96 vs. Dallas |
| | 19:34 | 11/1/92 at N.Y. Jets |
| | 19:42 | 9/23/90 at N.Y. Giants |

HIGHEST TIME OF POSSESSION ALLOWED

| | | |
|--------|-------|----------------------------|
| Season | 32:58 | 1988 |
| Game | 46:29 | 10/4/81 vs. N.Y. Jets (OT) |
| | 45:32 | 9/4/88 at Chicago |

| | |
|-------|-------------------------------|
| 44:53 | 10/27/97 vs. Chicago (OT) |
| 43:28 | 10/1/89 at Houston |
| 42:28 | 12/9/90 vs. Philadelphia (OT) |

LOWEST TIME OF POSSESSION ALLOWED

| | | |
|--------|-------|--------------------------|
| Season | 27:22 | 1979 |
| Game | 14:53 | 9/21/09 vs. Indianapolis |
| | 16:21 | 12/7/87 vs. N.Y. Jets |
| | 18:05 | 12/16/96 vs. Buffalo |
| | 18:22 | 11/28/10 at Oakland |
| | 18:43 | 10/28/79 vs. Green Bay |

SCORING DRIVES

LONGEST SCORING DRIVES

| | | |
|-----------------------|-------|--|
| By Plays | 21 | 1/1/12 vs. N.Y. Jets (TD, 94 yards, 12:29) |
| | 18 | 11/11/07 vs. Buffalo (TD, 80 yards, 9:45) |
| | 18 | 9/14/08 at Arizona (TD, 89 yards, 7:04) |
| | 18 | 12/27/09 vs. Houston (FG, 61 yards, 4:18) |
| | 17 | 10/27/80 at N.Y. Jets (TD, 87 yards, 5:21) |
| By Yards | 17 | 11/20/83 vs. Baltimore (TD, 88 yards, 6:54) |
| | 17 | 10/16/88 vs. San Diego (FG, 82 yards, 8:48) |
| | 17 | 9/30/90 at Pittsburgh (TD, 73 yards, 8:07) |
| | 17 | 11/6/94 vs. Indianapolis (FG, 68 yards, 9:15) |
| | 99 | 9/10/78 at Baltimore (TD, 7 plays, 3:53) |
| By Time of Possession | 99 | 9/24/89 vs. N.Y. Jets (TD, 7 plays, 1:27) |
| | 97 | 12/15/02 vs. Oakland (TD, 13 plays, 7:53) |
| | 12:29 | 1/1/12 vs. N.Y. Jets (TD, 21 plays, 94) |
| | 10:30 | 10/16/94 vs. L.A. Raiders (FG, 10 plays, 65 yards) |
| | 10:16 | 12/10/01 vs. Indianapolis (TD, 15 plays, 78 yards) |
| By Yards | 10:09 | 11/9/09 at New England (TD, 16 plays, 66 yards) |
| | 10:01 | 10/27/74 vs. Baltimore (FG, 16 plays, 73 yards) |

LONGEST SCORING DRIVES, OPPONENTS

| | | |
|-------|--------------------|---|
| Plays | 20 | 11/24/97 at Chicago (FG, 77 yards, 11:07) |
| | 19 | Six times, last: 10/7/90 vs. N.Y. Jets (FG, 90 yards, 8:36) |
| Yards | 99 | 12/11/76 vs. Minnesota (TD, 16 plays, 9:07) |
| | 99 | 10/27/80 at N.Y. Jets (TD, 17 plays, 9:22) |
| | 99 | 9/30/01 at St. Louis (TD, 11 plays, 5:36) |
| | 99 | 9/12/11 vs. New England (TD, 1 play, 0:13) |
| | Time of Possession | 12:45 12/14/75 at Baltimore (FG, 17 plays, 82 yards) |
| | 11:07 | 11/24/91 at Chicago (FG, 20 plays, 77 yards) |

11:05 12/16/01 at San Francisco
(TD, 17 plays, 98 yards)

FIRST DOWNS

MOST FIRST DOWNS

Season 387 1984
Game 34 11/24/77 at St. Louis
34 12/12/88 vs. Cleveland

FEWEST FIRST DOWNS

Season 200 1966
Game 6 11/14/99 at Buffalo
6 12/12/10 at N.Y. Jets
7 10/3/70 vs. Oakland
7 9/23/90 at N.Y. Giants
7 12/7/03 at New England

MOST FIRST DOWNS ALLOWED

Season 359 1988
Game 39 11/27/88 at N.Y. Jets
*34 1/2/82 vs. San Diego
34 11/18/84 at San Diego

FEWEST FIRST DOWNS ALLOWED

Season 186 1972
Game 4 11/11/73 vs. Baltimore
5 9/2/79 at Buffalo
7 9/24/72 vs. Houston
7 10/28/90 at Indianapolis

MOST FIRST DOWNS, BOTH TEAMS

Season 701 1984
Game *59 1/2/82 vs. San Diego
59 10/9/83 vs. Buffalo
59 11/27/88 at N.Y. Jets

FEWEST FIRST DOWNS, BOTH TEAMS

Season 312 1982
Game 15 11/9/69 at Boston
20 12/12/10 at N.Y. Jets
21 Three times, last 11/11/73
vs. Baltimore

MOST FIRST DOWNS BY

Rushing

Season 170 1972
Game 19 10/29/72 at Baltimore
19 11/24/77 at St. Louis

Passing

Season 250 1986
Game 26 12/12/88 vs. Cleveland
24 9/15/85 vs. Indianapolis
24 9/21/86 at N.Y. Jets
24 11/16/86 at Buffalo
24 9/24/89 vs. N.Y. Jets

Penalty

Season 31 1979, 1983, 2004
Game 6 12/4/66 at Denver
6 11/26/67 vs. Buffalo
6 9/8/96 at Arizona

FEWEST FIRST DOWNS BY

Rushing

Season 65 1967
Game 0 10/15/67 at Boston
*0 1/15/00 at Jacksonville
*0 1/6/01 at Oakland
0 9/19/04 at Cincinnati

Passing

Season 91 1973
Game 1 9/4/83 at Buffalo

Penalty

Season 13 1973
13 2008

MOST FIRST DOWNS ALLOWED BY

Rushing

Season 155 1988
Game **24 1/30/83 vs. Washington
*18 12/30/95 at Buffalo
17 Three times, last 1988

Passing

Season 205 1993
Game 23 11/27/88 at N.Y. Jets
*21 1/2/82 vs. San Diego
21 10/4/92 at Buffalo
21 10/23/00 at N.Y. Jets (OT)

Penalty

Season 42 2005
Game 7 10/9/83 vs. Buffalo
7 10/23/00 at N.Y. Jets (OT)

FEWEST FIRST DOWNS ALLOWED BY

Rushing

Season 66 1969
Game 0 12/20/70 vs. Buffalo
0 10/13/74 at Washington
*0 1/9/00 at Seattle
0 9/14/03 at N.Y. Jets
0 11/23/06 at Detroit
0 11/2/08 at Denver
0 10/4/09 vs. Buffalo

Passing

Season 78 1973
Game 0 12/8/68 vs. Boston
1 11/5/79 vs. Houston
1 12/12/82 at New England

Penalty

Season 8 1973, 1974

TOTAL NET YARDS

MOST NET YARDS GAINED

Season 6,936 1984
Game 584 10/23/88 vs. N.Y. Jets
*569 1/6/85 vs. Pittsburgh
552 9/30/84 at St. Louis
552 10/21/84 at New England

FEWEST NET YARDS GAINED

Season 3,458 1966
Game 88 10/12/80 at New England
101 11/14/99 at Buffalo
104 11/1/09 at N.Y. Jets

MOST NET YARDS ALLOWED

Season 6,050 1986
Game 622 9/12/11 vs. New England
597 11/27/88 at N.Y. Jets
593 10/3/76 vs. Los Angeles
582 9/1/91 at Buffalo
581 9/21/86 at N.Y. Jets

FEWEST NET YARDS ALLOWED

Season 3,281 1973
Game 76 10/21/73 vs. Buffalo
117 10/17/71 vs. New England

118 10/16/66 vs. Denver
 118 9/21/03 vs. Buffalo
 121 9/2/79 at Buffalo

MOST NET YARDS GAINED, BOTH TEAMS

Season 12,374 1986
 Game 1,110 9/12/11 vs. New England
 1,066 9/21/86 at N.Y. Jets
 *1,038 12/30/95 at Buffalo
 1,037 11/27/88 at N.Y. Jets
 *1,036 1/2/82 vs. San Diego

FEWEST NET YARDS GAINED, BOTH TEAMS

Season 4,970 1982
 Game 335 10/16/66 vs. Denver

RUSHING

MOST RUSHING YARDS

Season 2,960 1972
 Game 315 11/11/73 vs. Baltimore
 304 12/3/72 at New England
 302 11/7/71 vs. Buffalo
 301 9/30/73 vs. New England

FEWEST RUSHING YARDS

Season 1,205 1988
 Game 7 11/19/06 vs. Minnesota
 14 11/19/90 vs. L.A. Raiders
 *14 1/9/99 at Denver
 *21 1/15/00 at Jacksonville
 23 9/24/67 vs. Kansas City
 23 11/29/87 at Buffalo
 23 12/19/93 vs. Buffalo

MOST RUSHING YARDS ALLOWED

Season 2,506 1988
 Game *341 12/30/95 at Buffalo
 305 12/18/88 at Pittsburgh
 299 9/30/07 vs. Oakland
 280 10/29/89 at Buffalo

FEWEST RUSHING YARDS ALLOWED

Season 1,430 1994
 Game 14 11/2/08 at Denver
 16 9/2/66 vs. Oakland
 16 11/28/10 at Oakland
 18 10/18/92 vs. New England

MOST RUSHING YARDS, BOTH TEAMS

Season 4,627 1978
 Game 508 11/7/71 vs. Buffalo
 487 12/5/76 vs. Buffalo
 444 9/30/73 vs. New England

FEWEST RUSHING YARDS, BOTH TEAMS

Season 2,629 1982
 Game 74 11/23/98 at New England
 79 12/19/99 vs. San Diego
 81 9/22/91 vs. Green Bay
 84 12/24/00 at New England
 89 12/22/97 vs. New England
 89 11/2/08 at Denver

MOST RUSHING ATTEMPTS

Season 613 1972
 Game 58 10/5/75 at Green Bay
 56 9/12/82 at N.Y. Jets
 55 11/24/77 at St. Louis

FEWEST RUSHING ATTEMPTS

Season 326 1967
 Game *8 1/8/95 at San Diego
 **9 1/20/85 vs. San Francisco
 9 9/7/86 at San Diego
 10 9/4/88 at Chicago
 10 12/2/90 at Washington

MOST RUSHING ATTEMPTS, OPPONENT

Season 557 1988
 Game *59 1/12/86 vs. New England
 54 9/4/88 at Chicago
 **52 1/30/83 vs. Washington
 *52 12/30/95 at Buffalo
 51 Five times, last 1989

FEWEST RUSHING ATTEMPTS, OPPONENT

Season 293 1982
 Game 7 9/4/94 at Green Bay
 10 11/23/06 at Detroit
 11 9/14/03 at N.Y. Jets
 11 9/21/09 vs. Indianapolis

HIGHEST RUSHING AVERAGE

Season 5.00 1971
 4.97 1973

LOWEST RUSHING AVERAGE

Season 3.13 1997
 3.27 1999

HIGHEST RUSHING AVERAGE, OPPONENT

Season 4.88 1968

LOWEST RUSHING AVERAGE, OPPONENT

Season 3.29 2003
 3.51 2006
 3.52 1979

PASSING

MOST NET YARDS PASSING

Season 5,018 1984
 Game 521 10/23/88 vs. N.Y. Jets
 456 9/4/94 vs. New England
 446 9/24/89 vs. N.Y. Jets
 442 10/1/95 at Cincinnati
 *435 1/6/85 vs. Pittsburgh
 435 9/21/86 at N.Y. Jets

FEWEST NET YARDS PASSING

Season 1,582 1973
 Game 22 11/23/69 vs. Houston
 *26 12/30/73 vs. Oakland
 26 9/4/83 at Buffalo

MOST NET YARDS PASSING ALLOWED

Season 3,794 2008
 Game 516 9/12/11 vs. New England
 449 9/21/86 at N.Y. Jets
 427 10/1/67 at N.Y. Jets
 426 10/3/76 vs. Los Angeles
 426 11/27/88 at N.Y. Jets

FEWEST NET YARDS PASSING ALLOWED

Season 1,290 1973
 Game 1 10/21/73 vs. Buffalo
 11 11/5/79 vs. Houston
 13 12/12/82 at New England
 20 11/11/73 vs. Baltimore
 24 10/22/72 vs. Buffalo

MOST NET YARDS PASSING, BOTH TEAMS

Season 8,336 1986
 Game 884 9/21/86 at N.Y. Jets

FEWEST NET YARDS PASSING, BOTH TEAMS

Season 2,341 1982
 2,872 1973
 Game 72 12/12/82 at New England

MOST GROSS YARDS PASSING

Season 5,146 1984
 Game 521 10/23/88 vs. N.Y. Jets
 473 9/4/94 vs. New England
 470 12/2/84 vs. L.A. Raiders
 450 10/1/95 at Cincinnati
 448 9/21/86 at N.Y. Jets

FEWEST GROSS YARDS PASSING

Season 1,675 1973
 Game *34 12/30/73 vs. Oakland
 46 9/4/83 at Buffalo
 46 12/21/03 at Buffalo

MOST GROSS YARDS PASSING ALLOWED

Season 3,996 2009
 Game 517 9/12/11 vs. New England
 479 9/21/86 at N.Y. Jets
 440 10/1/67 at N.Y. Jets
 436 10/3/76 vs. Los Angeles
 *433 1/2/82 vs. San Diego
 433 11/27/88 at N.Y. Jets

FEWEST GROSS YARDS PASSING ALLOWED

Season 1,604 1973
 Game 13 12/12/82 at New England
 25 11/5/79 vs. Houston
 35 12/9/73 at Baltimore
 45 10/22/72 vs. Buffalo

MOST PASS ATTEMPTS

Season 645 1986
 Game *66 12/30/95 at Buffalo
 65 12/4/05 vs. Buffalo
 62 10/22/06 vs. Green Bay
 60 10/23/88 vs. N.Y. Jets
 60 11/23/97 at New England

FEWEST PASS ATTEMPTS

Season 256 1973
 Game *6 12/30/73 vs. Oakland
 **7 1/13/74 vs. Minnesota
 10 11/9/69 at Boston
 10 11/22/73 at Dallas

MOST PASS ATTEMPTS, OPPONENT

Season 577 1994
 Game 59 10/23/00 at N.Y. Jets (OT)
 58 10/4/92 at Buffalo
 56 11/18/84 at San Diego

FEWEST PASS ATTEMPTS, OPPONENT

Season 320 1973
 Game 5 12/12/82 at New England

MOST PASS COMPLETIONS

Season 392 1986
 Game 39 11/16/86 at Buffalo
 38 11/23/97 at New England
 35 12/2/84 vs. L.A. Raiders
 35 9/28/86 vs. San Francisco
 35 10/23/88 vs. N.Y. Jets
 35 12/3/95 vs. Atlanta
 35 10/27/09 vs. Houston

FEWEST PASS COMPLETIONS

Season 133 1973
 Game 3 10/15/73 at Cleveland
 *3 12/30/73 vs. Oakland

MOST PASS COMPLETIONS, OPPONENT

Season 334 1994
 Game 38 10/9/83 vs. Buffalo
 37 11/18/84 at San Diego

FEWEST PASS COMPLETIONS, OPPONENT

Season 151 1973
 Game 2 11/9/69 at Boston
 2 12/12/82 at New England
 4 11/14/76 at Pittsburgh

INTERCEPTIONS

MOST INTERCEPTIONS

Season 32 1978, 458 yards
 Game 6 12/3/73 vs. Pittsburgh
 6 10/19/75 at N.Y. Jets
 6 9/10/78 at Baltimore
 6 11/21/82 at Buffalo
 6 10/16/83 at N.Y. Jets
 6 12/6/98 at Oakland

FEWEST INTERCEPTIONS

Season 8 2006, 116 yards
 10 1997, 92 yards
 11 1976, 144 yards
 11 2010, 66 yards

MOST INTERCEPTIONS, OPPONENT

Season 32 1966, 370 yards
 Game 6 11/13/66 at Kansas City

FEWEST INTERCEPTIONS, OPPONENT

Season 7 2008, 130 yards

MOST INTERCEPTION RETURN YARDS

Season 522 1966
 Game 218 10/4/92 at Buffalo

FEWEST INTERCEPTION RETURN YARDS

Season 66 2010
 92 1997, 2004

MOST INTERCEPTION RETURN YARDS, OPPONENT

Season 596 1969
 Game 160 11/23/97 at New England
 151 12/2/84 vs. L.A. Raiders
 151 11/18/01 vs. N.Y. Jets

FEWEST INTERCEPTION RETURN YARDS, OPPONENT

Season 96 1982

PENALTIES

MOST PENALTIES

Season 132 2005, 1,055 yards
 115 2000, 920 yards
 112 2004, 852 yards
 Game 18 10/9/05 at Buffalo
 14 10/1/95 at Cincinnati
 14 11/3/96 at New England

MOST YARDS PENALIZED

Season 1,055 2005, on 132
 Game 149 10/12/03 at Jacksonville

| | |
|-----|------------------------|
| 143 | 10/1/95 at Cincinnati |
| 138 | 9/25/05 vs. Carolina |
| 135 | 10/3/70 vs. Oakland |
| 132 | 10/23/88 vs. N.Y. Jets |

FEWEST PENALTIES

| | | |
|--------|----|-----------------------|
| Season | 48 | 1968, 485 yards |
| Game | 0 | 12/23/67 vs. Houston |
| | 0 | 12/8/68 vs. Boston |
| | 0 | 9/29/91 at N.Y. Jets |
| * | 0 | 1/10/93 vs. San Diego |
| | 0 | 12/21/98 vs. Denver |

FEWEST YARDS PENALIZED

| | | |
|--------|-----|-----------------------|
| Season | 416 | 1973, on 52 |
| Game | 0 | 12/23/67 vs. Houston |
| | 0 | 12/8/68 vs. Boston |
| | 0 | 9/29/91 at N.Y. Jets |
| * | 0 | 1/10/93 vs. San Diego |
| | 0 | 12/21/98 vs. Denver |

MOST PENALTIES, OPPONENT

| | | |
|--------|-----|------------------------|
| Season | 112 | 2011, 975 yards |
| Game | 19 | 12/22/85 vs. Buffalo |
| | 17 | 10/18/87 at N.Y. Jets |
| | 15 | 10/11/69 vs. San Diego |
| | 15 | 10/9/83 vs. Buffalo |

MOST YARDS PENALIZED, OPPONENT

| | | |
|--------|-----|---------------------------|
| Season | 975 | 2011 on 112 |
| Game | 156 | 9/20/69 at Oakland |
| | 144 | 11/5/67 at Buffalo |
| | 126 | 11/15/87 vs. Indianapolis |

FEWEST PENALTIES, OPPONENT

| | | |
|--------|----|------------------------------------|
| Season | 59 | 1967, 691 yards |
| Game | 1 | 16 times, last 10/12/08 at Houston |

FEWEST YARDS PENALIZED, OPPONENT

| | | |
|--------|-----|---------------------------------------|
| Season | 525 | 1974, on 67 |
| Game | 5 | Seven times, last 10/12/08 at Houston |

MOST PENALTIES, BOTH TEAMS

| | | |
|--------|-----|------------------------|
| Season | 237 | 2005, 1,882 yards |
| Game | 26 | 12/22/85 vs. Buffalo |
| | 25 | 10/9/05 at Buffalo |
| | 23 | 11/10/85 vs. N.Y. Jets |

MOST YARDS PENALIZED, BOTH TEAMS

| | | |
|--------|-------|--------------------------------|
| Season | 1,882 | 2005 on 237 |
| | 1,754 | 2011 on 197 |
| Game | 230 | 10/3/70 vs. Oakland |
| | 227 | 11/30/69 vs. Boston (at Tampa) |

FEWEST PENALTIES, BOTH TEAMS

| | | |
|--------|-----|-------------------------|
| Season | 112 | 1967, 1,181 yards |
| Game | 2 | 12/23/67 vs. Houston |
| | 2 | 11/11/73 vs. Baltimore |
| | 2 | 12/12/82 at New England |

FEWEST YARDS PENALIZED, BOTH TEAMS

| | | |
|--------|-------|-------------------------|
| Season | 1,032 | 1973, on 113 |
| Game | 10 | 11/11/73 vs. Baltimore |
| | 10 | 12/12/82 at New England |
| | 20 | 12/8/68 vs. Boston |

PUNTING

MOST PUNTS

| | | |
|--------|----|------------------------|
| Season | 99 | 2004 |
| Game | 11 | 12/7/03 at New England |

MOST PUNT YARDS

| | | |
|--------|-------|-----------------------|
| Season | 4,107 | 2004, 41.5 average |
| Game | 564 | 12/12/10 at N.Y. Jets |
| | 483 | 9/9/66 vs. N.Y. Jets |

FEWEST PUNTS

| | | |
|--------|----|------------------------|
| Season | 35 | 1982 |
| Game | 0 | 9/23/79 vs. Chicago |
| | 0 | 10/12/86 vs. Buffalo |
| | 0 | 12/12/88 vs. Cleveland |
| | 0 | 12/28/03 vs. N.Y. Jets |

MOST PUNTS, OPPONENT

| | | |
|--------|-----|------------------------|
| Season | 102 | 2004 |
| Game | 11 | 11/11/73 vs. Baltimore |
| | 11 | 12/7/03 at New England |

MOST PUNT YARDS, OPPONENT

| | | |
|--------|-------|------------------------|
| Season | 4,313 | 2011, 45.4 average |
| Game | 475 | 9/20/98 vs. Pittsburgh |

FEWEST PUNTS, OPPONENT

| | | |
|--------|----|--|
| Season | 40 | 1982 |
| Game | 0 | 12/17/67 vs. Boston |
| | 0 | 9/21/97 at Tampa Bay |
| | 0 | 11/7/10 at Baltimore |
| | 1 | 17 times, last 12/32/08 at Kansas City |

MOST PUNTS, BOTH TEAMS

| | | |
|--------|-----|------------------------|
| Season | 201 | 2004 |
| Game | 22 | 12/7/03 at New England |

FEWEST PUNTS, BOTH TEAMS

| | | |
|--------|----|------------------------|
| Season | 75 | 1982 |
| Game | 1 | 10/12/86 vs. Buffalo |
| | 2 | 9/23/79 vs. Chicago |
| | 2 | 12/12/88 vs. Cleveland |

HIGHEST PUNTING AVERAGE

| | | |
|--------|------|---------------------------|
| Season | 48.8 | 2011, 78 punts |
| x-Game | 58.5 | 9/28/86 vs. San Francisco |

HIGHEST PUNTING AVERAGE, OPPONENT

| | | |
|--------|------|-----------------------|
| Season | 45.4 | 2011, 95 punts |
| x-Game | 55.8 | 10/5/08 vs. San Diego |

x-minimum 4 punts

PUNT RETURNS

MOST PUNT RETURNS

| | | |
|--------|----|-------------------------|
| Season | 55 | 1983, 581 yards |
| Game | 7 | 10/19/69 at Kansas City |
| | 7 | 9/19/04 at Cincinnati |

MOST PUNT RETURN YARDS

| | | |
|--------|-----|-------------------------|
| Season | 581 | 1983, 55 returns |
| Game | 123 | 10/19/69 at Kansas City |
| | 123 | 12/13/93 vs. Pittsburgh |

MOST PUNT RETURNS, OPPONENT

| | | |
|--------|----|-----------------------|
| Season | 49 | 2006, 367 yards |
| Game | 9 | 12/12/10 at N.Y. Jets |
| | 8 | 9/9/66 vs. N.Y. Jets |

MOST PUNT RETURN YARDS, OPPONENT

| | | |
|--------|-----|-------------------------|
| Season | 485 | 2008, 37 returns |
| Game | 115 | 10/12/80 at New England |
| | 113 | 11/16/08 vs. Oakland |

KICKOFF RETURNS

MOST KICKOFF RETURNS

| | | |
|--------|----|-------------------------|
| Season | 78 | 2007, 1,552 yards |
| Game | 9 | 9/18/66 at Buffalo |
| | 9 | 9/7/86 at San Diego |
| | *9 | 1/15/00 at Jacksonville |
| | 9 | 12/2/07 vs. N.Y. Jets |

MOST KICKOFF RETURN YARDS

| | | |
|--------|-------|------------------------|
| Season | 1,739 | 2009, 75 returns |
| Game | 299 | 11/1/09 at N.Y. Jets |
| | 245 | 12/5/71 at New England |

MOST KICKOFF RETURNS, OPPONENT

| | | |
|--------|----|-----------------------|
| Season | 71 | 2009, 1557 yards |
| Game | 9 | 11/24/77 at St. Louis |

MOST KICKOFF RETURN YARDS, OPPONENT

| | | |
|--------|-------|--------------------------|
| Season | 1,655 | 2008, 68 returns |
| Game | 251 | 12/12/94 vs. Kansas City |
| | 248 | 9/21/08 at New England |

SACKS

MOST SACKS

| | | |
|--------|------|---------------------------|
| Season | 49 | 1983, 363 yards |
| | 49 | 2005, 375 yards |
| | 48 | 2000, 270 yards |
| | 47 | 2002, 327 yards |
| | 47 | 2006, 268 yards |
| Game | 9-59 | 10/21/73 vs. Buffalo |
| | 8-61 | 9/20/81 at Houston |
| | 8-57 | 9/13/98 vs. Buffalo |
| | 8-47 | 12/6/98 at Oakland |
| | 8-34 | 11/28/04 at San Francisco |
| | 8-53 | 11/23/06 at Detroit |

FEWEST SACKS

| | | |
|--------|----|-----------------|
| Season | 16 | 1966, 180 yards |
|--------|----|-----------------|

MOST SACKS, OPPONENT

| | | |
|--------|------|---------------------------|
| Season | 53 | 1969, 481 yards |
| | 52 | 1968, 441 yards |
| | 52 | 2004, 326 yards |
| | 52 | 2011, 334 yards |
| Game | 9-53 | 10/17/99 at New England |
| | 9-60 | 12/11/11 vs. Philadelphia |

FEWEST SACKS, OPPONENT

| | | |
|--------|----|-----------------|
| Season | 7 | 1988, 41 yards |
| | 10 | 1989, 86 yards |
| | 11 | 1982, 87 yards |
| | 13 | 1973, 93 yards |
| | 13 | 1987, 101 yards |

MOST CONSECUTIVE GAMES WITH NO SACKS ALLOWED

| | |
|----|--|
| 19 | 5th through 16th in 1988 and 1st through 7th in 1989 |
|----|--|

MOST SACKS, BOTH TEAMS

| | | |
|--------|----|-----------------|
| Season | 93 | 2011, 573 yards |
|--------|----|-----------------|

FEWEST SACKS, BOTH TEAMS

| | | |
|--------|----|-----------------|
| Season | 31 | 1988, 208 yards |
|--------|----|-----------------|

FUMBLES

MOST FUMBLES

| | | |
|--------|----|------|
| Season | 42 | 2004 |
|--------|----|------|

| | | |
|------|---|---------------------|
| Game | 8 | 12/9/07 at Buffalo |
| | 7 | 10/6/96 vs. Seattle |

MOST FUMBLES LOST

| | | |
|--------|------|--------------------------|
| Season | 19 | 2001 |
| Game | 5-5 | 9/25/83 vs. Kansas City |
| | *6-5 | 1/15/00 at Jacksonville |
| | 5-4 | 11/15/70 vs. New Orleans |
| | *5-4 | 1/12/86 vs. New England |
| | 4-4 | 9/7/86 at San Diego |
| | 5-4 | 10/18/90 vs. New England |
| | 4-4 | 12/27/98 at Atlanta |

FEWEST FUMBLES

| | | |
|--------|----|------|
| Season | 12 | 2000 |
|--------|----|------|

MOST FUMBLES, OPPONENT

| | | |
|--------|----|-----------------------|
| Season | 39 | 1983 |
| Game | 7 | 11/7/71 vs. Buffalo |
| | 7 | 9/18/77 at Buffalo |
| | 7 | 10/23/83 at Baltimore |
| | 7 | 12/4/94 vs. Buffalo |

MOST FUMBLES LOST, OPPONENT

| | | |
|--------|----|------------|
| Season | 21 | 1971, 1978 |
|--------|----|------------|

TAKEAWAY/GIVEAWAY

BEST RATIO

| | | |
|--------|-----|----------------------|
| Season | +23 | 1978, 53 TAs, 30 GAs |
| | +18 | 1972, 46 TAs, 28 GAs |
| | +17 | 1983, 44 TAs, 27 GAs |
| | +17 | 2008, 30 TAs, 13 GAs |
| | +15 | 2000, 41 TAs, 26 GAs |

WORST RATIO

| | | |
|--------|-----|----------------------|
| Season | -18 | 1989, 23 TAs, 41 GAs |
| | -17 | 2004, 25 TAs, 42 GAs |
| | -12 | 2010, 19 TAs, 31 GAs |
| | -11 | 1969, 31 TAs, 42 GAs |
| | -10 | 1986, 31 TAs, 42 GAs |
| | -10 | 2001, 28 TAs, 38 GAs |

MOST TAKEAWAYS

| | | |
|--------|----|-----------------------|
| Season | 53 | 1978, 21 FRs, 32 INTs |
| | 46 | 1966, 15 FRs, 31 INTs |
| | 46 | 1972, 20 FRs, 26 INTs |
| | 45 | 1980, 17 FRs, 28 INTs |
| | 44 | 1983, 18 FRs, 26 INTs |

FEWEST TAKEAWAYS

| | | |
|--------|----|----------------------|
| Season | 19 | 2010, 8 FRs, 11 INTs |
| | 21 | 1991, 9 FRs, 12 INTs |
| | 21 | 2009, 6 FRs, 15 INTs |
| | 22 | 2007, 8 FRs, 14 INTs |

MOST TAKEAWAYS, OPPONENT

| | | |
|--------|----|-----------------------|
| Season | 44 | 1967, 16 FRs, 28 INTs |
| | 42 | 1966, 10 FRs, 32 INTs |
| | 42 | 1969, 13 FRs, 29 INTs |
| | 42 | 1980, 16 FRs, 26 INTs |
| | 42 | 2004, 16 FRs, 26 INTs |

FEWEST TAKEAWAYS, OPPONENT

| | | |
|--------|----|-----------------------|
| Season | 13 | 2008, 6 FRs, 7 INTs |
| | 20 | 1997, 8 FRs, 12 INTs |
| | 23 | 1971, 13 FRs, 10 INTs |
| | 23 | 1976, 8 FRs, 15 INTs |
| | 23 | 1982, 10 FRs, 13 INTs |

ALL-TIME LEADERS

(**Boldface** indicates active player)

RUSHING

| | PLAYER | YEARS | NO. | YDS. | AVG. | LG | TD |
|-----|----------------------|------------------------|------------|-------------|------------|------------|----------|
| 1. | Larry Csonka | 1968-74, 1979 | 1506 | 6737 | 4.5 | 54t | 53 |
| 2. | Ricky Williams | 2002-03, 2005, 2007-10 | 1509 | 6436 | 4.3 | 68t | 48 |
| 3. | Ronnie Brown | 2005-10 | 1128 | 4815 | 4.3 | 65t | 36 |
| 4. | Mercury Morris | 1969-75 | 754 | 3877 | 5.1 | 70t | 29 |
| 5. | Jim Kiick | 1968-74 | 997 | 3644 | 3.7 | 56 | 28 |
| 6. | Tony Nathan | 1979-87 | 732 | 3543 | 4.8 | 46 | 16 |
| 7. | Karim Abdul-Jabbar | 1996-99 | 888 | 3063 | 3.4 | 45 | 33 |
| 8. | Mark Higgs | 1990-94 | 702 | 2648 | 3.8 | 31 | 14 |
| 9. | Delvin Williams | 1978-80 | 643 | 2632 | 4.1 | 65 | 13 |
| 10. | Andra Franklin | 1981-84 | 622 | 2232 | 3.6 | 29 | 22 |
| 11. | Benny Malone | 1974-78 | 503 | 2129 | 4.2 | 66t | 16 |
| 12. | Lamar Smith | 2000-01 | 622 | 2107 | 3.4 | 68t | 20 |
| 13. | Bernie Parmalee | 1992-98 | 513 | 1959 | 3.8 | 47t | 15 |
| 14. | Lorenzo Hampton | 1985-89 | 500 | 1949 | 3.9 | 54t | 22 |
| 15. | Sammie Smith | 1989-91 | 509 | 1787 | 3.5 | 33 | 15 |
| 16. | Woody Bennett | 1980-88 | 419 | 1744 | 4.2 | 25 | 9 |
| 17. | Don Nottingham | 1973-77 | 365 | 1524 | 4.2 | 56 | 25 |
| 18. | Norm Bulaich | 1975-79 | 340 | 1498 | 4.4 | 63 | 17 |
| 19. | Gary Davis | 1976-79 | 318 | 1389 | 4.4 | 65t | 7 |
| 20. | Troy Stradford | 1987-90 | 343 | 1332 | 3.9 | 51 | 10 |
| 21. | Travis Minor | 2001-06 | 277 | 1133 | 4.1 | 56t | 8 |
| 22. | Ron Davenport | 1985-89 | 274 | 1127 | 4.1 | 64 | 13 |
| 23. | Reggie Bush | 2011 | 216 | 1086 | 5.0 | 76t | 6 |
| 24. | Terry Kirby | 1993-95 | 287 | 1037 | 3.6 | 38 | 9 |
| 25. | Bob Griese | 1967-80 | 261 | 994 | 3.8 | 35 | 7 |
| 26. | Sammy Morris | 2004-06 | 240 | 981 | 4.1 | 55 | 8 |
| 27. | Irving Spikes | 1994-97 | 252 | 934 | 3.7 | 49 | 8 |
| 28. | Leroy Harris | 1977-78 | 214 | 929 | 4.3 | 77t | 6 |
| 29. | Jay Fiedler | 2000-04 | 201 | 834 | 4.1 | 30 | 11 |
| 30. | David Woodley | 1980-83 | 173 | 771 | 4.5 | 29 | 9 |
| 31. | J.J. Johnson | 1999-01 | 219 | 748 | 3.4 | 34 | 5 |
| 32. | Joe Carter | 1984-86 | 118 | 589 | 5.0 | 35 | 1 |
| 33. | Daniel Thomas | 2011 | 165 | 581 | 3.5 | 28 | 0 |
| 34. | Stan Mitchell | 1966-70 | 173 | 548 | 3.1 | 30 | 4 |
| 35. | Joe Auer | 1966-67 | 165 | 544 | 3.3 | 41 | 5 |
| 36. | Marc Logan | 1989-91 | 140 | 523 | 3.7 | 17 | 2 |
| 37. | Jesse Chatman | 2005, 2007 | 128 | 515 | 4.0 | 30 | 1 |
| 38. | John Avery | 1998-99 | 143 | 503 | 3.5 | 44 | 2 |
| 39. | Bobby Humphrey | 1992 | 102 | 471 | 4.6 | 21 | 1 |
| 40. | Hubert Ginn | 1970-75 | 101 | 415 | 4.1 | 46 | 3 |
| 41. | Cecil Collins | 1999 | 131 | 414 | 3.2 | 25t | 2 |
| 42. | David Overstreet | 1983 | 85 | 392 | 4.6 | 44 | 1 |
| 43. | Keith Byars | 1993-96 | 98 | 377 | 3.8 | 77t | 6 |
| 44. | Chris Chambers | 2001-07 | 41 | 355 | 8.7 | 61 | 0 |
| 45. | Sam Price | 1966-68 | 82 | 313 | 3.8 | 38 | 1 |
| 46. | Abner Haynes | 1967 | 56 | 274 | 4.9 | 65t | 2 |
| 47. | Lousaka Polite | 2008-10 | 86 | 270 | 3.1 | 14 | 1 |
| 48. | Cookie Gilchrist | 1966 | 72 | 262 | 3.6 | 22 | 0 |
| 49. | Terry Robiskie | 1980-81 | 78 | 250 | 3.2 | 36 | 2 |
| 50. | Nat Moore | 1974-86 | 40 | 249 | 6.2 | 36 | 1 |
| 51. | Steve Howell | 1979-81 | 68 | 235 | 3.4 | 23 | 1 |
| 52. | Billy Joe | 1966 | 71 | 232 | 3.3 | 14 | 0 |
| 53. | Charles Leigh | 1971-73 | 48 | 228 | 4.8 | 34t | 1 |
| 54. | Tom Vigorito | 1981-85 | 54 | 215 | 4.0 | 30t | 2 |
| | Stan Winfrey | 1975-77 | 55 | 215 | 3.9 | 13 | 1 |
| 56. | Stanley Pritchett | 1996-99 | 63 | 211 | 3.3 | 25 | 2 |
| 57. | Eddie Hill | 1981-84 | 52 | 209 | 4.0 | 24 | 1 |
| 58. | Autry Denson | 1999-00 | 59 | 206 | 3.5 | 20 | 0 |

| | PLAYER | YEARS | NO. | YDS. | AVG. | LG | TD |
|------|-----------------------|------------------|-----------|-----------|------------|-----------|----------|
| 59. | Ronald Scott | 1987 | 47 | 199 | 4.2 | 24 | 3 |
| 60. | Jack Harper | 1967-68 | 41 | 197 | 4.8 | 37 | 1 |
| 61. | Chad Henne | 2008-11 | 66 | 196 | 3.0 | 20 | 2 |
| 62. | Freddie Solomon | 1975-77 | 14 | 190 | 13.6 | 59t | 1 |
| 63. | Jerris McPhail | 1996-97 | 23 | 174 | 7.6 | 71t | 1 |
| 64. | James McKnight | 2001-03 | 15 | 172 | 11.5 | 68t | 1 |
| 65. | Patrick Cobbs | 2006-10 | 37 | 171 | 4.6 | 44 | 2 |
| 66. | Paul Warfield | 1970-74 | 16 | 166 | 10.4 | 39 | 0 |
| 67. | Larry Seiple | 1967-77 | 16 | 159 | 9.9 | 34 | 0 |
| | Pete Johnson | 1984 | 68 | 159 | 2.3 | 9 | 9 |
| 69. | Jim Jensen | 1981-92 | 26 | 142 | 5.5 | 23 | 0 |
| 70. | Leonard Henry | 2002-04 | 46 | 141 | 3.1 | 53 | 0 |
| 71. | George Wilson | 1966 | 27 | 137 | 5.1 | 37 | 0 |
| 72. | Thurman Thomas | 2000 | 28 | 136 | 4.9 | 25 | 0 |
| 73. | Rick Casares | 1966 | 43 | 135 | 3.1 | 10 | 0 |
| 74. | Ray Lucas | 2001-02 | 44 | 132 | 3.0 | 17 | 3 |
| 75. | Tony Paige | 1990-92 | 49 | 131 | 2.7 | 11 | 3 |
| 76. | Lex Hilliard | 2009-11 | 39 | 130 | 3.3 | 18 | 2 |
| 77. | Lorenzo Booker | 2007 | 28 | 125 | 4.5 | 22 | 0 |
| 78. | Ted Ginn, Jr. | 2007-09 | 16 | 124 | 7.8 | 40t | 2 |
| | Damon Huard | 1997-00 | 28 | 124 | 4.4 | 25 | 0 |
| 80. | Earl Morrall | 1972-76 | 23 | 120 | 5.2 | 31t | 1 |
| 81. | Rob Konrad | 1999-04 | 38 | 114 | 3.0 | 18t | 1 |
| 82. | Aaron Craver | 1991-94 | 29 | 110 | 3.8 | 19 | 1 |
| 83. | Cleo Lemon | 2005-07 | 34 | 109 | 3.2 | 11 | 4 |
| 84. | Gene Milton | 1968-69 | 9 | 108 | 12.0 | 34 | 0 |
| | Mark Clayton | 1983-92 | 14 | 108 | 7.7 | 30 | 0 |
| 86. | Robert Edwards | 2002 | 20 | 107 | 5.4 | 19 | 1 |
| 87. | Samkon Gado | 2007 | 35 | 104 | 3.0 | 20t | 3 |
| 88. | Scott Secules | 1989-91 | 16 | 103 | 6.4 | 17 | 1 |
| 89. | Scott Mitchell | 1990-93 | 29 | 99 | 3.4 | 32 | 0 |
| 90. | Kyle Mackey | 1987 | 17 | 98 | 5.8 | 17 | 2 |
| 91. | Dan Marino | 1983-99 | 301 | 87 | 0.3 | 15 | 9 |
| 92. | Pat White | 2009 | 21 | 81 | 3.9 | 33 | 0 |
| 93. | George Chesser | 1966-67 | 18 | 77 | 4.3 | 19 | 0 |
| 94. | Tyler Thigpen | 2009-10 | 14 | 74 | 5.3 | 12 | 0 |
| 95. | Frank Jackson | 1966-67 | 3 | 70 | 23.3 | 48 | 0 |
| 96. | Chad Pennington | 2008-10 | 33 | 69 | 2.1 | 16 | 1 |
| 97. | Larry Izzo | 1996-00 | 2 | 65 | 32.5 | 39 | 0 |
| | Brian Hartline | 2009-11 | 7 | 65 | 9.3 | 30 | 1 |
| | Matt Moore | 2011 | 32 | 65 | 2.0 | 16 | 2 |
| 100. | Steve Slaton | 2011 | 17 | 64 | 3.8 | 28 | 1 |
| | Lamar Gordon | 2004 | 35 | 64 | 1.8 | 11 | 0 |
| 102. | Bob Torrey | 1979 | 13 | 61 | 4.7 | 17 | 1 |
| | Gus Frerotte | 2005 | 27 | 61 | 2.3 | 14 | 0 |
| 104. | Clarence Bailey | 1987 | 10 | 55 | 5.5 | 13 | 0 |
| 105. | Brock Forsey | 2004 | 19 | 53 | 2.8 | 15 | 0 |
| 106. | O.J. McDuffie | 1993-01 | 15 | 49 | 3.3 | 12 | 0 |
| 107. | Jim Braxton | 1978 | 20 | 48 | 2.4 | 15 | 2 |
| 108. | Nick Giaquinto | 1980-81 | 8 | 47 | 5.9 | 20 | 0 |
| 109. | Mark Konecny | 1987 | 6 | 46 | 7.7 | 19 | 0 |
| 110. | John Tagliaferri | 1987 | 13 | 45 | 3.5 | 7 | 1 |
| 111. | Lawrence Phillips | 1997 | 18 | 44 | 2.4 | 8 | 0 |
| 112. | Bernie Kosar | 1994-96 | 9 | 42 | 4.7 | 17 | 1 |
| 113. | Rickey Isom | 1987 | 9 | 41 | 4.6 | 8 | 1 |
| | Rick Norton | 1966-69 | 19 | 41 | 2.2 | 13 | 0 |
| 115. | James Saxon | 1992-94 | 17 | 36 | 2.1 | 9 | 0 |
| 116. | Duriel Harris | 1976-83, 1985 | 3 | 33 | 11.0 | 20 | 0 |
| | Matt Turk | 2000-01, 2003-04 | 4 | 33 | 8.3 | 23 | 0 |
| 118. | Trent Green | 2007 | 7 | 32 | 4.6 | 23 | 0 |
| 119. | Rich Diana | 1982 | 8 | 31 | 3.9 | 7 | 0 |
| 120. | Davone Bess | 2008-11 | 7 | 30 | 4.3 | 13 | 0 |
| 121. | Tom Brown | 1987-89 | 16 | 29 | 1.8 | 6 | 0 |
| 122. | Lee Suggs | 2006 | 6 | 26 | 4.3 | 7 | 0 |
| 123. | John Stofa | 1966-67, 1969-70 | 7 | 24 | 3.4 | 14 | 1 |
| | Craig Erickson | 1996-98 | 15 | 24 | 1.6 | 12 | 0 |

| | PLAYER | YEARS | NO. | YDS. | AVG. | LG | TD |
|------|-----------------------|------------------|----------|-----------|-------------|-----------|----------|
| | Joey Harrington | 2006 | 19 | 24 | 1.3 | 7 | 0 |
| 126. | Marty Booker | 2004-07 | 6 | 23 | 3.8 | 18 | 0 |
| 127. | Dedric Ward | 2001-02 | 2 | 21 | 10.5 | 16 | 0 |
| | Joe Cribbs | 1988 | 5 | 21 | 4.2 | 11 | 0 |
| 129. | Daunte Culpepper | 2006 | 10 | 20 | 2.0 | 7 | 1 |
| | Don Strock | 1974-87 | 51 | 20 | 0.4 | 18 | 2 |
| 131. | Marlon Moore | 2010-11 | 1 | 16 | 16.0 | 16 | 0 |
| | Brandon Marshall | 2010-11 | 3 | 16 | 6.3 | 13 | 0 |
| 133. | Brian Griese | 2003 | 5 | 15 | 3.0 | 9 | 0 |
| 134. | Garrett Limbrick | 1990 | 5 | 14 | 2.8 | 5 | 0 |
| 135. | Tom Orosz | 1981-82 | 1 | 13 | 13.0 | 13 | 0 |
| | Gary Tucker | 1968 | 4 | 13 | 3.3 | 7 | 0 |
| | A.J. Feeley | 2004-05 | 14 | 13 | 0.7 | 7t | 1 |
| 138. | Marlin Briscoe | 1972-74 | 3 | 12 | 4.0 | 17 | 0 |
| | Charles Jordan | 1996-98 | 3 | 12 | 4.0 | 16 | 0 |
| | Ron Moore | 1998 | 4 | 12 | 3.0 | 4 | 0 |
| | John Beck | 2007-08 | 9 | 12 | 1.3 | 8 | 1 |
| 142. | Terry Anderson | 1977-78 | 1 | 11 | 11.0 | 11 | 0 |
| | Terry Cole | 1971 | 3 | 11 | 3.7 | 4 | 0 |
| | Cleveland Gary | 1994 | 7 | 11 | 1.6 | 4 | 0 |
| 145. | Nuu Faaola | 1989 | 2 | 10 | 5.0 | 5 | 0 |
| | Pete Roth | 1987 | 3 | 10 | 3.3 | 9 | 0 |
| 147. | Vick King | 2002 | 4 | 9 | 2.3 | 3 | 0 |
| 148. | Randy McMichael | 2002-06 | 1 | 8 | 8.0 | 8 | 0 |
| 149. | Jimmy Hines | 1969 | 1 | 7 | 7.0 | 7 | 0 |
| | Hendrick Lusk | 1998 | 1 | 7 | 7.0 | 7 | 0 |
| | John Kidd | 1994-97 | 2 | 7 | 3.5 | 4 | 0 |
| 152. | Kevin Curtis | 2010 | 1 | 6 | 6.0 | 6 | 0 |
| | Todd Doxzon | 1998 | 2 | 6 | 3.0 | 3 | 0 |
| | Craig Ellis | 1986 | 3 | 6 | 2.0 | 2 | 0 |
| | Tony Martin | 1989-93, 1999-00 | 4 | 6 | 1.5 | 8 | 0 |
| | Dick Wood | 1966 | 5 | 6 | 1.2 | 7 | 1 |
| 157. | Kory Sheets | 2009-10 | 1 | 5 | 5.0 | 5 | 0 |
| | Don Testerman | 1980 | 1 | 5 | 5.0 | 5 | 0 |
| | Wes Welker | 2004-06 | 1 | 5 | 5.0 | 5 | 0 |
| | Robert Wilson | 1994-96 | 2 | 5 | 2.5 | 5 | 0 |
| | Reagan Mauia | 2007 | 4 | 5 | 1.3 | 3 | 0 |
| | Sage Rosenfels | 2002-05 | 9 | 5 | 0.6 | 12 | 0 |
| 163. | Clyde Gates | 2011 | 1 | 4 | 4.0 | 4 | 0 |
| | Nate Jacquet | 1998-99 | 1 | 4 | 4.0 | 4 | 0 |
| 165. | Fred Banks | 1987-93 | 1 | 3 | 3.0 | 3 | 0 |
| | Roosevelt Potts | 1997 | 1 | 3 | 3.0 | 3 | 0 |
| | Leslie Shepherd | 2000 | 4 | 3 | 0.8 | 14 | 0 |
| 168. | Bruce Hardy | 1978-89 | 1 | 2 | 2.0 | 2 | 0 |
| | Larry Johnson | 2011 | 1 | 2 | 2.0 | 2 | 0 |
| | Ray Nealy | 1997 | 1 | 2 | 2.0 | 2 | 0 |
| 171. | Greg Camarillo | 2007-09 | 2 | 1 | 0.5 | 6 | 0 |
| | JP Losman | 2011 | 2 | 1 | 0.5 | 1 | 0 |
| 173. | Jim Del Gaizo | 1972, 1975 | 1 | 0 | 0.0 | 0 | 0 |
| | Heath Evans | 2005 | 1 | 0 | 0.0 | 0 | 0 |
| | Brandon Fields | 2007-11 | 1 | 0 | 0.0 | 0 | 0 |
| | Kim Hammond | 1968 | 1 | 0 | 0.0 | 0 | 0 |
| | Clayton Heath | 1976 | 1 | 0 | 0.0 | 0 | 0 |
| | Donnie Jones | 2005-06 | 2 | 0 | 0.0 | 0 | 0 |
| | Barry Pryor | 1969-70 | 2 | 0 | 0.0 | 0 | 0 |
| 180. | Doug Pederson | 1993 | 2 | -1 | -0.5 | 0 | 0 |
| 181. | Bert Emanuel | 2000 | 3 | -2 | -0.7 | 0 | 0 |
| | Scott Zolak | 1999 | 2 | -2 | -1.0 | -1 | 0 |
| | Obafemi Ayanbadejo | 2003 | 1 | -2 | -2.0 | -2 | 0 |
| | Guy Benjamin | 1978-79 | 1 | -2 | -2.0 | -2 | 0 |
| | Mike Michel | 1977 | 1 | -2 | -2.0 | -2 | 0 |
| | Doug Moreau | 1966-69 | 1 | -2 | -2.0 | -2 | 0 |
| 187. | Jack Clancy | 1967-69 | 3 | -4 | -1.3 | 2 | 0 |
| | Irving Fryar | 1993-95 | 3 | -4 | -1.3 | 2 | 0 |
| | Steve DeBerg | 1993 | 4 | -4 | -1.0 | -1 | 0 |

| PLAYER | YEARS | NO. | YDS. | AVG. | LG | TD |
|----------------------|---------|-----|------|-------|-----|----|
| 190. Olindo Mare | 1997-06 | 1 | -5 | -5.0 | -5 | 0 |
| 191. George Roberts | 1978-80 | 1 | -7 | -7.0 | -7 | 0 |
| 192. Reggie Roby | 1983-92 | 5 | -8 | -1.6 | 0 | 0 |
| 193. George Mira | 1971 | 6 | -9 | -1.5 | 0 | 0 |
| 194. Mark Duper | 1982-92 | 1 | -10 | -10.0 | -10 | 0 |
| 195. Ferrell Edmunds | 1988-92 | 2 | -15 | -7.5 | -4 | 0 |
| 196. Karl Noonan | 1966-71 | 2 | -20 | -10.0 | -9 | 0 |

PASSING

| | PLAYER | YEARS | ATT. | COMP. | YDS. | PCT. | TD | INT | RATE |
|-----|--------------------|---------------------|------------|------------|-------------|-------------|-----------|----------|-------------|
| 1. | Dan Marino | 1983-99 | 8358 | 4967 | 61361 | 59.4 | 420 | 252 | 86.4 |
| 2. | Bob Griese | 1967-80 | 3429 | 1926 | 25092 | 56.2 | 192 | 172 | 77.1 |
| 3. | Jay Fiedler | 2000-04 | 1603 | 936 | 11040 | 58.4 | 66 | 63 | 76.8 |
| 4. | Chad Henne | 2008-11 | 1065 | 646 | 7114 | 60.7 | 31 | 37 | 75.7 |
| 5. | David Woodley | 1980-83 | 961 | 508 | 5928 | 52.9 | 34 | 42 | 65.4 |
| 6. | Don Strock | 1974-87 | 688 | 388 | 4613 | 56.4 | 39 | 37 | 73.5 |
| 7. | Chad Pennington | 2008-10 | 552 | 373 | 4085 | 67.6 | 20 | 9 | 94.5 |
| 8. | Gus Frerotte | 2005 | 494 | 257 | 2996 | 52.0 | 18 | 13 | 71.9 |
| 9. | Matt Moore | 2011 | 347 | 210 | 2497 | 60.5 | 16 | 9 | 87.1 |
| 10. | Earl Morrall | 1972-76 | 284 | 153 | 2335 | 53.9 | 17 | 17 | 76.2 |
| 11. | Joey Harrington | 2006 | 388 | 223 | 2236 | 57.5 | 12 | 15 | 68.2 |
| 12. | Cleo Lemon | 2005-07 | 377 | 211 | 2185 | 56.0 | 8 | 7 | 72.2 |
| 13. | A.J. Feeley | 2004-05 | 356 | 191 | 1893 | 53.7 | 11 | 15 | 61.7 |
| 14. | Scott Mitchell | 1990-93 | 241 | 135 | 1805 | 56.0 | 12 | 9 | 81.0 |
| 15. | Rick Norton | 1966-69 | 377 | 156 | 1751 | 41.4 | 6 | 30 | 28.1 |
| 16. | Damon Huard | 1997-00 | 288 | 170 | 1691 | 59.0 | 9 | 8 | 74.6 |
| 17. | Steve DeBerg | 1993 | 188 | 113 | 1521 | 60.1 | 6 | 7 | 81.0 |
| 18. | Ray Lucas | 2001-02 | 163 | 94 | 1090 | 57.7 | 4 | 6 | 70.8 |
| 19. | Dick Wood | 1966 | 230 | 83 | 993 | 36.1 | 4 | 14 | 30.6 |
| 20. | Bernie Kosar | 1994-96 | 152 | 105 | 987 | 69.1 | 5 | 6 | 74.7 |
| | Trent Green | 2007 | 141 | 85 | 987 | 60.3 | 5 | 7 | 72.6 |
| 22. | Craig Erickson | 1996-98 | 127 | 68 | 945 | 53.5 | 4 | 3 | 78.4 |
| 23. | Daunte Culpepper | 2006 | 134 | 81 | 929 | 60.4 | 2 | 3 | 77.0 |
| 24. | John Stofa | 1966-67, 1969-70 | 135 | 61 | 862 | 45.2 | 7 | 6 | 65.1 |
| 25. | Brian Griese | 2003 | 130 | 74 | 813 | 56.9 | 5 | 6 | 69.2 |
| 26. | Sage Rosenfels | 2002-05 | 109 | 54 | 776 | 49.5 | 6 | 6 | 68.4 |
| 27. | George Wilson, Jr. | 1966 | 112 | 46 | 764 | 41.1 | 5 | 10 | 42.4 |
| 28. | Kyle Mackey | 1987 | 109 | 57 | 604 | 52.3 | 3 | 5 | 58.8 |
| 29. | John Beck | 2007-08 | 107 | 60 | 559 | 56.1 | 1 | 3 | 62.0 |
| 30. | Tyler Thigpen | 2009-10 | 70 | 37 | 518 | 52.9 | 3 | 4 | 67.4 |
| 31. | Scott Secules | 1989-92 | 70 | 33 | 393 | 47.1 | 2 | 5 | 68.3 |
| 32. | Jim Del Gaizo | 1972, 1975 | 9 | 5 | 165 | 55.6 | 2 | 1 | 100.5 |
| 33. | George Mira | 1971 | 30 | 11 | 159 | 36.7 | 1 | 1 | 51.9 |
| 34. | Ron Jaworski | 1987-88 | 14 | 9 | 123 | 64.3 | 1 | 0 | 116.1 |
| 35. | Guy Benjamin | 1978-79 | 12 | 9 | 119 | 75.0 | 1 | 1 | 99.0 |
| 36. | Kim Hammond | 1968 | 26 | 13 | 116 | 50.0 | 0 | 2 | 30.3 |
| 37. | Jim Jensen | 1981-92 | 7 | 4 | 102 | 57.1 | 2 | 0 | 141.4 |
| 38. | Marlin Briscoe | 1972-74 | 3 | 3 | 72 | 100.0 | 0 | 0 | 118.8 |
| 39. | Larry Seiple | 1967-77 | 3 | 3 | 69 | 100.0 | 0 | 0 | 118.8 |
| 40. | Ronnie Brown | 2005-10 | 12 | 4 | 63 | 33.3 | 2 | 0 | 91.3 |
| 41. | Tony Nathan | 1979-87 | 8 | 4 | 61 | 50.0 | 1 | 0 | 115.1 |
| 42. | JP Losman | 2011 | 10 | 6 | 60 | 60.0 | 0 | 0 | 77.1 |
| 43. | Marty Booker | 2004-07 | 3 | 1 | 48 | 33.3 | 0 | 0 | 81.9 |
| | Mark Clayton | 1983-92 | 2 | 1 | 48 | 50.0 | 1 | 0 | 135.4 |
| 45. | Doug Pederson | 1993 | 8 | 4 | 41 | 50.0 | 0 | 0 | 65.1 |
| 46. | Jim Kiick | 1968-74 | 3 | 2 | 38 | 66.7 | 0 | 0 | 109.7 |
| 47. | Terry Kirby | 1993-95 | 1 | 1 | 31 | 100.0 | 1 | 0 | 158.3 |
| | Nat Moore | 1974-86 | 2 | 1 | 31 | 50.0 | 0 | 0 | 95.8 |
| 49. | Jack Clancy | 1967-69 | 1 | 1 | 17 | 100.0 | 0 | 0 | 118.8 |
| 50. | Eddie Hill | 1981-84 | 1 | 1 | 14 | 100.0 | 0 | 0 | 118.8 |
| 51. | Keith Byars | 1993-96 | 2 | 1 | 11 | 50.0 | 1 | 0 | 106.3 |
| | Archie Roberts | 1967 | 10 | 5 | 11 | 50.0 | 0 | 1 | 52.3 |
| 53. | Scott Stankavage | 1987 | 7 | 4 | 8 | 57.1 | 0 | 1 | 22.6 |
| 54. | Troy Stradford | 1987-90 | 2 | 1 | 6 | 50.0 | 0 | 0 | 56.3 |
| 55. | Bruce Hardy | 1978-89 | 1 | 0 | 0 | 0.0 | 0 | 0 | 39.3 |

| PLAYER | YEARS | ATT. | COMP. | YDS. | PCT. | TD | INT | RATE |
|-------------------------|---------------------------|----------|----------|----------|------------|----------|----------|-------------|
| Booth Lusteg | 1967 | 1 | 0 | 0 | 0.0 | 0 | 0 | 39.6 |
| Brandon Marshall | 2010 | 1 | 0 | 0 | 0.0 | 0 | 0 | 39.6 |
| Tony Martin | 1989-93, 1999-00 | 1 | 0 | 0 | 0.0 | 0 | 0 | 39.6 |
| Dan McGwire | 1995 | 1 | 0 | 0 | 0.0 | 0 | 0 | 39.6 |
| Lamar Smith | 2000-01 | 1 | 0 | 0 | 0.0 | 0 | 0 | 39.6 |
| Freddie Solomon | 1975-77 | 1 | 0 | 0 | 0.0 | 0 | 0 | 39.6 |
| Ricky Williams | 2002-03, 2005, 2007-10 | 1 | 0 | 0 | 0.0 | 0 | 1 | 0.0 |
| Delvin Williams | 1978-80 | 3 | 0 | 0 | 0.0 | 0 | 0 | 39.6 |
| Scott Zolak | 1999 | 4 | 0 | 0 | 0.0 | 0 | 0 | 39.6 |
| Pat White | 2009 | 5 | 0 | 0 | 0.0 | 0 | 0 | 39.6 |

RECEIVING

| | PLAYER | YEARS | NO. | YDS. | AVG. | LG | TD |
|-----|-----------------------|------------------------|------------|-------------|-------------|------------|-----------|
| 1. | Mark Clayton | 1983-92 | 550 | 8643 | 15.7 | 78t | 81 |
| 2. | Mark Duper | 1982-92 | 511 | 8869 | 17.4 | 85t | 59 |
| 3. | Nat Moore | 1974-86 | 510 | 7547 | 14.8 | 79t | 74 |
| 4. | O.J. McDuffie | 1993-01 | 415 | 5074 | 12.2 | 61t | 29 |
| 5. | Chris Chambers | 2001-07 | 405 | 5688 | 14.0 | 77t | 43 |
| 6. | Tony Nathan | 1979-87 | 383 | 3592 | 9.4 | 73 | 16 |
| 7. | Randy McMichael | 2002-06 | 283 | 3096 | 10.9 | 46 | 18 |
| 8. | Duriel Harris | 1976-83, 1985 | 269 | 4534 | 16.9 | 64t | 18 |
| 9. | Davone Bess | 2008-11 | 262 | 2731 | 10.4 | 41 | 11 |
| 10. | Bruce Hardy | 1978-89 | 256 | 2455 | 9.6 | 31 | 25 |
| 11. | Jim Jensen | 1981-92 | 229 | 2171 | 9.5 | 31 | 19 |
| 12. | Oronde Gadsden | 1998-03 | 227 | 3252 | 14.3 | 62 | 22 |
| 13. | Jim Kiick | 1968-74 | 221 | 2210 | 10.0 | 53t | 3 |
| 14. | Howard Twilley | 1966-76 | 212 | 3064 | 14.5 | 44 | 23 |
| 15. | Tony Martin | 1989-93, 1999-00 | 202 | 3152 | 15.6 | 80t | 14 |
| 16. | Irving Fryar | 1993-95 | 199 | 3190 | 16.0 | 67t | 20 |
| 17. | Ricky Williams | 2002-03, 2005, 2007-10 | 197 | 1431 | 7.3 | 59 | 6 |
| 18. | Marty Booker | 2004-07 | 194 | 2627 | 13.5 | 60t | 11 |
| 19. | Ronnie Brown | 2005-10 | 184 | 1491 | 8.1 | 43 | 2 |
| 20. | Brandon Marshall | 2010-11 | 167 | 2228 | 13.3 | 65t | 9 |
| 21. | Keith Byars | 1993-96 | 166 | 1433 | 8.6 | 34 | 10 |
| 22. | Troy Stradford | 1987-90 | 159 | 1373 | 8.6 | 36 | 2 |
| 23. | Paul Warfield | 1970-74 | 156 | 3355 | 21.5 | 86t | 33 |
| 24. | Terry Kirby | 1993-95 | 155 | 1646 | 10.6 | 47 | 6 |
| 25. | Keith Jackson | 1992-94 | 146 | 1880 | 12.9 | 57t | 18 |
| 26. | Bernie Parmalee | 1992-98 | 144 | 1306 | 9.1 | 35 | 3 |
| 27. | Tony Paige | 1990-92 | 140 | 1115 | 8.0 | 30 | 6 |
| 28. | Karl Noonan | 1966-71 | 136 | 1808 | 13.2 | 51t | 17 |
| | Anthony Fasano | 2008-11 | 136 | 1772 | 13.0 | 35t | 18 |
| 30. | Ted Ginn, Jr. | 2007-09 | 128 | 1665 | 13.0 | 64 | 5 |
| 31. | Troy Drayton | 1996-99 | 127 | 1511 | 11.9 | 51 | 8 |
| 32. | Lorenzo Hampton | 1985-89 | 123 | 954 | 7.8 | 39t | 6 |
| 33. | Jim Mandich | 1970-77 | 121 | 1406 | 11.6 | 44 | 23 |
| 34. | Ferrell Edmunds | 1988-92 | 117 | 1612 | 13.8 | 80t | 10 |
| 35. | Greg Camarillo | 2007-09 | 113 | 1325 | 11.7 | 64t | 5 |
| 36. | Joe Rose | 1980-85 | 112 | 1493 | 13.3 | 50 | 13 |
| 37. | Rob Konrad | 1999-04 | 111 | 854 | 7.7 | 25 | 6 |
| 38. | Brian Hartline | 2009-11 | 109 | 1670 | 15.3 | 67 | 5 |
| | Norm Bulaich | 1975-79 | 109 | 751 | 6.9 | 59t | 6 |
| 40. | James McKnight | 2001-03 | 107 | 1497 | 14.0 | 80t | 7 |
| 41. | Fred Banks | 1987-93 | 99 | 1555 | 15.7 | 61 | 8 |
| 42. | Stanley Pritchett | 1996-99 | 98 | 798 | 8.1 | 74t | 6 |
| 43. | Wes Welker | 2004-06 | 96 | 1121 | 11.7 | 47 | 1 |
| 44. | Dan Johnson | 1983-87 | 94 | 1012 | 10.8 | 61t | 16 |
| 45. | Jimmy Cefalo | 1978-84 | 93 | 1739 | 18.7 | 69t | 13 |
| | Ron Davenport | 1985-89 | 93 | 801 | 8.6 | 29 | 4 |
| 47. | Larry Csonka | 1968-74, 1979 | 91 | 688 | 7.6 | 65 | 4 |
| 48. | Mark Ingram | 1993-94 | 88 | 1213 | 13.8 | 77t | 12 |
| | Jack Clancy | 1967-69 | 88 | 1157 | 13.1 | 50 | 3 |
| 50. | Lamar Thomas | 1996-00 | 81 | 1171 | 14.5 | 56t | 8 |

| | PLAYER | YEARS | NO. | YDS. | AVG. | LG | TD |
|------|--------------------|------------------|-----------|------------|------------|-----------|----------|
| 51. | Karim Abdul-Jabbar | 1996-99 | 77 | 527 | 6.8 | 36t | 1 |
| 52. | Gary Davis | 1976-79 | 74 | 592 | 8.0 | 34 | 1 |
| 53. | Doug Moreau | 1966-69 | 73 | 926 | 12.7 | 43 | 6 |
| 54. | Larry Seiple | 1967-77 | 72 | 935 | 13.0 | 41t | 7 |
| 55. | Delvin Williams | 1978-80 | 70 | 574 | 8.2 | 42 | 1 |
| 56. | Andre Tillman | 1975-78 | 66 | 757 | 11.5 | 37t | 6 |
| 57. | David Martin | 2007-08 | 65 | 753 | 11.6 | 61t | 5 |
| 58. | Freddie Solomon | 1975-77 | 61 | 973 | 16.0 | 58t | 5 |
| | Lamar Smith | 2000-01 | 61 | 435 | 7.1 | 65t | 4 |
| 60. | Tom Vigorito | 1981-85 | 59 | 439 | 7.4 | 31t | 2 |
| 61. | James Pruitt | 1986-88, 1990-91 | 58 | 942 | 16.2 | 37 | 8 |
| 62. | Marlin Briscoe | 1972-74 | 57 | 858 | 15.1 | 53 | 7 |
| 63. | Jerris McPhail | 1996-97 | 54 | 544 | 10.1 | 52 | 1 |
| | Bobby Humphrey | 1992 | 54 | 507 | 9.4 | 26 | 1 |
| 65. | Fred Barnett | 1996-97 | 53 | 728 | 13.7 | 66 | 4 |
| | Derek Hagan | 2006-08 | 53 | 645 | 12.2 | 24 | 3 |
| 67. | Sammy Morris | 2004-06 | 51 | 340 | 6.7 | 44 | 0 |
| 68. | Travis Minor | 2001-06 | 50 | 353 | 7.1 | 29 | 1 |
| 69. | Derrius Thompson | 2003-04 | 49 | 718 | 14.7 | 36 | 4 |
| 70. | Marv Fleming | 1970-74 | 48 | 523 | 10.9 | 36 | 4 |
| 71. | Mercury Morris | 1969-75 | 46 | 491 | 10.7 | 50 | 1 |
| 72. | Justin Peelle | 2006-07 | 45 | 344 | 7.6 | 35 | 3 |
| 73. | Eric Green | 1995 | 43 | 499 | 11.6 | 31t | 3 |
| | Reggie Bush | 2011 | 43 | 296 | 6.9 | 34 | 1 |
| 75. | Stan Mitchell | 1966-70 | 42 | 533 | 12.6 | 48 | 5 |
| 76. | Joe Auer | 1966-67 | 40 | 481 | 12.0 | 68t | 6 |
| | Dedric Ward | 2001-02 | 40 | 381 | 9.5 | 22 | 0 |
| 78. | Ed Perry | 1997-04 | 39 | 308 | 7.9 | 46 | 2 |
| | Woody Bennett | 1980-89 | 39 | 295 | 7.6 | 27 | 3 |
| 80. | Gary Clark | 1995 | 37 | 525 | 14.2 | 42t | 2 |
| | Mark Higgs | 1990-94 | 37 | 294 | 7.9 | 21 | 0 |
| 82. | Charles Jordan | 1996-98 | 36 | 640 | 17.8 | 44t | 3 |
| 83. | Leslie Shepherd | 2000 | 35 | 446 | 12.7 | 46t | 4 |
| 84. | Jed Weaver | 2000-02 | 34 | 469 | 13.8 | 41 | 5 |
| 85. | Randal Hill | 1991, 1995-96 | 33 | 669 | 20.3 | 61 | 4 |
| 86. | Patrick Cobbs | 2006-10 | 32 | 409 | 12.8 | 80t | 4 |
| | Sammie Smith | 1989-91 | 32 | 310 | 9.7 | 53t | 1 |
| | Aaron Craver | 1991-94 | 32 | 304 | 9.5 | 28 | 0 |
| | Leroy Harris | 1977-78 | 32 | 240 | 7.5 | 57 | 0 |
| | James Saxon | 1992-94 | 32 | 192 | 6.0 | 25 | 0 |
| 91. | Nick Giaquinto | 1980-81 | 31 | 230 | 7.4 | 25 | 2 |
| 92. | Greg Baty | 1990-94 | 30 | 377 | 12.6 | 32 | 4 |
| 93. | J.J. Johnson | 1999-01 | 29 | 182 | 6.3 | 17 | 0 |
| | Lousaka Polite | 2008-10 | 29 | 136 | 4.7 | 14 | 0 |
| 95. | Lorenzo Booker | 2007 | 28 | 237 | 8.5 | 22 | 0 |
| 96. | Andre Brown | 1989-90 | 27 | 459 | 17.0 | 48t | 5 |
| | Dave Kocourek | 1966 | 27 | 320 | 11.9 | 43 | 2 |
| | Jesse Chatman | 2005, 2007 | 27 | 161 | 6.0 | 22 | 0 |
| 99. | Bo Roberson | 1966 | 26 | 519 | 20.0 | 80t | 2 |
| | Lex Hilliard | 2009-11 | 26 | 210 | 8.1 | 18 | 2 |
| 101. | Frank Jackson | 1966-67 | 25 | 439 | 17.6 | 48 | 3 |
| | Don Nottingham | 1973-77 | 25 | 213 | 8.5 | 29 | 0 |
| | Ronnie Lee | 1979-82, 1984-89 | 25 | 167 | 6.7 | 41 | 3 |
| 104. | Irving Spikes | 1994-97 | 24 | 185 | 7.7 | 24 | 2 |
| 105. | Gene Milton | 1968-69 | 21 | 322 | 15.3 | 49 | 1 |
| | Mike Williams | 1992-95 | 21 | 292 | 13.9 | 29 | 0 |
| | Scott Miller | 1991-96 | 21 | 274 | 13.0 | 27 | 1 |
| | Joey Haynos | 2008-09 | 21 | 184 | 8.8 | 21 | 3 |
| 109. | Bryan Gilmore | 2004-05 | 20 | 311 | 15.6 | 44t | 2 |
| | Donald Lee | 2003-04 | 20 | 220 | 11.0 | 25 | 2 |
| 111. | Scott Schwedes | 1987-90 | 19 | 370 | 19.5 | 65t | 2 |
| | Brett Perriman | 1997 | 19 | 309 | 16.3 | 26 | 1 |
| 113. | Otto Stowe | 1971-72 | 18 | 344 | 19.1 | 49 | 3 |
| | Yatil Green | 1997-99 | 18 | 234 | 13.0 | 27 | 0 |
| | Autry Denson | 1999-00 | 18 | 133 | 7.4 | 28 | 0 |
| | Robert Edwards | 2002 | 18 | 126 | 7.0 | 14 | 1 |

| | PLAYER | YEARS | NO. | YDS. | AVG. | LG | TD |
|------|------------------------|----------------|-----------|------------|-------------|------------|----------|
| | Hunter Goodwin | 1999-01 | 18 | 118 | 6.6 | 14 | 1 |
| | Eddie Hill | 1981-84 | 18 | 106 | 5.9 | 16 | 1 |
| 119. | Benny Malone | 1974-78 | 17 | 234 | 13.8 | 43 | 0 |
| 120. | Charles Clay | 2011 | 16 | 233 | 14.6 | 46 | 3 |
| | Thurman Thomas | 2000 | 16 | 117 | 7.3 | 15 | 1 |
| | Abner Haynes | 1967 | 16 | 100 | 6.3 | 22 | 0 |
| 123. | Tom Brown | 1987-89 | 14 | 123 | 8.8 | 23 | 0 |
| 124. | Cookie Gilchrist | 1966 | 13 | 110 | 8.5 | 22 | 1 |
| | Lamar Gordon | 2004 | 13 | 74 | 5.7 | 25 | 0 |
| | Billy Joe | 1966 | 13 | 116 | 8.9 | 67 | 1 |
| | Terry Robiskie | 1980-81 | 13 | 60 | 4.6 | 15 | 0 |
| 128. | John Tagliaferri | 1987 | 12 | 117 | 9.8 | 27 | 0 |
| | Marc Logan | 1989-91 | 12 | 88 | 7.3 | 12 | 0 |
| | Daniel Thomas | 2011 | 12 | 72 | 6.0 | 12 | 1 |
| | Obafemi Ayanbadejo | 2003 | 12 | 53 | 4.4 | 12 | 0 |
| 132. | Jack Harper | 1967-68 | 11 | 212 | 19.3 | 40 | 3 |
| | John Roderick | 1966 | 11 | 156 | 14.2 | 64 | 1 |
| | Jim Cox | 1968 | 11 | 147 | 13.4 | 30 | 0 |
| | Joe Carter | 1984-86 | 11 | 66 | 6.0 | 15 | 0 |
| 136. | Preston Carpenter | 1966 | 10 | 127 | 12.7 | 42 | 0 |
| | Steve Howell | 1979-81 | 10 | 70 | 7.0 | 13 | 0 |
| | Sam Price | 1966-68 | 10 | 70 | 7.0 | 27 | 1 |
| | John Avery | 1998-99 | 10 | 67 | 6.7 | 19t | 1 |
| 140. | Nate Jacquet | 1998-99 | 9 | 140 | 15.6 | 29 | 0 |
| | Leland Douglas | 1987 | 9 | 92 | 10.2 | 17 | 1 |
| 142. | Jeff Ogden | 2000-01 | 8 | 97 | 12.1 | 18 | 1 |
| | Cris Carter | 2002 | 8 | 66 | 8.3 | 15 | 1 |
| | Lawrence Sampleton | 1987 | 8 | 64 | 8.0 | 19 | 0 |
| | David Overstreet | 1983 | 8 | 55 | 6.9 | 20 | 2 |
| | Lorenzo Diamond | 2005 | 8 | 54 | 6.8 | 18 | 0 |
| | Rick Casares | 1966 | 8 | 45 | 5.6 | 20 | 1 |
| 148. | Bert Emanuel | 2000 | 7 | 132 | 18.9 | 53t | 1 |
| | Eddie Chavis | 1987 | 7 | 108 | 15.4 | 27 | 0 |
| | Loaird McCreary | 1976-78 | 7 | 88 | 12.6 | 30 | 3 |
| | Brian Manning | 1997 | 7 | 85 | 12.1 | 21 | 0 |
| | Bill Cronin | 1966 | 7 | 83 | 11.9 | 21 | 1 |
| | Willie Richardson | 1970 | 7 | 67 | 9.6 | 27 | 1 |
| 154. | Marlon Moore | 2010-11 | 6 | 128 | 21.3 | 57t | 1 |
| | Vince Hefflin | 1982-85 | 6 | 98 | 16.3 | 46t | 1 |
| | Roberto Wallace | 2010-11 | 6 | 62 | 10.3 | 19 | 0 |
| | Stan Winfrey | 1975-77 | 6 | 55 | 9.2 | 16 | 1 |
| | David Lewis | 1987 | 6 | 53 | 8.8 | 22 | 1 |
| | Hubert Ginn | 1970-75 | 6 | 47 | 7.8 | 23 | 0 |
| | Cecil Collins | 1999 | 6 | 32 | 5.3 | 12 | 0 |
| | Mark Konecny | 1987 | 6 | 26 | 4.3 | 10 | 0 |
| | Andra Franklin | 1981-84 | 6 | 15 | 2.5 | 6 | 1 |
| 163. | Damon Reilly | 1987 | 5 | 70 | 14.0 | 20 | 0 |
| | Ronnie Williams | 1993-95 | 5 | 54 | 10.8 | 17 | 0 |
| 165. | Mel Baker | 1974 | 4 | 121 | 30.0 | 46t | 2 |
| | Elmer Bailey | 1980-81 | 4 | 105 | 26.3 | 39 | 0 |
| | David Boston | 2004-05 | 4 | 80 | 20.0 | 54 | 0 |
| | Brett Carolan | 1996 | 4 | 48 | 12.0 | 21 | 1 |
| | Jim Braxton | 1978 | 4 | 47 | 11.8 | 19 | 0 |
| | Samkon Gado | 2007 | 4 | 47 | 11.8 | 35 | 0 |
| | Tom Boutwell | 1969 | 4 | 29 | 7.3 | 12 | 0 |
| | Garrett Limbrick | 1990 | 4 | 23 | 5.8 | 9 | 0 |
| | Heath Evans | 2005 | 4 | 17 | 4.3 | 5 | 0 |
| | Jamar Martin | 2004 | 4 | 15 | 3.8 | 7 | 0 |
| | Charles Leigh | 1971-74 | 4 | 9 | 2.3 | 7 | 0 |
| 176. | Robert Clark | 1992 | 3 | 59 | 19.7 | 45 | 0 |
| | Gene Mingo | 1966-67 | 3 | 40 | 13.3 | 9 | 0 |
| | Bill Darnall | 1968-69 | 3 | 38 | 12.7 | 13 | 0 |
| | Kory Sperry | 2009 | 3 | 31 | 10.3 | 13 | 1 |
| | Brandon London | 2008 | 3 | 30 | 10.0 | 14 | 0 |
| | Roosevelt Potts | 1997 | 3 | 27 | 9.0 | 13 | 0 |
| | Ernest Wilford | 2008 | 3 | 25 | 8.3 | 15 | 0 |

| | PLAYER | YEARS | NO. | YDS. | AVG. | LG | TD |
|------|-----------------------|---------------|----------|-----------|-------------|-----------|----------|
| | Darian Barnes | 2005-06 | 3 | 22 | 7.3 | 13 | 0 |
| | Leonard Henry | 2002-04 | 3 | 12 | 4.0 | 7 | 0 |
| | Robert Wilson | 1994-96 | 3 | 8 | 2.7 | 3t | 1 |
| 186. | Kendall Newson | 2003-05 | 2 | 55 | 27.5 | 37 | 0 |
| | Ron Sellers | 1973 | 2 | 54 | 27.0 | 42 | 0 |
| | Mike Caterbone | 1987 | 2 | 46 | 23.0 | 30 | 0 |
| | Mickey Shuler | 2010 | 2 | 44 | 22.0 | 28 | 0 |
| | Desmond Clark | 2002 | 2 | 42 | 21.0 | 26 | 0 |
| | Jim Mertens | 1969 | 2 | 26 | 13.0 | 15 | 0 |
| | Jimmy Hines | 1969 | 2 | 23 | 11.5 | 22 | 0 |
| | Rich Diana | 1982 | 2 | 21 | 10.5 | 13 | 0 |
| | David Woodley | 1980-83 | 2 | 21 | 10.5 | 15t | 1 |
| | Cleveland Gary | 1994 | 2 | 19 | 9.5 | 11 | 0 |
| | Clyde Gates | 2011 | 2 | 19 | 9.5 | 11 | 0 |
| | Kevin McKenzie | 1999 | 2 | 18 | 9.0 | 13 | 0 |
| | Charles Henry | 1991 | 2 | 17 | 8.5 | 9 | 0 |
| | Brian Kinchen | 1988-90 | 2 | 15 | 7.5 | 12 | 0 |
| | Deon Dyer | 2000-02 | 2 | 14 | 7.0 | 13 | 0 |
| | Cliff Russell | 2005-06 | 2 | 14 | 7.0 | 9 | 0 |
| | Willie Smith | 1987 | 2 | 13 | 6.5 | 8 | 1 |
| | Ronald Scott | 1987 | 2 | 7 | 3.5 | 5 | 0 |
| | Reagan Mauia | 2007 | 2 | 5 | 2.5 | 5 | 0 |
| | Casey Cramer | 2008 | 2 | 3 | 1.5 | 2t | 1 |
| | Bob Torrey | 1979 | 2 | 3 | 1.5 | 8 | 0 |
| | Barry Pryor | 1969-70 | 2 | -3 | -1.5 | 0 | 0 |
| | Steve Slaton | 2011 | 2 | -3 | -1.5 | -1 | 0 |
| 209. | Bo Rather | 1973, 1978 | 1 | 39 | 39.0 | 39 | 0 |
| | Wes Matthews | 1966 | 1 | 20 | 20.0 | 20 | 0 |
| | Tom Beier | 1967, 1969 | 1 | 19 | 19.0 | 19 | 0 |
| | Robert Baker | 1999-02 | 1 | 17 | 17.0 | 17 | 0 |
| | Mike Holmes | 1976 | 1 | 11 | 11.0 | 11 | 0 |
| | Ricky Isom | 1987 | 1 | 11 | 11.0 | 11 | 0 |
| | Keith Sims | 1990-97 | 1 | 9 | 9.0 | 9 | 0 |
| | Dick Anderson | 1968-77 | 1 | 8 | 8.0 | 8 | 0 |
| | Ronald Bellamy | 2004 | 1 | 8 | 8.0 | 8 | 0 |
| | Nuu Faaola | 1989 | 1 | 8 | 8.0 | 8 | 0 |
| | Vick King | 2004 | 1 | 8 | 8.0 | 8 | 0 |
| | Jerson Mastrud | 2011 | 1 | 8 | 8.0 | 8 | 0 |
| | Vern Den Herder | 1971-81 | 1 | 7 | 7.0 | 7t | 1 |
| | Aaron Halterman | 2007 | 1 | 7 | 7.0 | 7 | 0 |
| | Kevin Curtis | 2010 | 1 | 6 | 6.0 | 6 | 0 |
| | Lawrence Phillips | 1997 | 1 | 6 | 6.0 | 6 | 0 |
| | George Farmer | 1987 | 1 | 5 | 5.0 | 5 | 0 |
| | George Chesser | 1966-67 | 1 | 4 | 4.0 | 4 | 0 |
| | Dewayne Dotson | 1994-95, 1997 | 1 | 4 | 4.0 | 4 | 0 |
| | Doug Easlick | 2004 | 1 | 4 | 4.0 | 4 | 0 |
| | Alex Holmes | 2005 | 1 | 2 | 2.0 | 2 | 0 |
| | Frank Wainright | 1995-98 | 1 | 2 | 2.0 | 2t | 1 |
| | Will Heller | 2005 | 1 | 1 | 1.0 | 1t | 1 |
| | Ron Moore | 1998 | 1 | 1 | 1.0 | 1 | 0 |
| | Damon Huard | 1997-00 | 1 | 0 | 0.0 | 0 | 0 |
| | Dan Marino | 1983-99 | 1 | -6 | -6.0 | -6 | 0 |
| 235. | Lee Suggs | 2006 | 0 | 13 | — | 13 | 0 |
| | Rex Hadnot | 2004-07 | 0 | -2 | — | -2 | 0 |
| | Samson Satele | 2007-08 | 0 | -3 | — | -3 | 0 |

SCORING

| | PLAYER | YEARS | TD | TDR | TDP | TDRT | FG | PAT | PTS. |
|----|----------------------|----------------|----------|----------|----------|----------|------------|------------|------------|
| 1. | Olindo Mare | 1997-06 | 0 | 0 | 0 | 0 | 245 | 313 | 1048 |
| 2. | Garó Yepremian | 1970-78 | 0 | 0 | 0 | 0 | 165 | 335 | 830 |
| 3. | Pete Stoyanovich | 1989-95 | 0 | 0 | 0 | 0 | 176 | 246 | 774 |
| 4. | Uwe von Schamann | 1979-84 | 0 | 0 | 0 | 0 | 101 | 237 | 540 |
| 5. | Mark Clayton | 1983-92 | 82 | 0 | 81 | 1 | 0 | 0 | 492 |
| 6. | Nat Moore | 1974-86 | 75 | 1 | 74 | 0 | 0 | 0 | 450 |
| 7. | Dan Carpenter | 2008-11 | 0 | 0 | 0 | 0 | 105 | 128 | 443 |

| | PLAYER | YEARS | TD | TDR | TDP | TDRT | FG | PAT | PTS. |
|-----|-----------------------|---------------------------|-----------|----------|-----------|----------|----------|----------|------------|
| 8. | Mark Duper | 1982-92 | 59 | 0 | 59 | 0 | 0 | 0 | 354 |
| 9. | Larry Csonka | 1968-74, 1979 | 57 | 53 | 4 | 0 | 0 | 0 | 342 |
| 10. | Ricky Williams | 2002-03, 2005, 2007-10 | 54 | 48 | 6 | 0 | 0 | 0 | 326# |
| 11. | Fuad Reveiz | 1985-88 | 0 | 0 | 0 | 0 | 53 | 161 | 320 |
| 12. | Chris Chambers | 2001-07 | 43 | 0 | 43 | 0 | 0 | 0 | 260# |
| 13. | Ronnie Brown | 2005-10 | 38 | 36 | 2 | 0 | 0 | 0 | 230# |
| 14. | Karim Abdul-Jabbar | 1996-99 | 34 | 33 | 1 | 0 | 0 | 0 | 204 |
| 15. | Mercury Morris | 1969-75 | 33 | 29 | 1 | 3 | 0 | 0 | 198 |
| | Tony Nathan | 1979-87 | 33 | 16 | 16 | 1 | 0 | 0 | 198 |
| | Paul Warfield | 1970-74 | 33 | 0 | 33 | 0 | 0 | 0 | 198 |
| 18. | O.J. McDuffie | 1993-01 | 32 | 0 | 29 | 3 | 0 | 0 | 194# |
| 19. | Jim Kiick | 1968-74 | 31 | 28 | 3 | 0 | 0 | 0 | 186 |
| 20. | Lorenzo Hampton | 1985-89 | 28 | 22 | 6 | 0 | 0 | 0 | 168 |
| 21. | Bruce Hardy | 1978-89 | 25 | 0 | 25 | 0 | 0 | 0 | 150 |
| | Don Nottingham | 1973-77 | 25 | 25 | 0 | 0 | 0 | 0 | 150 |
| 23. | Lamar Smith | 2000-01 | 24 | 20 | 4 | 0 | 0 | 0 | 144 |
| 24. | Norm Bulaich | 1975-79 | 23 | 17 | 6 | 0 | 0 | 0 | 138 |
| | Andra Franklin | 1981-84 | 23 | 22 | 1 | 0 | 0 | 0 | 138 |
| | Jim Mandich | 1970-77 | 23 | 0 | 23 | 0 | 0 | 0 | 138 |
| | Howard Twilley | 1966-76 | 23 | 0 | 23 | 0 | 0 | 0 | 138 |
| 28. | Oronde Gadsden | 1998-03 | 22 | 0 | 22 | 0 | 0 | 0 | 132 |
| 29. | Irving Fryar | 1993-95 | 20 | 0 | 20 | 0 | 0 | 0 | 124## |
| 30. | Randy McMichael | 2002-06 | 19 | 0 | 18 | 1 | 0 | 0 | 116# |
| 31. | Jim Jensen | 1981-92 | 19 | 0 | 19 | 0 | 0 | 0 | 114 |
| 32. | Keith Jackson | 1992-94 | 18 | 0 | 18 | 0 | 0 | 0 | 110# |
| | Bernie Parmalee | 1992-98 | 18 | 15 | 3 | 0 | 0 | 0 | 110# |
| 34. | Anthony Fasano | 2008-11 | 18 | 0 | 18 | 0 | 0 | 0 | 108 |
| | Duriel Harris | 1976-83, 1985 | 18 | 0 | 18 | 0 | 0 | 0 | 108 |
| 36. | Ron Davenport | 1985-89 | 17 | 13 | 4 | 0 | 0 | 0 | 102 |
| | Karl Noonan | 1966-71 | 17 | 0 | 17 | 0 | 0 | 0 | 102 |
| 38. | Keith Byars | 1993-96 | 16 | 6 | 10 | 0 | 0 | 0 | 96 |
| | Dan Johnson | 1983-87 | 16 | 0 | 16 | 0 | 0 | 0 | 96 |
| | Benny Malone | 1974-78 | 16 | 16 | 0 | 0 | 0 | 0 | 96 |
| | Sammie Smith | 1989-91 | 16 | 15 | 1 | 0 | 0 | 0 | 96 |
| 42. | Terry Kirby | 1993-95 | 15 | 9 | 6 | 0 | 0 | 0 | 92# |
| 43. | Mark Higgs | 1990-94 | 15 | 14 | 0 | 1 | 0 | 0 | 90 |
| 44. | Jay Feely | 2007 | 0 | 0 | 0 | 0 | 21 | 26 | 89 |
| | Joe Nedney | 1996-97 | 0 | 0 | 0 | 0 | 18 | 35 | 89 |
| 46. | Tony Martin | 1989-93, 1999-00 | 14 | 0 | 14 | 0 | 0 | 0 | 84 |
| | Delvin Williams | 1978-80 | 14 | 13 | 1 | 0 | 0 | 0 | 84 |
| 48. | Woody Bennett | 1980-88 | 13 | 10 | 3 | 0 | 0 | 0 | 78 |
| | Jimmy Cefalo | 1978-84 | 13 | 0 | 13 | 0 | 0 | 0 | 78 |
| | Joe Rose | 1980-85 | 13 | 0 | 13 | 0 | 0 | 0 | 78 |
| 51. | Joe Auer | 1966-67 | 12 | 5 | 6 | 1 | 0 | 0 | 72 |
| | Mark Ingram | 1993-94 | 12 | 0 | 12 | 0 | 0 | 0 | 72 |
| | Troy Stradford | 1987-90 | 12 | 10 | 2 | 0 | 0 | 0 | 72 |
| 54. | Marty Booker | 2004-07 | 11 | 0 | 11 | 0 | 0 | 0 | 70## |
| 55. | Karl Kremser | 1969-70 | 0 | 0 | 0 | 0 | 13 | 28 | 67 |
| 56. | Davone Bess | 2008-11 | 11 | 0 | 11 | 0 | 0 | 0 | 66 |
| | Jay Fiedler | 2000-04 | 11 | 11 | 0 | 0 | 0 | 0 | 66 |
| 58. | Gene Mingo | 1966-67 | 0 | 0 | 0 | 0 | 11 | 32 | 65 |
| 59. | Ferrell Edmunds | 1988-92 | 10 | 0 | 10 | 0 | 0 | 0 | 60 |
| | Ted Ginn, Jr. | 2007-09 | 10 | 2 | 5 | 3 | 0 | 0 | 60 |
| | Travis Minor | 2001-06 | 10 | 8 | 1 | 1 | 0 | 0 | 60 |
| | Irving Spikes | 1994-97 | 10 | 8 | 2 | 0 | 0 | 0 | 60 |
| | David Woodley | 1980-83 | 10 | 9 | 1 | 0 | 0 | 0 | 60 |
| 64. | Jason Taylor | 1997-07, 2009, 2011 | 9 | 0 | 0 | 9 | 0 | 0 | 58** |
| 65. | Pete Johnson | 1984 | 9 | 9 | 0 | 0 | 0 | 0 | 54 |
| | Dan Marino | 1983-99 | 9 | 9 | 0 | 0 | 0 | 0 | 54 |
| | Brandon Marshall | 2010-11 | 9 | 0 | 9 | 0 | 0 | 0 | 54 |
| | Stan Mitchell | 1966-70 | 9 | 4 | 5 | 0 | 0 | 0 | 54 |
| | Tony Paige | 1990-92 | 9 | 3 | 6 | 0 | 0 | 0 | 54 |

| | PLAYER | YEARS | TD | TDR | TDP | TDRT | FG | PAT | PTS. |
|------|-----------------------|---------------------|----------|----------|----------|----------|----------|----------|-----------|
| | James Pruitt | 1986-88, 1990-91 | 9 | 0 | 8 | 1 | 0 | 0 | 54 |
| | Freddie Solomon | 1975-77 | 9 | 1 | 5 | 3 | 0 | 0 | 54 |
| 72. | Jimmy Keyes | 1968-69 | 0 | 0 | 0 | 0 | 7 | 30 | 51 |
| 73. | Troy Drayton | 1996-99 | 8 | 0 | 8 | 0 | 0 | 0 | 50# |
| | James McKnight | 2001-03 | 8 | 1 | 7 | 0 | 0 | 0 | 50# |
| 75. | Fred Banks | 1987-93 | 8 | 0 | 8 | 0 | 0 | 0 | 48 |
| | Gary Davis | 1976-79 | 8 | 7 | 1 | 0 | 0 | 0 | 48 |
| | Sammy Morris | 2004-06 | 8 | 8 | 0 | 0 | 0 | 0 | 48 |
| | Stanley Pritchett | 1996-99 | 8 | 2 | 6 | 0 | 0 | 0 | 48 |
| | Lamar Thomas | 1996-00 | 8 | 0 | 8 | 0 | 0 | 0 | 48 |
| 80. | Doug Moreau | 1966-69 | 6 | 0 | 6 | 0 | 1 | 6 | 45 |
| 81. | Marlin Briscoe | 1972-74 | 7 | 0 | 7 | 0 | 0 | 0 | 42 |
| | Reggie Bush | 2011 | 7 | 6 | 1 | 0 | 0 | 0 | 42 |
| | Bob Griese | 1967-80 | 7 | 7 | 0 | 0 | 0 | 0 | 42 |
| | Rob Konrad | 1999-04 | 7 | 1 | 6 | 0 | 0 | 0 | 42 |
| | Larry Seiple | 1966-67 | 7 | 0 | 7 | 0 | 0 | 0 | 42 |
| 86. | Booth Lusteg | 1967 | 0 | 0 | 0 | 0 | 7 | 18 | 39 |
| 87. | Patrick Cobbs | 2006-10 | 6 | 2 | 4 | 0 | 0 | 0 | 36 |
| | Brian Hartline | 2009-11 | 6 | 1 | 5 | 0 | 0 | 0 | 36 |
| | Leroy Harris | 1977-78 | 6 | 6 | 0 | 0 | 0 | 0 | 36 |
| | Andre Tillman | 1975-78 | 6 | 0 | 6 | 0 | 0 | 0 | 36 |
| | Tommy Vigorito | 1981-85 | 6 | 2 | 2 | 2 | 0 | 0 | 36 |
| 92. | Andre Brown | 1989-90 | 5 | 0 | 5 | 0 | 0 | 0 | 30 |
| | Lex Hilliard | 2009-11 | 5 | 2 | 2 | 1 | 0 | 0 | 30 |
| | J.J. Johnson | 1999-01 | 5 | 5 | 0 | 0 | 0 | 0 | 30 |
| | David Martin | 2007-08 | 5 | 0 | 5 | 0 | 0 | 0 | 30 |
| | Jed Weaver | 2000-02 | 5 | 0 | 5 | 0 | 0 | 0 | 30 |
| 97. | Dick Anderson | 1968-77 | 4 | 0 | 0 | 4 | 0 | 0 | 24 |
| | Fred Barnett | 1996-97 | 4 | 0 | 4 | 0 | 0 | 0 | 24 |
| | Greg Baty | 1991-94 | 4 | 0 | 4 | 0 | 0 | 0 | 24 |
| | Terrell Buckley | 1995-99, 2003 | 4 | 0 | 0 | 4 | 0 | 0 | 24 |
| | Greg Camarillo | 2007-09 | 4 | 0 | 4 | 0 | 0 | 0 | 24 |
| | Marv Fleming | 1970-74 | 4 | 0 | 4 | 0 | 0 | 0 | 24 |
| | Jack Harper | 1967-68 | 4 | 1 | 3 | 0 | 0 | 0 | 24 |
| | Randal Hill | 1991, 1995-96 | 4 | 0 | 4 | 0 | 0 | 0 | 24 |
| | Cleo Lemon | 2005-07 | 4 | 4 | 0 | 0 | 0 | 0 | 24 |
| | Marc Logan | 1989-91 | 4 | 2 | 0 | 2 | 0 | 0 | 24 |
| | Leslie Shepherd | 2000 | 4 | 0 | 4 | 0 | 0 | 0 | 24 |
| | Zach Thomas | 1996-07 | 4 | 0 | 0 | 4 | 0 | 0 | 24 |
| | Derrius Thompson | 2003-04 | 4 | 0 | 4 | 0 | 0 | 0 | 24 |
| 110. | Willie Beecher | 1987 | 0 | 0 | 0 | 0 | 3 | 12 | 21 |
| 111. | Eric Green | 1995 | 3 | 0 | 3 | 0 | 0 | 0 | 20# |
| | Derek Hagan | 2006-08 | 3 | 0 | 3 | 0 | 0 | 0 | 20# |
| | Sam Madison | 1997-05 | 3 | 0 | 0 | 3 | 0 | 0 | 20* |
| 114. | John Avery | 1998-99 | 3 | 2 | 1 | 0 | 0 | 0 | 18 |
| | Jack Clancy | 1967-69 | 3 | 0 | 3 | 0 | 0 | 0 | 18 |
| | Charles Clay | 2011 | 3 | 0 | 3 | 0 | 0 | 0 | 18 |
| | Tony Franklin | 1988 | 0 | 0 | 0 | 0 | 4 | 6 | 18 |
| | Samkon Gado | 2007 | 3 | 3 | 0 | 0 | 0 | 0 | 18 |
| | Nick Giaquinto | 1980-81 | 3 | 0 | 2 | 1 | 0 | 0 | 18 |
| | Hubert Ginn | 1970-75 | 3 | 3 | 0 | 0 | 0 | 0 | 18 |
| | Shayne Graham | 2011 | 0 | 0 | 0 | 0 | 4 | 6 | 18 |
| | Joey Haynos | 2008-09 | 3 | 0 | 3 | 0 | 0 | 0 | 18 |
| | Frank Jackson | 1966-67 | 3 | 0 | 3 | 0 | 0 | 0 | 18 |
| | Charles Jordan | 1996-98 | 3 | 0 | 3 | 0 | 0 | 0 | 18 |
| | Mike Kozlowski | 1979-86 | 3 | 0 | 0 | 3 | 0 | 0 | 18 |
| | Ronnie Lee | 1979-82, 1984-89 | 3 | 0 | 3 | 0 | 0 | 0 | 18 |
| | Ray Lucas | 2001-02 | 3 | 3 | 0 | 0 | 0 | 0 | 18 |
| | Loaird McCreary | 1976-78 | 3 | 0 | 3 | 0 | 0 | 0 | 18 |
| | Lloyd Mumphord | 1969-74 | 3 | 0 | 0 | 3 | 0 | 0 | 18 |
| | David Overstreet | 1983 | 3 | 1 | 2 | 0 | 0 | 0 | 18 |
| | Justin Peelle | 2006-07 | 3 | 0 | 3 | 0 | 0 | 0 | 18 |
| | Scott Schwedes | 1987-90 | 3 | 0 | 2 | 1 | 0 | 0 | 18 |
| | Ronald Scott | 1987 | 3 | 3 | 0 | 0 | 0 | 0 | 18 |

| | PLAYER | YEARS | TD | TDR | TDP | TDRT | FG | PAT | PTS. |
|------|----------------------|---------------------|----------|----------|----------|----------|----------|----------|-----------|
| | Otto Stowe | 1971-72 | 3 | 0 | 3 | 0 | 0 | 0 | 18 |
| 135. | Matt Bryant | 2004 | 0 | 0 | 0 | 0 | 3 | 7 | 16 |
| | Wes Welker | 2004-06 | 2 | 0 | 1 | 1 | 1 | 1 | 16 |
| 137. | Tim Foley | 1970-80 | 2 | 0 | 0 | 2 | 0 | 0 | 14* |
| | Billy Joe | 1966 | 2 | 0 | 2 | 0 | 0 | 0 | 14# |
| 139. | Mel Baker | 1974 | 2 | 0 | 2 | 0 | 0 | 0 | 12 |
| | Charlie Baumann | 1991 | 0 | 0 | 0 | 0 | 2 | 6 | 12 |
| | Bob Baumhower | 1977-86 | 2 | 0 | 0 | 2 | 0 | 0 | 12 |
| | Jim Braxton | 1978 | 2 | 2 | 0 | 0 | 0 | 0 | 12 |
| | Gary Clark | 1995 | 2 | 0 | 2 | 0 | 0 | 0 | 12 |
| | Cecil Collins | 1999 | 2 | 2 | 0 | 0 | 0 | 0 | 12 |
| | Robert Edwards | 2002 | 2 | 1 | 1 | 0 | 0 | 0 | 12 |
| | Bryan Gilmore | 2004-05 | 2 | 0 | 2 | 0 | 0 | 0 | 12 |
| | Abner Haynes | 1967 | 2 | 2 | 0 | 0 | 0 | 0 | 12 |
| | Chad Henne | 2008-11 | 2 | 2 | 0 | 0 | 0 | 0 | 12 |
| | Eddie Hill | 1981-84 | 2 | 1 | 1 | 0 | 0 | 0 | 12 |
| | Liffort Hogley | 1987-93 | 2 | 0 | 0 | 2 | 0 | 0 | 12 |
| | Bobby Humphrey | 1992 | 2 | 1 | 1 | 0 | 0 | 0 | 12 |
| | William Judson | 1982-89 | 2 | 0 | 0 | 2 | 0 | 0 | 12 |
| | Dave Kocourek | 1966 | 2 | 0 | 2 | 0 | 0 | 0 | 12 |
| | Donald Lee | 2003-04 | 2 | 0 | 2 | 0 | 0 | 0 | 12 |
| | Kyle Mackey | 1987 | 2 | 2 | 0 | 0 | 0 | 0 | 12 |
| | Brock Marion | 1998-03 | 2 | 0 | 0 | 2 | 0 | 0 | 12 |
| | Don McNeal | 1980-89 | 2 | 0 | 0 | 2 | 0 | 0 | 12 |
| | Jerris McPhail | 1996-97 | 2 | 1 | 1 | 0 | 0 | 0 | 12 |
| | Scott Miller | 1991-96 | 2 | 0 | 1 | 1 | 0 | 0 | 12 |
| | Matt Moore | 2011 | 2 | 2 | 0 | 0 | 0 | 0 | 12 |
| | Jeff Ogden | 2000-01 | 2 | 0 | 1 | 1 | 0 | 0 | 12 |
| | Louis Oliver | 1989-93, 1995-96 | 2 | 0 | 0 | 2 | 0 | 0 | 12 |
| | Ed Perry | 1997-04 | 2 | 0 | 2 | 0 | 0 | 0 | 12 |
| | Sam Price | 1966-68 | 2 | 1 | 1 | 0 | 0 | 0 | 12 |
| | Bo Roberson | 1966 | 2 | 0 | 2 | 0 | 0 | 0 | 12 |
| | Terry Robiskie | 1980-81 | 2 | 2 | 0 | 0 | 0 | 0 | 12 |
| | Bill Stanfill | 1969-76 | 2 | 0 | 0 | 2 | 0 | 0 | 12 |
| | Don Strock | 1974-87 | 2 | 2 | 0 | 0 | 0 | 0 | 12 |
| | Patrick Surtain | 1998-04 | 2 | 0 | 0 | 2 | 0 | 0 | 12 |
| | Troy Vincent | 1992-95 | 2 | 0 | 0 | 2 | 0 | 0 | 12 |
| | Jimmy Warren | 1966-67 | 2 | 0 | 0 | 2 | 0 | 0 | 12 |
| | Dick Westmoreland | 1966-69 | 2 | 0 | 0 | 2 | 0 | 0 | 12 |
| | Stan Winfrey | 1975-77 | 2 | 1 | 1 | 0 | 0 | 0 | 12 |
| 174. | Bill Gramatica | 2004 | 0 | 0 | 0 | 0 | 3 | 0 | 9 |
| 175. | Kim Bokamper | 1977-85 | 1 | 0 | 0 | 1 | 0 | 0 | 8* |
| | Curtis Johnson | 1970-78 | 1 | 0 | 0 | 1 | 0 | 0 | 8* |
| 177. | Will Allen | 2006-11 | 1 | 0 | 0 | 1 | 0 | 0 | 6 |
| | John Beck | 2007-08 | 1 | 1 | 0 | 0 | 0 | 0 | 6 |
| | Don Bessillieu | 1979-81 | 1 | 0 | 0 | 1 | 0 | 0 | 6 |
| | Glenn Blackwood | 1979-87 | 1 | 0 | 0 | 1 | 0 | 0 | 6 |
| | Tim Bowens | 1994-04 | 1 | 0 | 0 | 1 | 0 | 0 | 6 |
| | J.B. Brown | 1989-96 | 1 | 0 | 0 | 1 | 0 | 0 | 6 |
| | Bob Brudzinski | 1981-89 | 1 | 0 | 0 | 1 | 0 | 0 | 6 |
| | Nick Buoniconti | 1969-76 | 1 | 0 | 0 | 1 | 0 | 0 | 6 |
| | Kevin Burnett | 2011 | 1 | 0 | 0 | 1 | 0 | 0 | 6 |
| | Brett Carolan | 1996 | 1 | 0 | 1 | 0 | 0 | 0 | 6 |
| | Cris Carter | 2002 | 1 | 0 | 1 | 0 | 0 | 0 | 6 |
| | Joe Carter | 1984-86 | 1 | 1 | 0 | 0 | 0 | 0 | 6 |
| | Rick Casares | 1966 | 1 | 0 | 1 | 0 | 0 | 0 | 6 |
| | Jesse Chatman | 2005, 2007 | 1 | 1 | 0 | 0 | 0 | 0 | 6 |
| | Casey Cramer | 2008 | 1 | 0 | 1 | 0 | 0 | 0 | 6 |
| | Aaron Craver | 1991-94 | 1 | 1 | 0 | 0 | 0 | 0 | 6 |
| | Bill Cronin | 1966 | 1 | 0 | 1 | 0 | 0 | 0 | 6 |
| | Daunte Culpepper | 2006 | 1 | 1 | 0 | 0 | 0 | 0 | 6 |
| | Vontae Davis | 2009-11 | 1 | 0 | 0 | 1 | 0 | 0 | 6 |
| | Vern Den Herder | 1971-81 | 1 | 0 | 1 | 0 | 0 | 0 | 6 |
| | Leland Douglas | 1987 | 1 | 0 | 1 | 0 | 0 | 0 | 6 |
| | Bert Emanuel | 2000 | 1 | 0 | 1 | 0 | 0 | 0 | 6 |

| | PLAYER | YEARS | TD | TDR | TDP | TDRT | FG | PAT | PTS. |
|------|----------------------|---------------------|----------|----------|----------|----------|----------|----------|----------|
| | Frank Emanuel | 1968-69 | 1 | 0 | 0 | 1 | 0 | 0 | 6 |
| | Tom Erlandson | 1966-67 | 1 | 0 | 0 | 1 | 0 | 0 | 6 |
| | A.J. Feeley | 2004-05 | 1 | 1 | 0 | 0 | 0 | 0 | 6 |
| | Trent Gamble | 2000-03 | 1 | 0 | 0 | 1 | 0 | 0 | 6 |
| | Cookie Gilchrist | 1966 | 1 | 0 | 1 | 0 | 0 | 0 | 6 |
| | Kerry Glenn | 1990-92 | 1 | 0 | 0 | 1 | 0 | 0 | 6 |
| | Hunter Goodwin | 1999-01 | 1 | 0 | 1 | 0 | 0 | 0 | 6 |
| | Vince Heflin | 1982-85 | 1 | 0 | 1 | 0 | 0 | 0 | 6 |
| | Will Heller | 2005 | 1 | 0 | 1 | 0 | 0 | 0 | 6 |
| | Renaldo Hill | 2006-08 | 1 | 0 | 0 | 1 | 0 | 0 | 6 |
| | Sean Hill | 1994-96 | 1 | 0 | 0 | 1 | 0 | 0 | 6 |
| | Trell Hooper | 1987 | 1 | 0 | 0 | 1 | 0 | 0 | 6 |
| | Steve Howell | 1979-81 | 1 | 1 | 0 | 0 | 0 | 0 | 6 |
| | Ricky Isom | 1987 | 1 | 1 | 0 | 0 | 0 | 0 | 6 |
| | Calvin Jackson | 1994-99 | 1 | 0 | 0 | 1 | 0 | 0 | 6 |
| | Vestee Jackson | 1991-93 | 1 | 0 | 0 | 1 | 0 | 0 | 6 |
| | Pete Jaquess | 1966-67 | 1 | 0 | 0 | 1 | 0 | 0 | 6 |
| | Pat Johnson | 1995 | 1 | 0 | 0 | 1 | 0 | 0 | 6 |
| | Robert Jones | 1998-00 | 1 | 0 | 0 | 1 | 0 | 0 | 6 |
| | Chuck Klingbeil | 1991-95 | 1 | 0 | 0 | 1 | 0 | 0 | 6 |
| | Bernie Kosar | 1994-96 | 1 | 1 | 0 | 0 | 0 | 0 | 6 |
| | Michael Lehan | 2006-08 | 1 | 0 | 0 | 1 | 0 | 0 | 6 |
| | Charles Leigh | 1971-73 | 1 | 1 | 0 | 0 | 0 | 0 | 6 |
| | David Lewis | 1987 | 1 | 0 | 1 | 0 | 0 | 0 | 6 |
| | Phillip Merling | 2008-11 | 1 | 0 | 0 | 1 | 0 | 0 | 6 |
| | Gene Milton | 1968-69 | 1 | 0 | 1 | 0 | 0 | 0 | 6 |
| | Koa Misi | 2010-11 | 1 | 0 | 0 | 1 | 0 | 0 | 6 |
| | Kenny Mixon | 1998-01 | 1 | 0 | 0 | 1 | 0 | 0 | 6 |
| | Marlon Moore | 2010-11 | 1 | 0 | 1 | 0 | 0 | 0 | 6 |
| | Earl Morrall | 1972-76 | 1 | 1 | 0 | 0 | 0 | 0 | 6 |
| | Cliff Odom | 1990-93 | 1 | 0 | 0 | 1 | 0 | 0 | 6 |
| | Chad Pennington | 2008-10 | 1 | 1 | 0 | 0 | 0 | 0 | 6 |
| | Brett Perriman | 1997 | 1 | 0 | 1 | 0 | 0 | 0 | 6 |
| | Lousaka Polite | 2008-10 | 1 | 1 | 0 | 0 | 0 | 0 | 6 |
| | Derrick Pope | 2004-07 | 1 | 0 | 0 | 1 | 0 | 0 | 6 |
| | Willie Richardson | 1970 | 1 | 0 | 1 | 0 | 0 | 0 | 6 |
| | John Roderick | 1966 | 1 | 0 | 1 | 0 | 0 | 0 | 6 |
| | Jake Scott | 1970-75 | 1 | 0 | 0 | 1 | 0 | 0 | 6 |
| | Scott Secules | 1989-92 | 1 | 1 | 0 | 0 | 0 | 0 | 6 |
| | Steve Slaton | 2011 | 1 | 1 | 0 | 0 | 0 | 0 | 6 |
| | Gerald Small | 1978-83 | 1 | 0 | 0 | 1 | 0 | 0 | 6 |
| | Willie Smith | 1987 | 1 | 0 | 1 | 0 | 0 | 0 | 6 |
| | Brian Sochia | 1986-91 | 1 | 0 | 0 | 1 | 0 | 0 | 6 |
| | Kory Sperry | 2009 | 1 | 0 | 1 | 0 | 0 | 0 | 6 |
| | John Stofa | 1966-67, 1969-70 | 1 | 1 | 0 | 0 | 0 | 0 | 6 |
| | John Tagliaferri | 1987 | 1 | 1 | 0 | 0 | 0 | 0 | 6 |
| | Daniel Thomas | 2011 | 1 | 1 | 0 | 0 | 0 | 0 | 6 |
| | Norris Thomas | 1977-79 | 1 | 0 | 0 | 1 | 0 | 0 | 6 |
| | Thurman Thomas | 2000 | 1 | 0 | 1 | 0 | 0 | 0 | 6 |
| | Bob Torrey | 1979 | 1 | 1 | 0 | 0 | 0 | 0 | 6 |
| | Frank Wainright | 1995-98 | 1 | 0 | 1 | 0 | 0 | 0 | 6 |
| | Fulton Walker | 1981-84 | 1 | 0 | 0 | 1 | 0 | 0 | 6 |
| | Willie West | 1966-68 | 1 | 0 | 0 | 1 | 0 | 0 | 6 |
| | Jarvis Williams | 1988-93 | 1 | 0 | 0 | 1 | 0 | 0 | 6 |
| | Robert Wilson | 1994-96 | 1 | 0 | 1 | 0 | 0 | 0 | 6 |
| | Dick Wood | 1966 | 1 | 1 | 0 | 0 | 0 | 0 | 6 |
| 256. | Van Tiffin | 1987 | 0 | 0 | 0 | 0 | 0 | 4 | 4 |
| 257. | Charlie Anderson | 2008-09 | 0 | 0 | 0 | 0 | 0 | 0 | 2* |
| | Kevin Carter | 2005-06 | 0 | 0 | 0 | 0 | 0 | 0 | 2* |
| | Mike Charles | 1983-86 | 0 | 0 | 0 | 0 | 0 | 0 | 2* |
| | Aaron Craver | 1991-94 | 0 | 0 | 0 | 0 | 0 | 0 | 2# |
| | A.J. Duhe | 1977-84 | 0 | 0 | 0 | 0 | 0 | 0 | 2* |
| | Larry Gordon | 1976-82 | 0 | 0 | 0 | 0 | 0 | 0 | 2* |
| | Jermaine Haley | 2000-02 | 0 | 0 | 0 | 0 | 0 | 0 | 2* |
| | Reggie Howard | 2004-05 | 0 | 0 | 0 | 0 | 0 | 0 | 2* |

| | | | | | | | | |
|---------------|---------|---|---|---|---|---|---|----|
| Sammy Knight | 2003-04 | 0 | 0 | 0 | 0 | 0 | 0 | 2* |
| Don Reese | 1974-76 | 0 | 0 | 0 | 0 | 0 | 0 | 2* |
| George Wilson | 1966 | 0 | 0 | 0 | 0 | 0 | 0 | 2# |

* — safety # — two point conversion

INTERCEPTIONS

| | PLAYER | YEARS | NO. | YDS. | AVG. | LG | TD |
|-----|---------------------|---------------------|----------|------------|-------------|-----------|----------|
| 1. | Jake Scott | 1970-75 | 35 | 425 | 12.1 | 47 | 0 |
| 2. | Dick Anderson | 1968-77 | 34 | 792 | 23.3 | 96t | 3 |
| 3. | Sam Madison | 1997-05 | 31 | 487 | 15.7 | 42 | 2 |
| 4. | Glenn Blackwood | 1979-87 | 29 | 398 | 13.7 | 50 | 1 |
| | Patrick Surtain | 1998-04 | 29 | 298 | 10.3 | 43 | 2 |
| 6. | Louis Oliver | 1989-93, 1995-96 | 24 | 569 | 23.7 | 103t | 2 |
| | Terrell Buckley | 1995-99, 2003 | 24 | 425 | 17.7 | 91t | 3 |
| | William Judson | 1982-89 | 24 | 368 | 15.3 | 61t | 2 |
| 9. | Gerald Small | 1978-83 | 23 | 378 | 16.4 | 46t | 1 |
| 10. | Curtis Johnson | 1970-78 | 22 | 150 | 6.8 | 34 | 0 |
| | Tim Foley | 1970-80 | 22 | 96 | 4.4 | 18 | 0 |
| 12. | Brock Marion | 1998-03 | 20 | 431 | 21.6 | 100t | 2 |
| 13. | Don McNeal | 1980-89 | 18 | 163 | 9.1 | 30 | 2 |
| 14. | Zach Thomas | 1996-07 | 17 | 170 | 10.0 | 34t | 4 |
| 15. | J.B. Brown | 1989-96 | 16 | 293 | 18.3 | 48 | 1 |
| 16. | Dick Westmoreland | 1966-69 | 15 | 236 | 15.7 | 42 | 1 |
| 17. | Troy Vincent | 1992-95 | 14 | 284 | 20.3 | 69 | 2 |
| | Jarvis Williams | 1988-93 | 14 | 216 | 15.4 | 42 | 1 |
| | Lloyd Mumphord | 1969-74 | 14 | 187 | 13.4 | 51 | 2 |
| | Lyle Blackwood | 1981-86 | 14 | 175 | 12.5 | 45 | 0 |
| | Earnie Rhone | 1975-84 | 14 | 110 | 7.9 | 16 | 0 |
| 22. | Willie West | 1966-68 | 13 | 180 | 13.8 | 32 | 0 |
| | Paul Lankford | 1982-91 | 13 | 89 | 6.7 | 44 | 0 |
| 24. | Charlie Babb | 1972-79 | 12 | 141 | 11.8 | 36 | 0 |
| | Brian Walker | 1997-98, 2000-01 | 12 | 92 | 7.7 | 31 | 0 |
| 26. | Jimmy Warren | 1966-69 | 11 | 247 | 22.5 | 70t | 2 |
| 27. | Vontae Davis | 2009-11 | 9 | 124 | 13.8 | 28 | 1 |
| 28. | Mike Kozlowski | 1979-86 | 8 | 172 | 21.5 | 38t | 2 |
| | Larry Gordon | 1976-82 | 8 | 121 | 15.1 | 36 | 0 |
| | Bob Matheson | 1971-79 | 8 | 111 | 13.9 | 34 | 0 |
| | Jason Taylor | 1997-07, 2009, 2011 | 8 | 110 | 13.8 | 51t | 3 |
| | Nick Buoniconti | 1969-76 | 8 | 89 | 11.1 | 24 | 0 |
| | Jason Allen | 2006-10 | 8 | 41 | 5.1 | 17 | 0 |
| 34. | Sammy Knight | 2003-04 | 7 | 130 | 18.6 | 70 | 0 |
| | Norris Thomas | 1977-79 | 7 | 115 | 16.4 | 53t | 1 |
| | Will Allen | 2006-11 | 7 | 114 | 16.3 | 32t | 1 |
| | André Goodman | 2006-08 | 7 | 76 | 10.9 | 55 | 0 |
| 38. | Bud Brown | 1984-88 | 6 | 96 | 16.0 | 53 | 0 |
| | Renaldo Hill | 2006-08 | 6 | 91 | 15.2 | 24 | 0 |
| | Jeremiah Bell | 2004-11 | 6 | 89 | 14.8 | 29 | 0 |
| | Kim Bokamper | 1977-85 | 6 | 55 | 9.2 | 24t | 1 |
| | John Bramlett | 1977-85 | 6 | 49 | 8.2 | 22 | 0 |
| 43. | Bob Petrella | 1966-71 | 5 | 104 | 20.8 | 33 | 0 |
| | Neal Colzie | 1979 | 5 | 86 | 17.2 | 56 | 0 |
| | Mike Kolen | 1970-77 | 5 | 85 | 17.0 | 29 | 0 |
| | Liffort Hobley | 1987-93 | 5 | 61 | 12.2 | 22 | 0 |
| | Fulton Walker | 1981-84 | 5 | 61 | 12.2 | 30 | 0 |
| | Arturo Freeman | 2000-04 | 5 | 59 | 11.8 | 47 | 0 |
| | Bob Brudzinski | 1981-89 | 5 | 46 | 9.2 | 19 | 0 |
| | Rick Volk | 1977-78 | 5 | 42 | 8.4 | 24 | 0 |
| | Shawn Wooden | 1996-99, 2001-04 | 5 | 25 | 5.0 | 15 | 0 |
| | Doug Swift | 1970-75 | 5 | 17 | 3.4 | 12 | 0 |
| | Don Bessillieu | 1979-81 | 5 | 13 | 2.6 | 12 | 0 |
| 54. | Calvin Jackson | 1994-99 | 4 | 105 | 26.3 | 61t | 1 |
| | Lance Schulters | 2005 | 4 | 78 | 19.5 | 37 | 0 |
| | Tom Erlandson | 1966-67 | 4 | 68 | 17.0 | 37 | 1 |
| | John Offerdahl | 1986-93 | 4 | 44 | 11.0 | 28 | 0 |
| | Tim McKyer | 1990 | 4 | 40 | 10.0 | 21 | 0 |
| | Gene Atkins | 1994-96 | 4 | 24 | 6.0 | 18 | 0 |
| | Michael Stewart | 1994-96 | 4 | 11 | 2.8 | 11 | 0 |

| | PLAYER | YEARS | NO. | YDS. | AVG. | LG | TD |
|------|----------------------|----------------|----------|-----------|-------------|------------|----------|
| 61. | Vestee Jackson | 1991-93 | 3 | 63 | 21.0 | 30t | 1 |
| | Ed Taylor | 1979-82 | 3 | 55 | 18.3 | 44 | 0 |
| | Rodney Thomas | 1988-90 | 3 | 52 | 17.3 | 48 | 0 |
| | Frank Emanuel | 1968-69 | 3 | 46 | 15.3 | 24 | 0 |
| | Bryan Cox | 1991-95 | 3 | 38 | 12.7 | 26 | 0 |
| | Travares Tillman | 2005-07 | 3 | 38 | 12.7 | 22 | 0 |
| | Wahoo McDaniel | 1966-68 | 3 | 35 | 11.7 | 20 | 0 |
| | Derrick Rodgers | 1997-02 | 3 | 33 | 11.0 | 21 | 0 |
| | Jerry Wilson | 1996-00 | 3 | 32 | 10.7 | 19 | 0 |
| | Travis Daniels | 2005-07 | 3 | 31 | 10.3 | 29 | 0 |
| | Steve Towle | 1975-80 | 3 | 30 | 10.0 | 16 | 0 |
| | Pete Jaquess | 1966-67 | 3 | 27 | 9.0 | 27 | 1 |
| | Sean Smith | 2009-11 | 3 | 25 | 8.3 | 18 | 0 |
| | Mark Brown | 1983-88 | 3 | 18 | 6.0 | 13 | 0 |
| | A.J. Duhe | 1977-84 | 3 | 18 | 6.0 | 11 | 0 |
| | Ed Weisacosky | 1968-70 | 3 | 10 | 3.3 | 7 | 0 |
| | Aubrey Beavers | 1994-95 | 3 | 8 | 2.7 | 8 | 0 |
| | Nate Jones | 2008-09 | 3 | 0 | 0.0 | 0 | 0 |
| 79. | Donovan Rose | 1986-87 | 2 | 63 | 31.5 | 36 | 0 |
| | Rusty Chambers | 1976-80 | 2 | 53 | 26.5 | 49 | 0 |
| | Dwight Hollier | 1992-99 | 2 | 47 | 24.5 | 36 | 0 |
| | Ken Ellis | 1976 | 2 | 40 | 20.0 | 40 | 0 |
| | Bobby Harden | 1990-93 | 2 | 39 | 19.5 | 22 | 0 |
| | Robert Sowell | 1983-85, 1987 | 2 | 36 | 18.0 | 29 | 0 |
| | Bill Stanfill | 1969-76 | 2 | 32 | 16.0 | 17t | 2 |
| | Kerry Glenn | 1990-92 | 2 | 31 | 15.5 | 31t | 1 |
| | Jamar Fletcher | 2001-03 | 2 | 30 | 15.0 | 30 | 0 |
| | Akin Ayodele | 2008-09 | 2 | 29 | 14.5 | 17 | 0 |
| | Henry Stuckey | 1972-74 | 2 | 25 | 12.5 | 21 | 0 |
| | George Teague | 1997 | 2 | 25 | 12.5 | 23 | 0 |
| | Tyrone Culver | 2008-09 | 2 | 24 | 12.0 | 23 | 0 |
| | Randy Starks | 2008-11 | 2 | 21 | 10.5 | 18 | 0 |
| | Joey Porter | 2007-08 | 2 | 19 | 9.5 | 14 | 0 |
| | Tate Randle | 1987 | 2 | 16 | 8.0 | 11 | 0 |
| | John McGeever | 1966 | 2 | 15 | 7.5 | 15 | 0 |
| | Tom Beier | 1967, 1969 | 2 | 14 | 7.0 | 7 | 0 |
| | Robert Jones | 1998-00 | 2 | 14 | 7.0 | 14t | 1 |
| | Benny Sapp | 2010-11 | 2 | 9 | 4.5 | 9 | 0 |
| | Jeris White | 1974-76 | 2 | 4 | 2.0 | 4 | 0 |
| | Tyrone Braxton | 1994 | 2 | 3 | 1.5 | 3 | 0 |
| | Nolan Carroll | 2010-11 | 2 | 1 | 0.5 | 1 | 0 |
| | Reshad Jones | 2010-11 | 2 | 1 | 0.5 | 1 | 0 |
| | Chris Green | 1991-94 | 2 | 0 | 0.0 | 0 | 0 |
| | Derrick Pope | 2004-07 | 2 | 0 | 0.0 | 0 | 0 |
| 105. | Kenny Mixon | 1998-01 | 1 | 56 | 56.0 | 56t | 1 |
| | Marvin Mitchell | 2011 | 1 | 55 | 55.0 | 55 | 0 |
| | Jay Brophy | 1984-86 | 1 | 41 | 41.0 | 41 | 0 |
| | Jared Odrick | 2010-11 | 1 | 39 | 39.0 | 39 | 0 |
| | Kevin Burnett | 2011 | 1 | 34 | 34.0 | 34t | 0 |
| | Dean Brown | 1970 | 1 | 32 | 32.0 | 32 | 0 |
| | Bob Neff | 1966-68 | 1 | 32 | 32.0 | 17 | 0 |
| | Hugh Green | 1985-91 | 1 | 28 | 28.0 | 28 | 0 |
| | Earl Faison | 1966 | 1 | 26 | 26.0 | 26 | 0 |
| | Phillip Merling | 2008-11 | 1 | 25 | 25.0 | 25t | 1 |
| | Vern Den Herder | 1971-81 | 1 | 24 | 24.0 | 24 | 0 |
| | Charles Cornelius | 1977-78 | 1 | 21 | 21.0 | 21 | 0 |
| | Bob Bruggers | 1966-68 | 1 | 20 | 20.0 | 20 | 0 |
| | Ralph Ortega | 1979-80 | 1 | 17 | 17.0 | 13 | 0 |
| | Ted Davis | 1970 | 1 | 15 | 15.0 | 15 | 0 |
| | Karlos Dansby | 2010-11 | 1 | 14 | 14.0 | 14 | 0 |
| | Rick Graf | 1987-89 | 1 | 14 | 14.0 | 14 | 0 |
| | Shawn Lee | 1990-91 | 1 | 14 | 14.0 | 14 | 0 |
| | Randy Starks | 2008 | 1 | 8 | 8.0 | 8 | 0 |
| | Jackie Shipp | 1984-88 | 1 | 7 | 7.0 | 7 | 0 |
| | Craig Veasey | 1993-94 | 1 | 7 | 7.0 | 7 | 0 |
| | Reggie Howard | 2004-05 | 1 | 5 | 5.0 | 5 | 0 |

| PLAYER | YEARS | NO. | YDS. | AVG. | LG | TD |
|----------------------|------------------|----------|----------|------------|----------|----------|
| Eric Kumerow | 1988-90 | 1 | 5 | 5.0 | 5 | 0 |
| Jimmy Wilson | 2011 | 1 | 5 | 5.0 | 5 | 0 |
| Alex Moyer | 1985-86 | 1 | 4 | 4.0 | 4 | 0 |
| Greg Jeffries | 1999-00 | 1 | 3 | 3.0 | 3 | 0 |
| Jack Rudolph | 1966 | 1 | 3 | 3.0 | 3 | 0 |
| Chris Singleton | 1993-96 | 1 | 3 | 3.0 | 3 | 0 |
| Brendon Ayanbadejo | 2003-04 | 1 | 2 | 2.0 | 2 | 0 |
| Larry Ball | 1972-74, 1977-78 | 1 | 2 | 2.0 | 2 | 0 |
| Mike Charles | 1983-86 | 1 | 2 | 2.0 | 2 | 0 |
| Channing Crowder | 2005-10 | 1 | 2 | 2.0 | 2 | 0 |
| Mike Reichenbach | 1990-91 | 1 | 2 | 2.0 | 2 | 0 |
| Randall Edmunds | 1968-69 | 1 | 1 | 1.0 | 1 | 0 |
| Bruce Alexander | 1992 | 1 | 0 | 0.0 | 0 | 0 |
| Bob Baumhower | 1977-86 | 1 | 0 | 0.0 | 0 | 0 |
| Tim Bowens | 1994-04 | 1 | 0 | 0.0 | 0 | 0 |
| Chris Clemons | 2009-11 | 1 | 0 | 0.0 | 0 | 0 |
| Jeff Cross | 1989-95 | 1 | 0 | 0.0 | 0 | 0 |
| Scott Galyon | 2000-02 | 1 | 0 | 0.0 | 0 | 0 |
| Jermaine Haley | 2000-02 | 1 | 0 | 0.0 | 0 | 0 |
| Sean Hill | 1994-96 | 1 | 0 | 0.0 | 0 | 0 |
| Mack Lamb | 1967-68 | 1 | 0 | 0.0 | 0 | 0 |
| Michael Lehan | 2006-08 | 1 | 0 | 0.0 | 0 | 0 |
| Cliff Odom | 1990-93 | 1 | 0 | 0.0 | 0 | 0 |
| Muhammad Oliver | 1994 | 1 | 0 | 0.0 | 0 | 0 |
| Vern Roberson | 1977 | 1 | 0 | 0.0 | 0 | 0 |
| Bryant Salter | 1976 | 1 | 0 | 0.0 | 0 | 0 |
| Terrance Shaw | 2000 | 1 | 0 | 0.0 | 0 | 0 |
| Donnie Spragan | 2005-07 | 1 | 0 | 0.0 | 0 | 0 |
| Reggie Torbor | 2008-09 | 1 | 0 | 0.0 | 0 | 0 |
| Jay Williams | 2002-04 | 1 | 0 | 0.0 | 0 | 0 |
| Jeff Zgonina | 2003-06 | 1 | 0 | 0.0 | 0 | 0 |
| Daryl Gardener | 1996-01 | 1 | -1 | -1.0 | -1 | 0 |

SACKS

| PLAYER | YEARS | NO. | PLAYER | YEARS | NO. |
|--------------------|-----------------|-------|---------------------|---------|------|
| 1. Jason Taylor | 1997-07,'09,'11 | 131.0 | 6. Trace Armstrong | 1995-00 | 56.5 |
| 2. Bill Stanfill | 1969-76 | 67.5 | 7. Bob Baumhower | 1977-86 | 39.5 |
| 3. Doug Betters | 1978-87 | 65.5 | Kim Bokamper | 1977-85 | 39.5 |
| 4. Vern Den Herder | 1971-81 | 64.0 | 9. A.J. Duhe | 1977-84 | 38.5 |
| 5. Jeff Cross | 1988-95 | 59.5 | 10. Manny Fernandez | 1968-75 | 35.0 |

KICKOFF RETURNS

| PLAYER | YEARS | NO. | YDS. | AVG. | LG | TD |
|--------------------|---------------|-----|------|------|------|----|
| 1. Wes Welker | 2004-06 | 166 | 3756 | 22.6 | 95t | 1 |
| 2. Ted Ginn, Jr. | 2007-09 | 147 | 3386 | 23.0 | 101t | 2 |
| 3. Mercury Morris | 1969-75 | 111 | 2947 | 26.5 | 105t | 3 |
| 4. Fulton Walker | 1981-85 | 123 | 2944 | 23.9 | 90t | 1 |
| 5. Brock Marion | 1998-03 | 107 | 2517 | 23.5 | 93 | 0 |
| 6. O.J. McDuffie | 1993-01 | 92 | 2103 | 22.9 | 48 | 0 |
| 7. Irving Spikes | 1994-97 | 89 | 2058 | 23.1 | 55 | 0 |
| 8. Lorenzo Hampton | 1985-89 | 96 | 2025 | 21.1 | 46 | 0 |
| 9. Travis Minor | 2001-06 | 84 | 1837 | 21.9 | 66 | 0 |
| 10. Duriel Harris | 1976-83, 1985 | 56 | 1416 | 25.3 | 69 | 0 |

PUNT RETURNS

| PLAYER | YEARS | NO. | FC | YDS. | AVG. | LG | TD |
|-----------------------|----------------|------------|-----------|-------------|-------------|-----------|----------|
| 1. Jake Scott | 1970-75 | 127 | 55 | 1330 | 10.5 | 77t | 1 |
| 2. Wes Welker | 2004-06 | 127 | 64 | 1232 | 9.7 | 71 | 0 |
| 3. Davone Bess | 2008-11 | 111 | 67 | 1166 | 10.5 | 47 | 0 |
| 4. O.J. McDuffie | 1993-01 | 127 | 91 | 1127 | 8.9 | 72t | 2 |
| 5. Tom Vigorito | 1981-85 | 79 | 21 | 830 | 10.5 | 87t | 2 |
| 6. Freddie Solomon | 1975-77 | 71 | 5 | 810 | 11.4 | 79t | 2 |
| 7. Scott Schwedes | 1987-90 | 75 | 18 | 732 | 9.8 | 70t | 1 |
| 8. Jeff Ogden | 2000-01 | 51 | 22 | 700 | 13.7 | 81t | 1 |
| 9. Mark Clayton | 1983-92 | 52 | 13 | 485 | 9.3 | 60t | 1 |
| 10. Tony Nathan | 1979-87 | 51 | 25 | 484 | 9.5 | 86t | 1 |

TOP 20 SEASON LEADERS

RUSHING YARDS

| | NAME | YEAR | YARDS |
|-----|--------------------|------|-------|
| 1. | Ricky Williams | 2002 | 1853 |
| 2. | Ricky Williams | 2003 | 1372 |
| 3. | Delvin Williams | 1978 | 1258 |
| 4. | Lamar Smith | 2000 | 1139 |
| 5. | Ricky Williams | 2009 | 1121 |
| 6. | Larry Csonka | 1972 | 1117 |
| 7. | Karim Abdul-Jabbar | 1996 | 1116 |
| 8. | Reggie Bush | 2011 | 1086 |
| 9. | Larry Csonka | 1971 | 1051 |
| 10. | Ronnie Brown | 2006 | 1008 |
| 11. | Larry Csonka | 1973 | 1003 |
| 12. | Mercury Morris | 1972 | 1000 |
| 13. | Lamar Smith | 2001 | 968 |
| 14. | Karim Abdul-Jabbar | 1998 | 960 |
| 15. | Mercury Morris | 1973 | 954 |
| 16. | Ronnie Brown | 2008 | 916 |
| 17. | Mark Higgs | 1992 | 915 |
| 18. | Ronnie Brown | 2005 | 907 |
| 19. | Mark Higgs | 1991 | 905 |
| 20. | Karim Abdul-Jabbar | 1997 | 892 |

PASSING YARDS

| | NAME | YEAR | YARDS |
|-----|-----------------|------|-------|
| 1. | Dan Marino | 1984 | 5084 |
| 2. | Dan Marino | 1986 | 4746 |
| 3. | Dan Marino | 1994 | 4453 |
| 4. | Dan Marino | 1988 | 4434 |
| 5. | Dan Marino | 1985 | 4137 |
| 6. | Dan Marino | 1992 | 4116 |
| 7. | Dan Marino | 1989 | 3997 |
| 8. | Dan Marino | 1991 | 3970 |
| 9. | Dan Marino | 1997 | 3780 |
| 10. | Dan Marino | 1995 | 3668 |
| 11. | Chad Pennington | 2008 | 3653 |
| 12. | Dan Marino | 1990 | 3563 |
| 13. | Dan Marino | 1998 | 3497 |
| 14. | Chad Henne | 2010 | 3301 |
| 15. | Jay Fiedler | 2001 | 3290 |
| 16. | Dan Marino | 1987 | 3245 |
| 17. | Gus Frerotte | 2005 | 2996 |
| 18. | Chad Henne | 2009 | 2878 |
| 19. | Dan Marino | 1996 | 2795 |
| 20. | Matt Moore | 2011 | 2497 |

PASSING TOUCHDOWNS

| | NAME | YEAR | TOUCHDOWNS |
|-----|------------|------|------------|
| 1. | Dan Marino | 1984 | 48 |
| 2. | Dan Marino | 1986 | 44 |
| 3. | Dan Marino | 1985 | 30 |
| | Dan Marino | 1994 | 30 |
| 5. | Dan Marino | 1988 | 28 |
| 6. | Dan Marino | 1987 | 26 |
| 7. | Dan Marino | 1991 | 25 |
| 8. | Dan Marino | 1989 | 24 |
| | Dan Marino | 1992 | 24 |
| | Dan Marino | 1995 | 24 |
| 11. | Dan Marino | 1998 | 23 |
| 12. | Bob Griese | 1977 | 22 |
| 13. | Bob Griese | 1968 | 21 |
| | Dan Marino | 1990 | 21 |

| | | | |
|-----|-----------------|------|----|
| 15. | Dan Marino | 1983 | 20 |
| | Jay Fiedler | 2001 | 20 |
| 17. | Bob Griese | 1971 | 19 |
| | Chad Pennington | 2008 | 19 |
| 19. | Gus Frerotte | 2005 | 18 |
| 20. | Bob Griese | 1973 | 17 |
| | Dan Marino | 1996 | 17 |

RECEPTIONS

| | NAME | YEAR | RECEPTIONS |
|-----|----------------------|------|------------|
| 1. | O.J. McDuffie | 1998 | 90 |
| 2. | Mark Clayton | 1988 | 86 |
| | Brandon Marshall | 2010 | 86 |
| 4. | Chris Chambers | 2005 | 82 |
| 5. | Brandon Marshall | 2011 | 81 |
| 6. | Davone Bess | 2010 | 79 |
| 7. | O.J. McDuffie | 1997 | 76 |
| | Davone Bess | 2009 | 76 |
| 9. | Terry Kirby (RB) | 1993 | 75 |
| 10. | O.J. McDuffie | 1996 | 74 |
| 11. | Mark Clayton | 1984 | 73 |
| | Irving Fryar | 1994 | 73 |
| | Randy McMichael (TE) | 2004 | 73 |
| 14. | Tony Nathan (RB) | 1985 | 72 |
| 15. | Mark Duper | 1984 | 71 |
| 16. | Mark Clayton | 1985 | 70 |
| | Mark Clayton | 1991 | 70 |
| | Mark Duper | 1991 | 70 |
| 19. | Chris Chambers | 2004 | 69 |
| 20. | Jack Clancy | 1967 | 67 |
| | Mark Duper | 1986 | 67 |
| | Tony Martin | 1999 | 67 |
| | Wes Welker | 2006 | 67 |

RECEIVING YARDS

| | NAME | YEAR | YARDS |
|-----|------------------|------|-------|
| 1. | Mark Clayton | 1984 | 1389 |
| 2. | Mark Duper | 1986 | 1313 |
| 3. | Mark Duper | 1984 | 1306 |
| 4. | Irving Fryar | 1994 | 1270 |
| 5. | Brandon Marshall | 2011 | 1214 |
| 6. | Mark Clayton | 1986 | 1150 |
| 7. | Mark Clayton | 1988 | 1129 |
| 8. | Chris Chambers | 2005 | 1118 |
| 9. | Mark Duper | 1991 | 1085 |
| 10. | Mark Clayton | 1991 | 1053 |
| 11. | O.J. McDuffie | 1998 | 1050 |
| 12. | Tony Martin | 1999 | 1037 |
| 13. | Brandon Marshall | 2010 | 1014 |
| 14. | Mark Clayton | 1989 | 1011 |
| 15. | Irving Fryar | 1993 | 1010 |
| 16. | Mark Duper | 1983 | 1003 |
| 17. | Mark Clayton | 1985 | 996 |
| | Paul Warfield | 1971 | 996 |
| 19. | Chris Chambers | 2003 | 963 |
| 20. | O.J. McDuffie | 1997 | 943 |

POINTS

| | NAME | YEAR | POINTS |
|----|------------------|------|--------|
| 1. | Olindo Mare | 1999 | 144 |
| 2. | Pete Stoyanovich | 1992 | 124 |
| 3. | Pete Stoyanovich | 1991 | 121 |
| 4. | Pete Stoyanovich | 1995 | 118 |
| 5. | Garo Yepremian | 1971 | 117 |
| | Olindo Mare | 1997 | 117 |
| | Olindo Mare | 2000 | 117 |
| 8. | Fuad Reveiz | 1985 | 116 |
| 9. | Garo Yepremian | 1972 | 115 |

| | NAME | YEAR | POINTS |
|-----|------------------|------|--------|
| | Dan Carpenter | 2010 | 115 |
| 11. | Olindo Mare | 2002 | 114 |
| 12. | Gar0 Yepremian | 1973 | 113 |
| | Dan Carpenter | 2011 | 113 |
| 14. | Dan Carpenter | 2009 | 112 |
| 15. | Uwe von Schamann | 1981 | 109 |
| | Pete Stoyanovich | 1993 | 109 |
| 17. | Mark Clayton | 1984 | 108 |
| | Olindo Mare | 2005 | 108 |
| 19. | Pete Stoyanovich | 1994 | 107 |
| 20. | Dan Carpenter | 2008 | 103 |

SACKS

| | NAME | YEAR | SACKS |
|-----|------------------|------|-------|
| 1. | Bill Stanfill | 1973 | 18.5 |
| | Jason Taylor | 2002 | 18.5 |
| 3. | Joey Porter | 2008 | 17.5 |
| 4. | Trace Armstrong | 2000 | 16.5 |
| 5. | Doug Betters | 1983 | 16.0 |
| 6. | Adewale Ogunleye | 2003 | 15.0 |
| 7. | Jason Taylor | 2000 | 14.5 |
| 8. | Doug Betters | 1984 | 14.0 |
| | Bryan Cox | 1992 | 14.0 |
| | Cameron Wake | 2010 | 14.0 |
| 11. | Jason Taylor | 2006 | 13.5 |
| 12. | Jason Taylor | 2003 | 13.0 |
| 13. | Trace Armstrong | 1996 | 12.0 |
| | Jason Taylor | 2005 | 12.0 |
| 15. | Jeff Cross | 1990 | 11.5 |
| 16. | Mel Branch | 1968 | 11.0 |
| | Vern Den Herder | 1975 | 11.0 |
| | Jason Taylor | 2007 | 11.0 |
| 19. | Vern Den Herder | 1972 | 10.5 |
| 20. | Jeff Cross | 1993 | 10.5 |
| | Trace Armstrong | 1998 | 10.5 |

TACKLES

| | NAME | YEAR | TACKLES |
|-----|-----------------|------|---------|
| 1. | Steve Towle | 1976 | 217 |
| 2. | Zach Thomas | 2002 | 195 |
| 3. | Zach Thomas | 2003 | 184 |
| 4. | Zach Thomas | 1996 | 180 |
| | Zach Thomas | 2001 | 180 |
| 6. | Rusty Chambers | 1979 | 178 |
| 7. | Earnie Rhone | 1981 | 171 |
| 8. | Zach Thomas | 2004 | 168 |
| 9. | Zach Thomas | 1999 | 167 |
| 10. | Zach Thomas | 2005 | 166 |
| 11. | Zach Thomas | 2006 | 165 |
| 12. | Steve Towle | 1975 | 164 |
| 13. | Nick Buoniconti | 1973 | 162 |
| 14. | Zach Thomas | 1998 | 160 |
| 15. | Rusty Chambers | 1978 | 151 |
| 16. | Zach Thomas | 1997 | 149 |
| 17. | Bryan Cox | 1994 | 147 |
| 18. | Nick Buoniconti | 1972 | 146 |
| | Bob Baumhower | 1979 | 146 |
| 20. | Nick Buoniconti | 1970 | 145 |

DOLPHINS OUTSTANDING PERFORMANCES

300-PLUS PASSING YARDS

| PLAYER | DATE | OPPONENT | ATT. | COMP. | YDS. | TD | INT. | LG |
|-----------------|----------|-----------------|------|-------|------|----|------|-----|
| Dan Marino | 10/23/88 | N.Y. JETS | 60 | 35 | 521 | 3 | 5 | 56 |
| Dan Marino | 9/4/94 | NEW ENGLAND | 42 | 23 | 473 | 5 | 1 | 64t |
| Dan Marino | 12/2/84 | L.A. RAIDERS | 57 | 35 | 470 | 4 | 2 | 64 |
| Dan Marino | 10/1/95 | at Cincinnati | 48 | 33 | 450 | 2 | 1 | 58 |
| Dan Marino | 9/21/86 | at N.Y. Jets | 50 | 30 | 448 | 6 | 2 | 46t |
| Dan Marino | 9/25/94 | at Minnesota | 54 | 29 | 431 | 3 | 3 | 43 |
| Dan Marino | 9/30/84 | at St. Louis | 36 | 24 | 429 | 3 | 0 | 51 |
| Dan Marino | 9/24/89 | N.Y. JETS | 55 | 33 | 427 | 3 | 2 | 43t |
| Dan Marino | 11/4/84 | at N.Y. Jets | 42 | 23 | 422 | 2 | 2 | 54 |
| * Dan Marino | 12/30/95 | at Buffalo | 64 | 33 | 422 | 2 | 3 | 45t |
| * Dan Marino | 1/6/85 | PITTSBURGH | 32 | 21 | 421 | 4 | 1 | 41 |
| Chad Henne | 9/12/11 | NEW ENGLAND | 49 | 30 | 416 | 2 | 1 | 31 |
| Joey Harrington | 10/22/06 | GREEN BAY | 62 | 33 | 414 | 2 | 3 | 44 |
| David Woodley | 10/25/81 | at Dallas | 37 | 21 | 408 | 3 | 5 | 69t |
| Dan Marino | 12/9/84 | at Indianapolis | 41 | 29 | 404 | 4 | 1 | 42 |
| Dan Marino | 11/16/86 | at Buffalo | 54 | 39 | 404 | 4 | 0 | 39 |
| Dan Marino | 12/12/88 | CLEVELAND | 50 | 30 | 404 | 4 | 3 | 46 |
| * Don Strock | 1/2/82 | SAN DIEGO | 43 | 29 | 403 | 4 | 1 | 50t |
| Dan Marino | 12/14/86 | at L.A. Rams | 46 | 29 | 403 | 5 | 1 | 69t |
| Dan Marino | 12/20/87 | WASHINGTON | 50 | 22 | 393 | 3 | 1 | 59t |
| Dan Marino | 10/10/99 | at Indianapolis | 38 | 25 | 393 | 2 | 0 | 62 |
| Dan Marino | 9/29/85 | at Denver | 43 | 25 | 390 | 3 | 0 | 73 |
| Dan Marino | 11/23/97 | at New England | 60 | 38 | 389 | 0 | 3 | 27 |
| Dan Marino | 12/13/87 | at Philadelphia | 39 | 25 | 376 | 3 | 1 | 54 |
| Dan Marino | 10/12/97 | at N.Y. Jets | 38 | 27 | 372 | 2 | 0 | 36t |
| Bernie Kosar | 10/15/95 | at New Orleans | 42 | 29 | 368 | 3 | 2 | 31t |
| Dan Marino | 12/9/90 | PHILADELPHIA | 54 | 27 | 365 | 2 | 0 | 37 |
| Steve DeBerg | 12/5/93 | N.Y. GIANTS | 41 | 26 | 365 | 1 | 2 | 44 |
| Chad Henne | 9/26/10 | N.Y. JETS | 44 | 26 | 363 | 2 | 1 | 40 |
| Dan Marino | 11/10/85 | N.Y. JETS | 37 | 21 | 362 | 3 | 3 | 60 |
| Gus Frerotte | 11/13/05 | NEW ENGLAND | 47 | 25 | 360 | 2 | 1 | 47 |
| Dan Marino | 11/6/88 | at New England | 51 | 29 | 359 | 1 | 2 | 32 |
| Dan Marino | 11/12/89 | at N.Y. Jets | 34 | 18 | 359 | 3 | 2 | 78t |
| Dan Marino | 11/27/94 | at N.Y. Jets | 44 | 31 | 359 | 4 | 2 | 28t |
| Dan Marino | 10/25/92 | INDIANAPOLIS | 45 | 25 | 355 | 2 | 3 | 48t |
| Dan Marino | 12/21/98 | DENVER | 38 | 23 | 355 | 4 | 1 | 56t |
| Dan Marino | 11/27/88 | at N.Y. Jets | 35 | 17 | 353 | 5 | 0 | 80t |
| Bob Griese | 11/20/78 | at Houston | 33 | 23 | 349 | 2 | 1 | 47 |
| Chad Henne | 12/20/09 | at Tennessee | 46 | 29 | 349 | 1 | 3 | 57 |
| Dan Marino | 12/8/85 | at Green Bay | 44 | 30 | 345 | 5 | 1 | 61 |
| Scott Mitchell | 10/31/93 | KANSAS CITY | 44 | 23 | 344 | 3 | 0 | 77t |
| Steve DeBerg | 12/13/93 | PITTSBURGH | 44 | 27 | 344 | 1 | 2 | 47 |
| Dan Marino | 12/3/95 | ATLANTA | 50 | 35 | 343 | 2 | 2 | 32 |
| Chad Pennington | 11/23/08 | NEW ENGLAND | 41 | 24 | 341 | 3 | 1 | 46 |
| Dan Marino | 12/17/84 | DALLAS | 40 | 23 | 340 | 4 | 2 | 63 |
| Dan Marino | 12/24/89 | KANSAS CITY | 47 | 28 | 339 | 3 | 1 | 35 |
| Dan Marino | 11/18/84 | at San Diego | 41 | 28 | 338 | 2 | 2 | 32 |
| Dan Marino | 10/12/86 | BUFFALO | 41 | 24 | 337 | 1 | 1 | 39 |
| Chad Henne | 12/6/09 | NEW ENGLAND | 52 | 29 | 335 | 2 | 1 | 29 |
| Dan Marino | 10/22/89 | GREEN BAY | 37 | 24 | 333 | 2 | 2 | 61 |
| Dan Marino | 11/12/95 | NEW ENGLAND | 37 | 27 | 333 | 2 | 2 | 31t |
| Dan Marino | 11/1/87 | PITTSBURGH | 31 | 25 | 332 | 4 | 2 | 50t |
| Dan Marino | 11/17/85 | at Indianapolis | 37 | 22 | 330 | 1 | 0 | 42 |
| Dan Marino | 9/15/85 | INDIANAPOLIS | 48 | 29 | 329 | 2 | 0 | 26 |
| Dan Marino | 10/16/88 | SAN DIEGO | 45 | 26 | 329 | 1 | 0 | 51 |
| Jay Fiedler | 12/28/03 | N.Y. JETS | 29 | 21 | 328 | 1 | 1 | 59 |
| Bob Griese | 9/14/69 | at Cincinnati | 39 | 19 | 327 | 1 | 2 | 50 |
| Dan Marino | 11/18/91 | BUFFALO | 42 | 23 | 326 | 2 | 2 | 41 |
| Dan Marino | 9/7/97 | TENNESSEE | 43 | 24 | 324 | 0 | 0 | 50 |
| * Dan Marino | 1/12/91 | at Buffalo | 49 | 23 | 323 | 3 | 2 | 64t |

| PLAYER | DATE | OPPONENT | ATT. | COMP. | YDS. | TD | INT. | LG |
|-----------------|----------|-------------------|------|-------|------|----|------|-----|
| Dan Marino | 10/12/98 | at Jacksonville | 49 | 30 | 323 | 2 | 1 | 28 |
| Don Strock | 12/15/79 | N.Y. JETS | 41 | 26 | 322 | 1 | 2 | 38 |
| Dan Marino | 10/9/83 | BUFFALO | 29 | 19 | 322 | 3 | 2 | 63 |
| Dan Marino | 9/14/92 | at Cleveland | 35 | 25 | 322 | 1 | 0 | 47 |
| Dan Marino | 12/27/99 | N.Y. JETS | 52 | 29 | 322 | 3 | 3 | 32t |
| Chad Henne | 12/27/09 | HOUSTON | 55 | 35 | 322 | 1 | 1 | 35 |
| Dan Marino | 10/14/84 | HOUSTON | 32 | 25 | 321 | 3 | 0 | 32 |
| Dan Marino | 10/6/91 | at New England | 38 | 25 | 321 | 2 | 0 | 34 |
| Dan Marino | 11/16/92 | BUFFALO | 33 | 22 | 321 | 2 | 1 | 55 |
| Dan Marino | 12/13/98 | N.Y. JETS | 57 | 30 | 321 | 1 | 1 | 31 |
| Dan Marino | 12/27/98 | at Atlanta | 36 | 21 | 320 | 1 | 2 | 50 |
| Jay Fiedler | 12/22/01 | at New England | 37 | 21 | 320 | 1 | 0 | 44 |
| ** Dan Marino | 1/20/85 | vs. San Francisco | 50 | 29 | 318 | 1 | 2 | 30 |
| Trent Green | 9/23/07 | at N.Y. Jets | 36 | 23 | 318 | 1 | 1 | 43 |
| Dan Marino | 10/21/84 | at New England | 39 | 24 | 316 | 4 | 1 | 28 |
| Cleo Lemon | 12/16/07 | BALTIMORE | 39 | 23 | 315 | 1 | 0 | 64t |
| Chad Pennington | 10/26/08 | BALTIMORE | 30 | 22 | 314 | 1 | 0 | 64 |
| Dan Marino | 12/5/99 | INDIANAPOLIS | 38 | 24 | 313 | 3 | 1 | 33t |
| Dan Marino | 11/20/94 | at Pittsburgh | 45 | 31 | 312 | 1 | 1 | 45 |
| Dan Marino | 9/2/84 | at Washington | 28 | 21 | 311 | 5 | 0 | 74 |
| Dan Marino | 12/4/94 | BUFFALO | 42 | 25 | 311 | 3 | 3 | 45t |
| Dan Marino | 12/7/97 | DETROIT | 39 | 24 | 310 | 2 | 1 | 27t |
| Jay Fiedler | 9/29/02 | at Kansas City | 45 | 29 | 310 | 1 | 4 | 38 |
| David Woodley | 9/27/81 | at Baltimore | 30 | 19 | 309 | 2 | 0 | 48 |
| John Stofa | 12/18/66 | HOUSTON | 38 | 22 | 307 | 4 | 2 | 48t |
| Dan Marino | 12/1/91 | TAMPA BAY | 32 | 20 | 307 | 2 | 0 | 51 |
| Chad Henne | 11/28/10 | at Oakland | 30 | 17 | 307 | 2 | 1 | 57 |
| Bob Griese | 10/17/76 | KANSAS CITY | 35 | 25 | 306 | 1 | 2 | 39 |
| Chad Henne | 10/4/10 | NEW ENGLAND | 38 | 28 | 305 | 2 | 3 | 28 |
| Dan Marino | 12/4/88 | INDIANAPOLIS | 32 | 26 | 304 | 3 | 1 | 55 |
| Dan Marino | 11/30/86 | ATLANTA | 40 | 20 | 303 | 2 | 4 | 54t |
| Dan Marino | 10/25/87 | BUFFALO | 36 | 24 | 303 | 4 | 0 | 25t |
| A.J. Feeley | 12/5/04 | BUFFALO | 51 | 25 | 303 | 3 | 5 | 36 |
| Dan Marino | 10/20/85 | TAMPA BAY | 39 | 27 | 302 | 3 | 1 | 42 |
| Dan Marino | 9/28/86 | SAN FRANCISCO | 46 | 27 | 301 | 1 | 4 | 24 |
| Dan Marino | 12/10/89 | NEW ENGLAND | 32 | 21 | 300 | 0 | 1 | 36 |

100-PLUS RECEIVING YARDS

| PLAYER | DATE | OPPONENT | NO. | YDS. | TD | LG |
|------------------|----------|-----------------|-----|------|----|-----|
| Chris Chambers | 12/4/05 | BUFFALO | 15 | 238 | 1 | 57 |
| Mark Duper | 11/10/85 | N.Y. JETS | 8 | 217 | 2 | 60t |
| Irving Fryar | 9/4/94 | NEW ENGLAND | 5 | 211 | 3 | 54t |
| Nat Moore | 10/4/81 | N.Y. JETS | 7 | 210 | 2 | 52 |
| Mark Duper | 10/9/83 | BUFFALO | 7 | 202 | 2 | 63 |
| Duriel Harris | 10/28/79 | GREEN BAY | 10 | 180 | 1 | 37t |
| Mark Duper | 9/2/84 | at Washington | 6 | 178 | 2 | 74t |
| Mark Clayton | 12/2/84 | L.A. RAIDERS | 9 | 177 | 2 | 64t |
| Ted Ginn, Jr. | 10/26/08 | BUFFALO | 7 | 175 | 0 | 64 |
| Mark Clayton | 9/21/86 | at N.Y. Jets | 8 | 174 | 1 | 42 |
| Mark Duper | 9/23/84 | INDIANAPOLIS | 7 | 173 | 2 | 80t |
| Mark Duper | 12/20/87 | WASHINGTON | 6 | 170 | 3 | 59t |
| Tony Martin | 10/10/99 | at Indianapolis | 10 | 166 | 1 | 40 |
| Brandon Marshall | 9/26/10 | N.Y. JETS | 19 | 166 | 1 | 40 |
| Duriel Harris | 10/25/81 | at Dallas | 6 | 165 | 0 | 45 |
| Jimmy Cefalo | 10/25/81 | at Dallas | 5 | 164 | 1 | 69t |
| Mark Duper | 9/30/84 | at St. Louis | 8 | 164 | 0 | 51 |
| Bo Roberson | 12/4/66 | at Denver | 6 | 161 | 0 | 71 |
| Irving Fryar | 9/25/94 | at Minnesota | 6 | 160 | 0 | 43 |
| Paul Warfield | 11/14/71 | PITTSBURGH | 3 | 158 | 3 | 86t |
| Mark Duper | 11/4/84 | at N.Y. Jets | 7 | 155 | 0 | 54 |
| Mark Duper | 9/21/86 | at N.Y. Jets | 7 | 154 | 2 | 46t |
| * O.J. McDuffie | 12/30/95 | at Buffalo | 11 | 154 | 1 | 31 |
| Mark Clayton | 10/23/88 | N.Y. JETS | 10 | 153 | 2 | 45t |
| Oronde Gadsden | 12/27/98 | at Atlanta | 9 | 153 | 0 | 50 |
| Chris Chambers | 12/28/03 | N.Y. JETS | 9 | 153 | 1 | 24 |
| Mark Clayton | 12/17/84 | DALLAS | 4 | 150 | 3 | 63t |

| PLAYER | DATE | OPPONENT | NO. | YDS. | TD | LG |
|------------------|----------|-----------------|-----|------|----|-----|
| * Mark Duper | 1/6/85 | PITTSBURGH | 5 | 148 | 2 | 41t |
| Terry Kirby | 12/19/93 | BUFFALO | 9 | 148 | 1 | 30t |
| Paul Warfield | 9/19/71 | at Denver | 6 | 146 | 1 | 36 |
| Chris Chambers | 1/2/05 | at Baltimore | 4 | 146 | 1 | 76t |
| Duriel Harris | 11/8/81 | at New England | 8 | 145 | 0 | 55 |
| Mark Duper | 12/14/86 | at L.A. Rams | 5 | 145 | 3 | 69t |
| Nat Moore | 12/17/77 | BUFFALO | 5 | 144 | 1 | 67 |
| Mark Clayton | 9/30/84 | at St. Louis | 5 | 143 | 1 | 42 |
| Mark Clayton | 9/7/86 | at San Diego | 5 | 143 | 2 | 49t |
| Brandon Marshall | 12/24/11 | at New England | 6 | 143 | 1 | 47 |
| Otto Stowe | 11/27/72 | ST. LOUIS | 6 | 140 | 2 | 37t |
| * Paul Warfield | 12/25/71 | at Kansas City | 7 | 140 | 0 | 42 |
| Paul Warfield | 11/17/74 | BUFFALO | 4 | 139 | 1 | 54 |
| Fred Barnett | 12/8/96 | N.Y. GIANTS | 4 | 139 | 0 | 66 |
| Brandon Marshall | 9/12/11 | NEW ENGLAND | 7 | 139 | 0 | 31 |
| Mark Clayton | 9/1/91 | at Buffalo | 6 | 138 | 2 | 43t |
| Chris Chambers | 12/15/02 | OAKLAND | 7 | 138 | 0 | 40 |
| Patrick Cobbs | 10/12/08 | at Houston | 3 | 138 | 2 | 80t |
| O.J. McDuffie | 10/27/97 | CHICAGO | 7 | 137 | 0 | 55 |
| Lamar Thomas | 12/21/98 | DENVER | 6 | 136 | 3 | 56t |
| O.J. McDuffie | 9/7/97 | TENNESSEE | 8 | 135 | 0 | 50 |
| Mark Duper | 10/30/83 | L.A. RAMS | 7 | 134 | 1 | 46t |
| Mark Duper | 12/9/91 | CINCINNATI | 7 | 134 | 1 | 43t |
| Paul Warfield | 12/10/72 | at N.Y. Giants | 4 | 132 | 1 | 44 |
| Mark Duper | 10/23/88 | N.Y. JETS | 6 | 132 | 0 | 56 |
| O.J. McDuffie | 11/8/98 | INDIANAPOLIS | 9 | 132 | 2 | 61t |
| Mark Duper | 10/15/89 | at Cincinnati | 5 | 129 | 0 | 41 |
| Bo Roberson | 9/18/66 | at Buffalo | 5 | 128 | 1 | 54t |
| Marlin Briscoe | 11/12/72 | NEW ENGLAND | 4 | 128 | 2 | 51t |
| Mark Clayton | 12/3/89 | at Kansas City | 9 | 128 | 1 | 47 |
| Chris Chambers | 10/24/04 | ST. LOUIS | 3 | 128 | 1 | 71t |
| Duriel Harris | 10/9/77 | at Baltimore | 4 | 127 | 0 | 47 |
| Nat Moore | 9/30/79 | at N.Y. Jets | 8 | 127 | 1 | 36 |
| Mark Clayton | 12/9/84 | at Indianapolis | 9 | 127 | 1 | 32 |
| Brandon Marshall | 10/17/10 | at Green Bay | 10 | 127 | 0 | 23 |
| Jack Clancy | 12/3/67 | at Houston | 7 | 126 | 1 | 44t |
| * Paul Warfield | 1/2/72 | BALTIMORE | 2 | 125 | 1 | 75t |
| Mark Clayton | 11/5/89 | INDIANAPOLIS | 4 | 125 | 1 | 78t |
| Mark Duper | 10/7/90 | N.Y. JETS | 5 | 125 | 2 | 69t |
| Howard Twilley | 11/3/68 | at San Diego | 7 | 124 | 1 | 38 |
| Nat Moore | 10/10/76 | at Baltimore | 3 | 124 | 1 | 67t |
| Chris Chambers | 12/22/01 | at New England | 7 | 124 | 0 | 44 |
| Mark Duper | 9/23/87 | at New England | 9 | 123 | 2 | 26 |
| Oronde Gadsden | 10/10/99 | at Indianapolis | 4 | 123 | 1 | 62 |
| Marty Booker | 10/10/04 | at New England | 7 | 123 | 0 | 45 |
| Paul Warfield | 10/10/70 | at N.Y. Jets | 5 | 122 | 1 | 40 |
| Mark Clayton | 11/3/85 | at New England | 7 | 122 | 0 | 39 |
| Mark Clayton | 10/29/89 | at Buffalo | 7 | 122 | 1 | 44t |
| Mel Baker | 12/15/74 | NEW ENGLAND | 4 | 121 | 2 | 46t |
| Nat Moore | 9/23/79 | CHICAGO | 5 | 121 | 1 | 36 |
| Mark Duper | 11/20/83 | BALTIMORE | 5 | 121 | 1 | 85t |
| O.J. McDuffie | 10/20/96 | at Philadelphia | 7 | 121 | 2 | 36 |
| Chris Chambers | 12/11/05 | at San Diego | 8 | 121 | 2 | 35t |
| Chris Chambers | 12/3/06 | JACKSONVILLE | 8 | 121 | 0 | 46 |
| Paul Warfield | 10/3/70 | OAKLAND | 3 | 120 | 2 | 54t |
| Tony Nathan | 9/29/85 | at Denver | 10 | 120 | 0 | 73 |
| Tony Martin | 9/10/00 | at Minnesota | 6 | 120 | 0 | 44 |
| Duriel Harris | 11/18/79 | at Cleveland | 4 | 119 | 0 | 51 |
| Fred Banks | 12/10/89 | NEW ENGLAND | 6 | 119 | 0 | 36 |
| Oronde Gadsden | 10/23/00 | at N.Y. Jets | 7 | 119 | 0 | 29 |
| Tony Nathan | 9/28/80 | NEW ORLEANS | 7 | 118 | 0 | 22 |
| Mark Duper | 10/16/88 | SAN DIEGO | 7 | 118 | 1 | 51 |
| Fred Banks | 12/12/88 | CLEVELAND | 6 | 118 | 0 | 46 |
| * O.J. McDuffie | 1/9/99 | at Denver | 9 | 118 | 0 | 23 |
| Tony Martin | 10/17/99 | at New England | 7 | 118 | 1 | 69t |
| Chris Chambers | 9/7/03 | HOUSTON | 7 | 118 | 2 | 57t |
| Paul Warfield | 10/3/71 | N.Y. JETS | 5 | 117 | 0 | 32 |
| Duriel Harris | 9/9/79 | SEATTLE | 5 | 117 | 0 | 51 |

| PLAYER | DATE | OPPONENT | NO. | YDS. | TD | LG |
|------------------|----------|------------------|-----|------|----|-----|
| * Mark Duper | 12/31/83 | SEATTLE | 9 | 117 | 1 | 32t |
| Ferrell Edmunds | 11/27/88 | at N.Y. Jets | 2 | 117 | 1 | 80t |
| Mark Ingram | 11/27/94 | at N.Y. Jets | 9 | 117 | 4 | 28t |
| Davone Bess | 12/6/09 | NEW ENGLAND | 10 | 117 | 1 | 19 |
| Duriel Harris | 11/12/76 | BALTIMORE | 5 | 116 | 0 | 44 |
| Duriel Harris | 11/25/79 | at Baltimore | 7 | 116 | 2 | 31t |
| Mark Clayton | 11/27/88 | at N.Y. Jets | 7 | 116 | 2 | 31t |
| Oronde Gadsden | 11/25/01 | at Buffalo | 8 | 116 | 0 | 42 |
| Mark Duper | 11/30/86 | ATLANTA | 4 | 115 | 1 | 54t |
| Marty Booker | 11/23/06 | at Detroit | 7 | 115 | 2 | 48 |
| Jack Clancy | 11/19/67 | at Oakland | 8 | 114 | 0 | 39 |
| Nat Moore | 9/25/77 | at San Francisco | 3 | 114 | 1 | 73t |
| Duriel Harris | 11/30/81 | PHILADELPHIA | 9 | 114 | 1 | 39 |
| * Tony Nathan | 1/2/82 | SAN DIEGO | 9 | 114 | 1 | 32 |
| Freddie Solomon | 12/5/76 | BUFFALO | 5 | 114 | 1 | 53t |
| * Tony Nathan | 1/6/85 | PITTSBURGH | 8 | 114 | 0 | 30 |
| Oronde Gadsden | 1/2/00 | at Washington | 9 | 114 | 1 | 26 |
| Joe Auer | 9/17/67 | DENVER | 2 | 113 | 1 | 68t |
| Marlin Briscoe | 9/15/74 | at New England | 9 | 113 | 1 | 20 |
| Nat Moore | 11/2/75 | at Chicago | 4 | 113 | 1 | 79t |
| Mark Duper | 9/24/89 | N.Y. JETS | 6 | 113 | 0 | 26 |
| * Mark Duper | 1/12/91 | at Buffalo | 3 | 113 | 1 | 64t |
| Irving Fryar | 11/20/94 | at Pittsburgh | 6 | 113 | 0 | 45 |
| Irving Fryar | 9/10/95 | at New England | 3 | 113 | 2 | 67t |
| Chris Chambers | 11/11/01 | at Indianapolis | 3 | 113 | 2 | 74t |
| Irving Fryar | 11/13/94 | CHICAGO | 9 | 112 | 0 | 21 |
| James McKnight | 11/24/02 | SAN DIEGO | 3 | 111 | 1 | 77 |
| Davone Bess | 11/28/10 | at Oakland | 6 | 111 | 0 | 29 |
| Greg Camarillo | 11/2/08 | at Denver | 11 | 111 | 0 | 23 |
| Frank Jackson | 12/18/66 | HOUSTON | 4 | 110 | 1 | 48t |
| Mark Clayton | 10/7/84 | at Pittsburgh | 5 | 110 | 0 | 33 |
| Mark Duper | 11/2/86 | HOUSTON | 2 | 110 | 1 | 85t |
| Jim Jensen | 11/6/88 | at New England | 12 | 110 | 0 | 17 |
| Scott Schwedes | 12/18/88 | at Pittsburgh | 4 | 110 | 0 | 42 |
| Tony Martin | 10/4/93 | WASHINGTON | 4 | 110 | 1 | 80t |
| Irving Fryar | 12/4/94 | BUFFALO | 5 | 110 | 2 | 45t |
| Irving Fryar | 9/3/95 | N.Y. JETS | 5 | 110 | 2 | 50t |
| O.J. McDuffie | 11/23/97 | at New England | 9 | 110 | 0 | 27 |
| Marty Booker | 10/22/06 | GREEN BAY | 7 | 110 | 1 | 40 |
| Greg Camarillo | 12/13/09 | at Jacksonville | 7 | 110 | 0 | 24 |
| Duriel Harris | 9/11/83 | NEW ENGLAND | 4 | 109 | 1 | 64t |
| Nat Moore | 9/29/85 | at Denver | 5 | 109 | 1 | 69t |
| Mark Clayton | 10/19/86 | L.A. RAIDERS | 4 | 109 | 1 | 68t |
| Mark Duper | 11/16/86 | at Buffalo | 7 | 109 | 1 | 27t |
| * Keith Jackson | 1/8/95 | at San Diego | 8 | 109 | 2 | 31 |
| Tony Martin | 12/5/99 | INDIANAPOLIS | 6 | 109 | 1 | 33t |
| Chris Chambers | 9/16/07 | DALLAS | 9 | 109 | 0 | 24 |
| Greg Camarillo | 12/16/07 | BALTIMORE | 3 | 109 | 1 | 64t |
| Brandon Marshall | 10/17/11 | at N.Y. Jets | 6 | 109 | 0 | 46 |
| Paul Warfield | 10/31/71 | at L.A. Rams | 3 | 108 | 1 | 74t |
| Mark Clayton | 12/12/88 | CLEVELAND | 8 | 108 | 2 | 21 |
| O.J. McDuffie | 11/6/94 | INDIANAPOLIS | 7 | 108 | 1 | 28t |
| Ted Ginn, Jr. | 9/21/09 | INDIANAPOLIS | 11 | 108 | 0 | 21 |
| Mark Duper | 12/2/85 | CHICAGO | 5 | 107 | 0 | 52 |
| Scott Schwedes | 11/12/89 | at N.Y. Jets | 3 | 107 | 1 | 65t |
| Terry Kirby | 12/13/93 | PITTSBURGH | 7 | 107 | 0 | 47 |
| Anthony Fasano | 11/14/10 | TENNESSEE | 5 | 107 | 1 | 31 |
| Larry Seiple | 11/16/69 | at Buffalo | 8 | 106 | 0 | 25 |
| Nat Moore | 10/17/76 | KANSAS CITY | 5 | 106 | 0 | 39 |
| * Duriel Harris | 1/2/82 | SAN DIEGO | 6 | 106 | 0 | 34 |
| Mark Clayton | 10/28/84 | BUFFALO | 3 | 106 | 2 | 65t |
| Mark Clayton | 9/15/85 | INDIANAPOLIS | 8 | 106 | 1 | 26 |
| Tony Martin | 12/1/91 | TAMPA BAY | 5 | 106 | 1 | 51 |
| Mark Duper | 12/15/91 | at San Diego | 8 | 106 | 0 | 39 |
| O.J. McDuffie | 11/10/96 | INDIANAPOLIS | 6 | 106 | 1 | 36 |
| Charles Jordan | 11/30/97 | at Oakland | 5 | 106 | 2 | 44t |
| Brandon Marshall | 12/19/10 | BUFFALO | 11 | 106 | 1 | 16 |

| PLAYER | DATE | OPPONENT | NO. | YDS. | TD | LG |
|------------------|----------|-----------------|-----|------|----|-----|
| Brandon Marshall | 11/6/11 | at Kansas City | 8 | 106 | 1 | 30 |
| Nat Moore | 11/4/84 | at N.Y. Jets | 5 | 105 | 1 | 37t |
| Andre Brown | 10/29/89 | at Buffalo | 5 | 105 | 1 | 44t |
| O.J. McDuffie | 12/13/98 | N.Y. JETS | 11 | 105 | 1 | 20 |
| Joe Auer | 11/27/66 | NEW ENGLAND | 5 | 104 | 1 | 22 |
| Karl Noonan | 9/14/68 | HOUSTON | 7 | 104 | 1 | 44 |
| Paul Warfield | 9/15/74 | at New England | 5 | 104 | 0 | 39 |
| Howard Twilley | 10/17/76 | KANSAS CITY | 8 | 104 | 0 | 20 |
| Mark Clayton | 12/13/87 | at Philadelphia | 7 | 104 | 2 | 21 |
| Tony Martin | 10/13/91 | at Kansas City | 4 | 104 | 0 | 54 |
| Chris Chambers | 11/7/04 | ARIZONA | 7 | 104 | 0 | 30 |
| Marty Booker | 9/11/05 | DENVER | 5 | 104 | 1 | 60t |
| Paul Warfield | 12/15/73 | DETROIT | 6 | 103 | 4 | 29 |
| Irving Fryar | 9/26/93 | at Buffalo | 7 | 103 | 1 | 36t |
| Mark Ingram | 10/31/93 | KANSAS CITY | 4 | 103 | 1 | 77t |
| Irving Fryar | 11/7/93 | at N. Y. Jets | 6 | 103 | 1 | 65t |
| Irving Fryar | 11/27/94 | at N.Y. Jets | 5 | 103 | 0 | 25 |
| Oronde Gadsden | 12/5/99 | INDIANAPOLIS | 6 | 103 | 1 | 24t |
| Chris Chambers | 11/21/04 | at Seattle | 9 | 103 | 1 | 28 |
| Marty Booker | 12/10/06 | NEW ENGLAND | 8 | 103 | 1 | 32t |
| Brandon Marshall | 11/24/11 | at Dallas | 5 | 103 | 1 | 39 |
| Jack Clancy | 10/8/67 | KANSAS CITY | 6 | 102 | 0 | 28 |
| Larry Seiple | 11/2/69 | at N.Y. Jets | 7 | 102 | 2 | 29t |
| Nat Moore | 11/9/75 | N.Y. JETS | 4 | 102 | 0 | 63 |
| Nat Moore | 12/15/79 | N.Y. JETS | 5 | 102 | 0 | 34 |
| Tony Nathan | 11/20/80 | SAN DIEGO | 7 | 102 | 1 | 20 |
| Mark Duper | 9/28/86 | SAN FRANCISCO | 7 | 102 | 0 | 24 |
| Mark Duper | 10/5/86 | at New England | 4 | 102 | 0 | 45 |
| Mark Clayton | 12/10/89 | NEW ENGLAND | 6 | 102 | 0 | 34 |
| Mark Clayton | 12/24/89 | KANSAS CITY | 6 | 102 | 1 | 35 |
| O.J. McDuffie | 11/29/98 | NEW ORLEANS | 9 | 102 | 3 | 22t |
| Tony Martin | 12/27/99 | N.Y. JETS | 6 | 102 | 1 | 32t |
| Oronde Gadsden | 11/4/01 | CAROLINA | 5 | 102 | 0 | 61 |
| Chris Chambers | 9/29/02 | at Kansas City | 6 | 102 | 0 | 38 |
| Randy McMichael | 10/19/03 | NEW ENGLAND | 8 | 102 | 0 | 22 |
| Marty Booker | 11/13/05 | NEW ENGLAND | 5 | 102 | 0 | 35 |
| Brandon Marshall | 12/26/10 | DETROIT | 10 | 102 | 0 | 14 |
| Jim Mandich | 9/29/74 | at San Diego | 4 | 101 | 0 | 44 |
| * Tony Nathan | 1/4/86 | CLEVELAND | 10 | 101 | 0 | 39 |
| Tony Nathan | 9/28/86 | SAN FRANCISCO | 10 | 101 | 0 | 18 |
| Mark Duper | 10/19/86 | L.A. RAIDERS | 4 | 101 | 0 | 44 |
| Tony Martin | 9/13/99 | at Denver | 4 | 101 | 0 | 40 |
| Chris Chambers | 11/25/01 | at Buffalo | 5 | 101 | 2 | 32t |
| Chris Chambers | 11/27/05 | at Oakland | 6 | 101 | 0 | 24 |
| Chris Chambers | 9/23/07 | at N.Y. Jets | 6 | 101 | 0 | 26 |
| Mark Duper | 11/1/87 | PITTSBURGH | 5 | 100 | 1 | 50t |
| Mark Clayton | 9/29/91 | at N.Y. Jets | 7 | 100 | 1 | 25 |
| Mark Duper | 11/16/92 | BUFFALO | 5 | 100 | 0 | 55 |
| Keith Jackson | 9/18/94 | N.Y. JETS | 6 | 100 | 0 | 35 |
| Charles Jordan | 9/14/97 | at Green Bay | 4 | 100 | 1 | 44 |

100-PLUS RUSHING YARDS

| PLAYER | DATE | OPPONENT | ATT. | YDS. | TD | LG |
|------------------|----------|----------------|------|------|----|-----|
| Ricky Williams | 12/1/02 | at Buffalo | 27 | 228 | 2 | 55t |
| Ricky Williams | 12/9/02 | CHICAGO | 31 | 216 | 2 | 63t |
| * Lamar Smith | 12/30/00 | INDIANAPOLIS | 40 | 209 | 2 | 24 |
| Reggie Bush | 12/18/11 | at Buffalo | 25 | 203 | 1 | 76t |
| + Mercury Morris | 9/30/73 | NEW ENGLAND | 15 | 197 | 3 | 70t |
| Ricky Williams | 12/29/02 | at New England | 31 | 185 | 2 | 30 |
| Gary Davis | 12/17/77 | BUFFALO | 26 | 172 | 1 | 60t |
| Ricky Williams | 12/24/05 | TENNESSEE | 26 | 172 | 1 | 35 |
| Troy Stradford | 11/22/87 | at Dallas | 17 | 169 | 1 | 51 |
| Sammie Smith | 9/9/90 | at New England | 23 | 159 | 1 | 27 |
| Lamar Smith | 1/6/02 | BUFFALO | 30 | 158 | 1 | 25 |
| Ronnie Brown | 11/5/06 | at Chicago | 29 | 157 | 0 | 27 |
| Lamar Smith | 10/23/00 | at N.Y. Jets | 23 | 155 | 2 | 68t |

| PLAYER | DATE | OPPONENT | ATT. | YDS. | TD | LG |
|--------------------|----------|-----------------|------|------|----|-----|
| Ricky Williams | 9/21/03 | BUFFALO | 42 | 153 | 1 | 21 |
| Karim Abdul-Jabbar | 12/22/96 | at N.Y. Jets | 30 | 152 | 1 | 17t |
| Abner Haynes | 9/17/67 | DENVER | 12 | 151 | 2 | 65t |
| Delvin Williams | 11/9/80 | at Los Angeles | 12 | 151 | 0 | 65 |
| Ricky Williams | 9/22/02 | N.Y. JETS | 24 | 151 | 1 | 53t |
| Bernie Parmalee | 10/16/94 | L.A. RAIDERS | 30 | 150 | 0 | 26 |
| Lorenzo Hampton | 11/24/86 | N.Y. JETS | 19 | 148 | 2 | 54t |
| Mark Higgs | 9/1/91 | at Buffalo | 30 | 146 | 1 | 20 |
| ** Larry Csonka | 1/13/74 | vs. Minnesota | 33 | 145 | 2 | 14t |
| Lamar Smith | 9/3/00 | SEATTLE | 27 | 145 | 1 | 36 |
| Mercury Morris | 11/11/73 | BALTIMORE | 12 | 144 | 2 | 53t |
| Delvin Williams | 11/12/78 | at Buffalo | 26 | 144 | 2 | 26t |
| Lamar Smith | 10/7/01 | NEW ENGLAND | 29 | 144 | 1 | 17 |
| Ricky Williams | 11/24/02 | SAN DIEGO | 29 | 143 | 2 | 19 |
| Leroy Harris | 12/5/77 | BALTIMORE | 17 | 140 | 1 | 77t |
| Benny Malone | 10/9/77 | at Baltimore | 12 | 139 | 2 | 62t |
| Larry Csonka | 10/24/71 | at N.Y. Jets | 20 | 137 | 2 | 21t |
| Ronnie Brown | 9/21/09 | INDIANAPOLIS | 24 | 136 | 2 | 19 |
| Delvin Williams | 9/17/78 | BUFFALO | 24 | 135 | 1 | 18t |
| Ronnie Brown | 9/30/07 | OAKLAND | 15 | 134 | 1 | 60 |
| Ricky Williams | 9/15/02 | at Indianapolis | 24 | 132 | 0 | 19 |
| Ronnie Brown | 9/25/05 | CAROLINA | 23 | 132 | 1 | 58 |
| Mark Higgs | 12/1/91 | TAMPA BAY | 25 | 131 | 1 | 19t |
| Andra Franklin | 12/5/82 | MINNESOTA | 28 | 129 | 1 | 12t |
| Bernie Parmalee | 12/12/94 | KANSAS CITY | 19 | 127 | 1 | 47t |
| Karim Abdul-Jabbar | 11/15/98 | at Carolina | 25 | 127 | 1 | 30 |
| Ronnie Brown | 10/15/06 | at N.Y. Jets | 22 | 127 | 1 | 26 |
| Mercury Morris | 10/5/75 | at Green Bay | 31 | 125 | 0 | 11 |
| Lamar Smith | 11/5/00 | at Detroit | 24 | 125 | 2 | 46t |
| Ricky Williams | 9/14/03 | at N.Y. Jets | 34 | 125 | 1 | 22 |
| Ronnie Brown | 10/5/08 | SAN DIEGO | 24 | 125 | 1 | 13 |
| Mercury Morris | 10/26/75 | at Buffalo | 20 | 124 | 0 | 35 |
| Karim Abdul-Jabbar | 9/15/96 | N.Y. JETS | 23 | 124 | 2 | 29 |
| Jesse Chatman | 11/11/07 | BUFFALO | 27 | 124 | 0 | 23 |
| Larry Csonka | 12/2/74 | CINCINNATI | 24 | 123 | 0 | 24 |
| Sammie Smith | 11/5/89 | INDIANAPOLIS | 25 | 123 | 0 | 25 |
| Bernie Parmalee | 10/30/94 | at New England | 25 | 123 | 0 | 17 |
| Sammy Morris | 12/10/06 | NEW ENGLAND | 25 | 123 | 1 | 44 |
| Larry Csonka | 11/9/69 | at Boston | 16 | 121 | 1 | 54t |
| Jim Kiick | 10/24/71 | at N.Y. Jets | 17 | 121 | 0 | 24 |
| Don Nottingham | 9/28/75 | at New England | 16 | 120 | 1 | 40t |
| Troy Stradford | 12/7/87 | N.Y. JETS | 30 | 120 | 3 | 21 |
| Bernie Parmalee | 10/22/95 | at N.Y. Jets | 24 | 120 | 0 | 25 |
| Benny Malone | 10/31/76 | NEW ENGLAND | 21 | 119 | 0 | 17 |
| Delvin Williams | 9/3/78 | at N.Y. Jets | 11 | 119 | 1 | 58t |
| Tony Nathan | 12/6/81 | NEW ENGLAND | 17 | 119 | 0 | 24 |
| Ricky Williams | 11/9/09 | at Carolina | 22 | 119 | 2 | 46t |
| Larry Csonka | 9/17/72 | at Kansas City | 21 | 118 | 1 | 17t |
| Benny Malone | 10/24/76 | at Tampa Bay | 22 | 118 | 1 | 28 |
| * Larry Csonka | 12/30/73 | OAKLAND | 29 | 117 | 3 | 15 |
| Mercury Morris | 11/7/71 | BUFFALO | 13 | 116 | 1 | 45 |
| Delvin Williams | 10/22/78 | at New England | 19 | 116 | 1 | 24 |
| Larry Csonka | 12/6/70 | NEW ENGLAND | 21 | 115 | 1 | 30 |
| Karim Abdul-Jabbar | 9/1/96 | NEW ENGLAND | 26 | 115 | 1 | 14 |
| Ronnie Brown | 12/31/06 | at Indianapolis | 21 | 115 | 0 | 47 |
| Ronnie Brown | 10/4/09 | BUFFALO | 20 | 115 | 2 | 38 |
| Ricky Williams | 11/29/09 | at Buffalo | 27 | 115 | 1 | 11 |
| Larry Csonka | 11/27/72 | ST. LOUIS | 16 | 114 | 0 | 20 |
| Larry Csonka | 10/15/73 | at Cleveland | 21 | 114 | 2 | 13 |
| * Larry Csonka | 12/21/74 | at Oakland | 24 | 114 | 0 | 26 |
| Mercury Morris | 10/19/75 | at N.Y. Jets | 16 | 114 | 1 | 49 |
| Mark Higgs | 10/24/93 | INDIANAPOLIS | 17 | 114 | 0 | 31 |
| Ronnie Brown | 10/7/07 | at Houston | 23 | 114 | 1 | 22 |
| Mercury Morris | 12/3/72 | at New England | 15 | 113 | 0 | 20 |
| Ronnie Brown | 9/21/08 | at New England | 17 | 113 | 4 | 62t |
| Reggie Bush | 12/24/11 | at New England | 22 | 113 | 0 | 12 |
| ** Larry Csonka | 1/14/73 | vs. Washington | 15 | 112 | 0 | 22 |

| PLAYER | DATE | OPPONENT | ATT. | YDS. | TD | LG |
|--------------------|----------|-----------------|------|------|----|-----|
| * Andra Franklin | 1/8/83 | NEW ENGLAND | 26 | 112 | 1 | 13 |
| Ronnie Brown | 9/23/07 | at N.Y. Jets | 23 | 112 | 2 | 13 |
| Jim Kiick | 11/10/68 | at Buffalo | 23 | 111 | 1 | 25t |
| Benny Malone | 10/3/76 | L.A. RAMS | 19 | 111 | 1 | 20 |
| Mark Higgs | 9/8/91 | INDIANAPOLIS | 27 | 111 | 0 | 24 |
| Mark Higgs | 9/20/92 | L.A. RAMS | 23 | 111 | 0 | 12 |
| Ricky Williams | 9/8/02 | DETROIT | 20 | 111 | 2 | 37 |
| Ricky Williams | 12/21/03 | at Buffalo | 29 | 111 | 0 | 22 |
| Troy Stradford | 11/1/87 | PITTSBURGH | 19 | 110 | 1 | 13 |
| Ronnie Brown | 12/25/06 | N.Y. JETS | 18 | 110 | 0 | 17 |
| Lorenzo Hampton | 12/22/86 | NEW ENGLAND | 13 | 109 | 0 | 20 |
| Larry Csonka | 11/30/70 | at Atlanta | 19 | 108 | 1 | 18 |
| Jim Kiick | 9/26/71 | at Buffalo | 20 | 108 | 0 | 16 |
| Benny Malone | 11/3/74 | ATLANTA | 24 | 108 | 1 | 13 |
| Leroy Harris | 11/20/77 | at Cincinnati | 20 | 108 | 0 | 16 |
| Sammie Smith | 12/30/90 | INDIANAPOLIS | 29 | 108 | 1 | 13 |
| Mark Higgs | 11/21/93 | NEW ENGLAND | 19 | 108 | 0 | 29 |
| Karim Abdul-Jabbar | 10/19/97 | at Baltimore | 22 | 108 | 3 | 15 |
| Karim Abdul-Jabbar | 9/6/98 | at Indianapolis | 23 | 108 | 1 | 16 |
| Karim Abdul-Jabbar | 9/20/98 | PITTSBURGH | 33 | 108 | 1 | 18 |
| Ricky Williams | 1/1/06 | at New England | 28 | 108 | 1 | 9 |
| Ricky Williams | 12/13/09 | at Jacksonville | 28 | 108 | 1 | 12 |
| Larry Csonka | 10/22/72 | BUFFALO | 18 | 107 | 1 | 21 |
| Mercury Morris | 11/19/72 | N.Y. JETS | 23 | 107 | 2 | 20t |
| Larry Csonka | 11/4/73 | at N.Y. Jets | 19 | 107 | 0 | 16 |
| Norm Bulaich | 9/13/76 | at Buffalo | 19 | 107 | 0 | 26 |
| Delvin Williams | 10/9/78 | CINCINNATI | 24 | 107 | 0 | 19 |
| Andra Franklin | 12/12/82 | at New England | 23 | 107 | 0 | 15 |
| Mark Higgs | 11/8/92 | at Indianapolis | 20 | 107 | 1 | 22 |
| Lamar Smith | 12/10/01 | INDIANAPOLIS | 28 | 107 | 0 | 17 |
| Ricky Williams | 11/23/03 | WASHINGTON | 23 | 107 | 2 | 24t |
| Ricky Williams | 12/15/03 | PHILADELPHIA | 18 | 107 | 1 | 45 |
| Daniel Thomas | 9/18/11 | HOUSTON | 18 | 107 | 0 | 14 |
| Jim Kiick | 11/2/69 | at N.Y. Jets | 15 | 106 | 0 | 27 |
| Mercury Morris | 11/5/72 | at Buffalo | 11 | 106 | 2 | 33 |
| * Mercury Morris | 12/23/73 | CINCINNATI | 20 | 106 | 1 | 25 |
| Larry Csonka | 9/29/74 | at San Diego | 21 | 106 | 2 | 14 |
| J.J. Johnson | 11/21/99 | NEW ENGLAND | 31 | 106 | 1 | 14 |
| Ronnie Brown | 10/30/05 | at New Orleans | 23 | 106 | 0 | 35 |
| Benny Malone | 10/16/77 | N.Y. JETS | 22 | 105 | 1 | 15t |
| Joe Carter | 10/14/84 | HOUSTON | 13 | 105 | 1 | 25 |
| Ricky Williams | 10/6/02 | NEW ENGLAND | 36 | 105 | 0 | 12 |
| Ricky Williams | 11/16/03 | BALTIMORE | 36 | 105 | 0 | 16 |
| Ricky Williams | 11/9/08 | SEATTLE | 12 | 105 | 1 | 51t |
| Jim Kiick | 10/6/68 | at Houston | 26 | 104 | 0 | 12 |
| Larry Csonka | 11/29/71 | CHICAGO | 16 | 104 | 1 | 19 |
| Larry Csonka | 9/16/73 | SAN FRANCISCO | 22 | 104 | 0 | 25 |
| Benny Malone | 10/27/74 | BALTIMORE | 19 | 104 | 1 | 23t |
| Benny Malone | 12/8/74 | at Baltimore | 17 | 104 | 0 | 17 |
| Gary Davis | 11/24/77 | at St. Louis | 20 | 104 | 0 | 16 |
| Karim Abdul-Jabbar | 11/3/96 | at New England | 29 | 104 | 2 | 15 |
| Ricky Williams | 11/27/03 | at Dallas | 31 | 104 | 0 | 15 |
| Larry Csonka | 9/26/71 | at Buffalo | 20 | 103 | 1 | 17 |
| Andra Franklin | 9/12/82 | at N.Y. Jets | 28 | 103 | 2 | 18 |
| Bernie Parmalee | 11/5/95 | at San Diego | 19 | 103 | 0 | 40 |
| Karim Abdul-Jabbar | 11/9/97 | N.Y. JETS | 25 | 103 | 2 | 13 |
| Reggie Bush | 10/30/11 | at N.Y. Giants | 15 | 103 | 0 | 35 |
| Reggie Bush | 12/11/11 | PHILADELPHIA | 14 | 103 | 0 | 16 |
| Larry Csonka | 10/8/72 | at N.Y. Jets | 18 | 102 | 0 | 15 |
| Don Nottingham | 10/27/74 | BALTIMORE | 19 | 102 | 1 | 24 |
| Don Nottingham | 10/5/75 | at Green Bay | 21 | 102 | 3 | 14 |
| Bernie Parmalee | 11/26/95 | at Indianapolis | 20 | 102 | 0 | 15 |
| Ricky Williams | 11/17/02 | BALTIMORE | 26 | 102 | 2 | 18 |
| Ricky Williams | 11/15/09 | TAMPA BAY | 20 | 102 | 0 | 27 |
| Andra Franklin | 11/1/81 | BALTIMORE | 23 | 101 | 0 | 15 |
| Ricky Williams | 12/15/02 | OAKLAND | 27 | 101 | 0 | 16 |
| Ronnie Brown | 10/14/07 | at Cleveland | 19 | 101 | 0 | 15 |

| PLAYER | DATE | OPPONENT | ATT. | YDS. | TD | LG |
|----------------|----------|----------------|------|------|----|----|
| Ronnie Brown | 11/16/08 | OAKLAND | 16 | 101 | 0 | 21 |
| Mercury Morris | 10/28/73 | at New England | 14 | 100 | 1 | 11 |
| Terry Kirby | 9/18/94 | N.Y. JETS | 15 | 100 | 1 | 30 |
| Lamar Smith | 12/3/00 | at Buffalo | 28 | 100 | 0 | 22 |
| Reggie Bush | 12/4/11 | OAKLAND | 22 | 100 | 1 | 29 |

* Playoff game

** Super Bowl

+ Single-game record by two rushers, 277 yards; includes Larry Csonka 18 for 80.

OPPONENTS INDIVIDUAL RECORDS

The following individual records relate solely to service against the Miami Dolphins. They include National Football League regular-season statistics only – with the exception of those single-game records marked by [†] or ^{††}

* Playoff game

** Super Bowl

RUSHING

MOST RUSHING YARDS

Career

- 1,620 Thurman Thomas, Buffalo (20 games), 364 attempts
- 1,507 Freeman McNeil, N.Y. Jets (21 games), 281 attempts
- 1,507 Curtis Martin, N.E., N.Y. Jets (20 games), 409 attempts
- 1,177 O.J. Simpson, Buffalo (17 games), 240 attempts
- 1,065 Eric Dickerson, L.A. Rams, Ind., L.A. Raiders (11 games), 231 attempts

Game

- 203 O.J. Simpson, Buffalo (12/5/76 at Miami), 24 attempts
- 203 Rueben Mayes, New Orleans (12/7/86 at New Orleans), 28 attempts
- 199 Earl Campbell, Houston (11/20/78 at Houston), 28 attempts
- *199 Terrell Davis, Denver (1/9/99 at Denver), 21 attempts
- 179 Justin Fargas, Oakland (9/30/07 at Miami), 22 attempts

MOST RUSHING ATTEMPTS

Career

- 409 Curtis Martin, N.E., N.Y. Jets (20 games)
- 364 Thurman Thomas, Buffalo (20 games)
- 281 Freeman McNeil, N.Y. Jets (21 games)
- 240 O.J. Simpson, Buffalo (16 games)
- 235 Lydell Mitchell, S.D., Balt. (12 games)

Game

- **38 John Riggins, Washington (1/30/83 at Pasadena), 166 yards
- 38 Lee Suggs, Cleveland (12/26/04 at Miami), 143 yards
- 36 James Jones, Detroit (10/27/85 at Detroit), 114 yards
- 36 Curtis Martin, N.Y. Jets (10/4/98 at New York), 108 yards
- 35 Lydell Mitchell, Baltimore (12/9/73 at Baltimore), 104 yards

- 35 Thurman Thomas, Buffalo (12/17/95 at Buffalo), 148 yards

- 35 Travis Henry, Buffalo (12/1/02 at Buffalo), 151 yards

MOST RUSHING TOUCHDOWNS

Career

- 13 Curtis Martin, N.E., N.Y. Jets (20 games)
- 9 Jim Nance, Boston, N.Y. Jets (12 games)
- 8 Thurman Thomas, Buffalo (20 games)
- 7 Marcus Allen, Oak./L.A. Raiders, K.C. (nine games)

Game

- 4 Earl Campbell, Houston (11/20/78 at Houston)
- 3 Paul Robinson, Cincinnati (11/17/68 at Cincinnati)
- 3 Don McCauley, Baltimore (11/23/75 at Miami)
- 3 Marcus Allen, L.A. Raiders (12/2/84 at Miami)
- 3 Merril Hoge, Pittsburgh (11/26/89 at Miami)
- 3 Earnest Byner, Washington (12/2/90 at Washington)
- 3 Rod Bernstein, San Diego (12/15/91 at San Diego)
- 3 Kenneth Davis, Buffalo (12/19/93 at Miami)
- 3 Natrone Means, San Diego (12/27/93 at San Diego)
- 3 Curtis Martin, New England (11/3/96 at New England)
- 3 Daunte Culpepper, Oakland (9/30/07 at Miami)

HIGHEST RUSHING AVERAGE

Career (minimum 125 attempts)

- 5.4 Freeman McNeil, N.Y. Jets (21 games), 281/1,507 yards
- 5.1 Jim Nance, Bost., N.Y. Jets (12 games), 183/933 yards

Game (minimum 10 attempts)

- 11.1 Laurence Maroney, N. England (12/23/07 at New England), 14/156 yards
- 10.4 Curtis Brown, Buffalo (11/12/78 at Buffalo), 11/114 yards
- 10.2 Johnny Hector, N.Y. Jets (12/22/91 at Miami), 13/132 yards
- *10.1 Earnest Byner, Cleveland (1/4/86 at Miami), 16/161 yards

MOST 100-YARD RUSHING GAMES

- 7 Eric Dickerson, L.A. Rams, Ind., L.A. Raiders (11 games)
- 6 Thurman Thomas, Buffalo (20 games)
- 5 Freeman McNeil, N.Y. Jets (21 games)
- 5 Jim Nance, Bost., N.Y. Jets (12 games)
- 5 Curtis Martin, N.E., N.Y. Jets (20 games)

LONGEST RUNS FROM SCRIMMAGE

- *90t Fred Taylor, Jacksonville (1/15/00 at Jacksonville)
- 81t Earl Campbell, Houston (11/20/78 at Houston)
- 80t Carl Garrett, Boston (11/9/69 at Boston)
- 77t Fred Taylor, Jacksonville (10/12/98 at Jacksonville)
- 76t Robert Holmes, Kansas City (9/28/68 at Miami)
- 75t O.J. Simpson, Buffalo (12/5/76 at Miami)
- 75t Reuben Droughns, Cleveland (11/20/05 at Cleveland)
- 70t Ahman Green, Green Bay (10/22/06 at Miami)

PASSING

MOST YARDS PASSING

Career

- 5,397 Drew Bledsoe, N.E., Buff. (22 games)
- 4,902 Joe Ferguson, Buff., T.B., Ind. (25 games)
- 4,560 Jim Kelly, Buffalo (20 games)
- 4,304 Tom Brady, New England (20 games)
- 3,837 Ken O'Brien, N.Y. Jets, Phil. (16 games)

Game

- 517 Tom Brady, New England (9/12/11 at Miami)
- 479 Ken O'Brien, N.Y. Jets (9/21/86 at New York), 29 of 43
- 436 James Harris, L.A. Rams (10/3/76 at Miami), 17 of 29
- *433 Dan Fouts, San Diego (1/2/82 at Miami), 33 of 53
- 423 Drew Bledsoe, New England (11/23/98 at New England), 28 of 54

MOST PASS ATTEMPTS

Career

- 765 Drew Bledsoe, N.E., Buff. (22 games)
- 722 Joe Ferguson, Buff., T.B., Ind. (25 games)
- 621 Jim Kelly, Buffalo (20 games)
- 587 Tom Brady, New England (20 games)
- 521 Steve Grogan, New England (22 games)

Game

- 59 Vinny Testaverde, N.Y. Jets (10/23/00 at New York), 36 completions
- 56 Dan Fouts, San Diego (11/18/84 at San Diego), 37 completions
- 55 Joe Ferguson, Buffalo (10/9/83 at Miami), 38 completions
- 55 Steve Bono, Kansas City (12/12/94 at Miami), 33 completions
- 54 Drew Bledsoe, New England (11/23/98 at New England), 28 completions

MOST PASS COMPLETIONS

Career

- 418 Joe Ferguson, Buff., T.B., Ind. (25 games)

- 412 Drew Bledsoe, N.E., Buff. (22 games)
- 388 Jim Kelly, Buffalo (20 games)
- 353 Tom Brady, New England (20 games)
- 303 Ken O'Brien, N.Y. Jets, Phil. (16 games)

Game

- 38 Joe Ferguson, Buffalo (10/9/83 at Miami), 55 attempts
- 37 Dan Fouts, San Diego (11/18/84 at San Diego), 56 attempts
- 36 Vinny Testaverde, N.Y. Jets (10/23/00 at New York), 59 attempts
- 35 Drew Brees, San Diego (12/11/05 at San Diego), 52 attempts
- *33 Dan Fouts, San Diego (1/2/82 at Miami), 53 attempts
- 33 Steve Bono, Kansas City (12/12/94 at Miami), 55 attempts
- 33 Troy Aikman, Dallas (10/27/96 at Miami), 41 attempts

MOST CONSECUTIVE PASS COMPLETIONS

- 15 Steve DeBerg, San Francisco (11/16/80 at Miami)

MOST TOUCHDOWN PASSES

Career

- 36 Tom Brady, New England (20 games)
- 30 Drew Bledsoe, N.E., Buff. (22 games)
- 26 Joe Ferguson, Buff., T.B., Ind. (25 games)
- 25 Ken O'Brien, N.Y. Jets, Phil. (16 games)
- 24 Jim Kelly, Buffalo (20 games)

Game

- 6 Tom Brady, New England (10/21/07 at Miami)
- 5 Len Dawson, Kansas City (10/8/67 at Kansas City)
- 5 Babe Parilli, Boston (10/15/67 at Boston)
- 5 Joe Ferguson, Buffalo (10/9/83 at Miami)
- 5 Vinny Testaverde, N.Y. Jets (10/23/00 at New York)
- 5 Trent Green, Kansas City (9/29/02 at Kansas City)

MOST PASSES HAD INTERCEPTED

Career

- 33 Joe Ferguson, Buff., T.B., Ind. (25 games)
- 29 Drew Bledsoe, N.E., Buff. (22 games)
- 25 Richard Todd, N.Y. Jets (14 games)
- 25 Steve Grogan, New England (22 games)
- 24 Joe Namath, N.Y. Jets (16 games)

Game

- 6 Joe Namath, N.Y. Jets (10/19/75 at New York), 24 attempts
- 6 Donald Hollas, Oakland (12/6/98 at Oakland), 31 attempts
- *5 Mike Phipps, Cleveland (12/24/72 at Miami), 23 attempts
- 5 Bill Troup, Baltimore (9/10/78 at Baltimore), 33 attempts
- 5 Ken Stabler, Oakland (12/10/78 at Miami), 36 attempts
- 5 Joe Ferguson, Buffalo (9/7/80 at Buffalo), 32 attempts
- 5 Joe Ferguson, Buffalo (11/21/82 at Buffalo), 28 attempts
- *5 Dan Fouts, San Diego (1/6/83 at Miami), 34 attempts

- *5 Richard Todd, N.Y. Jets (1/23/83 at Miami), 37 attempts
- 5 Richard Todd, N.Y. Jets (10/16/83 at New York), 26 attempts
- 5 Drew Bledsoe, New England (11/21/99 at Miami), 34 attempts

HIGHEST COMPLETION PERCENTAGE

Career (minimum 100 completions)

- 69.9 Troy Aikman, Dallas (four games), 102 of 146 attempts
- 68.9 Warren Moon, Hou., Minn. (six games), 102 of 148 attempts
- 65.8 Dan Fouts, San Diego (five games), 121 of 184 attempts
- 64.4 Bernie Kosar, Cleveland (six games), 126 of 199 attempts
- 62.5 Jim Kelly, Buffalo (20 games), 388 of 621 attempts

Game (minimum 12 completions)

- 86.7 Joe Namath, N.Y. Jets (10/22/67 at Miami), 13 of 15
- 85.7 Ben Roethlisberger, Pittsburgh (11/26/07 at Pittsburgh), 18 of 21
- 84.0 Tom Brady, New England (10/21/07 at Miami), 21 of 25
- 82.6 Warren Moon, Houston (10/1/89 at Houston), 19 of 23
- 80.5 Troy Aikman, Dallas (10/27/96 at Miami), 33 of 41

MOST 300-YARD PASSING GAMES

Career

- 6 Drew Bledsoe, N.E., Buff. (22 games)
- 5 Tom Brady, New England (20 games)
- 3 Ken O'Brien, N.Y. Jets, Phil. (16 games)
- 3 Joe Ferguson, Buff., T.B., Ind. (25 games)
- 3 Jim Kelly, Buffalo (20 games)
- 3 Vinny Testaverde, T.B., Clev., Bal., N.Y. Jets (11 games)

LONGEST PASS PLAYS

- 99t Tom Brady to Wes Welker (9/12/11 vs. New England)
- 93t Mike Livingston to Otis Taylor, 79 yards; lateral to Robert Holmes, 14 yards (10/19/69 at Kansas City)
- 92t Joe Ferguson to Frank Lewis (9/17/78 vs. Buffalo)
- 89t Len Dawson to Otis Taylor (11/13/66 at Kansas City)
- 89t Joe Namath to Richard Caster (10/7/74 at N.Y. Jets)
- 87t Charlie Batch to Heath Miller (9/7/06 at Pittsburgh)
- 86t Aaron Rodgers to Greg Jennings (10/17/10 at Green Bay)
- 84t Drew Bledsoe to Ben Coates (11/3/96 at New England)
- 83t Jim Kelly to Andre Reed (12/4/94 vs. Buffalo)
- *82t Daryle Lamonica to Rod Sherman (12/27/70 at Oakland)
- 82t Dan Pastorini to Charlie Joiner (9/24/72 vs. Houston)
- 81t Tom Brady to Sam Aiken (12/6/09 vs. New England)

- 82t Tom Brady to Troy Brown (10/19/03 vs. New England)
- 80t Sam Wyche to Bob Trumpy (11/17/68 vs. Cincinnati)
- 80t Ken Anderson to Isaac Curtis (11/28/83 vs. Cincinnati)
- 80t Warren Moon to Butch Woolfolk (9/8/85 at Houston)
- 80t Mike Pagel to Wayne Capers (11/17/85 at Indianapolis)
- 80t John Friesz to Brian Blades (10/6/96 vs. Seattle)
- 80t Alex Van Pelt to Eric Moulds (11/25/01 at Buffalo)
- 80t Peyton Manning to Dallas Clark (9/21/09 vs. Indianapolis)

RECEIVING

MOST RECEPTIONS

Career

- 122 Andre Reed, Buffalo (27 games)
- 84 Marvin Harrison, Indianapolis (15 games)
- 78 Al Toon, N.Y. Jets (14 games)
- 75 Wes Welker, New England (nine games)
- 73 Eric Moulds, Buff., Hou. (21 games)

Game

- 15 Isaac Bruce, St. Louis (12/24/95 at St. Louis), 210 yards
- 14 Al Toon, N.Y. Jets (11/27/88 at New York), 181 yards
- *13 Kellen Winslow, San Diego (1/2/82 at Miami), 166 yards
- 13 Antonio Gates, San Diego (12/11/05 at San Diego), 123 yards
- 12 Eric Sievers, San Diego (11/18/84 at Miami), 119 yards
- 12 Michael Irvin, Dallas (10/27/96 at Miami), 186 yards
- 12 Richie Anderson, N.Y. Jets (10/23/00 at New York), 109 yards
- 12 Wes Welker, New England (12/24/11 at New England)

MOST RECEIVING YARDS

Career

- 1,731 Andre Reed, Buffalo (27 games), 122 receptions
- 1,371 Stanley Morgan, N.E., Ind. (21 games), 68 receptions
- 1,342 Wesley Walker, N.Y. Jets (18 games), 70 receptions
- 1,221 Eric Moulds, Buff., Hou. (21 games), 73 receptions
- 1,133 Marvin Harrison, Ind. (15 games), 84 receptions

Game

- *240 Eric Moulds, Buffalo (1/2/99 at Miami), 9 receptions
- 220 Ron Jessie, Los Angeles (10/3/76 at Miami), 7 receptions
- 210 Isaac Bruce, St. Louis (12/24/95 at St. Louis), 15 receptions
- 196 Eric Moulds, Buffalo (11/25/01 at Buffalo), 6 receptions
- 194 Wesley Walker, N.Y. Jets (9/21/86 at New York), 6 receptions

MOST RECEIVING TOUCHDOWNS

Career

- 17 Wesley Walker, N.Y. Jets (18 games), 70 receptions
- 13 Irving Fryar, N.E., Phil., Wash. (19 games), 61 receptions
- 11 Laveranous Coles, N.Y. Jets, Wash. (15 games), 52 receptions
- 11 Eric Moulds, Buff., Hou. (21 games), 73 receptions
- 10 Randy Moss, Minn., Oak., N.E. (11 games), 45 receptions
- 10 Andre Reed, Buffalo (28 games), 122 receptions

Game

- 4 Jimmie Giles, Tampa Bay (10/20/85 at Miami)
- 4 Wesley Walker, N.Y. Jets (9/21/86 at New York)
- 4 Irving Fryar, Philadelphia (10/20/96 at Philadelphia)
- 3 14 times; last by Braylon Edwards, Cleveland (10/14/07 at Cleveland)

HIGHEST RECEIVING AVERAGE

Career (minimum 40 receptions)

- 20.2 Stanley Morgan, N.E., Ind. (21 games), 68/1,371 yards
- 19.2 Lee Evans, Buff. (13 games), 43/827
- 19.2 Wesley Walker, N.Y. Jets (18 games), 70/1,342 yards
- 18.0 Frank Lewis, Pit., Buff (13 games), 46/830
- 17.3 Shawn Jefferson, S.D., N.E. (12 games), 42/726 yards

Game (minimum three receptions)

- 43.3 Theo Bell, Pittsburgh (11/30/80 at Pittsburgh), 4/173 yards
- 40.0 Butch Woolfolk, Houston (9/8/85 at Houston), 3/120 yards
- 39.0 Richard Caster, N.Y. Jets (10/7/74 at Miami), 3/117 yards
- 38.0 Stanley Morgan, New England (10/21/84 at New England), 3/114 yards

MOST 100-YARD RECEIVING GAMES

- 5 Al Toon, N.Y. Jets (14 games)
- 5 Andre Reed, Buffalo (28 games)
- 5 Stanley Morgan, N.E., Ind. (23 games)
- 5 Wes Welker, New England (nine games)
- 4 Wesley Walker, N.Y. Jets (18 games)
- 4 Marvin Harrison, Indianapolis (15 games)
- 4 Randy Moss, Minn., Oak., N.E. (11 games)

FIELD GOALS

MOST FIELD GOALS

Career

- 37 Pat Leahy, N.Y. Jets (32 games)
- 36 Adam Vinatieri, N.E., Ind. (22 games)
- 32 Steve Christie, T.B., Buff., S.D. (21 games)
- 28 Dean Biasucci, Ind. St.L. (20 games)
- 20 Rian Lindell, Sea., Buff. (17 games)

Game

- 5 Roy Gerela, Houston (9/28/69 at Houston), 5 attempts

- 5 Dean Biasucci, Indianapolis (9/25/88 at Indianapolis), 6 attempts

- *5 Steve Christie, Buffalo (11/7/93 at Miami), 6 attempts

- 5 Jason Elam, Denver (10/13/02 at Denver), 5 attempts

- 5 Kris Brown, Houston (9/7/03 at Miami), 7 attempts

- 5 Kris Brown, Houston (10/7/07 at Houston), 5 attempts

LONGEST FIELD GOALS

- 59 Steve Christie, Buffalo (9/26/93 at Buffalo)
- 57 Kris Brown, Houston (10/7/07 at Houston)
- 56 Rian Lindell, Buffalo (11/29/09 at Buffalo)
- 56 Dave Rayner, Buffalo (11/20/11 at Miami)
- 55 Dean Biasucci, Indianapolis (12/30/90 at Miami)
- 55 Matt Bahr, New England (11/12/95 at Miami)
- 55 Jason Elam, Denver (10/13/02 at Denver)
- 55 Jay Feely, N.Y. Jets (11/1/09 at N.Y. Jets)

INTERCEPTIONS

MOST INTERCEPTIONS

Career

- 9 Nate Clements, Buffalo (13 games)
- 7 Johnny Robinson, Kansas City (five games)
- 7 Roland James, New Engand (nine games)
- 6 Raymond Clayborn, N.E., Clev. (16 games)
- 6 Willie Brown, Oakland (six games)
- 6 Ronnie Lippett, New England (16 games)
- 6 Mike Prior, Ind., G.B. (12 games)
- 6 Victor Green, N.Y. Jets, N.E. (19 games)
- 6 Marcus Coleman, N.Y. Jets (13 games)

Game

- 3 Clarence Duren, San Diego (10/30/77 at Miami), 45 yards
- 3 Jeff Nixon, Buffalo (9/7/80 at Buffalo), 31 yards
- 3 Erik McMillan, N.Y. Jets (10/23/88 at Miami), 57 yards
- 3 Marcus Coleman, N.Y. Jets (10/23/00 at N.Y. Jets), 7 yards
- 3 Greg Wesley, Kansas City (9/29/02 at Kansas City), 71 yards
- 3 Nate Clements, buffalo (10/20/02 at Miami), 39 yards

MOST INTERCEPTION RETURN YARDS

Game

- 151 Mike Haynes, L.A. Raiders (12/2/84 at Miami), 2 interceptions

LONGEST INTERCEPTION RETURNS

- 102t Eddie Anderson, L.A. Raiders (12/14/92 at Miami), Dan Marino
- 100t Aaron Glenn, N.Y. Jets (9/15/96 at Miami), Dan Marino
- 100t Jimmy Hitchcock, New England (11/23/97 at New England), Dan Marino
- 100t Darrelle Revis, N.Y. Jets (10/17/11 at N.Y. Jets), Matt Moore

- 98t Marcus Coleman, N.Y. Jets (12/27/99 at Miami), Dan Marino
 97t Mike Haynes, L.A. Raiders (12/2/84 at Miami), Dan Marino
 97t Najee Mustafaa, Cleveland (10/10/93 at Cleveland), Scott Mitchell
 90t Steve Emtman, Indianapolis (10/25/92 at Miami), Dan Marino
 *90t Tony James, Oakland (1/6/01 at Oakland), Jay Fiedler

LONGEST PLAYS

PUNTS

- 89 Luke Prestridge, New England (10/21/84 at New England)
 80 Chris Mohr, Buffalo (10/13/96 at Buffalo)
 73 Rich Camarillo, New England (9/13/87 at New England)
 73 Josh Miller, Pittsburgh (9/20/98 at Miami)
 73 Todd Sauerbrun, Carolina (11/4/01 at Miami)

PUNT RETURNS

- 94t Julian Edelman, New England (1/2/11 at New England)
 93t Johnnie Lee Higgins, Oakland (11/16/08 at Miami)
 84t Clarence Verdin, Indianapolis (10/25/92 at Miami)
 83t Billy Johnson, Houston (11/16/75 at Houston)
 80t Ron Gardin, Baltimore (11/1/70 at Baltimore)

KICKOFF RETURNS

- 104t Terrence McGee, Buffalo (12/5/04 at Miami)
 103t Brandon Tate, New England (10/5/10 at Miami)
 102t Harold Hart, Oakland (9/22/75 at Oakland)
 101t Jacoby Ford, Oakland (11/28/10 at Oakland)
 99t Jim Duncan, Baltimore (11/1/70 at Baltimore)

FUMBLE RETURNS

- 100t Chris Martin, Kansas City (10/13/91 at Kansas City), Sammie Smith
 *79t Neil Smith, Denver (1/9/99 at Denver), Oronde Gadsden
 66t Greg Townsend, L.A. Raiders (9/19/83 at L.A. Raiders), David Woodley
 62t Hugh Douglas, N.Y. Jets (12/22/96 at N.Y. Jets), Stanley Pritchett
 59t Gabe Northerm, Buffalo (10/4/99 at Miami), Dan Marino
 58t Rick Redman, San Diego (10/2/66 at San Diego), Dick Wood
 58t Randy McClanahan, Buffalo (11/12/78 at Buffalo), Bob Griese

BLOCKED FIELD GOALS

- 78t George Radachowsky, N.Y. Jets (9/24/89 at Miami), Pete Stoyanovich
 76t Charles Romes, Buffalo (9/2/79 at Buffalo), Uwe von Schamann

OPPONENTS TOP TENS

RUSHING

| | PLAYER | TEAMS | GAMES | NO. | YDS. | AVG. | LG | TD |
|-----|-----------------|-----------------------------|-------|-----|------|------|-----|----|
| 1. | Thurman Thomas | Buffalo | 20 | 364 | 1620 | 4.5 | 30t | 8 |
| 2. | Freeman McNeil | N.Y. Jets | 21 | 281 | 1507 | 5.4 | 58 | 2 |
| | Curtis Martin | New England, N.Y. Jets | 20 | 409 | 1507 | 3.7 | 37 | 13 |
| 4. | O.J. Simpson | Buffalo | 16 | 240 | 1177 | 4.9 | 75t | 4 |
| 5. | Eric Dickerson | L.A. Rams, Ind., L.A. Raid. | 11 | 231 | 1065 | 4.6 | 40 | 6 |
| 6. | Jim Nance | N.Y. Jets, Boston | 12 | 183 | 933 | 5.1 | 30t | 9 |
| 7. | Lydell Mitchell | San Diego Baltimore | 12 | 235 | 912 | 3.9 | 64t | 6 |
| 8. | Willis McGahee | Buffalo, Baltimore, Denver | 10 | 232 | 848 | 3.7 | 31 | 2 |
| 9. | Antowain Smith | Buffalo, N.E., N.O. | 14 | 232 | 822 | 3.5 | 44 | 4 |
| 10. | John Riggins | N.Y. Jets, Washington | 13 | 183 | 761 | 4.2 | N/A | 5 |

PASSING

| PLAYER | TEAMS | GAMES | ATT. | COMP. | YDS. | PCT. | TD | INT. |
|-------------------|-------------------------|-------|------|-------|------|------|----|------|
| 1. Drew Bledsoe | New England, Buffalo | 22 | 765 | 412 | 5397 | 53.9 | 30 | 28 |
| 2. Joe Ferguson | Buffalo, T.B., Ind. | 25 | 723 | 418 | 4902 | 57.9 | 26 | 33 |
| 3. Jim Kelly | Buffalo | 20 | 621 | 388 | 4560 | 62.5 | 24 | 19 |
| 4. Tom Brady | New England | 20 | 587 | 353 | 4304 | 60.1 | 36 | 17 |
| 5. Ken O'Brien | N.Y. Jets, Philadelphia | 16 | 489 | 303 | 3837 | 62.0 | 25 | 13 |
| 6. Steve Grogan | New England | 22 | 535 | 280 | 3709 | 53.7 | 21 | 25 |
| 7. Peyton Manning | Indianapolis | 12 | 401 | 244 | 2957 | 60.8 | 18 | 18 |
| 8. Joe Namath | N.Y. Jets | 16 | 388 | 201 | 2956 | 51.8 | 19 | 24 |
| 9. Richard Todd | N.Y. Jets | 14 | 354 | 203 | 2718 | 57.2 | 18 | 25 |
| 10. Bert Jones | Baltimore, L.A. Rams | 13 | 326 | 188 | 2388 | 57.7 | 15 | 6 |

RECEPTIONS

| PLAYER | TEAMS | GAMES | NO. | YDS. | AVG. | LG | TD |
|--------------------|---------------------------|-------|-----|------|------|-----|----|
| 1. Andre Reed | Buffalo | 27 | 122 | 1731 | 14.2 | 83t | 10 |
| 2. Marvin Harrison | Indianapolis | 15 | 84 | 1133 | 13.5 | 45 | 9 |
| 3. Al Toon | N.Y. Jets | 14 | 78 | 1054 | 14.0 | 44t | 4 |
| 4. Wes Welker | New England | 9 | 75 | 981 | 13.1 | 99t | 4 |
| 5. Eric Moulds | Buffalo, Houston | 21 | 73 | 1221 | 16.7 | 80t | 11 |
| 6. Wayne Chrebet | N.Y. Jets | 20 | 72 | 991 | 13.8 | 70 | 8 |
| 7. Wesley Walker | N.Y. Jets | 18 | 70 | 1342 | 19.2 | 71t | 17 |
| 8. Stanley Morgan | New England, Indianapolis | 21 | 68 | 1371 | 20.2 | 76t | 6 |
| 9. Thurman Thomas | Buffalo | 20 | 67 | 693 | 10.3 | 50t | 3 |
| 10. Ben Coates | New England, Baltimore | 19 | 63 | 812 | 12.9 | 84t | 9 |
| Bill Brooks | Indianapolis, Buffalo | 19 | 63 | 661 | 10.5 | 47 | 3 |

RECEIVING YARDS

| PLAYER | TEAMS | GAMES | YDS. | REC. | AVG. | LG | TD |
|--------------------|---------------------|-------|------|------|------|-----|----|
| 1. Andre Reed | Buffalo | 27 | 1731 | 122 | 14.2 | 83t | 10 |
| 2. Stanley Morgan | N.E., Indianapolis | 21 | 1371 | 68 | 20.2 | 76t | 6 |
| 3. Wesley Walker | N.Y. Jets | 18 | 1342 | 70 | 19.2 | 71t | 17 |
| 4. Eric Moulds | Buffalo, Houston | 21 | 1221 | 73 | 16.7 | 80t | 11 |
| 5. Marvin Harrison | Indianapolis | 15 | 1133 | 84 | 13.5 | 45 | 9 |
| 6. Al Toon | N.Y. Jets | 14 | 1054 | 78 | 14.0 | 44t | 4 |
| 7. Wayne Chrebet | N.Y. Jets | 20 | 991 | 72 | 13.8 | 70 | 8 |
| 8. Wes Welker | New England | 9 | 981 | 75 | 13.1 | 99t | 4 |
| 9. Irving Fryar | N.E., Phil. Wash. | 19 | 978 | 61 | 16.0 | 54t | 13 |
| 10. Frank Lewis | Pittsburgh, Buffalo | 13 | 830 | 46 | 18.0 | 92t | 2 |

OPPONENTS OUTSTANDING PERFORMANCES

300-PLUS PASSING YARDS

| PLAYER | TEAM | DATE | ATT. | COMP. | YDS. | TD | INT. | LG |
|------------------|---------------|----------|------|-------|------|----|------|-----|
| Tom Brady | New England | 9/12/11 | 48 | 32 | 517 | 4 | 1 | 99t |
| Ken O'Brien | N.Y. Jets | 9/21/86 | 43 | 29 | 479 | 4 | 1 | 65t |
| James Harris | L.A. Rams | 10/3/76 | 29 | 17 | 436 | 2 | 1 | 58 |
| * Dan Fouts | San Diego | 1/2/82 | 55 | 33 | 433 | 4 | 1 | 43 |
| Drew Bledsoe | New England | 11/23/98 | 54 | 28 | 423 | 2 | 2 | 49 |
| Drew Bledsoe | New England | 9/4/94 | 51 | 32 | 421 | 4 | 2 | 62t |
| Joe Ferguson | Buffalo | 10/9/83 | 55 | 38 | 419 | 5 | 1 | 35 |
| Drew Bledsoe | New England | 11/3/96 | 41 | 30 | 419 | 3 | 2 | 84t |
| Joe Namath | N.Y. Jets | 10/1/67 | 39 | 23 | 415 | 3 | 1 | 62 |
| Matt Cassel | New England | 11/23/08 | 43 | 30 | 415 | 3 | 1 | 64 |
| Bernie Kosar | Cleveland | 11/10/86 | 50 | 32 | 401 | 0 | 0 | 44 |
| Ken O'Brien | N.Y. Jets | 11/10/85 | 43 | 26 | 393 | 2 | 0 | 44 |
| Boomer Esiason | N.Y. Jets | 11/27/94 | 41 | 26 | 382 | 2 | 2 | 69 |
| Elvis Grbac | San Francisco | 11/20/95 | 41 | 31 | 382 | 4 | 0 | 47t |
| Jim Kelly | Buffalo | 9/1/91 | 39 | 29 | 381 | 2 | 1 | 54t |
| Dan Fouts | San Diego | 11/18/84 | 56 | 37 | 380 | 4 | 1 | 44 |
| Matt Schaub | Houston | 10/12/08 | 42 | 22 | 379 | 1 | 2 | 61 |
| Vinny Testaverde | N.Y. Jets | 10/23/00 | 59 | 36 | 378 | 5 | 3 | 30t |
| Vinny Testaverde | N.Y. Jets | 9/14/03 | 45 | 29 | 373 | 1 | 1 | 61 |
| Steve DeBerg | Tampa Bay | 10/20/85 | 32 | 19 | 365 | 4 | 1 | 57 |
| Troy Aikman | Dallas | 10/27/96 | 41 | 33 | 363 | 3 | 0 | 61 |
| Brett Favre | Green Bay | 9/11/94 | 51 | 31 | 362 | 2 | 1 | 35 |
| Kurt Warner | Arizona | 9/14/08 | 24 | 19 | 361 | 3 | 0 | 79 |
| * Doug Flutie | Buffalo | 1/2/99 | 36 | 21 | 360 | 1 | 1 | 65 |
| Jim Kelly | Buffalo | 10/25/87 | 39 | 29 | 359 | 2 | 0 | 34 |
| Brian Sipe | Cleveland | 11/18/79 | 42 | 23 | 358 | 3 | 0 | 54 |
| Bert Jones | Baltimore | 9/27/81 | 27 | 20 | 357 | 3 | 1 | 67t |
| Steve Grogan | New England | 11/8/81 | 40 | 23 | 355 | 1 | 4 | 76t |
| Daunte Culpepper | Minnesota | 10/10/00 | 37 | 23 | 355 | 1 | 3 | 42 |
| Danny White | Dallas | 10/25/81 | 32 | 22 | 354 | 3 | 1 | 38 |
| Tom Brady | New England | 10/21/07 | 25 | 21 | 354 | 6 | 0 | 50t |
| Tom Brady | New England | 12/6/09 | 29 | 19 | 352 | 2 | 2 | 81t |
| Steve Grogan | New England | 11/29/79 | 39 | 21 | 350 | 3 | 2 | 38 |

| PLAYER | TEAM | DATE | ATT. | COMP. | YDS. | TD | INT. | LG |
|--------------------|---------------|----------|------|-------|------|----|------|-----|
| Eli Manning | N.Y. Giants | 10/30/11 | 45 | 31 | 349 | 2 | 0 | 26 |
| Dennis Shaw | Buffalo | 10/18/70 | 32 | 24 | 348 | 2 | 2 | 48 |
| Daryle Lamonica | Oakland | 9/21/68 | 24 | 15 | 344 | 4 | 0 | 73t |
| Mike Tomczak | Pittsburgh | 11/20/94 | 42 | 26 | 343 | 0 | 0 | 40 |
| Erik Kramer | Chicago | 10/27/97 | 50 | 32 | 343 | 2 | 0 | 54 |
| Ken Anderson | Cincinnati | 11/28/83 | 36 | 23 | 342 | 1 | 2 | 80t |
| Pat Ryan | N.Y. Jets | 11/27/88 | 43 | 27 | 341 | 2 | 1 | 35 |
| Tony Eason | New England | 9/17/89 | 49 | 25 | 341 | 1 | 1 | 45 |
| * Jim Kelly | Buffalo | 1/12/91 | 29 | 19 | 339 | 3 | 1 | 44 |
| Joe Ferguson | Buffalo | 10/12/81 | 29 | 20 | 338 | 3 | 0 | 65t |
| Brian Griese | Denver | 10/13/02 | 46 | 27 | 335 | 1 | 2 | 52 |
| Steve Bartkowski | Atlanta | 9/21/80 | 36 | 18 | 332 | 2 | 0 | 53 |
| Tom Brady | New England | 11/8/09 | 37 | 25 | 332 | 1 | 1 | 71t |
| Joe Ferguson | Buffalo | 12/7/77 | 40 | 25 | 331 | 3 | 1 | 27 |
| ** Joe Montana | San Francisco | 1/20/85 | 35 | 24 | 331 | 3 | 0 | 34 |
| Vinny Testaverde | Baltimore | 10/19/97 | 47 | 32 | 331 | 1 | 0 | 34t |
| Ken O'Brien | N.Y. Jets | 9/24/89 | 37 | 27 | 329 | 3 | 1 | 37t |
| Drew Bledsoe | New England | 1/2/94 | 43 | 27 | 329 | 4 | 1 | 42 |
| Kurt Warner | St. Louis | 9/30/01 | 31 | 24 | 328 | 4 | 0 | 45t |
| Trent Green | Kansas City | 9/29/02 | 34 | 24 | 328 | 5 | 0 | 46 |
| Brooks Bollinger | N.Y. Jets | 12/18/05 | 42 | 28 | 327 | 2 | 0 | 60 |
| Bruce Matheson | Seattle | 10/4/87 | 42 | 20 | 326 | 2 | 3 | 30 |
| Warren Moon | Minnesota | 9/25/94 | 37 | 26 | 326 | 3 | 0 | 44 |
| Neil O'Donnell | N.Y. Jets | 9/15/96 | 44 | 25 | 325 | 3 | 3 | 78t |
| Boomer Esiason | N.Y. Jets | 9/12/93 | 33 | 22 | 323 | 2 | 1 | 51 |
| Glenn Foley | N.Y. Jets | 11/9/97 | 48 | 25 | 322 | 1 | 1 | 33 |
| Mark Rypien | St. Louis | 12/24/95 | 42 | 27 | 320 | 2 | 1 | 31 |
| Tyler Thigpen | Kansas City | 12/21/08 | 41 | 20 | 320 | 2 | 3 | 75 |
| Jim Harbaugh | Indianapolis | 10/8/95 | 33 | 25 | 319 | 3 | 0 | 47t |
| Neil O'Donnell | N.Y. Jets | 10/12/97 | 37 | 24 | 319 | 2 | 0 | 70 |
| Carson Palmer | Cincinnati | 12/30/07 | 32 | 23 | 316 | 3 | 1 | 70t |
| Ryan Fitzpatrick | Buffalo | 12/18/11 | 47 | 31 | 316 | 2 | 3 | 28 |
| Steve Bono | Kansas City | 12/12/94 | 55 | 33 | 314 | 2 | 3 | 22t |
| * Joe Montana | Kansas City | 12/31/94 | 37 | 26 | 314 | 2 | 1 | 57t |
| Dan Fouts | San Diego | 10/15/78 | 30 | 22 | 313 | 1 | 2 | 46 |
| Tony Eason | New England | 10/21/84 | 29 | 19 | 313 | 3 | 0 | 76t |
| * Mark Malone | Pittsburgh | 1/6/85 | 36 | 20 | 312 | 3 | 3 | 29t |
| Drew Bledsoe | New England | 12/24/00 | 34 | 18 | 312 | 2 | 2 | 59 |
| Richard Todd | N.Y. Jets | 10/4/81 | 39 | 28 | 310 | 4 | 1 | 46 |
| Alex Van Pelt | Buffalo | 11/25/01 | 34 | 21 | 309 | 3 | 1 | 80t |
| Mike Livingston | Kansas City | 10/19/69 | 34 | 17 | 308 | 1 | 1 | 93t |
| Neil Lomax | St. Louis | 9/30/84 | 37 | 22 | 308 | 1 | 0 | 29 |
| Jay Cutler | Denver | 11/2/08 | 46 | 24 | 307 | 2 | 3 | 47 |
| Philip Rivers | San Diego | 10/2/11 | 31 | 21 | 307 | 1 | 0 | 55t |
| * Dan Pastorini | Houston | 12/24/78 | 29 | 20 | 306 | 1 | 0 | 34 |
| Jim Kelly | Buffalo | 10/4/92 | 48 | 25 | 306 | 1 | 4 | 28 |
| Drew Bledsoe | Buffalo | 12/1/02 | 27 | 15 | 306 | 3 | 0 | 73t |
| Greg Landry | Baltimore | 11/25/79 | 42 | 25 | 304 | 3 | 2 | 31t |
| Tom Brady | New England | 12/24/11 | 46 | 27 | 304 | 1 | 0 | 42 |
| Sonny Jurgensen | Washington | 10/13/74 | 39 | 26 | 303 | 2 | 3 | 37 |
| Peyton Manning | Indianapolis | 9/21/09 | 23 | 14 | 303 | 2 | 0 | 80t |
| Phillip Rivers | San Diego | 9/27/09 | 33 | 18 | 303 | 0 | 0 | 55 |
| Peyton Manning | Indianapolis | 9/6/98 | 37 | 21 | 302 | 1 | 3 | 42 |
| Ben Roethlisberger | Pittsburgh | 10/24/10 | 27 | 19 | 302 | 2 | 0 | 53 |
| Pat Ryan | N.Y. Jets | 10/4/87 | 49 | 30 | 301 | 4 | 2 | 35t |

100-PLUS RECEIVING YARDS

| PLAYER | TEAM | DATE | NO. | YDS. | TD | LG |
|----------------|--------------|----------|-----|------|----|-----|
| * Eric Moulds | Buffalo | 1/2/99 | 9 | 240 | 1 | 65 |
| Ron Jessie | L.A. Rams | 10/3/76 | 7 | 220 | 2 | 58t |
| Isaac Bruce | St. Louis | 12/24/95 | 15 | 210 | 1 | 31 |
| Eric Moulds | Buffalo | 11/25/01 | 6 | 196 | 2 | 80t |
| Wesley Walker | N.Y. Jets | 9/21/86 | 6 | 194 | 4 | 65t |
| Michael Irvin | Dallas | 10/27/96 | 12 | 186 | 1 | 61 |
| Dallas Clark | Indianapolis | 9/21/09 | 7 | 183 | 1 | 80t |
| Stanley Morgan | New England | 11/8/81 | 5 | 182 | 1 | 76t |
| Al Toon | N.Y. Jets | 11/27/88 | 14 | 181 | 0 | 29 |

| PLAYER | TEAM | DATE | NO. | YDS. | TD | LG |
|-------------------|---------------|----------|-----|------|----|-----|
| Andre Johnson | Houston | 10/12/08 | 10 | 178 | 1 | 61 |
| Reggie Rucker | Cleveland | 11/18/79 | 9 | 177 | 1 | 54 |
| Marvin Harrison | Indianapolis | 11/11/01 | 9 | 174 | 3 | 45 |
| Theo Bell | Pittsburgh | 11/30/80 | 4 | 173 | 0 | 45 |
| Johnnie Morton | Detroit | 12/7/97 | 9 | 171 | 1 | 41 |
| Steve Smith | Carolina | 9/25/05 | 11 | 170 | 3 | 53t |
| Cris Carter | Minnesota | 9/10/00 | 9 | 168 | 0 | 42 |
| Wes Welker | New England | 12/6/09 | 10 | 167 | 0 | 58 |
| * Kellen Winslow | San Diego | 1/2/82 | 13 | 166 | 1 | 31 |
| Tommy Kane | Seattle | 12/16/90 | 10 | 162 | 0 | 25 |
| Antwaan Randle El | Washington | 9/9/07 | 5 | 162 | 0 | 54 |
| Ben Coates | New England | 9/4/94 | 8 | 161 | 2 | 62t |
| Don Maynard | N.Y. Jets | 12/1/68 | 7 | 160 | 3 | 54t |
| Wes Welker | New England | 9/12/11 | 8 | 160 | 2 | 99t |
| Al Toon | N.Y. Jets | 9/24/89 | 10 | 159 | 1 | 37t |
| Bake Turner | N.Y. Jets | 9/3/78 | 7 | 157 | 0 | 71 |
| Al Toon | N.Y. Jets | 11/10/85 | 10 | 156 | 0 | 44 |
| Andre Reed | Buffalo | 9/1/91 | 11 | 154 | 1 | 54t |
| Frank Lewis | Buffalo | 9/17/78 | 5 | 153 | 1 | 92t |
| Larry Fitzgerald | Arizona | 9/14/08 | 6 | 153 | 0 | 75 |
| * James Lofton | Buffalo | 1/12/91 | 7 | 149 | 1 | 44 |
| Jerry Rice | San Francisco | 11/20/95 | 8 | 149 | 2 | 47t |
| Stanley Morgan | New England | 12/22/86 | 8 | 148 | 2 | 30t |
| Randy Moss | New England | 11/8/09 | 6 | 147 | 1 | 71t |
| Marlin Briscoe | Buffalo | 10/18/70 | 7 | 145 | 2 | 46t |
| Raymond Butler | Baltimore | 9/27/81 | 4 | 145 | 2 | 67t |
| Keyshawn Johnson | N.Y. Jets | 12/12/99 | 11 | 144 | 2 | 27 |
| Marvin Harrison | Indianapolis | 9/15/02 | 11 | 144 | 1 | 33 |
| Mark Carrier | Tampa Bay | 10/30/88 | 9 | 142 | 0 | 47 |
| * Stephone Paige | Kansas City | 1/5/91 | 8 | 142 | 1 | 33 |
| Santana Moss | N.Y. Jets | 9/14/03 | 5 | 142 | 1 | 61 |
| Tony Gonzalez | Kansas City | 9/29/02 | 7 | 140 | 3 | 42t |
| Anquan Boldin | Arizona | 9/14/08 | 6 | 140 | 3 | 79t |
| George Sauer | N.Y. Jets | 10/22/67 | 6 | 139 | 1 | 61t |
| Wes Welker | New England | 10/21/07 | 9 | 138 | 2 | 36 |
| Wes Welker | New England | 12/24/11 | 12 | 138 | 0 | 42 |
| Jimmy Teal | Seattle | 10/4/87 | 9 | 137 | 0 | 32 |
| Joey Galloway | Seattle | 10/6/96 | 5 | 137 | 2 | 65t |
| Alfred Jenkins | Atlanta | 9/21/80 | 4 | 136 | 0 | 33 |
| Jeff Graham | N.Y. Jets | 9/15/96 | 5 | 136 | 1 | 78t |
| * Jimmy Smith | Jacksonville | 1/15/00 | 5 | 136 | 2 | 70t |
| Ben Coates | New England | 11/3/96 | 5 | 135 | 2 | 84t |
| Gene Foster | San Diego | 10/2/66 | 6 | 134 | 2 | 63t |
| Andre Reed | Buffalo | 10/13/96 | 10 | 134 | 0 | 49 |
| Leonard Thompson | Detroit | 10/27/85 | 6 | 133 | 1 | 48 |
| Stephone Paige | Kansas City | 12/3/89 | 7 | 133 | 1 | 38t |
| Greg Jennings | Green Bay | 10/17/10 | 6 | 133 | 1 | 86t |
| Fred Biletnikoff | Oakland | 9/20/69 | 9 | 132 | 1 | 13t |
| Otis Taylor | Kansas City | 10/19/69 | 4 | 131 | 0 | 79 |
| J.J. Birden | Kansas City | 12/12/94 | 10 | 131 | 1 | 22t |
| Shawn Jefferson | New England | 11/23/98 | 6 | 131 | 1 | 38 |
| Troy Brown | New England | 10/19/03 | 6 | 131 | 1 | 82t |
| Chad Johnson | Cincinnati | 12/30/07 | 4 | 131 | 2 | 70t |
| Hines Ward | Pittsburgh | 10/24/10 | 7 | 131 | 1 | 43 |
| Chris Burkett | Buffalo | 10/25/87 | 9 | 130 | 1 | 34 |
| Eric Moulds | Buffalo | 12/1/02 | 5 | 130 | 1 | 57t |
| Randy Vataha | New England | 12/5/71 | 7 | 129 | 2 | 51t |
| * Steve Largent | Seattle | 12/29/84 | 6 | 128 | 1 | 56t |
| Matt Jones | Jacksonville | 12/3/06 | 6 | 128 | 1 | 33 |
| Cris Collinsworth | Cincinnati | 11/28/83 | 8 | 127 | 0 | 48 |
| Jake Reed | Minnesota | 9/25/94 | 9 | 127 | 0 | 21 |
| Andre Reed | Buffalo | 12/16/96 | 6 | 127 | 1 | 67t |
| Charlie Mitchell | Denver | 12/4/66 | 4 | 126 | 1 | 79t |
| Wesley Walker | N.Y. Jets | 11/26/78 | 6 | 126 | 1 | 42 |
| Roy Williams | Detroit | 11/23/06 | 6 | 126 | 0 | 41 |
| Lance Alworth | San Diego | 11/12/67 | 4 | 125 | 1 | 54t |
| Stanley Morgan | New England | 10/5/86 | 6 | 125 | 1 | 27t |
| Tim Brown | Oakland | 11/30/97 | 8 | 125 | 1 | 36 |

| PLAYER | TEAM | DATE | NO. | YDS. | TD | LG |
|--------------------|--------------|----------|-----|------|----|-----|
| Raghib Ismail | Dallas | 11/25/99 | 5 | 125 | 1 | 65t |
| Marvin Harrison | Indianapolis | 12/5/99 | 8 | 125 | 0 | 36 |
| Randy Moss | New England | 11/23/08 | 8 | 125 | 3 | 29t |
| Stanley Morgan | New England | 11/29/79 | 5 | 124 | 1 | 38t |
| Rob Moore | N.Y. Jets | 9/12/93 | 6 | 124 | 0 | 51 |
| Rob Moore | N.Y. Jets | 11/27/94 | 7 | 124 | 0 | 35 |
| Antonio Gates | San Diego | 12/11/05 | 13 | 123 | 1 | 25 |
| Jim Whalen | Boston | 12/17/67 | 4 | 122 | 0 | 33 |
| * Fred Biletnikoff | Oakland | 12/21/74 | 8 | 122 | 1 | 20 |
| Dokie Williams | L.A. Raiders | 12/2/84 | 2 | 122 | 1 | 75t |
| Leonard Thompson | Detroit | 10/27/85 | 7 | 122 | 1 | 38t |
| Andre Reed | Buffalo | 9/11/88 | 8 | 122 | 0 | 21 |
| * Andre Reed | Buffalo | 1/12/91 | 4 | 122 | 2 | 43 |
| Randy Moss | New England | 10/21/07 | 4 | 122 | 2 | 50t |
| Don Maynard | N.Y. Jets | 11/2/69 | 4 | 121 | 2 | 42t |
| Wayne Patrick | Buffalo | 10/18/70 | 6 | 121 | 0 | 48 |
| Joe Washington | Baltimore | 11/11/79 | 10 | 121 | 0 | 23 |
| Henry Ellard | L.A. Rams | 12/14/86 | 8 | 121 | 1 | 22 |
| Tony Martin | San Diego | 11/5/95 | 7 | 121 | 1 | 50t |
| Darrell Jackson | Seattle | 10/28/01 | 5 | 121 | 1 | 64 |
| Sammy White | Minnesota | 12/11/76 | 9 | 120 | 3 | 36t |
| Butch Woolfolk | Houston | 9/8/85 | 3 | 120 | 1 | 80t |
| Wes Welker | New England | 11/23/08 | 8 | 120 | 0 | 64 |
| Vincent Jackson | San Diego | 9/27/09 | 5 | 120 | 0 | 55 |
| Eric Sievers | San Diego | 11/18/84 | 12 | 119 | 2 | 24 |
| Fred Biletnikoff | Oakland | 10/4/69 | 9 | 119 | 1 | 23 |
| Mike Jones | New Orleans | 12/7/86 | 6 | 119 | 0 | 34 |
| Vincent Brisby | New England | 11/12/95 | 6 | 118 | 1 | 47t |
| Richard Caster | N.Y. Jets | 10/7/74 | 3 | 117 | 1 | 89t |
| O.J. Simpson | Buffalo | 12/7/75 | 8 | 117 | 1 | 62t |
| Eric Sievers | New England | 12/10/89 | 6 | 117 | 0 | 41 |
| Carl Pickens | Cincinnati | 10/1/95 | 9 | 117 | 3 | 44t |
| Lee Evans | Buffalo | 12/4/05 | 5 | 117 | 3 | 56t |
| Paul Coffman | Green Bay | 10/28/79 | 5 | 116 | 1 | 78t |
| Jimmie Giles | Tampa Bay | 10/20/85 | 7 | 116 | 4 | 39t |
| Irving Fryar | Philadelphia | 10/20/96 | 8 | 116 | 4 | 38t |
| Shawn Jefferson | New England | 10/25/98 | 4 | 116 | 0 | 54 |
| Lee Evans | Buffalo | 10/26/08 | 7 | 116 | 0 | 33 |
| Peyton Hillis | Denver | 11/2/08 | 7 | 116 | 1 | 47 |
| Tony Hill | Dallas | 12/17/84 | 6 | 115 | 1 | 66t |
| Steve Breaston | Kansas City | 11/6/11 | 7 | 115 | 0 | 37 |
| Isaac Curtis | Cincinnati | 11/28/83 | 4 | 114 | 1 | 80t |
| Stanley Morgan | New England | 10/21/84 | 3 | 114 | 1 | 76t |
| Dennis Northcutt | Cleveland | 12/26/04 | 4 | 114 | 1 | 58t |
| Otis Taylor | Kansas City | 11/13/66 | 4 | 113 | 1 | 89t |
| Otis Taylor | Kansas City | 9/28/68 | 3 | 113 | 1 | 44 |
| Eric Crabtree | Cincinnati | 9/14/69 | 3 | 113 | 2 | 69t |
| James Lofton | L.A. Raiders | 10/9/88 | 5 | 113 | 0 | 32 |
| Tim Brown | Oakland | 10/31/99 | 7 | 113 | 0 | 32 |
| Jim Colclough | Boston | 12/17/67 | 3 | 112 | 0 | 52 |
| Mike Barber | Houston | 12/24/78 | 4 | 112 | 0 | 55 |
| Wesley Walker | N.Y. Jets | 10/4/81 | 8 | 112 | 2 | 46 |
| Will Moore | New England | 9/10/95 | 8 | 112 | 0 | 33 |
| Terry Glenn | New England | 11/3/96 | 10 | 112 | 0 | 20 |
| Roy Jefferson | Washington | 10/13/74 | 7 | 111 | 1 | 37t |
| John Holland | Buffalo | 9/13/76 | 2 | 111 | 2 | 58t |
| * John Stallworth | Pittsburgh | 1/6/85 | 4 | 111 | 2 | 65t |
| Al Toon | N.Y. Jets | 9/21/86 | 7 | 111 | 0 | 31 |
| Torry Holt | St. Louis | 9/30/01 | 4 | 111 | 1 | 45t |
| * Ed Podolak | Kansas City | 12/25/71 | 8 | 110 | 1 | 29 |
| Anthony Miller | San Diego | 12/27/93 | 7 | 110 | 2 | 41t |
| Randy Moss | Minnesota | 12/21/02 | 7 | 110 | 0 | 60 |
| Jeremy Shockey | N.Y. Giants | 10/5/03 | 11 | 110 | 0 | 20 |
| Lee Evans | Buffalo | 12/5/04 | 4 | 110 | 2 | 69t |
| Richie Anderson | N.Y. Jets | 10/23/00 | 12 | 109 | 0 | 19 |
| Wesley Walker | N.Y. Jets | 9/3/78 | 4 | 108 | 2 | 47t |
| * Charlie Joiner | San Diego | 1/2/82 | 7 | 108 | 0 | 39 |

| PLAYER | TEAM | DATE | NO. | YDS. | TD | LG |
|-------------------|--------------|----------|-----|------|----|-----|
| Art Monk | N.Y. Jets | 11/27/94 | 5 | 108 | 0 | 69 |
| * Steve Tasker | Buffalo | 12/30/95 | 5 | 108 | 1 | 37t |
| Dedric Ward | N.Y. Jets | 11/9/97 | 6 | 108 | 0 | 33 |
| Leon Washington | N.Y. Jets | 12/25/06 | 4 | 108 | 0 | 64 |
| Jacoby Ford | Oakland | 11/28/10 | 4 | 108 | 1 | 52 |
| Vincent Jackson | San Diego | 10/2/11 | 3 | 108 | 1 | 55t |
| Jack Snow | L.A. Rams | 10/31/71 | 5 | 107 | 1 | 51t |
| Warren Wells | Oakland | 9/21/68 | 3 | 106 | 1 | 73t |
| Raymond Chester | Baltimore | 12/1/76 | 5 | 106 | 0 | 48 |
| Frank Lewis | Buffalo | 10/12/81 | 5 | 106 | 0 | 30 |
| Tony Hill | Dallas | 10/25/81 | 5 | 106 | 0 | 38 |
| * Wes Chandler | San Diego | 1/2/82 | 6 | 106 | 0 | 47 |
| Andre Reed | Buffalo | 12/4/94 | 3 | 106 | 2 | 83t |
| Warrick Dunn | Tampa Bay | 9/21/97 | 6 | 106 | 1 | 58t |
| Laveranues Coles | N.Y. Jets | 10/15/06 | 5 | 106 | 2 | 58t |
| Rob Gronkowski | New England | 1/2/11 | 7 | 106 | 1 | 28 |
| Leonard Hankerson | Washington | 11/13/11 | 8 | 106 | 0 | 22 |
| Bake Turner | N.Y. Jets | 12/14/69 | 4 | 105 | 2 | 34t |
| Harold Jackson | New England | 11/29/79 | 5 | 105 | 1 | 33 |
| Eddie Brown | Cincinnati | 11/8/87 | 8 | 105 | 0 | 32 |
| Jermaine Lewis | Baltimore | 10/19/97 | 6 | 105 | 0 | 28 |
| Wayne Chrebet | N.Y. Jets | 12/13/98 | 5 | 105 | 1 | 52 |
| Tony Martin | Atlanta | 12/27/98 | 3 | 105 | 1 | 53 |
| Ed McCaffrey | Denver | 9/13/99 | 6 | 105 | 3 | 61t |
| Jeremy Shockey | New Orleans | 10/25/09 | 4 | 105 | 0 | 66 |
| Art Powell | Oakland | 9/2/66 | 8 | 104 | 1 | 17t |
| * Elmo Wright | Kansas City | 12/25/71 | 3 | 104 | 0 | 63 |
| Derrick Gaffney | N.Y. Jets | 9/30/79 | 4 | 104 | 0 | 43 |
| Wayne Chrebet | N.Y. Jets | 10/12/97 | 5 | 104 | 1 | 70 |
| Tim Brown | Oakland | 12/6/98 | 9 | 104 | 2 | 27 |
| Wayne Chrebet | N.Y. Jets | 10/23/00 | 6 | 104 | 2 | 28 |
| Gary Garrison | San Diego | 10/11/69 | 4 | 103 | 2 | 40t |
| * Ken Burrough | Houston | 12/24/78 | 6 | 103 | 0 | 53 |
| Thurman Thomas | Buffalo | 9/1/91 | 8 | 103 | 1 | 50t |
| * Kimble Anders | Kansas City | 12/31/94 | 6 | 103 | 1 | 57t |
| Aaron Hernandez | New England | 9/12/11 | 7 | 103 | 1 | 30 |
| Marvin Harrison | Indianapolis | 9/6/98 | 5 | 102 | 1 | 42 |
| Troy Brown | New England | 12/24/00 | 8 | 102 | 0 | 22 |
| David Patten | New England | 10/6/02 | 5 | 102 | 2 | 34t |
| Doug Jolley | N.Y. Jets | 12/18/05 | 9 | 102 | 1 | 60t |
| Jamaal Charles | Kansas City | 12/21/08 | 3 | 102 | 0 | 75 |
| Kellen Winslow | Tampa Bay | 11/15/09 | 7 | 102 | 0 | 37 |
| Rob Gronkowski | New England | 1/2/11 | 6 | 102 | 1 | 40 |
| Elbert Dubenion | Buffalo | 9/18/66 | 5 | 101 | 0 | 26 |
| Andre Rison | Atlanta | 10/11/92 | 7 | 101 | 1 | 22t |
| Heath Miller | Pittsburgh | 9/7/06 | 3 | 101 | 1 | 87t |
| Andre Johnson | Houston | 10/1/06 | 9 | 101 | 1 | 30 |
| Richard Caster | N.Y. Jets | 11/24/74 | 6 | 100 | 2 | 45t |
| Al Toon | N.Y. Jets | 12/7/87 | 5 | 100 | 1 | 44t |
| Lawrence Dawsey | Tampa Bay | 12/1/91 | 8 | 100 | 1 | 17t |
| Curtis Conway | Chicago | 10/27/97 | 6 | 100 | 0 | 54 |
| Ken Dilger | Indianapolis | 12/14/97 | 5 | 100 | 3 | 43 |
| Ben Watson | Cleveland | 12/5/10 | 10 | 100 | 1 | 22 |

100-PLUS RUSHING YARDS

| PLAYER | TEAM | DATE | NO. | YDS. | TD | LG |
|-----------------|--------------|----------|-----|------|----|-----|
| O.J. Simpson | Buffalo | 12/5/76 | 24 | 203 | 1 | 75t |
| Rueben Mayes | New Orleans | 12/7/86 | 28 | 203 | 2 | 34t |
| Earl Campbell | Houston | 11/20/78 | 28 | 199 | 4 | 81t |
| * Terrell Davis | Denver | 1/9/99 | 21 | 199 | 2 | 62 |
| Justin Fargas | Oakland | 9/30/07 | 22 | 179 | 0 | 48 |
| Freeman McNeil | N.Y. Jets | 10/14/85 | 28 | 173 | 0 | 20 |
| Ricky Watters | Philadelphia | 10/20/96 | 25 | 173 | 1 | 49t |
| Gerald Riggs | Atlanta | 11/30/86 | 33 | 172 | 1 | 31 |
| Eric Dickerson | Indianapolis | 12/4/88 | 31 | 169 | 1 | 19 |
| Jamal Lewis | Baltimore | 1/2/05 | 34 | 167 | 1 | 20 |
| ** John Riggins | Washington | 1/30/83 | 38 | 166 | 1 | 43t |

| PLAYER | TEAM | DATE | NO. | YDS. | TD | LG |
|-------------------|--------------|----------|-----|------|----|-----|
| Reuben Droughns | Cleveland | 11/20/05 | 30 | 166 | 1 | 75t |
| Thurman Thomas | Buffalo | 9/1/91 | 25 | 165 | 1 | 20 |
| Jim Nance | Boston | 12/17/67 | 24 | 164 | 2 | 29 |
| William Andrews | Atlanta | 12/10/83 | 21 | 161 | 1 | 24t |
| * Earnest Byner | Cleveland | 1/4/86 | 16 | 161 | 2 | 66t |
| Hoyle Granger | Houston | 12/23/67 | 21 | 160 | 1 | 23 |
| Wayne Wilson | New Orleans | 10/2/83 | 34 | 160 | 0 | 12 |
| * Thurman Thomas | Buffalo | 12/30/95 | 25 | 158 | 1 | 32 |
| Don Woods | San Diego | 9/29/74 | 18 | 157 | 2 | 56t |
| Earnest Byner | Washington | 12/2/90 | 32 | 157 | 3 | 21 |
| Antowain Smith | New England | 12/22/01 | 26 | 156 | 1 | 44 |
| Laurence Maroney | New England | 12/23/07 | 14 | 156 | 1 | 59t |
| Marcus Allen | L.A. Raiders | 12/2/84 | 20 | 155 | 3 | 52t |
| Eric Dickerson | Indianapolis | 11/15/87 | 30 | 154 | 1 | 13 |
| Thurman Thomas | Buffalo | 12/23/90 | 30 | 154 | 1 | 13t |
| Christian Okoye | Kansas City | 10/13/91 | 23 | 153 | 1 | 38t |
| Dick Post | San Diego | 11/3/68 | 21 | 151 | 0 | 24 |
| Travis Henry | Buffalo | 12/1/02 | 35 | 151 | 1 | 13 |
| Thurman Thomas | Buffalo | 12/3/89 | 27 | 148 | 1 | 30t |
| Christian Okoye | Kansas City | 12/24/89 | 32 | 148 | 1 | 13 |
| Thurman Thomas | Buffalo | 12/17/95 | 35 | 148 | 1 | 15 |
| Brian Westbrook | Philadelphia | 11/18/07 | 32 | 148 | 0 | 36 |
| Adrian Peterson | Minnesota | 9/19/10 | 28 | 145 | 1 | 23 |
| Barry Sanders | Detroit | 9/15/91 | 32 | 143 | 0 | 14 |
| Lee Suggs | Cleveland | 12/26/04 | 38 | 143 | 0 | 13 |
| Lydell Mitchell | Baltimore | 10/9/77 | 17 | 142 | 1 | 64t |
| Curtis Martin | New England | 11/12/95 | 30 | 142 | 2 | 23 |
| Woody Campbell | Houston | 12/3/67 | 18 | 141 | 1 | 42 |
| * Natrone Means | San Diego | 1/8/95 | 24 | 139 | 1 | 24t |
| Earl Campbell | Houston | 12/4/83 | 28 | 138 | 1 | 35t |
| Edgerrin James | Indianapolis | 9/15/02 | 30 | 138 | 0 | 13 |
| Barry Sanders | Detroit | 12/7/97 | 30 | 137 | 1 | 19 |
| Thurman Thomas | Buffalo | 11/18/91 | 23 | 135 | 1 | 30 |
| * Fred Taylor | Jacksonville | 1/15/00 | 18 | 135 | 1 | 90t |
| Paul Robinson | Cincinnati | 11/17/68 | 22 | 134 | 3 | 54t |
| Jim Nance | Boston | 11/27/66 | 23 | 133 | 1 | 27t |
| Freeman McNeil | N.Y. Jets | 11/4/84 | 20 | 132 | 1 | 52 |
| Johnny Hector | N.Y. Jets | 12/22/91 | 13 | 132 | 0 | 47 |
| Travis Henry | Buffalo | 10/20/02 | 22 | 132 | 0 | 34 |
| Mike Garrett | Kansas City | 9/24/67 | 20 | 131 | 0 | 28 |
| Brandon Jacobs | N.Y. Giants | 10/28/07 | 23 | 131 | 0 | 15 |
| Edgerrin James | Indianapolis | 12/5/99 | 23 | 130 | 2 | 41t |
| Michael Pittman | Tampa Bay | 10/16/05 | 15 | 127 | 1 | 57t |
| Joe Washington | Baltimore | 10/29/78 | 20 | 126 | 0 | 29 |
| Floyd Little | Denver | 10/27/68 | 25 | 126 | 1 | 19 |
| Antowain Smith | Buffalo | 11/14/99 | 29 | 126 | 0 | 24 |
| Eric Dickerson | Indianapolis | 9/25/88 | 30 | 125 | 0 | 9 |
| Thurman Thomas | Buffalo | 10/9/94 | 31 | 125 | 2 | 26t |
| Earnest Jackson | San Diego | 11/18/84 | 28 | 124 | 0 | 16 |
| Eric Dickerson | L.A. Rams | 12/14/86 | 28 | 124 | 1 | 25 |
| Robert Holmes | Kansas City | 9/28/68 | 13 | 123 | 1 | 76t |
| Neal Anderson | Chicago | 9/4/88 | 24 | 123 | 2 | 15 |
| Scott Lockwood | New England | 12/27/92 | 30 | 123 | 0 | 23 |
| Tatum Bell | Denver | 12/12/04 | 17 | 123 | 2 | 29 |
| Tony Dorsett | Dallas | 10/25/81 | 24 | 122 | 0 | 18 |
| DeAngelo Williams | Carolina | 11/19/09 | 13 | 122 | 0 | 50 |
| Walter Payton | Chicago | 12/2/85 | 23 | 121 | 0 | 15 |
| Larry Kinnebrew | Buffalo | 10/29/89 | 21 | 121 | 1 | 25 |
| Dorsey Levens | Green Bay | 9/14/97 | 21 | 121 | 0 | 23 |
| Corey Dillon | New England | 12/20/04 | 26 | 121 | 1 | 20 |
| O.J. Simpson | Buffalo | 11/18/73 | 20 | 120 | 0 | 28 |
| Earl Campbell | Houston | 11/5/79 | 32 | 120 | 0 | 11 |
| * Chuck Muncie | San Diego | 1/2/82 | 24 | 120 | 1 | 19 |
| Curtis Martin | N.Y. Jets | 10/14/01 | 22 | 120 | 1 | 27t |
| Jim Braxton | Buffalo | 11/18/73 | 17 | 119 | 0 | 36 |
| Craig James | New England | 11/3/85 | 23 | 119 | 0 | 14 |
| Ronnie Harmon | Buffalo | 11/29/87 | 23 | 119 | 0 | 19 |

| PLAYER | TEAM | DATE | NO. | YDS. | TD | LG |
|--------------------|---------------|----------|-----|------|----|-----|
| Jerome Bettis | Pittsburgh | 11/25/96 | 27 | 119 | 0 | 14 |
| Natrone Means | San Diego | 12/27/93 | 18 | 118 | 3 | 65t |
| Edgerrin James | Indianapolis | 11/26/00 | 26 | 118 | 0 | 13 |
| Ahman Green | Green Bay | 10/22/06 | 18 | 118 | 1 | 70t |
| Warren Williams | Pittsburgh | 12/18/88 | 16 | 117 | 0 | 33 |
| * Thurman Thomas | Buffalo | 1/12/91 | 32 | 117 | 2 | 14 |
| Chris Johnson | Tennessee | 11/14/10 | 17 | 117 | 1 | 30 |
| Franco Harris | Pittsburgh | 11/30/80 | 28 | 116 | 1 | 9t |
| Freeman McNeil | N.Y. Jets | 9/19/82 | 13 | 116 | 0 | 48 |
| Freeman McNeil | N.Y. Jets | 11/26/84 | 24 | 116 | 0 | 39 |
| Curtis Martin | N.Y. Jets | 11/1/04 | 19 | 115 | 1 | 25t |
| Lamont Jordan | N.Y. Jets | 11/1/04 | 14 | 115 | 1 | 25t |
| Willie Parker | Pittsburgh | 9/7/06 | 29 | 115 | 0 | 32 |
| Fred Jackson | Buffalo | 12/9/07 | 15 | 115 | 0 | 27 |
| Emerson Boozer | N.Y. Jets | 12/13/70 | 18 | 114 | 0 | 21 |
| Curtis Brown | Buffalo | 11/12/78 | 11 | 114 | 1 | 58t |
| James Jones | Detroit | 10/27/85 | 36 | 114 | 1 | 8 |
| Jim Nance | Boston | 10/15/67 | 20 | 113 | 0 | 19 |
| Mel Owens | Detroit | 12/15/73 | 27 | 113 | 1 | 10 |
| Horace Ivory | New England | 10/22/78 | 15 | 113 | 2 | 28 |
| * Curt Warner | Seattle | 12/31/83 | 29 | 113 | 2 | 18 |
| Terry Allen | Minnesota | 9/25/94 | 15 | 113 | 1 | 45 |
| Edgerrin James | Indianapolis | 12/17/00 | 32 | 112 | 0 | 15 |
| Hoyle Granger | Houston | 12/3/67 | 25 | 111 | 1 | 13 |
| Jim Nance | Boston | 12/8/68 | 19 | 111 | 1 | 30t |
| Wilbert Montgomery | Philadelphia | 9/24/78 | 25 | 111 | 0 | 12 |
| Willis McGahee | Buffalo | 10/17/04 | 26 | 111 | 0 | 31 |
| Franco Harris | Pittsburgh | 11/14/76 | 22 | 110 | 1 | 26 |
| Rocky Bleier | Pittsburgh | 11/14/76 | 20 | 110 | 0 | 13 |
| Eric Dickerson | Indianapolis | 12/30/90 | 20 | 110 | 0 | 16 |
| Corey Dillon | Cincinnati | 10/1/00 | 22 | 110 | 0 | 19 |
| Curtis Martin | N.Y. Jets | 10/3/04 | 24 | 110 | 1 | 13 |
| Thomas Jones | N.Y. Jets | 9/23/07 | 25 | 110 | 0 | 12 |
| Jim Nance | Boston | 11/30/69 | 17 | 109 | 0 | 23 |
| Stump Mitchell | St. Louis | 9/30/84 | 20 | 109 | 2 | 19 |
| * Terry Allen | Baltimore | 1/13/02 | 25 | 109 | 1 | 13 |
| Joe Cribbs | Buffalo | 12/27/82 | 19 | 108 | 1 | 62t |
| Curtis Martin | N.Y. Jets | 10/4/98 | 36 | 108 | 1 | 15 |
| Larry Johnson | Kansas City | 12/21/08 | 12 | 108 | 1 | 33 |
| Freeman McNeil | N.Y. Jets | 11/10/85 | 26 | 107 | 0 | 13 |
| Eric Dickerson | Indianapolis | 12/17/89 | 21 | 107 | 2 | 17 |
| * Edgerrin James | Indianapolis | 12/30/00 | 21 | 107 | 0 | 34 |
| Marshawn Lynch | Buffalo | 12/9/07 | 23 | 107 | 0 | 11 |
| Lydell Mitchell | Baltimore | 11/23/75 | 26 | 106 | 1 | 32t |
| Sam Cunningham | New England | 9/19/76 | 21 | 106 | 0 | 15 |
| Eddie George | Tennessee | 9/7/97 | 23 | 106 | 1 | 13t |
| Raymont Harris | Chicago | 10/27/97 | 25 | 106 | 1 | 9 |
| Franco Harris | Pittsburgh | 12/3/73 | 15 | 105 | 1 | 21t |
| Marcus Allen | L.A. Raiders | 9/19/83 | 22 | 105 | 0 | 15 |
| * Craig James | New England | 1/12/86 | 22 | 105 | 0 | 21 |
| Willis McGahee | Baltimore | 10/19/08 | 19 | 105 | 1 | 17 |
| Lydell Mitchell | Baltimore | 12/9/73 | 35 | 104 | 0 | 9 |
| John Stephens | New England | 11/6/88 | 25 | 104 | 1 | 13t |
| Rod Bernstine | San Diego | 12/15/91 | 13 | 104 | 3 | 63t |
| Willis McGahee | Baltimore | 12/16/07 | 29 | 104 | 0 | 19 |
| Chris Johnson | Tennessee | 12/20/09 | 24 | 104 | 0 | 14 |
| Sammy Winder | Denver | 9/29/85 | 20 | 103 | 2 | 19 |
| Brad Baxter | N.Y. Jets | 11/1/92 | 20 | 103 | 0 | 28 |
| Jamal Anderson | Atlanta | 12/27/98 | 18 | 103 | 1 | 36t |
| Emmitt Smith | Dallas | 11/25/99 | 31 | 103 | 0 | 28 |
| Garrison Hearst | San Francisco | 12/16/01 | 26 | 103 | 0 | 23 |
| Ben Tate | Houston | 9/18/11 | 23 | 103 | 0 | 16 |
| Thomas Jones | N.Y. Jets | 11/1/09 | 27 | 102 | 0 | 11 |
| Eric Dickerson | L.A. Rams | 10/30/83 | 14 | 101 | 1 | 40 |
| Duce Staley | Pittsburgh | 9/26/04 | 22 | 101 | 0 | 38 |
| Thomas Jones | N.Y. Jets | 9/7/08 | 22 | 101 | 1 | 14 |
| * Wendell Hayes | Kansas City | 12/25/71 | 22 | 100 | 0 | 22 |

| PLAYER | TEAM | DATE | NO. | YDS. | TD | LG |
|-----------------|-------------|----------|-----|------|----|----|
| Mark van Eeghen | New England | 12/12/82 | 22 | 100 | 0 | 11 |
| Chris Brown | Tennessee | 9/11/04 | 16 | 100 | 0 | 52 |

* Playoff game ** Super Bowl

THE LAST TIME

(regular season)

KICKOFF RETURNED FOR A TOUCHDOWN

By Dolphins – Ted Ginn, Jr. at New York Jets (101 yards), 11/1/09

By Opponents – Jacoby Ford at Oakland (101 yards), 11/28/10

PUNT RETURNED FOR A TOUCHDOWN

By Dolphins – Ted Ginn, Jr. at Philadelphia (87 yards), 11/18/07

By Opponents – Julian Edelman at New England (94 yards), 1/2/11

INTERCEPTED PASS RETURNED FOR A TOUCHDOWN

By Dolphins – Kevin Burnett vs Oakland Raiders (34 yards), 12/4/11

By Opponents – Darrelle Revis at N.Y. Jets (100 yds), 10/17/11

FUMBLE RETURNED FOR A TOUCHDOWN

By Dolphins – Koa Misi at Minnesota (0 yards) 9/19/10

By Opponents – Chinedum Ndukwe of Cincinnati (54 yards), 12/30/07

OPPONENTS FUMBLE RETURNED FOR A TOUCHDOWN

By Dolphins – Koa Misi at Minnesota (0 yards), 9/19/10

By Opponents – Chinedum Ndukwe of Cincinnati (54 yards), 12/30/07

BLOCKED FIELD GOAL RETURNED FOR A TOUCHDOWN

By Dolphins – Curtis Johnson vs. Green Bay (47 yards), 12/19/71

By Opponents – Kyle Arrington of New England (35 yards), 10/4/10

BLOCKED PUNT RETURNED FOR A TOUCHDOWN

By Dolphins – Lex Hilliard vs. Buffalo (in endzone), 11/20/11

By Opponents – Chris Burkett at N.Y. Jets (11 yards), 9/29/91

SAFETY SCORED

By Dolphins – TEAM at Buffalo (Garrison Sanborn intentionally snaps ball out of endzone), 9/12/10

By Opponents – Phillip Hunt (sacked JP Losman in endzone), 12/11/11

SHUTOUT

By Dolphins – at Miami 21, New England 0, 12/10/06

By Opponents – Chicago 16, at Miami 0, 11/18/10

200 YARDS RUSHING

By Dolphins – Reggie Bush at Buffalo (203 yards), 12/18/11

By Opponents – Rueben Mayes at New Orleans (203 yards), 12/7/86

100 YARDS RUSHING

By Dolphins – Reggie Bush at New England (113 yards), 12/24/11

By Opponents – Ben Tate of Houston (103 yards), 9/18/11

100 YARDS RUSHING IN A HALF

By Dolphins – Reggie Bush at Buffalo Bills (122 yards in second half), 12/18/11 second half

By Opponents – Laurence Maroney at New England (111 yards in first half) 12/23/07

TWO 100 YARD RUSHERS

By Dolphins – Mercury Morris (125 yards) and Don Nottingham (102 yards) at Green Bay, 10/5/75

By Opponents – Fred Jackson (115 yards) and Marshawn Lynch (107 yards) at Buffalo, 12/9/07

100 YARDS RUSHING AND RECEIVING

By Dolphins – None

By Opponents – Thurman Thomas at Buffalo (165 rushing yards and 103 receiving yards), 9/1/91

500 YARDS PASSING

By Dolphins – Dan Marino vs. New York Jets (521 yards), 10/23/88

By Opponents – Tom Brady of New England (517 yards), 9/12/11

400 YARDS PASSING

By Dolphins – Chad Henne vs. New England (416 yards), 9/12/11

By Opponents – Tom Brady of New England (517 yards), 9/12/11

300 YARDS PASSING

By Dolphins – Chad Henne vs. New England (416 yards), 9/12/11

By Opponents – Tom Brady of New England (304 yards), 12/24/11

200 YARDS RECEIVING

By Dolphins – Chris Chambers vs. Buffalo (238 yards), 12/4/05

By Opponents – Isaac Bruce at St. Louis (210 yards), 12/24/95

100 YARDS RECEIVING

By Dolphins – Brandon Marshall at New England, (143 yards), 12/24/11

By Opponents – Wes Welker of New England (138 yards), 12/24/11

100 YARDS RECEIVING IN A HALF

By Dolphins – Brandon Marshall at New England (102 in first half), 12/24/11

By Opponents – Vincent Jackson of San Diego (108 in first half), 10/2/11

TWO 100 YARD RECEIVERS

By Dolphins – Oronde Gadsden (116 yards) and Chris Chambers (101 yards) at Buffalo, 11/25/01

By Opponents – Wes Welker (160 yards) and Aaron Hernandez (103 yards) of New England 9/12/11

SIX TOUCHDOWN PASSES

By Dolphins – Dan Marino at N.Y. Jets, 9/21/86

By Opponents – Tom Brady of New England, 10/21/07

FIVE TOUCHDOWN PASSES

By Dolphins – Dan Marino vs. New England, 9/4/94

By Opponents – Tom Brady (6) of New England, 10/21/07

FOUR TOUCHDOWN PASSES

By Dolphins – Dan Marino vs. Denver, 12/21/98

By Opponents – Tom Brady of New England, 9/12/11

THREE TOUCHDOWN PASSES

By Dolphins – Matt Moore at New England, 12/24/11

By Opponents – Tom Brady (4) of New England, 9/12/11

FOUR TOUCHDOWN RECEPTIONS

By Dolphins – Mark Ingram at N.Y. Jets, 11/27/94

By Opponents – Irving Fryar at Philadelphia, 10/20/96

THREE TOUCHDOWN RECEPTIONS

By Dolphins – Chris Chambers at Dallas, 11/27/03

By Opponents – Randy Moss of New England, 11/23/08

TWO TOUCHDOWN RECEPTIONS

By Dolphins – Anthony Fasano at Kansas City, 11/6/11

By Opponents – Wes Welker vs. New England, 9/12/11

FOUR TOUCHDOWNS RUSHING

By Dolphins – Ronnie Brown at New England, 9/21/08

By Opponents – Earl Campbell at Houston, 11/20/78

THREE TOUCHDOWNS RUSHING

By Dolphins – Ricky Williams vs. New Orleans, 10/25/09

By Opponents – Daunte Culpepper of Oakland, 9/30/07

TWO TOUCHDOWNS RUSHING

By Dolphins – Reggie Bush vs Washington, 11/13/11

By Opponents – Tom Brady of New England, 12/24/11

FIVE FIELD GOALS

By Dolphins – Dan Carpenter at Cincinnati, 10/31/10

By Opponents – Kris Brown of Houston, 10/7/07

FOUR FIELD GOALS

By Dolphins – Dan Carpenter vs. N.Y. Jets, 1/1/12

By Opponents – Nick Novak at San Diego, 10/2/11

THREE FIELD GOALS

By Dolphins – Dan Carpenter (4 FGs) vs. N.Y. Jets, 1/1/12

By Opponents – Graham Gano of Washington, 11/13/11

FOUR INTERCEPTIONS

By Dolphins – Dick Anderson vs. Pittsburgh, 12/3/73

By Opponents – None

THREE INTERCEPTIONS

By Dolphins – Sam Madison vs. Tennessee, 11/7/99

By Opponents – Nate Clements of Buffalo, 10/20/02

TWO INTERCEPTIONS

By Dolphins – Randy Starks vs N.Y. Jets, 1/1/12

By Opponents – Darrelle Revis at N.Y. Jets, 10/17/11

THREE SACKS

By Dolphins – Cameron Wake at Green Bay, 10/17/10

By Opponents – Jason Babin and Trent Cole of Philadelphia, 12/11/11

TWO SACKS

By Dolphins – Cameron Wake vs. Denver, 10/23/11

By Opponents – Jerod Mayo of New England, 11/24/11

BLOCKED FIELD GOAL**By Dolphins** – Jeremiah Bell vs. N.Y. Jets (Nick Folk, 61 yards), 9/26/10**By Opponents** – J.J. Watt vs. Houston (Dan Carpenter, 22 yards), 9/18/11**BLOCKED PUNT****By Dolphins** – Jimmy Wilson vs. Philadelphia (Chas Henry), 12/11/11**By Opponents** – Patrick Chung of New England (Brandon Fields), 10/4/10**MISSED POINT AFTER TOUCHDOWN ATTEMPT****By Dolphins** – Dan Carpenter vs. Tampa Bay, 11/15/09**By Opponents** – John Carney of New Orleans, 10/25/09**TWO POINT CONVERSION****By Dolphins** – Direct Snap to Pat White, end around Ricky Williams, three yards vs. Tennessee, 12/20/09**By Opponents** – Tim Tebow of Denver, 10/23/11**SUCCESSFUL ONSIDE KICK****By Dolphins** – Chris Chambers recovered Olindo Mare kick vs. Jacksonville, 12/3/06**By Opponents** – George Wilson of Buffalo recovered Dave Rayner kick at Buffalo, 12/18/11

YEAR-BY-YEAR LEADERS

RUSHING

| YEAR | PLAYER | G | NO. | YDS. | AVG. | LG | TD |
|------|----------------------|----|-----|------|------|-----|----|
| 1966 | Joe Auer | 14 | 121 | 416 | 3.4 | 41 | 4 |
| 1967 | Abner Haynes | 10 | 56 | 274 | 4.9 | 65t | 2 |
| 1968 | + Jim Kiick | 14 | 165 | 621 | 3.8 | 25 | 4 |
| 1969 | Jim Kiick | 14 | 180 | 575 | 3.2 | 27 | 9 |
| 1970 | Larry Csonka | 14 | 193 | 874 | 4.5 | 53 | 6 |
| 1971 | Larry Csonka | 14 | 195 | 1051 | 5.4 | 28 | 7 |
| 1972 | Larry Csonka | 14 | 213 | 1117 | 5.2 | 45 | 6 |
| 1973 | Larry Csonka | 14 | 219 | 1003 | 4.6 | 25 | 5 |
| 1974 | Larry Csonka | 12 | 197 | 749 | 3.8 | 24 | 9 |
| 1975 | Mercury Morris | 14 | 219 | 875 | 4.0 | 49 | 4 |
| 1976 | Benny Malone | 14 | 186 | 797 | 4.3 | 31 | 4 |
| 1977 | Benny Malone | 14 | 129 | 615 | 4.8 | 66t | 5 |
| 1978 | Delvin Williams | 16 | 272 | 1258 | 4.6 | 58t | 8 |
| 1979 | Larry Csonka | 16 | 220 | 837 | 3.8 | 22 | 12 |
| 1980 | Delvin Williams | 15 | 187 | 671 | 3.6 | 65 | 2 |
| 1981 | Tony Nathan | 13 | 147 | 782 | 5.3 | 46 | 5 |
| 1982 | Andra Franklin | 9 | 177 | 701 | 4.0 | 25t | 7 |
| 1983 | Andra Franklin | 15 | 224 | 746 | 3.3 | 18 | 8 |
| 1984 | Woody Bennett | 16 | 144 | 606 | 4.2 | 23 | 7 |
| 1985 | Tony Nathan | 16 | 143 | 667 | 4.7 | 22 | 5 |
| 1986 | Lorenzo Hampton | 16 | 189 | 830 | 4.5 | 54t | 9 |
| 1987 | + Troy Stradford | 12 | 145 | 619 | 4.3 | 51 | 6 |
| 1988 | Lorenzo Hampton | 16 | 117 | 414 | 3.5 | 33 | 9 |
| 1989 | + Sammie Smith | 13 | 200 | 659 | 3.3 | 25 | 6 |
| 1990 | Sammie Smith | 16 | 226 | 831 | 3.7 | 33 | 8 |
| 1991 | Mark Higgs | 14 | 231 | 905 | 3.9 | 24 | 4 |
| 1992 | Mark Higgs | 16 | 256 | 915 | 3.6 | 23 | 7 |
| 1993 | Mark Higgs | 16 | 186 | 693 | 3.7 | 31 | 3 |
| 1994 | Bernie Parmalee | 15 | 216 | 868 | 4.0 | 47t | 6 |
| 1995 | Bernie Parmalee | 16 | 236 | 878 | 3.7 | 40 | 9 |
| 1996 | + Karim Abdul-Jabbar | 16 | 307 | 1116 | 3.6 | 29 | 11 |
| 1997 | Karim Abdul-Jabbar | 16 | 283 | 892 | 3.2 | 22 | 15 |
| 1998 | Karim Abdul-Jabbar | 15 | 270 | 960 | 3.6 | 45 | 6 |
| 1999 | + J.J. Johnson | 13 | 164 | 558 | 3.4 | 34 | 4 |
| 2000 | Lamar Smith | 15 | 309 | 1139 | 3.7 | 68t | 14 |
| 2001 | Lamar Smith | 16 | 313 | 968 | 3.1 | 25 | 6 |
| 2002 | # Ricky Williams | 16 | 383 | 1853 | 4.8 | 63t | 16 |
| 2003 | Ricky Williams | 16 | 392 | 1372 | 3.5 | 45 | 9 |
| 2004 | Sammy Morris | 13 | 132 | 523 | 4.0 | 35t | 6 |
| 2005 | + Ronnie Brown | 15 | 207 | 907 | 4.4 | 65t | 4 |
| 2006 | Ronnie Brown | 13 | 241 | 1008 | 4.2 | 47 | 5 |
| 2007 | Ronnie Brown | 7 | 119 | 602 | 5.1 | 60 | 4 |
| 2008 | Ronnie Brown | 16 | 214 | 916 | 4.3 | 62t | 10 |
| 2009 | Ricky Williams | 16 | 241 | 1121 | 4.7 | 68t | 11 |

| YEAR | PLAYER | G | NO. | YDS. | AVG. | LG | TD |
|------|--------------|----|-----|------|------|-----|----|
| 2010 | Ronnie Brown | 16 | 200 | 734 | 3.7 | 51 | 5 |
| 2011 | Reggie Bush | 15 | 216 | 1086 | 5.0 | 76t | 7 |

RECEIVING

| YEAR | PLAYER | G | NO. | YDS. | AVG. | LG | TD |
|------|-----------------------|----|-----|------|------|-----|----|
| 1966 | Dave Kocourek | 14 | 27 | 320 | 11.9 | 43 | 2 |
| 1967 | + Jack Clancy | 14 | 67 | 868 | 13.0 | 44 | 2 |
| 1968 | Karl Noonan | 14 | 58 | 760 | 13.1 | 50 | 11 |
| 1969 | Larry Seiple | 13 | 41 | 577 | 14.1 | 41t | 5 |
| 1970 | Jim Kiick (RB) | 14 | 42 | 497 | 11.8 | 47 | 0 |
| 1971 | Paul Warfield | 14 | 43 | 996 | 23.2 | 86t | 11 |
| 1972 | Paul Warfield | 12 | 29 | 606 | 20.9 | 47 | 3 |
| 1973 | Marlin Briscoe | 14 | 30 | 447 | 14.9 | 53 | 2 |
| 1974 | Nat Moore | 13 | 37 | 605 | 16.4 | 48 | 2 |
| 1975 | Nat Moore | 14 | 40 | 705 | 17.6 | 79t | 4 |
| 1976 | Nat Moore | 9 | 33 | 625 | 18.9 | 67t | 4 |
| 1977 | Nat Moore | 14 | 52 | 765 | 14.7 | 73t | 12 |
| 1978 | Nat Moore | 16 | 48 | 645 | 13.5 | 47 | 10 |
| 1979 | Nat Moore | 16 | 48 | 840 | 17.5 | 53 | 6 |
| 1980 | Tony Nathan (RB) | 16 | 57 | 588 | 10.3 | 61 | 5 |
| 1981 | Duriel Harris | 15 | 53 | 911 | 17.2 | 55 | 2 |
| 1982 | Tom Vigorito (RB) | 9 | 24 | 186 | 7.8 | 26 | 0 |
| 1983 | Tony Nathan (RB) | 16 | 52 | 461 | 8.9 | 25 | 1 |
| 1984 | Mark Clayton | 15 | 73 | 1389 | 19.0 | 65t | 18 |
| 1985 | Tony Nathan (RB) | 16 | 72 | 651 | 9.0 | 73 | 1 |
| 1986 | Mark Duper | 16 | 67 | 1313 | 19.6 | 85t | 11 |
| 1987 | + Troy Stradford (RB) | 12 | 48 | 457 | 9.5 | 34 | 1 |
| 1988 | Mark Clayton | 16 | 86 | 1129 | 13.1 | 45t | 14 |
| 1989 | Mark Clayton | 15 | 64 | 1011 | 15.8 | 78t | 9 |
| 1990 | Mark Duper | 16 | 52 | 810 | 15.6 | 69t | 5 |
| 1991 | Mark Duper | 16 | 70 | 1085 | 15.5 | 43t | 5 |
| | Mark Clayton | 16 | 70 | 1053 | 15.0 | 43t | 12 |
| 1992 | Bobby Humphrey (RB) | 16 | 54 | 507 | 9.4 | 26 | 1 |
| 1993 | + Terry Kirby (RB) | 16 | 75 | 874 | 11.7 | 47 | 3 |
| 1994 | Irving Fryar | 16 | 73 | 1270 | 17.4 | 54t | 7 |
| 1995 | Terry Kirby (RB) | 16 | 66 | 618 | 9.4 | 46 | 3 |
| 1996 | O.J. McDuffie | 16 | 74 | 918 | 12.4 | 36 | 8 |
| 1997 | O.J. McDuffie | 16 | 76 | 943 | 12.4 | 55 | 1 |
| 1998 | # O.J. McDuffie | 16 | 90 | 1050 | 11.7 | 61t | 7 |
| 1999 | Tony Martin | 16 | 67 | 1037 | 15.5 | 69t | 5 |
| 2000 | Oronde Gadsden | 16 | 56 | 786 | 14.0 | 61 | 6 |
| 2001 | James McKnight | 16 | 55 | 684 | 12.4 | 40 | 3 |
| | Oronde Gadsden | 14 | 55 | 674 | 12.3 | 61 | 3 |
| 2002 | Chris Chambers | 15 | 52 | 734 | 14.1 | 59t | 3 |
| 2003 | Chris Chambers | 16 | 64 | 963 | 15.0 | 57t | 11 |
| 2004 | Randy McMichael (TE) | 16 | 73 | 791 | 10.8 | 42t | 4 |
| 2005 | Chris Chambers | 16 | 82 | 1118 | 13.6 | 77t | 11 |
| 2006 | Wes Welker | 16 | 67 | 687 | 10.3 | 38 | 1 |
| 2007 | Marty Booker | 15 | 50 | 556 | 11.1 | 26 | 1 |
| 2008 | Ted Ginn, Jr. | 16 | 56 | 790 | 14.1 | 64 | 2 |
| 2009 | Davone Bess | 16 | 76 | 758 | 10.0 | 34t | 2 |
| 2010 | Brandon Marshall | 14 | 86 | 1014 | 11.8 | 46 | 3 |
| 2011 | Brandon Marshall | 16 | 81 | 1214 | 15.0 | 46 | 6 |

PASSING (minimum 150 attempts)

| YEAR | PLAYER | G | ATT. | CMP. | YDS. | PCT. | TD | INT. | RATE |
|------|--------------|----|------|------|------|------|----|------|------|
| 1976 | Bob Griese | 13 | 272 | 162 | 2097 | 59.6 | 11 | 12 | 78.9 |
| 1966 | Dick Wood | 10 | 230 | 83 | 993 | 36.1 | 4 | 14 | 30.6 |
| 1967 | + Bob Griese | 12 | 331 | 166 | 2005 | 50.2 | 15 | 18 | 61.6 |
| 1968 | Bob Griese | 13 | 355 | 186 | 2473 | 52.4 | 21 | 16 | 75.7 |
| 1969 | Bob Griese | 9 | 252 | 121 | 1695 | 48.0 | 10 | 16 | 56.9 |
| 1970 | Bob Griese | 14 | 245 | 142 | 2019 | 58.0 | 12 | 17 | 72.1 |
| 1971 | Bob Griese | 14 | 263 | 145 | 2089 | 55.1 | 19 | 9 | 90.9 |
| 1972 | Earl Morrall | 14 | 150 | 83 | 1360 | 55.3 | 11 | 7 | 91.0 |
| 1973 | Bob Griese | 13 | 218 | 116 | 1422 | 53.2 | 17 | 8 | 84.3 |
| 1974 | Bob Griese | 13 | 253 | 152 | 1968 | 60.1 | 16 | 15 | 80.9 |
| 1975 | Bob Griese | 10 | 191 | 118 | 1693 | 61.8 | 14 | 13 | 86.6 |

| YEAR | PLAYER | G | ATT. | CMP. | YDS. | PCT. | TD | INT. | RATE |
|------|-----------------|----|------|------|------|------|----|------|-------|
| 1976 | Bob Griese | 13 | 272 | 162 | 2097 | 59.6 | 11 | 12 | 78.9 |
| 1977 | Bob Griese | 14 | 307 | 180 | 2252 | 58.6 | 22 | 13 | 87.7 |
| 1978 | Bob Griese | 11 | 235 | 148 | 1791 | 63.0 | 11 | 11 | 82.4 |
| 1979 | Bob Griese | 14 | 310 | 176 | 2160 | 56.8 | 14 | 16 | 72.0 |
| 1980 | + David Woodley | 13 | 327 | 176 | 1850 | 53.8 | 14 | 17 | 63.1 |
| 1981 | David Woodley | 15 | 366 | 191 | 2470 | 52.2 | 12 | 13 | 69.8 |
| 1982 | David Woodley | 9 | 179 | 98 | 1080 | 54.7 | 5 | 8 | 63.5 |
| 1983 | + Dan Marino | 11 | 296 | 173 | 2210 | 58.4 | 20 | 6 | 96.0 |
| 1984 | # Dan Marino | 16 | 564 | 362 | 5084 | 64.2 | 48 | 17 | 108.9 |
| 1985 | # Dan Marino | 16 | 567 | 336 | 4137 | 59.3 | 30 | 21 | 84.1 |
| 1986 | # Dan Marino | 16 | 623 | 378 | 4746 | 60.7 | 44 | 23 | 92.5 |
| 1987 | Dan Marino | 12 | 444 | 263 | 3245 | 59.2 | 26 | 13 | 89.2 |
| 1988 | # Dan Marino | 16 | 606 | 354 | 4434 | 58.4 | 28 | 23 | 80.8 |
| 1989 | Dan Marino | 16 | 550 | 308 | 3997 | 56.0 | 24 | 22 | 76.9 |
| 1990 | Dan Marino | 16 | 531 | 306 | 3563 | 57.6 | 21 | 11 | 82.6 |
| 1991 | Dan Marino | 16 | 549 | 318 | 3970 | 57.9 | 25 | 13 | 85.8 |
| 1992 | # Dan Marino | 16 | 554 | 330 | 4116 | 59.6 | 24 | 16 | 85.1 |
| 1993 | Scott Mitchell | 13 | 233 | 133 | 1773 | 57.1 | 12 | 8 | 84.2 |
| 1994 | Dan Marino | 16 | 615 | 385 | 4453 | 62.6 | 30 | 17 | 89.2 |
| 1995 | Dan Marino | 14 | 482 | 309 | 3668 | 64.1 | 24 | 15 | 90.8 |
| 1996 | Dan Marino | 13 | 373 | 221 | 2795 | 59.2 | 17 | 9 | 87.8 |
| 1997 | Dan Marino | 16 | 548 | 319 | 3780 | 58.2 | 16 | 11 | 80.7 |
| 1998 | Dan Marino | 16 | 537 | 310 | 3497 | 57.7 | 23 | 15 | 80.0 |
| 1999 | Dan Marino | 11 | 369 | 204 | 2448 | 55.3 | 12 | 17 | 67.4 |
| 2000 | Jay Fiedler | 15 | 357 | 204 | 2402 | 57.1 | 14 | 14 | 74.5 |
| 2001 | Jay Fiedler | 16 | 450 | 273 | 3290 | 60.7 | 20 | 19 | 80.3 |
| 2002 | Jay Fiedler | 11 | 292 | 179 | 2024 | 61.3 | 14 | 9 | 85.2 |
| 2003 | Jay Fiedler | 12 | 314 | 179 | 2138 | 57.0 | 11 | 13 | 72.4 |
| 2004 | A.J. Feeley | 11 | 356 | 191 | 1893 | 53.7 | 11 | 15 | 61.7 |
| 2005 | Gus Frerotte | 16 | 494 | 257 | 2996 | 52.0 | 18 | 13 | 71.9 |
| 2006 | Joey Harrington | 11 | 388 | 223 | 2236 | 57.5 | 12 | 15 | 68.2 |
| 2007 | Cleo Lemon | 9 | 309 | 173 | 1773 | 56.0 | 6 | 6 | 71.0 |
| 2008 | Chad Pennington | 16 | 476 | 321 | 3653 | 67.4 | 19 | 7 | 97.4 |
| 2009 | Chad Henne | 14 | 451 | 274 | 2878 | 60.8 | 12 | 14 | 75.2 |
| 2010 | Chad Henne | 15 | 490 | 301 | 3301 | 61.4 | 15 | 19 | 75.4 |
| 2011 | Matt Moore | 13 | 347 | 210 | 2497 | 60.5 | 16 | 9 | 87.1 |

PUNT RETURNS

| YEAR | PLAYER | NO. | YDS. | AVG. | LG | TD |
|------|-------------------|-----|------|------|-----|----|
| 1966 | Joe Auer | 5 | 99 | 19.8 | 56 | 0 |
| 1967 | Abner Haynes | 6 | 37 | 6.2 | 20 | 0 |
| 1968 | Bob Neff | 8 | 71 | 8.9 | 20 | 0 |
| 1969 | + Mercury Morris | 25 | 172 | 6.9 | 38 | 0 |
| 1970 | + Jake Scott | 27 | 290 | 10.7 | 77t | 1 |
| 1971 | Jake Scott | 33 | 318 | 9.6 | 31 | 0 |
| 1972 | Charlie Leigh | 22 | 210 | 9.5 | 27 | 0 |
| 1973 | Jake Scott | 22 | 266 | 12.1 | 33 | 0 |
| 1974 | Jake Scott | 31 | 346 | 11.2 | 30 | 0 |
| 1975 | + Freddie Solomon | 26 | 320 | 12.3 | 50t | 1 |
| 1976 | Freddie Solomon | 13 | 205 | 15.8 | 79t | 1 |
| 1977 | Freddie Solomon | 32 | 285 | 8.9 | 39 | 0 |
| 1978 | + Jimmy Cefalo | 28 | 232 | 8.3 | 26 | 0 |
| 1979 | + Tony Nathan | 28 | 306 | 10.9 | 86t | 1 |
| 1980 | Tony Nathan | 23 | 178 | 7.7 | 30 | 0 |
| 1981 | Tom Vigorito | 36 | 379 | 10.5 | 87t | 1 |
| 1982 | Tom Vigorito | 20 | 192 | 9.6 | 59t | 1 |
| 1983 | + Mark Clayton | 41 | 392 | 9.6 | 60t | 1 |
| 1984 | Fulton Walker | 21 | 169 | 8.0 | 33 | 0 |
| 1985 | Tom Vigorito | 22 | 197 | 9.0 | 21 | 0 |
| 1986 | Craig Ellis | 24 | 149 | 6.2 | 17 | 0 |
| 1987 | + Scott Schwedes | 24 | 203 | 8.5 | 31 | 0 |
| 1988 | Scott Schwedes | 24 | 230 | 9.6 | 36 | 0 |
| 1989 | Scott Schwedes | 18 | 210 | 11.7 | 70t | 1 |
| 1990 | Tony Martin | 26 | 140 | 5.4 | 35 | 0 |
| 1991 | + Scott Miller | 28 | 248 | 8.9 | 32 | 0 |
| 1992 | Scott Miller | 24 | 175 | 7.3 | 19 | 0 |
| 1993 | + O.J. McDuffie | 28 | 317 | 11.3 | 72t | 2 |

| YEAR | PLAYER | NO. | YDS. | AVG. | LG | TD |
|------|-----------------|-----|------|------|-----|----|
| 1994 | O.J. McDuffie | 32 | 228 | 7.1 | 26 | 0 |
| 1995 | O.J. McDuffie | 24 | 163 | 6.8 | 24 | 0 |
| 1996 | O.J. McDuffie | 22 | 212 | 9.6 | 19 | 0 |
| 1997 | Charles Jordan | 26 | 273 | 10.5 | 38 | 0 |
| 1998 | Terrell Buckley | 29 | 354 | 12.2 | 35 | 0 |
| 1999 | Nate Jacquet | 28 | 351 | 12.5 | 45 | 0 |
| 2000 | Jeff Ogden | 19 | 323 | 17.0 | 81t | 1 |
| 2001 | Jeff Ogden | 32 | 377 | 11.8 | 48 | 0 |
| 2002 | Dedric Ward | 16 | 169 | 10.6 | 34 | 0 |
| 2003 | Sam Simmons | 8 | 100 | 12.5 | 32 | 0 |
| 2004 | Wes Welker | 43 | 464 | 10.8 | 71 | 0 |
| 2005 | Wes Welker | 43 | 390 | 9.1 | 47 | 0 |
| 2006 | Wes Welker | 41 | 378 | 9.2 | 47 | 0 |
| 2007 | + Ted Ginn, Jr. | 24 | 230 | 9.6 | 87t | 1 |
| 2008 | + Davone Bess | 21 | 231 | 11.0 | 27 | 0 |
| 2009 | Davone Bess | 28 | 209 | 7.5 | 22 | 0 |
| 2010 | Davone Bess | 25 | 284 | 11.4 | 47 | 0 |
| 2011 | Davone Bess | 37 | 442 | 11.9 | 25 | 0 |

KICKOFF RETURNS

| YEAR | PLAYER | NO. | YDS. | AVG. | LG | TD |
|------|-------------------|-----|------|------|------|----|
| 1966 | Joe Auer | 28 | 698 | 24.9 | 95t | 1 |
| 1967 | Bob Neff | 15 | 351 | 23.4 | 69 | 0 |
| 1968 | Gene Milton | 18 | 408 | 22.7 | 74 | 0 |
| 1969 | + Mercury Morris | 43 | 1136 | 26.4 | 105t | 1 |
| 1970 | Mercury Morris | 28 | 812 | 29.0 | 96t | 1 |
| 1971 | Mercury Morris | 15 | 423 | 28.2 | 94t | 1 |
| 1972 | Mercury Morris | 14 | 334 | 23.9 | 33 | 0 |
| 1973 | Charlie Leigh | 9 | 251 | 27.9 | 51 | 0 |
| 1974 | + Nat Moore | 22 | 587 | 26.7 | 40 | 0 |
| 1975 | + Freddie Solomon | 17 | 348 | 20.5 | 31 | 0 |
| 1976 | #+ Duriel Harris | 17 | 559 | 32.9 | 69 | 0 |
| 1977 | Gary Davis | 14 | 414 | 29.6 | 73 | 0 |
| 1978 | Duriel Harris | 29 | 657 | 22.7 | 53 | 0 |
| 1979 | + Tony Nathan | 45 | 1016 | 22.6 | 43 | 0 |
| 1980 | Don Bessillieu | 40 | 890 | 22.3 | 87 | 0 |
| 1981 | + Fulton Walker | 38 | 932 | 24.5 | 90t | 1 |
| 1982 | Fulton Walker | 20 | 433 | 21.7 | 32 | 0 |
| 1983 | # Fulton Walker | 36 | 962 | 26.7 | 78 | 0 |
| 1984 | Fulton Walker | 29 | 617 | 21.3 | 41 | 0 |
| 1985 | + Lorenzo Hampton | 45 | 1020 | 22.7 | 46 | 0 |
| 1986 | Craig Ellis | 25 | 541 | 21.6 | 41 | 0 |
| 1987 | Lorenzo Hampton | 16 | 304 | 19.0 | 32 | 0 |
| 1988 | Joe Cribbs | 41 | 863 | 21.0 | 44 | 0 |
| 1989 | Marc Logan | 24 | 613 | 25.5 | 97t | 1 |
| 1990 | Marc Logan | 20 | 367 | 18.4 | 35 | 0 |
| 1991 | + Aaron Craver | 32 | 615 | 19.2 | 49 | 0 |
| 1992 | Mike Williams | 19 | 328 | 17.3 | 28 | 0 |
| 1993 | + O.J. McDuffie | 32 | 755 | 23.6 | 48 | 0 |
| 1994 | O.J. McDuffie | 36 | 767 | 21.3 | 46 | 0 |
| 1995 | O.J. McDuffie | 23 | 564 | 24.5 | 47 | 0 |
| 1996 | Irving Spikes | 28 | 681 | 24.3 | 59 | 0 |
| 1997 | Irving Spikes | 24 | 565 | 23.5 | 48 | 0 |
| 1998 | + John Avery | 43 | 1085 | 25.2 | 55 | 0 |
| 1999 | Brock Marion | 62 | 1524 | 24.6 | 93 | 0 |
| 2000 | Autry Denson | 20 | 495 | 24.8 | 56 | 0 |
| 2001 | + Chris Chambers | 36 | 811 | 22.5 | 47 | 0 |
| 2002 | Travis Minor | 46 | 1071 | 23.3 | 66 | 0 |
| 2003 | Travis Minor | 34 | 727 | 21.4 | 49 | 0 |
| 2004 | Wes Welker | 57 | 1313 | 23.0 | 95t | 1 |
| 2005 | Wes Welker | 61 | 1379 | 22.6 | 46 | 0 |
| 2006 | Wes Welker | 48 | 1064 | 22.2 | 46 | 0 |
| 2007 | + Ted Ginn, Jr. | 63 | 1433 | 22.7 | 52 | 0 |
| 2008 | Ted Ginn, Jr. | 32 | 657 | 20.5 | 41 | 0 |
| 2009 | Ted Ginn, Jr. | 52 | 1296 | 24.9 | 101t | 2 |
| 2010 | + Nolan Carroll | 27 | 655 | 24.3 | 46 | 0 |
| 2011 | + Clyde Gates | 34 | 843 | 24.8 | 77 | 0 |

INTERCEPTIONS

| YEAR | PLAYER | NO. | YDS. | AVG. | LONG | TD |
|------|-------------------|---------------------|------|------|------|----|
| 1966 | Willie West | 8 | 62 | 7.8 | 27 | 0 |
| 1967 | Dick Westmoreland | 10 | 127 | 12.7 | 29 | 1 |
| 1968 | + Dick Anderson | 8 | 230 | 28.8 | 96t | 1 |
| 1969 | + Lloyd Mumphord | 5 | 102 | 20.4 | 51 | 0 |
| 1970 | Dick Anderson | 8 | 191 | 23.9 | 86 | 0 |
| 1971 | Jake Scott | 7 | 34 | 4.9 | 21 | 0 |
| 1972 | Jake Scott | 5 | 73 | 14.6 | 31 | 0 |
| 1973 | Dick Anderson | 8 | 163 | 20.4 | 38t | 2 |
| 1974 | Jake Scott | 8 | 75 | 9.4 | 30 | 0 |
| 1975 | Jake Scott | 6 | 60 | 10.0 | 38 | 0 |
| 1976 | (four players) | (two interceptions) | | | | |
| 1977 | Curtis Johnson | 4 | 35 | 8.8 | 19 | 0 |
| 1978 | Tim Foley | 6 | 12 | 2.0 | 8 | 0 |
| 1979 | Neal Colzie | 5 | 86 | 17.2 | 56 | 0 |
| | Gerald Small | 5 | 74 | 14.8 | 40 | 0 |
| 1980 | Gerald Small | 7 | 46 | 6.6 | 22 | 0 |
| 1981 | Glenn Blackwood | 4 | 124 | 31.0 | 39 | 0 |
| 1982 | Don McNeal | 4 | 42 | 10.5 | 23 | 1 |
| 1983 | William Judson | 6 | 60 | 10.0 | 29 | 0 |
| 1984 | Glenn Blackwood | 6 | 169 | 28.2 | 50 | 0 |
| 1985 | Glenn Blackwood | 6 | 36 | 6.0 | 17 | 0 |
| 1986 | (four players) | (two interceptions) | | | | |
| 1987 | Paul Lankford | 3 | 44 | 14.7 | 44 | 0 |
| | Glenn Blackwood | 3 | 17 | 5.7 | 17 | 0 |
| 1988 | + Jarvis Williams | 4 | 62 | 15.5 | 23 | 0 |
| | William Judson | 4 | 57 | 14.3 | 52 | 0 |
| 1989 | + Louis Oliver | 4 | 32 | 8.0 | 23 | 0 |
| 1990 | Louis Oliver | 5 | 87 | 17.4 | 35 | 0 |
| | Jarvis Williams | 5 | 82 | 16.4 | 42t | 1 |
| 1991 | Louis Oliver | 5 | 80 | 16.0 | 37 | 0 |
| 1992 | Louis Oliver | 5 | 200 | 40.0 | 103t | 1 |
| 1993 | J.B. Brown | 5 | 43 | 8.6 | 29 | 0 |
| 1994 | Troy Vincent | 5 | 113 | 22.6 | 58t | 1 |
| 1995 | Troy Vincent | 5 | 95 | 19.0 | 69t | 1 |
| 1996 | Terrell Buckley | 6 | 164 | 27.3 | 91t | 1 |
| 1997 | Terrell Buckley | 4 | 26 | 6.5 | 12 | 0 |
| 1998 | Terrell Buckley | 8 | 157 | 19.6 | 61 | 1 |
| | Sam Madison | 8 | 114 | 14.3 | 35 | 0 |
| 1999 | Sam Madison | 7 | 164 | 23.4 | 42 | 1 |
| 2000 | Brian Walker | 7 | 80 | 11.4 | 31 | 0 |
| 2001 | Brock Marion | 5 | 227 | 45.4 | 100t | 2 |
| 2002 | Patrick Surtain | 6 | 79 | 13.2 | 40t | 1 |
| 2003 | Patrick Surtain | 7 | 59 | 8.4 | 32 | 0 |
| 2004 | Arturo Freeman | 4 | 59 | 14.8 | 47 | 0 |
| | Sammy Knight | 4 | 32 | 8.0 | 32 | 0 |
| | Patrick Surtain | 4 | 2 | 0.5 | 2 | 0 |
| 2005 | Lance Schulters | 4 | 78 | 19.5 | 37 | 0 |
| 2006 | Jason Taylor | 2 | 71 | 35.5 | 51t | 2 |
| | Renaldo Hill | 2 | 33 | 16.5 | 21 | 0 |
| 2007 | Jason Allen | 3 | 15 | 5.0 | 13 | 0 |
| 2008 | Andre' Goodman | 5 | 53 | 10.6 | 55 | 0 |
| 2009 | + Vontae Davis | 4 | 64 | 16.0 | 26 | 1 |
| 2010 | Jason Allen | 3 | 17 | 5.7 | 17 | 0 |
| 2011 | Vontae Davis | 4 | 60 | 15.0 | 28 | 0 |

SCORING*

| YEAR | PLAYER | TDs | RUN | REC. | PATs | FGs | PTS. |
|------|-----------------|-----|-----|------|-------|-------|------|
| 1966 | Joe Auer | 9 | 5 | 4 | 0-0 | 0-0 | 54 |
| | Gene Mingo | 0 | 0 | 0 | 23-23 | 10-22 | 53 |
| 1967 | Booth Lusteg | 0 | 0 | 0 | 18-18 | 7-12 | 39 |
| | Jack Harper | 4 | 1 | 3 | 0-0 | 0-0 | 24 |
| 1968 | Karl Noonan | 11 | 0 | 11 | 0-0 | 0-0 | 66 |
| | + Jim Keyes | 0 | 0 | 0 | 30-30 | 7-16 | 51 |
| 1969 | Karl Kremser | 0 | 0 | 0 | 26-27 | 13-22 | 65 |
| | Jim Kiick | 10 | 9 | 1 | 0-0 | 0-0 | 60 |
| 1970 | Garoy Yepremian | 0 | 0 | 0 | 31-31 | 22-29 | 97 |

| YEAR | PLAYER | TDs | RUN | REC. | PATs | FGs | PTS. |
|------|----------------------|-----|-----|------|-------|-------|------|
| 1971 | # Garo Yepremian | 0 | 0 | 0 | 33-33 | 28-40 | 117 |
| | Paul Warfield | 11 | 0 | 11 | 0-0 | 0-0 | 66 |
| 1972 | Garo Yepremian | 0 | 0 | 0 | 43-45 | 24-37 | 115 |
| | Mercury Morris | 12 | 12 | 0 | 0-0 | 0-0 | 72 |
| 1973 | Garo Yepremian | 0 | 0 | 0 | 38-38 | 25-37 | 113 |
| | Paul Warfield | 11 | 0 | 11 | 0-0 | 0-0 | 66 |
| 1974 | Garo Yepremian | 0 | 0 | 0 | 43-43 | 8-15 | 67 |
| | Larry Csonka | 9 | 9 | 0 | 0-0 | 0-0 | 54 |
| 1975 | Garo Yepremian | 0 | 0 | 0 | 40-46 | 13-16 | 79 |
| | Don Nottingham | 12 | 12 | 0 | 0-0 | 0-0 | 72 |
| 1976 | Garo Yepremian | 0 | 0 | 0 | 29-31 | 16-23 | 77 |
| 1977 | Nat Moore | 13 | 1 | 12 | 0-0 | 0-0 | 78 |
| | Garo Yepremian | 0 | 0 | 0 | 37-41 | 10-22 | 67 |
| 1978 | Garo Yepremian | 0 | 0 | 0 | 41-45 | 19-23 | 98 |
| | Nat Moore | 10 | 0 | 10 | 0-0 | 0-0 | 60 |
| 1979 | + Uwe von Schamann | 0 | 0 | 0 | 36-40 | 21-29 | 99 |
| | Larry Csonka | 13 | 12 | 1 | 0-0 | 0-0 | 78 |
| 1980 | Uwe von Schamann | 0 | 0 | 0 | 32-32 | 14-23 | 74 |
| | Nat Moore | 7 | 0 | 7 | 0-0 | 0-0 | 42 |
| 1981 | Uwe von Schamann | 0 | 0 | 0 | 37-38 | 24-31 | 109 |
| 1982 | Uwe von Schamann | 0 | 0 | 0 | 21-22 | 15-20 | 66 |
| | Andra Franklin | 7 | 7 | 0 | 0-0 | 0-0 | 42 |
| 1983 | Uwe von Schamann | 0 | 0 | 0 | 45-48 | 18-27 | 99 |
| | Mark Duper | 10 | 0 | 10 | 0-0 | 0-0 | 60 |
| 1984 | Mark Clayton | 18 | 0 | 18 | 0-0 | 0-0 | 108 |
| | Uwe von Schamann | 0 | 0 | 0 | 66-70 | 9-19 | 93 |
| 1985 | + Fuad Reveiz | 0 | 0 | 0 | 50-52 | 22-27 | 116 |
| | + Ron Davenport | 13 | 11 | 2 | 0-0 | 0-0 | 78 |
| 1986 | Fuad Reveiz | 0 | 0 | 0 | 52-55 | 14-22 | 94 |
| | Lorenzo Hampton | 12 | 9 | 3 | 0-0 | 0-0 | 72 |
| 1987 | Fuad Reveiz | 0 | 0 | 0 | 28-30 | 9-11 | 55 |
| | Mark Duper | 8 | 0 | 8 | 0-0 | 0-0 | 48 |
| 1988 | Mark Clayton | 14 | 0 | 14 | 0-0 | 0-0 | 84 |
| | Fuad Reveiz | 0 | 0 | 0 | 31-32 | 8-12 | 55 |
| 1989 | + Pete Stoyanovich | 0 | 0 | 0 | 38-39 | 19-26 | 95 |
| | Mark Clayton | 9 | 0 | 9 | 0-0 | 0-0 | 54 |
| 1990 | Pete Stoyanovich | 0 | 0 | 0 | 37-37 | 21-25 | 100 |
| | Sammie Smith | 9 | 8 | 1 | 0-0 | 0-0 | 54 |
| 1991 | Pete Stoyanovich | 0 | 0 | 0 | 28-29 | 31-37 | 121 |
| | Mark Clayton | 12 | 0 | 12 | 0-0 | 0-0 | 72 |
| 1992 | # Pete Stoyanovich | 0 | 0 | 0 | 34-36 | 30-37 | 124 |
| 1993 | Pete Stoyanovich | 0 | 0 | 0 | 37-37 | 24-32 | 109 |
| 1994 | Pete Stoyanovich | 0 | 0 | 0 | 35-35 | 24-31 | 107 |
| | Irving Fryar | 7 | 0 | 7 | 0-0 | 0-0 | 46 |
| 1995 | Pete Stoyanovich | 0 | 0 | 0 | 37-37 | 27-34 | 118 |
| | Bernie Parmalee | 10 | 9 | 1 | 0-0 | 0-0 | 80 |
| 1996 | Joe Nedney | 0 | 0 | 0 | 35-36 | 18-29 | 89 |
| | + Karim Abdul-Jabbar | 11 | 11 | 0 | 0-0 | 0-0 | 66 |
| 1997 | Olindo Mare | 0 | 0 | 0 | 33-33 | 28-36 | 117 |
| | Karim Abdul-Jabbar | 16 | 15 | 1 | 0-0 | 0-0 | 96 |
| 1998 | Olindo Mare | 0 | 0 | 0 | 33-34 | 22-27 | 99 |
| | Oronde Gadsden | 7 | 0 | 7 | 0-0 | 0-0 | 42 |
| | O.J. McDuffie | 7 | 0 | 7 | 0-0 | 0-0 | 42 |
| 1999 | Olindo Mare | 0 | 0 | 0 | 27-27 | 39-46 | 144 |
| | Oronde Gadsden | 6 | 0 | 6 | 0-0 | 0-0 | 36 |
| 2000 | Olindo Mare | 0 | 0 | 0 | 33-34 | 28-31 | 117 |
| | Lamar Smith | 16 | 14 | 2 | 0-0 | 0-0 | 96 |
| 2001 | Olindo Mare | 0 | 0 | 0 | 39-40 | 19-21 | 96 |
| | Lamar Smith | 8 | 6 | 2 | 0-0 | 0-0 | 48 |
| 2002 | Olindo Mare | 0 | 0 | 0 | 42-43 | 24-31 | 114 |
| | Ricky Williams | 17 | 16 | 1 | 0-0 | 0-0 | 102 |
| 2003 | Olindo Mare | 0 | 0 | 0 | 33-34 | 22-29 | 99 |
| | Chris Chambers | 11 | 0 | 11 | 0-0 | 0-0 | 66 |
| 2004 | Olindo Mare | 0 | 0 | 0 | 18-18 | 12-16 | 54 |
| | Chris Chambers | 7 | 0 | 7 | 0-0 | 0-0 | 44# |
| 2005 | Olindo Mare | 0 | 0 | 0 | 33-33 | 25-30 | 108 |
| | Chris Chambers | 11 | 0 | 11 | 0-0 | 0-0 | 66 |

| | | | | | | | |
|------|-----------------|----|----|---|-------|-------|------|
| 2006 | Olindo Mare | 0 | 0 | 0 | 22-22 | 26-36 | 100 |
| | Marty Booker | 6 | 0 | 6 | 0-0 | 0-0 | 44## |
| 2007 | Jay Feely | 0 | 0 | 0 | 26-26 | 21-23 | 89 |
| | Ronnie Brown | 5 | 4 | 1 | 0-0 | 0-0 | 32# |
| 2008 | + Dan Carpenter | 0 | 0 | 0 | 40-40 | 21-25 | 103 |
| | Ronnie Brown | 10 | 10 | 0 | 0-0 | 0-0 | 60 |
| 2009 | Dan Carpenter | 0 | 0 | 0 | 37-38 | 25-28 | 112 |
| | Ricky Williams | 13 | 11 | 2 | 0-0 | 0-0 | 80# |
| 2010 | Dan Carpenter | 0 | 0 | 0 | 25-25 | 30-41 | 115 |
| | Davone Bess | 0 | 0 | 5 | 0-0 | 0-0 | 30 |
| | Ronnie Brown | 0 | 5 | 0 | 0-0 | 0-0 | 30 |
| 2011 | Dan Carpenter | 0 | 0 | 0 | 26-26 | 29-34 | 113 |
| | Reggie Bush | 7 | 6 | 1 | 0-0 | 0-0 | 42 |

* In years where only one player is listed, several players were tied for second with same point total

includes two-point conversion

TACKLES

| YEAR | PLAYER | G | SOLO | ASST. | TOTAL |
|------|------------------|----|------|-------|-------|
| 1966 | Willie West | 14 | 95 | 23 | 118 |
| 1967 | Wahoo McDaniel | 14 | 69 | 49 | 118 |
| 1968 | Frank Emanuel | 14 | 82 | 37 | 119 |
| 1969 | Nick Buoniconti | 13 | 79 | 35 | 114 |
| 1970 | Nick Buoniconti | 14 | 96 | 49 | 145 |
| 1971 | Nick Buoniconti | 14 | 86 | 40 | 126 |
| 1972 | Nick Buoniconti | 14 | 72 | 74 | 146 |
| 1973 | Nick Buoniconti | 13 | 91 | 71 | 162 |
| 1974 | Bob Matheson | 14 | 71 | 32 | 103 |
| 1975 | + Steve Towle | 12 | 90 | 74 | 164 |
| 1976 | Steve Towle | 13 | 131 | 86 | 217 |
| 1977 | Steve Towle | 16 | 75 | 63 | 138 |
| 1978 | Rusty Chambers | 16 | 85 | 66 | 151 |
| 1979 | Rusty Chambers | 16 | 80 | 98 | 178 |
| 1980 | Bob Baumhower | 16 | 88 | 47 | 135 |
| 1981 | Earnie Rhone | 16 | 120 | 51 | 171 |
| 1982 | Earnie Rhone | 9 | 62 | 20 | 82 |
| 1983 | Bob Brudzinski | 16 | 73 | 31 | 104 |
| 1984 | Mark Brown | 16 | 59 | 18 | 77 |
| 1985 | Mark Brown | 15 | 78 | 18 | 96 |
| 1986 | + John Offerdahl | 15 | 109 | 26 | 135 |
| 1987 | Jackie Shipp | 12 | 63 | 16 | 79 |
| 1988 | John Offerdahl | 16 | 99 | 18 | 117 |
| 1989 | Barry Krauss | 16 | 100 | 19 | 119 |
| 1990 | John Offerdahl | 16 | 98 | 18 | 116 |
| 1991 | Louis Oliver | 16 | 73 | 15 | 88 |
| 1992 | Bryan Cox | 16 | 84 | 43 | 127 |
| 1993 | Bryan Cox | 16 | 87 | 35 | 122 |
| 1994 | Bryan Cox | 16 | 106 | 41 | 147 |
| 1995 | Bryan Cox | 16 | 104 | 38 | 142 |
| 1996 | + Zach Thomas | 16 | 131 | 49 | 180 |
| 1997 | Zach Thomas | 15 | 107 | 42 | 149 |
| 1998 | Zach Thomas | 16 | 124 | 36 | 160 |
| 1999 | Zach Thomas | 16 | 117 | 50 | 167 |
| 2000 | Brock Marion | 16 | 85 | 24 | 109 |
| 2001 | Zach Thomas | 15 | 112 | 68 | 180 |
| 2002 | Zach Thomas | 16 | 124 | 71 | 195 |
| 2003 | Zach Thomas | 15 | 113 | 71 | 184 |
| 2004 | Zach Thomas | 13 | 95 | 73 | 168 |
| 2005 | Zach Thomas | 14 | 112 | 54 | 166 |
| 2006 | Zach Thomas | 16 | 103 | 62 | 165 |
| 2007 | Channing Crowder | 11 | 61 | 17 | 78 |
| 2008 | Yeremiah Bell | 16 | 100 | 20 | 120 |
| 2009 | Yeremiah Bell | 16 | 92 | 22 | 114 |
| 2010 | Yeremiah Bell | 16 | 83 | 18 | 101 |
| 2011 | Yeremiah Bell | 16 | 81 | 26 | 107 |

SACKS

1968: Mel Branch, 11.0; **1969:** Bill Stanfill, 8.0; **1970:** Bill Stanfill, 6.0; **1971:** Manny Fernandez, 8.0; **1972:** Vern Den Herder, 10.5; **1973:** Bill Stanfill, 18.5; **1974:** Bill Stanfill, 10.0; **1975:** Vern Den Herder, 11.0; **1976:**

Don Reese and Bill Stanfill, 4.0; **1977:** +A.J. Duhe, 7.0; **1978:** Vern Den Herder, 11.0; **1979:** Vern Den Herder, 9.0; **1980:** Kim Bokamper and A.J. Duhe, 5.5; **1981:** Bob Baumhower, 9.0; **1982:** Bob Brudzinski, 4.5; **1983:** Doug Betters, 16.0; **1984:** Doug Betters, 14.0; **1985:** Mike Charles, 7.0; **1986:** Mark Brown, 5.0 (47 yards); **1987:** T.J. Turner, 4.0 (34 yards); **1988:** T.J. Turner, 5.0 (22 yards); **1989:** Jeff Cross, 10.0 (94 yards); **1990:** Jeff Cross, 11.5 (95.5 yards); **1991:** Jeff Cross 7.0 (60 yards); **1992:** Bryan Cox 14.0 (115 yards); **1993:** Jeff Cross 10.5 (62 yards); **1994:** Jeff Cross 9.5 (58.5 yards); **1995:** Bryan Cox 7.5 (46 yards); **1996:** Trace Armstrong 12.0 (81.5 yards); **1997:** Trace Armstrong 5.5 (45 yards); **1998:** Trace Armstrong 10.5 (63 yards); **1999:** Rich Owens 8.5 (61 yards); **2000:** Trace Armstrong 16.5 (96.5 yards); **2001:** Jason Taylor 8.5 (44.5 yards); **2002:** #-Jason Taylor 18.5 (162.5 yards); **2003:** Adewale Ogunleye 15.0 (71 yards); **2004:** Jason Taylor 9.5 (62.5 yards); **2005:** Jason Taylor 12.0 (80 yards); **2006:** Jason Taylor 13.5 (74 yards); **2007:** Jason Taylor 11.0 (63 yards); **2008:** Joey Porter 17.0 (96 yards); **2009:** Joey Porter 9.0 (46.5 yards); **2010:** Cameron Wake 14.0 (89.5 yards); **2011:** Cameron Wake 8.5 (47.5 yards).

+ Rookie

- League Leader

DOLPHINS OFFENSE YEAR-BY-YEAR

| YEAR | PLAYS | FIRST DOWNS | RUSH YARDS | PASS YARDS | TOTAL YARDS | NFL RANK* T-R-P | TOTAL POINTS |
|------|-------|-------------|------------|------------|-------------|-----------------|--------------|
| 1966 | 884 | 200 | 1410 | 2048 | 3458 | 22-21-19 | 213 |
| 1967 | 847 | 212 | 1323 | 2336 | 3659 | 17-18-17 | 219 |
| 1968 | 892 | 247 | 1704 | 2402 | 4106 | 12-15-11 | 276 |
| 1969 | 878 | 224 | 1513 | 2077 | 3590 | 23-23-21 | 233 |
| 1970 | 827 | 228 | 2082 | 1957 | 4039 | 11- 3-20 | 297 |
| 1971 | 804 | 232 | 2429 | 1983 | 4412 | 5- 1-19 | 315 |
| 1972 | 893 | 291 | 2960 | 2076 | 5036 | 1- 1-16 | 385 |
| 1973 | 776 | 215 | 2521 | 1582 | 4103 | 9- 3- 1 | 343 |
| 1974 | 884 | 272 | 2191 | 2084 | 4275 | 11- 4-16 | 327 |
| 1975 | 896 | 266 | 2500 | 2009 | 4509 | 11- 4-20 | 357 |
| 1976 | 874 | 267 | 2118 | 2268 | 4386 | 13-13-10 | 263 |
| 1977 | 866 | 267 | 2366 | 1961 | 4327 | 10- 5-16 | 313 |
| 1978 | 954 | 270 | 2366 | 2469 | 4835 | 13-11-15 | 372 |
| 1979 | 1006 | 297 | 2187 | 2763 | 4950 | 16-17-14 | 341 |
| 1980 | 1015 | 284 | 1876 | 2688 | 4564 | 26-17-24 | 266 |
| 1981 | 1063 | 306 | 2173 | 3149 | 5322 | 16-10-16 | 345 |
| 1982 | 582 | 165 | 1344 | 1314 | 2658 | 19- 3-27 | 198 |
| 1983 | 1033 | 314 | 2150 | 3045 | 5195 | 16-13-19 | 389 |
| 1984 | 1070 | 387 | 1918 | 5018 | 6936 | 1-16- 1 | 513 |
| 1985 | 1039 | 361 | 1729 | 4114 | 5843 | 6-18- 2 | 428 |
| 1986 | 1011 | 351 | 1545 | 4779 | 6324 | 2-25- 1 | 430 |
| 1987 | 1005 | 331 | 1662 | 3876 | 5538 | 4-23- 1 | 362 |
| 1988 | 963 | 321 | 1205 | 4516 | 5721 | 5-28- 1 | 319 |
| 1989 | 1011 | 311 | 1330 | 4216 | 5546 | 7-27- 3 | 331 |
| 1990 | 975 | 303 | 1535 | 3512 | 5047 | 14-22- 5 | 336 |
| 1991 | 970 | 312 | 1352 | 3889 | 5241 | 7-25- 3 | 343 |
| 1992 | 998 | 316 | 1525 | 3975 | 5500 | 5-24- 2 | 340 |
| 1993 | 1030 | 309 | 1459 | 4353 | 5812 | 2-25- 1 | 349 |
| 1994 | 1078 | 344 | 1658 | 4420 | 6078 | 1-13- 2 | 389 |
| 1995 | 1034 | 345 | 1506 | 4210 | 5716 | 8-21- 4 | 398 |
| 1996 | 1000 | 293 | 1622 | 3543 | 5165 | 14-19-11 | 339 |
| 1997 | 1028 | 311 | 1343 | 3792 | 5135 | 11-29- 2 | 339 |
| 1998 | 1028 | 269 | 1535 | 3395 | 4930 | 16-24-10 | 321 |
| 1999 | 1071 | 287 | 1453 | 3485 | 4938 | 20-22-13t | 326 |
| 2000 | 945 | 251 | 1894 | 2567 | 4461 | 26-14-27 | 323 |
| 2001 | 953 | 263 | 1664 | 3157 | 4821 | 21-23-19 | 344 |
| 2002 | 1010 | 318 | 2502 | 2890 | 5392 | 15- 2-26 | 378 |
| 2003 | 968 | 266 | 1817 | 2792 | 4609 | 24-17-26 | 311 |
| 2004 | 1022 | 267 | 1339 | 3065 | 4404 | 29-31-21 | 275 |
| 2005 | 1026 | 274 | 1898 | 3300 | 5198 | 16-14-12 | 318 |
| 2006 | 1034 | 281 | 1673 | 3287 | 4960 | 20-22-13 | 260 |
| 2007 | 989 | 283 | 1569 | 3031 | 4600 | 28-23-24 | 267 |
| 2008 | 965 | 308 | 1897 | 3632 | 5529 | 12-11-10 | 345 |
| 2009 | 1088 | 333 | 2231 | 3170 | 5401 | 14- 4-20 | 360 |
| 2010 | 1040 | 300 | 1643 | 3527 | 5170 | 21-21-16 | 273 |
| 2011 | 990 | 287 | 1987 | 3091 | 5078 | 22-11-23 | 329 |

*1966-69 are AFL-NFL combined rankings

DOLPHINS DEFENSE YEAR-BY-YEAR

| YEAR | PLAYS | FIRST DOWNS | RUSH YARDS | PASS YARDS | TOTAL YARDS | NFL RANK* T-R-P | TOTAL POINTS |
|------|-------|----------------|---------------|---------------|----------------|--------------------|-----------------|
| 1966 | 857 | 237 | 1510 | 3101 | 4611 | 19- 7-22 | 362 |
| 1967 | 843 | 269 | 2145 | 2835 | 4980 | 22-25-17 | 407 |
| 1968 | 808 | 240 | 2172 | 2712 | 4884 | 23-22-20 | 355 |
| 1969 | 851 | 206 | 1489 | 2637 | 4126 | 10- 9-16 | 332 |
| 1970 | 808 | 226 | 1453 | 2551 | 4004 | 14- 7-22 | 228 |
| 1971 | 800 | 214 | 1661 | 2000 | 3661 | 5- 8- 6 | 174 |
| 1972 | 770 | 186 | 1548 | 1749 | 3297 | 1- 3- 5 | 171 |
| 1973 | 878 | 195 | 1991 | 1290 | 3281 | 3-12- 1 | 150 |
| 1974 | 807 | 208 | 1624 | 2182 | 3806 | 8- 7-16 | 216 |
| 1975 | 858 | 224 | 1768 | 2021 | 3789 | 6- 5- 6 | 222 |
| 1976 | 892 | 268 | 2411 | 2670 | 5081 | 26-22-28 | 264 |
| 1977 | 901 | 227 | 1749 | 2233 | 3982 | 16- 6-24 | 197 |
| 1978 | 1021 | 298 | 2261 | 2908 | 5169 | 23-16-26 | 254 |
| 1979 | 938 | 238 | 1702 | 2737 | 4439 | 4- 2-12 | 257 |
| 1980 | 1062 | 309 | 2018 | 3206 | 5224 | 14-15-15 | 305 |
| 1981 | 1039 | 296 | 2032 | 3331 | 5363 | 15-14-19 | 275 |
| 1982 | 548 | 147 | 1285 | 1027 | 2312 | 1-24- 1 | 131 |
| 1983 | 992 | 288 | 2037 | 3002 | 5139 | 7-13- 8 | 250 |
| 1984 | 1051 | 314 | 2155 | 3265 | 5420 | 19-22-14 | 298 |
| 1985 | 1033 | 314 | 2256 | 3511 | 5767 | 23-23-22 | 320 |
| 1986 | 1058 | 337 | 2493 | 3557 | 6050 | 26t-27-22 | 405 |
| 1987 | 1013 | 314 | 2198 | 3247 | 5445 | 26-25-21 | 335 |
| 1988 | 1072 | 359 | 2506 | 3275 | 5781 | 26-26-14 | 380 |
| 1989 | 1045 | 337 | 2153 | 3543 | 5696 | 24-25-18 | 379 |
| 1990 | 968 | 268 | 1831 | 2716 | 4547 | 7-16- 3 | 242 |
| 1991 | 1019 | 327 | 2301 | 3105 | 5406 | 25-27-12 | 349 |
| 1992 | 976 | 273 | 1600 | 2983 | 4583 | 10t- 6-14 | 281 |
| 1993 | 1061 | 332 | 1665 | 3485 | 5150 | 20-14-21 | 351 |
| 1994 | 1000 | 305 | 1430 | 3794 | 5224 | 19- 6-25 | 327 |
| 1995 | 1000 | 309 | 1675 | 3569 | 5244 | 16-12-19 | 332 |
| 1996 | 987 | 306 | 1536 | 3655 | 5191 | 18-13-22 | 325 |
| 1997 | 1004 | 299 | 1813 | 3551 | 5364 | 26-17-25 | 327 |
| 1998 | 944 | 257 | 1511 | 2924 | 4435 | 3- 6- 6 | 265 |
| 1999 | 936 | 252 | 1476 | 2928 | 4404 | 5- 8- 5 | 336 |
| 2000 | 995 | 289 | 1736 | 2900 | 4636 | 6-14- 5 | 226 |
| 2001 | 957 | 283 | 1779 | 2829 | 4608 | 5-17- 1 | 290 |
| 2002 | 974 | 285 | 1554 | 3102 | 4656 | 3- 5t- 8 | 301 |
| 2003 | 1014 | 283 | 1452 | 3335 | 4787 | 10- 5-19 | 251 |
| 2004 | 1009 | 281 | 2302 | 2592 | 4894 | 8-31- 2 | 354 |
| 2005 | 1078 | 319 | 1771 | 3307 | 5078 | 18-17-20 | 317 |
| 2006 | 1005 | 267 | 1618 | 3007 | 4625 | 4- 8- 5 | 283 |
| 2007 | 983 | 318 | 2456 | 3019 | 5475 | 23-32- 4 | 437 |
| 2008 | 979 | 296 | 1620 | 3644 | 5264 | 15-10-25 | 317 |
| 2009 | 968 | 297 | 1835 | 3754 | 5589 | 22-18-24 | 390 |
| 2010 | 988 | 264 | 1601 | 3348 | 4949 | 6- 7- 8 | 333 |
| 2011 | 1043 | 310 | 1530 | 3992 | 5522 | 15- 3-25 | 313 |

*1966-69 are AFL-NFL combined rankings



DON SHULA'S COACHING LONGEVITY

Former Dolphins Head Coach Don Shula was one of only five coaches in NFL history to have coached the same team for 20 or more consecutive seasons. Shula (1970-95) completed 26 seasons with the Dolphins. Green Bay's Curley Lambeau (1921-49) and Dallas' Tom Landry (1960-88) share the record with 29 seasons each, while Pittsburgh's Chuck Noll (1969-91) and the N.Y. Giants' Steve Owen (1931-53) coached 23 years with their teams.

DOLPHINS IN OVERTIME

| LOCATION | W | L | T | WON TOSS | LOST TOSS |
|---------------|-----------|-----------|----------|-----------|-----------|
| HOME* | 9 | 10 | 1 | 11 | 9 |
| ROAD* | 6 | 11 | 0 | 8 | 9 |
| TOTALS | 15 | 21 | 1 | 19 | 18 |

* Home record includes 1-1 mark in playoffs; Road record includes 1-0 mark in playoffs

When they have won the toss, the Dolphins are 10-9 (6-5 home, 4-4 road).

When they have lost the toss, the Dolphins are 5-12-1 (3-5-1 home, 2-7 road).

***Dec. 25, 1971 – Miami 27, at Kansas City 24 (2 OT):** Chiefs win toss. Jan Stenerud has 42-yard FG attempt blocked by Nick Buoniconti of Dolphins. Teams trade punts. Garo Yepremian misses FG try from 52 yards. K.C. QB Len Dawson is intercepted by Jake Scott and teams trade punts. Yepremian kicks a 37-yard FG at 7:40 of the second overtime.

Dec. 14, 1975 – at Baltimore 10, Miami 7: Dolphins win toss. Miami is forced to punt. Colts drive from their own 4 to the Miami 14. Toni Linhart kicks 31-yard FG at 12:44.

Oct. 17, 1976 – Kansas City 20, at Miami 17: Chiefs win toss. Kansas City punts and Miami drives to 20-yard line of Chiefs. Norm Bulaich fumbles into end zone and K.C. recovers for touchback. Chiefs drive to Miami 17 and Jan Stenerud kicks 34-yard FG at 14:48.

Nov. 18, 1979 – at Cleveland 30, Miami 24: Browns win toss. Brian Sipe throws 39-yard TD pass to Reggie Rucker at 1:59.

Nov. 20, 1980 – San Diego 27, at Miami 24: Chargers win toss. San Diego is forced to punt, but Woodrow Lowe intercepts David Woodley at the Miami 40 and returns it to the 12 of the Dolphins. Rolf Benirschke kicks 28-yard FG for Chargers at 7:14.

Dec. 8, 1980 – at Miami 16, New England 13: Dolphins win toss. Miami drives from its own 13 to the 5 of New England with the big play being a 54-yard pass to Duriel Harris from David Woodley. Uwe von Schamann kicks 23-yard FG at 3:20.

Oct. 4, 1981 – at Miami 28, N.Y. Jets 28 (tie): Jets win toss. Teams trade punts twice. Pat Leahy of Jets misses 48-yard FG attempt near end of OT period.

Nov. 8, 1981 – Miami 30, at New England 27: Dolphins win toss. Miami punts, but Bob Brudzinski intercepts Steve Grogan at New England 45 and returns it to 26 of the Pats. Thirteen yards is tacked on for unnecessary roughness on tackle of Brudzinski, before Uwe von Schamann kicks 30-yard FG at 7:09.

***Jan. 2, 1981 – San Diego 41, at Miami 38:** Chargers win toss. Rolf Benirschke misses 27-yard FG for San Diego and Uwe von Schamann of Miami has 34-yard FG blocked by Leroy Jones of Chargers. Benirschke kicks 29-yard FG at 13:52.

Oct. 9, 1983 – Buffalo 38, at Miami 35: Dolphins win toss. Uwe von Schamann misses FGs of 52 and 43 yards for Miami. Joe Danelo kicks 36-yard FG at 13:58.

Nov. 18, 1984 – at San Diego 34, Miami 28: Chargers win toss. Buford McGee runs for 25-yard TD at 3:17.

Sept. 21, 1986 – at N.Y. Jets 51, Miami 45: Jets win toss. Ken O'Brien throws a 43-yard TD pass to Wesley Walker at 2:35.

Dec. 14, 1986 – Miami 37, at L.A. Rams 31: Dolphins win toss. Dan Marino throws a 20-yard TD pass to Mark Duper at 3:04.

Oct. 18, 1987 – at N.Y. Jets 37, Miami 31: Jets win toss. Both teams exchange punts, then interceptions before Jets take over on another Dolphin interception. Pat Ryan passes eight yards to Eddie Hunter at 14:26.

Oct. 25, 1987 – Buffalo 34, at Miami 31: Bills win toss. Scott Norwood kicks 27-yard FG at 4:12.

Oct. 8, 1989 – at Miami 13, Cleveland 10: Browns win toss. Cleveland drives to Miami 26-yard line, but Matt Bahr misses 44-yard FG. Miami drives 55 yards and Pete Stoyanovich kicks 35-yard FG at 6:28.

Dec. 9, 1990 – at Miami 23, Philadelphia 20: Eagles win toss. Both teams exchange punts, then Eagles' Jeff Fagles boots 23-yard punt. Miami drives 35 yards and Pete Stoyanovich kicks 39-yard FG at 12:32.

Nov. 24, 1991 – Miami 16, at Chicago 13: Dolphins win toss. Pete Stoyanovich kicks 27-yard FG at 4:11.

Dec. 22, 1991 – N.Y. Jets 23, at Miami 20: Dolphins win toss. Miami is forced to punt. Raul Allegre kicks 30-yard FG at 6:15.

Dec. 27, 1992 – Miami 16, at New England 13: Patriots win toss. New England is forced to punt. Pete Stoyanovich kicks 35-yard FG at 6:43.

Jan. 2, 1994 – at New England 33, Miami 27: Dolphins win toss. Miami is forced to punt. Dolphins intercept pass but are forced to punt. Drew Bledsoe passes 36 yards to Michael Timpson for touchdown at 10:14.

Oct. 16, 1994 – at Miami 20, L.A. Raiders 17: Dolphins win toss. Pete Stoyanovich kicks 29-yard FG at 5:46.

Nov. 20, 1994 – at Pittsburgh 16, Miami 13: Steelers win toss. Pittsburgh stopped on fourth down. Dolphins forced to punt. Gary Anderson kicks 39-yard FG at 10:19.

Oct. 8, 1995 – Indianapolis 27, at Miami 24: Colts win toss. Cary Blanchard kicks 27-yard FG at 4:58.

Sept. 7, 1997 – at Miami 16, Tennessee 13: Dolphins win toss. Olindo Mare kicks 29-yard FG at 12:45.

Oct. 27, 1997 – Chicago 36, at Miami 33: Dolphins win toss. Both teams exchange punts, then Dan Marino is sacked and fumbles on Dolphins 17-yard line. Jeff Jaeger kicks 35-yard FG at 5:35.

Oct. 25, 1998 – at Miami 12, New England 9: Dolphins win toss. Olindo Mare kicks 43-yard FG at 10:24.

Oct. 23, 2000 – at N.Y. Jets 40, Miami 37: Dolphins win toss. Marcus Coleman intercepts Jay Fiedler pass then fumbles and Oronde Gadsden recovers. Coleman intercepts Fiedler again. John Hall kicks 40-yard field goal at 8:13.

***Dec. 30, 2000 – at Miami 23, Indianapolis 17:** Dolphins win toss. Miami forced to punt. Mike Vanderjagt misses 49-yard field goal wide right. Lamar Smith scores on 17-yard touchdown run at 3:34.

Dec. 29, 2002 – at New England 27, Miami 24: Patriots win toss. Adam Vinatieri kicks 35-yard FG at 12:57.

Oct. 19, 2003 – New England 19, at Miami 13: Dolphins win toss. Olindo Mare misses 35-yard FG. Patriots forced to punt. Tyrone Poole intercepts a Jay Fiedler pass on Patriots 18. Tom Brady connects with Troy Brown for an 82-yard TD pass on the following play at 9:15.

Nov. 16, 2003 – at Miami 9, Baltimore 6: Dolphins win toss. Miami forced to punt. Four plays afterward, Zach Thomas recovers a Jamal Lewis fumble at the Ravens 33, leading to an Olindo Mare 43-yard FG at 6:12.

Sept. 9, 2007 – at Washington 16, Miami 13: Redskins win toss. Shaun Suisham kicks 39-yard FG at 9:24.

Dec. 16, 2007 – at Miami 22, Baltimore 16: Ravens win toss. Matt Stover misses 44-yard FG wide left. Three plays later, Cleo Lemon connects with Greg Camarillo for a 64-yard touchdown at 8:14.

Dec. 20, 2009 – at Tennessee 27, Miami 24: Dolphins win toss. Chad Henne throws interception. Rob Bironas kicks 46-yard FG at 11:24.

Oct. 17, 2010 – Miami 23, at Green Bay 20: Dolphins win toss. Miami and Packers forced to punt. Dan Carpenter kicks 44-yard FG at 9:06.

Oct. 23, 2011 – Denver 18, at Miami 15: Dolphins win toss. Miami and Broncos forced to punt. Matt Moore fumbles. Matt Prater kicks 52-yard FG at 7:29.

*Playoff Game

LARGEST COMEBACKS

DOLPHINS

| | MARGIN | SCORE/ QUARTER | FINAL SCORE | DATE | OPPONENT |
|----|-----------|-------------------|----------------|----------|--------------|
| 1. | 24 points | 0-24 (2nd) | 34-27 | 12/15/74 | NEW ENGLAND |
| 2. | 21 points | 0-21 (2nd) | 24-23 | 12/4/05 | BUFFALO |
| 3. | 18 points | 3-21 (2nd) | 24-21 | 1/4/86 | CLEVELAND* |
| | 18 points | 3-21 (2nd) | 24-21 | 11/14/71 | PITTSBURGH |
| 5. | 17 points | 0-17 (3rd) | 21-17 | 11/10/68 | at Buffalo |
| | 17 points | 3-20 (2nd) | 31-23 | 11/12/89 | at N.Y. Jets |
| | 17 points | 7-24 (3rd) | 28-24 | 11/27/94 | at N.Y. Jets |
| | 17 points | 0-17 (2nd) | 28-20 | 10/29/00 | GREEN BAY |

NOTE: Miami's largest fourth-quarter comeback was from a 16-point deficit (0-16 to 21-16) against New Orleans on September 28, 1980.

OPPONENTS

| | MARGIN | SCORE/ QUARTER | FINAL SCORE | DATE | OPPONENT |
|----|-----------|-------------------|----------------|----------|----------------|
| 1. | 23 points | 7-30 (4th) | 40-37 (OT) | 10/23/00 | at N.Y. Jets |
| 2. | 21 points | 0-21 (2nd) | 34-31 (OT) | 10/25/87 | BUFFALO |
| | 21 points | 3-24 (3rd) | 27-24 (OT) | 10/8/95 | INDIANAPOLIS |
| | 21 points | 3-24 (2nd) | 46-34 | 10/25/09 | NEW ORLEANS |
| 5. | 18 points | 10-28 (2nd) | 45-28 | 10/9/77 | at Baltimore |
| 6. | 17 points | 0-17 (3rd) | 21-17 | 10/14/01 | at N.Y. Jets |
| | 17 points | 0-17 (3rd) | 27-24 | 12/14/11 | ay New England |

* Playoff Game

DOLPHINS' TEN LARGEST MARGINS

... OF VICTORY

| | MARGIN | SCORE | DATE | OPPONENT |
|----|-----------|-------|----------|--------------|
| 1. | 52 points | 52-0 | 11/12/72 | NEW ENGLAND |
| 2. | 44 points | 44-0 | 11/11/73 | BALTIMORE |
| 3. | 43 points | 43-0 | 10/19/75 | at N.Y. Jets |
| 4. | 42 points | 42-0 | 9/10/78 | at Baltimore |
| | 42 points | 45-3 | 11/24/86 | N.Y. JETS |
| | 42 points | 42-0 | 10/11/87 | KANSAS CITY |
| 7. | 41 points | 55-14 | 11/24/77 | at St. Louis |
| 8. | 38 points | 45-7 | 12/20/70 | BUFFALO |
| | 38 points | 41-3 | 10/17/71 | NEW ENGLAND |
| | 38 points | 52-14 | 9/3/95 | N.Y. JETS |

... OF DEFEAT

| | MARGIN | SCORE | DATE | OPPONENT |
|----|-----------|-------|----------|------------------|
| 1. | 55 points | 62-7 | 1/15/00 | at Jacksonville* |
| 2. | 45 points | 48-3 | 9/28/68 | KANSAS CITY |
| 3. | 41 points | 41-0 | 10/8/67 | at Kansas City |
| | 41 points | 41-0 | 12/14/97 | at Indianapolis |
| 5. | 35 points | 35-0 | 11/1/70 | at Baltimore |
| | 35 points | 42-7 | 10/13/91 | at Kansas City |
| | 35 points | 38-3 | 1/9/99 | at Denver* |
| 8. | 34 points | 58-24 | 9/18/66 | at Buffalo |
| | 34 points | 44-10 | 10/2/66 | at San Diego |
| | 34 points | 34-0 | 10/12/80 | at New England |

* Playoff Game

DOLPHINS HOME AND AWAY

| YEAR | HOME | PCT. | ROAD | PCT. | OVERALL | PCT. |
|------|-------|-------|-------|-------|---------|-------|
| 1966 | 2-5 | .286 | 1-6 | .143 | 3-11 | .214 |
| 1967 | 4-3 | .571 | 0-7 | .000 | 4-10 | .286 |
| 1968 | 1-5-1 | .214 | 4-3 | .571 | 5-8-1 | .393 |
| 1969 | 2-3-1 | .417 | 1-7* | .125 | 3-10-1 | .250 |
| 1970 | 6-1 | .857 | 4-3 | .571 | 10-4 | .714 |
| 1971 | 6-1 | .857 | 4-2-1 | .643 | 10-3-1 | .750 |
| 1972 | 7-0 | 1.000 | 7-0 | 1.000 | 14-0 | 1.000 |
| 1973 | 7-0 | 1.000 | 5-2 | .714 | 12-2 | .857 |
| 1974 | 7-0 | 1.000 | 4-3 | .571 | 11-3 | .786 |
| 1975 | 5-2 | .714 | 5-2 | .714 | 10-4 | .714 |
| 1976 | 3-4 | .429 | 3-4 | .429 | 6-8 | .429 |
| 1977 | 6-1 | .857 | 4-3 | .571 | 10-4 | .714 |
| 1978 | 7-1 | .875 | 4-4 | .500 | 11-5 | .688 |
| 1979 | 6-2 | .750 | 4-4 | .500 | 10-6 | .625 |
| 1980 | 5-3 | .625 | 3-5 | .375 | 8-8 | .500 |
| 1981 | 6-1-1 | .813 | 5-3 | .625 | 11-4-1 | .719 |
| 1982 | 4-0 | 1.000 | 3-2 | .600 | 7-2 | .778 |
| 1983 | 7-1 | .875 | 5-3 | .625 | 12-4 | .750 |
| 1984 | 7-1 | .875 | 7-1 | .875 | 14-2 | .875 |
| 1985 | 8-0 | 1.000 | 4-4 | .500 | 12-4 | .750 |
| 1986 | 4-4 | .500 | 4-4 | .500 | 8-8 | .500 |
| 1987 | 4-3 | .571 | 4-4 | .500 | 8-7 | .533 |
| 1988 | 4-4 | .500 | 2-6 | .250 | 6-10 | .375 |
| 1989 | 4-4 | .500 | 4-4 | .500 | 8-8 | .500 |
| 1990 | 7-1 | .875 | 5-3 | .625 | 12-4 | .750 |
| 1991 | 5-3 | .625 | 3-5 | .375 | 8-8 | .500 |
| 1992 | 6-2 | .750 | 5-3 | .625 | 11-5 | .688 |
| 1993 | 4-4 | .500 | 5-3 | .625 | 9-7 | .563 |
| 1994 | 6-2 | .750 | 4-4 | .500 | 10-6 | .625 |
| 1995 | 5-3 | .625 | 4-4 | .500 | 9-7 | .563 |
| 1996 | 4-4 | .500 | 4-4 | .500 | 8-8 | .500 |
| 1997 | 6-2 | .750 | 3-5 | .375 | 9-7 | .563 |

| YEAR | HOME | PCT. | ROAD | PCT. | OVERALL | PCT. |
|---------------|------------------|-------------|------------------|-------------|------------------|-------------|
| 1998 | 7-1 | .875 | 3-5 | .375 | 10-6 | .625 |
| 1999 | 5-3 | .625 | 4-4 | .500 | 9-7 | .563 |
| 2000 | 5-3 | .625 | 6-2 | .750 | 11-5 | .688 |
| 2001 | 7-1 | .875 | 4-4 | .500 | 11-5 | .688 |
| 2002 | 7-1 | .875 | 2-6 | .250 | 9-7 | .563 |
| 2003 | 4-4 | .500 | 6-2 | .750 | 10-6 | .625 |
| 2004 | 3-5 | .375 | 1-7 | .125 | 4-12 | .250 |
| 2005 | 5-3 | .625 | 4-4 | .500 | 9-7 | .563 |
| 2006 | 4-4 | .500 | 2-6 | .250 | 6-10 | .375 |
| 2007 | 1-7# | .125 | 0-8 | .000 | 1-15 | .063 |
| 2008 | 5-3 | .625 | 6-2 | .750 | 11-5 | .688 |
| 2009 | 4-4 | .500 | 3-5 | .375 | 7-9 | .438 |
| 2010 | 1-7 | .125 | 6-2 | .750 | 7-9 | .438 |
| 2011 | 4-4 | .500 | 2-6 | .250 | 6-10 | .375 |
| TOTALS | 227-120-3 | .653 | 173-180-1 | .490 | 400-300-4 | .571 |

*Includes 38-23 loss to Boston at Tampa #Includes 13-10 loss to N.Y. Giants at London, England

DOLPHINS MONTH-BY-MONTH

(Regular Season)

| YEAR | SEPTEMBER | OCTOBER | NOVEMBER | DECEMBER | JANUARY | RECORD |
|------|-----------|---------|----------|----------|---------|--------|
| 1966 | 0-3 | 2-2 | 0-4 | 1-2 | 0-0 | 3-11 |
| 1967 | 1-1 | 0-4 | 1-3 | 2-2 | 0-0 | 4-10 |
| 1968 | 0-3 | 2-1-1 | 2-2 | 1-2 | 0-0 | 5-8-1 |
| 1969 | 0-3 | 1-2-1 | 1-4 | 1-1 | 0-0 | 3-10-1 |
| 1970 | 1-1 | 3-1 | 3-2 | 3-0 | 0-0 | 10-4 |
| 1971 | 1-0-1 | 4-1 | 4-0 | 1-2 | 0-0 | 10-3-1 |
| 1972 | 2-0 | 5-0 | 4-0 | 3-0 | 0-0 | 14-0 |
| 1973 | 2-1 | 4-0 | 4-0 | 2-1 | 0-0 | 12-2 |
| 1974 | 2-1 | 3-1 | 3-1 | 3-0 | 0-0 | 11-3 |
| 1975 | 1-1 | 4-0 | 2-2 | 3-1 | 0-0 | 10-4 |
| 1976 | 2-1 | 2-3 | 1-3 | 1-1 | 0-0 | 6-8 |
| 1977 | 2-0 | 3-2 | 3-1 | 2-1 | 0-0 | 10-4 |
| 1978 | 2-2 | 4-1 | 2-2 | 3-0 | 0-0 | 11-5 |
| 1979 | 4-1 | 2-2 | 3-2 | 1-1 | 0-0 | 10-6 |
| 1980 | 3-1 | 1-3 | 2-3 | 2-1 | 0-0 | 8-8 |
| 1981 | 4-0 | 1-2-1 | 2-2 | 4-0 | 0-0 | 11-4-1 |
| 1982 | 2-0 | 0-0 | 1-1 | 3-1 | 1-0 | 7-2 |
| 1983 | 3-1 | 3-2 | 3-1 | 3-0 | 0-0 | 12-4 |
| 1984 | 5-0 | 4-0 | 3-1 | 2-1 | 0-0 | 14-2 |
| 1985 | 3-1 | 2-2 | 3-1 | 4-0 | 0-0 | 12-4 |
| 1986 | 1-3 | 2-2 | 3-2 | 2-1 | 0-0 | 8-8 |
| 1987 | 1-1 | 1-3 | 3-2 | 3-1 | 0-0 | 8-7 |
| 1988 | 1-3 | 4-1 | 0-4 | 1-2 | 0-0 | 6-10 |
| 1989 | 1-2 | 3-2 | 3-1 | 1-3 | 0-0 | 8-8 |
| 1990 | 3-1 | 3-0 | 3-1 | 3-2 | 0-0 | 12-4 |
| 1991 | 2-3 | 1-2 | 3-1 | 2-2 | 0-0 | 8-8 |
| 1992 | 3-0 | 3-1 | 2-3 | 3-1 | 0-0 | 11-5 |
| 1993 | 2-1 | 4-0 | 3-1 | 0-4 | 0-1 | 9-7 |
| 1994 | 3-1 | 3-1 | 2-2 | 2-2 | 0-0 | 10-6 |
| 1995 | 3-0 | 2-3 | 1-3 | 3-1 | 0-0 | 9-7 |
| 1996 | 3-1 | 1-3 | 2-2 | 2-2 | 0-0 | 8-8 |
| 1997 | 2-2* | 3-1 | 3-2 | 1-2 | 0-0 | 9-7 |
| 1998 | 3-0 | 2-2 | 3-2 | 2-2 | 0-0 | 10-6 |
| 1999 | 2-0 | 4-1 | 2-2 | 1-3 | 0-1 | 9-7 |
| 2000 | 3-1 | 3-1 | 3-1 | 2-2 | 0-0 | 11-5 |
| 2001 | 2-1 | 2-1 | 3-1 | 3-2 | 1-0 | 11-5 |
| 2002 | 3-1 | 2-1 | 2-2 | 2-3 | 0-0 | 9-7 |
| 2003 | 2-1 | 3-1 | 3-2 | 2-2 | 0-0 | 10-6 |
| 2004 | 0-3 | 1-3 | 1-3 | 2-2 | 0-1 | 4-12 |
| 2005 | 2-1 | 1-3 | 1-3 | 4-0 | 1-0 | 9-7 |
| 2006 | 1-2 | 0-4 | 4-0 | 1-4 | 0-0 | 6-10 |
| 2007 | 0-4 | 0-4 | 0-3 | 1-4 | 0-0 | 1-15 |
| 2008 | 1-2 | 2-2 | 4-1 | 4-0 | 0-0 | 11-5 |
| 2009 | 0-3 | 2-1 | 3-2 | 2-2 | 0-1 | 7-9 |

| YEAR | SEPTEMBER | OCTOBER | NOVEMBER | DECEMBER | JANUARY | RECORD |
|---------------|----------------|-----------------|---------------|--------------|------------|------------------|
| 2010 | 2-1 | 2-2 | 2-2 | 1-3 | 0-1 | 7-9 |
| 2011 | 0-3 | 0-4 | 3-1 | 2-2 | 1-0 | 6-10 |
| TOTALS | 86-62-1 | 104-78-3 | 109-84 | 97-71 | 4-5 | 400-300-4 |

* Includes August 31, 1997, 16-10 win over Indianapolis.

PRIME TIME DOLPHINS

| YEAR | DATE | OPPONENT | SCORE | | NETWORK | ATTENDANCE |
|------|-----------------|-----------------|-------|--------|---------|------------|
| 1970 | Mon., Nov. 30 | at Atlanta | 20-7 | W | ABC | 53,303 |
| 1971 | Mon., Nov. 29 | CHICAGO | 34-3 | W | ABC | 73,071 |
| 1972 | Mon., Nov. 27 | ST. LOUIS | 31-10 | W | ABC | 78,190 |
| 1973 | Mon., Oct. 15 | at Cleveland | 17-9 | W | ABC | 72,070 |
| 1973 | Mon., Dec. 3 | PITTSBURGH | 30-26 | W | ABC | 68,901 |
| 1974 | Mon., Oct. 7 | N.Y. JETS | 21-17 | W | ABC | 61,527 |
| 1974 | Mon., Dec. 2 | CINCINNATI | 24-3 | W | ABC | 71,962 |
| 1975 | Mon., Sept. 22 | OAKLAND | 21-31 | L | ABC | 78,744 |
| 1975 | Mon., Dec. 1 | NEW ENGLAND | 20-7 | W | ABC | 61,963 |
| 1976 | Mon., Sept. 13 | at Buffalo | 30-21 | W | ABC | 77,683 |
| 1976 | Mon., Nov. 22 | BALTIMORE | 16-17 | L | ABC | 62,104 |
| 1977 | Mon., Dec. 5 | BALTIMORE | 17-6 | W | ABC | 68,977 |
| 1978 | Mon., Oct. 9 | CINCINNATI | 21-0 | W | ABC | 54,729 |
| 1978 | Mon., Nov. 20 | at Houston | 30-35 | L | ABC | 50,290 |
| 1978 | Mon., Dec. 18 | NEW ENGLAND | 23-3 | W | ABC | 72,071 |
| 1979 | Mon., Oct. 8 | at Oakland | 3-13 | L | ABC | 52,419 |
| 1979 | Mon., Nov. 5 | HOUSTON | 6-9 | L | ABC | 70,273 |
| 1979 | Thur., Nov. 29 | NEW ENGLAND | 39-24 | W | ABC | 69,174 |
| 1980 | Mon., Oct. 27 | at N.Y. Jets | 14-17 | L | ABC | 53,046 |
| 1980 | Thur., Nov. 20 | SAN DIEGO | 24-27 | L (OT) | ABC | 63,013 |
| 1980 | Mon., Dec. 8 | NEW ENGLAND | 16-13 | W (OT) | ABC | 63,292 |
| 1981 | Thur., Sept. 10 | PITTSBURGH | 30-10 | W | ABC | 74,190 |
| 1981 | Mon., Oct. 12 | at Buffalo | 21-31 | L | ABC | 78,576 |
| 1981 | Mon., Nov. 30 | PHILADELPHIA | 13-10 | W | ABC | 67,797 |
| 1982 | Mon., Nov. 29 | at Tampa Bay | 17-23 | L | ABC | 54,854 |
| 1982 | Mon., Dec. 27 | BUFFALO | 27-10 | W | ABC | 73,924 |
| 1983 | Mon., Sept. 19 | at L.A. Raiders | 14-27 | L | ABC | 57,796 |
| 1983 | Mon., Nov. 28 | CINCINNATI | 38-14 | W | ABC | 74,506 |
| 1983 | Fri., Dec. 16 | N.Y. JETS | 34-14 | W | ABC | 59,975 |
| 1984 | Mon., Sept. 17 | at Buffalo | 21-17 | W | ABC | 65,455 |
| 1984 | Mon., Nov. 26 | N.Y. JETS | 28-17 | W | ABC | 74,884 |
| 1984 | Mon., Dec. 17 | DALLAS | 28-21 | W | ABC | 74,139 |
| 1985 | Mon., Oct. 14 | at N.Y. Jets | 7-23 | L | ABC | 73,807 |
| 1985 | Mon., Dec. 2 | CHICAGO | 38-24 | W | ABC | 75,594 |
| 1985 | Mon., Dec. 16 | NEW ENGLAND | 30-27 | W | ABC | 69,489 |
| 1986 | Mon., Nov. 10 | at Cleveland | 16-26 | L | ABC | 77,949 |
| 1986 | Mon., Nov. 24 | N.Y. JETS | 45-3 | W | ABC | 70,206 |
| 1986 | Mon., Dec. 22 | NEW ENGLAND | 27-34 | L | ABC | 74,516 |
| 1987 | Sun., Nov. 22 | at Dallas | 20-14 | W | ESPN | 56,519 |
| 1987 | Mon., Dec. 7 | N.Y. JETS | 37-28 | W | ABC | 62,592 |
| 1987 | Sun., Dec. 20 | WASHINGTON | 23-21 | W | ESPN | 65,715 |
| 1987 | Mon., Dec. 28 | NEW ENGLAND | 10-24 | L | ABC | 61,192 |
| 1988 | Mon., Nov. 14 | BUFFALO | 6-31 | L | ABC | 67,091 |
| 1988 | Sun., Nov. 20 | NEW ENGLAND | 3-6 | L | ESPN | 53,526 |
| 1988 | Mon., Dec. 12 | CLEVELAND | 38-31 | W | ABC | 61,884 |
| 1989 | Sun., Dec. 10 | NEW ENGLAND | 31-10 | W | ESPN | 55,918 |
| 1990 | Thur., Oct. 18 | NEW ENGLAND | 17-10 | W | TNT | 62,630 |
| 1990 | Mon., Nov. 19 | L.A. RAIDERS | 10-13 | L | ABC | 70,553 |
| 1990 | Sun., Dec. 9 | PHILADELPHIA | 23-20 | W (OT) | ESPN | 67,034 |
| 1991 | Sun., Nov. 10 | NEW ENGLAND | 30-20 | W | ESPN | 56,065 |
| 1991 | Mon., Nov. 18 | BUFFALO | 27-41 | L | ABC | 71,062 |
| 1991 | Mon., Dec. 9 | CINCINNATI | 37-13 | W | ABC | 60,616 |
| 1992 | Mon., Sept 14 | at Cleveland | 27-23 | W | ABC | 74,765 |
| 1992 | Mon., Nov. 16 | BUFFALO | 20-26 | L | ABC | 70,629 |
| 1992 | Mon., Dec. 14 | L.A. RAIDERS | 20-7 | W | ABC | 67,098 |
| 1992 | Sun., Dec. 20 | N.Y. JETS | 19-17 | W | ESPN | 68,275 |

| YEAR | DATE | OPPONENT | SCORE | | NETWORK | ATTENDANCE |
|------|----------------|-----------------|-------|--------|---------|------------|
| 1993 | Mon., Oct. 4 | WASHINGTON | 17-10 | W | ABC | 68,568 |
| 1993 | Sun., Oct. 24 | INDIANAPOLIS | 41-27 | W | TNT | 57,301 |
| 1993 | Mon., Dec 13 | PITTSBURGH | 20-21 | L | ABC | 70,232 |
| 1993 | Mon., Dec. 27 | at San Diego | 20-45 | L | ABC | 60,311 |
| 1994 | Sun., Oct. 2 | at Cincinnati | 23-7 | W | TNT | 55,056 |
| 1994 | Sun., Dec. 4 | BUFFALO | 31-42 | L | ESPN | 69,358 |
| 1994 | Mon., Dec. 12 | KANSAS CITY | 45-28 | W | ABC | 71,578 |
| 1994 | Sun., Dec. 25 | DETROIT | 27-20 | W | ESPN | 70,980 |
| 1995 | Mon., Sept. 18 | PITTSBURGH | 23-10 | W | ABC | 72,874 |
| 1995 | Sun., Nov. 5 | at San Diego | 24-14 | W | ESPN | 61,996 |
| 1995 | Mon., Nov. 20 | SAN FRANCISCO | 20-44 | L | ABC | 73,080 |
| 1995 | Mon., Dec. 11 | KANSAS CITY | 13-6 | W | ABC | 70,321 |
| 1996 | Sun., Sept. 8 | at Arizona | 38-10 | W | TNT | 55,444 |
| 1996 | Mon., Sept. 23 | at Indianapolis | 6-10 | L | ABC | 60,891 |
| 1996 | Mon., Nov. 25 | PITTSBURGH | 17-24 | L | ABC | 73,489 |
| 1996 | Mon., Dec. 16 | BUFFALO | 16-14 | W | ABC | 67,016 |
| 1997 | Sun., Sept. 21 | at Tampa Bay | 21-31 | L | TNT | 73,314 |
| 1997 | Mon., Oct. 27 | CHICAGO* | 33-36 | L (OT) | ABC | 73,156 |
| 1997 | Mon., Nov. 17 | BUFFALO | 30-13 | W | ABC | 74,155 |
| 1997 | Sun., Dec. 7 | DETROIT | 33-30 | W | ESPN | 72,266 |
| 1997 | Mon., Dec. 22 | NEW ENGLAND | 12-14 | L | ABC | 74,379 |
| 1998 | Mon., Oct. 12 | at Jacksonville | 21-28 | L | ABC | 74,051 |
| 1998 | Mon., Nov. 23 | at New England | 23-26 | L | ABC | 58,729 |
| 1998 | Sun., Dec. 13 | N.Y. JETS | 16-21 | L | ESPN | 74,369 |
| 1998 | Mon., Dec. 21 | DENVER | 31-21 | W | ABC | 74,363 |
| 1999 | Mon., Sept. 13 | at Denver | 38-21 | W | ABC | 75,623 |
| 1999 | Mon., Oct. 4 | BUFFALO | 18-23 | L | ABC | 74,073 |
| 1999 | Sun., Nov. 7 | TENNESSEE | 17-0 | W | ESPN | 74,109 |
| 1999 | Mon., Dec. 27 | N.Y. JETS | 31-38 | L | ABC | 74,230 |
| 2000 | Sun., Sept. 17 | BALTIMORE | 19-6 | W | ESPN | 73,464 |
| 2000 | Mon., Oct. 23 | at N.Y. Jets | 37-40 | L (OT) | ABC | 78,389 |
| 2001 | Sun., Sept. 9 | at Tennessee | 31-23 | W | ESPN | 68,798 |
| 2001 | Mon., Dec. 10 | INDIANAPOLIS | 41-6 | W | ABC | 73,858 |
| 2002 | Sun., Oct. 13 | at Denver | 24-22 | W | ESPN | 75,941 |
| 2002 | Mon., Nov. 4 | at Green Bay | 10-24 | L | ABC | 63,284 |
| 2002 | Sun., Nov. 10 | at N.Y. Jets | 10-13 | L | ESPN | 78,920 |
| 2002 | Mon., Dec. 9 | CHICAGO | 27-9 | W | ABC | 73,609 |
| 2003 | Sun., Sept. 21 | BUFFALO | 17-7 | W | ESPN | 73,458 |
| 2003 | Mon., Oct. 27 | at San Diego* | 26-10 | W | ABC | 73,014 |
| 2003 | Sun., Nov. 23 | WASHINGTON | 24-23 | W | ESPN | 73,578 |
| 2003 | Mon., Dec. 15 | PHILADELPHIA | 27-34 | L | ABC | 73,780 |
| 2004 | Sun., Sept. 19 | at Cincinnati | 13-16 | L | ESPN | 65,705 |
| 2004 | Sun., Sept. 26 | PITTSBURGH® | 3-13 | L | CBS | 72,225 |
| 2004 | Mon., Nov. 1 | at N.Y. Jets | 14-41 | L | ABC | 78,216 |
| 2004 | Mon., Dec. 20 | NEW ENGLAND | 29-28 | W | ABC | 73,629 |
| 2004 | Sun., Dec. 26 | CLEVELAND | 10-7 | W | ESPN | 73,169 |
| 2005 | Fri., Oct. 21 | KANSAS CITY* | 20-30 | L | CBS | 68,350 |
| 2006 | Thur., Sept. 7 | at Pittsburgh | 17-28 | L | NBC | 64,927 |
| 2006 | Mon., Dec. 25 | N.Y. JETS | 10-13 | L | ESPN | 73,500 |
| 2007 | Mon., Nov. 26 | at Pittsburgh | 0-3 | L | ESPN | 57,704 |
| 2009 | Mon., Sept. 21 | INDIANAPOLIS | 23-27 | L | ESPN | 66,227 |
| 2009 | Mon., Oct. 12 | N.Y. JETS | 31-27 | W | ESPN | 69,767 |
| 2009 | Thur., Nov. 19 | at Carolina | 24-17 | W | NFLN | 73,475 |
| 2010 | Sun., Sept. 26 | N.Y. JETS | 23-31 | L | NBC | 70,481 |
| 2010 | Mon., Oct. 4 | NEW ENGLAND | 14-41 | L | ESPN | 69,090 |
| 2010 | Thur., Nov. 18 | CHICAGO | 0-16 | L | NFLN | 68,752 |
| 2011 | Mon., Sept. 12 | NEW ENGLAND | 24-38 | L | ESPN | 66,860 |
| 2011 | Mon., Oct. 17 | at N.Y. Jets | 6-24 | L | ESPN | 78,912 |

TOTALS: 40-38 Monday Night (33-21 home, 7-17 road); 24-11 Other (17-7 home, 7-4 road)

* Game originally scheduled for Sun., Oct. 26 postponed to Mon., Oct. 27 due to Game 7 of World Series

Game played at Sun Devil Stadium in Tempe, Ariz. due to California wildfires

@ Game originally scheduled to start at 1:00 p.m. but moved back to 8:30 p.m. because of Hurricane Jeanne.

% Game originally scheduled for Sunday, October 23 at 1:00 p.m. but moved up to Friday, October 21 at 7:00 p.m. because of the impending arrival of Hurricane Wilma.

DOLPHINS' 10 LARGEST CROWDS

1966-96 = actual attendance

1997-2011 = paid attendance

HOME (Sun Life Stadium, 1987-10)*

| ATTENDANCE | DATE | OPPONENT | RESULT |
|------------|----------|-------------|---------|
| 1. 75,283 | 10/27/96 | Dallas | 10-29 L |
| 2. 74,379 | 12/22/97 | New England | 12-14 L |
| 3. 74,369 | 12/13/98 | N.Y. Jets | 16-21 L |
| 4. 74,363 | 12/21/98 | Denver | 31-21 W |
| 5. 74,320 | 11/19/00 | N.Y. Jets | 3-20 L |
| 6. 74,307 | 12/10/00 | Tampa Bay | 13-16 L |
| 7. 74,295 | 11/21/99 | New England | 27-17 W |
| 8. 74,259 | 11/18/01 | N.Y. Jets | 0-24 L |
| 9. 74,240 | 1/4/09 | #Baltimore | 9-27 L |
| 10. 74,230 | 12/27/99 | N.Y. Jets | 31-38 L |

HOME (Orange Bowl, 1966-86)

| ATTENDANCE | DATE | OPPONENT | RESULT |
|------------|----------|-------------|---------|
| 1. 78,939 | 1/2/72 | #Baltimore | 21-0 W |
| 2. 78,914 | 11/19/72 | N.Y. Jets | 28-24 W |
| 3. 78,744 | 9/22/75 | Oakland | 21-31 L |
| 4. 78,196 | 12/24/72 | #Cleveland | 20-14 W |
| 5. 77,596 | 10/15/72 | San Diego | 24-10 W |
| 6. 76,801 | 11/27/72 | St. Louis | 31-10 W |
| 7. 76,696 | 12/16/72 | Baltimore | 16-0 W |
| 8. 76,029 | 1/6/85 | #Pittsburgh | 45-28 W |
| 9. 75,770 | 12/23/73 | #Cincinnati | 34-16 W |
| 10. 75,594 | 12/2/85 | Chicago | 38-24 W |

ROAD

| ATTENDANCE | DATE | OPPONENT | RESULT |
|------------|----------|------------------------------|--------------|
| 1. 103,667 | 1/30/83 | *Washington (at Pasadena) | 17-27 L |
| 2. 90,163 | 9/9/07 | Washington | 13-16 (OT) L |
| 3. 87,418 | 11/24/11 | Dallas | 19-20 L |
| 4. 85,462 | 1/14/73 | *Washington (at L.A.) | 14-7 W |
| 5. 84,059 | 1/20/85 | *San Francisco (at Stanford) | 16-38 L |
| 6. 80,591 | 1/16/72 | *Dallas (at New Orleans) | 3-24 L |
| 7. 80,374 | 11/18/79 | Cleveland | 24-30 L |
| 8. 80,368 | 10/4/92 | Buffalo | 37-10 W |
| 9. 80,252 | 9/1/91 | Buffalo | 31-35 L |
| 10. 80,235 | 12/23/90 | Buffalo | 14-24 L |

Playoff Game *Super Bowl

*81,176 saw the Dolphins and Giants play on October 28, 2007 at London's Wembley Stadium, which was designated as a Dolphins home game

ATTENDANCE

7 home, 7 away from 1966-1977; 8 home, 8 away from 1979-1981, 1983-86, 1988-11; 4 home, 5 away in 1982; 7 home, 8 away in 1987

TICKETS DISTRIBUTED, REGULAR SEASON

| YEAR | HOME TOTAL | HOME AVERAGE | ROAD TOTAL | ROAD AVERAGE | TICKETS DIST. |
|------|------------|--------------|------------|--------------|---------------|
| 1966 | 183,934 | 26,276 | 243,276 | 34,754 | 427,210 |
| 1967 | 202,874 | 28,982 | 256,029 | 36,576 | 458,903 |
| 1968 | 216,734 | 30,962 | 252,271 | 36,039 | 469,005 |
| 1969 | 242,815 | 34,687 | 280,957 | 40,137 | 523,772 |
| 1970 | 440,141 | 62,877 | 348,918 | 49,845 | 789,059 |
| 1971 | 482,879 | 68,982 | 413,194 | 59,028 | 896,073 |

| YEAR | HOME TOTAL | HOME AVERAGE | ROAD TOTAL | ROAD AVERAGE | TICKETS DIST. |
|------|---------------|-----------------|---------------|-----------------|------------------|
| 1972 | 557,881 | 79,697 | 421,503 | 60,215 | 979,384 |
| 1973 | 551,270 | 78,753 | 474,477 | 67,782 | 1,025,747 |
| 1974 | 537,418 | 76,774 | 409,643 | 58,520 | 947,061 |
| 1975 | 487,758 | 69,680 | 424,325 | 60,618 | 912,083 |
| 1976 | 400,109 | 57,158 | 431,595 | 61,656 | 831,704 |
| 1977 | 370,282 | 52,898 | 405,979 | 57,997 | 776,261 |
| 1978 | 488,068 | 61,009 | 434,188 | 54,274 | 922,256 |
| 1979 | 498,080 | 62,260 | 498,262 | 62,283 | 996,342 |
| 1980 | 423,500 | 52,938 | 463,890 | 57,986 | 887,390 |
| 1981 | 515,103 | 64,388 | 468,204 | 58,526 | 983,307 |
| 1982 | 247,173 | 61,975 | 235,044 | 47,008 | 482,217 |
| 1983 | 527,358 | 65,920 | 490,497 | 61,312 | 1,017,855 |
| 1984 | 542,722 | 67,840 | 488,166 | 61,021 | 1,030,888 |
| 1985 | 560,447 | 70,055 | 514,831 | 64,354 | 1,075,278 |
| 1986 | 538,683 | 67,335 | 556,232 | 69,529 | 1,094,915 |
| 1987 | 476,610 | 68,087 | 451,943 | 56,493 | 928,553 |
| 1988 | 535,851 | 66,981 | 533,744 | 66,178 | 1,069,595 |
| 1989 | 492,455 | 61,557 | 504,448 | 63,056 | 996,903 |
| 1990 | 532,931 | 66,616 | 528,665 | 66,083 | 1,057,287 |
| 1991 | 507,935 | 63,492 | 527,132 | 65,892 | 1,035,067 |
| 1992 | 543,995 | 67,999 | 539,319 | 67,415 | 1,083,314 |
| 1993 | 570,676 | 71,335 | 540,515 | 67,564 | 1,111,191 |
| 1994 | 593,480 | 74,185 | 517,482 | 64,685 | 1,110,962 |
| 1995 | 601,954 | 75,244 | 528,517 | 65,940 | 1,130,471 |
| 1996 | 600,849 | 75,106 | 514,408 | 64,301 | 1,115,257 |

ACTUAL, REGULAR SEASON

| YEAR | HOME TOTAL | HOME AVERAGE | ROAD TOTAL | ROAD AVERAGE | ALL ACTUAL |
|------|---------------|-----------------|---------------|-----------------|---------------|
| 1966 | 177,349 | 25,336 | 237,423 | 33,918 | 414,772 |
| 1967 | 189,815 | 27,116 | 238,289 | 34,041 | 428,104 |
| 1968 | 208,987 | 29,856 | 237,849 | 33,978 | 446,836 |
| 1969 | 226,348 | 32,335 | 264,191 | 37,742 | 490,539 |
| 1970 | 413,422 | 59,060 | 334,422 | 47,774 | 747,844 |
| 1971 | 464,658 | 66,380 | 403,174 | 57,596 | 867,832 |
| 1972 | 544,162 | 77,737 | 414,056 | 59,151 | 880,058 |
| 1973 | 442,482 | 63,212 | 437,554 | 62,508 | 880,036 |
| 1974 | 457,768 | 65,395 | 397,324 | 56,761 | 855,092 |
| 1975 | 453,353 | 64,765 | 401,731 | 57,390 | 855,084 |
| 1976 | 358,817 | 51,260 | 418,727 | 59,818 | 777,544 |
| 1977 | 339,698 | 48,528 | 383,253 | 54,750 | 722,951 |
| 1978 | 465,251 | 58,156 | 421,856 | 52,732 | 887,107 |
| 1979 | 455,137 | 56,892 | 475,116 | 59,390 | 930,253 |
| 1980 | 384,829 | 48,104 | 439,024 | 54,878 | 823,853 |
| 1981 | 489,292 | 61,161 | 459,962 | 57,495 | 949,254 |
| 1982 | 239,346 | 59,837 | 205,948 | 43,390 | 445,294 |
| 1983 | 487,939 | 60,992 | 451,995 | 56,499 | 939,934 |
| 1984 | 524,874 | 65,609 | 471,050 | 58,883 | 995,924 |
| 1985 | 542,228 | 67,812 | 491,990 | 61,499 | 1,034,218 |
| 1986 | 467,288 | 58,411 | 529,603 | 66,200 | 996,891 |
| 1987 | 394,672 | 56,382 | 392,118 | 49,015 | 786,790 |
| 1988 | 469,276 | 58,660 | 470,243 | 58,780 | 939,519 |
| 1989 | 447,663 | 55,958 | 481,003 | 60,125 | 928,666 |
| 1990 | 510,359 | 63,794 | 508,113 | 63,514 | 1,018,472 |
| 1991 | 476,858 | 59,607 | 496,006 | 62,001 | 972,864 |
| 1992 | 512,576 | 64,072 | 505,503 | 63,188 | 1,018,079 |
| 1993 | 537,920 | 67,240 | 519,542 | 64,943 | 1,057,462 |
| 1994 | 558,057 | 69,757 | 506,381 | 63,298 | 1,064,438 |
| 1995 | 560,917 | 70,115 | 501,583 | 62,698 | 1,062,500 |
| 1996 | 545,918 | 68,240 | 476,379 | 59,547 | 1,022,297 |

PAID, REGULAR SEASON

| YEAR | HOME TOTAL | HOME AVERAGE | ROAD TOTAL | ROAD AVERAGE | PAID TOTAL |
|------|---------------|-----------------|---------------|-----------------|---------------|
| 1997 | 574,811 | 71,851 | 522,208 | 65,276 | 1,097,019 |
| 1998 | 581,784 | 72,723 | 546,530 | 68,316 | 1,128,314 |
| 1999 | 592,161 | 74,020 | 547,485 | 68,436 | 1,139,646 |
| 2000 | 589,909 | 73,738 | 528,974 | 66,121 | 1,118,883 |

| YEAR | HOME TOTAL | HOME AVERAGE | ROAD TOTAL | ROAD AVERAGE | PAID TOTAL |
|------|---------------|-----------------|---------------|-----------------|---------------|
| 2001 | 588,127 | 73,515 | 531,480 | 66,435 | 1,119,607 |
| 2002 | 585,523 | 73,190 | 558,981 | 69,872 | 1,144,504 |
| 2003 | 587,787 | 73,473 | 570,449 | 71,306 | 1,158,236 |
| 2004 | 580,808 | 72,601 | 563,061 | 70,382 | 1,143,869 |
| 2005 | 575,256 | 71,907 | 532,541 | 66,567 | 1,107,797 |
| 2006 | 585,973 | 73,246 | 533,282 | 66,660 | 1,119,255 |
| 2007 | 577,835* | 72,229 | 577,126 | 72,140 | 1,154,961 |
| 2008 | 523,919 | 65,489 | 544,046 | 68,005 | 1,067,965 |
| 2009 | 540,342 | 67,543 | 554,353 | 69,294 | 1,094,695 |
| 2010 | 541,959 | 67,745 | 534,090 | 66,761 | 1,076,049 |
| 2011 | 487,089 | 60,886 | 577,292 | 72,162 | 1,064,381 |

*Includes figure of 81,176 for game on October 28, 2007 against New York Giants at London's Wembley Stadium that was designated as a home game.

SEASON TICKETS, PRESEASON

| YEAR | SEASON TICKETS | PRESEASON HOME | PRESEASON ROAD | PRESEASON TOTAL |
|------|-------------------|-------------------|-------------------|--------------------|
| 1966 | 12,503 | 1- 36,366 | 3- 55,154 | 4- 91,520 |
| 1967 | 13,050 | 2- 86,693 | 3- 39,414 | 5-126,107 |
| 1968 | 14,924 | 3-145,257 | 2- 27,003 | 5-172,260 |
| 1969 | 17,478 | 3-140,514 | 3- 67,759 | 6-208,273 |
| 1970 | 26,161 | 4-246,176 | 2- 46,008 | 6-292,184 |
| 1971 | 44,834 | 4-237,753 | 2- 92,344 | 6-330,097 |
| 1972 | 69,303 | 3-222,821 | 3-161,100 | 6-383,921 |
| 1973 | 74,961 | 4-313,411 | 2-104,550 | 6-417,961 |
| 1974 | 67,322 | 3-193,442 | 3-157,681 | 6-351,123 |
| 1975 | 49,026 | 4-213,186 | 2-107,190 | 6-320,376 |
| 1976 | 44,494 | 2-102,338 | 4-227,598 | 6-329,936 |
| 1977 | 34,838 | 2- 81,517 | 4-218,777 | 6-300,294 |
| 1978 | 41,456 | 2- 97,461 | *3-142,278 | 5-239,739 |
| 1979 | 41,140 | 2- 94,095 | 2-118,327 | 4-212,422 |
| 1980 | 38,385 | 2- 83,331 | 2-115,230 | 4-198,561 |
| 1981 | 37,574 | 2- 82,792 | 2-102,272 | 4-185,064 |
| 1982 | 39,208 | 2- 91,938 | 2-115,581 | 4-207,519 |
| 1983 | 42,039 | 1- 38,735 | 3-160,308 | 4-199,043 |
| 1984 | 43,187 | 1- 46,705 | 3-147,125 | 4-193,830 |
| 1985 | 46,435 | 2- 78,686 | 2- 78,501 | 4-157,187 |
| 1986 | 50,729 | 2- 96,581 | 2-104,500 | 4-201,081 |
| 1987 | 63,096 | 2-129,687 | 2-113,016 | 4-242,703 |
| 1988 | 53,839 | 2-101,065 | ±3-152,384 | 5-253,449 |
| 1989 | 44,869 | 2- 92,833 | 2-108,150 | 4-200,983 |
| 1990 | 45,570 | 2- 89,586 | 2-108,853 | 4-198,439 |
| 1991 | 47,148 | 2- 94,038 | #3-175,064 | 5-269,102 |
| 1992 | 43,846 | 2- 92,939 | ‡3-183,934 | 5-276,873 |
| 1993 | 47,996 | 2- 93,129 | 2-111,181 | 4-204,310 |
| 1994 | 48,809 | 2- 98,466 | 3-161,412 | 5-259,878 |
| 1995 | 53,606 | 2-100,301 | 2-101,174 | 4-201,475 |
| 1996 | 60,808 | 2-106,739 | 2- 90,898 | 4-197,637 |
| 1997 | 55,373 | 2-115,182 | @3-198,742 | 5-313,924 |
| 1998 | 56,002 | 2-121,099 | 2-117,457 | 4-238,556 |
| 1999 | 60,042 | 2-121,038 | 2-124,347 | 4-245,385 |
| 2000 | 58,113 | 2-118,990 | 2- 92,826 | 4-211,816 |
| 2001 | 57,803 | 2-118,990 | \$3-147,591 | 5-266,581 |
| 2002 | 56,115 | 2-114,043 | 2-134,440 | 4-248,483 |
| 2003 | 59,066 | 2-121,354 | 2-118,228 | 4-239,582 |
| 2004 | 58,544 | 2-140,090 | 2-129,892 | 4-269,982 |
| 2005 | 53,422 | 2-139,508 | %3-141,400 | 5-280,908 |
| 2006 | 61,121 | 2-139,982 | 2-136,617 | 4-276,599 |
| 2007 | 54,646 | 2-137,059 | 2-139,143 | 4-276,202 |
| 2008 | 46,131 | 2-124,276 | 2-133,935 | 4-258,211 |
| 2009 | 49,415 | 2-117,275 | 2-132,067 | 4-294,342 |
| 2010 | 51,069 | 2-118,252 | 2-133,129 | 4-251,381 |
| 2011 | 42,584 | 2- 94,884 | 2-111,770 | 4-206,654 |

* includes 18,355 in Hall of Fame game at Canton, Ohio; ± includes 70,535 in American Bowl game in London, England; # includes 51,122 in American Bowl game in Tokyo, Japan; ‡ includes 60,813 in American Bowl game in Berlin, Germany; @ includes 104,629 in American Bowl game in Mexico City, Mexico; \$ includes 22,736 in Hall of Fame Game at Canton, Ohio; % includes 22,792 in Hall of Fame Game at Canton, Ohio

HISTORICAL HIGHLIGHTS

1965

- March 3 – Minneapolis lawyer Joseph Robbie meets AFL Commissioner Joe Foss in Washington, and Foss advises Robbie to apply for an expansion franchise in Miami.
- May 6 – Joseph Robbie meets Miami Mayor Robert King High to ascertain the availability of the Orange Bowl stadium, and the mayor agrees to invite the AFL to Miami.
- June 7 – AFL Executive Committee votes to expand in 1966 at a meeting in Monmouth Park, N.J.
- Aug. 16 – AFL awards its first expansion franchise to Joseph Robbie and television star Danny Thomas for \$7.5 million.
- Nov. 27 – Miami picks Kentucky QB Rick Norton and Illinois RB Jim Grabowski in first round of AFL's college draft.
- Dec. 16 – Miami Dolphins, Ltd. organizes as a Florida limited partnership. Joseph Robbie becomes Managing General Partner and Danny Thomas Sports, Inc., becomes the other general partner.

1966

- Jan. 15 – Miami picks 31 players from eight teams in AFL expansion draft. One of the draftees, T Norm Evans of Houston, would play 10 seasons at right tackle.
- Jan. 29 – George Wilson becomes first head coach after eight years coaching the Detroit Lions (57-46-6 and NFL champions in 1957) and one year as a Washington assistant.
- June 8 – AFL merges into NFL with Pete Rozelle as commissioner. An AFL-NFL championship game is scheduled for the next January followed by a common draft.
- July 5 – Dolphins open first training camp at St. Petersburg Beach as 83 players report.
- Aug. 7 – Training camp moves to St. Andrews School in Boca Raton, Fla.
- Sept. 2 – Joe Auer returns opening kickoff 95 yards for Dolphin TD in first regular-season game, but Oakland wins, 23-14, at Orange Bowl before 26,776 spectators.
- Oct. 16 – Dolphins end string of nine losses (four in preseason) by defeating Denver, 24-7, for first win in franchise history.
- Oct. 23 – Miami earns club's first road win with a 20-13 decision over Houston at Rice Stadium.

1967

- June 1 – Joseph Robbie and W. H. Keland purchase the interest of Danny Thomas and agree to equalize present holdings in Miami Dolphins, Ltd., whenever either acquires outside holdings.
- Aug. 19 – Record crowd of 50,822 sees first interleague game, which Atlanta wins, 27-17.
- Sept. 17 – QB John Stofa breaks his right ankle shortly after scoring a TD, and rookie Bob Griese directs 35-21 victory over Denver at Orange Bowl. RB Abner Haynes gains 151 yards in season opener. Griese throws 68-yard TD pass to Joe Auer.
- Nov. 26 – Dolphins end eight-game losing streak by defeating Buffalo, 17-14, on a fourth-down, 31-yard TD pass from Bob Griese to Howard Twilley with 1:01 remaining.

1968

- Aug. 17 – Dolphins gain first interleague victory, 23-7 over Philadelphia at Orange Bowl.
- Aug. 31 – AFL-record crowd of 68,125 at Orange Bowl sees Coach Don Shula's Baltimore Colts win interleague game, 22-13.

1969

- May 10 – Pro football realignment for 1970 places Dolphins in AFC East with Boston, Buffalo, New York Jets and NFL's Baltimore.
- May 16 – Joseph Robbie becomes majority owner of Dolphins when he is joined by five Miami businessmen in purchasing the interest of W. H. Keland.

1970

- Feb. 18 – Don Shula, 40, becomes head coach and vice president after seven years coaching the Baltimore Colts (71-23-4). He succeeds George Wilson, who coached the Dolphins for four years (15-39-2).
- April 11 – Dolphins join scouting combine BLESTO-V.

- April 13 – NFL Commissioner Pete Rozelle gives the Dolphins' 1971 first-round draft pick to Baltimore as compensation for loss of Don Shula.
- April 20 – Don Shula completes coaching staff with Mike Scarry (defensive line), Monte Clark (offensive line), Bill Arnsparger (defensive coordinator), Howard Schnellenberger (offensive coordinator), Carl Taseff (offensive backs) and holdover Tom Keane (defensive backs).
- April 25 – Don Shula meets 47 players for indoctrination camp at University of Miami.
- July 12 – Rookies report to new training headquarters at Biscayne College in North Miami.
- Aug. 29 – Record crowd of 76,712 sees fourth consecutive preseason victory, 20-13 over Baltimore.
- Dec. 20 – Dolphins extend winning streak to six games and clinch franchise's first playoff berth with 45-7 victory over Buffalo at Orange Bowl.
- Dec. 27 – Dolphins drop a 21-14 decision to the Oakland Raiders at the Oakland-Alameda County Coliseum in club's first-ever playoff game.

1971

- Oct. 17 – QB Bob Griese sets NFL record with three consecutive passes for TDs in first quarter of 41-3 victory over New England at Orange Bowl.
- Nov. 7 – Dolphins post first-ever shutout, 34-0 over Buffalo at Orange Bowl, although Bills gained 364 yards.
- Dec. 19 – Record regular-season crowd of 74,215 paid sees Dolphins win first AFC East title by defeating Green Bay, 27-6. FB Larry Csonka becomes club's first 1,000-yard rusher with 1,051 yards, and placekicker Garo Yepremian leads NFL with 117 points.
- Dec. 25 – Dolphins win longest game (82 minutes, 40 seconds) in pro football history, 27-24 at Kansas City, as Garo Yepremian kicks 37-yard field goal in second overtime of AFC semifinal playoff. The victory marked the first postseason win in franchise history.

1972

- Jan. 2 – Dolphins stymie Baltimore, 21-0, for first AFC Championship before 78,629 spectators at Orange Bowl. Colts are scoreless for first time in 97 games and strong safety Dick Anderson returns interception 62 yards for TD.
- Jan. 16 – Dallas rushes for 252 yards in defeating Dolphins, 24-3, in Super Bowl VI before 81,035 spectators at Tulane Stadium in New Orleans.
- April 25 – Dolphins claim 16-year pro QB Earl Morrall, age 38, on waivers from Baltimore.
- Oct. 1 – Dolphins end season ticket sale at record 69,303.
- Oct. 15 – QB Earl Morrall replaces injured Bob Griese (broken right leg, dislocated ankle) at Orange Bowl and finishes 24-10 victory over San Diego for 5-0 record.
- Nov 12 – Don Shula becomes first NFL coach to win 100 regular-season games in 10 seasons as Dolphins smother New England, 52-0, with 501 total yards at Orange Bowl.
- Dec. 16 – Dolphins achieve NFL's first 14-0 regular-season record and break NFL rushing record with 2,960 yards by defeating Baltimore 16-0 at Orange Bowl.
- Dec. 31 – QB Bob Griese comes off bench in 7-7 battle in third quarter after 10-game absence and rallies Dolphins to 21-17 victory at Pittsburgh to repeat as AFC Champions.

1973

- Jan. 14 – Dolphins cap a perfect season in Super Bowl VII at Los Angeles by defeating Washington, 14-7, for NFL's first and only unbeaten, untied record. A 28-yard TD pass from Bob Griese to Howard Twilley and interceptions by linebacker Nick Buoniconti and safety Jake Scott are key plays. Scott, who recorded two interceptions on the day, is named game's MVP, becoming the first defensive back to earn such recognition.
- April 18 – Dolphins surpass NFL record with 74,961 season ticket sales. Kansas City held old record of 72,855 in 1972.
- Sept. 30 – RB Mercury Morris sets a Dolphins single-game rushing record of 197 yards on 15 carries with three TDs (24, 70, 35) in 44-23 win over New England at Orange Bowl. It's a regular season record that stands until 2002 when Ricky Williams eclipses the mark.
- Dec. 15 – WR Paul Warfield catches four TD passes (21, 7, 16, 4) from Bob Griese in first half of 34-7 victory over Detroit at Orange Bowl. Dolphins compile best two-year record (26-2) in NFL history.
- Dec. 30 – Dolphins rush for 266 yards in defeating Oakland 27-10 for unprecedented third straight AFC Championship at Orange Bowl.

1974

- Jan. 13 – Dolphins overpower Minnesota, 24-7, in Super Bowl VIII at Rice Stadium in Houston for second consecutive NFL Championship. FB Larry Csonka gains 145 yards on 33 carries as Dolphins outscore three playoff foes, 85-33. Csonka is honored as game's MVP.
- Jan. 20 – Garo Yepremian kicks five field goals for AFC, including 42-yarder with 21 seconds remaining, for 15-13 victory in Pro Bowl at Kansas City. Yepremian becomes the first Dolphin to be named MVP of the Pro Bowl.
- March 31 – FB Larry Csonka, WR Paul Warfield and RB Jim Kiick sign \$3.3 million package deal in Toronto to play for John Bassett in World Football League.
- July 1 – NFL Players Association declares strike, and Dolphin Managing General Partner Joseph Robbie charges NFLPA with search and destroy mission.
- July 10 – Chicago Tribune Charities cancels July 26 College All-Star Game with Dolphins due to strike.
- July 17 – Seven veterans cross picket line: C Jim Langer, S Jake Scott, TE Jim Mandich, LB Bob Matheson, QB Earl Morrall and RBs Don Nottingham and Mercury Morris.
- Aug. 14 – Strike ends after seven weeks.
- Dec. 15 – Dolphins rally from 24-point deficit to defeat New England 34-27 for 31st consecutive victory (excluding preseason) at Orange Bowl. QB Earl Morrall passes for 288 yards as Miami closes with 11-3 record.
- Dec. 21 – Raiders spoil Dolphins' bid for third consecutive NFL Championship, 28-26, in AFC semifinal at Oakland on 8-yard TD pass from Ken Stabler to Clarence Davis with 26 seconds remaining.

1975

- Sept. 22 – Winning streak at Orange Bowl stops at 31 games after 31-21 loss to Oakland.
- Oct. 22 – World Football League folds after losing \$30 million, but three ex-Dolphins remain under contract to John Bassett.
- Dec. 14 – Dolphins suffer 10-7 loss in overtime at Baltimore on 31-yard FG by Toni Linhart and miss qualifying for playoffs for first time in six years under Don Shula.

1976

- Jan. 22 – Prescription Athletic Turf (grass) approved for Orange Bowl stadium at a cost of \$244,500.

1977

- March 14 – Dolphins agree to 10-year lease for use of Orange Bowl with three-year cancellation notice. New lease doubles rent to \$45,000 per game, but is less than City of Miami's proposed 10 percent of gross ticket sales.
- May 2 – QB Earl Morrall, age 43, who spent five seasons with the Dolphins, retires after a 21-year career. Morrall passed for 20,809 career yards and guided the Dolphins through most of undefeated 1972 season.
- Sept. 11 – QB Bob Griese, forced to wear eyeglasses because of problems with contact lenses, passes for two TDs in 27-21 preseason victory at New York Giants. Griese becomes the first quarterback to successfully wear eyeglasses in NFL game action. The glasses Griese wears in the 1978 AFC NFL Hall of Fame Game are on display in the Pro Football Hall of Fame.
- Nov. 24 – QB Bob Griese becomes first NFL quarterback since 1972 to throw six TD passes in a game, and Dolphins set records of 55 points and 503 yards in 55-14 rout on Thanksgiving Day at St. Louis.
- Dec. 15 – Maxwell Club of Philadelphia names QB Bob Griese as its Pro Player of Year.

1978

- Feb. 17 – Chuck Connor, 40, becomes Director of Player Personnel after three years of scouting for BLESTO. He succeeds Bobby Beathard, who resigned Feb. 7 to become general manager of the Washington Redskins.
- April 17 – Dolphins acquire RB Delvin Williams from San Francisco 49ers in exchange for WR Freddie Solomon, S Vern Roberson and picks in the first and fifth rounds of 1978 draft.
- Nov. 12 – Delvin Williams becomes NFL's first 1,000-yard rusher of 1978 with 144 yards and two TDs in 25-24 triumph at Buffalo, marking 18th straight win over Bills. Williams sets a then-Dolphin record of 1,258 yards rushing in season.

- Dec. 10 – LB Larry Gordon intercepts three passes in 23-6 rout of Oakland Raiders at Orange Bowl to clinch wild-card berth in playoffs.
- Dec. 18 – Garo Yepremian ties NFL record with 16th consecutive field goal, capping 23-3 victory over New England and boosting Dolphins to 11-5 record.

1979

- Jan. 8 – Howard Schnellenberger, receivers and passing game coach, is named head coach at the University of Miami.
- Feb. 22 – FB Larry Csonka, 32, re-signs with Dolphins as a free agent after four-year absence in World Football League (1975) and with NFL's New York Giants (1976-78).
- Oct. 14 – Tony Nathan escapes on record 86-yard punt return for TD as Dolphins defeat Buffalo, 17-7, for 20th consecutive win in series, the NFL's longest consecutive win streak by one team over another.
- Nov. 29 – QB Bob Griese, benched in favor of Don Strock for second straight game, rallies Dolphins to 26 points in second half for 39-24 victory over New England as FB Larry Csonka scores three TDs.
- Dec. 9 – QB Bob Griese completes 17 of 22 passes for 229 yards in 28-10 win at Detroit which clinches AFC East title.
- Dec. 30 – Pittsburgh overpowers Dolphins with 20-point first quarter in 34-14 playoff victory at Pittsburgh, and Steelers eventually win Super Bowl XIV.

1980

- Sept. 5 – Don Shula signs four-year contract through 1983 season, canceling old pact which had one year remaining.
- Sept. 7 – In season opener, running back Joe Cribbs rushes for 60 yards, catches nine passes for 71 yards and scores a TD in Buffalo's 17-7 win at Rich Stadium, ending the Dolphins' 20-game winning streak over the Bills.
- Sept. 21 – QB Bob Griese wins his 100th game, coming off bench and passing for two TDs in fourth quarter for 20-17 victory at Atlanta.

1981

- Feb. 5 – Six-time All-Pro guard Larry Little, 35, retires following a 14-year career which included 12 years with the Dolphins. He ended with 152 career starts.
- June 25 – QB Bob Griese, the 14th passer in football history to eclipse 25,000 yards, retires following a 14-year career with the Dolphins. He had presided over 101 of the 135 victories in the club's history (101-62-3) and was consensus All-Pro in 1971 and 1977. The six-time Pro Bowl quarterback held records of 1,926 completions in 3,429 attempts, 25,092 yards and 56.2 percent passing accuracy. He guided Miami to Super Bowl triumphs in 1972 and 1973.
- July 1 – Dolphin linebacker Rusty Chambers is killed in an automobile accident in Hammond, La.
- Sept. 27 – Coach and son clash as Shula Bowl I has Don Shula opposed by Baltimore rookie punt returner David Shula. Dolphins outlast Colts, 31-28, for fourth straight win in Baltimore.
- Oct. 4 – Wide receiver Nat Moore sets Dolphin record (since broken) with 210 receiving yards (on seven catches) as Miami and New York Jets play to 28-28 tie.
- Nov. 1 – Shula Bowl II, as the Dolphins defeat the Colts and David Shula 27-0 in Miami.
- Nov. 8 – Don Shula captures 200th NFL coaching victory when linebacker Bob Brudzinski intercepts pass in overtime to set up Uwe von Schamann for 30-yard field goal in 30-27 triumph at New England.

1982

- Jan. 2 – Dolphins overcome 24-0 deficit but succumb in overtime, 41-38, to San Diego in highest-scoring playoff game in history. Rolf Benirschke ends four-hour struggle with 29-yard field goal. It is the first game in NFL history where two quarterbacks, Miami reliever Don Strock and San Diego star Dan Fouts, both passed for more than 400 yards. Orange Bowl crowd of 73,735 comprised fourth sell-out of season.
- Sept. 21 – NFLPA calls players strike with games not resuming until November 21.
- Dec. 12 – In one of the most bizarre incidents in Miami Dolphin history, a work release parolee (Mark Henderson) cleared a space on the snow-frozen turf at New England's Sullivan Stadium that enabled the Patriots to kick a late fourth-quarter field goal and win the game, 3-0, before 25,716 fans.
- Dec. 27 – The incredible record of not having won in 16 years in the Orange Bowl continues as the Dolphins score 20 unanswered points in the second half to defeat the Buffalo

1983

- Jan. 8 – For the first time in nine years, the Dolphins win a playoff game, defeating the New England Patriots, 28-13, before 68,842 fans at the Orange Bowl.
- Jan. 16 – The Dolphins choke off the San Diego Chargers famed offense and defeat them, 34-13, before 71,383 fans. The Chargers were held to only 247 yards in total offense, 203 yards below their league-leading average. The win enabled the Dolphins to reach their fourth conference title game in team history and the first since the 1973 season.
- Jan. 23 – A.J. Duhe sets an AFC playoff record with three interceptions, including one for a 35-yard touchdown romp, as the Dolphins defeat the New York Jets for the third time in one season to win the AFC crown, 14-0.
- Jan. 30 – In Pasadena, California, the Dolphins appear in their fourth Super Bowl, and in spite of leading with only 10 minutes to play, they lose, 27-17, to Washington before a sell-out crowd of 103,667 at the Rose Bowl and a TV audience estimated at 115 million. Fulton Walker sets a Super Bowl record with a 98-yard kickoff return for a touchdown as he returns four kickoffs for a total of 190 yards.
- June 25 – Starting linebacker Larry Gordon dies of a rare heart disease while jogging in Arizona at the age of 28. Gordon had been the Dolphins' first-round draft choice in 1976 out of Arizona State.
- Oct. 9 – Quarterback Dan Marino and wide receiver Mark Duper make their first-ever starts for the Miami Dolphins, with Marino passing for 322 yards and Duper netting seven catches for 202 yards. The offensive explosion produces 971 total yards between the Dolphins and Bills, with Buffalo winning the Orange Bowl encounter, 38-35 in overtime.
- Nov. 28 – Dolphin Owner Joseph Robbie announces the signing of Head Coach Don Shula to a multi-year contract.
- Dec. 2 – Bill Arnsparger, the Dolphins' Assistant Head Coach and mastermind of the team's defense, resigns to become the head coach at Louisiana State University. His resignation is effective at the end of the season.
- Dec. 27 – The Dolphins name 54-year-old Chuck Studley as their Defense Coach to replace Bill Arnsparger. Studley had spent the 1983 season as defensive coordinator and then interim head coach of the Houston Oilers.

1984

- March 5 – Miami Dolphin Owner Joseph Robbie announces plans to build a new multi-purpose stadium in north Dade County. Mr. Robbie also announces acquisition of the land and discusses possible stadium funding.
- June 24 – Running back David Overstreet is killed in an automobile accident in Winona, Texas.
- Oct. 21 – Wide receiver Nat Moore catches a 19-yard TD pass from QB Dan Marino for the 58th touchdown of his Dolphin career, surpassing Larry Csonka's all-time club record of 57.
- Nov. 11 – The Dolphins remain the NFL's only unbeaten team as they improve their record to 11-0 (16 straight regular-season wins) with a 24-23 victory over Philadelphia. DE Doug Betters' block of an Eagle PAT with 1:52 remaining in the game seals the win.
- Dec. 2 – The Dolphins lose a 45-34 decision to the Raiders, but QB Dan Marino breaks the all-time NFL record for TD passes in a season with his 37th. His record-breaking touchdown pass, which came on a four-yard toss to Jimmy Cefalo in the first quarter, was the first of four on the day for Marino as he reached the 40-touchdown plateau. He also shatters Dolphin single-game records for most yards passing (470), most completions (35) and most attempts (57).
- Dec. 17 – Miami ends the regular season with the best record in the AFC (14-2) following a 28-21 victory over Dallas. WR Mark Clayton catches three touchdown passes to give him 18 for the season as he eclipses the all-time NFL mark in that category. Dan Marino becomes the first-ever NFL quarterback to pass for over 5,000 yards in a season as he ends up with 5,084. The most prolific passing season in NFL history also consists of 48 touchdown passes, 564 attempts, 362 completions and only 17 interceptions for a franchise record passer rating of 108.9. Both Clayton (73-1,389) and WR Mark Duper (71-1,306) surpass prior Dolphin records for receptions and reception yardage in one season.
- Dec. 20 – QB Dan Marino is named as the NFL's Most Valuable Player by the Associated Press.

1985

- Jan. 6 – The Dolphins defeat the Steelers, 45-28, in the AFC Championship game in Miami to earn a berth in Super Bowl XIX.
- Jan. 8 – Joseph Robbie gives the go-ahead to prepare final plans and specifications to construct the new 75,000-seat Dolphin Stadium.

- Jan. 20 – The Dolphins drop a 38-16 decision to the San Francisco 49ers in Super Bowl XIX before 84,059 fans at Stanford Stadium in Palo Alto, California.
- Feb. 15 – Miami names 42-year-old Mel Phillips as its new defensive backfield coach. Phillips comes to the Dolphins after five seasons in the same capacity for the Detroit Lions.
- March 14 – Following a presentation led by Joseph Robbie to NFL owners at the league meetings in Phoenix, Miami is selected as the site for Super Bowl XXIII (1989).
- Sept. 29 – In a game billed nationally as “Marino-Elway I,” Miami’s Dan Marino wins this one over Denver, 30-26, completing 25 of 43 passes for three TDs and a season-best 390 yards. Veteran WR Nat Moore also produces his top performance of 1985 with the 12th 100-plus yard game of his career.
- Dec. 1 – Owner Joseph Robbie officially breaks ground on the new 75,000-seat Dolphin Stadium.
- Dec. 2 – Led by a swarming defense that produces six sacks and three interceptions, the Dolphins administer the only defeat to be suffered by the eventual Super Bowl champion Chicago Bears, 38-24. A season-high Orange Bowl crowd of 75,594 witness the Monday night affair.
- Dec. 8 – The Dolphins record a 34-24 victory over the Green Bay Packers at Lambeau Field. The mercury at kickoff registers 23 degrees, marking the then-coldest conditions in which the Dolphins have won a game in franchise history at that time.
- Dec. 31 – Owner Joseph Robbie obtains the construction loan and is granted permanent financing for the new Dolphin Stadium.

1986

- Jan. 4 – The Dolphins rally from a 21-3 deficit to defeat the Cleveland Browns 24-21 in an AFC divisional playoff game. Miami is led offensively by Tony Nathan’s 10 receptions for 101 yards and rookie Ron Davenport’s two touchdowns.
- Jan. 12 – Despite 20 tackles by LB Bob Brudzinski, the Dolphins commit six turnovers and lose, 31-14, to the New England Patriots in the AFC Championship game before 74,978 fans in the Orange Bowl. It marks Miami’s first loss in an AFC title game in six tries.
- Jan. 21 – Dolphin C Dwight Stephenson is named the recipient of the NFL’s Man of the Year award at a press conference in New Orleans. The award is in recognition of Stephenson’s outstanding performance on the playing field and in the community.
- Jan. 22 – The Dolphins announce the retirement of Defensive Line Coach Mike Scarry, a member of Don Shula’s staff since 1970. Dan Sekanovich, formerly of the Jets and Falcons, is named to replace him.
- Feb. 19 – Miami appoints Receivers and Quarterbacks Coach David Shula to the position of Assistant Head Coach. In addition, the club names Mike Westhoff as the Special Teams/Tight Ends Coach.
- June 3 – Owner Joseph Robbie plants a ceremonial 30-foot Royal Palm tree to begin a million dollar beautification project near Dolphin Stadium.
- Sept. 6 – Dan Marino signs a multi-year contract to remain as quarterback of the Dolphins. Two days before, Marino’s wife, Claire, had given birth to the couple’s first child – Daniel Charles.
- Sept. 21 – Miami suffers a heart-breaking 51-45 overtime loss to the N.Y. Jets in the Meadowlands as Dan Marino reaches 1,500 career attempts to qualify as the NFL’s top-ranked passer of all-time. Marino finishes the afternoon 30 of 50 for 448 yards and six TDs. The six TDs are a personal high for Marino and tie the team record held by Bob Griese. Mark Duper (154) and Mark Clayton (174) each have over 100 yards receiving in the game.
- Oct. 12 – In what was billed as “Marino-Kelly I,” the Dolphins and Dan Marino (24 of 41 for 337 yards) defeat the Buffalo Bills and Jim Kelly (20 of 28 for 218 yards, two INTs) 27-14 at the Orange Bowl.
- Nov. 24 – The N.Y. Jets enter the Orange Bowl with a nine-game winning streak and the league’s best record at 10-1. They leave with a 45-3 loss as Lorenzo Hampton rushes for 148 yards and two TDs on 19 carries (7.8 average) including a 54-yard TD run. Hampton’s 100 yards snap a streak of 36 regular-season games (41 overall) for Miami without a 100-yard rusher. Marino completes a personal-high 80.6 percent of his passes (29 of 36) for 288 yards and four TDs.
- Nov. 25 – Less than 24 hours after the memorable 45-3 win over the Jets, General Manager Mike Robbie announces at a press conference that Don Shula has signed a multi-year contract to remain as head coach.
- Dec. 14 – Dan Marino sets an NFL career record with the seventh 400-yard game of his career as he passes for 403 yards in a thrilling 37-31 overtime win in Anaheim, Calif., over the playoff-bound L.A. Rams. Marino completes 29 of 46 with five TDs, including a 20-yarder to Mark Duper in OT to win the game. Marino is named AFC Offensive Player of the Week for his efforts.
- Dec. 22 – The Dolphins play their final game in the Orange Bowl – a 34-27 loss to the New England Patriots. New England captures the AFC East title with the win. The Dolphins finish 21

years in the Orange Bowl with an impressive 110-38-3 (.738) regular-season record. Marino sets NFL single-season records for completions (378) and attempts (623).

1987

- Jan. 10 – John Offerdahl is named Old Spice NFL Rookie of the Year
- Jan. 20 – Tom Olivadotti, an assistant for the Cleveland Browns, is named Defensive Coach for Miami. He is put in charge of the overall defense with the prime responsibility of pass defense. Chuck Studley is re-assigned as Linebacker Coach, with prime responsibility of run defense. Linebacker Coach Bob Matheson resigns.
- Jan. 27 – Former Dolphin greets Larry Csonka and Jim Langer are among a group of seven named to the Pro Football Hall of Fame. They join Paul Warfield as the only members of the franchise to earn the honor, with induction scheduled for August 8.
- Aug. 16 – The Dolphins play host to the Chicago Bears in the first game ever played in Joe Robbie Stadium. The date marks the 22nd anniversary of the Dolphin franchise. The Bears put a damper on the festive evening with a 10-3 preseason victory before 63,451. QB Dan Marino (dislocated ring finger on right hand) and LB John Offerdahl (torn right bicep) suffer injuries. Marino is out for three weeks; Offerdahl will miss the first six regular-season games.
- Sept. 22 – NFL Players Association goes on strike; the Dolphins' home contest with New York Giants (first regular-season game in Joe Robbie Stadium) on September 27 is canceled because of strike.
- Oct. 4 – The Dolphins' "replacement" team takes the field for the first time, traveling to Seattle to meet the Seahawks. The Dolphins lose, 24-20.
- Oct. 11 – Miami's replacement team records a 42-0 shutout victory over the Kansas City Chiefs in the first regular season game played in Joe Robbie Stadium. Safety Liffort Hobley (two interceptions, 55-yard fumble recovery for a TD, four tackles, two passes defended) is named AFC Defensive Player of the Week for his efforts. Don Shula and Joe Robbie are given game balls by the replacement team following the contest in honor of Miami's first win in the new stadium. The next week (October 18), the replacement team loses its last game, 37-31 in overtime, to the N.Y. Jets at the Meadowlands.
- Oct. 25 – After four missed weeks of action (one game cancellation, three replacement games), the regular Dolphin players return to action. Miami loses, 34-31, in overtime at home to the Buffalo Bills. The 21-point comeback by Buffalo is the best ever by an opponent against a Dolphins team at the time.
- Nov. 1 – Don Shula wins his 250th regular-season game as the Dolphins defeat Pittsburgh 35-24 at Joe Robbie Stadium.
- Nov. 29 – The Dolphins suffer their first shutout loss (27-0 at Buffalo) since December 12, 1982 – the famous snowplog game at New England (3-0). The game also sees the end of Dan Marino's streak of 30 straight games with at least one touchdown pass. His string is second all-time to Johnny Unitas' 47.
- Dec. 30 – RB Troy Stradford is named NFL Offensive Rookie of the Year by the Associated Press.

1988

- Feb. 29 – Former Dolphin Larry Seiple is named receivers coach. Seiple, who had been out of pro coaching for a year, had been receivers coach at Detroit (1980-84) and Tampa Bay (1985-86).
- July 31 – The Dolphins make their first ever trip abroad and take on the San Francisco 49ers at Wembley Stadium in London for the third-annual American Bowl. Miami comes from behind to defeat the 49ers, 27-21, before 70,535 British fans to open the preseason.
- Oct. 9 – The Dolphins reverse history by defeating the Raiders, 24-17, at the Los Angeles Memorial Coliseum. It marks Miami's first win ever against the Raiders in their home stadium and the Dolphins' first victory over the Raiders in 10 years. The game is played in 96 degree heat - the warmest game in Dolphins' history.
- Oct. 23 – Dan Marino records the second-best single-game passing yardage total in NFL history – 521 yards (Norm Van Brocklin holds the single-game record of 554 yards) and completes 35 of a team record 60 attempts, all to no avail as the N.Y. Jets defeat the Dolphins, 44-30, at Joe Robbie Stadium.
- Oct. 30 – Shula Bowl III – Head Coach Don Shula and his assistant head coach and son, David Shula, are on the opposite side of the field of Mike Shula, a coaches' assistant for Tampa Bay, as the Dolphins defeat the Bucs, 17-14, in Tampa Stadium.
- Dec. 12 – Dan Marino becomes the first quarterback in NFL history to pass for over 4,000 yards four times in a career in the Dolphins' 37-31 win over Cleveland. He also throws for his 193rd career touchdown, setting a new Dolphin record and surpassing the total of former quarterback Bob Griese, who had previously held the mark. Marino tops the record that took Griese 14 seasons to accomplish in only six-plus seasons. Also,

receiver Mark Clayton surpasses Nat Moore in the record books as he catches a pass in his 37th consecutive game.

1989

- Jan. 22 – Joe Robbie Stadium hosts Super Bowl XXIII only two-and-a-half years after its initial opening. San Francisco comes back in the final minutes of the game to defeat the Cincinnati Bengals, 20-16. The game marks the first time since Super Bowl XIII (January 21, 1979) that the NFL's championship game is played in Miami.
- Jan. 23 – Dolphin Linebackers Coach Chuck Studley resigns after five seasons with Miami.
- Jan. 25 – Former Miami Hurricanes defensive coordinator Dave Wannstedt joins the Dolphins coaching staff as linebackers coach.
- Feb. 27 – David Shula, the Dolphins' assistant head coach and passing game coordinator, and Dave Wannstedt, the team's linebackers coach, resign their respective positions to accept new posts with the Dallas Cowboys.
- March 1 – George Hill is named the new linebackers coach for the Dolphins, while John Sandusky, the Dolphins' offensive line coach, is promoted to assistant head coach.
- March 6 – Gary Stevens, formerly of the University of Miami, is named quarterbacks/pass offense coach for the Dolphins.
- May 15 – Chuck Connor, the Dolphins director of player personnel for 11 seasons, announces his resignation to join the Atlanta Falcons as director of pro scouting.
- June 12 – Tom Heckert, formerly a college scout with the Tampa Bay Buccaneers and Cleveland Browns, is named Miami's Director of College Scouting.
- Sept. 17 – In Miami's 24-10 win at New England, Dan Marino throws his 200th career touchdown pass, becoming the 13th player in NFL history to throw for 200 TDs. It was just his 89th career game, and he reaches the 200 touchdown pass mark faster than any quarterback in NFL history.
- Oct. 8 – In Miami's 13-10 overtime win vs. Cleveland, Dan Marino goes over 25,000 yards passing in his career, becoming the 25th player in NFL history to reach the 25,000 yards passing milestone. Marino also breaks Bob Griese's Dolphin team record of 25,092 career passing yards.
- Nov. 12 – Pete Stoyanovich kicks a then-team-record 59-yard field goal in a 31-23 victory over the New York Jets, a kick that also tied the third longest field goal in NFL history at the time.
- Nov. 19 – Miami defeats Dallas, 17-14, in Shula Bowl IV, as Don Shula extends his record to 4-0 in Shula vs. Shula contests. This time Shula was opposed by son Dave, the Assistant Head Coach of the Cowboys.
- Dec. 3 – Dan Marino goes over 3,000 yards passing for the year in Miami's 26-21 loss at Kansas City. It was his sixth season passing for 3,000 yards and he ties Dan Fouts' NFL record of six 3,000 yard seasons.
- Dec. 24 – The Dolphins are eliminated from playoff contention with a 27-24 loss to the Kansas City Chiefs in the season finale at Joe Robbie Stadium. The game is played in 40-degree weather, the coldest home game in the history of the Dolphins.

1990

- Jan. 7 – Joseph Robbie, founder and owner of the Dolphins and the driving force behind the construction of Joe Robbie Stadium, dies of respiratory failure at age 73.
- Jan. 12 – The Miami Dolphins and Robbie Stadium Corporation undergo an organization realignment to ensure continued administration of both entities by the Robbie family. Tim Robbie becomes President of the Dolphins, Dan and Janet Robbie are named Executive Vice Presidents of the team, while Eddie Jones is named Executive Vice President and General Manager of the club. In addition, J. Michael Robbie is named Executive Vice President of Robbie Stadium Corporation.
- Jan. 19 – Dolphin President Tim Robbie announces that the Dolphins have signed Don Shula to a three-year contract to remain as head coach.
- Jan. 27 – Former Dolphins great Bob Griese is among a group of seven named to the Pro Football Hall of Fame. Griese becomes the fourth player in Miami history to earn the honor with induction scheduled for August 4.
- Feb. 7 – Monte Clark, former San Francisco and Detroit Head Coach and Dolphin Assistant Coach, is named Miami's Director of Pro Personnel, while Charley Winner is given expanded duties and is named the club's Director of Player Personnel.
- March 7 – H. Wayne Huizenga, Chairman of the Board and Chief Executive Officer of Blockbuster Video, purchases fifty percent of the Robbie Stadium Corporation (the parent company of Joe Robbie Stadium) as well as a fifteen percent limited partnership in the Miami Dolphins.

- Sept. 9 – Sammie Smith rushes for an opening-day record 159 yards and a touchdown as the Dolphins break a five-year losing streak in season openers with a 27-24 win at the New England Patriots.
- Sept. 16 – Team founder Joe Robbie is the first enshrinee on the “Dolphin Honor Roll” at Joe Robbie Stadium. The Dolphins record a 30-7 triumph over the Buffalo Bills, marking Don Shula’s 200th career regular season win as the team’s head coach.
- Oct. 18 – In Miami’s 17-10 win over the New England Patriots, Don Shula coaches in his 400th career regular season game as a head coach in the NFL.
- Nov. 19 – During halftime of Miami’s 13-10 loss to the Los Angeles Raiders, the team’s four Hall of Fame enshrinees, Larry Csonka, Bob Griese, Jim Langer and Paul Warfield, are inducted into the “Dolphin Honor Roll.”
- Nov. 25 – Miami improves its record to 9-2 and clinches the team’s first winning season since 1987 with a 30-13 win over the Cleveland Browns. Also, Dan Marino goes over 30,000 yards passing in his career, becoming the 11th player in NFL history to reach the 30,000-yard mark. It is just his 114th career game, and he reaches the 30,000-yard plateau faster than any quarterback in NFL history.
- Dec. 9 – The Dolphins earn a 23-20 overtime win over the Philadelphia Eagles and clinch the team’s first playoff berth since 1985.
- Dec. 16 – In Miami’s 24-17 win over the Seattle Seahawks, Dan Marino goes over 3,000 yards passing for the year. It is his seventh season passing for 3,000 yards and he ties Joe Montana’s NFL record of seven 3,000-yard seasons.
- Dec. 19 – Richmond Webb becomes the first rookie offensive tackle – and second rookie offensive lineman overall – to be selected to the NFL’s annual Pro Bowl contest.
- Dec. 23 – Dan Marino throws his 20th touchdown pass of the season in Miami’s 24-14 loss at the Buffalo Bills. It is his eighth season with 20 or more touchdown passes and he ties Johnny Unitas’ NFL record of eight 20-plus touchdown seasons.

1991

- Jan. 5 – The Dolphins return to the playoffs after a four-year absence with a 17-16 win over the Kansas City Chiefs at Joe Robbie Stadium. In the contest, Pete Stoyanovich sets an NFL playoff record with a 58-yard field goal.
- Jan. 12 – Miami drops a 44-34 playoff decision at the Buffalo Bills. The teams combine for 78 points – the highest scoring non-overtime playoff game in history. The only higher scoring playoff game was Miami’s 41-38 overtime loss to the San Diego Chargers on Jan. 2, 1982.
- Jan. 24 – Monte Clark, the Dolphins director of pro personnel, announces his resignation.
- Jan. 27 – Larry Csonka is named to the NFL’s all-time Super Bowl Silver Anniversary team.
- Feb. 2 – Richmond Webb is named NFL Rookie of the Year by The Sporting News.
- March 8 – Mike Shula joins the Dolphins as a Coaches’ Assistant.
- March 26 – The Robbie Family and Wayne Huizenga purchase 107 acres of land adjacent to Joe Robbie Stadium for additional parking and future development.
- May 23 – At the NFL owners meetings in Minneapolis, Joe Robbie Stadium is selected as the site for Super Bowl XXIX (1995).
- Aug. 3 – The Dolphins make the longest road trip in team history as they travel 14,912 round-trip miles to Tokyo to battle the Los Angeles Raiders at the Tokyo Dome in American Bowl ’91. Miami comes from behind to defeat the Raiders, 19-17, before 51,122 Japanese fans.
- Aug. 20 – Dan Marino signs a five-year contract extension to remain as quarterback of the Miami Dolphins.
- Sept. 22 – Don Shula captures the 300th win of his coaching career with Miami’s 16-13 win over the Green Bay Packers. With career coaching win number 300, Shula joins the immortal George Halas (324 wins) as the only NFL coaches to win 300 or more games.
- Nov. 10 – In Miami’s 30-20 win over New England, both Mark Duper and Mark Clayton surpass Nat Moore’s team record of 7,547 career receiving yards. Duper is the first to move past Moore with a 17-yard reception in the first quarter, while Clayton passes Moore with a 32-yard touchdown catch in the fourth quarter.
- Nov. 18 – During halftime of Miami’s 41-27 loss to the Buffalo Bills, former Dolphin great middle linebacker Nick Buoniconti is inducted into the Dolphin Honor Roll.
- Dec. 1 – Dan Marino sets an NFL record as he goes over 3,000 yards passing in a season for the eighth time in his career in Miami’s 33-14 win over Tampa Bay. Marino entered the 1991 campaign with seven such seasons and was tied with Joe Montana for the record.
- Dec. 9 – Miami defeats Cincinnati 37-13 in Shula Bowl V as Don Shula extends his record to 5-0 in Shula vs. Shula contests. This time, Shula teamed with son Mike, a Dolphins coaches assistant, and was opposed by son David, the receivers coach for the Bengals. In the contest, Dan Marino sets an NFL record by throwing his 20th

touchdown pass of the season. It is his ninth season with 20 or more touchdown passes. He entered 1991 with eight such seasons and was tied with Johnny Unitas for the record. Also, Mark Clayton breaks Nat Moore's team record for career TDs (75) and career receiving scores (74) with a 16-yard TD reception in the fourth quarter to give Clayton his 76th career score (75 catch, one punt return) and 75th receiving TD.

- Dec. 15 – Pete Stoyanovich breaks Garo Yepremian's single-season team record of 28 field goals in Miami's 38-30 loss to the San Diego Chargers. Stoyanovich boots his 29th of the year with a 24-yarder in the first quarter. He would go on to hit on 31 field goals during the 1991 season which tied for the league high with Washington's Chip Lohmiller.
- Dec. 22 – The Dolphins drop a 23-20 overtime decision to the New York Jets in a winner-take-all battle for the AFC's final wild card spot. Miami takes a 20-17 lead with just 44 seconds left in regulation on a one-yard scoring toss from Dan Marino to Ferrell Edmunds. However, the Jets move the ball and tie the game at 20-20 on a 44-yard field goal by Raul Allegre with no time left on the clock. New York wins the game in overtime on a 30-yard field goal by Allegre.

1992

- Feb. 1 – Former Dolphin All-Pro center Dwight Stephenson rejoins Miami as assistant offensive line coach.
- Feb. 3 – Hall of Fame defensive tackle Joe Greene is named as the Dolphins' defensive line coach. Greene replaced Dan Sekanovich, who announced his resignation.
- May 20 – Dolphins sign a long-term agreement to build a new training facility at Nova University in Davie, to be ready by the start of the 1993 training camp.
- June 1 – Charley Winner announces his retirement as Miami's Director of Player Personnel. Winner, who had served 37 years in the NFL as a coach and administrator, originally joined the Dolphins in 1981.
- June 4 – Tom Heckert is named as the Dolphins' Director of Player Personnel. Heckert had worked the previous three years as Miami's Director of College Scouting.
- June 12 – Tom Braatz, a 27-year NFL executive with the Atlanta Falcons and Green Bay Packers, is named as Miami's Director of College Scouting.
- July 17 – Don Shula signs a two-year contract extension to continue as the Dolphins' Head Coach through the 1994 season. The extension takes effect at the conclusion of Shula's current contract which expires following the 1992 season.
- Aug. 16 – The Dolphins travel 9,908 round-trip miles and earn a 31-27 preseason win over the Denver Broncos before a crowd of 60,813 fans at Berlin's Olympic Stadium. The game marks the third time overall and second consecutive season that the Dolphins have travelled abroad to play a preseason contest and the win improves Miami's record to 3-0 in games played on foreign soil.
- Aug. 31 – Miami's season opening contest, scheduled for September 6 at Joe Robbie Stadium against the New England Patriots, is rescheduled for October 18, the National Football League announces. The date change is made in the aftermath of Hurricane Andrew, which struck the South Florida area on August 25. Both teams originally were off that weekend, based on the NFL's 16-games-over-17-weeks schedule which allows each team one bye during the season. The Patriots and Dolphins will have their Open Week on September 6, which marks the beginning of the 1992 regular season.
- Sept. 29 – The Dolphins dip into the free agent market and sign perennial all-pro tight end Keith Jackson, a week after a federal-court ruling in Minneapolis made a free agent of Jackson, in addition to Garin Veris, Webster Slaughter and D.J. Dozier.
- Oct. 4 – In a 37-10 win over the Buffalo Bills at Rich Stadium, safety Louis Oliver records three interceptions and returns one of his INTs for a 103-yard touchdown. Oliver's return ties for the NFL's all-time longest interception return with a 103-yard return by San Diego's Vencie Glenn against Denver on November 29, 1987.
- Oct. 18 – Dan Marino throws four touchdown passes as Miami earns a 38-17 win over the Patriots at Joe Robbie Stadium in a game that is rescheduled from September 6 due to the effects of Hurricane Andrew. Marino throws four-or-more touchdowns in a game for the 17th time in his career and ties the all-time NFL record for most career games with four or more touchdown passes with Johnny Unitas.
- Nov. 16 – During halftime ceremonies of Miami's 26-20 loss to the Buffalo Bills, the 1972 Miami Dolphins team, holders of the only perfect season in NFL history and winners of Super Bowl VII, are honored and inducted into the Dolphin Honor Roll.
- Dec. 20 – The Dolphins clinch the team's second trip to the playoffs in the last three seasons with a 19-17 come-from-behind win over the New York Jets at Joe Robbie Stadium. In the contest, Dolphins quarterback Dan Marino throws the 290th touchdown pass of his NFL career and ties Johnny Unitas for second place on the NFL's all-time touchdown pass list.

- Dec. 23 – Dan Marino is named to his team-record seventh Pro Bowl team. He breaks the former team record of six Pro Bowl appearances which he shared with Bob Griese, Bob Kuechenberg and Jim Langer. In addition, Marino is named as a starter in the NFL's annual all-star game for the fifth time in his career and he ties the team record held by Jim Langer.
- Dec. 27 – The Dolphins clinch the AFC East title with a 16-13 overtime win over the New England Patriots at Foxboro Stadium. Miami closes the regular season with an 11-5 record and coupled with Buffalo's 27-3 loss at Houston later in the day, the Dolphins win the team's first division championship since 1985. In addition, the win marks the 300th regular season victory of Dolphins' Head Coach Don Shula's coaching career.

1993

- Jan. 10 – The Dolphins earn a 31-0 win over the San Diego Chargers in the AFC Divisional Playoffs before a crowd of 71,224 at Joe Robbie Stadium. Miami's 31-point margin of victory is the largest by the team in a playoff game. The previous largest margin of victory in the post-season by the Dolphins was three 21-point wins as Miami had a 21-0 win over the Baltimore Colts on Jan. 2, 1972; a 34-13 win over the San Diego Chargers on Jan. 16, 1983; and a 31-10 win over the Seattle Seahawks on Dec. 29, 1984.
- Jan. 17 – The 1992 season comes to a close. Miami suffers five turnovers (two interceptions and three fumbles) as the team drops a 29-10 decision to the Buffalo Bills in the AFC Championship contest before a crowd of 72,703 at Joe Robbie Stadium.
- Jan. 26 – Kim Helton is named the team's offensive line coach. John Sandusky, who served as assistant head coach/offensive line, remains with the team as assistant head coach and assumes the responsibility of coaching the tight ends. In addition, assistant offensive line coach Dwight Stephenson resigns to pursue his interests in the construction and real estate business.
- Jan. 30 – Former Dolphins great Larry Little is among a group of five named to the Pro Football Hall of Fame. The former Dolphin guard becomes the fifth player in Miami history to earn the honor, joining RB Larry Csonka, QB Bob Griese, C Jim Langer and WR Paul Warfield.
- Feb. 7 – The Dolphin coaching staff leads the AFC to a 23-20 overtime win over the NFC in the Pro Bowl contest played in Honolulu, Hawaii.
- Feb. 11 – Mike Shula resigns as a coaches assistant and is named as tight ends coach of the Chicago Bears.
- Feb. 22 – Tony Nathan, who spent the past five years as a coaches' assistant on the Miami Dolphins coaching staff, is promoted to offensive backs coach. In addition, Carl Taseff, who served as the team's offensive backs coach since joining the Dolphins in 1970, will become more active in other areas of the football operation, including personnel scouting and evaluation, and will maintain a continued involvement in various coaching responsibilities.
- May 21 – Kim Helton resigns as offensive line coach to become head coach at the University of Houston. John Sandusky, who served as offensive line coach from 1976-92, resumes his offensive line coaching responsibilities.
- June 1 – Rich McGeorge is named as assistant offensive line/tight ends coach of the Dolphins.
- June 4 – Dolphins hold last practice session at St. Thomas University, which had served as host to team's training facility since July 12, 1970.
- July 11 – Ribbon cutting ceremonies officially open the Dolphins' new training facility on campus of Nova University in Davie, Fla.
- Sept. 12 – Dan Marino surpasses the 40,000-yard passing mark during Miami's 24-14 loss to the N.Y. Jets. He joins Fran Tarkenton (47,003), Dan Fouts (43,040) and Johnny Unitas (40,239) as the only quarterbacks to gain 40,000 passing yards. Marino attains the 40,000-yard mark in only 153 regular-season games and accomplishes the feat faster than any QB in league history. The previous record for fastest ascent to 40,000 yards was 168 games by Dan Fouts.
- Oct. 10 – Scott Mitchell comes off the bench and replaces an injured Dan Marino (torn right Achilles) and throws a pair of touchdown passes to lead the Dolphins to a 24-14 win at the Cleveland Browns. Mitchell enters the game just before halftime and completes 10 of 16 passes for 118 yards with two touchdowns and an interception. Mitchell is named as AFC Offensive Player of the Week for his performance against the Browns. Marino is placed on Injured Reserve on October 13 and misses the remainder of the season.
- Oct. 24 – Dan Marino misses his first starting assignment in 145 consecutive non-replacement regular season games as Miami earns a 41-27 win over Indianapolis. The game marks the first career NFL start at quarterback for Scott Mitchell as he hits on 12 of 19 passes for 190 yards with a touchdown. Mitchell becomes the eighth player to start at quarterback for the Dolphins since Don Shula was named head coach in 1970.

- Oct. 31 – Don Shula wins the 324th game of his coaching career and ties George Halas for the all-time record for most wins by an NFL head coach as Miami earns a 30-10 win over the Kansas City Chiefs. Shula achieves the coaching milestone in his 31st year (482nd game) of his NFL coaching career as compared to 40 seasons (506 games) for Halas to accomplish the feat. On the field, Scott Mitchell throws for 344 yards and three touchdowns and becomes the first Dolphin quarterback other than Dan Marino to pass for over 300 yards and throw three or more touchdown passes since David Woodley gained 408 yards and threw three scores on October 25, 1981, at the Dallas Cowboys.
- Nov. 14 – The Dolphins endure another quarterback injury as Scott Mitchell suffers a separated shoulder during Miami's 19-14 win at Philadelphia. The win enables Don Shula to record the 325th triumph of his coaching career as he becomes the winningest coach in NFL history surpassing George Halas. In the contest, Doug Pederson replaces Mitchell and enters the game in the third quarter with Miami trailing 14-13. He guides the Dolphins to a pair of field goals and the defense holds the Eagles scoreless in the second half to garner the victory.
- Nov. 25 – The Dolphins post a come-from-behind 16-14 win over the defending and eventual Super Bowl champion Dallas Cowboys on Thanksgiving Day on a sleet covered field at Texas Stadium. Miami improves 3-0 on Thanksgiving as the team had posted victories at St. Louis (55-14 on November 24, 1977) and at Dallas (14-7 on November 22, 1973). In the contest, Miami trails 14-13 with just 15 seconds left in regulation and Pete Stoyanovich's 41-yard field goal attempt for the win is blocked by the Cowboys' Jimmie Jones. However, Dallas' Leon Lett attempts to pick up the loose ball and fumbles and Miami's Jeff Dellenbach recovers the ball on the one-yard line with three seconds remaining. Stoyanovich converts on his second chance and boots a 19-yard field goal on the game's final play to win the contest. The win improves Miami's record to an NFL best 9-2, but the team will fail to win another game during the remainder of the season.
- Dec. 13 – During halftime ceremonies of Miami's 21-20 loss to Pittsburgh, former Dolphin great and Hall of Famer Larry Little is honored and inducted into the Dolphin Honor Roll.
- Dec. 14 – Don Shula is named Sports Illustrated Sportsman of the Year. He is the first professional coach to receive the honor.

1994

- Jan. 2 – The Dolphins lose by a 33-27 count in overtime at New England. It is the fifth consecutive loss for the Dolphins and the team is eliminated from the playoffs later in the day as the Raiders rally from a 17-point deficit to win over Denver and qualify for the playoffs.
- Jan. 24 – The trustees of the Miami Dolphins sign a definitive agreement with H. Wayne Huizenga to purchase the Robbie family's interests in the Dolphin franchise. The agreement also includes an option for Huizenga to purchase the Robbies' interest in Joe Robbie Stadium.
- Feb. 8 – Joel Collier joins the Dolphins as a staff assistant, replacing Carl Taseff.
- March 16 – John Gamble is named as the Dolphins' strength coach.
- March 23 – The National Football League clubs approve transfer of the majority interests in the Miami Dolphins from the Robbie family to H. Wayne Huizenga at the annual league meetings in Orlando, Fla.
- May 6 – Rick Weaver, who had served as play-by-play announcer for the Dolphins since 1970, announces his retirement at the club's annual awards dinner.
- June 28 – H. Wayne Huizenga's purchase of the Robbie Family's remaining 85% of the Miami Dolphins as well as their 50% share of the Joe Robbie Stadium is finalized. The closing leaves Huizenga with 100% ownership of both the Dolphins and Stadium.
- July 21 – H. Wayne Huizenga announces that he has entered into a new agreement with Head Coach Don Shula that extends through the 1996 season. Under the new contract extension, Shula assumes the position of Vice President/Head Coach, and also adds an ownership interest in the team.
- Sept. 4 – After missing the final 11 games of the 1993 season with a torn right Achilles' tendon, Dan Marino returns to action as he throws for 473 yards and five touchdowns to lead the Dolphins to a 39-35 win over the New England Patriots at Joe Robbie Stadium. Marino sets an NFL record by throwing for four or more touchdown passes in a game for the 18th time in his career, breaking his tie with Johnny Unitas, and also throws the 300th touchdown pass of his career to join Fran Tarkenton (343 touchdowns) as the only quarterbacks in NFL history with 300-plus career touchdowns.
- Oct. 2 – Shula Bowl VI makes sports history as it marks the first time in the history of the four major American professional sports (football, baseball, hockey and basketball) that a father and son battle as head coaches with Don Shula and the Dolphins taking on his son, Head Coach David Shula, and the Cincinnati Bengals. The elder Shula improves

to 6-0 when coaching against teams which feature one of his sons as a coach or player as the Dolphins earn a 23-7 win over the Bengals.

- Nov. 13 – Chicago's Kevin Butler boots a 40-yard field goal with 54 seconds left in regulation and James Williams deflects a Dolphins field goal attempt with just seven seconds remaining in the game to give the Bears a 17-14 win over the Dolphins in Shula Bowl VII. Miami Head Coach Don Shula battles his son and Bears tight ends coach Mike Shula in the contest and it marks the first time that the elder Shula lost a game in which one of his sons, David or Mike, were either players or assistant coaches on the opposing NFL team.
- Nov. 27 – Quarterback Dan Marino makes history once again with his famous "Clock Play". With the Dolphins trailing the Jets by 18 points in the second half at the Meadowlands, Marino orchestrates a 28-point second-half outburst, including 22 straight to close the contest, as Miami claims a 28-24 victory. All four scores in the second half occur on Marino to Mark Ingram touchdown passes. The game winning points come on first-and-goal with just 22 seconds to play, when Marino approaches the line of scrimmage, appearing poised to clock the ball. However, he takes everyone in the stadium by surprise as he receives the snap, drops back and tosses an eight-yard touchdown pass to Ingram, who ties the Paul Warfield's single-game record of four touchdowns and 24 points, which Warfield achieved against Detroit on December 15, 1973.
- Dec. 7 – Don Shula suffers a torn Achilles' tendon in his right leg and undergoes surgery on the injury on December 9 by Dr. Peter Indelicato and Dr. Dan Kanell. He misses a regular season practice for the first time in his 25 seasons with the team. Shula returns to practice on December 10 and coaches for the remainder of the season on a golf cart.
- Dec. 12 – Bernie Parmalee rushes for 127 yards and scores a pair of touchdowns (one rushing and one receiving) as the Dolphins clinch a playoff spot with a 45-28 win over the Kansas City Chiefs at Joe Robbie Stadium. In the contest, Dolphins Head Coach Don Shula wins his 318th career regular season game and ties George Halas (318 regular season coaching wins) for the all-time record for most career regular season wins by an NFL coach. Center Dwight Stephenson is inducted into the Dolphin Honor Roll during halftime ceremonies.
- Dec. 25 – The Dolphins earn a 27-20 win over the Detroit Lions and clinch the AFC East title. Miami and the New England Patriots both finish with 10-6 records, however the Dolphins win the division title by virtue of a two-game head-to-head sweep over New England during the 1994 season. Dolphins Head Coach Don Shula wins the 319th regular season game of his coaching career and surpasses George Halas (318 regular season coaching wins) for the all-time record for most career regular season wins by an NFL coach. Miami plays on Christmas Day for the second time in team history with the only other Christmas game for the Dolphins being the longest game in NFL history as Miami earned a 27-24 playoff win in double overtime at Kansas City on December 25, 1971.
- Dec. 27 – Defensive tackle Tim Bowens is named NFL Defensive Rookie of the Year by the Associated Press. He becomes the first Dolphins player to win A.P.'s defensive rookie award since A.J. Duhe in 1977.
- Dec. 31 – Dan Marino throws a pair of touchdown passes to lead the Dolphins to a 27-17 win in a First-Round playoff contest against the Kansas City Chiefs at Joe Robbie Stadium. The game is billed as Marino-Montana III and the duel between the two future Hall of Famers lives up to its pregame hype. Marino completes 22 of 29 passes for 257 yards with two touchdowns and no interceptions and Montana counters by hitting on 26 of 37 passes for 314 yards with two scores and an interception. Marino sets an NFL playoff record as he throws for a touchdown pass in his 11th consecutive post-season game and moves past a tie with Montana (San Francisco/Kansas City) and Ken Stabler (Oakland) for the longest all-time streak in NFL post-season history.

1995

- Jan. 9 – Natrone Means rushes for 139 yards and a touchdown to lead the San Diego Chargers to a 22-21 win over the Miami Dolphins in an AFC Divisional Playoff contest at Jack Murphy Stadium. San Diego took a 22-21 lead with just 35 seconds left in regulation as Stan Humphries threw an eight-yard touchdown pass to wide receiver Mark Seay. The Dolphins had one final chance to win the game as Dan Marino drove the team to the Chargers' 30-yard line but Pete Stoyanovich's 48-yard field goal attempt with eight seconds left was wide right.
- Jan. 18 – Assistant head coach/offensive line John Sandusky announces his retirement. A veteran of over three decades of NFL coaching (he concluded his 36th season in 1994), Sandusky was one of only two coaches to serve as offensive line coach on a Don Shula coached team. Sandusky was offensive line coach with the Colts (1963-69) and Dolphins (1976-94) under Shula, while Monte Clark coached the offensive line with the Dolphins under Shula from 1970-75.

- Feb. 6 – Monte Clark is named as the team's offensive line coach. Clark enters his third tour of duty with the Dolphins, re-joining the team after having served as head offensive line coach at Stanford University during 1993-94.
- Feb. 9 – Dolphins Executive Vice President and General Manager Eddie Jones signs a two-year contract to remain in that capacity through the 1996 season.
- May 19 – The Miami Dolphins sign a two-year agreement with WCMQ radio (1210 AM) to be the Spanish radio outlet for Dolphins games. WCMQ replaces WQBA radio, which had been the team's Spanish station for the previous 13 seasons.
- Sept. 3 – The Dolphins open the season with an explosive offensive display in a 52-15 win over the N.Y. Jets at Joe Robbie Stadium. The 52 points are the second-highest single-game total in team history (behind 55 points at St. Louis on November 24, 1977). In addition, the game is played in 94-degree weather, making it the warmest home game in team history.
- Oct. 1 – The Shula coaching family again makes sports history as father and son battle as head coaches with Don Shula and the Dolphins taking on his son, Head Coach David Shula, and the Cincinnati Bengals. The elder Shula improves to 7-1 when coaching against teams which feature one of his sons as a coach or player with a 26-23 win at the Bengals.
- Oct. 8 – Dan Marino passes Fran Tarkenton (3,686 completions) to become the NFL's all-time leader in career pass completions with a six-yard toss to fullback Keith Byars during the Dolphins' 27-24 overtime loss at Joe Robbie Stadium.
- Nov. 12 – Dan Marino becomes the NFL's all-time career passing yardage leader as he jumps past Fran Tarkenton (47,003 career yards) with a nine-yard pass to Irving Fryar in the first quarter of the Dolphins' 34-17 loss to the New England Patriots at Joe Robbie Stadium.
- Nov. 26 – Dan Marino tosses a six-yard touchdown pass to fullback Keith Byars with 1:03 remaining in the first half for his 343rd career scoring pass and becomes the NFL's all-time touchdown pass leader (surpassing Fran Tarkenton's 342 TDs) during Miami's 36-28 loss at Indianapolis.
- Dec. 11 – Guard/Tackle Bob Kuechenberg is inducted into the Dolphin Honor Roll during half-time ceremonies of Miami's 13-6 win over Kansas City at Joe Robbie Stadium. In the contest, Dan Marino breaks the last of Fran Tarkenton's major passing records (6,467 career attempts) with an incomplete pass attempt to wide receiver Randal Hill in the fourth quarter.
- Dec. 24 – The Dolphins post a 41-22 win at St. Louis to finish the regular season with a 9-7 record. The team clinches a playoff berth for the second consecutive season later in the day as the Denver Broncos come from behind late in the contest to win at Oakland and eliminate the Raiders from playoff consideration. Miami's win marks the 347th and final victory in the illustrious head coaching career of Don Shula.
- Dec. 30 – Miami's season ends following a 37-22 loss in an AFC First-Round Playoff Contest in Buffalo. The game is an offensive shootout as the teams combine for an NFL post-season record of 1,038 yards. Dan Marino leads the Dolphins by completing 33 of a career-high 64 pass attempts for 422 yards and a pair of scores, while WR O.J. McDuffie sets team playoff records with 11 catches for 154 yards. The game marks the final contest in Head Coach Don Shula's career.

1996

- Jan. 5 – Don Shula, the winningest coach in the history of the NFL, moves from his role as head coach of the team as he assumes another role within the Dolphins organization. He continues to serve as a partner to owner H. Wayne Huizenga and becomes Vice Chairman of the Board of Directors in addition to his status as a part-owner of the team. Shula leaves the sidelines with an overall record 347-173-6 in his 33 years as a head coach, including the last 26 years with the Dolphins (1970-95). He won Super Bowl titles with Miami in 1972 and 1973, posting a combined 32-2 record in those two seasons, and his 1972 team went 17-0, the only undefeated season in NFL annals.
- Jan. 11 – Jimmy Johnson signs a four-year contract to become head coach of the Dolphins, becoming the third head coach in club history, joining George Wilson (1966-69) and Don Shula (1970-95). Johnson joins the team with one of the most successful coaching records in football on both the professional and collegiate levels before spending the previous two years as an NFL analyst for FOX Sports. He is the first head coach in football history to win both a Super Bowl title (Dallas, 1992 and 1993) and a national collegiate championship (University of Miami, 1987).
- Jan. 16 – Dolphins owner H. Wayne Huizenga announces that Eddie Jones has been named President and Chief Operating Officer of the team, and Jimmy Johnson has been named as the club's General Manager/Head Coach. Jones had spent the last six seasons with the team as the club's Executive Vice President and General Manager.

- Jan. 17 – The Dolphins name Cary Godette (defensive line), Pat Jones (tight ends) and Bill Lewis (defense nickel package) to the coaching staff. Prior to joining the Dolphins, Godette, who replaces Joe Greene, had served as defensive line coach for the Carolina Panthers in 1995, Jones was head coach at Oklahoma State University from 1984-94, and Lewis was head coach at Georgia Tech University from 1992-94.
- Jan. 19 – Kippy Brown joins the Dolphins coaching staff as running backs coach, replacing Tony Nathan. Brown had served as running backs coach with the Tampa Bay Buccaneers (1995) and N.Y. Jets (1990-92).
- Jan. 24 – Bob Ackles is named as the Dolphins Director of Football Operations. Ackles joins the team after serving as Director of Football Administration for the Philadelphia Eagles in 1995 and working three years with the Arizona Cardinals as Director of College Scouting (1992-93) and Assistant General Manager (1994).
- Feb. 16 – The Dolphins name Larry Beightol as assistant head coach/offensive line, replacing Monte Clark. In addition to his coaching the offensive line, Beightol also assumes additional administrative responsibilities involving the entire football staff. Beightol joins the Dolphins after having served as offensive line coach with the Houston Oilers (1995), N.Y. Jets (1990-94), San Diego Chargers (1989), Tampa Bay Buccaneers (1987-88) and Atlanta Falcons (1985-86).
- March 1 – The Dolphins name Kevin O'Neill as head athletic trainer and Brad Roll as assistant strength and conditioning coach.
- April 23 – Dan Marino, who broke every significant career passing record in NFL history during the 1995 season, signs a three-year contract through the 1998 season to remain as quarterback of the Miami Dolphins.
- Aug. 26 – Pro Player, a sports apparel company, enters into a 10-year agreement with Joe Robbie Stadium, home of the Dolphins since 1987, to re-name the stadium Pro Player Park. The deal is worth \$2 million annually over the term of the contract.
- Sept. 1 – The Dolphins defeat the New England Patriots, 24-10, at Pro Player Park, in Jimmy Johnson's debut as head coach. Of the three head coaches in team history, Johnson is the only one to record a victory in his initial game. Also, rookie running back Karim Abdul-Jabbar rushes for 115 yards and a TD on 26 carries in Miami's victory over the Patriots, the first Dolphin rookie since Sammie Smith on November 5, 1989, against Indianapolis to rush for 100 yards. He also becomes the first player in Dolphins history to rush for 100 yards in his NFL debut.
- Sept. 10 – Pro Player Park is re-named Pro Player Stadium.
- Sept. 15 – On his 35th birthday, quarterback Dan Marino throws for 257 yards and three touchdowns as the Dolphins defeat the New York Jets, 36-27, at Pro Player Stadium. One of the scoring passes is a 74-yard strike to rookie fullback Stanley Pritchett, the longest completion to a Dolphins running back in team history.
- Oct. 27 – Quarterback Dan Marino plays in his 191st regular season game, against Dallas at Pro Player Stadium. In the process, he breaks Bob Kuechenberg's club career record for regular season games played of 190. The game is witnessed by 75,651 fans, the highest attendance figure in Pro Player Stadium history. The previous high was 75,129 for Super Bowl XXIII between San Francisco and Cincinnati on January 22, 1989. The former record for a Dolphins game was 73,080 for a November 20, 1995 contest against San Francisco.
- Oct. 29 – WQAM Radio (560 AM) signs a five-year contract for broadcast rights to the Dolphins, Florida Marlins and Florida Panthers. Dolphins football will be aired on WQAM beginning in the 1997 season and through the year 2001. The Dolphins' flagship station had been WIOD Radio since the team's inception in 1966.
- Oct. 31 – At the NFL fall meetings in New Orleans, the league awards the 1999 Super Bowl to the city of Miami. The game will be played at Pro Player Stadium.
- Nov. 10 – A 36-yard completion to O.J. McDuffie in the second quarter puts quarterback Dan Marino over the 50,000-yard mark for his career, the first quarterback in NFL history to reach that plateau. His eight-yard completion to Fred Barnett in the second quarter is the 4,000th completion of Marino's career, also making him the first quarterback in league history to achieve that feat. These accomplishments occur in a 37-13 victory over Indianapolis at Pro Player Stadium.
- Nov. 25 – At halftime of a 24-17 loss to the Pittsburgh Steelers on Monday Night Football at Pro Player Stadium, former Head Coach Don Shula is inducted into the Dolphin Honor Roll.

1997

- Jan. 14 – Miami Dolphins unveil a modified team logo and new uniforms for the 1997 season. The basic logo and team colors remain the same. The sunburst on the logo is more prominently displayed with the elimination of the hashmarks around the sun's perimeters, while the dolphin's features are accentuated by navy highlights. The home

and road jerseys added a script "Dolphins" below the collar, and several subtle accents were added to the uniform to highlight and strengthen the team's traditional colors.

- Jan. 25 – Former head coach Don Shula (1970-95), the NFL's all-time winningest coach with 347 victories, is selected for induction into the Pro Football Hall of Fame in Canton, Ohio.
- March 11 – At the NFL spring meetings in Palm Desert, Calif., the NFL Owners approve limited cross ownership, finalizing H. Wayne Huizenga's ownership of the Dolphins.
- March 21 – Eddie Jones signs a two-year contract extension, which runs through 1998, to remain as the team's president and chief operating officer.
- April 17 – Les Koenning, wide receivers coach at Texas A&M the previous three seasons, is named as an offensive assistant.
- April 18 – The Dolphins unveil the first "official" mascot in team history during a press conference at the team's training facility. He makes his public debut on April 19 at the team's Draft Day party at Pro Player Stadium.
- June 3 – Doug Blevins is named as the team's kicking coach.
- June 4 – "T.D." is picked as the name of the Dolphins official team mascot, it is announced at the team's annual Awards Banquet. Sarah Fernandez and her two sons, Nelson and Vincent, win the "Name the Mascot" contest, and receive two tickets to Super Bowl XXXII in San Diego.
- June 13 – Dan Marino signs a one-year contract extension through the 1999 season.
- July 26 – Don Shula becomes the sixth former Dolphin to be enshrined into the Pro Football Hall of Fame in Canton, Ohio. He is inducted along with Mike Haynes, Wellington Mara and Mike Webster.
- Aug. 4 – The Dolphins travel to Mexico City and earn a 38-19 preseason win over the Denver Broncos before a crowd of 104,629 fans at Estadio Guillermo Canedo. The attendance is the most to ever witness a Dolphins game, surpassing the previous high of 103,667 that saw Miami's 27-17 loss to the Washington Redskins in Super Bowl XVII on January 30, 1983, in the Rose Bowl. The game marks the fourth time overall that the Dolphins have travelled abroad to play a preseason contest and the win improves Miami's record to 4-0 in games played on foreign soil. Miami's previous American Bowl games had been in London (1988), Tokyo (1991) and Berlin (1992). The Dolphins became the first NFL team to win four American Bowl contests, and they also became the first team to win an American Bowl matchup in each of the three continents in which the games have been played.
- Aug. 31 – The Dolphins defeat the Indianapolis Colts, 16-10, at Pro Player Stadium in their 1997 season-opener. It's the Dolphins' first-ever regular season game in the month of August. It also marks their sixth consecutive opening-day victory.
- Oct. 5 – The Dolphins defeat the Kansas City Chiefs, 17-14, at Pro Player Stadium, marking the 300th victory in franchise history, including playoffs. The Dolphins become the second team from the old AFL to reach the 300-win plateau. The Oakland Raiders were the first.
- Oct. 27 – After the Dolphins built a 33-18 fourth-quarter lead, the Chicago Bears storm back for 18 unanswered points, including a Jeff Jaeger 35-yard field goal with 5:35 remaining in overtime, to come away with a 36-33 victory on a Monday night at Pro Player Stadium. It equaled the fourth-largest comeback win ever against Miami. The game originally was scheduled to be played on Sunday, October 26, but was pushed back due to Game 7 of the Marlins-Indians World Series.
- Dec. 14 – The Dolphins are shut out, 41-0, by the Indianapolis Colts in the RCA Dome. The shutout snaps a streak of 162 consecutive games - the second longest active streak in the NFL at the time - in which the Dolphins had scored. The last time Miami had been held scoreless was on November 29, 1987, in a 27-0 loss at the Buffalo Bills.
- Dec. 22 – In the season finale against New England at Pro Player Stadium, left tackle Richmond Webb starts his 110th consecutive regular season game, a new Dolphins record. His 109 straight starts were tied with Jim Langer. The Patriots win the game, 14-12, giving New England the AFC East title. A win by the Dolphins would have made them AFC East champions, but instead they enter the playoffs as a Wild Card team where they must go on the road to face the Patriots the following week, a 17-3 Dolphins loss on December 28.

1998

- Jan. 24 – Former Dolphins center Dwight Stephenson (1980-87) is among a group of five who are elected into the Pro Football Hall of Fame.
- Feb. 11 – Dolphins Head Coach Jimmy Johnson announces changes to the team's coaching staff: Kippy Brown, the Dolphins' running backs coach for the last two years,

is named as offensive coordinator, replacing Gary Stevens; Larry Seiple, formerly the club's wide receiver coach, handles the quarterbacks; Joel Collier, a defensive assistant since 1994, coaches the running backs; Robert Ford, tight ends coach with the Dallas Cowboys since 1991, takes over as Miami's wide receivers coach; and Randy Shannon, an assistant at the University of Miami (Fla.), serves as a defensive assistant on the staff.

- March 23 – Jimmy Johnson signs a one-year contract extension to remain the Dolphins General Manager and Head Coach through the year 2000. Johnson originally signed a four-year contract with the club on January 21, 1996.
- Aug. 1 – Center Dwight Stephenson becomes the seventh former Dolphin to be enshrined into the Pro Football Hall of Fame in Canton, Ohio. He is inducted along with Anthony Muñoz, Mike Singletary, Tommy McDonald and Paul Krause.
- Nov. 29 – In a 30-10 victory over the New Orleans Saints at Pro Player Stadium, quarterback Dan Marino throws three touchdown passes, all to O.J. McDuffie. The second one, a seven-yard strike in the fourth quarter, the 400th TD pass of Marino's career, the first quarterback in NFL history ever to reach that plateau.
- Dec. 21 – The Dolphins record a 31-21 victory over the Denver Broncos at Pro Player Stadium in front of an ABC Monday Night Football audience. The win is Miami's 34th on Monday night, as they surpass Oakland as the winningest team in MNF history.
- Dec. 27 – In a season-ending 38-16 loss to the Falcons in Atlanta, wide receiver O.J. McDuffie catches five passes for 82 yards. His second reception of the afternoon, a 28-yard catch in the second quarter, is his 87th of the season, surpassing Mark Clayton (86 in 1988) as the Dolphins' single-season reception leader. McDuffie finishes the year with an NFL-high 90 receptions, the first Dolphin ever to lead the league in this category.

1999

- Jan. 2 – The Dolphins defeat the Buffalo Bills, 24-17, in an AFC First-Round Playoff game at Pro Player Stadium. It represents Miami's first playoff win since December 31, 1994, when they posted a 27-17 victory over the Kansas City Chiefs in a First-Round contest at Pro Player Stadium.
- Jan. 14 – Dave Wannstedt, head coach with the Chicago Bears from 1993-98, is named the Dolphins' assistant head coach.
- Jan. 21 – Paul Boudreau is named offensive line coach.
- March 2 – Eddie Jones signs a three-contract to remain as the team's President and Chief Operating Officer.
- June 15 – Dan Marino signs a two-year contract extension through 2001.
- Sept. 13 – The Dolphins defeat the two-time defending Super Bowl champion Denver Broncos, 38-21, in a season-opening Monday night game at Mile High Stadium. The win was the 300th during the regular season in Dolphins history.
- Oct. 10 – The Dolphins set a franchise record by posting 25 fourth-quarter points, and in the process erase a pair of nine-point deficits to earn a 34-31 triumph over the Colts at the RCA Dome. Quarterback Dan Marino throws a pair of touchdowns in the final period, including a two-yard strike to Oronde Gadsden with 27 seconds to play, lifting Miami to victory. It marks the 35th time in Marino's career that he has led the Dolphins back from a fourth-quarter deficit for a win.
- Oct. 17 – Dan Marino completes an eight-yard pass to Tony Martin in the first quarter against the New England Patriots at Foxboro Stadium. The completion, the first and only one of the game for Marino, puts him over the 60,000-yard passing plateau for his career, the only quarterback in NFL history to attain that mark. Marino leaves the game following the next series with a shoulder injury, forcing him to miss the next five contests. Damon Huard relieves Marino with the Dolphins trailing 7-0. After his first attempt is picked off and returned for a touchdown by Ty Law, Huard goes on to complete 24 of 42 passes for 240 yards with two touchdowns in leading the Dolphins to a 31-30 victory. The game-winning points occur on a five-yard TD pass to Stanley Pritchett with 23 seconds remaining in the game. The Dolphins become the first team in NFL history to win back-to-back road games when trailing by seven or more points after the third quarter.
- Dec. 5 – Former wide receiver Nat Moore becomes the 12th member of the Dolphin Honor Roll during halftime ceremonies against the Indianapolis Colts at Pro Player Stadium.
- Dec. 12 – Kicker Olindo Mare accounts for two field goals against the Jets at the Meadowlands. His first field goal of the game, a 24-yarder, was his 32nd of the season, breaking Pete Stoyanovich's club single-season records of 31, which Stoyanovich had set in 1991.
- Dec. 21 – Cornerback Sam Madison, kicker Olindo Mare and linebacker Zach Thomas are named to the AFC Pro Bowl squad, the first selection for all three. Madison becomes the first cornerback in team history to be voted to the Pro Bowl squad.

- Dec. 27 – Kicker Olindo Mare boots a 37-yard field goal against the Jets in a Monday night game at Pro Player Stadium. The field goal was his 38th of the season, as he became the NFL's single-season field goal leader, surpassing John Kasay, who had amassed 37 field goals with Carolina in 1996. Mare would finish the season with 39 field goals.

2000

- Jan. 9 – The Dolphins defeat the Seattle Seahawks, 20-17, in an AFC First-Round Playoff game at the Kingdome, the final football game at the stadium. The win is Miami's first road playoff victory since they defeated the Pittsburgh Steelers in the 1972 AFC Championship Game at Three Rivers Stadium. Quarterback Dan Marino completes 17 of 30 passes for 196 yards with one touchdown and no interceptions in the victory, in which he guides a late drive that leads to the game-winning touchdown with 4:48 remaining.
- Jan. 15 – The Dolphins drop a 62-7 decision to the Jacksonville Jaguars in an AFC Divisional Playoff game at ALLTEL Stadium. The contest is the final one in the playing career of quarterback Dan Marino and coaching career of Jimmy Johnson.
- Jan. 16 – Jimmy Johnson, the Dolphins' General Manager/Head Coach since 1996, retires. Dave Wannstedt, the team's Assistant Head Coach in 1999, is named Head Coach.
- Jan. 24 – Jim Bates is named defensive coordinator, replacing George Hill. Clarence Brooks is named defensive line coach, replacing Cary Godette.
- Feb. 1 – Chan Gailey, the Head Coach with the Dallas Cowboys from 1998-99, is named offensive coordinator, replacing Kippy Brown. Randy Shannon, a defensive assistant with the Dolphins from 1998-99, is promoted to linebackers coach.
- Feb. 7 – Mike Shula, the offensive coordinator with the Tampa Bay Buccaneers from 1996-99, re-joins the Dolphins as quarterbacks coach, replacing Larry Seiple. Shula previously had served as an assistant on Miami's coaching staff from 1991-92. Judd Garrett is named as an offensive assistant, and Robert Nunn is named as a defensive assistant.
- Feb. 10 – Quarterback Dan Marino, the Dolphins' first-round draft choice in 1983 and the NFL's all-time leading passer, voids the final two years of his contract, thus becoming a free agent.
- Mar. 13 – Dan Marino announces his retirement from professional football.
- Apr. 14 – The Dolphins unveil Dan Marino's permanent encased locker at the team's Nova Southeastern University training facility, the first of its kind in club history.
- May 3 – The Dolphins name Rick Spielman as Vice President-Player Personnel. Spielman had served as Director of Pro Personnel with the Chicago Bears since 1997.
- June 12 – Huizenga Holdings, Inc., the private company that represents many of the non-publicly traded business interests of the Huizenga family, announces that it retained the investment banking firm of Morgan Stanley Dean Whitter to explore strategic alternatives regarding the financial structure of the Miami Dolphins and Pro Player Stadium. Alternatives include the potential of additional investors in the team and the stadium, as well as naming rights for the stadium.
- Aug. 21 – The portion of N.W. 199 Street in front of Pro Player Stadium is re-named "Dan Marino Boulevard". The new address for the Dolphins' home becomes 2269 Dan Marino Boulevard.
- Aug. 23 – More than 50,000 fans show up at Pro Player Stadium for the public tribute to Dan Marino. The night's festivities include appearances by the five other members of the famed quarterback "Class of '83" – John Elway, Jim Kelly, Todd Blackledge, Tony Eason and Ken O'Brien – as well as former Dolphins Head Coach Don Shula and former Steelers quarterback Terry Bradshaw. The band "Hootie and the Blowfish" provide the musical entertainment, while the four-hour event concludes with a gala fireworks display.
- Sept. 3 – Jay Fiedler opens at quarterback in the Dolphins' season-opener against Seattle at Pro Player Stadium. Fiedler is the first quarterback to start on opening day for the Dolphins other than Dan Marino since 1983. Fiedler completes 15 of 24 passes for 134 yards with one touchdown and no interceptions in the Dolphins' 23-0 win, the third shutout victory on opening day in franchise history and the first since 1983.
- Sept. 17 – The Dolphins defeat the eventual Super Bowl champion Baltimore Ravens, 19-6, in a game that was played through a steady rain at Pro Player Stadium. At halftime of the game, former quarterback Dan Marino has his jersey No. 13 retired, the second Dolphin ever to receive that honor. He also becomes the 13th member of the Dolphin Honor Roll.
- Oct. 23 – On a Monday night at the Meadowlands, the Dolphins hold a commanding 30-7 fourth-quarter lead over the New York Jets. The Jets, however, post 30 of the 37 points scored in the fourth quarter to send the game into overtime, where John Hall ends the four hour, ten minute epic with a 40-yard field goal, 6:47 into the extra period. It

is the largest comeback win ever against the Dolphins, while it also marks the longest game in the history of Monday Night Football.

- Dec. 24 – The Dolphins earn a 27-24 victory over the Patriots on Christmas Eve at Foxboro Stadium to claim the 12th AFC East title in club history and the first since 1994. Thirty-five minutes following the apparent conclusion of the game, both teams are summoned back onto the field after it is determined that three seconds still remain with the Patriots having the ball at their own 40. Michael Bishop's final pass attempt of the game falls incomplete at about the Dolphins' 25.
- Dec. 30 – The Dolphins erase a 14-0 third-quarter deficit by scoring 23 of the next 26 points en route to a 23-17 overtime win against the Colts in an AFC First-Round Playoff game at Pro Player Stadium. It marks the second-largest comeback win in Dolphins postseason annals. The winning points are scored on a 17-yard run by running back Lamar Smith with 3:34 to play in the first overtime. It caps a day in which Smith set an NFL playoff record with 40 rushing attempts. His 209 rushing yards is the second-highest figure in NFL playoff history and the most-ever by a Dolphin (regular season or postseason) at the time.

2001

- Jan. 6 – The Raiders defeat the Dolphins, 27-0, in a Divisional Playoff game in Oakland. It is the first time that Miami has been shutout in 38 postseason contests.
- Jan. 15 – Keith Armstrong is named special teams coach and Tony Wise is hired as offensive line coach.
- Jan. 27 – Former linebacker Nick Buoniconti, who anchored Miami's "No-Name" defense, leading the Dolphins to two straight Super Bowl victories, becomes the eighth former Dolphin to be elected into the Pro Football Hall of Fame, and the first defensive player.
- Feb. 2 – Head Coach Dave Wannstedt signs a one-year contract extension through the 2003 season.
- Mar. 1 – Bob Sanders is named linebackers coach, replacing Randy Shannon, who became the defensive coordinator at the University of Miami.
- May 9 – Vice President of Player Personnel Rick Spielman signs a one-year contract extension through the 2003 season. In addition, Ron Labadie is promoted to Director of College Scouting, after serving as the Dolphins' midwest scout since 1990. Tom Braatz, the team's Director of College Scouting since 1992, is named as a scout, and John Crea is named as the Dolphins' midwest area scout.
- June 4 – George Paton is named Director of Pro Personnel, replacing Tom Heckert, Jr., who was named Director of Player Personnel with the Philadelphia Eagles.
- Aug. 4 – Former linebacker Nick Buoniconti is inducted into the Pro Football Hall of Fame, the eighth Dolphin and first defensive player to earn that honor.
- Sept. 13 – In the wake of the September 11 terrorist attacks, the NFL announces that it will cancel games for the weekend of September 16-17. The Dolphins game against the Buffalo Bills at Pro Player Stadium is re-scheduled for Sunday, January 6.
- Dec. 10 – The Dolphins earn a resounding 41-6 victory over the Indianapolis Colts on a Monday night at Pro Player Stadium, the last game that these two teams would play as AFC East opponents, prior to realignment in 2002. For the Dolphins, it is their 36th victory on Monday Night Football, as they surpass San Francisco as the winningest team in MNF history.
- Dec. 16 – The Dolphins are handed a 21-0 shutout by the San Francisco 49ers at 3Com Park. Coupled with their 24-0 loss to the Jets at Pro Player Stadium on November 18, it marks just the third time in franchise history and the first time since 1970 that the Dolphins suffer two shutout losses in the same season.
- Dec. 22 – Playing their third game in 13 days, the Dolphins drop a 20-13 decision to the New England Patriots in the last regular season game ever played at Foxboro Stadium.
- Dec. 30 – With a 21-14 win over Atlanta at Pro Player Stadium, the Dolphins clinch their fifth playoff appearance in a row, as they become the only NFL team to reach the postseason in each of these five years, a span ranging from 1997-01.

2002

- Jan. 6 – In a game that was originally scheduled to be played on September 16, but cancelled because of terrorist attacks, the Dolphins clinch a home First-Round Playoff game with a 34-7 season ending win over Buffalo, just the fourth time in team history that the Dolphins have played a regular season game in the month of January. On the game's final play, Brock Marion picks off a Travis Brown pass and races 100 yards for a touchdown, as the Dolphins establish a club single-season record for interception returns for touchdowns (five) and defensive touchdowns (six).
- Jan. 28 – Bryan Wiedmeier is promoted to Executive Vice President and Chief Operating Officer

and Rick Spielman is promoted to Senior Vice President – Football Operations/Player Personnel.

- Feb. 5 – The Dolphins name Norv Turner as their Assistant Head Coach/Offensive Coordinator, taking over from Chan Gailey, who had been named Head Coach at Georgia Tech. In addition to serving as Head Coach with the Washington Redskins from 1994-00, Turner also was the offensive coordinator with both Dallas (1991-93) and San Diego (2001).
- Feb. 13 – Head Coach Dave Wannstedt signs a one-year contract extension through the 2004 season.
- March 14 – The Dolphins and WQAM Radio sign a new two-year contract for the station to continue to serve as the team's flagship through 2003.
- June 5 – At the team's annual Kickoff Banquet, President Eddie Jones announces that former running back Larry Csonka will have his uniform jersey No. 39 retired during halftime ceremonies of the Dolphins' December 9 game against Chicago at Pro Player Stadium. Csonka will become the third player to receive this honor, joining QB Bob Griese (No. 12 on May 6, 1982) and QB Dan Marino (No. 13 on September 17, 2000).
- Sept. 8 – The Dolphins record their 11th consecutive opening day victory with a 49-21 decision over the Detroit Lions at Pro Player Stadium. Making his Dolphins debut, RB Ricky Williams rushes for 111 yards and two touchdowns on 20 carries, the fifth-highest rushing total by a player in his initial appearance as a Dolphin.
- Sept. 22 – The Dolphins snap an eight-game losing streak to the Jets with a convincing 30-3 win at Pro Player Stadium. The victory also marks the Dolphins' 17th straight at home during the regular season in the months of August/September. Ricky Williams rushes for 151 yards and a touchdown on 24 attempts, becoming the first player in team history to amass three straight 100-yard rushing games. Coupled with his 132-yard effort the previous week at Indianapolis, his two-game rushing total of 283 yards sets a new Dolphins record, surpassing the old mark of 273, which had been held by Bernie Parmalee since 1994. Williams will go on to break this two-game record three subsequent times during the course of the season.
- Oct. 13 – In their first of four prime-time appearances of the year, the Dolphins register a 24-22 win over the Denver Broncos in their first-ever visit to INVESCO Field at Mile High. Jason Elam's 55-yard field goal with 45 seconds to play gives Denver a 22-21 lead. Olindo Mare counters with a 53-yarder with six seconds remaining to lift the Dolphins to the victory. It marks the first time in NFL history that a kicker from each team has accounted for a field goal of 50 yards or longer with less than a minute to play in a game.
- Nov. 24 – Ricky Williams establishes a new club single-season standard with his sixth 100-yard rushing game of the season with a 143-yard, two-touchdown effort in a 30-3 victory over San Diego at Pro Player Stadium. He breaks the old mark of five, which was first set by Delvin Williams in 1978.
- Dec. 1 – Ricky Williams further etches his name into the Dolphins' record book when he rushes for 228 yards and two touchdowns on 27 carries in a 38-21 loss to the Bills in Buffalo. This single-game total surpasses the previous record of 209 yards, set by Lamar Smith in a 2000 First-Round Playoff victory over Indianapolis. In the process, Williams also surpasses Delvin Williams' club single-season record of 1,258 yards, achieved in 1978. In addition, with Williams overtaking the 1,200-yard rushing mark, the conditional third-round draft choice in 2003 that the Dolphins sent to the Saints in the trade for Williams on March 8, now becomes a second-round pick.
- Dec. 9 – In a 27-9 victory over the Chicago Bears in a Monday night game at Pro Player Stadium, Ricky Williams becomes just the third player (fourth time) in NFL history to amass back-to-back 200-yard rushing games, as he runs for 216 yards and two touchdowns on 31 carries. He joins Hall of Famers O.J. Simpson (1973, 1976) and Earl Campbell (1980) as the only players to achieve this feat. His two-game rushing total of 444 yards is the fourth-most in NFL annals, while his 587 yards over the three-game span is third-most in league history. In the process, he breaks his own club record with his fourth consecutive 100-yard rushing performance. It also represents his fourth straight game with a pair of rushing scores. His total for the game gives him 1,500 yards for the season, as the second-round draft choice that the Saints get from the Dolphins as part of the trade now becomes a first-rounder in '03. At halftime of the game, former FB Larry Csonka has his jersey No. 39 retired, just the third Dolphin ever to receive that honor, joining quarterbacks Bob Griese (No. 12) and Dan Marino (No. 13).
- Dec. 21 – Jason Taylor is credited with 1.5 sacks as he ties Bill Stanfill's club single-season record for sacks with 18.5, during the game against the Vikings at the Hubert H. Humphrey Metrodome. Taylor also extends his streak of consecutive games with a sack to eight. That streak will come to an end in the season finale the following week as he is shut out by the Patriots. Taylor's sack total leads the NFL in 2002, as he becomes the first Dolphin ever to achieve that feat.
- Dec. 29 – Ricky Williams rushes for 185 yards and two touchdowns on 31 attempts against the

Patriots in Miami's first-ever visit to Gillette Stadium. His second score of the game occurs on a 14-yard run in the second quarter, his 16th rushing score of the season and establishes a new Dolphins single-season record for rushing touchdowns, surpassing the previous mark of 15 set by Karim Abdul-Jabbar in 1997. Williams also finishes the year as the team's single-season leader for rushing yards (1,853), attempts (383), 100-yard rushing games (10) and total yards from scrimmage (2,216). His rushing yardage total also leads the NFL in 2002, as he becomes the first Dolphin ever to earn that distinction.

2003

- Feb. 2 – Ricky Williams rushes for 56 yards and two touchdowns on 11 attempts, catches three passes for 18 yards while also forcing a fumble on special teams in the AFC's 45-20 victory over the NFC in the Pro Bowl in Honolulu. For his efforts, Williams is named the game's MVP, just the second Dolphin ever to win that honor, joining kicker Garo Yepremian who came away with the award in the 1974 game.
- Feb. 13 – The Dolphins name Glenn Pires as assistant defensive line coach, replacing Robert Nunn, who left to become defensive line coach with the Washington Redskins. Pires had spent the previous two seasons as linebackers coach with the Detroit Lions.
- May 2 – Tom Braatz, a veteran of 38 seasons as an NFL front office executive, announces his retirement. Braatz had joined the Dolphins in 1992 as Director of College Scouting and spent his final two years with the club as a college scout. Chris Grier, the team's southeast college scout the past three years, is promoted to national scout.
- May 4 – Former Dolphin David Woodley (1980-83), an eighth-round draft choice in 1980 who started at quarterback for the Dolphins in Super Bowl XVII against Washington, passes away in his hometown of Shreveport, La.
- May 9 – Quarterbacks Coach Mike Shula, who played quarterback at the University of Alabama from 1983-86, is introduced as the school's head coach.
- Oct. 27 – The Dolphins record a 26-10 victory over the San Diego Chargers in a Monday night game at Sun Devil Stadium in Tempe, Arizona. The game originally was scheduled to be played at Qualcomm Stadium in San Diego, but is moved because of wildfires that devastate Southern California. After arriving in San Diego Sunday evening, the Dolphins board a flight to Phoenix the morning of the game, at approximately 11:00 a.m. (PT).
- Nov. 23 – In a Sunday night game against Washington at Pro Player Stadium, the Dolphins don orange jerseys in a 24-23 win over the Redskins. It is the first time in franchise history that the Dolphins have worn a jersey color other than white or aqua.
- Nov. 27 – The Dolphins improve their Thanksgiving Day record to 4-1 with a 40-21 victory over the Dallas Cowboys at Texas Stadium. The Dolphins wear their "throwback" jerseys, commemorating the 30th anniversary of the 1973 team that captured the club's second straight Super Bowl title.
- Dec. 15 – At halftime ceremonies against the Philadelphia Eagles at Pro Player Stadium, former wide receivers Mark Duper and Mark Clayton become the 14th and 15th members of the Dolphin Honor Roll.
- Dec. 21 – In a 20-3 win over the Buffalo Bills at Ralph Wilson Stadium, DE Jason Taylor registers three sacks, and in the process becomes the Dolphins' all-time sack leader, surpassing Bill Stanfill, whose mark of 67.5 had stood since 1976.
- Dec. 29 – Owner H. Wayne Huizenga announces that the Dolphins will restructure their football operations for the 2004 season, including the search for a General Manager who will be responsible for all personnel matters on both the professional and college levels, as well as the makeup of the Dolphins roster. Head Coach Dave Wannstedt is given a two-year contract extension through the 2006 season.

2004

- Jan. 12 – Rick Spielman is promoted to General Manager from Senior Vice President-Football Operations/Player Personnel, a position in which he had served since 2002. He first joined the club as Vice President-Player Personnel since 2000. In addition, Dan Marino is named Senior Vice President/Football Operations.
 - Jan. 26 – Joel Collier is promoted to offensive coordinator from running backs coach. He takes over the spot which became vacant when Norv Turner was named Head Coach with the Oakland Raiders. Marc Trestman, who had been with the Raiders each of the previous three seasons, including the last two as offensive coordinator, is named assistant head coach/quarterbacks. Miami native Jerry Sullivan is appointed wide receivers coach after spending each of the previous three seasons with the Arizona Cardinals, including 2003 as the team's offensive coordinator.
 - Feb. 2 – Bernie Parmalee is promoted to running backs coach from assistant special teams/
-

offensive assistant, while Chris Foerster is named tight ends coach after handling that same position with the Indianapolis Colts each of the previous two seasons.

- Feb. 3 – Dan Marino resigns as Senior Vice President/Football Operations, saying, “I knew it would involve a significant lifestyle change but after further reflection, it became clear that those adjustments were ones that my family and I are not prepared to make at this time. As a result, I have decided that it would not be in the best interests of either my family or the Miami Dolphins to assume the role as the team’s Senior Vice President of Football Operations.”
- May 10 – Head Coach Dave Wannstedt announces several adjustments to the coaching staff for the 2004 season. Chris Foerster, who was hired earlier in the offseason to coach the team’s tight ends, was named offensive coordinator. Joel Collier will return to coaching the running backs, a position that he had held since 1998. Bernie Parmalee, who had been named running backs coach in the offseason following two years as an offensive assistant, will tutor the Dolphins’ tight ends. These changes were necessitated because of health-related reasons on the part of Collier.
- July 25 – Running back Ricky Williams informs the Miami Herald of his intention of retiring from professional football.
- July 30 – On the day the Dolphins report for the 39th training camp in franchise history, the club places Ricky Williams on its Reserve/Did Not Report list.
- Sept. 9 – Because of the threat of Hurricane Ivan, the Dolphins regular season opener against Tennessee is moved up one day, from September 12 to September 11, at Pro Player Stadium.
- Sept. 26 – Kickoff for the Dolphins-Steelers game at Pro Player Stadium is moved from 1:00 p.m. to 8:30 p.m., one day after South Florida feels the effects of Hurricane Jeanne.
- Oct. 10 – Kicker Olindo Mare aggravates a calf injury during pre-game warm-ups prior to a game against New England at Gillette Stadium. It thrusts return man Wes Welker into kicking duties. Not only did Welker perform his usual punt and kickoff return chores, but he also converted both a 29-yard field goal attempt and a PAT, and kicked off as well, becoming the first player in NFL history to do all five in the same game. Although the Dolphins lost, 24-10, Welker was named AFC Special Teams Player of the Week.
- Nov. 9 – Dave Wannstedt steps aside as head coach. Defensive coordinator Jim Bates takes over on an interim basis.
- Nov. 21 – In Jim Bates’ first game as head coach, the Dolphins suffer a 24-17 loss at Seattle, dropping their record to 1-9, clinching the franchise’s first losing season since 1988.
- Nov. 28 – After spending the entire week in San Francisco preparing for their game against the 49ers, the Dolphins give Jim Bates his first win as an NFL head coach by virtue of their 24-17 victory at Monster Park.
- Dec. 25 – While in Orlando, Fla., preparing for his team’s Capital One Bowl game against Iowa, LSU Head Coach Nick Saban announces that he will accept an offer to become the sixth head coach in Dolphins history.
- Dec. 27 – Nick Saban signs a five-year contract to become head coach of the Dolphins.

2005

- Jan. 10 – Owner H. Wayne Huizenga announces major organizational and stadium changes through the creation of an innovative sports and entertainment company, Dolphins Enterprises, LLC. This company now will serve as an umbrella for all of the Huizenga sports and entertainment entities. In addition, Pro Player Stadium is re-named Dolphins Stadium. Improvements to the stadium include a remodeled club level and luxury suites, improved traffic flow, additional parking and state-of-art scoreboards.
- Jan. 10 – Derek Dooley, Will Muschamp and Bobby Williams, all of whom were on Nick Saban’s staff at LSU in 2004, are named as assistants on the Dolphins’ staff. Scott O’Brien, the special teams coach with Carolina the past six seasons, is named Coordinator of Football Operations. Jim Bates informs Nick Saban that he will not be returning to the Dolphins’ coaching staff in 2005.
- Jan. 13 – Former Dallas Cowboys and NFL executive Joe Bailey is named Chief Executive Officer of Dolphins Enterprises, LLC.
- Jan. 19 – Former Minnesota Vikings offensive coordinator Scott Linehan is named to the same post with the Dolphins. George Edwards, Travis Jones and Dan Quinn all are named assistants on the defensive side of the ball.
- Jan. 25 – Charlie Baggett is named wide receivers coach and Hudson Houck is named offensive line coach. Baggett had held the same position with the Minnesota Vikings for the previous five seasons, while Houck had tutored the offensive line of the San Diego Chargers since 2002.

- Feb. 2 – Jason Garrett, who concluded his 12-year career as a player by spending the final six games of 2004 with the Dolphins, is named the team's quarterbacks coach.
- Feb. 5 – In his first year of eligibility, former quarterback Dan Marino is one of four elected into the Pro Football Hall of Fame, becoming the ninth former Dolphin to earn this honor.
- Feb. 14 – Tim Davis is named assistant offensive line coach and Bert Hill is named associate strength coach.
- March 1 – Richard Smith is named defensive coordinator. Smith had been the assistant head coach/linebackers with the Detroit Lions for the past two seasons. In addition, Dolphins Head Coach Nick Saban announces the assignments of several coaches who had previously been hired to the staff; Derek Dooley-tight ends, George Edwards-linebackers, Travis Jones-assistant defensive line, Will Muschamp-assistant head coach/defense, Dan Quinn-defensive line, Bobby Williams-running backs. Among his responsibilities, Muschamp will work with the team's safeties and the nickel package.
- March 15 – The Dolphins enter into a multi-year partnership with 790 The Ticket, in which the station will serve as the team's flagship through at least the 2006 season.
- June 3 – General Manager Rick Spielman announces that he is leaving the organization.
- June 6 – The Dolphins announce the hiring of Randy Mueller as general manager.
- June 8 – The Dolphins waive/fail physical DT Tim Bowens, the team's first-round draft choice in 1994, paving the way for him to retire as a Dolphin. Bowens had been the last tie to the Don Shula-era. At the team's annual Awards Banquet, it is announced that the Leadership Award is renamed the "Don Shula Leadership Award." In addition, former team President Eddie Jones is named the first winner of the new "Winning Edge Award."
- June 9 – Former tackle Richmond Webb signs a one-day contract with the team, allowing him to retire as a Dolphin.
- July 14 – Former wide receiver Nat Moore is added to the Dolphins radio broadcast team on 790 The Ticket as the sideline reporter. He joins fellow former Dolphins Jimmy Cefalo (play-by-play) and Joe Rose (analyst), as the Dolphins become the only NFL team to have three alumni on their game broadcasts.
- Aug. 7 – QB Dan Marino becomes the ninth former Dolphin and eighth player to be inducted into the Pro Football Hall of Fame in Canton. More than 20,000 – most of whom are Marino fans – pack Fawcett Stadium. Dolphins owner H. Wayne Huizenga flies team employees and their families to Canton for the ceremonies.
- Oct. 6 – Dolphins Stadium is awarded Super Bowl XLIV following the 2009 season, the second time in a matter of four years and the 10th time overall that the Super Bowl will have been staged in South Florida.
- Oct. 7 – The Dolphins announce that the busts of their nine Hall of Famers will be on display at Dolphins Stadium from October 22-29 as part of the newly created "Gallery of Legends."
- Oct. 20 – The impending arrival of Hurricane Wilma forces the Dolphins to move their Sunday, October 23 home against the Kansas City Chiefs up two days to Friday, October 21 at 7:00 p.m. It is the third time in two years that the Dolphins have had either the date or time of a home game altered because of a hurricane. The opening of the "Gallery of Legends," slated for October 22, also is postponed.
- Nov. 2 – The "Gallery of Legends" makes its public debut at Dolphins Stadium.
- Nov. 6 – At halftime of the Dolphins' game against the Atlanta Falcons at Dolphins Stadium, Dan Marino is presented with his Hall of Fame ring, an event that originally was scheduled to take place at the October 23 game against Kansas City, but postponed because of Hurricane Wilma.
- Dec. 4 – Trailing the Buffalo Bills 21-0 in the second quarter, the Dolphins go on to score 24 of the game's next 26 points, including 21 in the fourth quarter, as they register the second-largest comeback win in team history, 24-23. Chris Chambers highlights the victory as he sets Dolphins single-game records for both receptions (15) and receiving yards (238).
- Dec. 11 – The Dolphins earn a 23-21 victory over the San Diego Chargers at Qualcomm Stadium. It marks Miami's second win on the West Coast in a matter of three weeks, as they recorded a 33-21 victory over the Raiders in Oakland on November 27. It is the first time in team history that they have won two road games in the Pacific Time Zone in the same season.
- Dec. 21 – WR Chris Chambers, DE Jason Taylor and LB Zach Thomas are named to the AFC Pro Bowl squad. For Thomas, it is the sixth selection of his career, the most of any defender in Dolphins history.

2006

- Jan. 10 – Bryan Wiedmeier is elevated to President/COO of the Miami Dolphins. Wiedmeier had served the club since 1981, including the last four years as Executive Vice President/COO.
- Jan. 22 – Former Buffalo Bills Head Coach Mike Mularkey is named offensive coordinator, taking over for Scott Linehan, who after just one year in his post with the Dolphins, was named head coach with the St. Louis Rams.
- Jan. 24 – Former Carolina Panthers and Houston Texans Head Coach Dom Capers joins the Dolphins staff as a special assistant to Head Coach Nick Saban.
- Apr. 8 – In conjunction with Season Ticket Holder Appreciation Day, Dolphins Enterprises CEO Joe Bailey announces a major repositioning of Dolphins Stadium. Anchored by the unveiling of a new stadium logo and the world's largest hi-definition video boards, the announcement included renaming the stadium "Dolphin Stadium" and a marketing strategy that will position the stadium to be one of the world's leading sports and entertainment facilities.
- Apr. 25 – The NFL announces that running back Ricky Williams will be suspended for at least one year for violating the league's substance abuse policy.
- Nov. 19 – Jason Taylor scores on a 51-yard interception return to lead the Dolphins to a 24-20 win over the Minnesota Vikings at Dolphin Stadium. Taylor's touchdown is the seventh of his career, which ties George Martin's NFL record for most career touchdowns by a defensive lineman. Taylor's interception return for a score, coupled with safety Renaldo Hill's 48-yard fumble return for a touchdown, marks just the second time in franchise history that the Dolphins have had a fumble return for a touchdown and an interception return for a touchdown in the same game.
- Dec. 3 – Former safety Dick Anderson becomes the 16th member of the Dolphin Honor Roll during halftime ceremonies of the game against Jacksonville at Dolphin Stadium.
- Dec. 19 – Linebacker Zach Thomas and defensive end Jason Taylor are named to the AFC Pro Bowl squad. For Thomas, it is the seventh such honor of his career, tying him with Richmond Webb for the second-most selections in franchise history.
- Dec. 25 – At halftime ceremonies of the Jets game at Dolphin Stadium, former tackle Richmond Webb becomes the 17th member of the Dolphin Honor Roll.

2007

- Jan. 3 – Head Coach Nick Saban resigns his post with the Dolphins after accepting the same position at University of Alabama.
- Jan. 5 – Defensive end Jason Taylor is named the Associated Press Defensive Player of the Year, becoming the third Dolphin to earn that honor, joining safety Dick Anderson (1973) and defensive end Doug Betters (1983).
- Jan. 19 – Cam Cameron, the offensive coordinator with the San Diego Chargers since 2002, is named the seventh head coach in Dolphins history.
- Feb. 2 – At an international press conference at the Miami Beach Convention Center, it is announced that the Dolphins will take part in the first-ever NFL regular season game to be staged outside of North America, as they will face the New York Giants on October 28, 2007 at London's Wembley Stadium.
- Mar. 16 – Dennis Sym, more commonly known to Dolphins Fans as "Dolfan Denny" dies at the age of 72. Sym led Miami crowds in cheers and chants in his glittering orange and aqua hat from the Dolphins' first game in 1966, starting in the stands. In 1976, then team owner Joe Robbie asked Denny to move down to the field as the team's official motivator. Sym retired in 2000.
- Apr. 23 – WQAM Radio enters into an agreement with the Dolphins to air Dolphins games once again, starting in 2007 and running through at least 2009.
- Oct. 7 – Jason Taylor starts his 119th straight game in a matchup against the Texans at Houston's Reliant Stadium, setting a new Dolphins record, one that was formerly held by Richmond Webb.
- Oct. 21 – In a 49-28 loss to the New England Patriots at Dolphin Stadium, Jason Taylor intercepts a Matt Cassel pass and returns it 36 yards for a TD, giving him eight career touchdowns. In the process, he sets an NFL record for most career touchdowns by a defensive lineman. He had been tied with former New York Giant George Martin.
- Dec. 16 – Three plays after Matt Stover misses a 44-yard field goal attempt on the first possession of overtime, Cleo Lemon hits Greg Camarillo, who outraces a Ravens secondary for a 64-yard touchdown, as the Dolphins record a 22-16 victory over Baltimore at Dolphin Stadium, their lone win of 2007. At halftime of the game, the Dolphins honor their 1972 Perfect Season Team, who are celebrating its 35th anniversary of having gone 17-0.

- Dec. 20 – Bill Parcells, a head coach in the NFL for 19 years, most recently with Dallas in 2006 and whose teams reached the Super Bowl three times, including a pair of championships, is named the Dolphins' Executive Vice President of Football Operations.
- Dec. 23 – Jason Taylor plays in his 129th straight league game in a contest against the Patriots at Foxborough Stadium, establishing a new Dolphins record, one that was formerly held by Jim Langer.
- Dec. 31 – It is announced that General Manager Randy Mueller will be leaving the club.

2008

- Jan. 2 – Jeff Ireland, a member of the Dallas Cowboys personnel department since 2001, including the past three seasons as Vice President of College Scouting, is named General Manager.
- Jan. 3 – Head Coach Cam Cameron and all but two members of his staff (George Edwards, Steve Hoffman) are released from their duties.
- Jan. 16 – Tony Sparano, a veteran of nine seasons as an NFL assistant, including the past four with the Dallas Cowboys, is named the eighth head coach in Dolphins history.
- Feb. 3 – Just prior to kickoff of Super Bowl XLII between the Patriots and Giants at University of Phoenix Stadium, Jason Taylor is named the Walter Payton NFL Man of the Year for his work off the field. He becomes the third player to win this prestigious award as a Dolphin, joining a pair of Hall of Famers in Dwight Stephenson (1985) and Dan Marino (1998).
- Feb. 22 – Owner Wayne Huizenga announces that Stephen M. Ross of New York and Palm Beach has become a 50 percent partner in the franchise, the stadium and the surrounding developable land. The transaction is contingent upon approval of the National Football League.
- March 31 – At the NFL Annual Meeting in Palm Beach, Fla., the league's owners unanimously approve the sale of 50 percent of the Miami Dolphins to Stephen M. Ross.
- Apr. 22 – Owning the No. 1 pick in the NFL Draft for the first time in team history, the Dolphins sign University of Michigan tackle Jake Long to a multi-year contract, making him the top pick in the draft, four days before the first day of the draft (April 26).
- Sept. 21 – The Dolphins defeat the New England Patriots, 38-13, at Gillette Stadium, snapping the Patriots' 19-game regular season winning streak. In the game, the Dolphins unveil their Wildcat offense, which produces four touchdowns, each of which involves Ronnie Brown. They include three rushing scores while Brown also throws a touchdown. Brown racks up four rushing scores overall on the afternoon, a new Dolphins record.
- Dec. 7 – The Dolphins and Bills take part in the NFL's first-ever regular season game staged in Canada as the Dolphins record a 16-3 victory at the Rogers Centre in Toronto.
- Dec. 14 – At halftime of a 14-9 win over San Francisco at Dolphin Stadium, Bob Baumhower and Doug Betters become the 18th and 19th members of the Dolphin Honor Roll during halftime ceremonies.
- Dec. 21 – The Dolphins rack up 403 yards of total offense en route to a 38-31 victory over Kansas City at Arrowhead Stadium. It's a game in which the lead changes hands seven times. The mercury at kickoff read 10 degrees, making it the coldest game in Dolphins history. With a wind chill, the temperature is minus-12 degrees.
- Dec. 28 – The Dolphins cap a 10-game turnaround from 2007 with a 24-17 victory over the Jets at the Meadowlands, giving the Dolphins a record of 11-5 and the AFC East title, just one year after finishing 1-15. The 10-game improvement ties the 1999 Indianapolis Colts for the largest in NFL history.
- Dec. 30 – The National Football League announces that Dolphin Stadium will host the Pro Bowl on January 31, 2010, one week prior to also hosting Super Bowl XLIV. It will be the first time the game is played prior to a Super Bowl and only the second Pro Bowl played in the same city as the Super Bowl. The Los Angeles Coliseum hosted the first Super Bowl on January 15, 1967 as well as that year's Pro Bowl.

2009

- Jan. 15 – Dave DeGuglielmo is named offensive line coach. DeGuglielmo comes to the Dolphins with 18 years of coaching experience, including spending the previous five seasons with the New York Giants.
- Jan. 20 – Wayne Huizenga and Stephen M. Ross jointly announce that Ross has closed on the purchase of an additional 45 percent of the Miami Dolphins and Dolphin Stadium. Coupled with his earlier purchase of 50 percent of the franchise, the stadium, and the excess developable land last February 22, Ross now has 95-percent ownership of the Dolphins and the stadium while Huizenga will retain a five-percent share of both and remains a 50 percent partner in that land.

- Jan. 20 – Rookie tackle Jake Long is added to the AFC Pro Bowl squad. He becomes just the fourth No. 1 overall pick in the draft to earn this honor since 1970, and the first one who was not a running back.
- Feb. 21 – Darren Rizzi is named assistant special teams coach. Rizzi joins the Dolphins after spending the 2008 season as the head coach at the University of Rhode Island.
- May 3 – Mike Dee is named as Chief Executive Officer of the Miami Dolphins and Dolphin Stadium by Dolphins Owner and Managing General Partner Stephen M. Ross. Dee is responsible for the business development and growth of both entities and to position the team and the stadium in the forefront of the sports and entertainment field. Dee joins the Dolphins after 14 years in Major League Baseball, including the last five as Chief Operating Officer of the Boston Red Sox.
- May 8 – Owner and Managing General Partner of the Miami Dolphins, Stephen M. Ross, and celebrated singer songwriter Jimmy Buffett announce that Dolphin Stadium will be renamed Land Shark Stadium. The unique branding brings Buffett's Margaritaville and Land Shark themes to enhance the game-day experience. To mark the announcement, Buffett performs three songs and unveils the new lyrics to his iconic song "FINS", written expressly for the team.
- June 25 – Stephen M. Ross, Owner and Managing General Partner of the Miami Dolphins, announces that 19-time Grammy Award-winning producer Emilio Estefan and international superstar Gloria Estefan are joining the organization as limited partners of the franchise. The Estefans are the first Cuban-Americans to hold an ownership stake in an NFL franchise and one of the few Hispanics league-wide to hold this unique distinction.
- July 21 – Owner and Managing General Partner of the Miami Dolphins, Stephen M. Ross announces that Grammy Award-winning singer/songwriter Marc Anthony is joining the organization as a limited partner of the franchise.
- Aug. 7 – Miami Dolphins owner Stephen Ross announces that world-renowned artist Romero Britto will bring Land Shark Stadium alive through his iconic art. The stadium's helixes and gate entrances will be adorned by Britto's high-energy and vibrant art, adding life and a touch of South Florida to the venue. In connection with the Dolphins celebration of Hispanic Heritage Month, children from various community organizations under the Brazilian artist's direction help paint the helixes with Britto's pulsating colors and pop themes.
- Aug. 25 – Owner and Managing General Partner of the Miami Dolphins, Stephen M. Ross announces that Venus and Serena Williams, who have 18 Grand Slam tennis singles titles combined and are residents of Palm Beach Gardens, are joining the organization as limited partners of the franchise. The Williams sisters are the first female African-Americans to hold an ownership stake in a NFL franchise and one of the few African-Americans league-wide to hold this unique distinction.
- Sept. 21 – The Dolphins open the 2009 home schedule with a prime time Monday night ESPN contest against the Indianapolis Colts, marking the team's first prime time home opener since a Thursday night against the Pittsburgh Steelers on September 10, 1981 and the first home opener on Monday night since September 22, 1975 against the Oakland Raiders.
- Oct. 12 – For the third time in team history (all in home prime time games), the Dolphins wear orange jerseys and defeat the New York Jets, 31-27, at Land Shark Stadium in a Monday Night contest. The win gives the Dolphins a perfect 3-0 record in those contests, having defeated the Washington Redskins, 24-23, on Nov. 23, 2008, and the New England Patriots, 29-28, on Dec. 20, 2004.
- Oct. 13 – The National Football League approves Stacy Ann Ferguson as a proposed limited partner of the franchise during the NFL Fall Meetings that were held in Boston. Ferguson, who is better known by the stage name 'Fergie', the female vocalist of the hip hop/pop group the Black Eyed Peas, is the sixth celebrity partner approved by the NFL and added to the franchise by Owner and Managing General Partner, Stephen M. Ross.
- Nov. 1 – In the Dolphins' 30-25 victory over the New York Jets at Giants Stadium, Ted Ginn, Jr. becomes the first player in NFL history with two touchdowns of 100 yards or more in the same game, running kickoffs back 100 and 101 yards for touchdowns, both in the third quarter. The third-year veteran also becomes the eighth player in NFL history with two kick return touchdowns in a game. Additionally, Ginn becomes the first player to record two returns for touchdowns in the same quarter since Green Bay's Travis Williams accomplished the feat November 12, 1967 vs. the Cleveland Browns in Milwaukee County Stadium. Ginn also records the second most kickoff return yards in a game in NFL history with 299 yards, which is second to Tyrone Hughes of the New Orleans Saints who registered 304 yards against the L.A. Rams on October 23, 1994.
- Dec. 20 – Ricky Williams has 19 carries for 80 yards at Tennessee, eclipsing the 1,000-yard mark for the season. Williams finishes the season with 1,121 rushing yards and breaks the NFL record for longest span between 1,000-yard seasons. Williams' last

1,000-yard season came in 2003, six seasons earlier. He finished second to Ernest Byner by 98 yards for the most yards in a single season between 1,000 yard rushing seasons.

2010

- Jan. 19 – Bill Sheridan is named linebackers coach. Sheridan joins the Dolphins after spending the 2009 season as the defensive coordinator of the New York Giants.
- Jan. 20 – Mike Nolan is named defensive coordinator, replacing Paul Pasqualoni, after spending the 2009 season as the defensive coordinator of the Denver Broncos.
- Jan. 20 – The Miami Dolphins and the U.S. division of Sun Life Financial Inc. (NYSE: SLF, TSX: SLF) announce a multi-dimensional partnership that results in the team playing in what is now called “Sun Life Stadium.” In addition to acquiring naming and sponsorship rights, which go into effect for the upcoming Pro Bowl and Super Bowl, Sun Life Financial, a leading international financial services organization, makes Miami and South Florida a major part of a multi-city philanthropic endeavor through an annual partnership with the Miami Dolphins Foundation.
- Jan. 31 – The Miami Dolphins unveil the “Perfect Moment in Time” statue in honor of Hall of Fame Coach Don Shula. The bronze statue adorns the entrance of the new Dolphins corporate headquarters at Sun Life Stadium, marking the return of the Dolphins front office to Miami-Dade County after 16 years. In addition, the stadium address is announced as 347 Don Shula Drive in honor of the head coach’s career victory total.
- Jan. 31 – The 2010 Pro Bowl, the first contested prior to the Super Bowl and only the second Pro Bowl played in the same city as the Super Bowl, is staged at Sun Life Stadium. Houston Texans quarterback Matt Schaub is named the games’ MVP while leading the AFC to a 41-34 win.
- Feb. 7 – The New Orleans Saints rally with 15 unanswered points in the fourth quarter to defeat the Indianapolis Colts, 31-17, to win Super Bowl XLIV. It is the tenth Super Bowl held in Miami at the home stadium of the Miami Dolphins: the newly named Sun Life Stadium had hosted four previous Super Bowls (XXIII, XXIX, XXXIII, and XLI) and five were played in the Miami Orange Bowl (II, III, V, X, XIII).
- Feb. 24 – Joe Danna is named assistant defensive backs coach. Danna joins the Dolphins after spending the 2009 season with the Atlanta Falcons as a defensive assistant.
- Mar. 1 – The Dolphins announce a six-year radio broadcast rights partnership with Clear Channel Communications that results in WBGG (105.9 FM) and WINZ (940 AM) becoming the Dolphins flagship stations.
- May 20 – In an emotional press conference, Zach Thomas announces his retirement after signing a free agent contract with the Dolphins. It allows him to finish his career with the team that he played for in his first 12 seasons in the league (1996-2007), making seven Pro Bowls and registering 100 or more tackles in all but one season in that span.
- Oct. 5 – Darren Rizzi is promoted to special teams coach. He had served as the team’s assistant special teams coach since 2009.
- Oct. 19 – The Dolphins break their own record for the largest total for a single-site, one-day blood drive in Florida history during the Second Annual Touchdown for Life Blood Drive at Sun Life Stadium. A record 1,567 participants registered, exceeding last year’s record in which there were 1,003 blood donors.
- Nov. 14 – The Miami Dolphins honor long-time Miami Herald columnist Edwin Pope by naming the press box at Sun Life Stadium the “Edwin Pope Press Box.”
- Nov. 18 – During halftime ceremonies of the team’s game against the Chicago Bears, former Dolphins safety Jake Scott and defensive end Bill Stanfill become the 20th and 21st members to be inducted into the Dolphins Honor Roll. The pair were also teammates at the University of Georgia prior to joining the Dolphins.
- Nov. 20-21 – More than 400 cyclists take part throughout two days of the inaugural Dolphins Cycling Challenge. DCC riders cycle across three South Florida counties and raised \$533,106 to support cancer research and treatment for the Sylvester Comprehensive Cancer Center.
- Dec. 5 – Dan Carpenter kicks a 60-yard field goal against the Cleveland Browns at Sun Life Stadium, which breaks the record for longest field goal in team history. The record had been set by Pete Stoyanovich who booted a 59-yard kick on November 12, 1989 at the New York Jets.

2011

- Jan. 2 – With six carries at New England, Ricky Williams sets the team record for most career rushing attempts with 1,509. Williams passes Hall of Famer Larry Csonka, who held the record with 1,506 attempts.

- Jan. 8 – Head Coach Tony Sparano signs a contract extension through the end of 2013 season.
- Jan. 19 – Brian Daboll is named offensive coordinator. Daboll spent the previous two seasons in the same position with the Cleveland Browns. Prior to his experience in Cleveland, Daboll spent seven years on Bill Belichick's coaching staff with the New England Patriots, the first two as a defensive assistant and the last five (2002-06) as wide receivers coach.
- Jan. 20 – The Dolphins name Jeff Nixon as running backs coach and Darren Krein as head strength and conditioning coach.
- Jan. 22 – General Manager Jeff Ireland signs a multi-year contract extension.
- Jan. 24 – Dan Campbell is named tight ends coach. Campbell originally joined the staff prior to the 2010 season, serving as a coaching intern/offense.
- Jan. 26 – The Dolphins announce several changes to their coaching staff. Special teams coach Darren Rizzi is promoted to special teams coordinator, Karl Dorrell is now the quarterbacks coach after directing the team's wide receivers, former offensive quality control coach Steve Bush is now the wide receivers coach, Dave Fipp is named as the assistant special teams coach, Tony Sparano, Jr. is named offensive quality control coach and Ike Hilliard joins the team as assistant wide receivers coach.
- Feb. 21 – Former Dolphins Pro Bowl linebacker Bryan Cox returns to the organization as the team's pass rush coach. Cox spent the previous two seasons as the defensive line coach for Cleveland Browns (2009-10). He began his NFL coaching career as an assistant defensive line coach for the New York Jets (2006-08).
- May 4 – A public memorial service to celebrate the life and achievements of former Dolphins tight end and long-time broadcaster Jim "Mad Dog" Mandich, who passed away on April 26 after a battle with bile-duct cancer, is held in front of a crowd of several thousand fans at Sun Life Stadium. At the celebration it is announced that Mandich will be the inducted to the Dolphin Honor Roll as a "Special Contributor."
- Aug. 1 – Jason Taylor re-signs with the Dolphins for the third stint with the team. A veteran of 15 seasons, the former NFL Defensive Player of the Year (2006) and NFL Man of the Year (2007) has played with the Dolphins (1997-2007, 2009), Redskins (2008) and N.Y. Jets (2010).
- Aug. 19 – Hall of Fame quarterback Bob Griese is added to the Dolphins radio booth, replacing Jim Mandich, who had passed away earlier that year in April. Griese rounds out the radio broadcast crew of play-by-play voice Jimmy Cefalo and color analyst Joe Rose. Griese has been a member of the television broadcast crew at CBS-4 broadcasting Miami's preseason games for the past 21 years. He also worked as a color analyst on college football games for ABC for almost 30 years.
- Sept. 12 – Hours before the season opener against the Patriots, Dolphins owner Steve Ross is accompanied by Tim Robbie and Hall-of-Famers Dan Marino, Bob Griese, Larry Little and Dwight Stephenson as he re-dedicates a statue of team founder Joe Robbie on the newly named Joe Robbie Alumni Plaza, located at Gate C of Sun Life Stadium. The plaza will be the place where Dolphins legends from the player side and the fan side will be honored going forward.
- Dec. 4 – A little more than an hour before the Dolphins and Raiders game at Sun Life Stadium, original owner Joe Robbie and nine Dolphins legends took their place on the newly minted Walk of Fame. The shrine surrounds a statue of the late Robbie as the centerpiece of the Joe Robbie Alumni Plaza. Hall-of-Famers Don Shula, Dan Marino, Bob Griese, Nick Buoniconti, Jim Langer, Larry Little, Larry Csonka and Dwight Stephenson and Paul Warfield joined Robbie in having their names immortalized in bronze. At halftime, former Dolphins tight end and broadcaster Jim Mandich became the 22nd member of the Dolphin Honor Roll.
- Dec. 12 – Todd Bowles, who had served as Miami's Assistant Head Coach/Secondary since joining the organization prior to the 2008 season, is named as the team's interim head coach, replacing Tony Sparano.
- Dec. 18 – Reggie Bush gains a career high 203 rushing yards in Miami's 30-23 win. The performance marks the fourth time in team history that a Dolphins running back surpasses the 200-yard rushing mark, joining Ricky Williams (228 yards at Buffalo on December 1, 2002 and 216 yards vs. Chicago on December 9, 2002) and Lamar Smith (209 yards vs. Indianapolis in an AFC Playoff contest on December 30, 2000). Bush scores on a 76-yard touchdown run in the fourth quarter at Buffalo. It is the third-longest rush from scrimmage in team history, behind 77-yard touchdown runs by Leroy Harris (December 5, 1977 vs. Baltimore) and Keith Byars (November 25, 1993 at Dallas).
- Dec. 24 – Reggie Bush tops the 100-yard rushing mark for the fourth consecutive game with 113 yards at the Patriots and surpasses the 1,000-yard rushing mark. It marks the 12th time in team history that a Dolphins runner has posted a 1,000-yard rushing season. In the game, Bush and wide receiver Brandon Marshall become first 1,000-yard rushing and receiving tandem in a single season in franchise history.

- Jan. 1 – Jason Taylor is carried off the field by his teammates in the final game of his record-setting career following Miami's 19-17 season-ending victory over the New York Jets. Taylor, who announced his retirement on December 28, 2011, finishes his career 139.5 sacks (sixth-most in NFL history), an NFL-record six fumble returns for touchdown and six Pro Bowl appearances. The win is the 400th regular season triumph in Dolphins history.
- Jan. 20 – Joe Philbin is named as the tenth head coach in Miami Dolphins team history. Philbin joins Miami from the Green Bay Packers, where he originally joined the team on February 10, 2003 as assistant offensive line coach. He was promoted to tight ends/assistant offensive line on February 27, 2004 and was promoted by Head Coach Mike McCarthy to offensive line coach on January 17, 2006, and to offensive coordinator on January 15, 2007.
- Jan. 27 – Mike Sherman is named as offensive coordinator and Kevin Coyle joins the organization as defensive coordinator, bringing a combined 68 years of coaching experience. Sherman most recently was a college head coach at Texas A&M, where he spent four years (2008-11) and was the head coach of the Green Bay Packers for six seasons (2000-05). Coyle comes to Miami after more than a decade with the Cincinnati Bengals, the last nine (2003-11) as their defensive backs coach.
- Jan. 29 – Brandon Marshall catches six passes for 176 yards and four touchdowns in the Pro Bowl and is named as the game's MVP following a 59-41 AFC victory. Marshall joins kicker Garo Yepremian (1974) and running back Ricky Williams (2003) as the only Dolphins to be named as the MVP of the NFL's annual all-star game.
- Jan. 30 – George Edwards is named as Miami's linebackers coach and Zac Taylor as assistant quarterbacks coach. The team also announces that tight ends coach Dan Campbell, strength coach Darren Krein and special teams coordinator Darren Rizzi have been retained on Head Coach Joe Philbin's staff.
- Feb. 2 – Jim Turner is named as team's offensive line coach. The Dolphins also announce that defensive quality control coach David Corrao, assistant special teams coordinator Dave Fipp, assistant strength coach Dave Puloka and defensive line coach Kacy Rodgers have been retained on the coaching staff.
- Feb. 4 – The Dolphins name Lou Anarumo as defensive backs coach, Phil McGeoghan as assistant wide receivers coach and Ken O'Keefe as the wide receivers coach.
- Feb. 10 – Coach Joe Philbin completes his coaching staff by naming Blue Adams as assistant defensive backs coach, Charlie Bullen as defensive assistant, Ben Johnson as offensive assistant, Chris Mosley as assistant offensive line coach and announcing that running backs coach Jeff Nixon has been retained.
- April 3 – The Miami Dolphins, Nike and the NFL reveal the team's new jersey at a special event in New York City. The primary change to the Dolphins uniform is performance-based with a new uniform material as well as cut of the jersey. The most noticeable design change is the "flywire technology" on the collar.



SHULA IS COACH TO HALL OF FAMERS

Hall of Fame and former Dolphins Head Coach Don Shula has had 15 of his former players enshrined into the Pro Football Hall of Fame in Canton, Ohio. This total of 15 is the second-most players that an NFL head coach has had inducted into the Hall of Fame, trailing only George Halas, who had 25 players enshrined. Of this group, seven played for Shula while he was Head Coach with the Baltimore Colts (1963-69), while eight were on his teams with the Dolphins (1970-95).

Hall of Famers who played under Shula in Baltimore include DE Gino Marchetti (Class of 1972), WR Raymond Berry (1973), OT Jim Parker (1973), RB Lenny Moore (1975), QB Johnny Unitas (1979), LB Ted Hendricks (1990) and TE John Mackey (1992).

The Dolphins contingent includes WR Paul Warfield (1983), FB Larry Csonka (1987), Jim Langer (1987), QB Bob Griese (1990), G Larry Little (1993), C Dwight Stephenson (1998), LB Nick Buoniconti (2001) and QB Dan Marino (2005).

PLAYOFF HISTORY

1970 AFC PLAYOFF

RAIDERS 21, DOLPHINS 14
December 27, 1970

Oakland-Alameda County Coliseum
Oakland, CA

Oakland quarterback Daryle Lamonica unloaded an 82-yard touchdown pass to Rod Sherman with 9:34 left to play as Oakland spoiled the Dolphins' first appearance in the playoffs, 21-14, on a field oozing with mud. The Dolphins, who had won six consecutive games to finish the season 10-4 and gain a wild-card berth, took a 7-0 lead in the second quarter when Bob Griese fired a 16-yard strike to Paul Warfield in the end zone. Lamonica matched that TD with a 22-yard toss to Fred Biletnikoff only 1:50 before halftime. Raiders right cornerback Willie Brown intercepted a wet and wobbly pass by Griese and fled 50 yards along the sideline for the tie-breaking TD. It came minutes after Jake Scott recovered an Oakland fumble at the Miami 10-yard line. The heave to Sherman was insurance. Only three plays earlier, Dolphins kicker Garo Yepremian missed a 24-yard field goal attempt for the second time in the game. Oakland's George Blanda also missed a 23-yarder.

| | | | | | | |
|----------------|----------|----------|----------|----------|----------|-----------|
| MIAMI | 0 | 7 | 0 | 7 | - | 14 |
| OAKLAND | 0 | 7 | 7 | 7 | - | 21 |

| | | |
|---|------|----------|
| M – Warfield, 16 pass from Griese (Yepremian kick) | 2/19 | 2- 3:31 |
| O – Biletnikoff, 22 pass from Lamonica (Blanda kick) | 8/62 | 2- 13:10 |
| O – Brown, 50 interception return (Blanda kick) | | 3-12:26 |
| O – Sherman, 82 pass from Lamonica (Blanda kick) | 3/80 | 4- 5:26 |
| M – W. Richardson, 7 pass from Griese (Yepremian kick) | 9/69 | 4-10:32 |

ATT. – 54,401

| | Miami | Oakland |
|---|--------------|----------------|
| First Downs Total-Rush.-Pass.-Pen. | 16-5-9-2 | 12-5-7-0 |
| Total Yards-Plays-Average | 242-63-3.5 | 301-52-5.8 |
| Rushes-Yards-Average | 33-118-3.6 | 36-114-3.2 |
| Net Yards Passing-Times Thrown-Yards Lost | 124-3-31 | 187-0-0 |
| Passes Attempted-Completed-Intercepted | 27-13-1 | 16-8-0 |
| Punts/Number-Average | 5-39.2 | 4-32.2 |
| Penalties/Number-Yards | 0-0 | 4-30 |
| Fumbles/Number-Lost | 2-0 | 4-2 |

INDIVIDUAL STATISTICS

RUSHING – Miami: Kiick 14-64; Morris 8-29; Csonka 10-23; Griese 1-2.

Oakland: Hubbard 18-58; Smith 9-37; Dixon 8-31; Banaszak 1-(-6).

PASSING – Miami: Griese 27-13-1, 155 yards, 2 TDs.

Oakland: Lamonica 16-8-0, 187 yards, 2 TDs.

RECEIVING – Miami: Warfield 4-62, 1 TD; Kiick 4-34; W. Richardson 2-30, 1 TD; Morris 2-15; Twilley 1-14.

Oakland: Biletnikoff 3-46, 1 TD; Chester 2-47; Sherman 1-82, 1 TD; Smith 1-9; Dixon 1-3.

INTERCEPTIONS – Miami: None.

Oakland: Brown 1-50, 1 TD.

SACKS – Miami: None.

Oakland: Hilton 1; Curtis 1; Miller 1.

MISSED FIELD GOALS – Miami: Yepremian 24(WR), 24(S).

Oakland: Blanda 23(S).

1971 AFC PLAYOFF

DOLPHINS 27, CHIEFS 24 (2 OTs)
December 25, 1971

Kansas City Municipal Stadium
Kansas City, MO

Garo Yepremian ended 82 minutes and 40 seconds of an epic struggle by booting a 37-yard field goal with 7:40 elapsed in the second overtime, lifting the Dolphins past Kansas City, 27-24, on Christmas Day. The Dolphins battled from behind three times to tie the AFC West champions, the third time on Bob Griese's five-yard pass to tight end Marv Fleming with 96 seconds remaining in regulation. Kansas City running back Ed Podolak, who amassed 350 yards of all-purpose running, returned the ensuing kickoff 78 yards to the Dolphin 22 where Curtis Johnson missed a desperation tackle. With 35 seconds on the clock, Jan Stenerud missed a 32-yard field-goal try. Stenerud had a 42-yarder blocked by Nick Buoniconti in the fifth quarter, and Yepremian was short with a 45-yard effort. But Larry Csonka crashed 29 yards to the Chiefs 36, and that put Yepremian, the NFL's scoring leader, in position to win it. Goal posts were on the goal line; in 1974 the uprights were moved to the end line.

| | | | | | | | | |
|--------------------|-----------|-----------|----------|----------|----------|----------|----------|-----------|
| MIAMI | 0 | 10 | 7 | 7 | 0 | 3 | - | 27 |
| KANSAS CITY | 10 | 0 | 7 | 7 | 0 | 0 | - | 24 |

| | | |
|---|--------------|---------|
| KC – FG Stenerud 24 | 9/40 | 1- 6:06 |
| KC – Podolak, 7 pass from Dawson (Stenerud kick) | 6/35 | 1-11:31 |
| M – Csonka, 1 run (Yepreman kick) | 9/80 | 2- 2:22 |
| M – FG Yepreman 14 | 4/5 | 2-14:47 |
| KC – Otis, 1 run (Stenerud kick) | 14/75 | 3- 9:44 |
| M – Kiick, 1 run (Yepreman kick) | 8/71 | 3-14:00 |
| KC – Podolak, 3 run (Stenerud kick) | 6/91 | 4- 8:14 |
| M – Fleming, 5 pass from Griese (Yepreman kick) | 9/71 | 4-13:24 |
| M – FG Yepreman 37 | 6/40 2nd OT- | 7:40 |

ATT. – 45,822

| | Miami | Kansas City |
|---|--------------|--------------------|
| First Downs/Total-Rush.-Pass.-Pen. | 22-6-14-2 | 23-13-10-0 |
| Total Yards-Plays-Average | 407-78-5.2 | 451-71-6.4 |
| Rushes-Yards-Average | 43-144-3.4 | 44-213-4.8 |
| Net Yards Passing-Times Thrown-Yards Lost | 263-0-0 | 238-1-8 |
| Passes Attempted-Completed-Intercepted | 35-20-2 | 26-18-2 |
| Punts/Number-Average | 6-40.0 | 2-51.0 |
| Penalties/Number-Yards | 5-26 | 6-44 |
| Fumbles/Number-Lost | 1-0 | 3-2 |

INDIVIDUAL STATISTICS

RUSHING – Miami: Csonka 24-86, 1 TD; Kiick 15-56, 1 TD; Griese 2-9; Warfield 2-(-7).

Kansas City: Hayes 22-100; Podolak 17-85, 1 TD; Wright 2-15; Otis 3-13, 1 TD.

PASSING – Miami: Griese 35-20-2, 263 yards, 1 TD.

Kansas City: Dawson 26-18-2, 246 yards, 1 TD.

RECEIVING – Miami: Warfield 7-140; Twilley 5-58; Fleming 4-37, 1 TD; Kiick 3-24; Mandich 1-4.

Kansas City: Podolak 8-110, 1 TD; Wright 3-104; Taylor 3-12; Hayes 3-6; Frazier 1-14.

INTERCEPTIONS – Miami: Scott 1-13; Johnson 1-0.

Kansas City: Lanier 1-7; Lynch 1-0.

SACKS – Miami: Fernandez 0.5; Heinz 0.5.

Kansas City: None.

MISSED FIELD GOALS – Miami: Yepreman 52(S).

Kansas City: Stenerud 29(WR), 31(WR), 42(B).

1971 AFC CHAMPIONSHIP

DOLPHINS 21, COLTS 0

January 2, 1972

Orange Bowl

Miami, FL

Three lightning plays and a persistent defense propelled the Dolphins into Super Bowl VI with a 21-0 rout of Baltimore before an all-time Orange Bowl record crowd of 78,939. Strong safety Dick Anderson intercepted a Johnny Unitas pass which was deflected by Curtis Johnson, and behind a wall of six open-field blocks, Anderson weaved 62 yards for a third-quarter touchdown. "My eyes were popping as I ran," Anderson said. "I've never seen so many people land on their heads." Before Anderson's convoy made it 14-0, the Dolphins staggered the defending Super Bowl champions when Bob Griese and Paul Warfield hooked up for a 75-yard TD pass. Warfield applied the clincher when he escaped 50 yards with a Griese pass, setting up a five-yard TD slam by fullback Larry Csonka. The Colts had not been held scoreless for 97 games over seven seasons. They were stopped at the Dolphins' 9 in the second quarter. Jim O'Brien missed two field-goal attempts and had another blocked by Lloyd Mumphord.

| | | | | | | |
|------------------|----------|----------|----------|----------|----------|-----------|
| BALTIMORE | 0 | 0 | 0 | 0 | — | 0 |
| MIAMI | 7 | 0 | 7 | 7 | — | 21 |

| | | |
|---|------|---------|
| M – Warfield, 75 pass from Griese (Yepreman kick) | 2/80 | 1- 8:21 |
| M – Anderson, 62 interception return (Yepreman kick) | | 3-10:21 |
| M – Csonka, 5 run (Yepreman kick) | 6/74 | 4- 6:56 |

ATT. – 78,939

| | Baltimore | Miami |
|---|------------------|--------------|
| First Downs Total-Rush.-Pass.-Pen. | 16-6-10-0 | 13-8-4-1 |
| Total Yards-Plays-Average | 302-68-3.1 | 286-45-6.4 |
| Rushes-Yards-Average | 30-89-2.9 | 35-144-4.1 |
| Net Yards Passing-Times Thrown-Yards Lost | 213-2-11 | 142-2-16 |
| Passes Attempted-Completed-Intercepted | 36-20-3 | 8-4-1 |
| Punts/Number-Average | 3-45.3 | 6-42.7 |
| Penalties/Number-Yards | 1-5 | 2-27 |
| Fumbles/Number-Lost | 1-0 | 0-0 |

INDIVIDUAL STATISTICS

RUSHING – Miami: Kiick 18-66; Csonka 15-63, 1 TD; Griese 1-12; Morris 1-3.

Baltimore: McCauley 15-50; Nottingham 11-33; Nowatzke 2-5; Unitas 2-1.

PASSING – Miami: Griese 8-4-1, 158 yards, 1 TD.

Baltimore: Unitas 36-20-3 224 yards, 0 TDs.

RECEIVING – Miami: Warfield 2-125, 1 TD; Twilley 2-33.

Baltimore: Hinton 6-98; Nottingham 4-26; Perkins 3-19; Havrilak 2-31; McCauley 2-24; Mitchell 1-14; Mackey 1-6; Matte 1-6.

INTERCEPTIONS – Miami: Anderson 1-62, 1 TD; Kolen 1-11; Scott 1-0.

Baltimore: Logan 1-0.

SACKS – Miami: Heinz 2.

Baltimore: Smith 1; M. Curtis 1.

MISSED FIELD GOALS – Miami: None.

Baltimore: O'Brien 46(WR), 48(S), 35(B).

SUPER BOWL VI

COWBOYS 24, DOLPHINS 3
January 16, 1972

Tulane Stadium
New Orleans, LA

A 252-yard rushing attack and sharp passing by Roger Staubach spurred the Dallas Cowboys to a 24-3 victory over the Dolphins at Tulane Stadium. Duane Thomas pranced 95 yards on 19 carries, fullback Walt Garrison added 74 yards on 14 carries and Staubach passed twice for touchdowns to Lance Alworth and Mike Ditka. Staubach, who was sacked twice in the first quarter, bounced back to complete 12 of 19 passes, and he scrambled from the Dolphin pass rush five times. The Dolphins were frustrated all day; in the first quarter, Larry Csonka lost a fumble and Bob Griese was chased by tackle Bob Lilly for a 29-yard loss. Griese also fumbled away a snap at the Dallas 16 in the fourth period. Although it was an intriguing 10-3 at halftime, the Cowboys marched 71 yards in eight plays after the kickoff, and Thomas swept three yards for the TD.

| | | | | | | |
|---------------|----------|----------|----------|----------|----------|-----------|
| DALLAS | 3 | 7 | 7 | 7 | - | 24 |
| MIAMI | 0 | 3 | 0 | 0 | - | 3 |

| | | |
|---|-------|---------|
| D – FG Clark 9 | 11/50 | 1-13:37 |
| D – Alworth, 7 pass from Staubach (Clark kick) | 10/76 | 2-13:45 |
| M – FG Yepremian 31 | 5/44 | 2-14:56 |
| D – D. Thomas, 3 run (Clark Kick) | 8/71 | 3- 5:17 |
| D – Ditka, 7 pass from Staubach (Clark kick) | 3/9 | 4- 3:18 |

ATT. – 80,591

| | Dallas | Miami |
|---|---------------|--------------|
| First Downs Total-Rush.-Pass.-Pen. | 23-15-8-0 | 10-3-7-0 |
| Total Yards-Plays-Average | 352-69-5.1 | 185-44-4.2 |
| Rushes-Yards-Average | 48-252-5.3 | 20-80-4.0 |
| Net Yards Passing-Times Thrown-Yards Lost | 100-2-19 | 105-1-29 |
| Passes Attempted-Completed-Intercepted | 19-12-0 | 23-12-1 |
| Punts/Number-Average | 5-37.2 | 5-40.0 |
| Penalties/Number-Yards | 3-15 | 0-0 |
| Fumbles/Number-Lost | 1-1 | 2-2 |

INDIVIDUAL STATISTICS

RUSHING – Miami: Csonka 9-40; Kiick 10-40; Griese 1-0.

Dallas: Thomas 19-95, 1 TD; Garrison 14-74; Hill 7-25; Staubach 5-18; Ditka 1-17; Hayes 1-16; Reeves 1-7.

PASSING – Miami: Griese 23-12-1,134 yards, 0 TDs.

Dallas: Staubach 19-12-0,119 yards, 2 TDs.

RECEIVING – Miami: Warfield 4-39; Kiick 3-21; Csonka 2-18; Fleming 1-27; Twilley 1-20; Mandich 1-9.

Dallas: Thomas 3-17; Alworth 2-28, 1 TD; Ditka 2-28, 1 TD; Hayes 2-23; Garrison 2-11; Hill 1-12.

INTERCEPTIONS – Miami: None

Dallas: Howley 1-14.

SACKS – Miami: Fernandez 1; Riley 1.

Dallas: Lilly 1.

MISSED FIELD GOALS – Miami: Yepremian 49(S).

Dallas: None.

1972 AFC PLAYOFF

DOLPHINS 20, BROWNS 14
December 24, 1972

Orange Bowl
Miami, FL

On the ropes in the fourth quarter after an unprecedented 14 victories, the Dolphins responded to a poised Earl Morrall and drove 80 yards for a touchdown with 4:56 to play for a 20-14 victory over the Cleveland Browns. Morrall, the NFL's leading passer after replacing the injured Bob Griese 10 weeks earlier, had completed only four passes for 38 yards. But he threw 15 and 35 yards to Paul Warfield, reaching the Browns 20, and a pass interference call against linebacker Billy Andrews put the ball at the eight. Halfback Jim Kiick then bulled eight yards up the middle on a trap for the winning points. The triumph was sealed with a minute to play when Dolphins linebacker Doug Swift intercepted Cleveland QB Mike Phipps at the Dolphin 20. Despite stealing five of Phipps' passes, the Dolphins were stung by a 27-yard TD pass to Fair Hooker and trailed 14-13 with 8:11 to play.

| | | | | | | |
|------------------|-----------|----------|----------|-----------|----------|-----------|
| CLEVELAND | 0 | 0 | 7 | 7 | - | 14 |
| MIAMI | 10 | 0 | 0 | 10 | - | 20 |

| | | |
|--|-------|---------|
| M - Babb, 5 recovery of blocked punt (Yepremian kick) | | 1- 5:28 |
| M - FG Yepremian 40 | 11/51 | 1-12:30 |
| C - Phipps, 5 run (Cockroft kick) | 5/44 | 3- 7:22 |
| M - FG Yepremian 46 | 8/32 | 4- 1:28 |
| C - Hooker, 27 pass from Phipps (Cockroft kick) | 11/90 | 4- 6:49 |
| M - Kiick, 8 run (Yepremian kick) | 6/80 | 4-10:06 |

ATT. - 78,196

| | Cleveland | Miami |
|---|------------------|--------------|
| First Downs Total-Rush.-Pass.-Pen. | 15-9-6-0 | 17-11-4-2 |
| Total Yards-Plays-Average | 283-57-5.0 | 272-64-4.3 |
| Rushes-Yards-Average | 32-165-5.2 | 47-198-4.2 |
| Net Yards Passing-Times Thrown-Yards Lost | 118-2-13 | 74-4-14 |
| Passes Attempted-Completed-Intercepted | 23-9-5 | 13-6-0 |
| Punts/Number-Average | 6-34.7 | 5-42.0 |
| Penalties/Number-Yards | 3-25 | 3-25 |
| Fumbles/Number-Lost | 2-0 | 2-2 |

INDIVIDUAL STATISTICS

RUSHING - Miami: Morris 15-72; Kiick 14-50, 1 TD; Warfield 2-41; Csonka 12-32; Morrall 4-3.

Cleveland: Scott 16-94; Phipps 8-47, 1 TD; Brown 4-13; Kelly 4-11.

PASSING - Miami: Morrall 13-6-0, 88 yards, 0 TDs.

Cleveland: Phipps 23-9-5, 131 yards, 1 TD.

RECEIVING - Miami: Twilley 3-33; Warfield 2-50; Kiick 1-5.

Cleveland: B. Scott 4-30; Hooker 3-53, 1 TD; Kelly 1-27; Morin 1-21.

INTERCEPTIONS - Miami: Swift 2-12; Anderson 2-12; Johnson 1-33.

Cleveland: None.

SACKS - Miami: Fernandez 1; Stanfill 1.

Cleveland: Roman 2; Sherk 1; Johnson 1.

MISSED FIELD GOAL - Miami: Yepremian 46(S), 53(S).

Cleveland: None.

1972 AFC CHAMPIONSHIP

DOLPHINS 21, STEELERS 17
December 31, 1972

Three Rivers Stadium
Pittsburgh, PA

Quarterback Bob Griese, playing 11 weeks after he had broken his right leg, ignited a third-quarter touchdown drive with a 52-yard pass to Paul Warfield, and the Dolphins overtook the Pittsburgh Steelers, 21-17, in unusually warm 63-degree weather. Griese was given the nod in the second half after Earl Morrall had flipped a nine-yard touchdown pass to Larry Csonka for a 7-7 halftime deadlock. Punter Larry Seiple broke loose on a daring 37-yard run on fourth down to set up that TD. Trailing 10-7, Griese directed TD drives of 80 and 49 yards with Jim Kiick blasting two and three yards for the scores. Steeler quarterback Terry Bradshaw, who closed the gap with four straight completions on a 71-yard TD drive, was intercepted by Nick Buoniconti at midfield with 2½ minutes to play. In addition to Seiple's dash, the Dolphins converted fourth-down situations on both Griese-led drives.

| | | | | | | |
|-------------------|----------|----------|----------|----------|----------|-----------|
| MIAMI | 0 | 7 | 7 | 7 | - | 21 |
| PITTSBURGH | 7 | 0 | 3 | 7 | - | 17 |

| | | |
|---|-------|---------|
| P - Mullins, recovery of Bradshaw fumble (Gerela kick) | 10/48 | 1-10:45 |
| M - Csonka, 9 pass from Morrall (Yepremian kick) | 9/80 | 2- 3:03 |
| P - FG Gerala 14 | 9/73 | 3- 4:04 |
| M - Kiick, 2 run (Yepremian kick) | 11/80 | 3-11:39 |
| M - Kiick, 3 run (Yepremian kick) | 11/49 | 4- 7:35 |
| P - Young, 12 pass from Bradshaw (Gerela kick) | 4/71 | 4- 9:39 |

ATT. - 50,350

| | Miami | Pittsburgh |
|---|--------------|-------------------|
| First Downs Total-Rush.-Pass.-Pen. | 19-11-6-2 | 13-6-6-1 |
| Total Yards-Plays-Average | 314-65-4.8 | 250-48-5.2 |
| Rushes-Yards-Average | 49-193-3.9 | 26-128-4.9 |
| Net Yards Passing-Times Thrown-Yards Lost | 121-0-0 | 122-2-15 |
| Passes Attempted-Completed-Intercepted | 16-10-1 | 20-10-2 |
| Punts/Number-Average | 4-35.5 | 4-51.3 |
| Penalties/Number-Yards | 2-19 | 4-30 |
| Fumbles/Number-Lost | 0-0 | 2-0 |

INDIVIDUAL STATISTICS

RUSHING - Miami: Morris 16-76; Csonka 24-68; Seiple 1-37; Kiick 8-12, 2 TDs.

Pittsburgh: Harris 16-76; Fuqua 8-47; Bradshaw 2-5.

PASSING – Miami: Morrall 11-7-1, 51 yards, 1 TD; Griese 5-3-0, 70 yards, 0 TDs.
Pittsburgh: Bradshaw 10-5-2, 80 yards, 1 TD; Hanratty 10-5-0, 57 yards, 0 TDs.

RECEIVING – Miami: Fleming 5-50; Warfield 2-63; Csonka 1-9, 1 TD; Mandich 1-5; Morris 1-(-6).
Pittsburgh: Young 4-54, 1 TD; Shanklin 2-49; Harris 2-3; McMakin 1-22; Brown 1-9.

INTERCEPTIONS – Miami: Buoniconti 1-6; Kolen 1-5.
Pittsburgh: Edwards 1-28.

SACKS – Miami: Stanfill 1-5; Den Herder 0.5.
Pittsburgh: None.

MISSED FIELD GOALS – Miami: None.
Pittsburgh: Gerela 48(B).

SUPER BOWL VII

DOLPHINS 14, REDSKINS 7
January 14, 1973

Memorial Coliseum
Los Angeles, CA

"This is the ultimate," Coach Don Shula said quietly after his unbeaten Dolphins dominated the Washington Redskins, 14-7, to cap a perfect season. It was Shula's first Super Bowl triumph in three tries. A record Super Bowl paid crowd of 90,182 saw the Dolphins surge to a 14-0 halftime lead even as one touchdown was nullified by an offside penalty. Miami intercepted three of Bill Kilmer's passes, and Manny Fernandez scuttled the Redskin running game with 17 tackles. An original Dolphin, Howard Twilley, eluded cornerback Pat Fischer to snare a 28-yard touchdown pass from Bob Griese in the first quarter. Griese's 57-yard TD bomb to Paul Warfield was erased by the penalty, but a 32-yard interception return by linebacker Nick Buoniconti set up the Dolphins' second score. Safety Jake Scott thwarted Kilmer with an end zone interception and 55-yard runback. The Redskins finally scored on a bizarre 49-yard fumble recovery by Mike Bass after a blocked field goal and attempted pass by kicker Garo Yepremian. Scott was named MVP.

| | | | | | | |
|-------------------|----------|----------|----------|----------|----------|-----------|
| MIAMI | 7 | 7 | 0 | 0 | - | 14 |
| WASHINGTON | 0 | 0 | 0 | 7 | - | 7 |

| | | |
|--|------|---------|
| M – Twilley, 28 pass from Griese (Yepremian kick) | 6/63 | 1-14:59 |
| M – Kiick, 1 run (Yepremian kick) | 5/27 | 2-14:42 |
| W – Bass, 49 fumble recovery (Knight kick) | | 4-12:53 |

ATT. – 85,462

| | Miami | Washington |
|---|--------------|-------------------|
| First Downs Total-Rush.-Pass.-Pen. | 12-7-5-0 | 16-9-7-0 |
| Total Yards-Plays-Average | 253-50-5.1 | 228-66-3.5 |
| Rushes-Yards-Average | 37-184-5.0 | 36-141-3.9 |
| Net Yards Passing-Times Thrown-Yards Lost | 69-2-19 | 87-2-17 |
| Passes Attempted-Completed-Intercepted | 11-8-1 | 28-14-3 |
| Punts/Number-Average | 7-43.0 | 5-31.2 |
| Penalties/Number-Yards | 3-35 | 3-25 |
| Fumbles/Number-Lost | 2-1 | 1-0 |

INDIVIDUAL STATISTICS

RUSHING – Miami: Csonka 15-112; Kiick 12-38, 1 TD; Morris 10-34.
Washington: Brown 22-72; Harraway 10-37; Kilmer 2-18; C.Taylor 1-8; Smith 1-6.

PASSING – Miami: Griese 11-8-1, 88 yards, 1 TD.
Washington: Kilmer 28-14-3, 104 yards, 0 TDs.

RECEIVING – Miami: Warfield 3-36; Kiick 2-6; Twilley 1-28, 1 TD; Mandich 1-19; Csonka 1-(-1).
Washington: Jefferson 5-50; Brown 5-26; C.Taylor 2-20; Smith 1-11; Harraway 1-(-3).

INTERCEPTIONS – Miami: Scott 2-63; Buoniconti 1-32.
Washington: Owens 1-0.

SACKS – Miami: Fernandez 1; Stanfill 1.
Washington: Talbert 1; Biggs 1.

MISSED FIELD GOALS – Miami: Yepremian 42(B).
Washington: Knight 32 (WR).

1973 AFC PLAYOFF

DOLPHINS 34, BENGALS 16
December 23, 1973

Orange Bowl
Miami, FL

A defense which had allowed only 15 touchdowns all season kept the Cincinnati Bengals out of the end zone while the Dolphins hammered 241 yards on the ground for a convincing 34-16 victory. Mercury Morris scooted 106 yards on 20 carries and Bob Griese completed 11 of 18 passes, including TDs of 13 yards to Paul Warfield and seven yards to Jim Mandich. Garo Yepremian converted field goals of 50 and 46 yards in the second half to widen the winning margin. The Dolphins led 21-3 when a lapse just before halftime gave life to the Bengals. Safety Neal Craig intercepted Griese and returned it 45 yards for a score, and Horst Muhlmann booted field goals of 46 and 12 yards – the second coming after Morris fumbled a kickoff – to make it 21-16.

| | | | | | | |
|-------------------|-----------|-----------|-----------|----------|----------|-----------|
| CINCINNATI | 3 | 13 | 0 | 0 | – | 16 |
| MIAMI | 14 | 7 | 10 | 3 | – | 34 |

| | | |
|---|-------|---------|
| M – Warfield, 13 pass from Griese (Yepremian kick) | 10/80 | 1- 5:23 |
| C – FG Muhlmann 24 | 10/55 | 1- 9:22 |
| M – Csonka, 1 run (Yepremian kick) | 12/80 | 1-14:39 |
| M – Morris, 4 run (Yepremian kick) | 7/75 | 2- 7:23 |
| C – Craig, 45 interception return (Muhlmann kick) | | 2-11:34 |
| C – FG Muhlmann 46 | 6/29 | 2-14:52 |
| C – FG Muhlmann 12 | 1/0 | 2-14:56 |
| M – Mandich, 7 pass from Griese (Yepremian kick) | 7/72 | 3- 5:18 |
| M – FG Yepremian 50 | 7/16 | 3-10:12 |
| M – FG Yepremian 46 | 8/32 | 4- 3:40 |

ATT. – 75,770

| | Cincinnati | Miami |
|---|-------------------|--------------|
| First Downs Total-Rush.-Pass.-Pen. | 11-5-6-0 | 27-18-9-0 |
| Total Yards-Plays-Average | 194-50-3.9 | 400-71-5.6 |
| Rushes-Yards-Average | 20-97-4.9 | 52-241-4.6 |
| Net Yards Passing-Times Thrown-Yards Lost | 97-3-16 | 159-0-0 |
| Passes Attempted-Completed-Intercepted | 27-14-1 | 19-11-2 |
| Punts/Number-Average | 7-36.3 | 2-49.0 |
| Penalties/Number-Yards | 2-19 | 1-5 |
| Fumbles/Number-Lost | 0-0 | 2-1 |

INDIVIDUAL STATISTICS

RUSHING – Miami: Morris 20-106, 1 TD; Csonka 20-71, 1 TD; Kiick 10-51; Leigh 1-8; Nottingham 1-5.

Cincinnati: Clark 7-40; Anderson 3-26; Johnson 2-17; Elliot 7-15; Curtis 1-(-1).

PASSING – Miami: Griese 18-11-1, 159 yards, 2 TDs; Briscoe 1-0-1, 0 yards, 0 TDs.

Cincinnati: Anderson 27-14-1, 113 yards, 0 TDs.

RECEIVING – Miami: Warfield 4-95, 1 TD; Mandich 3-28, 1 TD; Kiick 3-19; Briscoe 1-17.

Cincinnati: Elliott 9-53; Joiner 2-33; Clark 2-18; Curtis 1-9.

INTERCEPTIONS – Miami: Anderson 1-19.

Cincinnati: Craig 1-45, 1 TD; Casanova 1-0.

SACKS – Miami: Matheson 2; Stanfill 1.

Cincinnati: None.

MISSED FIELD GOALS – Miami: None.

Cincinnati: None.

1973 AFC CHAMPIONSHIP

DOLPHINS 27, RAIDERS 10
December 30, 1973

Orange Bowl
Miami, FL

A relentless running attack with Larry Csonka and Mercury Morris accounting for 203 of the 266 yards, respectively, powered the Dolphins to a 27-10 triumph over the Oakland Raiders for a third straight American Conference title. Csonka, a 237-pound battering ram who had his third consecutive 1,000-yard season, scored three touchdowns with his 117 yards on 29 carries. The Dolphins covered 64 and 63 yards exclusively on the ground for a 14-0 halftime lead. Then as the Raiders battled to within 17-10, Bob Griese directed ground assaults of 63 yards, culminating in a field goal, and 42 yards, ending in Csonka's third TD. Defensively, safety Dick Anderson forced a fourth-down fumble by Marv Hubbard at midfield, and the Dolphins took possession with a 20-10 lead and six minutes to play. Oakland had stopped Miami's 18-game winning streak, 12-7, three months earlier.

| | | | | | | |
|----------------|----------|----------|-----------|-----------|----------|-----------|
| OAKLAND | 0 | 0 | 10 | 0 | – | 10 |
| MIAMI | 7 | 7 | 3 | 10 | – | 27 |

| | | |
|--|-------|---------|
| M – Csonka, 11 run (Yepremian kick) | 8/64 | 1- 5:13 |
| M – Csonka, 2 run (Yepremian kick) | 15/63 | 2-14:43 |
| O – FG Blanda 21 | 11/63 | 3- 5:11 |
| M – FG Yepremian 42 | 3/8 | 3- 7:33 |
| O – Siani, 25 pass from Stabler (Blanda kick) | 10/79 | 3-12:22 |
| M – FG Yepremian 26 | 11/63 | 4- 5:18 |
| M – Csonka, 2 run (Yepremian kick) | 10/42 | 4-13:11 |

ATT. – 75,105

| | Oakland | Miami |
|---|----------------|--------------|
| First Downs Total-Rush.-Pass.-Pen. | 15-4-9-2 | 21-18-2-1 |
| Total Yards-Plays-Average | 236-49-4.8 | 292-60-4.9 |
| Rushes-Yards-Average | 26-107-4.1 | 53-266-5.0 |
| Net Yards Passing-Times Thrown-Yards Lost | 129-0-0 | 26-1-8 |
| Passes Attempted-Completed-Intercepted | 23-15-1 | 6-3-1 |

| | | |
|------------------------|--------|--------|
| Punts/Number-Average | 2-51.0 | 1-39.0 |
| Penalties/Number-Yards | 3-35 | 3-26 |
| Fumbles/Number-Lost | 1-0 | 1-0 |

INDIVIDUAL STATISTICS

RUSHING – Miami: Csonka 29-117, 3 TDs; Morris 14-86; Griese 3-39; Kiick 6-12; Nottingham 1-12.

Oakland: Hubbard 10-54; C. Smith 10-35; Davis 4-15; Banaszak 2-3.

PASSING – Miami: Griese 6-3-1, 34 yards, 0 TDs.

Oakland: Stabler 23-15-1, 129 yards, 1 TD.

RECEIVING – Miami: Warfield 1-27; Briscoe 1-6; Kiick 1-1.

Oakland: C. Smith 5-43; Siani 3-45, 1 TD; Biletnikoff 2-15; Hubbard 2-11; Moore 2-9; Davis 1-6.

INTERCEPTIONS – Miami: Matheson 1-29.

Oakland: Brown 1-0.

SACKS – Miami: None.

Oakland: Sistrunk 1.

MISSED FIELD GOALS – Miami: None.

Oakland: Blanda 41(WL).

SUPER BOWL VIII

DOLPHINS 24, VIKINGS 7
January 13, 1974

Rice Stadium
Houston, TX

Winning for the 32nd time in 34 games, the Dolphins repeated as Super Bowl champions and proved themselves "Best Ever" with a 24-7 rout of the Minnesota Vikings at Rice Stadium. There was no doubt from the beginning. The Dolphins swept 62 yards in 10 plays with the opening kickoff, scoring on Larry Csonka's five-yard smash. Minnesota punted, and the onslaught resumed with a 56-yard, 10-play Dolphin drive capped by Jim Kiick's one-yard plunge. It was 17-0 before the Vikings crossed their 40, and a fourth-down fumble by Minnesota's Oscar Reed was recovered by safety Jake Scott at the Dolphins' six-yard line. A brilliant, diving catch by Paul Warfield netted 27 yards on a third-quarter TD drive that hiked the score to 24-0. Csonka finished with his best-ever total of 145 yards on 33 carries. The Dolphins rushed for 703 yards and outscored opponents 85-33 in the three-game playoff blitz. Csonka's yardage was a Super Bowl record and he was named MVP.

| | | | | | | |
|------------------|-----------|----------|----------|----------|----------|-----------|
| MINNESOTA | 0 | 0 | 0 | 7 | - | 7 |
| MIAMI | 14 | 3 | 7 | 0 | - | 24 |

| | | |
|--|-------|---------|
| MI – Csonka, 5 run (Yepremian kick) | 10/62 | 1- 9:33 |
| MI – Kiick, 1 run (Yepremian kick) | 10/56 | 1-13:38 |
| MI – FG Yepremian 28 | 7/44 | 2- 8:58 |
| MI – Csonka, 2 run (Yepremian kick) | 7/43 | 3- 6:16 |
| MN – Tarkenton, 4 run (Cox kick) | 10/57 | 4- 1:35 |

ATT. – 68,142

| | Minnesota | Miami |
|---|------------------|--------------|
| First Downs Total-Rush.-Pass.-Pen. | 14-5-8-1 | 21-13-4-4 |
| Total Yards-Plays-Average | 238-54-4.4 | 259-61-4.2 |
| Rushes-Yards-Average | 24-72-3.0 | 53-196-3.7 |
| Net Yards Passing-Times Thrown-Yards Lost | 166-2-16 | 63-1-10 |
| Passes Attempted-Completed-Intercepted | 28-18-1 | 7-6-0 |
| Punts/Number-Average | 5-42.2 | 3-39.6 |
| Penalties/Number-Yards | 7-65 | 1-4 |
| Fumbles/Number-Lost | 2-1 | 0 |

INDIVIDUAL STATISTICS

RUSHING – Miami: Csonka 33-145, 2 TDs; Morris 11-34; Kiick 7-10, 1 TD; Griese 2-7.

Minnesota: Reed 11-32; Foreman 7-18; Tarkenton 4-17, 1 TD; Marinaro 1-3; B. Brown 1-2.

PASSING – Miami: Griese 7-6-0, 73 yards, 0 TDs.

Minnesota: Tarkenton 28-18-1, 182 yards, 0 TDs.

RECEIVING – Miami: Warfield 2-33; Mandich 2-21; Briscoe 2-19.

Minnesota: Foreman 5-27; Gilliam 4-44; Voight 3-46; Marinaro 2-39; B. Brown 1-9; Kingsriter 1-9; Lash 1-9; Reed 1-(-1).

INTERCEPTIONS – Miami: Johnson 1-10.

Minnesota: None.

SACKS – Miami: Fernandez 1; Den Herder 1.

Minnesota: Paige 1.

MISSED FIELG GOALS – Miami: None.

Minnesota: None.

1974 AFC PLAYOFF

RAIDERS 28, DOLPHINS 26
December 21, 1974

Oakland-Alameda County Coliseum
Oakland, CA

Oakland quarterback Ken Stabler, falling in the clutches of Vern Den Herder, unloaded a wobbly eight-yard pass that Clarence Davis wrestled from three defenders in the end zone, and the Raiders scored a stunning 28-26 victory over the defending champion Dolphins. Stabler, who had spent the last of his timeouts, appeared to have thrown an interception. But running back Davis clutched the football when bodies were untangled with 26 seconds remaining. It was the fourth TD pass for lefthander Stabler and his second "freak" score. Four minutes earlier Cliff Branch fell while catching a pass at the Dolphins' 27, but defender Henry Stuckey also slipped, and Branch got up and escaped for a 72-yard TD. The Dolphins, trailing by two points, went ahead with 2:08 remaining as rookie Benny Malone broke two tackles on a 23-yard touchdown run along the sideline.

| | | | | | | |
|----------------|----------|----------|----------|-----------|----------|-----------|
| MIAMI | 7 | 3 | 6 | 10 | - | 26 |
| OAKLAND | 0 | 7 | 7 | 14 | - | 28 |

| | |
|--|---------------|
| M - N. Moore, 89 kickoff return (Yepremian kick) | 1- 0:15 |
| O - C. Smith, 31 pass from Stabler (Blanda kick) | 7/78 2- 7:21 |
| M - FG Yepremian 3 | 11/47 2-13:59 |
| O - Biletnikoff, 13 pass from Stabler (Blanda kick) | 9/60 3- 6:55 |
| M - Warfield, 16 pass from Griese (kick failed) | 5/65 3- 8:22 |
| M - FG Yepremian 46 | 8/53 4- 3:10 |
| O - Branch, 72 pass from Stabler (Blanda kick) | 2/83 4-10:23 |
| M - Malone, 23 run (Yepremian kick) | 4/68 4-12:52 |
| O - Davis, 8 pass from Stabler (Blanda kick) | 8/68 4-14:34 |

ATT. - 52,817

| | Miami | Oakland |
|---|--------------|----------------|
| First Downs/Total-Rush.-Pass.-Pen. | 18-10-6-2 | 19-8-11-0 |
| Total Yards-Plays-Average | 294-57-5.2 | 411-64-6.4 |
| Rushes-Yards-Average | 41-213-5.2 | 32-135-4.2 |
| Net Yards Passing-Times Thrown-Yards Lost | 81-2-20 | 276-2-17 |
| Passes Attempted-Completed-Intercepted | 14-7-1 | 30-20-1 |
| Punts/Number-Average | 6-33.2 | 7-42.7 |
| Penalties/Number-Yards | 3-15 | 3-59 |
| Fumbles/Number-Lost | 0-0 | 0-0 |

INDIVIDUAL STATISTICS

RUSHING - Miami: Csonka 24-114; Malone 14-83, 1 TD; Griese 2-14; Kiick 1-2.

Oakland: Davis 12-59; Hubbard 14-55; Banaszak 3-14; Stabler 3-7.

PASSING - Miami: Griese 14-7-1, 101 yards, 1 TD.

Oakland: Stabler 30-20-1, 293 yards, 4 TDs.

RECEIVING - Miami: Warfield 3-47, 1 TD; N. Moore 2-40; Nottingham 1-9; Kiick 1-5.

Oakland: Biletnikoff 8-122, 1 TD; Branch 3-84, 1 TD; Moore 3-22; C. Smith 2-35, 1 TD; C. Davis 2-16, 1 TD; Hubbard 1-9; Pitts 1-5.

INTERCEPTIONS - Miami: Anderson 1-14.

Oakland: Villapiano 1-5.

SACKS - Miami: Den Herder 1; Fernandez 1.

Oakland: Sistrunk 1; Jones 1.

MISSED FIELD GOALS - Miami: None.

Oakland: None.

1978 AFC WILD-CARD PLAYOFF

OILERS 17, DOLPHINS 9
December 24, 1978

Orange Bowl
Miami, FL

The Houston Oilers amassed a 455-209 margin in total yardage, and aided by five Dolphins turnovers, gained a 17-9 victory in a battle of AFC wild-card entries at the Orange Bowl. Toni Fritsch kicked a 35-yard field goal with 7:25 remaining to snap a 7-7 tie that existed since the first quarter. An interception by linebacker Greg Bingham led to a clinching 50-yard touchdown drive capped by Earl Campbell's one-yard dive with 1:55 to go. Campbell, the NFL rushing leader with 1,450 yards as a rookie, had been checked for only 16 yards on 13 carries in the first half. Dolphins quarterback Bob Griese, playing with very sore ribs, connected with tight end Andre Tillman for a 13-yard TD after Earnie Rhone had recovered a fumbled punt at the Houston 21. But Griese completed only 13 of 28 passes. Twice the Dolphins lost the ball inside the Oilers 10-yard line when the game was tied. Houston's Dan Pastorini wore a flak jacket to protect three broken ribs, and he passed for 261 of his 306-yard total in the first half.

| | | | | | | |
|----------------|----------|----------|----------|-----------|----------|-----------|
| HOUSTON | 7 | 0 | 0 | 10 | - | 17 |
| MIAMI | 7 | 0 | 0 | 2 | - | 9 |

| | | |
|--|-------|---------|
| M – Tillman, 13 pass from Griese (Yepremian kick) | 2/21 | 1- 9:58 |
| H – Wilson, 13 pass from Pastorini (Fritsch kick) | 10/71 | 1-14:57 |
| H – FG Fritsch 35 | 10/53 | 4- 7:35 |
| H – Campbell, 1 run (Fritsch kick) | 10/50 | 4-13:05 |
| M – Safety, Pastorini runs out of end zone | | 4-14:49 |

ATT. – 70,036

| | Houston | Miami |
|---|----------------|--------------|
| First Downs/Total-Rush.-Pass.-Pen. | 23-9-14-0 | 14-6-7-1 |
| Total Yards-Plays-Average | 455-77-5.9 | 209-57-3.7 |
| Rushes-Yards-Average | 45-165-3.7 | 25-91-3.6 |
| Net Yards Passing-Times Thrown-Yards Lost | 290-2-16 | 118-2-19 |
| Passes Attempted-completed-Intercepted | 30-20-0 | 30-12-3 |
| Punts/Number-Average | 5-44.0 | 5-48.6 |
| Penalties/Number-Yards | 5-37 | 1-5 |
| Fumbles/Number-Lost | 3-1 | 2-2 |

INDIVIDUAL STATISTICS

RUSHING – Miami: L. Harris 9-43; Williams 13-41; N. Moore 1-7; Bulaich 2-0.

Houston: Campbell 26-84, 1 TD; Wilson 14-76; Poole 1-12; Coleman 1-2; Pastorini 3-(-9).

PASSING – Miami: Griese 28-11-2, 114 yards, 1 TD; Strock 2-1-1, 23 yards, 0 TDs.

Houston: Pastorini 29-20-0, 306 yards, 1 TD; Barber 1-0-0, 0 yards, 0 TDs.

RECEIVING – Miami: D. Harris 4-42; N. Moore 2-28; Tillman 2-24, 1 TD; Bulaich 2-14; L. Harris 1-21; Williams 1-8.

Houston: Burrough 6-103; Wilson 5-40, 1 TD; Barber 4-112; Woods 2-22; Campbell 1-13; Caster 1-11; Coleman 1-5.

INTERCEPTIONS – Miami: None.

Houston: Bingham 1-4, Reinfeldt 1-0, Sternrick 1-0.

SACKS – Miami: Bokamper 2.

Houston: Washington 1; Bethea 1.

MISSED FIELD GOALS – Miami: Yepremian 38(WL).

Houston: Fritsch 28(B).

1979 AFC PLAYOFF

STEELERS 34, DOLPHINS 14

December 30, 1979

Three Rivers Stadium

Pittsburgh, PA

Launching a drive to their fourth Super Bowl title in six years, the Pittsburgh Steelers scored touchdowns on their first three possessions and coasted to a 34-14 victory at Three Rivers Stadium. Miami managed only 25 yards rushing against the Steel Curtain and was stopped twice in the second quarter after achieving a first down inside the Steelers 10-yard line. The Dolphins got as close as 20-7 with a seven-yard TD pass from Bob Griese to Duriel Harris in the third period, but Pittsburgh responded with a 69-yard TD drive. The Steelers marched 62, 62 and 56 yards for their first-quarter scores when quarterback Terry Bradshaw completed 8 of 10 passes, including touchdowns to John Stallworth and Lynn Swann, who was standing alone in the end zone. Don Strock directed a 13-play, 76-yard TD drive after relieving Griese in the fourth quarter

| | | | | | | |
|-------------------|-----------|----------|----------|----------|----------|-----------|
| MIAMI | 0 | 0 | 7 | 7 | - | 14 |
| PITTSBURGH | 20 | 0 | 7 | 7 | - | 34 |

| | | |
|---|-------|---------|
| P – Thornton, 1 run (Bahr kick) | 13/62 | 1- 7:02 |
| P – Stallworth, 17 pass from Bradshaw (kick blocked) | 9/62 | 1-11:03 |
| P – Swann, 20 pass from Bradshaw (Bahr kick) | 6/56 | 1-14:09 |
| M – Harris, 7 pass from Griese (von Schamann kick) | 2/11 | 3- 3:55 |
| P – Bleier, 1 run (Bahr kick) | 12/69 | 3- 8:58 |
| P – Harris, 5 run (Bahr kick) | 9/43 | 4- 5:56 |
| M – Csonka, 1 run (von Schamann kick) | 13/76 | 4-11:53 |

ATT. – 50,214

| | Miami | Pittsburgh |
|---|--------------|-------------------|
| First Downs Total-Rush.-Pass.-Pen. | 16-2-11-3 | 27-14-12-1 |
| Total Yards-Plays-Average | 249-65-3.8 | 379-72-5.3 |
| Rushes-Yards-Average | 22-25-1.1 | 40-159-3.9 |
| Net Yards Passing-Times Thrown-Yards Lost | 224-3-19 | 220-1-10 |
| Passes Attempted-Completed-Intercepted | 40-22-2 | 31-21-0 |
| Punts/Number-Average | 4-36.3 | 2-29.5 |
| Penalties Number-Yards | 4-35 | 8-41 |
| Fumbles/Number-Lost | 0-0 | 3-3 |

INDIVIDUAL STATISTICS

RUSHING – Miami: Csonka 10-20, 1 TD; Davis 2-12; Griese 1-1; Williams 8-1; Roberts 1-(-9).

Pittsburgh: Harris 21-83, 1 TD; Thornton 12-52, 1 TD; Hawthorne 2-15; Bleier 4-13, 1 TD; Anderson 1-(-4).

PASSING – Miami: Griese 26-14-1, 118 yards, 1 TD; Strock 14-8-1, 125 yards, 0 TDs.

Pittsburgh: Bradshaw 31-21-0, 230 yards, 2 TDs.

RECEIVING – Miami: Williams 6-26; Moore 5-93; Harris 3-61, 1 TD; Nathan 3-27; Davis 2-24; Hardy 2-12; Torrey 1-0.

Pittsburgh: Stallworth 6-86, 1 TD; Harris 5-32; Smith 4-41; Swann 3-37, 1 TD; Thornton 3-34.

INTERCEPTIONS – Miami: None.

Pittsburgh: Winston 1-3; Woodruff 1-0.

SACKS – Miami: Barisich 0.5; Den Herder 0.5.

Pittsburgh: Dunn 1.5; Greene 1; Lambert 0.5.

MISSING FIELD GOALS – Miami: None.

Pittsburgh: None.

1981 AFC PLAYOFF

CHARGERS 41, DOLPHINS 38 (OT)

January 2, 1982

Orange Bowl

Miami, FL

A record-setting showcase of the passing game resulted in NFL playoff marks for most points (79), most total yards (1,036) and most drama as the San Diego Chargers outlasted the Dolphins 41-38 in overtime. "The Miracle That Died" was the Miami Herald headline after the Dolphins rallied behind reserve quarterback Don Strock to overcome a 24-point deficit. The Pro Football Hall of Fame voted the contest as the "NFL's Game of the '80s." Strock completed 29 of 43 passes for 403 yards and four touchdowns, spurring the Dolphins to a 38-31 lead. A 12-yard sweep by Tony Nathan on the first play of the fourth quarter put the Dolphins on top. But Chargers quarterback Dan Fouts, who passed for an NFL record 4,802 yards during the season, led an 82-yard drive capped by a 9-yard pass to James Brooks to tie the game with 58 seconds remaining. Five players had more than 100 yards in receptions, topped by Chargers tight end Kellen Winslow with 13 catches for 166 yards. Fouts, who finished with 433 yards on 33 of 53 marksmanship, hooked up with Charlie Joiner for 39 yards to the Dolphins 10-yard line. Rolf Benirschke then kicked a 29-yard field goal to end the struggle after 13:52 of overtime. Benirschke had missed a 27-yard attempt eight minutes earlier, and Miami's Uwe von Schamann had two attempts blocked – a 43-yarder on the last play of regulation and a 35-yarder after 11:27 of overtime. It was the first game in NFL history in which two quarterbacks passed for more than 400 yards.

| | | | | | | | |
|------------------|-----------|-----------|-----------|----------|----------|----------|-----------|
| SAN DIEGO | 24 | 0 | 7 | 7 | 3 | – | 41 |
| MIAMI | 0 | 17 | 14 | 7 | 0 | – | 38 |

| | | |
|--|-------|----------|
| SD – FG Benirschke 32 | 9/64 | 1- 5:11 |
| SD – Chandler, 56 punt return (Benirschke kick) | | 1- 7:36 |
| SD – Muncie, 1 run (Benirschke kick) | 7/29 | 1-11:02 |
| SD – Brooks, 8 pass from Fouts (Benirschke kick) | 3/11 | 1-13:29 |
| M – FG von Schamann 34 | 10/63 | 2- 6:29 |
| M – Rose, 1 pass from Strock (von Schamann kick) | 7/39 | 2-12:15 |
| M – Nathan, 25 run after lateral from Harris who caught 15 pass from Strock (von Schamann kick) | 4/63 | 2-15:00 |
| M – Rose, 15 pass from Strock (von Schamann kick) | 8/74 | 3- 4:10 |
| SD – Winslow, 25 pass from Fouts (Benirschke kick) | 6/60 | 3-10:45 |
| M – Hardy, 50 pass from Strock (von Schamann kick) | 6/83 | 3-13:32 |
| M – Nathan, 12 run (von Schamann kick) | 2/15 | 4- 0:07 |
| SD – Brooks, 9 pass from Fouts (Benirschke kick) | 10/82 | 4-14:02 |
| SD – FG Benirschke 29 | 6/74 | OT-13:52 |

ATT. – 73,735

| | San Diego | Miami |
|---|------------------|--------------|
| First Downs Total-Rush.-Pass.-Pen. | 34-10-21-3 | 25-3-21-1 |
| Total Yards-Plays-Average | 564-85-6.6 | 472-79-6.0 |
| Rushes-Yards-Average | 29-149-5.1 | 28-78-2.8 |
| Net Yards Passing-Times Thrown-Yards Lost | 415-2-18 | 394-3-29 |
| Passes Attempted-Completed-Intercepted | 54-33-1 | 48-31-2 |
| Punts/Number-Average | 4-40.3 | 5-42.0 |
| Penalties/Number-Yards | 9-55 | 7-50 |
| Fumbles/Number-Lost | 3-3 | 2-1 |

INDIVIDUAL STATISTICS

RUSHING – Miami: Nathan 14-48, 1 TD; Woodley 1-10; Hill 3-8; Vigorito 1-6; Franklin 9-6.

San Diego: Muncie 24-120, 1 TD; Brooks 3-19; Fouts 2-10.

PASSING – Miami: Strock 43-29-1, 403 yards, 4 TDs; Woodley 5-2-1, 20 yards, 0 TDs.

San Diego: Fouts 53-33-1, 433 yards, 3 TDs; Muncie 1-0-0, 0 yards, 0 TDs.

RECEIVING – Miami: Nathan 9-114, 1 TD; Harris 6-106; Hardy 5-89, 1 TD; Rose 4-37, 2 TDs; Cefalo 3-62; Vigorito 2-12; Hill 2-3.

San Diego: Winslow 13-166, 1 TD; Joiner 7-108; Chandler 6-106; Brooks 4-31, 2 TDs; Muncie 2-5; Scales 1-17.

INTERCEPTIONS – Miami: L. Blackwood 1-8.

San Diego: Edwards 1-35; Buchanon 1-0.

SACKS – Miami: Bokamper 2.

San Diego: Johnson 2; Jones 1.

MISSED FIELD GOALS – Miami: von Schamann 43(S), 34(B).

San Diego: Benirschke 55(WR), 27(WL).

1982 AFC PLAYOFF (first round)

DOLPHINS 28, PATRIOTS 13
January 8, 1983

Orange Bowl
Miami, FL

For the first time in nine years, the Miami Dolphins won a playoff game, defeating the New England Patriots 28-13. Dolphins QB David Woodley had one of his finest games, completing 16 of 19 passes for 246 yards and two TDs. He was a perfect 8-8 in the second half. The Dolphins had not experienced a playoff win since January 13, 1974, when they downed Minnesota in Super Bowl VIII. The Dolphins took command in the second quarter, putting together back-to-back TD drives of 76 and 79 yards that turned a 3-0 deficit into a 14-3 halftime advantage. The four Miami TDs came on a pair of two-yard passes from Woodley to tight end Bruce Hardy, a one-yard run by Andra Franklin and Woody Bennett's two-yard burst up the middle. Franklin finished with 112 yards on 26 carries, but lost the ball three times on fumbles. Two of those fumbles resulted in John Smith field goals of 23 and 42 yards for New England.

| | | | | | | |
|--------------------|----------|-----------|----------|----------|----------|-----------|
| NEW ENGLAND | 0 | 3 | 3 | 7 | - | 13 |
| MIAMI | 0 | 14 | 7 | 7 | - | 28 |

| | | |
|---|-------|---------|
| NE – FG Smith 23 | 8/24 | 2- 3:07 |
| M – Hardy, 2 pass from Woodley (von Schamann kick) | 9/76 | 2- 8:24 |
| M – Franklin, 1 run (von Schamann kick) | 9/79 | 2-12:52 |
| NE – FG Smith 42 | 8/38 | 3- 7:56 |
| M – Bennett, 2 run (von Schamann kick) | 11/74 | 3-13:59 |
| M – Hardy, 2 pass from Woodley (von Schamann kick) | 8/62 | 4- 6:05 |
| NE – Hasselbeck, 22 pass from Grogan (Smith kick) | 6/80 | 4- 9:38 |

ATT. - 68,842

| | New England | Miami |
|---|--------------------|--------------|
| First Downs/Total-Rush.-Pass.-Pen. | 14-6-8-0 | 27-12-14-1 |
| Total Yards-Plays-Average | 237-52-4.6 | 448-66-6.8 |
| Rushes-Yards-Average | 18-77-4.3 | 45-214-4.8 |
| Net Yards Passing-Times Thrown-Yards Lost | 160-4-29 | 234-2-12 |
| Passes Attempted-Completed-Intercepted | 30-16-2 | 19-16-0 |
| Punts/Number-Average | 5-43.6 | 1-51.0 |
| Penalties/Number-Yards | 4-27 | 2-15 |
| Fumbles/Number-Lost | 1-1 | 3-3 |

INDIVIDUAL STATISTICS

RUSHING – Miami: Franklin 26-112, 1 TD; Nathan 12-71; Woodley 1-16; Bennett 5-10, 1 TD; Vigorito 1-5.

New England: van Eeghen 9-40; Collins 7-35; Tatupu 1-4; Morgan 1-(-2).

PASSING – Miami: Woodley 19-16-0, 246 yards, 2 TDs.

New England: Grogan 30-16-2, 189 yards, 1 TD.

RECEIVING – Miami: Nathan 5-68; Hardy 3-23, 2 TDs; Rose 2-47; Vigorito 2-40; Cefalo 2-27; Harris 1-36; Diana 1-5.

New England: Hasselbeck 7-87, 1 TD; Dawson 4-49; Collins 1-17; Toler 1-16; Brown 1-8; Johnson 1-7; van Eeghen 1-5.

INTERCEPTIONS – Miami: McNeal 1-16; Small 1-0.

New England: None.

SACKS – Miami: Rhone 1, Bokamper 1; Baumhower 1; Duhe 1.

New England: Owens 2.

MISSED FIELD GOALS – Miami: von Schamann 52(WR).

New England: None.

1982 AFC PLAYOFF (second round)

DOLPHINS 34, CHARGERS 13
January 16, 1983

Orange Bowl
Miami, FL

The Dolphins choked off the famed Chargers offense and won 34-13. The Dolphins defense stopped the San Diego offense, holding it to a total of 247 yards – 203 yards below its league-leading average - while holding the Chargers scoreless in the second half. Dolphins defenders intercepted QB Dan Fouts five times, sacked him three times and held the Chargers to 15 completions for 191 yards – their lowest output since a January, 1982, playoff game in the ice at Cincinnati. The Dolphins offense kept Fouts and Company on the sideline by utilizing ball control that produced 80 plays to San Diego's 54 and an overwhelming time of possession advantage; the Dolphins had the ball for 40:46 to the Chargers' 19:14. Dolphins QB David Woodley guided his team to a 214-yard ground attack while connecting on 17-22 passes for 195 yards and two TDs. Woodley opened the scoring

with a three-yard pass to Nat Moore in the first quarter and made it 14-0 by directing Miami 89 yards on 13 plays. Chargers kickoff returner Hank Bauer fumbled a kickoff which was recovered by Uwe von Schamann at the Chargers 23-yard line. Seven plays later, Woodley hit tight end Ronnie Lee on a six-yard look-in pass for the score. On the next kickoff, Dolphins rookie Rich Diana recovered a fumble by the Chargers' James Brooks, but this time Miami had to settle for a 29-yard von Schamann field goal. The Chargers scored two late TDs, one on a 28-yard pass from Fouts to Charlie Joiner and the other on Chuck Muncie's one-yard dive that ended the San Diego scoring. Von Schamann added a second field goal shortly before the end of the first half and Woodley scored on a seven-yard QB draw early in the fourth quarter.

| | | | | | | |
|------------------|----------|-----------|----------|----------|----------|-----------|
| SAN DIEGO | 0 | 13 | 0 | 0 | - | 13 |
| MIAMI | 7 | 20 | 0 | 7 | - | 34 |

| | | |
|---|-------|---------|
| M - Moore, 3 pass from Woodley (von Schamann kick) | 5/26 | 1- 6:52 |
| M - Franklin, 3 run (von Schamann kick) | 13/89 | 2- 1:28 |
| M - Lee, 6 pass from Woodley (von Schamann kick) | 7/23 | 2- 4:31 |
| M - FG von Schamann 24 | 7/30 | 2- 7:15 |
| SD - Joiner, 28 pass from Fouts (kick failed) | 3/28 | 2-11:14 |
| M - FG von Schamann 23 | 7/70 | 2-13:55 |
| SD - Muncie, 1 run (Benirschke kick) | 5/76 | 2-14:38 |
| M - Woodley, 7 run (von Schamann kick) | 8/62 | 4- 0:42 |

ATT. - 71,383

| | San Diego | Miami |
|---|------------------|--------------|
| First Downs/Total-Rush.-Pass.-Pen. | 17-5-9-3 | 29-15-11-3 |
| Total Yards-Plays-Average | 247-54-4.6 | 413-80-5.2 |
| Rushes-Yards-Average | 17-79-4.6 | 56-214-3.8 |
| Net Yards Passing-Times Thrown-Yards Lost | 168-3-23 | 199-1-16 |
| Passes Attempted-Completed-Intercepted | 34-15-5 | 23-18-1 |
| Punts/Number-Average | 4-41.3 | 3-40.3 |
| Penalties/Number-Yards | 7-62 | 6-70 |
| Fumbles/Number-Lost | 3-2 | 2-1 |

INDIVIDUAL STATISTICS

RUSHING - Miami: Franklin 23-96, 1 TD; Nathan 19-83; Woodley 3-14, 1 TD; Bennett 7-14; Orosz 1-11; Vigorito 1-2; Jensen 2-(-6).

San Diego: Muncie 11-62, 1 TD; Brooks 3-9; Fouts 2-3; Capelletti 1-5.

PASSING - Miami: Woodley 22-17-1, 195 yards, 2 TDs; Nathan 1-1-0, 20 yards, 0 TDs.

San Diego: Fouts 34-15-5, 191 yards, 1 TD.

RECEIVING - Miami: Nathan 8-55; Hardy 3-45; Cefalo 2-69; Vigorito 2-22; Harris 1-15; Lee 1-6, 1 TD; Moore 1-3, 1 TD.

San Diego: Muncie 6-53; Chandler 2-38; Brooks 2-25; Sievers 2-21; Joiner 1-28, 1 TD; Winslow 1-18; Holohan 1-8.

INTERCEPTIONS - Miami: G. Blackwood 2-19; McNeal 1-20; Small 1-16; L. Blackwood 1-(-1).

San Diego: Fox 1-18.

SACKS - Miami: Duhe 2; Bokamper 1.

San Diego: Ferguson 1.

MISSED FIELD GOALS - Miami: None.

San Diego: None.

1982 AFC CHAMPIONSHIP

DOLPHINS 14, JETS 0

January 23, 1983

Orange Bowl

Miami, FL

For the third time in as many games in 1982, the Miami Dolphins defeated the New York Jets, this time on a rainy, mud-soaked Orange Bowl field. The Dolphins set an AFC Championship Game record by holding the Jets to 139 total yards. A.J. Duhe set an AFC playoff record with three interceptions, including one he returned for a 35-yard TD. The Dolphins set an NFL record by being the first team to have defeated the same team three times in a season - two times during the regular season and once in a playoff game. On nine occasions since the AFL-NFL merger, teams had met three times in a season - but no team had won all three games. Before a crowd of 67,396, the Dolphins' Woody Bennett rumbled seven yards up the middle to score the only points the Dolphins would need. That came in the third quarter after the teams had trudged through a scoreless first half on the soggy Prescription Athletic Turf.

| | | | | | | |
|------------------|----------|----------|----------|----------|----------|-----------|
| N.Y. JETS | 0 | 0 | 0 | 0 | - | 0 |
| MIAMI | 0 | 0 | 7 | 7 | - | 14 |

| | | |
|---|------|---------|
| M - Bennett, 7 run (von Schamann kick) | 7/48 | 3- 2:05 |
| M - Duhe, 35 interception return (von Schamann kick) | | 4- 2:08 |

ATT. - 67,396

| | | |
|---|------------------|--------------|
| | N.Y. Jets | Miami |
| First Downs Total-Rush.-Pass.-Pen. | 10-2-6-2 | 13-7-5-1 |
| Total Yards-Plays-Average | 139-65-2.1 | 198-66-3.0 |
| Rushes-Yards-Average | 24-62-2.6 | 41-138-3.4 |
| Net Yards Passing-Times Thrown-Yards Lost | 77-4-26 | 60-4-27 |
| Passes Attempted-Completed-Intercepted | 37-15-5 | 21-9-3 |
| Punts/Number-Average | 10-35.7 | 10-33.3 |
| Penalties/Number-Yards | 6-42 | 3-15 |
| Fumbles/Number-Lost | 1-0 | 3-1 |

INDIVIDUAL STATISTICS

RUSHING – Miami: Woodley 8-46; Franklin 13-44; Nathan 7-24; Bennett 13-24, 1 TD.

N.Y. Jets: McNeil 17-46; Todd 4-10; Augustyniak 2-5; Dierking 1-1.

PASSING – Miami: Woodley 21-9-3, 87 yards, 0 TDs.

N.Y. Jets: Todd 37-15-5, 103 yards, 0 TDs.

RECEIVING – Miami: Vigorito 3-29; Harris 2-28; Nathan 2-4; Rose 1-20; Lee 1-6.

N.Y. Jets: Harper 4-14; Jones 3-35; Barkum 2-20; Augustyniak 2-12; McNeil 1-9; Gaffney 1-7;

Dierking 1-6; Walker 1-0.

INTERCEPTIONS – Miami: Duhe 3-36, 1 TD; Small 1-8; G. Blackwood 1-4.

N.Y. Jets: Schroy 2-1; Buttle 1-0.

SACKS – Miami: Bokamper 2, Brudzinski 1, Baumhower 1.

N.Y. Jets: Gastineau 2, Lyons 1, Neil 1.

MISSED FIELD GOALS – Miami: None.

N.Y. Jets: None.

SUPER BOWL XVII

REDSKINS 27, DOLPHINS 17
January 30, 1983

Rose Bowl
Pasadena, CA

The Washington Redskins, behind the power running of John Riggins, came from behind to win Super Bowl XVII in the famed Rose Bowl, beating Miami 27-17. Before the second-largest crowd for a Super Bowl – 103,667 fans – the Redskins took the lead for the first time with a little more than 10 minutes left on the clock. The game was marked by a Super Bowl record performance by Fulton Walker, who returned four kickoffs 190 yards, including a 98-yard TD that gave Miami a 17-10 halftime lead. It was the first kickoff returned for a TD in Super Bowl history and the longest kickoff return in playoff history. Riggins ran up 166 yards on 38 carries, both Super Bowl records. On a short-yardage play – fourth-and-one from the Redskin 43 with 10:01 to play – Riggins broke a tackle and scored on a 43-yard run. Riggins accounted for 181 total yards, five more yards than the entire Miami offense could manage in the game. In the first quarter, Miami jumped to a quick lead with a 76-yard David Woodley to Jimmy Cefalo pass for a TD.

| | | | | | | |
|-------------------|----------|-----------|----------|-----------|----------|-----------|
| MIAMI | 7 | 10 | 0 | 0 | – | 17 |
| WASHINGTON | 0 | 10 | 3 | 14 | – | 27 |

| | | |
|---|-------|----------|
| M – Cefalo, 76 pass from Woodley (von Schamann kick) | 2/80 | 1- 6:49 |
| W – FG Moseley 31 | 7/32 | 2- 0:21 |
| M – FG von Schamann 20 | 13/50 | 2- 9 :00 |
| W – Garrett, 4 pass from Theismann (Moseley kick) | 11/80 | 2-13:09 |
| M – Walker, 98 kickoff return (von Schamann kick) | | 2-13:22 |
| W – FG Moseley 20 | 6/61 | 3- 6:51 |
| W – Riggins, 43 run (Moseley kick) | 4/52 | 4- 4:59 |
| W – Brown, 6 pass from Theismann (Moseley kick) | 12/41 | 4-13:05 |

ATT. – 103,667

| | | |
|---|--------------|-------------------|
| | Miami | Washington |
| First Downs Total-Rush.-Pass.-Pen. | 9-7-2-0 | 24-14-9-1 |
| Total Yards-Plays-Average | 176-47-3.7 | 400-78-5.1 |
| Rushes-Yards-Average | 29-96-3.3 | 52-276-5.3 |
| Net Yards Passing-Times Thrown-Yards Lost | 80-1-17 | 124-3-19 |
| Passes Attempted-Completed-Intercepted | 17-4-1 | 23-15-2 |
| Punts/Number-Average | 6-37.8 | 4-42.0 |
| Penalties/Number-Yards | 4-55 | 5-36 |
| Fumbles/Number-Lost | 2-1 | 0-0 |

INDIVIDUAL STATISTICS

RUSHING – Miami: Franklin 16-49; Nathan 7-26; Woodley 4-16; Vigorito 1-4; Harris 1-1.

Washington: Riggins 38-166, 1 TD; Garrett 1-44; Harmon 9-40; Theismann 3-20; Walker 1-6.

PASSING – Miami: Woodley 14-4-1, 97 yards, 1 TD; Strock 3-0-0, 0 yards, 0 TDs.

Washington: Theismann 23-15-2, 143 yards, 2 TDs.

RECEIVING – Miami: Cefalo 2-82, 1 TD; Harris 2-15.

Washington: Brown 6-60, 1 TD; Warren 5-28; Garrett 2-13, 1 TD; Walker 1-27; Riggins 1-15.

INTERCEPTIONS – Miami: Duhe 1-0; L. Blackwood 1-0.

Washington: Murphy 1-0.

SACKS – Miami: Baumhower 1; Gordon 1; Rhone 1.
Washington: Manley 1.

MISSED FIELD GOALS – Miami: None.
Washington: None.

1983 AFC PLAYOFF

SEAHAWKS 27, DOLPHINS 20
December 31, 1983

Orange Bowl
Miami, FL

The Miami Dolphins saw their season end on a sour note as they lost a 27-20 decision to the Seattle Seahawks in the first round of the AFC playoffs. Before 71,032 fans in the Orange Bowl, Dolphins rookie quarterback Dan Marino returned from his December 4 knee injury. On their second possession, the Dolphins launched a 12-play, 80-yard drive ending with a 19-yard TD pass from Marino to tight end Dan Johnson (PAT missed). A 59-yard return by Zachary Dixon on the ensuing kickoff led to a six-yard scoring toss from Seattle's Dave Krieg to Cullen Bryant with the extra point, giving the Seahawks a one point lead. Miami immediately retaliated, using a 17-yard Marino to Mark Duper hook-up to pave the way for a 32-yard circus catch by Duper for the touchdown. Early in the third quarter, a David Overstreet fumble in Seattle territory set the Seahawks up for a 55-yard TD march featuring a 28-yard completion from Krieg to Paul Johns, and culminating in a one-yard run by Curt Warner. Norm Johnson's 27-yard field goal early in the fourth quarter gave Seattle a 17-13 lead. The Dolphins managed to regain the lead at 20-17 following a Gerald Small interception (18-yard return) and Woody Bennett's two-yard run with only 3:43 remaining. However, the lead was shortlived as the Seahawks came right back to score on Warner's short run following a pair of Krieg to Steve Largent completions for a total of 56 yards. Miami's Fulton Walker then fumbled the Seattle kickoff, thus leading to a 37-yard Johnson field goal. Another Walker kickoff fumble iced the game for the Seahawks, who were participating in the playoffs for the first time in their eight-year history.

| | | | | | | |
|----------------|----------|-----------|----------|-----------|----------|-----------|
| SEATTLE | 0 | 7 | 7 | 13 | – | 27 |
| MIAMI | 0 | 13 | 0 | 7 | – | 20 |

| | | |
|---|-------|---------|
| M – Johnson, 19 pass from Marino (kick failed) | 12/80 | 2- 2:23 |
| S – C. Bryant, 6 pass from Krieg (N. Johnson kick) | 6/38 | 2- 5:41 |
| M – Duper, 32 pass from Marino (von Schamann kick) | 7/74 | 2- 9:17 |
| S – Warner, 1 run (N. Johnson kick) | 8/55 | 3- 8:34 |
| S – FG N. Johnson 27 | 9/40 | 4- 4:18 |
| M – Bennett, 2 run (von Schamann kick) | 3/16 | 4-11:17 |
| S – Warner, 2 run (N. Johnson kick) | 5/66 | 4-13:12 |
| S – FG N. Johnson 37 | 4/8 | 4-13:45 |

ATT. – 71,032

| | Seattle | Miami |
|---|----------------|--------------|
| First Downs Total-Rush.-Pass.-Pen. | 21-12-9-0 | 21-9-11-1 |
| Total Yards-Plays-Average | 334-72-4.6 | 321-56-5.7 |
| Rushes-Yards-Average | 42-151-3.6 | 30-128-4.3 |
| Net Yards Passing-Times Thrown-Yards Lost | 183-1-9 | 193-0-0 |
| Passes Attempted-Completed-Intercepted | 29-15-1 | 26-15-2 |
| Punts/Number-Average | 4-38.0 | 4-35.5 |
| Penalties/Number-Yards | 2-15 | 5-30 |
| Fumbles/Number-Lost | 0-0 | 3-3 |

INDIVIDUAL STATISTICS

RUSHING – Miami: Overstreet 9-50; Bennett 7-31, 1 TD; Franklin 6-28; Nathan 8-19.
Seattle: Warner 29-113, 2 TDs; C. Bryant 5-22; Hughes 4-21; Krieg 4-(-5).

PASSING – Miami: Marino 25-15-2, 193 yards, 2 TDs; Clayton 1-0-0, 0 yards, 0 TDs.
Seattle: Krieg 28-15-1, 192 yards, 1 TD; Zorn 1-0-0, 0 yards, 0 TDs.

RECEIVING - Miami: Duper 9-117, 1 TD; Johnson 2-29, 1 TD; Moore 2-26; Rose 1-15; Nathan 1-6.
Seattle: Warner 5-38; Johns 4-60; Largent 2-56; Doornink 2-26; C. Bryant 2-12, 1 TD.

INTERCEPTIONS – Miami: Small 1-18.
Seattle: Harris 1-0; Justin 1-0.

SACKS – Miami: Baumhower 1.
Seattle: None.

MISSED FIELD GOALS – Miami: None.
Seattle: N. Johnson 48(B).

1984 AFC PLAYOFF

DOLPHINS 31, SEAHAWKS 10
December 29, 1984

Orange Bowl
Miami, FL

The Miami Dolphins, led by quarterback Dan Marino's three touchdown passes and a defense that shut out the opposition in three of four quarters, defeated the Seattle Seahawks 31-10 before 73,469 fans in the Orange Bowl. The Dolphins moved in front on their second possession and stayed there. Running back Tony Nathan keyed the 68-yard drive by gaining 38 yards on four carries,

including the touchdown on a 14-yard run. A 26-yard Marino to Mark Clayton completion was the long play of the scoring march. A 32-yard interception return by Seattle's John Harris and a 25-yard pass from Dave Krieg to Steve Largent paved the way for Norm Johnson's 27-yard field goal that cut Miami's lead to 7-3. The Dolphins, however, came right back to score on their next series as a 20-yard reception by Woody Bennett preceded Marino's 34-yard scoring hook-up with Jimmy Cefalo. The Seahawks made it 14-10 at halftime when Largent scored on a 56-yard catch-and-run play. After Miami's defense had stopped Seattle on the Dolphins 24-yard line to open the second half, the Dolphins embarked on a 13-play, 76-yard TD drive that included a Bruce Hardy touchdown catch from three yards out. After the Seahawks' Jeff West managed just a seven-yard punt, Clayton made an acrobatic catch on a tipped ball in the end zone for a 33-yard TD. Miami closed out the scoring on Uwe von Schamann's 37-yard field goal in a drive that featured a 32-yard Marino to Hardy pass.

| | | | | | | |
|---------|---|----|----|---|---|----|
| SEATTLE | 0 | 10 | 0 | 0 | - | 10 |
| MIAMI | 7 | 7 | 14 | 3 | - | 31 |

| | | | | |
|---|---|--|-------|---------|
| M | - | Nathan, 14 run (von Schamann kick) | 8/68 | 1-10:51 |
| S | - | FG Johnson 27 | 7/29 | 2-1:24 |
| M | - | Cefalo, 34 pass from Marino (von Schamann kick) | 4/60 | 2- 4:07 |
| S | - | Largent, 56 pass from Krieg (Johnson kick) | 4/70 | 2-11:37 |
| M | - | Hardy, 3 pass from Marino (von Schamann kick) | 13/76 | 3-10:35 |
| M | - | Clayton, 33 pass from Marino (von Schamann kick) | 2/33 | 3-12:35 |
| M | - | FG von Schamann 37 | 8/69 | 4-3:32 |

ATT. - 73,469

| | | |
|---|------------|------------|
| | Seattle | Miami |
| First Downs Total-Rush.-Pass.-Pen. | 8-2-6-0 | 22-8-12-2 |
| Total Yards-Plays-Average | 267-55-4.9 | 405-70-5.8 |
| Rushes-Yards-Average | 18-51-2.8 | 36-143-4.0 |
| Net Yards Passing-Times Thrown-Yards Lost | 216-2-18 | 262-0-0 |
| Passes Attempted-completed-Intercepted | 35-20-0 | 34-21-2 |
| Punts/Number-Average | 7-37.0 | 3-37.0 |
| Penalties/Number-Yards | 4-20 | 1-5 |
| Fumbles/Number-Lost | 1-1 | 0-0 |

INDIVIDUAL STATISTICS

- RUSHING** - Miami: Nathan 18-76, 1 TD; Bennett 11-41; P. Johnson 6-22; Carter 1-4.
Seattle: Doornink 10-35; Hughes 7-14; Krieg 1-2.
- PASSING** - Miami: Marino 34-21-2, 262 yards, 3 TDs.
Seattle: Krieg 35-20-0, 234 yards, 1 TD.
- RECEIVING** - Miami: Clayton 5-75, 1 TD; Nathan 4-20; Hardy 3-48, 1 TD; Duper 3-32; Cefalo 2-43, 1 TD; Moore 2-11; Bennett 1-20; Rose 1-13.
Seattle: Largent 6-128, 1 TD; Doornink 6-23; Turner 3-38; Skansi 2-31; Hughes 1-8; C. Young 1-5; Krieg 1-1.
- INTERCEPTIONS** - Miami: None.
Seattle: Harris 2-45.
- SACKS** - Miami: Betters 1; Brudzinski 1.
Seattle: None.
- MISSED FIELD GOALS** - Miami: von Schamann 43(WR), 37(WL).
Seattle: N. Johnson 41(WL).

1984 AFC CHAMPIONSHIP

DOLPHINS 45, STEELERS 28 **Orange Bowl**
Miami, FL
January 6, 1985

The Miami Dolphins, led by Dan Marino's 421 yards passing (four touchdowns) and Mark Duper's 148 yards receiving, advanced to Super Bowl XIX by defeating the Pittsburgh Steelers, 45-28, in the AFC Championship Game before 76,029 fans in the Orange Bowl. The Dolphins scored on their first offensive series as they moved 67 yards in four plays following a William Judson interception, with the TD coming on a 40-yard pass from Marino to Mark Clayton. Pittsburgh's first score came on Rich Erenberg's seven-yard run that had been set up by Walter Abercrombie's 38 yards gained in the 66-yard march. A 26-yard Uwe von Schamann field goal preceded a 65-yard toss from the Steelers' Mark Malone to John Stallworth that gave Pittsburgh a 14-10 lead. The Dolphins then scored two TDs in the final 2:52 of the first half, the first score coming on a 41-yard reception by Duper. After Lyle Blackwood's interception, Marino hit TE Joe Rose for a 28-yard gain before Tony Nathan gave the Dolphins a 24-14 lead on a two-yard run. Miami then scored on its first three second-half possessions, leading off with Marino's 36-yard scoring strike to Duper. The Steelers closed the gap to 31-21 on Malone's 19-yarder to Stallworth (33-yarder to Louis Lipps in drive). Completions to Duper (41 yards), Nathan (20 yards) and Nat Moore (28 yards) then led to a one-yard TD dive by Woody Bennett. Moore then caught a six-yard touchdown pass before Wayne Capers closed out the scoring with a 29-yard TD reception.

| | | | | | | |
|-------------------|----------|-----------|-----------|----------|----------|-----------|
| PITTSBURGH | 7 | 7 | 7 | 7 | — | 28 |
| MIAMI | 7 | 17 | 14 | 7 | — | 45 |

| | | |
|--|-------|---------|
| M — Clayton 40 pass from Marino (von Schamann kick) | 4/67 | 1- 7:15 |
| P — Erenberg, 7 run (Anderson kick) | 7/66 | 1-11:30 |
| M — FG von Schamann 26 | 8/55 | 2- 5:56 |
| P — Stallworth, 65 pass from Malone (Anderson kick) | 3/71 | 2-12:08 |
| M — Duper, 41 pass from Marino (von Schamann kick) | 5/77 | 2-13:30 |
| M — Nathan, 2 run (von Schamann kick) | 5/35 | 2-14:24 |
| M — Duper, 36 pass from Marino (von Schamann kick) | 4/78 | 3- 1:48 |
| P — Stallworth, 19 pass from Malone (Anderson kick) | 9/72 | 3- 7:05 |
| M — Bennett, 1 run (von Schamann kick) | 10/80 | 3-13:20 |
| M — Moore, 6 pass from Marino (von Schamann kick) | 9/66 | 4- 3:55 |
| P — Capers, 29 pass from Malone (Anderson kick) | 5/84 | 4-14:35 |

ATT. — 76,029

| | Pittsburgh | Miami |
|---|-------------------|--------------|
| First Downs/Total-Rush.-Pass.-Pen. | 22-8-14-0 | 28-10-18-0 |
| Total Yards-Plays-Average | 455-68-6.7 | 569-71-8.0 |
| Rushes-Yards-Average | 32-143-4.5 | 38-134-3.5 |
| Net Yards Passing-Times Thrown-Yards Lost | 312-0-0 | 435-0-0 |
| Passes Attempted-Completed-Intercepted | 36-20-3 | 33-22-1 |
| Punts/Number-Average | 3-43.7 | 2-42.5 |
| Penalties/Number-Yards | 3-30 | 3-25 |
| Fumbles/Number-Lost | 2-1 | 1-1 |

INDIVIDUAL STATISTICS

RUSHING — Miami: Nathan 19-64, 1 TD; P. Johnson 10-39; Bennett 8-33, 1 TD; Strock 1-(-)2.

Pittsburgh: Abercrombie 15-68; Pollard 11-48; Erenberg 6-27, 1 TD.

PASSING — Miami: Marino 32-21-1, 421 yards, 4 TDs; Nathan 1-1-0, 14 yards, 0 TDs.

Pittsburgh: Malone 36-20-3, 312 yards, 3 TDs.

RECEIVING — Miami: Nathan 8-114; Duper 5-148, 2 TDs; Clayton 4-95, 1 TD; Moore 2-34, 1 TD; Hardy 2-16; Rose 1-28.

Pittsburgh: Erenberg 5-59; Stallworth 4-111, 2 TDs; Lipps 3-45; Sweeney 3-42; Pollard 3-13;

Capers 1-29, 1 TD; Abercrombie 1-13.

INTERCEPTIONS — Miami: Judson 1-34; G. Blackwood 1-4; L. Blackwood 1-4.

Pittsburgh: Shell 1-18.

SACKS — Miami: None.

Pittsburgh: None.

MISSSED FIELD GOALS — Miami: von Schamann 52(S).

Pittsburgh: Anderson 53(WR).

SUPER BOWL XIX

49ERS 38, DOLPHINS 16
January 20, 1985

Stanford Stadium
Palo Alto, CA

The Miami Dolphins, unable to score in the game's final two quarters, dropped a 38-16 decision to the San Francisco 49ers in Super Bowl XIX before 84,059 fans in Stanford Stadium. The Dolphins were outgained in the contest by a 537-314 margin with the 49ers maintaining possession for 37:11. Miami opened the scoring on its first possession as Uwe von Schamann converted a 37-yard field goal (key play — Dan Marino's 25-yard completion to Tony Nathan). San Francisco jumped ahead 7-3 when QB Joe Montana led the Niners on an eight-play, 78-yard drive that culminated in a 33-yard TD toss to Carl Monroe. The Dolphins scored their only touchdown of the game on their next series as two Marino completions to Mark Clayton (18, 13 yards) and a 21-yarder to Dan Johnson paved the way for Johnson's two-yard scoring catch. Touchdown runs of eight and two yards by Roger Craig and Montana's six-yard scamper gave San Francisco a 28-10 lead. Von Schamann then connected on field goals of 31 and 30 yards in the final 12 seconds of the first half to close the Dolphins' deficit to 28-16. The 49ers upped their lead on their initial second-half possession on Ray Wersching's 27-yard field goal, before closing out the scoring on Craig's 16-yard scoring reception (key play — 40-yard Montana to Wendell Tyler pass play).

| | | | | | | |
|----------------------|-----------|-----------|-----------|----------|----------|-----------|
| MIAMI | 10 | 6 | 0 | 0 | — | 16 |
| SAN FRANCISCO | 7 | 21 | 10 | 0 | — | 38 |

| | | |
|--|-------|---------|
| M — FG von Schamann 37 | 7/45 | 1- 7:36 |
| SF — Monroe, 33 pass from Montana (Wersching kick) | 8/78 | 1-11:48 |
| M — Johnson, 2 pass from Marino (von Schamann kick) | 6/70 | 1-14:15 |
| SF — Craig, 8 pass from Montana (Wersching kick) | 4/47 | 2- 3:26 |
| SF — Montana, 6 run (Wersching kick) | 6/55 | 2- 8:02 |
| SF — Craig, 2 run (Wersching kick) | 9/52 | 2-12:55 |
| M — FG von Schamann 31 | 12/72 | 2-14:48 |
| M — FG von Schamann 30 | 1/0 | 2-15:00 |

| | | |
|--|-------|---------|
| SF – FG Wersching 27 | 10/43 | 3- 4:48 |
| SF – Craig, 16 pass from Montana (Wersching kick) | 5/70 | 3- 8:42 |

ATT. – 84,059

| | Miami | San Francisco |
|---|--------------|----------------------|
| First Downs Total-Rush.-Pass.-Pen. | 19-2-17-0 | 31-16-15-0 |
| Total Yards-Plays-Average | 314-63-5.0 | 537-76-7.1 |
| Rushes-Yards-Average | 9-25-2.8 | 40-211-5.3 |
| Net Yards Passing-Times Thrown-Yards Lost | 289-4-29 | 326-1-5 |
| Passes Attempted-Completed-Intercepted | 50-29-2 | 35-24-0 |
| Punts/Number-Average | 6-39.3 | 3-32.7 |
| Penalties/Number-Yards | 1-10 | 2-10 |
| Fumbles/Number-Lost | 1-0 | 2-2 |

INDIVIDUAL STATISTICS

RUSHING – Miami: Nathan 5-18; Bennett 3-7; Marino 1-0.

San Francisco: Tyler 13-65; Montana 5-59, 1 TD; Craig 15-58, 1 TD; Harmon 5-20; Solomon 1-5; Cooper 1-4.

PASSING – Miami: Marino 50-29-2, 318 yards, 1 TD.

San Francisco: Montana 35-24-0, 331 yards, 3 TDs.

RECEIVING – Miami: Nathan 10-83; Clayton 6-92; Rose 6-73; Johnson 3-28, 1 TD; Moore 2-17; Cefalo 1-14; Duper 1-11.

San Francisco: Craig 8-82, 2 TDs; Clark 5-72; Francis 5-60; Tyler 4-70; Monroe 1-33, 1 TD; Solomon 1-14.

INTERCEPTIONS – Miami: None.

San Francisco: Wright 1-0; Williamson 1-0.

SACKS – Miami: Betters 1.

San Francisco: Board 2; Johnson 1; Tuiaosopo 1.

MISSED FIELD GOALS – Miami: None.

San Francisco: None.

1985 AFC PLAYOFF

DOLPHINS 24, BROWNS 21
January 4, 1986

Orange Bowl
Miami, FL

Most people had not given them much of a chance to win, but the 8-8 Cleveland Browns nearly upset the 12-4 Dolphins in the Orange Bowl. It would take two Ron Davenport touchdowns in the final 17 minutes to send Miami to a 24-21 victory and the AFC Championship Game against New England the following week. Fuad Reveiz put the Dolphins on the board early with a 51-yard field goal on Miami's first drive of the game. But Cleveland came back to score 21 unanswered points, and held a 21-3 advantage midway through the third quarter. Cleveland rookie quarterback Bernie Kosar, who had played two college seasons in the Orange Bowl for the University of Miami, hit Ozzie Newsome with a 16-yard touchdown pass for the Browns first points of the day. Earnest Byner (16-161) ran in from 21 yards out just before the half, and then he broke a 66-yard touchdown jaunt 3:38 into the second half. Just like that, the improbable began to look possible. Dan Marino connected with Nat Moore for a six-yard touchdown pass just over six minutes later and Miami had closed the margin to 21-10. Then it was time for Davenport (6-48) to show his stuff. First, he hit the hole for a 31-yard touchdown run late in the third period and then he closed the scoring and put Miami up for good, going over from one yard out with just 1:57 remaining in the game.

| | | | | | | |
|------------------|----------|----------|-----------|----------|----------|-----------|
| CLEVELAND | 7 | 7 | 7 | 0 | - | 21 |
| MIAMI | 3 | 0 | 14 | 7 | - | 24 |

| | | |
|---|-------|---------|
| M – FG Reveiz 51 | 5/25 | 1- 4:26 |
| C – Newsome, 16 pass from Kosar (Bahr kick) | 10/82 | 1-13:36 |
| C – Byner, 21 run (Bahr kick) | 8/55 | 2-14:02 |
| C – Byner, 66 run (Bahr kick) | 4/80 | 3- 3:38 |
| M – N. Moore, 6 pass from Marino (Reveiz kick) | 13/74 | 3- 9:47 |
| M – Davenport, 31 run (Reveiz kick) | 5/48 | 3-13:19 |
| M – Davenport, 1 run (Reveiz kick) | 9/73 | 4-13:03 |

ATT. – 75,128

| | Cleveland | Miami |
|---|------------------|--------------|
| First Downs Total-Rush.-Pass.-Pen. | 17-11-5-1 | 20-6-13-1 |
| Total Yards-Plays-Average | 313-57-5.5 | 330-64-5.2 |
| Rushes-Yards-Average | 37-251-6.8 | 19-92-4.8 |
| Net Yards Passing-Times Thrown-Yards Lost | 62-1-4 | 238-0-0 |
| Passes Attempted-Completed-Intercepted | 19-10-1 | 45-25-1 |
| Punts/Number-Average | 6-37.2 | 5-41.6 |
| Penalties/Number-Yards | 6-49 | 2-20 |
| Fumbles/Number-Lost | 1-0 | 1-0 |

INDIVIDUAL STATISTICS

RUSHING – Miami: Davenport 6-48, 2 TDs; Nathan 7-21; Bennett 4-17; Carter 2-6.

Cleveland: Byner 16-161, 2 TDs; Mack 13-56; Dickey 6-28; Kosar 2-6.

PASSING – Miami: Marino 45-25-1, 238 yards, 1 TD.

Cleveland: Kosar 19-10-1, 66 yards, 1 TD.

RECEIVING – Miami: Nathan 10-101; Hardy 5-51; N. Moore 4-29, 1 TD; Johnson 2-17; Rose 1-17; Clayton 1-15; Bennett 1-6; Carter 1-2.

Cleveland: Byner 4-25; Newsome 2-22, 1 TD; Holt 2-2; Cl. Weathers 1-12; Fontenot 1-5.

INTERCEPTIONS – Miami: Lankford 1-2.

Cleveland: Rogers 1-45.

SACKS – Miami: Moore 1.

Cleveland: None.

MISSED FIELD GOALS – Miami: Reveiz 47(S).

Cleveland: None.

1985 AFC CHAMPIONSHIP

PATRIOTS 31, DOLPHINS 14

January 12, 1986

Orange Bowl

Miami, FL

The New England Patriots garnered a bid to their first Super Bowl by snapping an 18-game losing streak to the Dolphins in Miami with a 31-14 triumph, in what would be the final NFL postseason game at the Orange Bowl. The Patriots' only previous victory in Miami came in the first meeting between the two teams in 1966. New England backs Craig James (22-105) and Robert Weathers (16-87) combined for 192 yards rushing and quarterback Tony Eason was on target with a 10-12 performance for 71 yards as the Pats set up a Super Bowl date with the Chicago Bears. After New England got on the board first with a Tony Franklin 23-yard field goal, the Dolphins stormed back for their only lead of the afternoon when Dan Marino passed 10 yards to Dan Johnson early in the second quarter. Eason brought New England right back with three touchdown tosses, and the Pats led 24-7 after three quarters. Miami's last score of the day came early in the fourth quarter when Tony Nathan grabbed a 10-yard TD pass from Marino. New England fullback Mosi Tatupu ended the game's scoring with a one-yard TD jaunt midway through the fourth quarter.

| | | | | | | |
|--------------------|----------|-----------|----------|----------|----------|-----------|
| NEW ENGLAND | 3 | 14 | 7 | 7 | - | 31 |
| MIAMI | 0 | 7 | 0 | 7 | - | 14 |

| | | |
|--|-------|---------|
| NE – FG Franklin 23 | 6/14 | 1- 6:40 |
| M – Johnson, 10 pass from Marino (Reveiz kick) | 11/80 | 2- 0:21 |
| NE – Collins, 4 pass from Eason (Franklin kick) | 8/66 | 2- 4:50 |
| NE – D. Ramsey, 1 pass from Eason (Franklin kick) | 7/36 | 2- 9:35 |
| NE – Weathers, 2 pass from Eason (Franklin kick) | 6/25 | 3- 3:02 |
| M – Nathan, 10 pass from Marino (Reveiz kick) | 1/10 | 4- 0:32 |
| NE – Tatupu, 1 run (Franklin kick) | 9/45 | 4- 7:26 |

ATT. – 74,978

| | New England | Miami |
|---|--------------------|--------------|
| First Downs Total-Rush.-Pass.-Pen. | 21-15-6-0 | 18-3-15-0 |
| Total Yards-Plays-Average | 326-71-4.6 | 302-62-4.9 |
| Rushes-Yards-Average | 59-255-4.3 | 13-68-5.2 |
| Net Yards Passing-Times Thrown-Yards Lost | 71-0-0 | 234-1-14 |
| Passes Attempted-Completed-Intercepted | 12-10-0 | 48-20-2 |
| Punts/Number-Average | 5-40.2 | 4-41.3 |
| Penalties/Number-Yards | 2-15 | 4-35 |
| Fumbles/Number-Lost | 2-2 | 5-4 |

INDIVIDUAL STATISTICS

RUSHING – Miami: Carter 6-56; Davenport 3-6; Nathan 2-4; Bennett 1-2; Marino 1-0.

New England: C. James 22-105; Weathers 16-87; Collins 12-61; Tatupu 6-9, 1 TD; Eason 3-(-7).

PASSING – Miami: Marino 48-20-2, 248 yards, 2 TDs.

New England: Eason: 12-10-0, 71 yards, 3 TDs.

RECEIVING – Miami: Nathan 5-57, 1 TD; Hardy 3-52; Duper 3-45; Clayton 3-41; Davenport 3-23; Johnson 1-10, 1 TD; N. Moore 1-10; Rose 1-10.

New England: D. Ramsey 3-18, 1 TD; Collins 3-15, 1 TD; Morgan 2-30; Tatupu 1-6; Weathers 1-2, 1 TD.

INTERCEPTIONS – Miami: None.

New England: Marion 1-21; Clayborn 1-0.

SACKS – Miami: None.

New England: Veris 1.

MISSED FIELD GOALS – Miami: Reveiz 31(WR).

New England: Franklin 41(WL).

1990 AFC FIRST ROUND PLAYOFF

DOLPHINS 17, CHIEFS 16
January 5, 1991

Joe Robbie Stadium
Miami, FL

Dan Marino threw two fourth quarter touchdown passes to lead the Dolphins to a dramatic come-from-behind 17-16 playoff win over the Kansas City Chiefs before a crowd of 67,276 at Joe Robbie Stadium. In the final period, Marino hit on all eight of his pass attempts for 101 yards and two touchdowns. It was the 16th time in his career that Marino has engineered a fourth quarter comeback. Including the third quarter, Marino hit on his last ten pass attempts to lead the Dolphins back from a 13-3 deficit to a 17-16 win. The Chiefs opened the scoring in the first quarter when Charles Washington blocked a Reggie Roby punt and returned the ball to Miami's 37-yard line. However, Miami's defense stiffened and held the Chiefs to a 27-yard field goal by Nick Lowery. Miami kicker Pete Stoyanovich tied the score at 3-3 in the second period by booting an NFL playoff record 58-yard field goal. Stoyanovich's kick broke the previous record of 54 yards by Detroit's Eddie Murray on December 24, 1983, against San Francisco and it was the second-longest kick of Stoyanovich's career. The Chiefs took a 10-3 halftime lead by scoring on a 26-yard touchdown strike from Steve DeBerg to Stephone Paige. The Chiefs extended their lead to 16-3 on a pair of third quarter field goals by Lowery from 25 and 38 yards. In the fourth quarter, the Dolphins closed the score to 16-10 as Marino hit fullback Tony Paige with a one-yard touchdown pass. The key play in the drive was a two-yard run by Sammie Smith on a fourth-and-two from Kansas City's 45-yard line. The Dolphins forced the Chiefs to punt on their next possession and received the ball on their own 15-yard line with 10:39 left in the game. The Dolphins converted three third downs and drove to the Chiefs' 12-yard line with 3:28 left in the contest before Marino hit Mark Clayton with a 12-yard touchdown pass to give Miami a 17-16 lead. However, the Chiefs had a chance to win the game as they drove from their own 22-yard line to the Dolphin 34 before Lowery's 52-yard field goal attempt was just short.

| | | | | | | |
|--------------------|----------|----------|----------|-----------|----------|-----------|
| KANSAS CITY | 3 | 7 | 6 | 0 | - | 16 |
| MIAMI | 0 | 3 | 0 | 14 | - | 17 |

| | | |
|--|-------|---------|
| KC – FG Lowery 27 | 9/28 | 1- 9:56 |
| M – FG Stoyanovich 58 | 9/40 | 2- 0:05 |
| KC – Paige, 26 pass from DeBerg (Lowery kick) | 4/61 | 2-13:06 |
| KC – FG Lowery 25 | 11/63 | 3-10:14 |
| KC – FG Lowery 38 | 4/8 | 3-12:10 |
| M – Paige, 1 pass from Marino (Stoyanovich kick) | 10/66 | 4- 2:42 |
| M – Clayton, 12 pass from Marino (Stoyanovich kick) | 11/85 | 4-11:32 |

ATT. – 67,276

| | Kansas City | Miami |
|---|--------------------|--------------|
| First Downs/Total-Rush.-Pass.-Pen. | 16-4-11-1 | 23-7-14-2 |
| Total Yards-Plays-Average | 367-55-6.7 | 311-64-4.8 |
| Rushes-Yards-Average | 24-103-4.3 | 32-98-3.1 |
| Net Yards Passing-Times Thrown-Yards Lost | 264-1-5 | 213-2-8 |
| Passes Attempted-Completed-Intercepted | 30-17-1 | 30-19-0 |
| Punts/Number-Average | 4-35.0 | 3-39.7 |
| Penalties/Number-Yards | 4-35 | 2-22 |
| Fumbles/Number-Lost | 0-0 | 2-2 |

INDIVIDUAL STATISTICS

RUSHING – Miami: Smith 20-82; Logan 7-17; Paige 1-2; Marino 4-(-3).

Kansas City: Okoye 13-83; Word 9-13; McNair 2-7.

PASSING – Miami: Marino 30-19-0, 221 yards, 2 TDs.

Kansas City: DeBerg 30-17-1, 269 yards, 1 TD.

RECEIVING – Miami: Clayton 5-66, 1 TD; Paige 5-30, 1 TD; Duper 3-36; Edmunds 2-49; Smith 2-22; Jensen 1-11; Martin 1-7.

Kansas City: Paige 8-142, 1 TD; McNair 3-22; Harry 2-59; Roberts 2-26; R. Thomas 1-15; Hayes 1-5.

INTERCEPTIONS – Miami: Williams 1-0.

Kansas City: None.

SACKS – Miami: Griggs 1.

Kansas City: Smith 1.5; Cooper 0.5.

MISSED FIELD GOALS – Miami: Stoyanovich 57(S).

Kansas City: Lowery 52(S).

1990 AFC DIVISIONAL PLAYOFF

BILLS 44, DOLPHINS 34
January 12, 1991

Rich Stadium
Orchard Park, NY

The Miami Dolphins saw the 1990 season come to an end with a 44-34 loss to the Buffalo Bills in an AFC Divisional Playoff contest in the snow and ice at Rich Stadium. The game was an offensive shootout

as the teams combined for 78 points, 48 first downs, 923 total net yards, 662 passing yards, 261 rushing yards, nine touchdowns and five field goals. Individually, Dan Marino (23 of 49 for 323 yards with three TDs and two INTs) and Jim Kelly (19-29-339-3-1) both passed for over 300 yards. Kelly became the only quarterback to throw for over 300 yards against the Dolphin defense in 1990. Mark Duper (three catches for 113 yards and a score) and Buffalo's Andre Reed (4-122-2) and James Lofton (7-149-1) all went over the 100-yard receiving mark. On the ground, the Bills' Thurman Thomas (32 carries for 117 yards and two TDs) and Miami's Sammie Smith (21-99) led the way. Buffalo dominated the first quarter and jumped out to a 13-3 lead. The Bills scored on their first possession as Kelly hit Reed with a 40-yard touchdown strike and the Dolphins answered the score with a 49-yard field goal to close the score to 7-3. Buffalo added a pair of Scott Norwood field goals – from 24 and 22 yards – to close the first quarter scoring. The Bills struck first in the second quarter on a five-yard run by Thomas to lead 20-3. Miami answered the score on its next possession as Marino and Duper combined for a 64-yard touchdown. The Bills came right back and scored as Kelly threw 13 yards for a score to Lofton to take a 27-10 lead. On their next possession Miami was forced to punt, however the Bills' Al Edwards fumbled the punt and Reggie Roby recovered for Miami on Buffalo's 47-yard line. Miami drove down to the two-yard line where Marino ran in for the score to narrow Buffalo's lead to 27-17 at the half. The Dolphins and Buffalo exchanged third quarter field goals as Stoyanovich hit from 22 yards and Norwood connected from 28 yards. Miami closed the score to 30-27 early in the fourth quarter as Marino threw a two-yard touchdown pass to offensive guard Roy Foster. It was the first reception and touchdown of Foster's career as he became the first offensive or defensive lineman to score an offensive touchdown in a post-season contest since Chicago Bears' defensive tackle William Perry rumbled in from a yard out in Super Bowl XX on January 26, 1986. However, the Bills struck back for 14 quick points to put the game away. First, Thomas scored his second touchdown of the game on a five-yard run. On the ensuing kickoff, Miami returner Marc Logan fumbled the ball and Norwood recovered for Buffalo on the Dolphins' 29-yard line. Two plays later, Kelly and Reed combined for a 26-yard scoring toss and a 44-27 lead. The Dolphins scored the final touchdown of the game with just 1:15 remaining as Marino hit Tony Martin with an eight-yard touchdown pass.

| | | | | | | |
|----------------|-----------|-----------|----------|-----------|----------|-----------|
| MIAMI | 3 | 14 | 3 | 14 | – | 34 |
| BUFFALO | 13 | 14 | 3 | 14 | – | 44 |

| | | |
|--|-------|---------|
| B – Reed, 40 pass from Kelly (Norwood kick) | 5/76 | 1- 1:54 |
| M – FG Stoyanovich 49 | 10/40 | 1- 8:00 |
| B – FG Norwood 24 | 6/57 | 1-10:11 |
| B – FG Norwood 22 | 9/33 | 1-14:09 |
| B – Thomas, 5 run (Norwood kick) | 5/67 | 2- 2:56 |
| M – Duper, 64 pass from Marino (Stoyanovich kick) | 4/80 | 2- 5:06 |
| B – Lofton, 13 pass from Kelly (Norwood kick) | 11/68 | 2- 9:49 |
| M – Marino, 2 run (Stoyanovich kick) | 7/47 | 2-14:49 |
| M – FG Stoyanovich 22 | 8/62 | 3- 4:57 |
| B – FG Norwood 28 | 9/37 | 3-13:22 |
| M – Foster, 2 pass from Marino (Stoyanovich kick) | 6/43 | 4- 0:55 |
| B – Thomas, 5 run (Norwood kick) | 10/63 | 4- 4:32 |
| B – Reed, 26 pass from Kelly (Norwood kick) | 2/29 | 4- 5:08 |
| M – Martin, 8 pass from Marino (Stoyanovich kick) | 15/91 | 4-13:45 |

ATT. – 77,087

| | Miami | Buffalo |
|---|--------------|----------------|
| First Downs/Total-Rush.-Pass.-Pen. | 24-9-13-2 | 24-7-16-1 |
| Total Yards-Plays-Average | 430-76-5.6 | 493-66-7.5 |
| Rushes-Yards-Average | 27-107-3.9 | 37-154-4.2 |
| Net Yards Passing-Times Thrown-Yards Lost | 323-0-0 | 339-0-0 |
| Passes Attempted-Completed-Intercepted | 49-23-2 | 29-19-1 |
| Punts/Number-Average | 2-40.0 | 1-47.0 |
| Penalties/Number-Yards | 4-32 | 4-30 |
| Fumbles/Number-Lost | 1-1 | 3-1 |

INDIVIDUAL STATISTICS

RUSHING – Miami: Smith 21-99; Logan 5-6; Marino 1-2, 1 TD.

Buffalo: Thomas 32-117, 2 TDs; Kelly 5-37.

PASSING – Miami: Marino 49-23-2, 323 yards, 3 TDs.

Buffalo: Kelly: 29-19-1, 339 yards, 3 TDs.

RECEIVING – Miami: Clayton 4-82; Martin 4-44, 1 TD; Jensen 4-38; Duper 3-113, 1 TD; Edmunds 3-21; Logan 2-6; Smith 1-9; Paige 1-6; Foster 1-2, 1 TD.

Buffalo: Lofton 7-149, 1 TD; Reed 4-122, 2 TDs; Thomas 3-38; McKeller 3-15; Edwards 1-12; Davis 1-3.

INTERCEPTIONS – Miami: Williams 1-0.

Buffalo: Odomes 1-9; Kelso 1-0.

SACKS – Miami: None.

Buffalo: None.

MISSED FIELD GOALS – Miami: None.

Buffalo: None.

1992 AFC DIVISIONAL PLAYOFF

DOLPHINS 31, CHARGERS 0
January 10, 1993

Joe Robbie Stadium
Miami, FL

Miami cornerback Troy Vincent recorded a pair of interceptions and quarterback Dan Marino threw three touchdown passes to lead the Miami Dolphins to a 31-0 win over the San Diego Chargers in the AFC Divisional Playoffs before a crowd of 71,224 at Joe Robbie Stadium. Miami's 31-point margin of victory was the largest by the team in a playoff game. The previous largest margin of victory in the post-season by the Dolphins was three 21-point wins as Miami had a 21-0 win over the Baltimore Colts on January 2, 1972 in the Orange Bowl, a 34-13 win over the San Diego Chargers on January 16, 1983 in the Orange Bowl and a 31-10 win over the Seattle Seahawks on December 29, 1984 in the Orange Bowl. Overall, the Miami defense totaled four interceptions (also safety Louis Oliver and linebacker Bryan Cox), a forced fumble (by cornerback Stephen Braggs), a fumble recovery (by linebacker Dwight Hollier) and a sack (by defensive end Jeff Hunter). The Dolphins held the Chargers to just ten first downs (three rushing and seven passing), 202 yards of total offense (70 rushing and 132 passing) and three of 15 on third down conversions. The Chargers' 15 possessions ended in seven punts, four interceptions, twice on downs, once on a lost fumble and once at the end of the first half. Following a scoreless first quarter, the Dolphins exploded for 21 points in the second quarter to take a 21-0 lead at the half. Miami's 21 points in the second quarter was the most scored by the Dolphins in any quarter of a playoff game in team history. The previous team high for points in a quarter was 20 points which was scored by Miami in the second quarter against San Diego on January 6, 1983. Miami opened the scoring following a Vincent interception which gave the team possession on San Diego's 48-yard line. Marino led the Dolphins on a nine-play, 48-yard drive which was capped-off as Marino tossed a one-yard scoring pass to fullback Tony Paige. The Dolphins increased their lead to 14-0 later in the period as the team again gained possession of the ball following a Vincent interception and drove 37 yards and scored on a nine-yard connection from Marino to tight end Keith Jackson. Miami scored the final points of the first half as Marino again connected with Jackson and the tight end made a diving 30-yard reception in the end zone for the score. Jackson became just the fourth player in team history to record two touchdown receptions for the Dolphins in a playoff contest. Miami and San Diego played to a scoreless third quarter before the Dolphins scored the game's final ten points in the fourth quarter. Miami increased its lead to 24-0 early in the final stanza as kicker Pete Stoyanovich booted a 22-yard field goal. The Dolphins scored the final points of the game as running back Aaron Craver scored on a 25-yard run to increase the margin to 31-0.

| | | | | | | |
|------------------|----------|-----------|----------|-----------|----------|-----------|
| SAN DIEGO | 0 | 0 | 0 | 0 | - | 0 |
| MIAMI | 0 | 21 | 0 | 10 | - | 31 |

| | | |
|--|-------|---------|
| M - Paige, 1 pass from Marino (Stoyanovich kick) | 9/48 | 2- 8:30 |
| M - Jackson, 9 pass from Marino (Stoyanovich kick) | 2/37 | 2-13:14 |
| M - Jackson, 30 pass from Marino (Stoyanovich kick) | 4/42 | 2-14:33 |
| M - FG Stoyanovich 22 | 12/60 | 4- :57 |
| M - Craver, 25 run (Stoyanovich kick) | 6/53 | 4- 6:41 |

ATT. - 71,224

| | San Diego | Miami |
|---|------------------|--------------|
| First Downs/Total-Rush.-Pass.-Pen. | 10-3-7-0 | 18-9-9-0 |
| Total Yards-Plays-Average | 202-62-3.3 | 324-69-4.7 |
| Rushes-Yards-Average | 16-70-4.4 | 40-157-3.9 |
| Net Yards Passing-Times Thrown-Yards Lost | 132-1-8 | 167-0-0 |
| Passes Attempted-Completed-Intercepted | 45-18-4 | 29-17-0 |
| Punts/Number-Average | 7-46.3 | 8-41.0 |
| Penalties/Number-Yards | 4-39 | 0-0 |
| Fumbles/Number-Lost | 3-1 | 3-1 |

INDIVIDUAL STATISTICS

RUSHING - Miami: Craver 8-72, 1 TD; Humphrey 23-71; Parmalee 5-18; Clayton 1-0; Mitchell 1-(-1); Saxton 2-(-3).

San Diego: Bieniemy 4-26; Butts 7-25; Humphries 1-10; Harmon 4-9.

PASSING - Miami: Marino 29-17-0, 167 yards, 3 TDs.

San Diego: Humphries 44-18-4, 140 yards, 0 TDs; Kidd 1-0-0, 0 yards, 0 TDs.

RECEIVING - Miami: Paige 5-14, 1 TD; Jackson 4-53, 2 TDs; Humphrey 4-30; Duper 3-57; Craver 1-13.

San Diego: Harmon 9-73; Walker 3-33; Lewis 2-12; Miller 2-12; Jefferson 1-10; Butts 1-0.

INTERCEPTIONS - Miami: Vincent 2-2; Oliver 1-21; Cox 1-7.

San Diego: None.

SACKS - Miami: Hunter 1.

San Diego: None.

MISSED FIELD GOALS - Miami: None.

San Diego: None.

1992 AFC CHAMPIONSHIP

BILLS 29, DOLPHINS 10
January 17, 1993

Joe Robbie Stadium
Miami, FL

The Miami Dolphins suffered five turnovers (two interceptions and three fumbles) as the team dropped a 29-10 decision to the Buffalo Bills in the AFC Championship Game before a crowd of 72,703 at Joe Robbie Stadium. Buffalo opened the scoring midway through the opening period as defensive end Bruce Smith sacked Miami quarterback Dan Marino and forced a fumble which was recovered by Bills linebacker Darryl Talley on the Dolphins' 47-yard line. Buffalo scored off the takeaway as Steve Christie converted on a 21-yard field goal. Miami tied the score at 3-3 later in the period as Pete Stoyanovich converted on a 51-yard field goal attempt. The Bills took a 10-3 lead early in the second period as quarterback Jim Kelly threw a 17-yard touchdown pass to running back Thurman Thomas. On Miami's next possession, Marino's pass attempt was batted in the air by Buffalo defensive end Phil Hansen and intercepted by Hansen on the Dolphins' 17-yard line. The Bills increased their lead to 13-3 as Christie kicked on a 33-yard field goal. Buffalo took a 20-3 lead early in the third quarter by capitalizing on another Miami turnover as kick returner Mike Williams fumbled the second half kickoff and Buffalo's Carwell Gardner recovered the ball on the Dolphins' 25-yard line. The Bills scored four plays later as running back Kenneth Davis ran into the end zone for a two-yard touchdown. Buffalo increased its lead to 26-3 as Christie hit on a pair of field goals from 21 and 31 yards. Miami closed the score to 26-10 as Marino connected with wide receiver Mark Duper on a 15-yard touchdown pass. With the TD pass, Marino extended his streak to ten consecutive playoff games with one or more touchdown passes which is tied with the Raiders' Ken Stabler (1973-77) for the NFL's all-time record for consecutive post-season games with a touchdown pass. In addition, Duper's touchdown reception was his fifth post-season touchdown catch and broke the team's playoff record for career touchdown receptions. Duper was tied with wide receiver Paul Warfield (four TDs on 34 career playoff catches) and tight end Bruce Hardy (four TDs on 26 catches). Buffalo closed the scoring later in the period as Christie converted his fifth field goal of the game with a 38-yarder.

| | | | | | | |
|----------------|----------|-----------|-----------|----------|----------|-----------|
| BUFFALO | 3 | 10 | 10 | 6 | - | 29 |
| MIAMI | 3 | 0 | 0 | 7 | - | 10 |

| | | |
|--|-------|----------|
| B - FG Christie 21 | 6/43 | 1- 9:17 |
| M - FG Stoyanovich 51 | 7/39 | 1- 13:03 |
| B - Thomas, 17 pass from Kelly (Christie kick) | 7/64 | 2- :40 |
| B - FG Christie 33 | 4/2 | 2- 2:59 |
| B - Davis, 2 run (Christie kick) | 5/24 | 3- 1:58 |
| B - FG Christie 21 | 15/67 | 3- 11:33 |
| B - FG Christie 31 | 5/39 | 4- :04 |
| M - Duper, 15 pass from Marino (Stoyanovich kick) | 9/62 | 4- 7:28 |
| B - FG Christie 38 | 7/23 | 4- 12:23 |

ATT. - 72,703

| | Buffalo | Miami |
|---|----------------|--------------|
| First Downs/Total-Rush.-Pass.-Pen. | 20-10-8-2 | 15-1-14-0 |
| Total Yards-Plays-Average | 358-73-4.9 | 276-60-4.6 |
| Rushes-Yards-Average | 48-182-3.8 | 11-33-3.0 |
| Net Yards Passing-Times Thrown-Yards Lost | 176-1-1 | 243-4-25 |
| Passes Attempted-Completed-Intercepted | 24-17-2 | 45-22-2 |
| Punts/Number-Average | 2-34.5 | 4-37.0 |
| Penalties/Number-Yards | 3-20 | 5-40 |
| Fumbles/Number-Lost | 1-0 | 4-3 |

INDIVIDUAL STATISTICS

RUSHING - Miami: Humphrey 8-22; Craver 2-13; Marino 1-(-2).

Buffalo: Thomas 20-96; Davis 19-61, 1 TD; Lamb 1-16; Reed 2-6; Kelly 3-4; Gardner 3-(-1).

PASSING - Miami: Marino 45-22-2, 268 yards, 1 TD.

Buffalo: Kelly 24-17-2, 177 yards, 1 TD.

RECEIVING - Miami: Jackson 5-71; Humphrey 5-41; Martin 3-55; Clayton 3-32; Duper 2-36, 1 TD; Banks 2-18; Craver 2-15.

Buffalo: Thomas 5-70, 1 TD; Davis 4-52; Reed 3-25; Lofton 2-19; McKeller 1-11; Metzelaars 1-6; Gardner 1-(-6).

INTERCEPTIONS - Miami: Brown 1-32; Oliver 1-0.

Buffalo: Hicks 1-31; Hansen 1-0.

SACKS - Miami: Coleman 1.

Buffalo: Smith 1.5; Hansen 1; Bennett 1; Talley 0.5.

MISSED FIELD GOALS - Miami: None.

Buffalo: Christie 38(WL).

1994 AFC FIRST-ROUND PLAYOFF

DOLPHINS 27, CHIEFS 17
December 31, 1994

Joe Robbie Stadium
Miami, FL

Dan Marino threw a pair of touchdown passes to lead the Dolphins to a 27-17 win in a First-Round playoff contest against the Kansas City Chiefs before a crowd of 69,757 at Joe Robbie Stadium. The game was billed as Marino-Montana III and the duel between the two future Hall of Famers lived up to the pregame hype. Marino completed 22 of 29 passes for 257 yards with two touchdowns and no interceptions and Montana countered by hitting on 26 of 37 passes for 314 yards with two scores and an interception. The first half was an offensive shootout which was tied at 17-17 with neither team being forced to punt. Kansas City opened the scoring as Montana tossed a one-yard touchdown pass to tight end Derrick Walker. Miami answered the score on its first possession as Bernie Parmalee scored on a one-yard run. The Chiefs came right back to close the first quarter scoring at 14-7 as Montana threw a short pass to fullback Kumble Anders who turned the play into a 57-yard catch and run for the touchdown. Miami cut the score to 14-10 early in the second quarter as Pete Stoyanovich booted a 40-yard field goal. Kansas City upped its lead to 17-10 later in the quarter as Lin Elliott booted a 21-yard field goal. The Dolphins closed the first half scoring as Marino tossed a one-yard touchdown pass to tight end Ronnie Williams. The scoring pass set an NFL record as it marked Marino's 11th consecutive post-season game with a touchdown toss. He moved past a tie with Montana (San Francisco/Kansas City) and Ken Stabler (Oakland) for the longest all-time streak of playoff games with a touchdown pass in NFL history. The Dolphins dominated the second half and outscored the Chiefs by a 10-0 margin. Miami took its first lead of the ballgame at 24-17 on the first drive of the third quarter as Marino and Irving Fryar connected on a seven-yard touchdown pass. Miami increased its lead to 27-17 on a 40-yard field goal late in the third period. The Dolphins forced a pair of turnovers by the Chiefs in Miami territory to preserve the win. First, cornerback J.B. Brown intercepted a Montana aerial on the goal line to stop a drive and then safety Michael Stewart forced and recovered a fumble by Marcus Allen on the Dolphins' 34-yard line.

| | | | | | | |
|--------------------|-----------|-----------|-----------|----------|----------|-----------|
| KANSAS CITY | 14 | 3 | 0 | 0 | - | 17 |
| MIAMI | 7 | 10 | 10 | 0 | - | 27 |

| | | |
|---|-------|---------|
| KC - Walker, 1 pass from Montana (Elliott kick) | 11/80 | 1- 6:28 |
| M - Parmalee, 1 run (Stoyanovich kick) | 10/72 | 1-12:40 |
| KC - Anders, 57 pass from Montana (Elliott kick) | 4/83 | 1-15:20 |
| M - FG Stoyanovich 40 | 7/35 | 2- 2:45 |
| KC - FG Elliott, 21 | 12/69 | 2- 8:48 |
| M - R. Williams, 1 pass from Marino (Stoyanovich kick) | 13/80 | 2-14:38 |
| M - Fryar, 7 pass from Marino (Stoyanovich kick) | 6/64 | 3- 3:02 |
| M - FG Stoyanovich 40 | 10/59 | 3-13:24 |

ATT. - 69,757

| | Kansas City | Miami |
|---|--------------------|--------------|
| First Downs/Total-Rush.-Pass.-Pen. | 24-7-17-0 | 22-7-13-2 |
| Total Yards-Plays-Average | 414-60-6.9 | 381-61-6.2 |
| Rushes-Yards-Average | 23-100-4.3 | 31-132-4.3 |
| Net Yards Passing-Times Thrown-Yards Lost | 314-0-0 | 249-1-8 |
| Passes Attempted-Completed-Intercepted | 37-26-1 | 29-22-0 |
| Punts/Number-Average | 2-40.0 | 3-43.3 |
| Penalties/Number-Yards | 4-15 | 6-50 |
| Fumbles/Number-Lost | 3-1 | 0-0 |

INDIVIDUAL STATISTICS

RUSHING - Miami: Parmalee 18-57, 1 TD; Spikes 9-49; McDuffie 1-19; Marino 2-4; Craver 1-3.

Kansas City: Allen 14-64; Anders 5-17; Hill 2-14; Montana 2-5.

PASSING - Miami: Marino 29-22-0, 257 yards, 2 TDs.

Kansas City: Montana 37-26-1, 314 yards, 2 TDs.

RECEIVING - Miami: Fryar 6-71, 1 TD; Craver 4-35; Parmalee 2-34; K. Jackson 2-29; M. Williams 2-28; McDuffie 2-25; Saxon 2-24; Miller 1-10; R. Williams 1-1, 1 TD.

Kansas City: K. Anders 6-103, 1 TD; Allen 5-49; Birden 4-56; Cash 3-38; Walker 3-27, 1 TD; Dawson 3-21; Hill 1-11; Davis 1-9.

INTERCEPTIONS - Miami: Brown 1-24.

Kansas City: None.

SACKS - Miami: None.

Kansas City: Thomas 1.

MISSED FIELD GOALS - Miami: None.

Kansas City: None.

1994 AFC DIVISIONAL PLAYOFF

CHARGERS 22, DOLPHINS 21
January 8, 1995

Jack Murphy Stadium
San Diego, CA

Natrone Means rushed for 139 yards and a touchdown to lead the Chargers to a 22-21 win over the Miami Dolphins in an AFC Divisional Playoff contest before a crowd of 63,381 at Jack Murphy Stadium. San Diego had the first scoring threat of the game as they drove down to Miami's 26-yard line, but Miami's Marco Coleman forced a fumble by Means to stop the drive. Following the takeaway, the Dolphins opened the scoring as Dan Marino capped a nine-play, 79-yard drive with an eight-yard scoring pass to tight end Keith Jackson. The Chargers closed the score to 7-3 on their next possession as John Carney booted a 20-yard field goal. Prior to the field goal attempt, San Diego had a first-and-goal from the Dolphins' six-yard line but the Miami defense stiffened and held the Chargers out of the end zone. The Dolphins increased their lead to 14-3 on their next possession as Marino and Jackson connected again in the end zone for a nine-yard touchdown pass. Jackson's two touchdown receptions in the contest tied Miami's all-time single-game playoff record, which was accomplished five previous times. San Diego answered the touchdown with another field goal as Carney connected on a 21-yard effort. Once again, San Diego had a first-and-goal on Miami's six-yard line and the Dolphin defense limited the Chargers to a field goal. Miami closed the first half scoring as Marino threw a 16-yard touchdown pass to Mike Williams with just 27 seconds left in the first half to take a 21-6 lead. San Diego opened the third quarter with a long drive which was halted when Means was held for no gain on a fourth-and-one play from Miami's one-yard line and the Dolphins took possession of the ball. However, on Miami's first play following the goal line stand, Dolphins running back Bernie Parmalee was tackled in the end zone for a safety to bring the score to 21-8. Following a free kick by Miami's John Kidd, the Chargers got the ball on their own 46-yard line and drove for a 24-yard touchdown run by Means to cut the score to 21-15. Miami had the ball for just one play — the safety by Parmalee — in the entire third quarter. San Diego took a 22-21 lead with just 35 seconds left in regulation as Stan Humphries threw an eight-yard touchdown pass to wide receiver Mark Seay. The Dolphins had one final chance to win the game as Marino drove the team down to the Chargers' 30-yard line but Pete Stoyanovich's 48-yard field goal attempt with just eight seconds remaining was wide right.

| | | | | | | |
|------------------|----------|-----------|----------|----------|----------|-----------|
| MIAMI | 7 | 14 | 0 | 0 | — | 21 |
| SAN DIEGO | 0 | 6 | 9 | 7 | — | 22 |

| | | |
|--|-------|---------|
| M — K. Jackson, 8 pass from Marino (Stoyanovich kick) | 9/79 | 1-12:36 |
| SD — FG Carney 20 | 15/72 | 2- 4:24 |
| M — K. Jackson, 9 pass from Marino (Stoyanovich kick) | 6/52 | 2- 7:39 |
| SD — FG Carney 21 | 9/70 | 2-12:13 |
| M — M. Williams, 16 pass from Marino (Stoyanovich kick) | 9/70 | 2-14:33 |
| SD — SAFETY — Parmalee tackled in end zone by Davis | | 3- 8:06 |
| SD — Means, 24 run (Carney kick) | 8/54 | 3-12:18 |
| SD — Seay, 8 pass from Humphries (Carney kick) | 10/61 | 4-14:25 |

ATT. — 63,381

| | Miami | San Diego |
|---|--------------|------------------|
| First Downs/Total-Rush.-Pass.-Pen. | 17-2-12-3 | 28-12-15-1 |
| Total Yards-Plays-Average | 282-47-6.0 | 466-85-5.5 |
| Rushes-Yards-Average | 8-26-3.3 | 40-202-5.1 |
| Net Yards Passing-Times Thrown-Yards Lost | 256-1-6 | 264-2-12 |
| Passes Attempted-Completed-Intercepted | 38-24-0 | 43-28-2 |
| Punts/Number-Average | 5-45.2 | 2-43.5 |
| Penalties/Number-Yards | 7-47 | 5-67 |
| Fumbles/Number-Lost | 1-0 | 2-1 |

INDIVIDUAL STATISTICS

RUSHING — Miami: Parmalee 7-16; Craver 1-10.

San Diego: Means 24-139 1 TD; Bieniemy 4-33; Culver 6-14; Harmon 3-12; Jefferson 1-3; Humphries 2-1.

PASSING — Miami: Marino 38-24-0, 262 yards, 3 TDs.

San Diego: Humphries 43-28-2, 276 yards, 1TD.

RECEIVING — Miami: K. Jackson 8-109, 2 TDs; Fryar 5-70; McDuffie 5-46; Craver 2-8; Parmalee 2-8; M. Williams 1-16, 1 TD; Saxon 1-5.

San Diego: Harmon 7-57; Seay 6-61, 1 TD; Martin 5-62; Jefferson 3-44; Means 3-16; Culver 2-23; Pupunu 2-13.

INTERCEPTIONS — Miami: Smith 1-14; Stewart 1-0.

San Diego: None.

SACKS — Miami: Coleman 2.

San Diego: Team 1.

MISSED FIELD GOALS — Miami: Stoyanovich 48(WR).

San Diego: None.

1995 AFC FIRST-ROUND PLAYOFF

BILLS 37, DOLPHINS 22
December 30, 1995

Rich Stadium
Orchard Park, NY

The Buffalo Bills cruised out to a 24-0 halftime lead en route to a 37-22 victory in an AFC First Round Playoff game in front of 73,103 fans at Rich Stadium. The contest proved to be the last game for Don Shula as head coach of the Dolphins. The Bills, led by running back Thurman Thomas' 158 yards, grounded out an AFC Playoff record 341 rushing yards, breaking the old mark of 318 set by the San Diego Chargers against Boston in 1963. Miami quarterback Dan Marino tied an NFL postseason record, with Bernie Kosar while he was a member of the Cleveland Browns in 1986, with 64 passing attempts and completed 33 (tied for second-highest in NFL postseason) of them for 422 yards (third-highest in NFL postseason). The two teams set a new NFL postseason record with 1,038 combined total net yards, breaking the old mark of 1,036 by the Dolphins and the San Diego Chargers in an overtime game in 1981. The Bills took an early 7-0 lead when Thomas scored on a one-yard touchdown run. Buffalo kicker Steve Christie put the Bills ahead 10-0 at the midway point of the first quarter with a 48-yard field goal. Buffalo needed just four plays to go 68 yards and took a 17-0 advantage when fullback Darick Holmes ran 21 yards for a touchdown with 9:54 left in the half. On the Dolphins' next possession, they drove to the Buffalo 40-yard line but Marino was hit by Bills defensive end Phil Hansen as he threw and the tipped ball was intercepted by linebacker Mario Perry. It took Buffalo just 49 seconds to make the score 24-0 as Kelly connected with Steve Tasker on a 37-yard touchdown pass to cap a three-play, 62-yard drive midway through the second quarter. The Bills added to their lead in the third quarter by driving 55 yards on ten plays and extended their lead to 27-0 when Christie booted a 23-yard field goal late in the third quarter. Miami got on the board when they took the ball on their next possession and drove 67 yards on nine plays and made the score 27-7 when Marino hit wide receiver O.J. McDuffie on a five-yard touchdown pass. The Bills increased their lead to 34-7 when they culminated a 61-yard drive with a 44-yard touchdown run by fullback Tim Tindale with 9:31 remaining in the game. The Dolphins cut the lead to 34-14 on their next possession as Marino connected with wide receiver Randal Hill on a 45-yard touchdown to close out a seven-play, 68-yard drive. The Bills answered with an eight-play, 44-yard drive that saw Christie kick a 42-yard field goal to make the score 37-14. Miami then took its next possession and marched 73 yards on eight plays and cut the lead to 37-22 when running back Terry Kirby ran one-yard for the score and a two-point conversion from Marino to McDuffie was good. The Dolphins then attempted an onside kick and safety Michael Stewart recovered at the Buffalo 49-yard line. However, Miami's last threat of the game was stopped when Marino was intercepted by Bills cornerback Ken Irvin at Buffalo's 13-yard line with 1:51 left in the game. McDuffie set a new club postseason record (tied with nine others for sixth-highest all-time in NFL postseason) with 11 receptions for 154 yards (a new Dolphin postseason record, surpassing Mark Duper's 148 yards vs. Pittsburgh in 1985).

| | | | | | | |
|----------------|-----------|-----------|----------|-----------|----------|-----------|
| MIAMI | 0 | 0 | 0 | 22 | - | 22 |
| BUFFALO | 10 | 14 | 3 | 10 | - | 37 |

| | | |
|--|-------|---------|
| B - Thomas, 1 run (Christie kick) | 7/58 | 1- 5:02 |
| B - FG Christie 48 | 6/26 | 1- 7:58 |
| B - Holmes, 21 run (Christie kick) | 4/68 | 2- 5:06 |
| B - Tasker, 37 pass from Kelly (Christie kick) | 3/62 | 2- 7:39 |
| B - FG Christie 23 | 10/55 | 3-13:57 |
| M - McDuffie, 5 pass from Marino (Stoyanovich kick) | 9/67 | 4- 1:07 |
| B - Tindale, 44 run (Christie kick) | 3/61 | 4- 5:29 |
| M - R. Hill, 45 pass from Marino (Stoyanovich kick) | 7/68 | 4- 6:59 |
| B - FG Christie 42 | 8/44 | 4-10:24 |
| M - Kirby, 1 run (Marino pass to McDuffie) | 8/73 | 4-12:51 |

ATT. - 73,103

| | Miami | Buffalo |
|---|--------------|----------------|
| First Downs/Total-Rush.-Pass.-Pen. | 26-5-20-1 | 27-18-9-0 |
| Total Yards-Plays-Average | 502-80-6.3 | 536-74-7.2 |
| Rushes-Yards-Average | 14-70-5.0 | 52-341-6.6 |
| Net Yards Passing-Times Thrown-Yards Lost | 432-0-0 | 195-0-0 |
| Passes Attempted-Completed-Intercepted | 66-34-3 | 22-12-2 |
| Punts/Number-Average | 3-38.3 | 4-34.5 |
| Penalties/Number-Yards | 4-15 | 5-29 |
| Fumbles/Number-Lost | 2-1 | 1-0 |

INDIVIDUAL STATISTICS

RUSHING - Miami: Byars 4-22; Kidd 1-18; Parmalee 5-13; McDuffie 1-9; Kirby 2-8, 1 TD; Marino 1-0.
 Buffalo: Thomas 25-158, 1 TD; Holmes 15-87, 1 TD; Tindale 4-68, 1 TD; Brooks 2-28; Tasker 2-7; Kelly 3-(-3); Copeland 1-(-4).
PASSING - Miami: Marino 64-33-3, 422 yards, 2 TDs; Kosar 1-1-0, 10 yards, 0 TDs; McDuffie 1-0-0, 0 yards, 0 TDs.
 Buffalo: Kelly 22-12-2, 195 yards, 1 TD.

RECEIVING – Miami: McDuffie 11-154, 1 TD; Kirby 8-68; Parmalee 4-51; Byars 4-30; Fryar 3-29; Hill 2-59, 1 TD; Clark 2-41.

Buffalo: Tasker 5-108, 1 TD; Thomas 3-42; Cline 2-32; Brooks 2-13.

INTERCEPTIONS – Miami: Atkins 1-26; Vincent 1-0.

Buffalo: Perry 1-3; Johnson 1-2; Irvin 1-0.

SACKS – Miami: None.

Buffalo: None.

MISSED FIELD GOALS – Miami: Stoyanovich 53(S).

Buffalo: None.

1997 AFC FIRST-ROUND PLAYOFF

PATRIOTS 17, DOLPHINS 3
December 28, 1997

Foxboro Stadium
Foxboro, MA

The New England Patriots recorded their third win of the 1997 season over the Dolphins, and their fourth straight over Miami dating back to 1996, by holding Miami to just a field goal in their 17-3 triumph in a first-round playoff game at Foxboro Stadium. The loss was the Dolphins' third straight in the postseason. New England held Miami to 162 yards of total offense, the lowest total in the 32-game postseason history for the Dolphins, below a 176-yard performance against Washington in Super Bowl XVII. In addition, the three points scored by the Dolphins equalled the fewest points scored by the team in a playoff game with a 24-3 loss to the Dallas Cowboys in Super Bowl VI. Overall, New England forced three Miami turnovers, while the Patriots did not commit any miscues and 14 of New England's 17 points resulted from a Dolphins turnover. The Patriots sacked Dolphins quarterback Dan Marino four times on the day and Marino was held without a touchdown for the first time in 14 career playoff games. The Dolphins got to the Patriots' 39 late in the first quarter, but were stopped on third and fourth-and-one. The Patriots had an opportunity to take a 3-0 lead early in the second quarter, but Adam Vinatieri missed wide left on a 48-yard field goal attempt. Three plays later, Chris Slade intercepted a Dan Marino pass and returned it 22 yards to the Dolphins' 29. That led to a 24-yard touchdown pass from Drew Bledsoe to Troy Brown three plays afterward, on third-and-five, 4:33 into the second quarter. New England took over at its own 40 with 2:16 left in the first half and drove to the Dolphins' 30 before Vinatieri missed wide right on a 47-yard field goal try with 30 seconds on the clock. On the second play of the second half, Todd Collins picked off a Marino pass and brought it back 40 yards for a touchdown. The Patriots extended their lead to 17 points with 1:58 left in the third quarter when Vinatieri capped a 15-play, 67-yard drive with a 22-yard field goal. The Dolphins got their only points of the game nine seconds into the fourth quarter, on an Olindo Mare 38-yard field goal. Miami had gained possession at the Patriots' 43 after a Corey Harris 40-yard kickoff return and a ten-yard tripping penalty on the Patriots. Harris recovered the ensuing onside kick, and the Dolphins took over at their own 44. On the next play, however, Chris Canty stripped the ball from Marino and Slade recovered at the Dolphins' 41. Miami got into New England territory on each of its last two possessions – getting as far as the 45 and 43 – but were stopped on fourth down on each occasion.

| | | | | | | |
|--------------------|----------|----------|-----------|----------|----------|-----------|
| MIAMI | 0 | 0 | 0 | 3 | – | 3 |
| NEW ENGLAND | 0 | 7 | 10 | 0 | – | 17 |

| | | |
|--|-------|---------|
| NE – Brown, 24 pass from Bledsoe (Vinatieri kick) | 3/29 | 2- 4:33 |
| NE – Collins, 40 interception return (Vinatieri kick) | | 3- :55 |
| NE – FG Vinatieri 22 | 15/67 | 3-13:02 |
| M – FG Mare 38 | 8/23 | 4- :09 |

ATT. – 73,103

| | Miami | New England |
|---|--------------|--------------------|
| First Downs/Total-Rush.-Pass.-Pen. | 10-2-6-2 | 15-7-7-1 |
| Total Yards-Plays-Average | 162-64-2.5 | 228-66-3.5 |
| Rushes-Yards-Average | 17-42-2.5 | 31-108-3.5 |
| Net Yards Passing-Times Thrown-Yards Lost | 120-4-21 | 120-3-19 |
| Passes Attempted-Completed-Intercepted | 43-17-2 | 32-16-0 |
| Punts/Number-Average | 7/37.4 | 7/36.7 |
| Penalties/Number-Yards | 5-21 | 5-31 |
| Fumbles/Number-Lost | 2-1 | 2-0 |

INDIVIDUAL STATISTICS

RUSHING – Miami: Parmalee 9-22; Abdul-Jabbar 5-16; McPhail 1-4; Marino 1-2; Pritchett 1-(-2).

New England: Cullors 22-86; Grier 6-16; Bledsoe 2-4; Meggett 1-2.

PASSING – Miami: Marino 43-17-2, 141 yards, 0 TDs.

New England: Bledsoe 32-16-0, 139 yards, 1 TD.

RECEIVING – Miami: McPhail 5-28; L. Thomas 3-62; Parmalee 3-13; McDuffie 3-6; Perriman 1-13; Jordan 1-11; Drayton 1-8.

New England: Glenn 4-57; Coates 4-25; Brown 2-32, 1 TD; Meggett 2-11; Jefferson 1-7; Purnell 1-4; Gash 1-3; Cullors 1-0.

INTERCEPTIONS – Miami: None.

New England: Collins 1-40, 1 TD; Slade 1-22.

SACKS – Miami: Armstrong 1; Brigrance 1; Gardener 1.

New England: Canty 1; Johnson 1; McGinest 1; Slade 1.

MISSED FIELD GOALS – Miami: None.

New England: Vinatieri 48(WL); 47(WR).

1998 AFC FIRST-ROUND PLAYOFF

DOLPHINS 24, BILLS 17
January 2, 1999

Pro Player Stadium
Miami, FL

The Dolphins recorded their first playoff win since the 1994 season, snapping a three-game losing streak in the postseason with a 24-17 win in an AFC First-Round Playoff game over the Buffalo Bills at Pro Player Stadium. Doug Flutie connected with Eric Moulds for a 65-yard completion on the game's first play from scrimmage, but Terrell Buckley stripped the ball and Brock Marion returned the fumble 17 yards to the Dolphins' 29-yard line. That led to a 16-play, 57-yard drive which used 8:23 of the clock and ended with an Olindo Mare 31-yard field goal. Miami made it a 6-0 game on Mare's second field goal of the afternoon, from 40 yards out, 4:24 into the second quarter. The score capped an 11-play, 66-yard drive that consumed 6:22 of the clock. Mare attempted an onside kick on the ensuing kickoff that was recovered by the Bills' Dan Brandenburg. Three plays later, Buffalo took its first lead of the game when Thurman Thomas ran it in from one-yard out, two plays after Flutie and Moulds combined for a 37-yard completion to the Dolphins' five-yard line. Buffalo got to the Dolphins' six-yard line with 24 seconds remaining in the first half, but Marion picked off a Flutie pass and returned it 19 yards. A personal foul penalty on the Bills put the Dolphins at their own 35. Dan Marino then completed a 52-yard pass to Oronde Gadsden who then lateraled the ball to O.J. McDuffie, putting the Dolphins at the Bills' nine-yard line. Mare, however, hit the right upright on a 26-yard field goal attempt as time expired in the half. The Dolphins regained the lead at 13-7 on Karim Abdul-Jabbar's three-yard touchdown run with 2:32 left in the third quarter. Abdul-Jabbar rushed for 21 yards on the 52-yard drive, which was accomplished in 12 plays and saw the Dolphins connect on three third down conversions. Stanley Pritchett punched it in for the two-point conversion. Buffalo answered less than two minutes later with a 32-yard touchdown pass from Flutie to Moulds which tied the game at 14 with 48 seconds left in the third quarter. Miami got the ball back and embarked on a 17-play, 77-yard drive that ended with Mare's third field goal of the game, from 23 yards out, 5:15 into the fourth period. Four plays afterward, Jerry Wilson forced the ball loose from Andre Reed after a reception and Terrell Buckley recovered, returning it six yards to midfield. The Dolphins capitalized off that turnover when Marino connected with Lamar Thomas for an 11-yard scoring strike on third-and-seven with 3:32 remaining in the game, capping the eight play drive. The Bills took over at their own 20 and got to the Dolphins' 15-yard line before Steve Christie connected on a 33-yard field goal with 1:33 left in the game. Kurt Schulz recovered the ensuing onside kick for Buffalo, giving them possession at their own 31 with 1:30 to play. The first play of the drive was a 30-yard completion from Flutie to Moulds, putting the Bills at the Dolphins' 39-yard line. From there, Buffalo converted three consecutive third downs, giving them a first-and-goal from the Dolphins' five-yard line with 17 seconds remaining. Trace Armstrong then sacked Flutie, forcing the ball loose, which was recovered by Shane Burton to preserve the victory. Moulds finished the game with an NFL playoff record 240 receiving yards.

| | | | | | | |
|----------------|----------|----------|----------|-----------|----------|-----------|
| BUFFALO | 0 | 7 | 7 | 3 | - | 17 |
| MIAMI | 3 | 3 | 8 | 10 | - | 24 |

| | | |
|--|-------|----------|
| M – FG Mare 31 | 16/57 | 1 - 8:53 |
| M – FG Mare 40 | 11/66 | 2 - 4:24 |
| B – T. Thomas, 1 run (Christie kick) | 3/42 | 2 - 6:06 |
| M – Abdul-Jabbar, 3 run (Pritchett run) | 12/52 | 3 -12:28 |
| B – Moulds, 32 pass from Flutie (Christie kick) | 4/81 | 3 -14:12 |
| M – FG Mare 23 | 11/77 | 4 - 5:15 |
| M – L. Thomas, 11 pass from Marino (Mare kick) | 8/50 | 4 -11:18 |
| B – FG Christie 33 | 7/65 | 4 -13:27 |

ATT. – 72,698

| | Buffalo | Miami |
|---|----------------|--------------|
| First Downs/Total-Rush.-Pass.-Pen. | 23-7-13-3 | 25-10-10-5 |
| Total Yards-Plays-Average | 416-57-7.3 | 345-69-5.0 |
| Rushes-Yards-Average | 18-77-4.3 | 34-117-3.4 |
| Net Yards Passing-Times Thrown-Yards Lost | 339-3-21 | 228-1-7 |
| Passes Attempted-Completed-Intercepted | 36-21-1 | 34-23-1 |
| Punts/Number-Average | 2/36.5 | 1/34.0 |
| Penalties/Number-Yards | 9-93 | 6-75 |
| Fumbles/Number-Lost | 4-4 | 0-0 |

INDIVIDUAL STATISTICS

RUSHING – Miami: Abdul-Jabbar 27-95, 1 TD; Parmalee 2-10; Pritchett 2-7; Avery 1-3; McDuffie 1-3; Marino 1-(-1).
 Buffalo: T. Thomas 7-33, 1 TD; Flutie 4-29; A. Smith 7-15.

PASSING – Miami: Marino 34-23-1, 235 yards, 1 TD.
 Buffalo: Flutie 36-21-1, 360 yards, 1 TD.

RECEIVING – Miami: McDuffie 6-53; Gadsden 5-85; L. Thomas 4-36, 1 TD; Drayton 3-20; Perry 2-29; Abdul-Jabbar 2-4; Ruddy 1-8.
 Buffalo: Moulds 9-240, 1 TD; Reed 5-60; Williams 2-20; Loud 1-12; A. Smith 1-12; Gash 1-9; Riemersma 1-4; T. Thomas 1-3.

INTERCEPTIONS – Miami: Marion 1-19.
 Buffalo: Jackson 1-0.

SACKS – Miami: Armstrong 1; Gardener 0.5; Jones 0.5; Rodgers 0.5; Tanner 0.5.
 Buffalo: Wiley 1.

MISSED FIELD GOALS – Miami: Mare 26(WR).
 Buffalo: None.

1998 AFC DIVISIONAL PLAYOFF

BRONCOS 38, DOLPHINS 3
January 9, 1999

Mile High Stadium
Denver, CO

Miami failed to score a touchdown in its second straight road playoff game, as they dropped their seventh consecutive postseason road game overall, with a 38-3 loss to the Broncos at Mile High Stadium. After stopping the Dolphins on the first series of the game, the Broncos took over at their own eight and embarked on a 14-play, 92-yard drive that used 7:56 of the clock and ended with a Terrell Davis one-yard touchdown run with 5:55 left in the opening quarter. Davis ran for 38 yards on seven carries on the drive, and John Elway completed five of six passes for 48 yards. Denver took a two-touchdown advantage before the first quarter was over when Davis scored on a 20-yard run with 1:02 remaining in the opening period. The touchdown came three plays after Elway connected with Ed McCaffrey for a 33-yard completion to the Dolphins' 33-yard line. Miami answered with an 11-play, 76-yard drive that consumed 5:55 of the clock and ended with an Olindo Mare 22-yard field goal, 4:53 into the second quarter. Dan Marino completed six of seven passes for 55 yards on the march. Denver scored a touchdown on their third consecutive series when Derek Loville ran it in from 11 yards out with 4:39 left in the second quarter. The score capped an 11-play, 87-yard drive that used 5:28 of the clock. As a team, the Broncos rushed for 62 yards on the drive, including 47 yards by Davis. Davis broke loose for a 62-yard run to the Dolphins' 18-yard line on the first play of the second half, leading to a Jason Elam 32-yard field goal four plays afterward. Denver opened a 28-point advantage 1:37 into the fourth quarter when Elway combined with Rod Smith for a 28-yard touchdown strike. The Broncos finished off the scoring when Neil Smith recovered an Oronde Gadsden fumble following a reception and rumbled 79 yards for a touchdown.

| | | | | | | |
|---------------|-----------|----------|----------|-----------|----------|-----------|
| MIAMI | 0 | 3 | 0 | 0 | - | 3 |
| DENVER | 14 | 7 | 3 | 14 | - | 38 |

| | | |
|---|-------|----------|
| D – Davis, 1 run (Elam kick) | 14/92 | 1 - 9:05 |
| D – Davis, 20 run (Elam kick) | 4/66 | 1 -13:58 |
| M – FG Mare 22 | 11/76 | 2 - 4:53 |
| D – Loville, 11 run (Elam kick) | 11/87 | 2 -10:21 |
| D – FG Elam 32 | 5/66 | 3 - 3:08 |
| D – R. Smith, 28 pass from Elway (Elam kick) | 5/52 | 4 - 1:37 |
| D – N. Smith, 79 fumble return (Elam kick) | | 4 - 5:11 |

ATT. – 75,729

| | Miami | Denver |
|---|--------------|---------------|
| First Downs/Total-Rush.-Pass.-Pen. | 14-1-11-2 | 24-13-10-1 |
| Total Yards-Plays-Average | 252-51-4.9 | 424-62-6.8 |
| Rushes-Yards-Average | 13-14-1.1 | 38-250-6.6 |
| Net Yards Passing-Times Thrown-Yards Lost | 238-1-5 | 174-1-8 |
| Passes Attempted-Completed-Intercepted | 37-26-2 | 23-14-0 |
| Punts/Number-Average | 5/45.6 | 2/48.5 |
| Penalties/Number-Yards | 10-57 | 5-41 |
| Fumbles/Number-Lost | 1-1 | 0-0 |

INDIVIDUAL STATISTICS

RUSHING – Miami: Parmalee 7-14; Abdul-Jabbar 3-5; Huard 2-(-2); Pritchett 1-(-3).
 Denver: Davis 21-199, 2 TDs; Loville 8-34, 1 TD; Elway 3-19; Brister 6 (-2).

PASSING – Miami: Marino 37-26-2, 243 yards, 0 TDs.
 Denver: Elway 23-14-0, 182 yards, 1 TD.

RECEIVING – Miami: McDuffie 9-118; Parmalee 5-24; Gadsden 4-36; L. Thomas 3-31; Pritchett 3-23; Jacquet 1-6; Abdul-Jabbar 1-5.
 Denver: Sharpe 5-38; R. Smith 4-71, 1 TD; McCaffrey 3-52; Griffith 1-14; Davis 1-7.

INTERCEPTIONS – Miami: None.

Denver: Johnson 1-48; Romanowski 1-0.

SACKS – Miami: Wilson 1.

Denver: Washington 1.

MISSED FIELD GOALS – Miami: None.

Denver: None.

1999 AFC FIRST-ROUND PLAYOFF

DOLPHINS 20, SEAHAWKS 17
January 9, 2000

Kingdome
Seattle, WA

In the last game ever played at the Kingdome, the Dolphins recorded their first road playoff win since 1972 with a 20-17 triumph over the Seattle Seahawks. The Seahawks' second possession of the game started at the Dolphins' 47 after Miami was forced to punt from its own four-yard line. From there, Seattle needed eight plays before Jon Kitna connected with Sean Dawkins for a nine-yard touchdown pass on third-and-three, with 6:18 to play in the first quarter. The score marked the second third-down conversion on the drive for the Seahawks. Kitna and Mike Pritchard hooked up for a pair of completions on the drive, totaling 29 yards. Brock Marion returned the ensuing kickoff 47 yards to midfield. The Dolphins then moved 37 yards in seven plays, leading to an Olindo Mare 32-yard field goal with 2:05 remaining in the opening quarter. The Seahawks re-gained their seven-point advantage with 45 seconds left in the first half on Todd Peterson's 50-yard field goal, which capped an eight-play, 49-yard drive that used 3:45 of the clock. The Dolphins took over at their own 40 on the opening possession of the second half after Peterson's kickoff went out of bounds. Led by Dan Marino, who completed all six of his passes, totaling 56 yards, Miami embarked on a ten-play, 60-yard drive that consumed 6:05 of the clock and ended with a one-yard touchdown pass from Marino to Oronde Gadsden on third-and-goal. The touchdown pass was the 31st for Marino in his playoff career, moving him past Terry Bradshaw into sole possession of second on the NFL's all-time postseason list. The key play on the march was a 27-yard completion from Marino to O.J. McDuffie on third-and-seven from the Seattle 46. Charlie Rogers took the ensuing kickoff and raced 85 yards for a touchdown to give Seattle the lead once again. The Dolphins pulled to within four points on Mare's 50-yard field goal with 2:22 to play in the third quarter, culminating a six-play, 32-yard drive in which Autry Denson rushed for 25 yards. The ensuing onside kick was recovered by Miami's Shawn Wooden, and the Dolphins took over at their own 42. Although they could not take advantage of that opportunity, Tom Hutton's punt that followed pinned Seattle at their own six. Down by four points with 9:09 to play, Miami gained possession at their own 15. On the third play of the series, they faced a third-and-17 from their own 8 when Marino hit Tony Martin for a 23-yard completion. From there, Miami marched the length of the field in just eight more plays, the final one being a two-yard TD run by J.J. Johnson with 4:48 to play in the game. Two plays prior to the score Marino connected with Gadsden for a 24-yard completion on third-and-10 from the Seahawks 29, giving them a first-and-goal from the 5. Seattle went three and out on their next series, and a Terrell Buckley interception with 23 seconds remaining ended any Seattle comeback hopes. The Dolphins dominated the second half of the game, as they gained 230 yards while holding Seattle to just 32 yards over the final 30 minutes of the game. Miami registered a club playoff record six sacks on the afternoon, including three by Trace Armstrong, who was named NFL Defensive Player of the Week for the Wild Card Round of the playoffs.

| | | | | | | |
|----------------|----------|----------|-----------|----------|----------|-----------|
| MIAMI | 3 | 0 | 10 | 7 | - | 20 |
| SEATTLE | 7 | 3 | 7 | 0 | - | 17 |

| | | |
|---|-------|----------|
| S – Dawkins, 9 pass from Kitna (Peterson kick) | 8/47 | 1 - 8:42 |
| M – FG Mare 32 | 7/37 | 1 -12:55 |
| S – FG Peterson 50 | 8/49 | 2 -15:15 |
| M – Gadsden, 1 pass from Marino (Mare kick) | 10/60 | 3 - 6:05 |
| S – Rogers, 85 kickoff return (Peterson kick) | | 3 - 6:23 |
| M – FG Mare 50 | 6/32 | 3 -12:38 |
| M – Johnson, 2 run (Peterson kick) | 11/85 | 4 -10:12 |

ATT. – 66,170

| | Miami | Seattle |
|---|--------------|----------------|
| First Downs/Total-Rush.-Pass.-Pen. | 18-7-10-1 | 12-0-10-2 |
| Total Yards-Plays-Average | 299-68-4.4 | 171-56-3.1 |
| Rushes-Yards-Average | 37-108-2.9 | 20-41-2.1 |
| Net Yards Passing-Times Thrown-Yards Lost | 191-1-5 | 130-6-32 |
| Passes Attempted-Completed-Intercepted | 30-17-0 | 30-14-2 |
| Punts/Number-Average | 8/41.3 | 7/47.9 |
| Penalties/Number-Yards | 6-67 | 2-10 |
| Fumbles/Number-Lost | 0-0 | 0-0 |

INDIVIDUAL STATISTICS

RUSHING – Miami: Johnson 27-86, 1 TD; Denson 7-19, Pritchett 2-4; Marino 1-(-1).

Seattle: Watters 19-40; Kitna 1-1.

PASSING – Miami: Marino 30-17-0, 196 yards, 1 TD.

Seattle: Kitna 30-14-2, 162 yards, 1 TD.

RECEIVING – Miami: McDuffie 5-82; Martin 5-70; Gadsden 2-25, 1 TD; Johnson 2-3; Konrad 1-7; Goodwin 1-6; Perry 1-3.

Seattle: Dawkins 3-35, 1 TD; Pritchard 3-34; Fauria 3-31; Watters 2-22; Brown 2-18; Galloway 1-22.

INTERCEPTIONS – Miami: Marion 1-31; Buckley 1-6.

Seattle: None.

SACKS – Miami: Armstrong 3; Owens 1; Z. Thomas 1; Wilson 1.

Seattle: Adams 1.

MISSED FIELD GOALS – Miami: None.

Seattle: None.

1999 AFC DIVISIONAL PLAYOFF

JAGUARS 62, DOLPHINS 7
January 15, 2000

ALLTEL Stadium
Jacksonville, FL

The Dolphins allowed the most points in club history and suffered their worst defeat ever as well. The Jaguars took a 7-0 lead on an eight-yard touchdown pass from Mark Brunell to Jimmy Smith on the first series of the game, 4:28 into the contest. A 41-yard completion from Brunell to Smith to the Dolphins' 22 was the key play on the 73-yard drive, in which Jacksonville converted all three of their third down attempts, including the touchdown. On the next play from scrimmage, Aaron Beasley intercepted a Dan Marino pass and Jacksonville took over at the Dolphins' 41. From there, the Jaguars moved 14 yards, setting up a Mike Hollis 45-yard field goal, with 6:19 to play in the opening quarter. The Jaguars scored for the third time in as many possessions when Fred Taylor broke loose for a 90-yard touchdown run with 3:46 remaining in the first quarter. On the following play from scrimmage, Tony Brackens stripped the ball from Marino, Brackens recovered and went 16 yards for the score. On the first play of the second quarter, Jacksonville scored again on a 39-yard touchdown pass from Brunell to Taylor on third-and-14. The Jaguars gained possession at the Dolphins' 21 on their next series after Corey Chamblin blocked a Tom Hutton punt. That led to a James Stewart 25-yard TD run three plays later. Hollis added a 28-yard field goal 1:51 prior to the half. That score came five plays after Carnell Lake recovered a J.J. Johnson fumble at the Dolphins' 30. Miami got its first points of the game three seconds before halftime when Marino and Oronde Gadsden combined for a 20-yard TD pass, on third-and-10. Jay Fiedler connected with Jimmy Smith for a 70-yard touchdown pass, 2:57 into the third quarter, giving Jacksonville 48 points on the afternoon, marking the most points that Miami had ever given up in the postseason. Fiedler fired his second touchdown pass of the day with 6:19 to play in the third quarter when he hit Alvis Whitted for a 38-yard scoring pass. Jacksonville finished the scoring with a Chris Howard five-yard touchdown run 4:23 into the fourth quarter, one play after Donovan Darius recovered an Autry Denson fumble.

| | | | | | | |
|---------------------|-----------|-----------|-----------|----------|----------|-----------|
| MIAMI | 0 | 7 | 0 | 0 | - | 7 |
| JACKSONVILLE | 24 | 17 | 14 | 7 | - | 62 |

| | | |
|--|------|-----------|
| J – Smith, 8 pass from Brunell (Hollis kick) | 9/73 | 1 - 4:28 |
| J – FG Hollis 45 | 9/14 | 1 - 8:41 |
| J – Taylor, 90 run (Hollis kick) | 2/91 | 1 - 11:14 |
| J – Brackens, 16 fumble return (Hollis kick) | | 1 - 11:39 |
| J – Taylor, 39 pass from Brunell (Hollis kick) | 4/53 | 2 - :12 |
| J – Stewart, 25 run (Hollis kick) | 3/21 | 2 - 2:55 |
| J – FG Hollis 28 | 5/20 | 2 - 13:09 |
| M – Gadsden, 20 pass from Marino (Mare kick) | 9/80 | 2 - 14:57 |
| J – Smith, 70 pass from Fiedler (Hollis kick) | 3/78 | 3 - 2:57 |
| J – Whitted, 38 pass from Fiedler (Hollis kick) | 5/69 | 3 - 8:41 |
| J – Howard, 5 run (Hollis kick) | 1/5 | 4 - 4:23 |

ATT. – 66,170

| | Miami | Jacksonville |
|---|--------------|---------------------|
| First Downs/Total-Rush.-Pass.-Pen. | 10/0-6-4 | 21/10-10-1 |
| Third Down Efficiency | 2-14/14.3 | 8-16/50.0 |
| Total Yards-Plays-Average | 133-65-2.0 | 520-68-7.6 |
| Rushes-Yards-Average | 19-23-1.2 | 46-257-5.6 |
| Net Yards Passing-Times Thrown-Yards Lost | 110-5-31 | 263-2-14 |
| Passes Attempted-Completed-Intercepted | 41-16-2 | 20-12-1 |
| Punts/Number-Average | 9-39.6 | 5-39 |
| Penalties/Number-Yards | 9-88 | 7-51 |
| Fumbles/Number-Lost | 6-5 | 1-1 |

INDIVIDUAL STATISTICS

RUSHING – Miami: Denson 6-10; Pritchett 2-10; Johnson 8-9; Huard 1-2; Marino 1-0; Hutton 1-(-8). Jacksonville: Taylor 18-135, 1 TD; Stewart 11-62, 1 TD; Howard 15-54, 1 TD; Brunell 1-6; Shelton 1-0.

PASSING – Miami: Marino 25-11-2, 95 yards, 1 TD; Huard 16-5-0, 46 yards, 0 TDs. Jacksonville: Brunell 9-5-0, 105 yards, 2 TDs; Fiedler 11-7-1, 172 yards, 2 TDs.

RECEIVING – Miami: Gadsden 6-62, 1 TD; Konrad 3-30; McDuffie 2-19; Pritchett 2-17; Johnson 2-11; Drayton 1-2. Jacksonville: Smith 5-136, 2 TDs; McCardell 4-52; Taylor 1-39, 1 TD; Whitted 1-38, 1 TD; Shelton 1-12.

INTERCEPTIONS – Miami: Jackson 1-0 yards. Jacksonville: Beasley 2-5 yards.

SACKS – Miami: Bowens 1.0; Mixon 1.0. Jacksonville: Walker 2; Brackens 1; Leroy 1; Marts 1.

MISSED FIELD GOALS – Miami: None. Jacksonville: Hollis 39(WL).

2000 AFC FIRST-ROUND PLAYOFF

DOLPHINS 23, COLTS 17 (OT)
December 30, 2000

Pro Player Stadium
Miami, FL

The Miami Dolphins recorded the second-largest comeback win in team playoff history as they rallied from a 14-0 halftime deficit to earn a 23-17 overtime win against the Indianapolis Colts at Pro Player Stadium. The Dolphins faced a fourth-and-six from the Colts' 39 on their first possession of the game, but could not convert. The Colts took over and marched 47 yards in seven plays, en route to a Mike Vanderjagt 32-yard field goal. The Dolphins made it to the Colts' 33 late in the first quarter, but on third-and-14, Chad Cota intercepted a Jay Fiedler pass in the end zone. Vanderjagt lined up to attempt his second field goal in as many series, but the run by holder Hunter Smith on the fake was short of the first down. On the next play from scrimmage, Chad Bratzke intercepted a Fiedler pass and returned it four yards to the Dolphins' 25. That led to a seven-play, 17-yard drive that culminated with a Vanderjagt 26-yard field goal. Fiedler suffered his third interception in as many series three plays later when Cota picked off his second pass of the day, giving the Colts the ball at the Dolphins' 18. Two plays later, Peyton Manning connected with Jerome Pathon for a 17-yard score. That was followed by a Manning to Ken Dilger pass for the two-point conversion. The Dolphins had a chance to put their first points on the board with 31 seconds left in the first half, but Olindo Mare missed wide right on a 38-yard field goal attempt. The Dolphins opened the second half with an 11-play, 70-yard drive that ended with a two-yard scoring run by Lamar Smith, 6:51 into the half. Smith rushed for 42 yards on seven attempts on the march. The Dolphins cut the lead to four points 4:37 into the fourth quarter on a 38-yard field goal by Mare, which capped a nine-play, 53-yard drive. The Colts answered with a nine-play, 45-yard march which ended with a Vanderjagt 50-yard field goal. The Dolphins took over at their own 20 with 4:55 to play in the game, and marched the length of the field in 14 plays towards the game-tying score, a nine-yard touchdown pass from Fiedler to Jed Weaver on third-and-goal, with 34 seconds remaining in the game. Fiedler threw for 52 yards on the drive, as he completed six of 10 passes while also rushing three times for 15 yards. The Colts got into field goal position 5:44 into the overtime period, but Vanderjagt missed wide right on a 49-yard field goal attempt. The Dolphins took over at their own 39, and on the third play from scrimmage, they got into Colts territory at the 48 on a six-yard completion from Fiedler to Jeff Ogden on third-and-three. Eight plays later, Smith gave the Dolphins their third straight victory in the First Round of the playoffs on a 17-yard touchdown run with 3:34 left in overtime. Smith's 40 attempts represented a new NFL playoff single-game best. His yardage figure was the second-most ever in an NFL postseason contest.

| | | | | | | | |
|---------------------|----------|-----------|----------|-----------|----------|----------|-----------|
| INDIANAPOLIS | 3 | 11 | 0 | 3 | 0 | - | 17 |
| MIAMI | 0 | 0 | 7 | 10 | 6 | - | 23 |

| | | |
|--|-------|-----------|
| I – FG Vanderjagt 32 | 7/47 | 1 - 7:11 |
| I – FG Vanderjagt 26 | 7/17 | 2 - 5:27 |
| I – Pathon, 17 pass from Manning (Manning pass to Dilger) | 2/18 | 2 - 7:13 |
| M – L. Smith, 2 run (Mare kick) | 11/70 | 3 - 6:51 |
| M – FG Mare 38 | 9/53 | 4 - 4:37 |
| I – FG Vanderjagt 50 | 9/45 | 4 - 10:05 |
| M – Weaver, 9 pass from Fiedler (Mare kick) | 14/80 | 4 - 14:26 |
| M – L. Smith, 17 run (Mare kick) | 11/61 | OT - 9:18 |

ATT. – 73,193

| | Indianapolis | Miami |
|--|---------------------|--------------|
| First Downs/Total-Rush-Pass-Pen. | 14/6-8-0 | 26/16-10-0 |
| Third Down Efficiency | 2-11/18.2 | 8-17/47.1 |
| Total Yards-Plays-Average | 293-55-5.3 | 434-84-5.2 |
| Rushes-Yards-Average | 23-99-4.3 | 48-258-5.4 |
| Net Yards Passing-Sacked-Yards Lost | 194-0-0 | 176-2-9 |
| Passes Attempted-Completed-Intercepted | 32-17-0 | 34-19-3 |

| | | |
|------------------------|--------|-------|
| Punts/Number-Average | 4-42.8 | 3-46 |
| Penalties/Number-Yards | 1-10 | 7-55 |
| Fumbles/Number-Lost | 0-0 | 0-0 |
| Time of Possession | 27:46 | 43:40 |

INDIVIDUAL STATISTICS

RUSHING – Miami: L. Smith 40-209, 2 TDs; Fiedler 7-43; Martin 1-6.

Indianapolis: James 21-107; Manning 1-(-2); Smith 1-(-6).

PASSING – Miami: Fiedler 34-19-3, 185 yards, 1 TD.

Indianapolis: Manning 32-17-0, 194 yards, 1 TD.

RECEIVING – Miami: McDuffie 4-57; Gadsden 4-38; L. Smith 3-18; Martin 2-21; Johnson 2-18; Denson 2-18; Weaver 1-9, 1 TD; Ogden 1-6.

Indianapolis: Pathon 5-69, 1 TD; Harrison 5-63; James 3-33; Dilger 3-16; Pollard 1-13.

INTERCEPTIONS – Miami: None.

Indianapolis: Cota 2-23 yards; Bratzke 1-4 yards.

SACKS – Miami: None

Indianapolis: Johnson 1; Belser 0.5; Whittington 0.5.

MISSED FIELD GOALS – Miami: Mare 38(WR).

Indianapolis: Vanderjagt 49(WR).

2000 AFC DIVISIONAL PLAYOFF

RAIDERS 27, DOLPHINS 0
January 6, 2001

Network Associates Coliseum
Oakland, CA

The Miami Dolphins suffered the first shutout in the team's playoff history with a 27-0 loss to the Oakland Raiders. The Raiders got on the board first 3:34 into the contest when Tory James intercepted a Jay Fiedler pass and returned it 90 yards for a touchdown, the longest interception return ever against the Dolphins in the postseason. The score occurred after the Dolphins were at the Raiders' 16. The Raiders opened a ten-point lead with 4:52 to play in the first quarter on a Sebastian Janikowski 36-yard field goal, which capped an eight-play, 46-yard drive. Janikowski converted his second field goal in as many offensive series when he hit from 33 yards out, 6:24 into the second quarter. The 12-play, 78-yard drive was highlighted by a 32-yard catch-and-run by Terry Kirby to midfield. The Raiders took a 20-point advantage with 1:53 to play in the first half on a six-yard touchdown pass from Rich Gannon to James Jett on third-and-four. The drive began at the Dolphins' 43 after Charles Woodson recovered a Lamar Smith fumble that was forced by Tory James. Of the 43 yards on the march, Gannon scrambled for 19 yards. The final points of the day were scored on the Raiders' first possession of the second half when Tyrone Wheatley ran it in from two yards out, culminating a 12-play, 54-yard drive that used 6:50 of the clock. Gannon threw for 32 yards on the march, including a 12-yard completion to Tim Brown on third-and-seven, one play prior to the touchdown.

| | | | | | | |
|----------------|-----------|-----------|----------|----------|----------|-----------|
| MIAMI | 0 | 0 | 0 | 0 | - | 0 |
| OAKLAND | 10 | 10 | 7 | 0 | - | 27 |

| | |
|--|----------------|
| O – James, 90 interception return (Janikowski kick) | 1 - 3:24 |
| O – FG Janikowski 36 | 8/46 1 - 10:08 |
| O – FG Janikowski 33 | 12/78 2 - 6:24 |
| O – Jett, 6 pass from Gannon (Janikowski kick) | 9/43 2 - 13:57 |
| O – Wheatley, 2 run (Janikowski kick) | 12/54 3 - 9:04 |

ATT. – 61,998

| | Miami | Oakland |
|--|--------------|----------------|
| First Downs/Total-Rush-Pass Pen. | 10/0-8-2 | 20/10-7-3 |
| Third Down Efficiency | 2-12/16.7 | 8-16/50.0 |
| Total Yards-Plays-Average | 204-56-3.6 | 267-66-4.0 |
| Rushes-Yards-Average | 17-40-2.4 | 45-140-3.1 |
| Net Yards Passing-Sacked-Yards Lost | 164-2-12 | 127-3-16 |
| Passes Attempted-Completed-Intercepted | 37-18-3 | 18-12-0 |
| Punts/Number-Average | 6-34.2 | 5-46.8 |
| Penalties/Number-Yards | 8-55 | 6-40 |
| Fumbles/Number-Lost | 1-1 | 1-1 |
| Time of Possession | 22:36 | 37:24 |

INDIVIDUAL STATISTICS

RUSHING – Miami: Johnson 3-12; Denson 3-12; Fiedler 3-12; L. Smith 8-4.

Oakland: Wheatley 19-56, 1 TD; Kirby 11-37; Gannon 5-31; Jordan 5-15; Kaufman 1-4; Crockett 1-3; Hoying 2-(-2); Jett 1-(-4).

PASSING – Miami: Fiedler 37-18-3, 176 yards, 0 TDs.

Oakland: Gannon 18-12-0, 143 yards, 0 TDs; Hoying 0-0-0, 0 yards, 0 TDs.

RECEIVING – Miami: Denson 6-42; Shepherd 4-20; McDuffie 3-43; Martin 2-27; Gadsden 1-33; Johnson 1-7; L. Smith 1-4.

Oakland: Kirby 2-35; Rison 2-28; Brown 2-27; Jordan 2-14; Jett 2-13; Brigham 1-17; Crockett 1-9.

INTERCEPTIONS – Miami: None.

Oakland: James 2-98 yards, 1 TD; Allen 1-0 yards.

SACKS – Miami: Armstrong 1; Bromell 1; Jones 1.

Oakland: Bryant 1; Coleman 1.

MISSED FIELD GOALS – Miami: None.

Oakland: Janikowski 58(S).

2001 AFC FIRST-ROUND PLAYOFF

RAVENS 20, DOLPHINS 3
January 13, 2002

Pro Player Stadium
Miami, FL

The Dolphins dropped their first home playoff game since January 17, 1993, snapping a three-game home playoff win streak. Twan Russell stripped the ball from Jermaine Lewis on the game's opening kickoff and Tommy Hendricks recovered at the Ravens' 24-yard line, leading to an Olindo Mare 33-yard field goal four plays later. The score remained that way until the third play of the second quarter when Terry Allen scored on a four-yard run, culminating a 17-play, 90-yard drive in which Baltimore ran the ball 12 times totaling 61 yards, led by Allen, who rushed for 27 yards on four carries. With just more than a minute remaining in the first half, Jamie Sharper recovered a Travis Minor fumble at the Dolphins' 41-yard line. The Ravens were unable to capitalize, however, as Matt Stover's 40-yard field goal attempt as time expired hit the left upright. Baltimore extended its lead to 11 points with 1:20 to play in the third quarter when Elvis Grbac hit Travis Taylor in the end zone for a four-yard touchdown pass on third-and-goal, capping an 11-play, 99-yard drive. The key play was a 45-yard completion from Grbac to Taylor on third-and-one from the Ravens' 10-yard line. Peter Boulware stripped the ball from Jay Fiedler on a sack on the third play of the fourth quarter, and Boulware recovered at the Dolphins' 37-yard line. That resulted in a Matt Stover 35-yard field goal six plays afterward. Stover added his second field goal in as many series with a 40-yarder with 2:01 to play in the game. That three-pointer came 11 plays after a Duane Starks interception after the Dolphins had made it to the Ravens' 42-yard line. Baltimore rushed for 49 yards on eight attempts on the scoring drive.

| | | | | | | |
|------------------|----------|----------|----------|----------|----------|-----------|
| BALTIMORE | 0 | 7 | 7 | 6 | - | 20 |
| MIAMI | 3 | 0 | 0 | 0 | - | 3 |

| | | |
|--|------------|-----------|
| M – FG Mare 33 | 4/9/2:03 | 1 - 12:46 |
| B – Allen, 4 run (Stover kick) | 17/90/8:51 | 2 - 13:34 |
| B – Taylor, 4 pass from Grbac (Stover kick) | 11/99/5:42 | 3 - 1:20 |
| B – FG Stover 35 | 6/20/3:33 | 4 - 11:05 |
| B – FG Stover 40 | 11/50/6:33 | 4 - 2:01 |

ATT. – 72,251

| | Baltimore | Miami |
|--|------------------|--------------|
| First Downs/Total-Rush-Pass Pe. | 20/12-7-1 | 9/1-6-2 |
| Third Down Efficiency | 10-16/62.5 | 3-11/27.3 |
| Total Yards-Plays-Average | 347-69-5.0 | 151-46-3.3 |
| Rushes-Yards-Average | 50-226-4.5 | 15-46-3.1 |
| Net Yards Passing-Sacked-Yards Lost | 121-1-12 | 105-3-17 |
| Passes Attempted-Completed-Intercepted | 18-12-0 | 28-15-1 |
| Punts/Number-Average | 4-45.5 | 5-47.4 |
| Penalties/Number-Yards | 5-35 | 6-36 |
| Fumbles/Number-Lost | 1-1 | 3-2 |
| Time of Possession | 37:54 | 22:06 |

INDIVIDUAL STATISTICS

RUSHING – Miami: Fiedler 3-16; Minor 5-14; Lucas 1-10; Smith 6-6.

Baltimore: Allen 25-109, 1 TD; Brooks 10-65; Williams 6-24; Taylor 1-15; Ayanbadejo 2-8; J. Lewis 2-4; Grbac 2-3; Redman 2-(-2).

PASSING – Miami: Fiedler 28-15-1, 122 yards, 0 TDs.

Baltimore: Grbac 18-12-0, 133 yards, 1 TD.

RECEIVING – Miami: Ward 5-55; McKnight 4-26; Weaver 2-22; Minor 2-4; Gadsden 1-9; Smith 1-6.

Baltimore: Sharpe 4-23; Taylor 2-49, 1 TD; Ismail 1-16; Gash 1-13; Heap 1-11; Stokley 1-11;

Ayanbadejo 1-7; Brookins 1-3.

INTERCEPTIONS – Miami: None.

Baltimore: Starks 1-26 yards.

SACKS – Miami: Galyon 1.

Baltimore: Boulware 1; Mitchel 1; Sharper 1.

MISSED FIELD GOALS – Miami: None.

Baltimore: Stover 40(WL).

2008 AFC WILD CARD PLAYOFF

RAVENS 29, DOLPHINS 9
January 4, 2009

Dolphin Stadium
Miami, FL

The Dolphins dropped their third straight playoff decision, and their second in a row to the Ravens. The Dolphins took a 3-0 lead on their opening series of the game when Dan Carpenter connected on a 19-yard field goal, eight plays after Joey Porter recovered a Le'Ron McClain fumble and returned it five yards to the Dolphins' 49. Patrick Cobbs accounted for 41 yards on the drive, on a pair of receptions. The Ravens knotted the score on their ensuing series when a Matt Stover 23-yard field goal capped an 11-play, 59-yard drive. The key play was a 31-yard completion from Joe Flacco to Todd Heap, giving the Ravens a first-and-goal from the 4. The Ravens claimed their initial lead of the afternoon with 2:30 to play in the first half when Ed Reed intercepted a Chad Pennington pass and weaved his way 64 yards for a touchdown. Baltimore added three points, 16 seconds before the half on a 31-yard field goal by Stover, culminating a seven-play, 46-yard drive. The score came four plays after Flacco connected with Derrick Mason for a 31-yard hookup to the Dolphins' 17. The Ravens opened a 17-point advantage 7:27 into the second half on an 8-yard TD run by Le'Ron McClain, four plays after Terrell Suggs recovered a Cobbs fumble at the Dolphins' 19. The Dolphins tallied their first touchdown of the day 1:51 into the fourth period on a 2-yard TD pass from Pennington to Ronnie Brown, two plays after Pennington and Davone Bess combined for a 45-yard completion to the Ravens' 5. The PAT was blocked. Flacco finished the scoring on a 5-yard TD run with 3:53 remaining in the contest, as he crossed the goal line three plays after Willis McGahee broke loose for a 48-yard run to the Dolphins' 4.

| | | | | | | |
|------------------|----------|-----------|----------|----------|----------|-----------|
| BALTIMORE | 3 | 10 | 7 | 7 | — | 27 |
| MIAMI | 3 | 0 | 0 | 6 | — | 9 |

| TEAM | SCORE | DRIVE | | QTR | CLOCK | | SCORE | |
|------|-------|---|------------|-----|-------|------|-------|--|
| | | (Plays/Yards/Time) | | | TIME | VIS. | HOME | |
| M | — | Carpenter 19 field goal | 8/50/4:15 | 1 | 8:17 | 0 | 3 | |
| B | — | Stover 23 field goal | 11/59/5:30 | 1 | 2:47 | 3 | 3 | |
| B | — | Reed 64 interception return (Stover kick) | | 2 | 2:30 | 10 | 3 | |
| B | — | Stover 31 field goal | 7/46/1:21 | 2 | 0:16 | 13 | 3 | |
| B | — | McClain 8 run (Stover kick) | 4/19/2:09 | 3 | 7:33 | 20 | 3 | |
| M | — | Brown 2 pass from Pennington (kick blocked) | 5/74/1:51 | 4 | 13:09 | 20 | 9 | |
| B | — | Flacco 5 run (Stover kick) | 8/71/3:44 | 4 | 3:53 | 27 | 9 | |

ATT. — 74,240

| | Baltimore | Miami |
|--|------------------|--------------|
| First Downs/Total-Rush-Pass Pe. | 16/8-7-1 | 18/5-11-2 |
| Third Down Efficiency | 5-12/41.7 | 2-10/20.0 |
| Total Yards-Plays-Average | 286-56-5.1 | 276-62-4.5 |
| Rushes-Yards-Average | 33-151-4.6 | 21-52-2.5 |
| Net Yards Passing-Sacked-Yards Lost | 135-0-0 | 224-3-28 |
| Passes Attempted-Completed-Intercepted | 23-9-0 | 38-25-4 |
| Punts/Number-Average | 5-43.4 | 3-44.0 |
| Penalties/Number-Yards | 7-59 | 4-34 |
| Fumbles/Number-Lost | 1-1 | 2-1 |
| Time of Possession | 26:34 | 33:26 |

INDIVIDUAL STATISTICS

RUSHING — Baltimore: McClain 19-75, 1 TD; McGahee 7-62; Flacco 5-8, 1 TD; Neal 1-4; T. Smith 1-2.

Miami: Brown 12-19; Williams 4-17; Polite 3-15; Cobbs 1-1; Pennington 1-0.

PASSING — Baltimore: Flacco 23-9-0, 135 yards.

Miami: Pennington 38-25-4, 252 yards, 1 TD.

RECEIVING — Baltimore: Mason 4-71; Clayton 2-16; Heap 1-31; McGahee 1-9; Neal 1-8.

Miami: Brown 6-43, 1 TD; Ginn 5-38; Cobbs 4-55; London 4-38; Martin 3-16; Bess 2-54; Williams 1-8.

INTERCEPTIONS — Baltimore: Reed 2-76 yards, 1 TD; Leonhard 1-20 yards; Washington 1-12 yards;

Miami: None.

OPPONENTS FUMBLE RECOVERIES — Baltimore: Suggs 1-0 yards.

Miami: Porter 1-5 yards.

SACKS — Baltimore: Pryce 1; Suggs 1; Leonhard 0.5; Nakamura 0.5.

Miami: None.

MISSED FIELD GOALS — Baltimore: None.

Miami: None.

DOLPHINS INDIVIDUAL PLAYOFF RECORDS

The following individual records relate solely to service with the Miami Dolphins. They include National Football League playoff and Super Bowl statistics only. Super Bowl games are marked with a “**.”

SERVICE

MOST GAMES PLAYED

- 19 Bob Kuechenberg (1970-84)
- 18 Dan Marino (1983-99)
- 13 by six players

MOST STARTS

- 19 Bob Kuechenberg (1970-84)
- 18 Dan Marino (1983-99)
- 13 Kim Bokamper (1977-85)
- 13 Richmond Webb (1990-00)

SCORING

MOST POINTS

Career

- 64 Garo Yepremian (12 games), 28 XPs, 12 FGs
- 60 Larry Csonka (12 games), 10 TDs

Game

- 18 Larry Csonka (12/30/73 vs. Oakland), 3 TDs

MOST TOUCHDOWNS

Career

- 10 Larry Csonka (12 games), 9 run, 1 pass
- 6 Jim Kiick (11 games), 6 run

Game

- 3 Larry Csonka (12/30/73 vs. Oakland), 3 run

MOST FIELD GOALS

Career

- 12 Garo Yepremian (12 games), 20 attempts
- 9 Uwe von Schamann (ten games), 15 attempts
- 9 Olindo Mare (eight games), 11 attempts

Game

- **3 Uwe von Schamann (1/20/85 vs. San Francisco), 3 attempts
- 3 Olindo Mare (1/2/99 vs. Buffalo), 4 attempts

LONGEST FIELD GOALS

- 58 Pete Stoyanovich (1/5/91 vs. Kansas City)
- 51 Fuad Reveiz (1/4/86 vs. Cleveland)
- 51 Pete Stoyanovich (1/17/93 vs. Buffalo)

MOST POINTS AFTER TOUCHDOWNS

Career

- 32 Uwe von Schamann (ten games), 33 attempts
- 28 Garo Yepremian (12 games), 29 attempts

Game

- 6 Uwe von Schamann (1/6/85 vs. Pittsburgh), 6 attempts

- 5 Uwe von Schamann (1/2/82 vs. San Diego), 5 attempts

MOST TWO-POINT CONVERSIONS

Career

- 1 O.J. McDuffie (six games)
- 1 Stanley Pritchett (three games)

Game

- 1 O.J. McDuffie (12/30/95 at Buffalo)
- 1 Stanley Pritchett (1/2/99 vs. Buffalo)

RUSHING

MOST RUSHING YARDS

Career

- 891 Larry Csonka (12 games), 225 attempts
- 454 Tony Nathan (12 games), 118 attempts

Game

- 209 Lamar Smith (12/30/00 vs. Indianapolis), 40 attempts
- **145 Larry Csonka (1/13/74 vs. Minnesota), 33 attempts

MOST RUSHING ATTEMPTS

Career

- 225 Larry Csonka (12 games)
- 118 Tony Nathan (12 games)

Game

- 40 Lamar Smith (12/30/00 vs. Indianapolis), 209 yards (NFL Record)
- **33 Larry Csonka (1/13/74 vs. Minnesota), 145 yards

MOST RUSHING TOUCHDOWNS

Career

- 9 Larry Csonka (12 games)
- 6 Jim Kiick (11 games)

Game

- 3 Larry Csonka (12/30/73 vs. Oakland)
- 2 Four times, last: Lamar Smith (12/30/00 vs. Indianapolis)

MOST 100-YARD RUSHING GAMES

Career

- 4 Larry Csonka (12 games)
- 1 Mercury Morris (ten games)
- 1 Andra Franklin (six games)
- 1 Lamar Smith (three games)

LONGEST RUNS FROM SCRIMMAGE

- **49 Larry Csonka (1/14/73 vs. Washington)
- 37 Larry Seiple (12/31/72 at Pittsburgh)

PASSING

MOST YARDS PASSING

Career

- 4,510 Dan Marino (18 games)
- 1,467 Bob Griese (12 games)

Game

- 422 Dan Marino (12/30/95 at Buffalo), 33 of 64

421 Dan Marino (1/6/85 vs. Pittsburgh),
21 of 32

MOST PASS ATTEMPTS

Career

687 Dan Marino (18 games)
208 Bob Griese (12 games)

Game

64 Dan Marino (12/30/95 at Buffalo), 33
completions
**50 Dan Marino (1/20/85 vs. San Francisco),
29 completions

MOST PASS COMPLETIONS

Career

385 Dan Marino (18 games)
112 Bob Griese (12 games)

Game

33 Dan Marino (12/30/95 at Buffalo), 64
attempts
29 Don Strock (1/2/82 vs. San Diego), 43
attempts
**29 Dan Marino (1/20/85 vs. San Francisco),
50 attempts

MOST CONSECUTIVE PASS COMPLETIONS

13 Don Strock (1/2/82 vs. San Diego)
11 Dan Marino (1/5/91 vs. Kansas City
through 1/12/91 at Buffalo)

MOST TOUCHDOWN PASSES

Career

32 Dan Marino (18 games)
10 Bob Griese (12 games)

Game

4 Don Strock (1/2/82 vs. San Diego)
4 Dan Marino (1/6/85 vs. Pittsburgh)

MOST PASSES HAD INTERCEPTED

Career

24 Dan Marino (18 games)
12 Bob Griese (12 games)

Game

4 Chad Pennington (1/4/09 vs. Baltimore),
38 attempts
3 David Woodley (1/23/83 vs. N.Y. Jets),
21 attempts
3 Dan Marino (12/30/95 at Buffalo), 64
attempts
3 Jay Fiedler (12/30/00 vs. Indianapolis),
34 attempts
3 Jay Fiedler (1/6/01 at Oakland), 37
attempts

HIGHEST COMPLETION PERCENTAGE

Career (minimum 50 completions)

56.0 Dan Marino (18 games), 385 of 687
attempts
53.8 Bob Griese (12 games), 112 of 208
attempts

Game (minimum 12 completions)

84.2 David Woodley (1/8/83 vs. New
England), 16 of 19 attempts
77.3 David Woodley (1/16/83 vs. San Diego),
17 of 22 attempts

MOST 300-YARD PASSING GAMES

Career

4 Dan Marino (18 games)
1 Don Strock (13 games)

LONGEST PASS PLAYS

**76t David Woodley to Jimmy Cefalo (1/30/83
vs. Washington)
75t Bob Griese to Paul Warfield
(1/2/72 vs. Baltimore)

RECEIVING

MOST RECEPTIONS

Career

65 Tony Nathan (12 games)
50 O.J. McDuffie (ten games)

Game

11 O.J. McDuffie (12/30/95 at Buffalo),
154 yards
**10 Tony Nathan (1/20/85 vs. San Francisco),
83 yards
10 Tony Nathan (1/4/86 vs. Cleveland),
101 yards

MOST RECEIVING YARDS

Career

717 Paul Warfield (11 games), 21.1 per
catch
649 Tony Nathan (12 games), 10.0 per
catch

Game

154 O.J. McDuffie (12/30/95 at Buffalo), 11
receptions
148 Mark Duper (1/6/85 vs. Pittsburgh),
5 receptions

MOST RECEIVING TOUCHDOWNS

Career

5 Mark Duper (ten games), 32 receptions
4 Paul Warfield (11 games), 34 receptions
4 Bruce Hardy (13 games), 26 receptions
4 Keith Jackson (four games), 19
receptions

Game

2 Joe Rose (1/2/82 vs. San Diego)
2 Bruce Hardy (1/8/83 vs. New England)
2 Mark Duper (1/6/85 vs. Pittsburgh)
2 Keith Jackson (1/10/93 vs. San Diego)
2 Keith Jackson (1/8/95 at San Diego)

MOST 100-YARD RECEIVING GAMES

Career

3 Mark Duper (ten games)
3 Tony Nathan (11 games)

PUNTING

MOST PUNTS

Career

50 Larry Seiple (11 games), 2,000 yards
40 Reggie Roby (ten games), 1,622 yards

Game

10 Tom Orosz (1/23/83 vs. N.Y. Jets), 333
yards
8 Three times, last: Tom Hutton (1/15/00
at Jacksonville, 356 yards)

HIGHEST PUNTING AVERAGE

Career (minimum 25 punts)

40.6 Reggie Roby (ten games), 40 punts
40.0 Larry Seiple (11 games), 50 punts

Game (minimum 4 punts)

48.6 George Roberts (12/24/78 vs. Houston),
5-243

47.4 Matt Turk (1/13/02 vs. Baltimore), 5-237

LONGEST PUNTS

64 Reggie Roby (1/5/91 vs. Kansas City),
net 53

62 Reggie Roby (1/4/86 vs. Cleveland), net 62

PUNT RETURNS

MOST PUNT RETURNS**Career**

16 Tom Vigorito (seven games)

14 Jake Scott (11 games)

Game

6 Nate Jacquet (1/9/00 at Seattle), 10.5 avg.

5 Scott Miller (1/10/93 vs. San Diego), 9.0 avg.

MOST PUNT RETURN YARDS**Career**

129 Tom Vigorito (seven games)

113 O.J. McDuffie (ten games)

110 Nate Jacquet (four games)

Game

66 Jeff Ogden (1/6/01 at Oakland), 3
returns

63 Nate Jacquet (1/9/00 at Seattle), 6
returns

LONGEST PUNT RETURNS

45 Jeff Ogden (1/6/01 at Oakland)

29 Nate Jacquet (1/15/00 at Jacksonville)

HIGHEST PUNT RETURN AVERAGE**Career (minimum 10 returns)**

8.1 Tom Vigorito (seven games), 16 returns

6.8 Jake Scott (ten games), 14 returns

Game (minimum three returns)

22.0 Jeff Ogden (1/6/01 at Oakland), 3-66

10.5 Nate Jacquet (1/9/00 at Seattle), 6-63

MOST FAIR CATCHES**Career**

11 Jake Scott (seven games) of 25 punts

7 O.J. McDuffie (ten games) of 16 punts

Game

4 Jake Scott (12/23/73 vs. Cincinnati) of
five punts

KICKOFF RETURNS

MOST KICKOFF RETURNS**Career**

23 Fulton Walker (nine games)

13 Mercury Morris (ten games)

Game

8 Marc Logan (1/12/91 at Buffalo), 17.3
average

6 Fulton Walker (12/31/83 vs.
Seattle), 17.3 average

6 Lorenzo Hampton (1/12/86 vs. New
England), 15.2 average

MOST KICKOFF RETURN YARDS**Career**

618 Fulton Walker (nine games)

293 Brock Marion (seven games)

Game

**190 Fulton Walker (1/30/83 vs. Washington),
long 98t

138 Marc Logan (1/12/91 at Buffalo), long 44

LONGEST KICKOFF RETURNS

**98t Fulton Walker (1/30/83 vs. Washington)

89t Nat Moore (12/21/74 at Oakland)

HIGHEST KICKOFF RETURN AVERAGE**Career (minimum 10 returns)**

24.9 O.J. McDuffie (ten games), 10 returns

24.4 Brock Marion (seven games), 12 returns

Game (minimum four returns)

**47.5 Fulton Walker (1/30/83 vs. Washington),
4-190

24.2 John Avery (1/9/99 at Denver), 5-121

INTERCEPTIONS

MOST INTERCEPTIONS**Career**

5 Dick Anderson (11 games)

4 by five players

Game

3 A.J. Duhe (1/23/83 vs. N.Y. Jets), 36

yards

2 Five times, last 1992

LONGEST INTERCEPTION RETURNS

62t Dick Anderson (1/2/72 vs. Baltimore),
John Unitas

**55 Jake Scott (1/14/73 vs. Washington),
Bill Kilmer

SACKS

MOST SACKS**Career**

8 Kim Bokamper (13 games)

6 Trace Armstrong (eight games)

Game

3 Trace Armstrong (1/9/00 at Seattle)

2 Bob Heinz (1/2/72 vs. Baltimore)

2 Bob Matheson (12/23/73 vs. Cincinnati)

2 Kim Bokamper (12/24/78 vs. Houston)

2 Kim Bokamper (1/2/82 vs. San Diego)

2 A.J. Duhe (1/16/83 vs. San Diego)

2 Kim Bokamper (1/23/83 vs. N.Y. Jets)

2 Marco Coleman (1/8/95 at San Diego)

FUMBLES

MOST FUMBLES**Career**

8 Dan Marino (18 games)

5 Andra Franklin (six games)

Game

3 Andra Franklin (1/8/83 vs. New
England)

2 Seven times, last 1999

MOST OWN FUMBLE RECOVERIES**Career**

3 Dan Marino (18 games)

2 Bob Griese (12 games)

Game

2 Bob Griese (12/27/70 at Oakland)

MOST OPPONENT FUMBLE RECOVERIES**Career**

- 2 Doug Betters (13 games)
- 2 Larry Gordon (seven games)

- 2 Jake Scott (11 games)
- 2 Larry Gordon (12/31/72 at Pittsburgh)

DOLPHINS TEAM PLAYOFF RECORDS

SCORING**MOST POINTS SCORED**

- 45 1/6/85 vs. Pittsburgh
- 38 1/2/82 vs. San Diego

FEWEST POINTS SCORED

- 0 1/6/01 at Oakland
- **3 1/16/72 vs. Dallas
- 3 12/28/97 at New England
- 3 1/9/99 at Denver
- 3 1/13/02 vs. Baltimore

MOST POINTS ALLOWED

- 62 1/15/00 at Jacksonville
- 44 1/12/91 at Buffalo

FEWEST POINTS ALLOWED

- 0 1/2/72 vs. Baltimore
- 0 1/23/83 vs. N.Y. Jets
- 0 1/10/93 vs. San Diego

MOST POINTS, BOTH TEAMS

- 79 San Diego 41, at Miami 38, OT (1/2/82)
- 78 at Buffalo 44, Miami 34 (1/12/91)

FEWEST POINTS, BOTH TEAMS

- 14 at Miami 14, N.Y. Jets 0 (1/23/83)
- 20 at New England 17, Miami 3 (12/28/97)

MOST DECISIVE WIN

- 31 31-0 vs. San Diego (1/10/93)
- 21 21-0 vs. Baltimore (1/2/72)
- 21 34-13 vs. San Diego (1/16/83)
- 21 31-10 vs. Seattle (12/29/84)

MOST DECISIVE LOSS

- 55 62-7 at Jacksonville (1/15/00)
- 35 38-3 at Denver (1/9/99)

MOST TOUCHDOWNS SCORED BY**Rushing**

- 3 12/30/73 vs. Oakland
- **3 1/13/74 vs. Minnesota

Passing

- 4 1/2/82 vs. San Diego
- 4 1/6/85 vs. Pittsburgh

Interception

- 1 1/2/72 vs. Baltimore
- 1 1/23/83 vs. N. Y. Jets

Kickoff Return

None

Kickoff Return

- 1 12/21/74 at Oakland
- **1 1/30/83 vs. Washington

Fumble Return

None

Blocked Punt

- 1 12/24/72 vs. Cleveland

MOST TOUCHDOWNS ALLOWED BY**Rushing**

- 3 12/30/79 at Pittsburgh
- 3 12/30/95 at Buffalo
- 3 1/9/99 at Denver
- 3 1/15/00 at Jacksonville

Passing

- 4 12/21/74 at Oakland
- 4 1/15/00 at Jacksonville
- 3 Five times, last 1990

Interception

- 1 12/27/70 at Oakland
- 1 12/23/73 vs. Cincinnati
- 1 12/28/97 at New England
- 1 1/6/01 at Oakland
- 1 1/4/09 vs. Baltimore

Punt Return

- 1 1/2/82 vs. San Diego

Kickoff Return

- 1 1/9/00 at Seattle

Fumble Return

- 1 12/31/72 at Pittsburgh
- **1 1/14/73 vs. Washington
- 1 1/9/99 at Denver
- 1 1/15/00 at Indianapolis

Blocked Punt

None

MOST POINTS IN A QUARTER, DOLPHINS**1st-**

- 14 12/23/73 vs. Cincinnati
- **14 1/13/74 vs. Minnesota

2nd-

- 21 1/10/93 vs. San Diego
- 20 1/16/83 vs. San Diego

3rd-

- 14 1/2/82 vs. San Diego
- 14 12/29/84 vs. Seattle
- 14 1/6/85 vs. Pittsburgh
- 14 1/4/86 vs. Cleveland

4th-

- 22 12/30/95 at Buffalo
- 14 1/5/91 vs. Kansas City
- 14 1/12/91 at Buffalo

MOST POINTS IN A QUARTER, OPPONENT**1st-**

- 24 1/2/82 vs. San Diego
- 24 1/15/00 at Jacksonville
- 20 12/30/79 at Pittsburgh

2nd-

- **21 1/20/85 vs. San Francisco
- 17 1/15/00 at Jacksonville

3rd-

| | |
|------|---------------------------|
| 14 | 1/15/00 at Jacksonville |
| 10 | 12/30/73 vs. Oakland |
| **10 | 1/20/85 vs. San Francisco |
| 10 | 1/17/93 vs. Buffalo |
| 10 | 12/28/97 at New England |

4th-

| | |
|------|------------------------|
| 14 | 12/21/74 at Oakland |
| **14 | 1/30/83 vs. Washington |
| 14 | 1/12/91 at Buffalo |
| 14 | 1/9/99 at Denver |

MOST POINTS IN A HALF, DOLPHINS**1st-**

| | |
|----|-----------------------|
| 27 | 1/16/83 vs. San Diego |
| 24 | 1/6/85 vs. Pittsburgh |

2nd-

| | |
|----|------------------------|
| 22 | 12/30/95 at Buffalo |
| 21 | Three times, last 1986 |

MOST POINTS IN A HALF, OPPONENT**1st-**

| | |
|------|---------------------------|
| 41 | 1/15/00 at Jacksonville |
| **28 | 1/20/85 vs. San Francisco |
| 27 | 1/12/91 at Buffalo |

2nd-

| | |
|----|-------------------------|
| 21 | 12/21/74 at Oakland |
| 21 | 1/15/00 at Jacksonville |
| 20 | 12/31/83 vs. Seattle |

FIRST DOWNS

MOST FIRST DOWNS

| | |
|----|-----------------------|
| 29 | 1/16/83 vs. San Diego |
| 28 | 1/6/85 vs. Pittsburgh |

FEWEST FIRST DOWNS

| | |
|------|-------------------------|
| **9 | 1/30/83 vs. Washington |
| 9 | 1/13/02 vs. Baltimore |
| **10 | 1/16/72 vs. Dallas |
| 10 | 12/28/97 at New England |
| 10 | 1/15/00 at Jacksonville |
| 10 | 1/6/01 at Oakland |

MOST FIRST DOWNS ALLOWED

| | |
|------|---------------------------|
| 34 | 1/2/82 vs. San Diego |
| **31 | 1/20/85 vs. San Francisco |

FEWEST FIRST DOWNS ALLOWED

| | |
|----|-----------------------|
| 8 | 12/29/84 vs. Seattle |
| 10 | 1/23/83 vs. N.Y. Jets |
| 10 | 1/10/93 vs. San Diego |

MOST FIRST DOWNS BY**Rushing**

| | |
|----|-------------------------|
| 18 | 12/23/73 vs. Cincinnati |
| 18 | 12/30/73 vs. Oakland |

Passing

| | |
|----|----------------------|
| 21 | 1/2/82 vs. San Diego |
| 20 | 12/30/95 at Buffalo |

Penalty

| | |
|---|--------------------|
| 5 | 1/2/99 vs. Buffalo |
|---|--------------------|

FEWEST FIRST DOWNS BY**Rushing**

| | |
|---|-------------------------|
| 0 | 1/15/00 at Jacksonville |
| 0 | 1/6/01 at Oakland |
| 1 | 1/9/99 at Denver |
| 1 | 1/13/02 vs. Baltimore |

Passing

| | |
|-----|------------------------|
| 2 | 12/30/73 vs. Oakland |
| **2 | 1/30/83 vs. Washington |

MOST FIRST DOWNS ALLOWED BY**Rushing**

| | |
|------|---------------------------|
| 18 | 12/30/95 at Buffalo |
| **16 | 1/20/85 vs. San Francisco |

Passing

| | |
|----|--------------------------|
| 21 | 1/2/82 vs. San Diego |
| 17 | 12/31/94 vs. Kansas City |

Penalty

| | |
|---|-------------------------------------|
| 3 | Four times, last at Oakland, 1/6/01 |
|---|-------------------------------------|

FEWEST FIRST DOWNS ALLOWED BY**Rushing**

| | |
|---|-----------------------|
| 0 | 1/9/00 at Seattle |
| 2 | 1/23/83 vs. N.Y. Jets |
| 2 | 12/29/84 vs. Seattle |

Passing

| | |
|---|----------------------|
| 5 | 1/4/86 vs. Cleveland |
| 6 | Six times, last 1985 |

TOTAL NET YARDS

MOST NET YARDS GAINED

| | |
|-----|-----------------------|
| 569 | 1/6/85 vs. Pittsburgh |
| 502 | 12/30/95 at Buffalo |

FEWEST NET YARDS GAINED

| | |
|-----|-------------------------|
| 133 | 1/15/00 at Jacksonville |
| 151 | 1/13/02 vs. Baltimore |

MOST NET YARDS ALLOWED

| | |
|-------|---------------------------|
| 564 | 1/2/82 vs. San Diego |
| **537 | 1/20/85 vs. San Francisco |

FEWEST NET YARDS ALLOWED

| | |
|-----|-----------------------|
| 139 | 1/23/83 vs. N.Y. Jets |
| 171 | 1/9/00 at Seattle |

RUSHING

MOST RUSHING YARDS

| | |
|-----|------------------------------------|
| 266 | 12/30/73 vs. Oakland, 53 att. |
| 258 | 12/30/00 vs. Indianapolis, 48 att. |

FEWEST RUSHING YARDS

| | |
|----|-------------------------|
| 14 | 1/9/99 at Denver |
| 23 | 1/15/00 at Jacksonville |

MOST RUSHING YARDS ALLOWED

| | |
|-------|---------------------------------|
| 341 | 12/30/95 at Buffalo, 52 att. |
| **276 | 1/30/83 vs. Washington, 52 att. |

FEWEST RUSHING YARDS ALLOWED

| | |
|----|-------------------------------|
| 41 | 1/9/00 at Seattle, 20 att. |
| 51 | 12/29/84 vs. Seattle, 18 att. |

MOST RUSHING ATTEMPTS

| | |
|----|----------------------------------|
| 56 | 1/16/83 vs. San Diego, 214 yards |
| 53 | Two times, last 1974 |

FEWEST RUSHING ATTEMPTS

| | |
|-----|-------------------------------------|
| 8 | 1/8/95 at San Diego |
| **9 | 1/20/85 vs. San Francisco, 25 yards |
| 11 | 1/13/93 vs. Buffalo, 33 yards |

MOST RUSHING ATTEMPTS, OPPONENT

| | |
|------|------------------------------------|
| 59 | 1/12/86 vs. New England, 255 yards |
| **52 | 1/30/83 vs. Washington, 276 yards |
| 52 | 12/30/95 at Buffalo, 341 yards |

FEWEST RUSHING ATTEMPTS, OPPONENT

| | |
|----|---------------------------------|
| 16 | 1/10/93 vs. San Diego, 70 yards |
| 17 | 1/16/83 vs. San Diego, 79 yards |

PASSING

MOST NET YARDS PASSING

435 1/6/85 vs. Pittsburgh
432 12/30/95 at Buffalo

FEWEST NET YARDS PASSING

26 12/30/73 vs. Oakland
60 1/23/83 vs. N.Y. Jets

MOST NET YARDS PASSING ALLOWED

415 1/2/82 vs. San Diego
339 1/12/91 at Buffalo
339 1/2/99 vs. Buffalo

FEWEST NET YARDS PASSING ALLOWED

62 1/4/86 vs. Cleveland
71 1/12/86 vs. New England

MOST PASS ATTEMPTS

66 12/30/95 at Buffalo
**50 1/20/85 vs. San Francisco

FEWEST PASS ATTEMPTS

6 12/30/73 vs. Oakland
**7 1/13/74 vs. Minnesota

MOST PASS ATTEMPTS, OPPONENT

54 1/2/82 vs. San Diego
45 1/10/93 vs. San Diego

FEWEST PASS ATTEMPTS, OPPONENT

12 1/2/86 vs. New England
16 12/27/70 at Oakland

MOST PASS COMPLETIONS

34 12/30/95 at Buffalo
31 1/2/82 vs. San Diego

FEWEST PASS COMPLETIONS

3 12/30/73 vs. Oakland
4 Two times, last 1983

MOST PASS COMPLETIONS, OPPONENT

33 1/2/82 vs. San Diego
28 1/8/95 at San Diego
26 12/31/94 vs. Kansas City

FEWEST PASS COMPLETIONS, OPPONENT

8 1/27/70 at Oakland
9 1/24/72 vs. Cleveland
9 1/4/09 vs. Baltimore

INTERCEPTIONS

MOST INTERCEPTIONS

5 12/24/72 vs. Cleveland
5 1/16/83 vs. San Diego
5 1/23/83 vs. N.Y. Jets

MOST INTERCEPTIONS, OPPONENT

4 1/4/09 vs. Baltimore
3 12/24/78 vs. Houston
3 1/23/83 vs. N.Y. Jets
3 12/30/95 at Buffalo
3 12/30/00 vs. Indianapolis
3 1/6/01 at Oakland

PUNTING

MOST PUNTS

10 1/23/83 vs. N.Y. Jets
9 1/15/00 at Jacksonville

MOST PUNT YARDS

356 1/15/00 at Jacksonville
333 1/23/83 vs. N.Y. Jets

FEWEST PUNTS

1 12/30/73 vs. Oakland
1 1/8/83 vs. New England
1 1/2/99 vs. Buffalo

MOST PUNTS, OPPONENT

10 1/23/83 vs. N.Y. Jets
7 Six times, last: 1/9/00 at Seattle

MOST PUNT YARDS, OPPONENT

357 1/23/83 vs. N.Y. Jets
335 1/9/00 at Seattle

FEWEST PUNTS, OPPONENT

1 1/12/91 at Buffalo
2 Seven times, last at Denver, 1/9/99

MOST PUNTS, BOTH TEAMS

20 1/23/83 vs. N.Y. Jets
15 1/10/93 vs. San Diego
15 1/9/00 at Seattle

FEWEST PUNTS, BOTH TEAMS

3 12/30/73 vs. Oakland
3 1/12/91 at Buffalo
3 1/2/99 vs. Buffalo

HIGHEST PUNTING AVERAGE

x-48.6 12/24/72 vs. Houston

HIGHEST PUNTING AVERAGE, OPPONENT

x-51.3 12/31/72 at Pittsburgh

x-minimum 4 punts

SACKS

MOST SACKS

6-32 1/9/00 at Seattle
4-29 1/8/83 vs. New England
4-26 1/23/83 vs. N.Y. Jets

MOST SACKS, OPPONENT

5-31 1/15/00 at Jacksonville
4-14 12/24/72 vs. Cleveland
4-27 1/23/83 vs. N.Y. Jets
**4-29 1/20/85 vs. San Francisco
4-25 1/17/93 vs. Buffalo
4-21 12/28/97 at New England

FUMBLES

MOST FUMBLES

6 1/15/00 at Jacksonville
5 1/12/86 vs. New England

MOST FUMBLES LOST

6-5 1/15/00 at Jacksonville
5-4 1/12/86 vs. New England

MOST FUMBLES, OPPONENT

4 12/27/70 vs. Oakland
4 1/2/99 vs. Buffalo
3 Eight times, last 1994

MOST FUMBLES LOST, OPPONENT

4-4 1/2/99 vs. Buffalo
3-3 12/30/79 at Pittsburgh
3-3 1/2/82 vs. San Diego
3-3 1/8/83 vs. New England

OPPONENTS PLAYOFF RECORDS

The following individual records relate solely to service against the Miami Dolphins. They include National Football League playoff and Super Bowl statistics only. Super Bowl games are marked with a "***."

RUSHING

MOST RUSHING YARDS

Career

- 404 Thurman Thomas, Buffalo (four games)
- 199 Terrell Davis, Denver (one game)

Game

- 199 Terrell Davis, Denver (1/9/99 at Denver), 21 attempts
- **166 John Riggins, Washington (1/30/83 at Pasadena), 38 attempts

MOST RUSHING ATTEMPTS

Career

- 84 Thurman Thomas, Buffalo (four games)
- 42 Marv Hubbard, Oakland (three games)

Game

- **38 John Riggins, Washington (1/30/83 at Pasadena), 166 yards
- 32 Thurman Thomas, Buffalo (1/12/91 at Buffalo), 117 yards

MOST RUSHING TOUCHDOWNS

Career

- 4 Thurman Thomas, Buffalo (four games)
- 2 Earnest Byner, Cleveland (one game)
- 2 Chuck Muncie, San Diego (two games)
- 2 Curt Warner, Seattle (one game)
- 2 Terrell Davis, Denver (one game)

Game

- 2 Earnest Byner, Cleveland (1/4/86 at Miami)
- 2 Thurman Thomas, Buffalo (1/12/91 at Buffalo)
- 2 Curt Warner, Seattle (12/31/83 at Miami)
- 2 Terrell Davis, Denver (1/9/99 at Denver)

LONGEST RUNS FROM SCRIMMAGE

- 90t Fred Taylor, Jacksonville (1/15/00 at Jacksonville)
- 66t Earnest Byner, Cleveland (1/4/86 at Miami)

PASSING

MOST YARDS PASSING

Career

- 711 Jim Kelly, Buffalo (three games)
- 645 Joe Montana, S.F., K.C. (two games)

Game

- 433 Dan Fouts, San Diego (1/2/82 at Miami), 33 of 53
- 360 Doug Flutie, Buffalo (1/2/99 at Miami), 21 of 36

MOST PASS ATTEMPTS

Career

- 87 Stan Humphries, San Diego (two games)
- 87 Dan Fouts, San Diego (two games)

Game

- 53 Dan Fouts, San Diego (1/2/82 at Miami), 33 comp.
- 44 Stan Humphries, San Diego (1/10/93 at Miami), 18 comp.

MOST PASS COMPLETIONS

Career

- 50 Joe Montana, S.F., K.C. (two games)
- 48 Dan Fouts, San Diego (two games)
- 48 Jim Kelly, Buffalo (three games)

Game

- 33 Dan Fouts, San Diego (1/2/82 at Miami), 53 attempts
- 28 Stan Humphries, San Diego (1/8/95 at San Diego), 43 attempts

MOST TOUCHDOWN PASSES

Career

- 5 Ken Stabler, Oakland (two games)
- 5 Joe Montana, S.F., K.C. (two games)
- 5 Jim Kelly, Buffalo (three games)

Game

- 4 Ken Stabler, Oakland (12/21/74 at Oakland)
- 3 Tony Eason, New England (1/12/86 at Miami)
- 3 Dan Fouts, San Diego (1/2/82 at Miami)
- 3 Jim Kelly, Buffalo (1/12/91 at Buffalo)
- 3 Mark Malone, Pittsburgh (1/6/85 at Miami)
- **3 Joe Montana, San Francisco (1/20/85 vs. Miami)

MOST PASSES HAD INTERCEPTED

Career

- 6 Dan Fouts, San Diego (two games)
- 6 Stan Humphries, San Diego (two games)

Game

- 5 Dan Fouts, San Diego (1/16/83 at Miami), 34 attempts
- 5 Mike Phipps, Cleveland (12/24/72 at Miami), 23 attempts
- 5 Richard Todd, N.Y. Jets (1/23/83 at Miami), 37 attempts

LONGEST PASS PLAYS

- 82t Daryle Lamonic to Rod Sherman, Oakland (12/27/70 at Oakland)
- 72t Ken Stabler to Cliff Branch, Oakland (12/21/74 at Oakland)

RECEIVING

MOST RECEPTIONS

Career

- 16 Ronnie Harmon, San Diego (two games)
- 14 Kellen Winslow, San Diego (two games)

Game

- 13 Kellen Winslow, San Diego (1/2/82 at Miami), 166 yards
- 9 Lenvil Elliott, Cincinnati (12/23/73 at Miami), 53 yards
- 9 Ronnie Harmon, San Diego (1/10/93 at Miami), 73 yards

- 9 Eric Moulds, Buffalo (1/2/99 at Miami),
240 yards

MOST RECEIVING YARDS

Career

- 240 Eric Moulds, Buffalo (one game)
207 Andre Reed, Buffalo (four games)

Game

- 240 Eric Moulds, Buffalo (1/2/99 at Miami),
9 receptions
166 Kellen Winslow, San Diego (1/2/82 at
Miami), 13 receptions

MOST RECEIVING TOUCHDOWNS

Career

- 3 John Stallworth, Pittsburgh (two games)
2 Fred Biletnikoff, Oakland (three games)
2 James Brooks, San Diego (two games)
2 Roger Craig, San Francisco (one
game)
2 Andre Reed, Buffalo (four games)
2 Jimmy Smith, Jacksonville (one game)

Game

- 2 James Brooks, San Diego (1/2/82 at
Miami)
**2 Roger Craig, San Francisco (1/20/85
vs. Miami)
2 Andre Reed, Buffalo (1/21/91 at
Buffalo)
2 John Stallworth, Pittsburgh (1/6/85 at
Miami)
2 Jimmy Smith, Jacksonville (1/15/00 at
Jacksonville)

FIELD GOALS

MOST FIELD GOALS

Career

- 9 Steve Christie, Buffalo (three games)
4 Matt Stover, Baltimore (two games)

Game

- 5 Steve Christie, Buffalo (1/17/93 at
Miami) of 6
3 Five times, last: Mike Vanderjagt,
Indianapolis (12/30/00 at Miami)

LONGEST FIELD GOALS

- 50 Todd Peterson, Seattle (1/9/00 at
Seattle)
50 Mike Vanderjagt, Indianapolis
(12/30/00 at Miami)

INTERCEPTIONS

MOST INTERCEPTIONS

Career

- 3 John Harris, Seattle (two games)

Game

- 2 Ken Schroy, N.Y. Jets (1/23/83 at
Miami), 1 yd.
2 John Harris, Seattle (12/29/84 at
Miami), 45 yds.
2 Aaron Beasley, Jacksonville (1/15/00
at Jacksonville), 5 yds.
2 Chad Cota, Indianapolis (12/30/00 at
Miami)
2 Tory James, Oakland (1/6/01 at
Oakland)

LONGEST INTERCEPTION RETURNS

- 90t Tory James, Oakland (Jay Fiedler),
1/6/01 at Oakland
64t Ed Reed, Baltimore (Chad Pennington),
1/4/09 at Miami

LONGEST PLAYS

PUNTS

- 63 Ray Guy, Oakland (12/30/73 at
Miami)
60 Bob Walden, Pittsburgh (12/31/72
at Pittsburgh)

PUNT RETURNS

- 56t Wes Chandler, San Diego (1/2/82
at Miami)
38 Thom Darden, Cleveland (12/24/72
at Miami)

KICKOFF RETURNS

- 85t Charlie Rogers, Seattle (1/9/00 at
Seattle)
59 Zachary Dixon, Seattle (12/31/83 at
Miami)

FUMBLE RECOVERIES

- 79t Neil Smith, Denver (Oronde Gadsden),
1/9/99 at Denver
**49t Mike Bass, Washington (Gar
Yepremian), 1/14/73 at Los Angeles



DEFENSIVE SCORES = WINS

The Dolphins had one defensive touchdown in 2011, which gave the team a total of 24 defensive scores since 2000 (15 INTs, 9 FR). Miami is now 22-1 in games with a defensive touchdown over the last 11 years (2000-11).

ALL-TIME PLAYOFF LEADERS

(**Boldface** indicates active player)

RUSHING

| | PLAYER | GAMES | ATT. | YDS. | AVG. | LG | TD |
|-----|--------------------|-------|------|------|------|-----|----|
| 1. | Larry Csonka | 12 | 225 | 891 | 4.0 | 49 | 9 |
| 2. | Tony Nathan | 12 | 118 | 454 | 3.8 | 26 | 3 |
| 3. | Mercury Morris | 10 | 95 | 440 | 4.6 | 27 | 1 |
| 4. | Jim Kiick | 11 | 115 | 401 | 3.5 | 27 | 6 |
| 5. | Andra Franklin | 6 | 93 | 335 | 3.6 | 29 | 2 |
| 6. | Lamar Smith | 3 | 54 | 219 | 4.1 | 24 | 2 |
| 7. | Sammie Smith | 2 | 41 | 181 | 4.4 | 17 | 0 |
| 8. | Woody Bennett | 10 | 59 | 179 | 3.0 | 17 | 4 |
| 9. | Bernie Parmalee | 7 | 53 | 150 | 2.8 | 16 | 1 |
| 10. | Karim Abdul-Jabbar | 3 | 35 | 116 | 3.3 | 18 | 1 |
| 11. | J.J. Johnson | 5 | 38 | 107 | 2.8 | 18 | 1 |
| 12. | David Woodley | 5 | 17 | 102 | 6.0 | 12 | 1 |
| 13. | Aaron Craver | 4 | 12 | 98 | 8.2 | 25t | 1 |
| 14. | Bobby Humphrey | 2 | 31 | 93 | 3.0 | 15 | 0 |
| 15. | Bob Griese | 12 | 13 | 84 | 6.5 | 25 | 0 |
| 16. | Benny Malone | 3 | 14 | 83 | 5.9 | 23t | 1 |
| 17. | Jay Fiedler | 3 | 13 | 71 | 5.5 | 11 | 0 |
| 18. | Joe Carter | 4 | 9 | 66 | 7.3 | 19 | 0 |
| 19. | Pete Johnson | 3 | 16 | 61 | 3.8 | 14 | 0 |
| 20. | Ron Davenport | 2 | 9 | 54 | 6.0 | 31t | 2 |
| 21. | David Overstreet | 1 | 9 | 50 | 5.6 | 13 | 0 |
| 22. | Irving Spikes | 3 | 9 | 49 | 5.4 | 23 | 0 |
| 23. | Leroy Harris | 1 | 9 | 43 | 4.8 | 9 | 0 |
| 24. | Delvin Williams | 2 | 21 | 42 | 2.0 | 9 | 0 |
| 25. | Autry Denson | 4 | 16 | 41 | 2.6 | 17 | 0 |
| 26. | Larry Seiple | 11 | 1 | 37 | 37.0 | 37 | 0 |
| 27. | Paul Warfield | 11 | 4 | 34 | 8.5 | 25 | 0 |
| 28. | O.J. McDuffie | 10 | 3 | 31 | 10.3 | 19 | 0 |
| 29. | Marc Logan | 2 | 12 | 23 | 1.9 | 7 | 0 |
| 30. | Keith Byars | 1 | 4 | 22 | 5.5 | 10 | 0 |
| 31. | Ronnie Brown | 1 | 12 | 19 | 1.6 | 6 | 0 |
| 32. | John Kidd | 4 | 1 | 18 | 18.0 | 18 | 0 |
| 33. | Don Nottingham | 6 | 2 | 17 | 8.5 | 12 | 0 |
| | Tom Vigorito | 7 | 4 | 17 | 4.3 | 6 | 0 |
| | Ricky Williams | 1 | 4 | 17 | 4.3 | 7 | 0 |
| 36. | Stanley Pritchett | 5 | 8 | 16 | 2.0 | 7 | 0 |
| 37. | Lousaka Polite | 1 | 3 | 15 | 5.0 | 11 | 0 |
| 38. | Travis Minor | 1 | 5 | 14 | 2.8 | 5 | 0 |
| 39. | Gary Davis | 1 | 2 | 12 | 6.0 | 9 | 0 |
| 40. | Tom Orosz | 5 | 1 | 11 | 11.0 | 11 | 0 |
| 41. | Ray Lucas | 1 | 1 | 10 | 10.0 | 10 | 0 |
| 42. | Eddie Hill | 12 | 3 | 8 | 2.7 | 4 | 0 |
| | Terry Kirby | 1 | 2 | 8 | 4.0 | 7 | 1 |
| | Charles Leigh | 9 | 1 | 8 | 8.0 | 8 | 0 |
| 45. | Nat Moore | 13 | 1 | 7 | 7.0 | 7 | 0 |
| 46. | Tony Martin | 8 | 1 | 6 | 6.0 | 6 | 0 |
| 47. | Jerris McPhail | 1 | 1 | 4 | 4.0 | 4 | 0 |
| 48. | John Avery | 2 | 1 | 3 | 3.0 | 3 | 0 |
| | Earl Morrall | 2 | 4 | 3 | 0.8 | 3 | 0 |
| 50. | Tony Paige | 4 | 1 | 2 | 2.0 | 2 | 0 |
| 51. | Patrick Cobbs | 1 | 1 | 1 | 1.0 | 1 | 0 |
| | Duriel Harris | 7 | 1 | 1 | 1.0 | 1 | 0 |
| | Dan Marino | 18 | 15 | 1 | 0.1 | 5 | 1 |
| 54. | Norm Bulaich | 2 | 2 | 0 | 0.0 | 0 | 0 |
| | Mark Clayton | 10 | 1 | 0 | 0.0 | 0 | 0 |
| | Damon Huard | 4 | 3 | 0 | 0.0 | 2 | 0 |
| | Chad Pennington | 1 | 1 | 0 | 0.0 | 0 | 0 |
| 58. | Scott Mitchell | 2 | 1 | -1 | -1.0 | -1 | 0 |
| 59. | Don Strock | 13 | 1 | -2 | -2.0 | -2 | 0 |

| | PLAYER | GAMES | ATT. | YDS. | AVG. | LG | TD |
|-----|----------------|-------|------|------|------|----|----|
| 60. | James Saxon | 4 | 2 | -3 | -1.5 | 0 | 0 |
| 61. | Jim Jensen | 13 | 2 | -6 | -3.0 | -3 | 0 |
| 62. | Tom Hutton | 2 | 1 | -8 | -8.0 | -8 | 0 |
| 63. | George Roberts | 2 | 1 | -9 | -9.0 | -9 | 0 |

PASSING

| | PLAYER | GAMES | ATT. | COMP. | YDS. | PCT. | TD | INT | RATE |
|-----|-----------------|-------|------|-------|------|-------|----|-----|-------|
| 1. | Dan Marino | 18 | 687 | 385 | 4510 | 56.0 | 32 | 24 | 77.1 |
| 2. | Bob Griese | 12 | 208 | 112 | 1467 | 53.8 | 10 | 12 | 68.3 |
| 3. | David Woodley | 5 | 81 | 48 | 645 | 59.3 | 0 | 1 | 74.4 |
| 4. | Don Strock | 13 | 62 | 38 | 551 | 61.3 | 4 | 3 | 91.5 |
| 5. | Jay Fiedler | 3 | 99 | 52 | 483 | 52.5 | 1 | 7 | 40.1 |
| 6. | Chad Pennington | 1 | 38 | 25 | 252 | 65.8 | 1 | 4 | 53.7 |
| 7. | Earl Morrall | 2 | 24 | 13 | 139 | 54.2 | 1 | 1 | 67.9 |
| 8. | Damon Huard | 4 | 16 | 5 | 46 | 31.3 | 0 | 0 | 40.6 |
| 9. | Tony Nathan | 12 | 2 | 2 | 34 | 1.000 | 0 | 0 | 118.8 |
| 10. | Bernie Kosar | 1 | 1 | 1 | 10 | 1.000 | 0 | 0 | 108.3 |
| 11. | Marlin Briscoe | 7 | 1 | 0 | 0 | 0.0 | 0 | 1 | 0.0 |
| | Mark Clayton | 10 | 1 | 0 | 0 | 0.0 | 0 | 0 | 39.6 |
| | O.J. McDuffie | 10 | 1 | 0 | 0 | 0.0 | 0 | 0 | 39.6 |

RECEIVING

| | PLAYER | GAMES | NO. | YDS. | AVG. | LG | TD |
|-----|-------------------|-------|-----|------|------|-----|----|
| 1. | Tony Nathan | 12 | 65 | 649 | 10.0 | 39 | 2 |
| 2. | O.J. McDuffie | 10 | 50 | 603 | 12.1 | 31 | 1 |
| 3. | Paul Warfield | 11 | 34 | 717 | 21.1 | 75t | 4 |
| 4. | Mark Duper | 10 | 32 | 595 | 18.6 | 64t | 5 |
| 5. | Mark Clayton | 10 | 31 | 498 | 16.1 | 40t | 3 |
| 6. | Bruce Hardy | 13 | 26 | 336 | 12.9 | 50t | 4 |
| 7. | Nat Moore | 12 | 23 | 291 | 12.7 | 40 | 3 |
| | Oronde Gadsden | 7 | 23 | 288 | 12.5 | 52 | 2 |
| 9. | Duriel Harris | 7 | 19 | 303 | 15.9 | 36 | 1 |
| | Keith Jackson | 4 | 19 | 262 | 13.8 | 31 | 4 |
| 11. | Joe Rose | 11 | 18 | 260 | 14.4 | 35 | 2 |
| | Jim Kiick | 11 | 18 | 115 | 6.4 | 21 | 0 |
| 13. | Tony Martin | 8 | 17 | 224 | 13.2 | 23 | 1 |
| 14. | Bernie Parmalee | 7 | 16 | 130 | 8.1 | 26 | 0 |
| 15. | Irving Fryar | 3 | 14 | 170 | 12.1 | 24 | 1 |
| 16. | Howard Twilley | 11 | 13 | 186 | 14.3 | 28t | 1 |
| 17. | Jimmy Cefalo | 10 | 12 | 297 | 24.8 | 76t | 2 |
| 18. | Tony Paige | 4 | 11 | 50 | 4.5 | 9 | 2 |
| 19. | Lamar Thomas | 3 | 10 | 129 | 12.9 | 42 | 1 |
| | Marv Fleming | 10 | 10 | 114 | 11.4 | 27 | 1 |
| 21. | Tom Vigorito | 7 | 9 | 103 | 11.4 | 33 | 0 |
| | Jim Mandich | 11 | 9 | 86 | 9.6 | 19 | 1 |
| | Bobby Humphrey | 2 | 9 | 71 | 7.9 | 20 | 0 |
| | Aaron Craver | 4 | 9 | 71 | 7.9 | 15 | 0 |
| 25. | Dan Johnson | 5 | 8 | 84 | 10.5 | 21 | 3 |
| | Terry Kirby | 1 | 8 | 68 | 8.5 | 19 | 0 |
| | Autry Denson | 4 | 8 | 60 | 7.5 | 14 | 0 |
| 28. | J.J. Johnson | 5 | 7 | 39 | 5.6 | 11 | 0 |
| | Delvin Williams | 2 | 7 | 34 | 4.9 | 8 | 0 |
| 30. | Ronnie Brown | 1 | 6 | 43 | 7.2 | 23 | 1 |
| 31. | Ferrell Edmunds | 4 | 5 | 70 | 14.0 | 37 | 0 |
| | Dedric Ward | 1 | 5 | 55 | 11.0 | 19 | 0 |
| | Jim Jensen | 13 | 5 | 49 | 9.8 | 12 | 0 |
| | Stanley Pritchett | 5 | 5 | 40 | 8.0 | 12 | 0 |
| | Ted Ginn, Jr. | 1 | 5 | 38 | 7.6 | 9 | 0 |
| | Troy Drayton | 3 | 5 | 30 | 6.0 | 10 | 0 |
| | Jerris McPhail | 1 | 5 | 28 | 5.6 | 16 | 0 |
| | Lamar Smith | 3 | 5 | 28 | 5.6 | 8 | 0 |
| 39. | Patrick Cobbs | 1 | 4 | 55 | 13.8 | 30 | 0 |
| | Marlin Briscoe | 7 | 4 | 42 | 10.5 | 18 | 0 |
| | Brandon London | 1 | 4 | 38 | 9.5 | 10 | 0 |
| | Rob Konrad | 4 | 4 | 37 | 9.3 | 13 | 0 |
| | Keith Byars | 1 | 4 | 30 | 7.5 | 12 | 0 |
| | Larry Csonka | 12 | 4 | 26 | 6.5 | 9t | 1 |

| | PLAYER | GAMES | NO. | YDS. | AVG. | LG | TD |
|-----|--------------------|----------|----------|-----------|-------------|-----------|----------|
| | James McKnight | 1 | 4 | 26 | 6.5 | 12 | 0 |
| | Leslie Shepherd | 1 | 4 | 20 | 5.0 | 11 | 0 |
| 47. | Mike Williams | 4 | 3 | 44 | 14.7 | 19 | 1 |
| | Ed Perry | 6 | 3 | 32 | 10.7 | 22 | 0 |
| | Sammie Smith | 2 | 3 | 31 | 10.3 | 13 | 0 |
| | Jed Weaver | 3 | 3 | 31 | 10.3 | 20 | 1 |
| | James Saxon | 4 | 3 | 29 | 9.7 | 9 | 0 |
| | Ron Davenport | 2 | 3 | 23 | 7.7 | 9 | 0 |
| | David Martin | 1 | 3 | 16 | 5.3 | 15 | 0 |
| | Karim Abdul-Jabbar | 3 | 3 | 9 | 3.0 | 5 | 0 |
| | Mercury Morris | 10 | 3 | 9 | 3.0 | 9 | 0 |
| 56. | Randal Hill | 1 | 2 | 59 | 29.5 | 45t | 1 |
| | Davone Bess | 1 | 2 | 54 | 27.0 | 45 | 0 |
| | Gary Clark | 1 | 2 | 41 | 20.5 | 31 | 0 |
| | Willie Richardson | 1 | 2 | 30 | 15.0 | 19 | 1 |
| | Woody Bennett | 10 | 2 | 26 | 13.0 | 20 | 0 |
| | Gary Davis | 1 | 2 | 24 | 12.0 | 14 | 0 |
| | Andre Tillman | 1 | 2 | 24 | 12.0 | 13t | 1 |
| | Fred Banks | 2 | 2 | 18 | 9.0 | 13 | 0 |
| | Norm Bulaich | 2 | 2 | 14 | 7.0 | 8 | 0 |
| | Ronnie Lee | 11 | 2 | 12 | 6.0 | 6t | 1 |
| | Marc Logan | 2 | 2 | 8 | 4.0 | 6 | 0 |
| | Travis Minor | 1 | 2 | 4 | 2.0 | 4 | 0 |
| | Eddie Hill | 12 | 2 | 3 | 1.5 | 2 | 0 |
| 69. | Leroy Harris | 1 | 1 | 21 | 21.0 | 21 | 0 |
| | Brett Perriman | 1 | 1 | 13 | 13.0 | 13 | 0 |
| | Charles Jordan | 1 | 1 | 11 | 11.0 | 11 | 0 |
| | Scott Miller | 4 | 1 | 10 | 10.0 | 10 | 0 |
| | Don Nottingham | 6 | 1 | 9 | 9.0 | 9 | 0 |
| | Tim Ruddy | 11 | 1 | 8 | 8.0 | 8 | 0 |
| | Ricky Williams | 1 | 1 | 8 | 8.0 | 8 | 0 |
| | Hunter Goodwin | 5 | 1 | 6 | 6.0 | 6 | 0 |
| | Nate Jacquet | 4 | 1 | 6 | 6.0 | 6 | 0 |
| | Jeff Ogden | 3 | 1 | 6 | 6.0 | 6 | 0 |
| | Rich Diana | 4 | 1 | 5 | 5.0 | 5 | 0 |
| | Joe Carter | 4 | 1 | 2 | 2.0 | 2t | 0 |
| | Roy Foster | 12 | 1 | 2 | 2.0 | 2t | 1 |
| | Ronnie Williams | 3 | 1 | 1 | 1.0 | 1 | 1 |
| | Bob Torrey | 1 | 1 | 0 | 0.0 | 0 | 0 |

SCORING

| | PLAYER | GAMES | TD | TDR | TDP | TDRT | FG | PAT | PTS. |
|-----|--------------------|-------|----|-----|-----|------|----|-----|------|
| 1. | Garó Yepremian | 12 | 0 | 0 | 0 | 0 | 12 | 28 | 64 |
| 2. | Larry Csonka | 12 | 10 | 9 | 1 | 0 | 0 | 0 | 60 |
| 3. | Uwe von Schamann | 10 | 0 | 0 | 0 | 0 | 9 | 32 | 59 |
| 4. | Pete Stoyanovich | 7 | 0 | 0 | 0 | 0 | 7 | 19 | 40 |
| 5. | Jim Kiick | 11 | 6 | 6 | 0 | 0 | 0 | 0 | 36 |
| 6. | Olindo Mare | 8 | 0 | 0 | 0 | 0 | 9 | 6 | 33 |
| 7. | Mark Duper | 10 | 5 | 0 | 5 | 0 | 0 | 0 | 30 |
| | Tony Nathan | 11 | 5 | 3 | 2 | 0 | 0 | 0 | 30 |
| 9. | Woody Bennett | 10 | 4 | 4 | 0 | 0 | 0 | 0 | 24 |
| | Bruce Hardy | 13 | 4 | 0 | 4 | 0 | 0 | 0 | 24 |
| | Keith Jackson | 4 | 4 | 0 | 4 | 0 | 0 | 0 | 24 |
| | Nat Moore | 13 | 4 | 0 | 3 | 1 | 0 | 0 | 24 |
| | Paul Warfield | 11 | 4 | 0 | 4 | 0 | 0 | 0 | 24 |
| 14. | Mark Clayton | 10 | 3 | 0 | 3 | 0 | 0 | 0 | 18 |
| | Dan Johnson | 5 | 3 | 0 | 3 | 0 | 0 | 0 | 18 |
| 16. | Jimmy Cefalo | 10 | 2 | 0 | 2 | 0 | 0 | 0 | 12 |
| | Ron Davenport | 2 | 2 | 2 | 0 | 0 | 0 | 0 | 12 |
| | Andra Franklin | 6 | 2 | 2 | 0 | 0 | 0 | 0 | 12 |
| | Oronde Gadsden | 7 | 2 | 0 | 2 | 0 | 0 | 0 | 12 |
| | Tony Paige | 4 | 2 | 0 | 2 | 0 | 0 | 0 | 12 |
| | Joe Rose | 11 | 2 | 0 | 2 | 0 | 0 | 0 | 12 |
| | Lamar Smith | 3 | 2 | 2 | 0 | 0 | 0 | 0 | 12 |
| 23. | O.J. McDuffie | 10 | 1 | 0 | 1 | 0 | 0 | 0 | 8# |
| 24. | Fuad Reveiz | 2 | 0 | 0 | 0 | 0 | 1 | 5 | 8 |
| 25. | Karim Abdul-Jabbar | 3 | 1 | 1 | 0 | 0 | 0 | 0 | 6 |

| PLAYER | GAMES | TD | TDR | TDP | TDRT | FG | PAT | PTS. |
|-----------------------|-------|----|-----|-----|------|----|-----|------|
| Dick Anderson | 11 | 1 | 0 | 0 | 1 | 0 | 0 | 6 |
| Charlie Babb | 9 | 1 | 0 | 0 | 1 | 0 | 0 | 6 |
| Ronnie Brown | 1 | 1 | 0 | 1 | 0 | 0 | 0 | 6 |
| Aaron Craver | 4 | 1 | 1 | 0 | 0 | 0 | 0 | 6 |
| A.J. Duhe | 11 | 1 | 0 | 0 | 1 | 0 | 0 | 6 |
| Randal Hill | 1 | 1 | 0 | 1 | 0 | 0 | 0 | 6 |
| Marv Fleming | 10 | 1 | 0 | 1 | 0 | 0 | 0 | 6 |
| Roy Foster | 12 | 1 | 0 | 1 | 0 | 0 | 0 | 6 |
| Irving Fryar | 3 | 1 | 0 | 1 | 0 | 0 | 0 | 6 |
| Duriel Harris | 7 | 1 | 0 | 1 | 0 | 0 | 0 | 6 |
| J.J. Johnson | 5 | 1 | 1 | 0 | 0 | 0 | 0 | 6 |
| Terry Kirby | 1 | 1 | 1 | 0 | 0 | 0 | 0 | 6 |
| Ronnie Lee | 11 | 1 | 0 | 1 | 0 | 0 | 0 | 6 |
| Benny Malone | 3 | 1 | 1 | 0 | 0 | 0 | 0 | 6 |
| Jim Mandich | 11 | 1 | 0 | 1 | 0 | 0 | 0 | 6 |
| Dan Marino | 18 | 1 | 1 | 0 | 0 | 0 | 0 | 6 |
| Tony Martin | 8 | 1 | 0 | 1 | 0 | 0 | 0 | 6 |
| Mercury Morris | 10 | 1 | 1 | 0 | 0 | 0 | 0 | 6 |
| Bernie Parmalee | 7 | 1 | 1 | 0 | 0 | 0 | 0 | 6 |
| Willie Richardson | 1 | 1 | 0 | 1 | 0 | 0 | 0 | 6 |
| Lamar Thomas | 3 | 1 | 0 | 1 | 0 | 0 | 0 | 6 |
| Andre Tillman | 1 | 1 | 0 | 1 | 0 | 0 | 0 | 6 |
| Howard Twilley | 11 | 1 | 0 | 1 | 0 | 0 | 0 | 6 |
| Fulton Walker | 9 | 1 | 0 | 0 | 1 | 0 | 0 | 6 |
| Jed Weaver | 3 | 1 | 0 | 1 | 0 | 0 | 0 | 6 |
| Mike Williams | 4 | 1 | 0 | 1 | 0 | 0 | 0 | 6 |
| Ronnie Williams | 3 | 1 | 0 | 1 | 0 | 0 | 0 | 6 |
| David Woodley | 5 | 1 | 1 | 0 | 0 | 0 | 0 | 6 |
| 54. Dan Carpenter | 1 | 0 | 0 | 0 | 0 | 1 | 0 | 3 |
| 55. Stanley Pritchett | 5 | 0 | 0 | 0 | 0 | 0 | 0 | 2# |

– two point conversion

INTERCEPTIONS

| | PLAYER | GAMES | NO. | YDS. | AVG. | LG | TD |
|-----|-----------------|-------|-----|------|------|----|----|
| 1. | Dick Anderson | 11 | 5 | 107 | 21.4 | 62 | 1 |
| 2. | Jake Scott | 11 | 4 | 76 | 19.0 | 55 | 0 |
| | Gerald Small | 7 | 4 | 42 | 10.5 | 18 | 0 |
| | A.J. Duhe | 11 | 4 | 36 | 9.0 | 35 | 1 |
| | Glenn Blackwood | 11 | 4 | 27 | 6.8 | 19 | 0 |
| | Lyle Blackwood | 9 | 4 | 11 | 2.8 | 8 | 0 |
| 7. | Curtis Johnson | 11 | 3 | 43 | 14.3 | 33 | 0 |
| | Troy Vincent | 5 | 3 | 2 | 0.7 | 2 | 0 |
| 9. | J.B. Brown | 7 | 2 | 56 | 28.0 | 32 | 0 |
| | Brock Marion | 7 | 2 | 50 | 25.0 | 31 | 0 |
| | Nick Buoniconti | 11 | 2 | 38 | 19.0 | 32 | 0 |
| | Don McNeal | 10 | 2 | 36 | 18.0 | 20 | 0 |
| | Louis Oliver | 5 | 2 | 21 | 10.5 | 21 | 0 |
| | Mike Kolen | 10 | 2 | 16 | 8.0 | 11 | 0 |
| | Doug Swift | 11 | 2 | 12 | 6.0 | 12 | 0 |
| | Jarvis Williams | 4 | 2 | 0 | 0.0 | 0 | 0 |
| 17. | William Judson | 10 | 1 | 34 | 34.0 | 34 | 0 |
| | Bob Matheson | 12 | 1 | 29 | 29.0 | 29 | 0 |
| | Gene Atkins | 3 | 1 | 26 | 26.0 | 26 | 0 |
| | Frankie Smith | 2 | 1 | 14 | 14.0 | 14 | 0 |
| | Bryan Cox | 5 | 1 | 7 | 7.0 | 7 | 0 |
| | Terrell Buckley | 6 | 1 | 6 | 6.0 | 6 | 0 |
| | Paul Lankford | 12 | 1 | 2 | 2.0 | 2 | 0 |
| | Calvin Jackson | 6 | 1 | 0 | 0.0 | 0 | 0 |
| | Michael Stewart | 3 | 1 | 0 | 0.0 | 0 | 0 |

THE LAST TIME (PLAYOFFS)...

KICKOFF RETURNED FOR A TOUCHDOWN

By Dolphins – Fulton Walker vs. Washington, SB XVII (98 yards), 1/30/83

By Opponents – Charlie Rogers at Seattle (85 yards), 1/9/00

PUNT RETURNED FOR A TOUCHDOWN

By Dolphins – None

By Opponents – Wes Chandler of San Diego (56 yards), 1/2/82

INTERCEPTED PASS RETURNED FOR A TOUCHDOWN

By Dolphins – A.J. Duhe vs. N.Y. Jets (35 yards), 1/23/83

By Opponents – Ed Reed of Baltimore (64 yards), 1/4/09

FUMBLE RETURNED FOR A TOUCHDOWN

By Dolphins – None

By Opponents – Tony Brackens at Jacksonville (16 yards), 1/15/00

OPPONENTS FUMBLE RETURNED FOR A TOUCHDOWN

By Dolphins – None

By Opponents – Tony Brackens at Jacksonville (16 yards), 1/15/00

BLOCKED FIELD GOAL RETURNED FOR A TOUCHDOWN

By Dolphins – None

By Opponents – None

BLOCKED PUNT RETURNED FOR A TOUCHDOWN

By Dolphins – Charlie Babb vs. Cleveland (5 yards), 12/24/72

By Opponents – None

SAFETY SCORED

By Dolphins – Dan Pastorini of Houston runs out of end zone, 12/24/78

By Opponents – Reuben Davis at San Diego (tackles Bernie Parmalee in end zone), 1/8/95

SHUTOUT

By Dolphins – at Miami 31, San Diego 0, 1/10/93

By Opponents – at Oakland 27, Miami 0, 1/6/01

200 YARDS RUSHING

By Dolphins – Lamar Smith vs. Indianapolis (209 yards), 12/30/00

By Opponents – None

100 YARDS RUSHING

By Dolphins – Lamar Smith vs. Indianapolis (209 yards), 12/30/00

By Opponents – Terry Allen of Baltimore (109 yards), 1/13/02

100 YARDS RUSHING IN A HALF

By Dolphins – None

By Opponents – Fred Taylor at Jacksonville (135 yards in first half), 1/15/00

TWO 100-YARD RUSHERS

By Dolphins – None

By Opponents – None

100 YARDS RUSHING AND RECEIVING

By Dolphins – None

By Opponents – None

400 YARDS PASSING

By Dolphins – Dan Marino at Buffalo (422 yards), 12/30/95

By Opponents – Dan Fouts of San Diego (433 yards), 1/2/82

300 YARDS PASSING

By Dolphins – Dan Marino at Buffalo (422 yards), 12/30/95

By Opponents – Doug Flutie of Buffalo (360 yards), 1/2/99

200 YARDS RECEIVING

By Dolphins – None

By Opponents – Eric Moulds of Buffalo (240 yards), 1/2/99

100 YARDS RECEIVING

By Dolphins – O.J. McDuffie at Denver (118 yards), 1/9/99

By Opponents – Jimmy Smith at Jacksonville (136 yards), 1/15/00

100 YARDS RECEIVING IN A HALF

By Dolphins – O.J. McDuffie at Buffalo (111 yards in second half), 12/30/95

By Opponents – Eric Moulds of Buffalo (102 yards in first half; 138 yards in second half), 1/2/99

TWO 100 YARD RECEIVERS

By Dolphins – Mark Duper (148 yards) and Tony Nathan (114 yards) vs. Pittsburgh, 1/6/85

By Opponents – James Lofton (149 yards) and Andre Reed (122 yards) at Buffalo, 1/12/91

FIVE TOUCHDOWN PASSES

By Dolphins – None

By Opponents – None

FOUR TOUCHDOWN PASSES

By Dolphins – Dan Marino vs. Pittsburgh, 1/6/85

By Opponents – Ken Stabler at Oakland, 12/21/74

THREE TOUCHDOWN PASSES

By Dolphins – Dan Marino at San Diego, 1/8/95

By Opponents – Joe Montana of San Francisco (SB XIX), 1/20/85

FOUR TOUCHDOWN RECEPTIONS

By Dolphins – None

By Opponents – None

THREE TOUCHDOWN RECEPTIONS

By Dolphins – None

By Opponents – None

TWO TOUCHDOWN RECEPTIONS

By Dolphins – Keith Jackson at San Diego, 1/8/85

By Opponents – Jimmy Smith at Jacksonville, 1/15/00

FOUR TOUCHDOWNS RUSHING

By Dolphins – None

By Opponents – None

THREE TOUCHDOWNS RUSHING

By Dolphins – Larry Csonka vs. Oakland, 12/30/73

By Opponents – None

TWO TOUCHDOWNS RUSHING

By Dolphins – Lamar Smith vs. Indianapolis, 12/30/00, OT

By Opponents – Terrell Davis at Denver, 1/9/99

FOUR FIELD GOALS

By Dolphins – None

By Opponents – Steve Christie (5) of Buffalo, 1/17/93

THREE FIELD GOALS

By Dolphins – Olindo Mare vs. Buffalo, 1/2/99

By Opponents – Mike Vanderjagt of Indianapolis, 12/30/00

THREE INTERCEPTIONS

By Dolphins – A.J. Duhe vs. N.Y. Jets, 1/23/83

By Opponents – None

TWO INTERCEPTIONS

By Dolphins – Troy Vincent vs. San Diego, 1/10/93

By Opponents – Ed Reed of Baltimore (64 yards), 1/4/09

THREE SACKS

By Dolphins – Trace Armstrong at Seattle, 1/9/00

By Opponents – None

TWO SACKS

By Dolphins – Trace Armstrong (3) at Seattle, 1/9/00

By Opponents – Gary Walker at Jacksonville, 1/15/00

BLOCKED FIELD GOAL

By Dolphins – William Judson vs. Seattle (Norm Johnson, 48 yards), 12/31/83

By Opponents – Leroy Jones of San Diego (Uwe von Schamann, 34 yards), 1/2/82

BLOCKED PUNT

By Dolphins – Don McNeal vs. N.Y. Jets (Chuck Ramsey), 1/23/83

By Opponents – Corey Chamblin at Jacksonville (Tom Hutton), 1/15/00

MISSED POINT AFTER TOUCHDOWN ATTEMPT

By Dolphins – Dan Carpenter vs. Baltimore, 1/4/09

By Opponents – Rolf Benirschke of San Diego, 1/16/83

TWO POINT CONVERSION

By Dolphins – Stanley Pritchett run vs. Buffalo, 1/2/99

By Opponents – Ken Dilger pass from Peyton Manning of Indianapolis, 12/30/00

HONORS

ALL-NFL (FIRST TEAM)

- Will Allen (cornerback) – SI 2007.
Dick Anderson (safety) – AP 1972-73; Writers 1972-73; NEA 1972-74; PFW 1973.
Bob Baumhower (defensive tackle) – SN 1981; AP 1983; PFW 1983.
Doug Betters (defensive end) – AP 1983; NEA 1983; SN 1983; Writers 1983; PFW 1983.
Vernon Carey (tackle) – SI 2009.
Larry Csonka (fullback) – AP 1971, 1973; PFW 1972-73; Writers 1971.
Mark Dixon (guard) – SI 2000.
Bob Griese (quarterback) – AP 1971, 1977; Writers 1971, 1977; NEA 1971; PFW 1971, 1977.
Duriel Harris (kick returner) – PFW 1976.
Keith Jackson (tight end) – SN 1992.
Bob Kuechenberg (guard) – NEA 1975; AP 1978; PFW 1978.
Eric Laakso (tackle) – SN 1983.
● Jim Langer (center) – AP 1974-75, 1977; Writers 1974-77; NEA 1974-77; PFW 1974-77.
● Larry Little (guard) – Writers 1971-75, 1977; AP 1971-75; PFW 1971-73, 1975; NEA 1972-73.
Jake Long (tackle) – SN 2009-10; AP 2010; PFW 2010; SI 2010.
Sam Madison (cornerback) – AP 1999-00; PFW 1999-00; SI 1999; SN 1999-00.
Olindo Mare (kicker) – AP 1999, PFW 1999, SN 1999.
Dan Marino (quarterback) – AP 1984-86; Writers 1984-86; NEA 1984; PFW 1984-86; SN 1984-86.
Nat Moore (wide receiver) – AP 1977; Writers 1977.
Earl Morrall (quarterback) – AP 1972.
Tony Nathan (kick returner) – AP 1979.
Ed Newman (guard) – NEA 1982; AP 1984; PFW 1984.
John Offerdahl (linebacker) – AP 1990; Writers 1990; PFW 1990; SN 1990; NEA 1990.
Lousaka Polite (fullback) – SI 2009.
Fuad Reveiz (kicker) – PFW 1985.
Reggie Roby (punter) – AP 1984; Writers 1984; NEA 1984; PFW 1984-85; SN 1984.
Jake Scott (safety) – Writers 1973; AP 1973-74; PFW 1972, 1974.
Bill Stanfill (defensive end) – AP 1972; Writers 1973; NEA 1973.
* Dwight Stephenson (center) – Writers 1983-87; NEA 1983-86; PFW 1983-87; AP 1984-87; SN 1984-86.
Pete Stoyanovich (kicker) – NEA 1991; AP 1992; SN 1992.
Patrick Surtain (cornerback) – AP 2002; FD 2002; PFW 2002; SI 2000; SN 2002-03.
Jason Taylor (defensive end) – AP 2000, 2002, 2006; FD 2002; PFW 2000, 2002, 2006; SI 2002, 2006; SN 2000, 2002, 2006.
Zach Thomas (linebacker) – AP 1998-99, 2002-03, 2006; SI 2003, 2005.
Cameron Wake (linebacker) – SN 2010; SI 2010.
Fulton Walker (kick returner) – Writers 1983; PFW 1983; SN 1983.
Paul Warfield (wide receiver) – AP 1971, 1973; NEA 1971-72; Writers 1971; PFW 1971.
Richmond Webb (tackle) – AP 1992, 1994; SN 1992, 1994; PFW 1994; Writers 1994.
● Garo Yepremian (kicker) – Writers 1971, 1973; AP 1971, 1973; PFW 1971, 1973; NEA 1973.
Delvin Williams (running back) – AP 1978.
Ricky Williams (running back) – AP 2002; FD 2002; PFW 2002; SN 2002.

● All-NFL of the 1970s selected by Hall of Fame.

* All-NFL of the 1980s selected by Hall of Fame.

ALL-NFL (SECOND TEAM)†

- Dick Anderson (safety) – Writers 1973.
Trace Armstrong (defensive end) – AP 2000.
Bob Baumhower (defensive tackle) – AP 1979, 1981-82, 1984; NEA 1981-82.
Nick Buoniconti (linebacker) – AP 1972; Writers 1972; PFW 1973.
Mark Clayton (wide receiver) – AP 1984.
Larry Csonka (fullback) – AP 1972; Writers 1972; NEA 1973.
Manny Fernandez (defensive tackle) – NEA 1973.
Tim Foley (safety) – NEA 1979.
Irving Fryar (wide receiver) – AP 1994.
Keith Jackson (tight end) – AP 1992.
Bob Kuechenberg (guard) – Writers 1975; NEA 1977-78.
Jim Langer (center) – PFW 1973; AP 1976; NEA 1978.
Larry Little (guard) – NEA 1975, 1978; AP 1977-78.
Jake Long (tackle) – AP 2009.
Sam Madison (cornerback) – AP 1998; AP 2001.
Dan Marino (quarterback) – AP 1983, 1994-95; NEA 1985-86, 1992.
Earl Morrall (quarterback) – NEA 1972.

Ed Newman (guard) – AP 1981-83; NEA 1981, 1983.

John Offerdahl (linebacker) – AP 1986.

Louis Oliver (safety) – AP 1992.

Joey Porter (linebacker) – AP 2008.

* Reggie Roby (punter) – NEA 1985, 1991; AP 1991.

Jake Scott (safety) – Writers 1972, 1975; AP 1972; NEA 1972-73.

Keith Sims (guard) – AP 1994.

Bill Stanfill (defensive end) – Writers 1974; NEA 1974; PFW 1973.

Dwight Stephenson (center) – AP 1983.

Pete Stoyanovich (kicker) – AP 1990; NEA 1992.

Patrick Surtain (cornerback) – AP 2003.

Jason Taylor (defensive end) – AP 2001.

Zach Thomas (linebacker) – AP 2001, 2005; FD 2003.

Uwe von Schamann (kicker) – AP 1982.

Cameron Wake (linebacker) – AP 2010.

Paul Warfield (wide receiver) – AP 1972; Writers 1973; NEA 1973; PFW 1973.

Richmond Webb (tackle) – AP 1993, 1995.

Delvin Williams (running back) – NEA 1978.

† Writers discontinued Second Team in 1976

* All-NFL of the 1980s selected by Hall of Fame

ALL-AFC SELECTIONS*

Dick Anderson (safety) – AP 1972-73; UPI 1972-73; SN 1972-74; PFW 1973.

Trace Armstrong (defensive end) – PFW 2000.

Bob Baumhower (defensive tackle) – SN 1979; PFW 1979, 1981, 1983; UPI 1981-83.

Doug Betters (defensive end) – UPI 1983; PFW 1983.

Nick Buoniconti (linebacker) – AP 1972.

Mark Clayton (wide receiver) – PFW 1984; UPI 1985.

Bryan Cox (linebacker) – UPI 1992; FN 1992.

Larry Csonka (fullback) – PFW 1970, 1973; AP 1972-73; UPI 1971-73; SN 1971-73.

Vern Den Herder (defensive end) – AP 1972.

A.J. Duhe (linebacker) – UPI 1981.

Mark Duper (wide receiver) – UPI 1984.

Norm Evans (tackle) – AP 1973; SN 1974.

Manny Fernandez (defensive tackle) – SN 1971.

Roy Foster (guard) – UPI 1985-86; PFW 1986.

Irving Fryar (wide receiver) – UPI 1994.

Bob Griese (quarterback) – SN 1970-71, 1973; AP 1971; UPI 1971, 1977; PFW 1971, 1977.

Duriel Harris (kick returner) – PFW 1976.

Larry Izzo (special teamer) – PFW 2000.

Keith Jackson (tight end) – UPI 1992.

Bob Kuechenberg (guard) – PFW 1974, 1978; SN 1975, 1978 (tackle).

Jim Langer (center) – PFW 1973-77; AP 1974-76; UPI 1973-77; SN 1973-77.

Larry Little (guard) – AP 1971-75; UPI 1971-75; SN 1971-74; PFW 1971, 1973, 1975.

Sam Madison (cornerback) – FN 1998-99; PFW 1999-01.

Olindo Mare (kicker) – PFW 1999.

Dan Marino (quarterback) – UPI 1983-86, 1992, 1994; FN 1992, 1994; PFW 1983-86.

Brock Marion (safety) – PFW 2000.

Nat Moore (wide receiver) – PFW 1977; SN 1977; UPI 1977.

Earl Morrall (quarterback) – AP 1972; SN 1972.

Tony Nathan (punt returner) – SN 1979.

Ed Newman (guard) – UPI 1982-84; PFW 1984.

John Offerdahl (linebacker) – UPI 1986, 1988, 1990; PFW 1986; FN 1990.

Adewale Ogunleye (defensive end) – PFW 2003.

Louis Oliver (safety) – UPI 1992.

Reggie Roby (punter) – UPI 1984-85, 1991; PFW 1984-85, 1987; FN 1991.

Jake Scott (safety) – FN 1970; AP 1971-75; UPI 1971-73, 1975; SN 1972-73, 1975; PFW 1974.

Keith Sims (guard) – UPI 1994; FN 1994.

Bill Stanfill (defensive end) – UPI 1971-74; AP 1972-74; SN 1972-74; PFW 1973.

Dwight Stephenson (center) – UPI 1983-87; PFW 1983-87; FN 1983, 1986-87.

Pete Stoyanovich (kicker) – UPI 1992.

Patrick Surtain (cornerback) – PFW 2002-03; FD 2003.

Jason Taylor (defensive end) – PFW 2000, 2002, 2006; FN 2000.

Zach Thomas (linebacker) – PFW 2002, 2006.

Matt Turk (punter) – FN 2001.

Fulton Walker (kick returner) – PFW 1983.

Paul Warfield (wide receiver) – AP 1971-73; UPI 1971, 1973; SN 1970-73; PFW 1971, 1973-74.

Richmond Webb (tackle) – UPI 1992-95; FN 1992-94.

Delvin Williams (running back) – UPI 1978; SN 1978; PFW 1978.

Ricky Williams (running back) – PFW 2002.

Garo Yepremian (kicker) – PFW 1971, 1973; SN 1971, 1973; AP 1973.

*Only UPI, PFW and FN continue to choose All-AFC

KEY TO AWARDS

AP – Associated Press; UPI – United Press International; NEA – Newspaper Enterprise Association; SN – Sporting News; PFW – Pro Football Weekly; Writers – Pro Football Writers; FN – Football News; FD – Football Digest; SI – Sports Illustrated.

PRO BOWL SELECTIONS

(Starters Capitalized)

- 1970 – RB Larry Csonka, QB Bob Griese, WR Paul Warfield.
1971 – RB LARRY CSONKA, QB BOB GRIESE, G Larry Little, RB Mercury Morris, S Jake Scott (dnp), DE Bill Stanfill, WR PAUL WARFIELD.
1972 – S Dick Anderson, LB Nick Buoniconti (dnp), RB Larry Csonka (dnp), T Norm Evans, G LARRY LITTLE, RB Mercury Morris, S JAKE SCOTT, DE Bill Stanfill (dnp), WR Paul Warfield (dnp).
1973 – S DICK ANDERSON, LB Nick Buoniconti, RB Larry Csonka (dnp), QB Bob Griese, C JIM LANGER, G LARRY LITTLE, T Wayne Moore (dnp), RB Mercury Morris (dnp), S JAKE SCOTT, DE Bill Stanfill (dnp), WR Paul Warfield (dnp), K GARO YEPREMIAN.
1974 – S DICK ANDERSON, RB Larry Csonka, T Norm Evans, QB Bob Kuechenberg, C JIM LANGER, G LARRY LITTLE, DE BILL STANFILL, S Jake Scott (dnp), WR Paul Warfield.
1975 – G BOB KUECHENBERG, C JIM LANGER, S JAKE SCOTT.
1976 – C JIM LANGER.
1977 – QB BOB GRIESE, G Bob Kuechenberg, C JIM LANGER, WR NAT MOORE.
1978 – QB Bob Griese, G Bob Kuechenberg, C Jim Langer, RB DELVIN WILLIAMS, K GARO YEPREMIAN.
1979 – DT BOB BAUMHOWER, LB Kim Bokamper, S Tim Foley.
1980 – NO SELECTIONS.
1981 – DT BOB BAUMHOWER, G Ed Newman.
1982 – DT Bob Baumhower, RB Andra Franklin, G Ed Newman (dnp), G Bob Kuechenberg¹.
1983 – DT BOB BAUMHOWER, DE DOUG BETTERS, WR Mark Duper, G Bob Kuechenberg², QB DAN MARINO (dnp), G ED NEWMAN, C DWIGHT STEPHENSON.
1984 – DT Bob Baumhower (dnp), WR Mark Clayton, LB A.J. Duhe, WR MARK DUPER, QB DAN MARINO, G ED NEWMAN, P REGGIE ROBY, C DWIGHT STEPHENSON.
1985 – WR Mark Clayton, G Roy Foster, QB DAN MARINO (dnp), C DWIGHT STEPHENSON.
1986 – WR Mark Clayton³, WR Mark Duper (dnp), G Roy Foster, QB DAN MARINO (dnp), LB JOHN OFFERDAHL, C DWIGHT STEPHENSON (dnp).
1987 – QB Dan Marino (dnp), LB John Offerdahl, C Dwight Stephenson (dnp).
1988 – WR Mark Clayton, LB JOHN OFFERDAHL (dnp), NT Brian Sochia⁴.
1989 – TE Ferrell Edmunds, LB JOHN OFFERDAHL, P REGGIE ROBY.
1990 – DE Jeff Cross, TE Ferrell Edmunds, LB JOHN OFFERDAHL, T Richmond Webb.
1991 – WR MARK CLAYTON, QB Dan Marino (dnp), T Richmond Webb.
1992 – LB BRYAN COX, TE KEITH JACKSON (dnp), QB DAN MARINO, T RICHMOND WEBB.
1993 – FB Keith Byars, WR Irving Fryar⁵, TE Keith Jackson (dnp), G Keith Sims, T RICHMOND WEBB.
1994 – LB Bryan Cox, WR Irving Fryar, QB DAN MARINO (dnp), G KEITH SIMS, T RICHMOND WEBB.
1995 – LB Bryan Cox, QB DAN MARINO (dnp), G KEITH SIMS, T RICHMOND WEBB.
1996 – T Richmond Webb.
1997 – NO SELECTIONS.
1998 – DT TIM BOWENS (dnp).
1999 – CB SAM MADISON, K OLINDO MARE, LB ZACH THOMAS⁶.
2000 – DE TRACE ARMSTRONG, ST Larry Izzo, CB SAM MADISON, S Brock Marion, C Tim Ruddy⁷, DE JASON TAYLOR, LB Zach Thomas⁸.
2001 – CB SAM MADISON (dnp), LB Zach Thomas (dnp).
2002 – DT Tim Bowens, CB Sam Madison⁹, S Brock Marion, CB PATRICK SURTAIN (dnp), DE JASON TAYLOR, LB ZACH THOMAS, RB RICKY WILLIAMS¹⁰.
2003 – DE ADEWALE OGUNLEYE, S BROCK MARION, CB PATRICK SURTAIN, LB ZACH THOMAS.
2004 – DE JASON TAYLOR¹¹, CB Patrick Surtain (dnp)¹².
2005 – WR Chris Chambers, DE JASON TAYLOR (dnp), LB Zach Thomas (dnp).
2006 – DE JASON TAYLOR, LB ZACH THOMAS¹³.
2007 – DE Jason Taylor (dnp).
2008 – RB Ronnie Brown, T Jake Long¹⁴, LB JOEY PORTER
2009 – S Jeremiah Bell¹⁵, K Dan Carpenter¹⁶, T JAKE LONG (dnp)
2010 – LS John Denney¹⁷, T JAKE LONG (dnp), DE Randy Starks¹⁸, LB CAMERON WAKE
2011 – T JAKE LONG (dnp), WR Brandon Marshall, DT Paul Soliai¹⁹

¹ Replaced injured Ed Newman, ² Replaced injured John Hannah, ³ Replaced injured Mark Duper, ⁴ Replaced injured Tim Krumrie, ⁵ Replaced injured Webster Slaughter, ⁶ Replaced Ray Lewis as starter, ⁷ Replaced injured Tom Nalen, ⁸ Selected as need player, ⁹ Replaced injured Patrick Surtain, ¹⁰ Replaced Priest Holmes as starter, ¹¹ Replaced John Abraham as starter, ¹² Replaced injured Chris McAllister, ¹³ Replaced injured Al Wilson as starter, ¹⁴ Replaced injured Jason Peters, ¹⁵ Replaced Antoine Bethea (Super Bowl), ¹⁶ Replaced injured Nate Kaeding, ¹⁷ Coaches selection, ¹⁸ Replaced Brett Keisel (Super Bowl), ¹⁹ Replaced Vince Wilfork (Super Bowl).

DON SHULA LEADERSHIP AWARD

| | |
|---------------------------|---|
| 1989 – WR/RB Jim Jensen | 2001 – LB Derrick Rodgers |
| 1990 – LB Hugh Green | 2002 – DE Jason Taylor |
| 1991 – LB Cliff Odom | 2003 – LB Junior Seau |
| 1992 – LB Bryan Cox | 2004 – LB Junior Seau |
| 1993 – CB Troy Vincent | 2005 – LB Zach Thomas |
| 1994 – WR Irving Fryar | 2006 – DE Jason Taylor |
| 1995 – QB Dan Marino | 2007 – DE Jason Taylor |
| 1996 – WR Fred Barnett | 2008 – QB Chad Pennington |
| 1997 – QB Dan Marino | 2009 – S Jeremiah Bell, LB Jason Taylor |
| 1998 – LB Zach Thomas | 2010 – LB Karlos Dansby |
| 1999 – LB Zach Thomas | 2011 – LB Karlos Dansby |
| 2000 – LB Derrick Rodgers | |

NAT MOORE COMMUNITY SERVICE AWARD

| | |
|---|--|
| 1987 – CB Don McNeal | CB Jerry Wilson, S Shawn Wooden |
| 1988 – K Fuad Reveiz | 2000 – DE Trace Armstrong, DE Jason Taylor, LB Zach Thomas |
| 1989 – LB John Offerdahl | 2001 – LB Twan Russell |
| 1990 – LB John Offerdahl | 2002 – LB Tommy Hendricks |
| 1991 – FB Tony Paige | 2003 – S Shawn Wooden |
| 1992 – S Liffort Hobley | 2004 – CB Sam Madison |
| 1993 – LB John Offerdahl | 2005 – WR Wes Welker |
| 1994 – LB Bryan Cox | 2006 – S Renaldo Hill |
| 1995 – LB Bryan Cox | 2007 – T Vernon Carey, TE Justin Peelle |
| 1996 – QB Dan Marino | 2008 – LB Akin Ayodele |
| 1997 – S Shawn Wooden | 2009 – FB Lousaka Polite |
| 1998 – QB Dan Marino | 2010 – FB Lousaka Polite |
| 1999 – CB Terrell Buckley, CB Ray Hill, S Calvin Jackson, CB Greg Jeffries, S Brock Marion, CB Patrick Surtain, | 2011 – K Dan Carpenter, P Brandon Fields |

WINNING EDGE AWARD

2005 – President Eddie Jones

ED BLOCK COURAGE AWARD

(Dolphins recipient)

| | |
|-----------------------------------|--------------------------|
| 1984 – WR Nat Moore | 1998 – LB Larry Izzo |
| 1985 – RB Woody Bennett | President Eddie Jones |
| 1986 – LB Charles Bowser | 1999 – LB O.J. Brigance |
| 1987 – T Jon Giesler | 2000 – DT Daryl Gardener |
| 1988 – S Glenn Blackwood | 2001 – LB Scott Galyon |
| 1989 – CB Don McNeal | 2002 – RB Robert Edwards |
| Special Teams Coach Mike Westhoff | 2003 – G Jamie Nails |
| 1990 – S Liffort Hobley | 2004 – DE David Bowens |
| 1991 – RB Sammie Smith | 2005 – S Jeremiah Bell |
| 1992 – LB John Grimsley | 2006 – LB Zach Thomas |
| 1993 – LB John Offerdahl | 2007 – CB André Goodman |
| 1994 – CB Troy Vincent | 2008 – RB Ronnie Brown |
| 1995 – QB Dan Marino | 2009 – G Justin Smiley |
| 1996 – RB Bernie Parmalee | 2010 – RB Patrick Cobbs |
| 1997 – WR O.J. McDuffie | 2011 – T Jake Long |

COACH OF THE YEAR

NFL

1970 – Don Shula, SN, PFW
1971 – Don Shula, FN
1972 – Don Shula, SN, PFW, FN

AFC

1971 – Don Shula, AP, UPI, PFW
1972 – Don Shula, PFW
1993 – Don Shula, FN

NFL MAN OF THE YEAR

| | |
|-------------------------------|--------------------------|
| 1971 – Joe Robbie, FN | 1998 – Dan Marino, NFL |
| 1982 – Don Shula, FN | 2007 – Jason Taylor, NFL |
| 1985 – Dwight Stephenson, NFL | |

BERT BELL AWARD

(NFL MVP as awarded by Maxwell Club)

1977 – QB Bob Griese

1984 – QB Dan Marino

NFL DEFENSIVE PLAYER OF THE YEAR

(selected by AP)

1973 – S Dick Anderson

2006 – DE Jason Taylor

1983 – DE Doug Betters

ROOKIE OF THE YEAR

1977 – LB A.J. Duhe, AP, PFW (NFL Defensive), UPI, SN (AFC)

1983 – QB Dan Marino, SN

1986 – LB John Offerdahl, Old Spice NFL, PFW (NFL Defensive, co-winner)

1987 – RB Troy Stradford, AP, NFL Films (Offensive), PFW (NFL Offensive)

1990 – T Richmond Webb, UPI (AFC), PFW, SN

1992 – DE Marco Coleman, FN (NFL Defensive)

1994 – DT Tim Bowens, AP (NFL Defensive), PFW (NFL Defensive)

1996 – LB Zach Thomas, Mackey Award (AFC Defensive)

1997 – LB Derrick Rodgers, Sports Illustrated (NFL Defensive)

2001 – WR Chris Chambers, FN, FD (NFL Offensive)

NFL COMEBACK PLAYER OF THE YEAR

1972 – QB Earl Morrall

1994 – QB Dan Marino

1979 – FB Larry Csonka

2008 – QB Chad Pennington

SUPER BOWL MVP

(selected by Sport Magazine)

1972 – S Jake Scott (Super Bowl VII) ● 1973 – FB Larry Csonka (Super Bowl VIII)

● All-Time Silver Anniversary Super Bowl Team

PRO BOWL MVP

1974 – K Garo Yepremian

2011 – WR Brandon Marshall

2003 – RB Ricky Williams

NFL ALUMNI ASSOCIATION AWARDS

1984 – Dan Marino, NFL Quarterback of the Year

1985 – Dan Marino, NFL Quarterback of the Year

Dwight Stephenson, NFL Offensive Lineman of the Year

1986 – Dan Marino, NFL Quarterback of the Year

1998 – Zach Thomas, NFL Linebacker of the Year

1999 – Sam Madison, NFL Defensive Back of the Year

Olinde Mare, NFL Special Teams Player of the Year

2002 – Patrick Surtain, NFL Defensive Back of the Year

Jason Taylor, NFL Pass Rusher of the Year

2005 – Jason Taylor, NFL Defensive Lineman of the Year

2006 – Jason Taylor, NFL Defensive Lineman of the Year

Zach Thomas, NFL Linebacker of the Year

2008 – Tony Sparano, NFL Coach of the Year

NFL PLAYERS ASSOCIATION AWARDS

1970 – Larry Little, AFC Offensive Lineman of the Year

1971 – Bob Griese, AFC Quarterback of the Year

Larry Little, AFC Offensive Lineman of the Year

Mercury Morris, AFC Kick Returner of the Year

Garo Yepremian, AFC Kicker of the Year

1972 – Larry Little, AFC Offensive Lineman of the Year

Earl Morrall, AFC Quarterback of the Year

1977 – A.J. Duhe, AFC Defensive Rookie of the Year

Leroy Harris, AFC Offensive Rookie of the Year

1983 – Doug Betters, AFC Defensive Lineman of the Year

Dwight Stephenson, AFC Offensive Lineman of the Year

1984 – Dan Marino, AFC Most Valuable Player

Dwight Stephenson, AFC Offensive Lineman of the Year

1985 – Dwight Stephenson, AFC Offensive Lineman of the Year

- 1986 – Dan Marino, AFC Most Valuable Player
 Dwight Stephenson, AFC Offensive Lineman of the Year
 1987 – Dwight Stephenson, AFC Offensive Lineman of the Year
 Troy Stradford, AFC Offensive Rookie of the Year
 1992 – Richmond Webb, AFC Offensive Lineman of the Year
 Marco Coleman, AFC Defensive Rookie of the Year
 1993 – Richmond Webb, AFC Co-Offensive Lineman of the Year
 1994 – Dan Marino, AFC Most Valuable Player; AFC Comeback Player of the Year
 Richmond Webb, AFC Offensive Lineman of the Year
 1996 – Zach Thomas, AFC Defensive Rookie of the Year

DOLPHINS IN FLORIDA SPORTS HALL OF FAME

- | | |
|--|--|
| 1972 Miami Dolphins, 1972 S Dick Anderson, 1968-77 LB Nick Buoniconti, 1969-76 RB Rick Casares, 1966 FB Larry Csonka, 1968-74, 1979 QB Bob Griese, 1967-80 Owner Wayne Huizenga, 1990-06 Head Coach Jimmy Johnson, 1996-99 QB Bernie Kosar, 1994-96 G Larry Little, 1969-80 | QB Dan Marino, 1983-99 QB George Mira, 1971 WR Nat Moore, 1974-86 QB Earl Morrall, 1972-76 President Joe Robbie, 1966-89 Coach Howard Schnellenberger, 1970-72, 1975-79 Head Coach Don Shula, 1970-95 WR Freddie Solomon, 1975-77 WR Paul Warfield, 1970-74 K Garo Yepremian, 1970-78 |
|--|--|
-

AFL ALL-STAR GAME

(1966-69)

- 1966 – DE Ed Cooke, LB Tom Erlandson, CB Jimmy Warren, S Willie West
 1967 – LB John Bramlett, WR Jack Clancy, QB Bob Griese, CB Dick Westmoreland
 1968 – QB Bob Griese, RB Jim Kiick, WR Karl Noonan
 1969 – George Wilson (coach), LB Nick Buoniconti, C Tom Goode, RB Jim Kiick, G Larry Little, DE Bill Stanfill
-

COLLEGE ALL-STAR GAME, CHICAGO

- 1966 – LB Frank Emanuel, Tennessee
 1967 – WR Jack Clancy, Michigan; QB Bob Griese, Purdue; T Jim Riley, Oklahoma
 1968 – TE Jim Cox, Miami (Fla.); RB Larry Csonka, Syracuse (MVP); RB Jim Kiick, Wyoming
 1969 – DT Bob Heinz, Pacific; DE Bill Stanfill, Georgia
 1970 – none selected
 1971 – CB Ron Dickerson, Kansas State
 1972 – DT Mike Kadish, Notre Dame
 1973 – Dolphins 14, All-Stars 3
 1974 – DE Don Reese, Jackson State; RB Benny Malone, Arizona State; CB Jeris White, Hawaii;
 Game cancelled during players' strike
 1975 – T Darryl Carlton, Tampa; QB/WR Freddie Solomon, Tampa; RB Stan Winfrey, Arkansas State
 1976 – LB Kim Bokamper, San Jose State; LB Larry Gordon, Arizona State; WR Duriel Harris, New Mexico State
-

THIRD DOWN AWARD

(most valuable, NEA, voted by players)

- | | |
|--|---|
| 1966 – S Willie West 1967 – C Tom Goode 1968 – QB Bob Griese 1969 – LB Nick Buoniconti 1970 – WR Paul Warfield 1971 – FB Larry Csonka 1972 – FB Larry Csonka | 1973 – LB Nick Buoniconti 1974 – QB Bob Griese 1975 – QB Bob Griese 1976 – WR Nat Moore 1977 – WR Nat Moore 1978 – RB Delvin Williams 1979 – DE Vern Den Herder |
|--|---|

(Discontinued in 1980)

NFL'S UNSUNG PLAYER

- 1973 – DE Manny Fernandez
-

DOLPHIN HONOR ROLL

- Sept. 16, 1990 – Founder Joe Robbie (1966-89)
 Nov. 19, 1990 – FB Larry Csonka (1968-74, 1979)
 Nov. 19, 1990 – QB Bob Griese (1967-80)
-

Nov. 19, 1990 – C Jim Langer (1970-79)
 Nov. 19, 1990 – WR Paul Warfield (1970-74)
 Nov. 18, 1991 – LB Nick Buoniconti (1969-76)
 Nov. 16, 1992 – 1972 Undefeated Team
 Dec. 13, 1993 – G Larry Little (1969-80)
 Dec. 12, 1994 – C Dwight Stephenson (1980-87)
 Dec. 11, 1995 – G Bob Kuechenberg (1970-84)
 Nov. 25, 1996 – Head Coach Don Shula (1970-95)
 Dec. 5, 1999 – WR Nat Moore (1974-86)
 Sept. 17, 2000 – QB Dan Marino (1983-99)
 Dec. 15, 2003 – WR Mark Clayton (1983-92) and Mark Duper (1982-92)
 Dec. 3, 2006 – S Dick Anderson (1968-77)
 Dec. 25, 2006 – T Richmond Webb (1990-2000)
 Dec. 14, 2008 – DT Bob Baumhower (1977-86) and DE Doug Betters (1978-87)
 Dec. 4, 2011 – TE Jim Mandich (1970-77)

SILVER ANNIVERSARY TEAM

(selected by fans)

| | |
|---------------------------------|------------------------------|
| QB Bob Griese (1967-80) | DE Vern Den Herder (1971-81) |
| RB Mercury Morris (1969-75) | DE Doug Betters (1978-87) |
| FB Larry Csonka (1968-74, 1979) | NT Manny Fernandez (1968-75) |
| WR Paul Warfield (1970-74) | LB Bob Brudzinski (1981-89) |
| WR Mark Clayton (1983-92) | LB Larry Gordon (1976-82) |
| TE Bruce Hardy (1978-89) | LB John Offerdahl (1986-93) |
| G Bob Kuechenberg (1970-84) | LB Nick Buoniconti (1969-76) |
| G Larry Little (1969-80) | CB Tim Foley (1970-80) |
| T Norm Evans (1966-75) | CB Don McNeal (1980-89) |
| T Jon Giesler (1979-88) | S Dick Anderson (1968-77) |
| C Dwight Stephenson (1980-87) | S Jake Scott (1970-75) |
| K Garo Yepremian (1970-78) | P Reggie Roby (1983-92) |

(Greatest Game - San Diego 41 at Miami 38 (OT) on Jan. 2, 1982)

SPORTS ILLUSTRATED SPORTSMAN OF THE YEAR

1993 – Head Coach Don Shula

PFWA GEORGE HALAS AWARD

2002 – RB Robert Edwards

PFWA “GOOD GUY” AWARD

(Dolphins Chapter)

| | |
|---|---------------------------|
| 2001 – LB Zach Thomas | 2007 – CB André Goodman |
| 2002 – T/G Mark Dixon | 2008 – DE Vonnie Holliday |
| 2003 – DT Larry Chester | 2009 – WR Greg Camarillo |
| 2004 – DE David Bowens | 2010 – RB Ronnie Brown |
| 2005 – DT Vonnie Holliday/RB Ricky Williams | 2011 – S Jeremiah Bell |
| 2006 – DE Kevin Carter | |

DOLPHINS ANNUAL PERFORMANCE AWARDS

(selected by South Florida media;
 presented at annual awards dinner)

DAN MARINO MOST VALUABLE PLAYER

1966 – RB Joe Auer
 1967 – QB Bob Griese
 1968 – QB Bob Griese
 1969 – LB Nick Buoniconti
 1970 – QB Bob Griese, WR Paul Warfield
 1971 – QB Bob Griese
 1972 – QB Earl Morrall
 1973 – FB Larry Csonka

1974 – QB Bob Griese
 1975 – C Jim Langer
 1976 – LB Steve Towle
 1977 – QB Bob Griese
 1978 – RB Delvin Williams
 1979 – FB Larry Csonka
 1980 – QB David Woodley
 1981 – RB Tony Nathan
 1982 – FB Andra Franklin
 1983 – QB Dan Marino
 1984 – QB Dan Marino
 1985 – QB Dan Marino
 1986 – QB Dan Marino
 1987 – QB Dan Marino

1988 – QB Dan Marino
 1989 – QB Dan Marino
 1990 – QB Dan Marino
 1991 – QB Dan Marino
 1992 – QB Dan Marino
 1993 – FB Keith Byars
 1994 – QB Dan Marino
 1995 – QB Dan Marino
 1996 – LB Zach Thomas
 1997 – WR O.J. McDuffie
 1998 – WR O.J. McDuffie
 1999 – CB Sam Madison
 2000 – DE Jason Taylor
 2001 – LB Zach Thomas
 2002 – DE Jason Taylor, RB Ricky Williams
 2003 – DE Adewale Ogunleye
 2004 – DE Jason Taylor
 2005 – WR Chris Chambers
 2006 – DE Jason Taylor
 2007 – Vacant
 2008 – QB Chad Pennington, LB Joey Porter
 2009 – RB Ricky Williams
 2010 – Vacant
 2011 – QB Matt Moore

NEWCOMER OF THE YEAR

(1996-2003)

1996 – LB Zach Thomas
 1997 – DE Jason Taylor
 1998 – LB Robert Jones
 1999 – WR Tony Martin
 2000 – RB Lamar Smith
 2001 – WR Chris Chambers
 2002 – RB Ricky Williams
 2003 – T Wade Smith

OUTSTANDING OFFENSIVE BACK

(1966-95)

1966 – RB Joe Auer
 1967 – QB Bob Griese
 1968 – WR Karl Noonan
 1969 – RB Jim Kiick
 1970 – FB Larry Csonka, RB Jim Kiick
 1971 – FB Larry Csonka
 1972 – FB Larry Csonka
 1973 – FB Larry Csonka
 1974 – FB Larry Csonka
 1975 – FB Don Nottingham, FB Norm Bulaich
 1976 – QB Bob Griese
 1977 – QB Bob Griese
 1978 – RB Delvin Williams
 1979 – FB Larry Csonka
 1980 – QB David Woodley
 1981 – RB Tony Nathan
 1982 – FB Andra Franklin
 1983 – QB Dan Marino
 1984 – QB Dan Marino
 1985 – QB Dan Marino
 1986 – QB Dan Marino
 1987 – QB Dan Marino
 1988 – QB Dan Marino
 1989 – QB Dan Marino
 1990 – QB Dan Marino
 1991 – RB Mark Higgs
 1992 – QB Dan Marino
 1993 – FB Keith Byars
 1994 – QB Dan Marino
 1995 – RB Bernie Parmalee

OUTSTANDING RECEIVER

(1971-95)

1971 – Paul Warfield
 1972 – Paul Warfield
 1973 – Paul Warfield
 1974 – Nat Moore
 1975 – Nat Moore
 1976 – Nat Moore
 1977 – Nat Moore
 1978 – Nat Moore
 1979 – Nat Moore
 1980 – Duriel Harris
 1981 – Duriel Harris
 1982 – Duriel Harris
 1983 – Mark Duper
 1984 – Mark Clayton
 1985 – Mark Clayton
 1986 – Mark Duper
 1987 – Mark Clayton
 1988 – Mark Clayton
 1989 – Mark Clayton
 1990 – Mark Duper
 1991 – Mark Clayton
 1992 – Keith Jackson (TE)
 1993 – Irving Fryar
 1994 – Irving Fryar
 1995 – O.J. McDuffie

OUTSTANDING OFFENSIVE LINEMAN

(1966-95)

1966 – C Tom Goode
 1967 – T Norm Evans
 1968 – T Norm Evans
 1969 – C Tom Goode
 1970 – G Larry Little
 1971 – G Larry Little
 1972 – G Larry Little
 1973 – C Jim Langer
 1974 – C Jim Langer
 1975 – C Jim Langer
 1976 – C Jim Langer
 1977 – C Jim Langer
 1978 – G Bob Kuechenberg
 1979 – G Bob Kuechenberg
 1980 – G Ed Newman
 1981 – G Ed Newman
 1982 – C Dwight Stephenson
 1983 – C Dwight Stephenson
 1984 – C Dwight Stephenson
 1985 – C Dwight Stephenson
 1986 – C Dwight Stephenson
 1987 – C Dwight Stephenson
 1988 – T Ronnie Lee
 1989 – T Jeff Dellenbach
 1990 – T Richmond Webb
 1991 – T Richmond Webb
 1992 – T Richmond Webb
 1993 – T Richmond Webb
 1994 – T Richmond Webb
 1995 – T Richmond Webb

OUTSTANDING DEFENSIVE BACK

(1966-95)

1966 – S Willie West
 1967 – CB Jimmy Warren

1968 – CB Jimmy Warren
 1969 – to linebacker
 1970 – to linebacker
 1971 – S Jake Scott
 1972 – S Dick Anderson
 1973 – S Dick Anderson
 1974 – CB Curtis Johnson
 1975 – CB Curtis Johnson
 1976 – S Charlie Babb
 1977 – S Tim Foley
 1978 – S Tim Foley
 1979 – S Tim Foley
 1980 – CB Don McNeal
 1981 – S Glenn Blackwood
 1982 – CB Don McNeal
 1983 – CB William Judson
 1984 – CB William Judson
 1985 – CB William Judson
 1986 – CB William Judson
 1987 – CB Paul Lankford
 1988 – S Jarvis Williams
 1989 – S Jarvis Williams
 1990 – S Jarvis Williams
 1991 – S Louis Oliver
 1992 – S Louis Oliver
 1993 – CB Troy Vincent
 1994 – CB Troy Vincent
 1995 – CB Troy Vincent

OUTSTANDING LINEBACKER

(1969-95)

1969 – Ed Weisacosky
 1970 – Nick Buoniconti
 1971 – Nick Buoniconti
 1972 – Nick Buoniconti
 1973 – Nick Buoniconti
 1974 – Nick Buoniconti
 1975 – Bob Matheson
 1976 – Steve Towle
 1977 – Steve Towle
 1978 – Larry Gordon
 1979 – Larry Gordon
 1980 – Kim Bokamper
 1981 – Earnie Rhone
 1982 – A.J. Duhe
 1983 – Bob Brudzinski
 1984 – Bob Brudzinski
 1985 – Hugh Green
 1986 – John Offerdahl
 1987 – John Offerdahl
 1988 – John Offerdahl
 1989 – Barry Krauss
 1990 – John Offerdahl
 1991 – Bryan Cox
 1992 – Bryan Cox
 1993 – Bryan Cox
 1994 – Bryan Cox
 1995 – Bryan Cox

OUTSTANDING DEFENSIVE LINEMAN

(1966-95)

1966 – DE Ed Cooke
 1967 – DT Ray Jacobs
 1968 – DT Manny Fernandez
 1969 – DT Manny Fernandez
 1970 – DT Manny Fernandez

1971 – DT Manny Fernandez
 1972 – DT Manny Fernandez
 1973 – DT Manny Fernandez
 1974 – DE Vern Den Herder
 1975 – DE Vern Den Herder
 1976 – DE Vern Den Herder
 1977 – DE A.J. Duhe, DT Bob Baumhower
 1978 – DE Vern Den Herder
 1979 – DE Vern Den Herder
 1980 – DT Bob Baumhower
 1981 – DT Bob Baumhower
 1982 – DT Bob Baumhower
 1983 – DE Doug Betters
 1984 – DE Doug Betters
 1985 – DT Mike Charles
 1986 – DE T.J. Turner
 1987 – DE John Bosa
 1988 – DT Brian Sochia
 1989 – DE Jeff Cross
 1990 – DE Jeff Cross
 1991 – DE Jeff Cross
 1992 – DE Marco Coleman
 1993 – DE Jeff Cross
 1994 – DT Tim Bowens
 1995 – DE Marco Coleman

ROOKIE OF THE YEAR

(1966-95)

1966 – LB Frank Emanuel
 1967 – WR Jack Clancy
 1968 – RB Jim Kiick
 1969 – DE Bill Stanfill
 1970 – S Jake Scott
 1971 – none
 1972 – none
 1973 – none
 1974 – WR Nat Moore
 1975 – LB Steve Towle
 1976 – WR Duriel Harris
 1977 – CB Norris Thomas
 1978 – CB Gerald Small
 1979 – K Uwe von Schamann
 1980 – QB David Woodley
 1981 – FB Andra Franklin
 1982 – LB Charles Bowser
 1983 – QB Dan Marino
 1984 – LB Jay Brophy
 1985 – K Fuad Reveiz
 1986 – LB John Offerdahl
 1987 – RB Troy Stradford
 1988 – S Jarvis Williams
 1989 – S Louis Oliver
 1990 – T Richmond Webb
 1991 – LB Bryan Cox
 1992 – DE Marco Coleman
 1993 – RB Terry Kirby
 1994 – DT Tim Bowens
 1995 – T Billy Milner

OUTSTANDING SPECIAL TEAMS PLAYER (WIOD)

(1972-95)

1972 – CB Lloyd Mumphord
 1973 – LB Bruce Bannon
 1974 – FB Don Nottingham
 1975 – S Barry Hill
 1976 – KR Freddie Solomon

1977 – G Ed Newman
 1978 – CB Charles Cornelius, P George Roberts
 1979 – RB Tony Nathan
 1980 – S Don Bessillieu
 1981 – RB Tom Vigorito
 1982 – K Uwe von Schamann
 1983 – CB Robert Sowell
 1984 – P Reggie Roby
 1985 – TE Bruce Hardy
 1986 – CB Reyna Thompson
 1987 – S Liffort Hobley
 1988 – WR/RB Jim Jensen
 1989 – K Pete Stoyanovich
 1990 – CB Kerry Glenn
 1991 – P Reggie Roby, K Pete Stoyanovich
 1992 – K Pete Stoyanovich
 1993 – WR O.J. McDuffie
 1994 – CB Sean Hill
 1995 – CB Sean Hill

TOMMY FITZGERALD AWARD

(outstanding rookie in training camp, 1969-94)
 1969 – CB Lloyd Mumphord

1970 – LB Mike Kolen
 1971 – WR Otto Stowe
 1972 – S Charlie Babb
 1973 – WR Bo Rather
 1974 – WR Nat Moore
 1975 – S Barry Hill
 1976 – LB Larry Gordon
 1977 – DE A.J. Duhe, DT Bob Baumhower
 1978 – CB Gerald Small
 1979 – K Uwe von Schamann
 1980 – CB Don McNeal
 1981 – RB Tom Vigorito
 1982 – LB Charles Bowser
 1983 – QB Dan Marino
 1984 – RB Joe Carter
 1985 – RB Lorenzo Hampton
 1986 – LB John Offerdahl
 1987 – RB Troy Stradford
 1988 – S Jarvis Williams
 1989 – C Jeff Uhlenhake
 1990 – T Richmond Webb
 1991 – LB Bryan Cox
 1992 – DE Marco Coleman
 1993 – RB Terry Kirby
 1994 – DT Tim Bowens

PLAYERS OF THE WEEK AND MONTH

Offensive/Defensive Player of the Week (since 1984)
 Special Teams Player of the Week (since 1993)
 Offensive/Defensive Player of the Month (since 1988)

1984

Player of the Week (4)

QB Dan Marino (Week 1 at Washington) – Offense
 QB Dan Marino (Week 5 at St. Louis) – Offense
 QB Dan Marino (Week 14 vs. L.A. Raiders) – Offense
 WR Mark Clayton (Week 16 vs. Dallas) – Offense

1985

Player of the Week (3)

QB Dan Marino (Week 4 at Denver) – Offense
 QB Dan Marino (Week 14 at Green Bay) – Offense
 S Glenn Blackwood (Week 15 vs. Buffalo) – Defense

1986

Player of the Week (2)

LB John Offerdahl (Week 8 at Indianapolis) – Defense
 QB Dan Marino (Week 15 at L.A. Rams) – Offense

Player of the Month (1)

QB Dan Marino (November) – Offense

1987

Player of the Week (2)

RB Troy Stradford (Week 11 at Dallas) – Offense
 WR Mark Duper (Week 15 vs. Washington) – Offense

1988

Player of the Week (3)

LB Mark Brown (Week 5 vs. Minnesota) – Defense
 QB Dan Marino (Week 7 vs. San Diego) – Offense
 QB Dan Marino (Week 15 vs. Cleveland) – Offense

Player of the Month (1)

QB Dan Marino (October) – Offense

1989

Player of the Week (3)

QB Dan Marino (Week 2 at New England) – Offense
 S Louis Oliver (Week 5 vs. Cleveland) – Defense
 QB Dan Marino (Week 10 at N.Y. Jets) – Offense

1990

Player of the Week (3)

RB Sammie Smith (Week 1 at New England) – Offense
 QB Dan Marino (Week 14 vs. Philadelphia) – Offense
 QB Dan Marino (AFC First-Round Playoff Game vs. Kansas City) – Offense (NFL)

Player of the Month (1)

LB John Offerdahl & DE Jeff Cross (October) – Defense

1991

Player of the Week (1)

QB Dan Marino (Week 15 vs. Cincinnati) – Offense

1992

Player of the Week (3)

LB Bryan Cox (Week 4 at Seattle) – Defense
 S Louis Oliver (Week 5 at Buffalo) – Defense
 CB Troy Vincent (AFC Divisional Playoff Game vs. San Diego) – Defense (NFL)

Player of the Month (1)

LB Bryan Cox (September) – Defense

1993

Player of the Week (4)

QB Dan Marino (Week 4 at Buffalo) – Offense
 QB Scott Mitchell (Week 6 at Cleveland) – Offense
 QB Scott Mitchell (Week 9 vs. Kansas City) – Offense
 P Dale Hatcher (Week 12 vs. New England) – Special Teams

Player of the Month (1)

QB Scott Mitchell (October) – Offense

1994**Player of the Week (5)**

QB Dan Marino (Week 1 vs. New England) – Offense

K Pete Stoyanovich (Week 9 at New England) – Special Teams

WR Mark Ingram (Week 13 at N.Y. Jets) – Offense

RB Bernie Parmalee (Week 15 vs. Kansas City) – Offense

QB Dan Marino (AFC First-Round Playoff Game vs. Kansas City) – Offense (NFL)

1995**Player of the Week (2)**

QB Dan Marino (Week 14 vs. Atlanta) – Offense

CB Terrell Buckley (Week 17 at St. Louis) – Defense

1996**Player of the Week (2)**

RB Karim Abdul-Jabbar (Week 1 vs. New England) – Offense

K Joe Nedney (Week 16 vs. Buffalo) – Special Teams

Rookie of the Month (1)

LB Zach Thomas (October) – Defense

1997**Player of the Week (3)**

S Shawn Wooden (Week 1 vs. Indianapolis) – Defense

LB Derrick Rodgers (Week 7 at N.Y. Jets) – Defense

CB Terrell Buckley (Week 15 vs. Detroit) – Defense

1998**Player of the Week (2)**

LB Robert Jones (Week 11 at Carolina) – Defense

QB Dan Marino (Week 16 vs. Denver) – Offense

Player of the Month (2)

LB Zach Thomas (September) – Defense

LB Robert Jones (December) – Defense

1999**Player of the Week (9)**

QB Dan Marino (Week 1 at Denver) – Offense

CB Sam Madison (Week 2 vs. Arizona) – Defense

QB Dan Marino (Week 5 at Indianapolis) – Offense

CB Sam Madison (Week 6 at New England) – Defense

K Olindo Mare (Week 6 at New England) – Special Teams

PR Nate Jacquet (Week 8 at Oakland) – Special Teams

CB Sam Madison (Week 9 vs. Tennessee) – Defense

K Olindo Mare (Week 15 vs. San Diego) – Special Teams

DE Trace Armstrong (AFC First-Round Playoff Game vs. Seattle) – Defense (NFL)

Player of the Month (1)

K Olindo Mare (October) – Special Teams

2000**Player of the Week (4)**

RB Lamar Smith (Week 1 vs. Seattle) – Offense

S Brian Walker (Week 11 at San Diego) – Defense

RB Lamar Smith (AFC First-Round Playoff Game vs. Indianapolis) – Offense (NFL)

P Matt Turk (AFC First-Round Playoff Game vs. Indianapolis) – Special Teams (NFL)

Rookie of the Month (1)

T Todd Wade (October) – Offense

2001**Player of the Week (5)**

LB Zach Thomas (Week 1 at Tennessee) – Defense

P Matt Turk (Week 4 vs. New England) – Special Teams

P Matt Turk (Week 12 vs. Denver) – Special Teams

S Brock Marion (Week 13 vs. Indianapolis) – Defense

LB Zach Thomas (Week 16 vs. Atlanta) – Defense

Player of the Month (1)

S Brock Marion (December) – Defense

Rookie of the Month (1)

WR Chris Chambers (November) – Offense

2002**Player of the Week (5)**

DE Jason Taylor (Week 6 at Denver) – Defense

DE Adewale Ogunleye (Week 11 vs. Baltimore) – Defense

RB Ricky Williams (Week 12 vs. San Diego) – Offense

RB Ricky Williams (Week 14 vs. Chicago) – Offense

DE Jason Taylor (Week 15 vs. Oakland) – Defense

Player of the Month (2)

DE Jason Taylor (October) – Defense

DE Jason Taylor (November) – Defense

2003**Player of the Week (3)**

DE Adewale Ogunleye (Week 3 vs. Buffalo) – Defense

DE Jason Taylor (Week 12 vs. Washington) – Defense

QB Jay Fiedler (Week 13 at Dallas) – Offense

Player of the Month (1)

CB Patrick Surtain (October) – Defense

2004**Player of the Week (2)**

Wes Welker (Week 5 at New England) – Special Teams

DE Jason Taylor (Week 12 at San Francisco) – Defense

2005**Player of the Week (4)**

S Lance Schulters (Week 3 vs. Carolina) – Defense

DE Jason Taylor (Week 12 at Oakland) – Defense

WR Chris Chambers (Week 13 vs. Buffalo) – Offense

LB Zach Thomas (Week 14 at San Diego) – Defense

2006**Player of the Week (2)**

DE Jason Taylor (Week 9 at Chicago) – Defense

DE Jason Taylor (Week 11 vs. Minnesota) – Defense

Player of the Month (1)

DE Jason Taylor (November) – Defense

2007**Player of the Week (1)**

QB Cleo Lemon (Week 15 vs. Baltimore) – Offense

2008**Player of the Week (3)**

RB Ronnie Brown (Week 3 at New England) – Offense

QB Chad Pennington (Week 8 vs. Buffalo) – Offense

K Dan Carpenter (Week 14 vs. Buffalo at Toronto) – Special Teams

Player of the Month (2)

LB Joey Porter (October) – Defense

K Dan Carpenter (November) – Special Teams

2009**Player of the Week (3)**

KR Ted Ginn, Jr. (Week 7 at N.Y. Jets) – Special Teams

RB Ricky Williams (Week 11 at Carolina) – Offense

K Dan Carpenter (Week 13 vs. New England) – Special Teams

Player of the Month (1)

KR Ted Ginn, Jr. (November) – Special Teams

2010**Player of the Week (2)**

K Dan Carpenter (Week 6 at Green Bay) – Special Teams

K Dan Carpenter (Week 8 at Cincinnati) – Special Teams

Player of the Month (1)

K Dan Carpenter (October) – Special Teams

2011**Player of the Week (3)**

QB Matt Moore (Week 9 at Kansas City) – Offense

RB Reggie Bush (Week 15 at Buffalo) – Offense

LEAGUE LEADERS

INDIVIDUAL**POINTS**

| Year | Player | Total |
|------|-----------------------|-------|
| 1971 | Garo Yepremian..... | 117 |
| 1992 | Pete Stoyanovich..... | 124 |

TOTAL TOUCHDOWNS

| Year | Player | Total |
|------|--------------------------------------|-------|
| 1984 | Mark Clayton | 18 |
| | (tied, Marcus Allen of L.A. Raiders) | |
| 1997 | Karim Abdul-Jabbar | 16 |

RUSHING TOUCHDOWNS

| Year | Player | Total |
|------|---------------------------------|-------|
| 1972 | Mercury Morris..... | 12 |
| 1997 | Karim Abdul-Jabbar | 15 |
| | (tied, Terrell Davis of Denver) | |

RECEIVING TOUCHDOWNS

| Year | Player | Total |
|------|---------------------|-------|
| 1971 | Paul Warfield | 11 |
| 1977 | Nat Moore | 12 |
| 1984 | Mark Clayton | 18 |
| 1988 | Mark Clayton | 14 |

FIELD GOALS

| Year | Player | Total |
|------|--------------------------------------|-------|
| 1991 | Pete Stoyanovich..... | 31 |
| | (tied, Chip Lohmiller of Washington) | |
| 1992 | Pete Stoyanovich..... | 30 |
| | (tied, Chip Lohmiller of Washington) | |
| 1999 | Olindo Mare | 39* |

RUSHING

| Year | Player | Total |
|------|----------------------|-------|
| 2002 | Ricky Williams | 1,853 |

QUARTERBACK RATING

| Year | Player | Total |
|------|------------------|-------|
| 1977 | Bob Griese..... | 88.0 |
| 1984 | Dan Marino | 108.9 |

PASSING YARDS

| Year | Player | Total |
|------|------------------|--------|
| 1984 | Dan Marino | 5,084* |
| 1985 | Dan Marino | 4,137 |
| 1986 | Dan Marino | 4,746 |
| 1988 | Dan Marino | 4,434 |
| 1992 | Dan Marino | 4,116 |

TOUCHDOWN PASSES

| Year | Player | Total |
|------|-----------------|-------|
| 1977 | Bob Griese..... | 22 |

| | | |
|------|------------------|----|
| 1984 | Dan Marino | 48 |
| 1985 | Dan Marino | 30 |
| 1986 | Dan Marino | 44 |

PASS COMPLETIONS

| Year | Player | Total |
|------|------------------|-------|
| 1984 | Dan Marino | 362 |
| 1985 | Dan Marino | 336 |
| 1986 | Dan Marino | 378 |
| 1988 | Dan Marino | 354 |
| 1992 | Dan Marino | 330 |

PASS ATTEMPTS

| Year | Player | Total |
|------|------------------|-------|
| 1984 | Dan Marino | 564 |
| 1986 | Dan Marino | 623 |
| 1988 | Dan Marino | 606 |
| 1992 | Dan Marino | 554 |

COMPLETION PERCENTAGE

| Year | Player | Pct. |
|------|-----------------------|------|
| 2008 | Chad Pennington | 67.4 |

RECEPTIONS

| Year | Player | Total |
|------|---------------------|-------|
| 1998 | O.J. McDuffie | 90 |

GROSS PUNTING

| Year | Player | Avg. |
|------|-------------------|------|
| 1991 | Reggie Roby | 45.7 |
| 1996 | John Kidd | 46.3 |

NET PUNTING

| Year | Player | Avg. |
|------|-------------------|------|
| 2005 | Donnie Jones..... | 39.3 |

INTERCEPTIONS

| Year | Player | Total |
|------|-------------------------|-------|
| 1967 | Dick Westmoreland | 10 |
| 1973 | Dick Anderson | 8 |
| 1999 | Sam Madison..... | 7 |
| | (tied, four others) | |

KICKOFF RETURNS

| Year | Player | Total |
|------|--------------------|-------|
| 1976 | Duriel Harris..... | 32.9 |
| 1983 | Fulton Walker..... | 26.7 |

SACKS

| Year | Player | Total |
|------|-------------------|-------|
| 2002 | Jason Taylor..... | 18.5 |

| TEAM | |
|-----------------------------------|--------------|
| MOST POINTS SCORED | |
| Year | Total |
| 1972 | 385 |
| 1984 | 513 |
| 1986 | 430 |
| FEWEST POINTS ALLOWED | |
| Year | Total |
| 1972 | 171 |
| 1973 | 150 |
| 1983 | 250 |
| 1998 | 265 |
| MOST TOTAL YARDS | |
| Year | Total |
| 1972 | 5036 |
| 1984 | 6936* |
| 1994 | 6078 |
| FEWEST TOTAL YARDS ALLOWED | |
| Year | Total |
| 1972 | 2312 |

1983 3297

| MOST RUSHING YARDS | |
|---------------------------|--------------|
| Year | Total |
| 1971 | 2429 |
| 1972 | 2960 |

| MOST PASSING YARDS | |
|---------------------------|--------------|
| Year | Total |
| 1984 | 5018* |
| 1986 | 4779 |
| 1987 | 3876 |
| 1988 | 4516 |
| 1993 | 4353 |

| FEWEST PASSING YARDS ALLOWED | |
|-------------------------------------|--------------|
| Year | Total |
| 1972 | 1290 |
| 1982 | 1027 |
| 2001 | 2829 |

*NFL record



DOLPHINS ARE TRUE GLOBETROTTERS

The Miami Dolphins have been the NFL's globetrotters in their history, having played regular season games in London and Toronto as well as preseason contests in London, Berlin, Tokyo and Mexico City.

The Dolphins and Bills took part in the NFL's first-ever regular season game staged in Canada on December 7, 2008 as Miami recorded a 16-3 victory at the Rogers Centre in Toronto.

On October 28, 2007, the Dolphins battled the New York Giants at London's Wembley Stadium before a crowd of 81,176 in the first-ever NFL regular season game that was staged outside of North America.

From 1986-2003, the NFL held American Bowl games and the Dolphins made four appearances in the preseason series. Miami was 4-0 in those games played on foreign soil, with wins in London (1988), Tokyo (1991), Berlin (1992) and Mexico City (1997). The Dolphins became the first NFL team to win four American Bowl contests, and they also became the first team to win an American Bowl matchup in each of the three continents in which the games have been played.


On August 4, 1997, the Dolphins traveled to Mexico City and earned a 38-19 preseason win over the Denver Broncos before a crowd of 104,629 fans at Estadio Guillermo Canedo. The attendance was the most to ever witness a Dolphins game, surpassing the previous high of 103,667 that saw Miami's 27-17 loss to the Washington Redskins in Super Bowl XVII on January 30, 1983 in the Rose Bowl.

The Dolphins traveled 9,908 round-trip miles and earned a 31-27 preseason win over the Denver Broncos on August 16, 1992 before a crowd of 60,813 fans at Berlin's Olympic Stadium. The game marked the second consecutive season that the Dolphins traveled abroad to play a preseason contest.

On August 3, 1991, the Dolphins made the longest road trip in team history as they traveled 14,912 round-trip miles to Tokyo to battle the Los Angeles Raiders at the Tokyo Dome in American Bowl '91. Miami came from behind to defeat the Raiders, 19-17, before 51,122 Japanese fans.

The Dolphins made their first-ever trip abroad on July 31, 1988 to take on the San Francisco 49ers at Wembley Stadium in London for the third-annual American Bowl. Miami came from behind to defeat the 49ers, 27-21, before 70,535 British fans to open the preseason.


DOLPHINS IN THE HALL OF FAME




DON SHULA

HEAD COACH/VICE CHAIRMAN

BORN: 1/4/30
COLLEGE: JOHN CARROLL ' 51
PLAYER: 1951-57
ASSISTANT COACH: 1960-62
HEAD COACH: 1963-95
DOLPHINS HEAD COACH: 1970-95
YEAR INDUCTED: 1997





On July 26, 1997, Don Shula capped an illustrious career when he was inducted into the Pro Football Hall of Fame in Canton, Ohio, following his election into that shrine on January 25, 1997, his first year of eligibility. Shula's unanimous election to the Hall was the ultimate honor in a career full of record-setting accomplishments.

For the past 17 years, Shula has served as Vice-Chairman of the Miami Dolphins, having been named to that position on January 5, 1996. This year marks his 43rd season with the Dolphins, a tenure that started when he was named head coach of the club in 1970. He was enshrined on the Dolphin Honor Roll at Sun Life Stadium on November 25, 1996, and was inducted in the Dolphins Walk of Fame on December 4, 2011.

Shula's record as head coach of the Dolphins (1970-95) and before that as head coach of the Baltimore Colts (1963-69) is unmatched in National Football League history. In 1995, he concluded his 33rd season as an NFL head coach and his 26th season as head coach of the Dolphins. He owns a career record of 347-173-6 (.665), including a regular season mark of 328-156-6 (.676), and is the winningest coach in NFL history. On November 14, 1993 in Philadelphia, when the Dolphins defeated the Philadelphia Eagles 19-14, Shula won his 325th career game, moving him past the immortal George Halas (324-151-31) and setting an NFL record for most career victories, a mark once thought to be unreachable. Shula's 328 regular season wins also is an NFL record, surpassing Halas' former NFL mark of 318 regular season victories. Shula and Halas are the only NFL coaches to win 300 or more career games, as Shula recorded his 300th career win on September 22, 1991, with a 16-13 triumph over Green Bay in just his 29th year as an NFL head coach, as compared to 36 seasons for Halas to accomplish that feat.

In addition, Shula won Super Bowl titles in 1972 and 1973, one of only six coaches in NFL history to win consecutive Super Bowls. His 1972 team went 17-0, recording the only undefeated season in NFL annals. He has appeared in more Super Bowls (six) than any other coach, and is one of only two coaches (along with Buffalo's Marv Levy) to reach the Super Bowl three straight seasons (1971-73). He also advanced to the Super Bowl with the Dolphins in 1982 and 1984, as well as in 1968 as head coach of the Colts.

A remarkable 20 times in 33 seasons, Shula's teams reached the playoffs. His teams won at least ten games 21 times in those 33 years, and he suffered only two losing seasons (6-8 in 1976 and 6-10 in 1988) in that span. He averaged more than ten wins per season in his career (347 wins in 33 years as a head coach), and he was the youngest coach to win 100, 200 and 300 games.

During Shula's tenure with the Dolphins, from the time he replaced George Wilson on February 18, 1970 to become the franchise's second-ever head coach through his final season in 1995, his winning percentage of .658 (257-133-2) during that time was the best record in all of professional sports. The Dolphins either won or shared first place in the AFC East 15 times in the 26 years under Shula, and reached the playoffs 16 times. His ultimate achievement was the NFL's only unbeaten, untied record of 17-0 in 1972, capped by a 14-7 win over the Washington Redskins in Super Bowl VII. He won a second consecutive Super Bowl title in 1973, defeating the Minnesota Vikings 24-7 in Super Bowl VIII, and compiled an overall record of 32-2 in those back-to-back seasons, a two-year mark that has yet to be surpassed.

Before joining the Dolphins, Shula spent seven years (1963-69) as head coach of the Baltimore Colts. In that span he compiled a record of 73-26-4 (.728) and advanced to the

playoffs four times, including two appearances in the NFL Championship Game, in 1964 and 1968 after 12-2 and 13-1 campaigns, respectively. He became the youngest head coach (33 years old) in the history of the NFL when he was named the Colts' head coach in 1963.

Shula succeeded Weeb Ewbank as head coach in Baltimore after serving three years (1960-62) as defensive coordinator of the Detroit Lions, with the team going 26-13-1 in that period. Shula entered the coaching ranks with an assistant's job at Virginia (1958) and Kentucky (1959) before joining the Lions.

Shula broke into the NFL as the lone rookie on Coach Paul Brown's defending NFL champion Cleveland Browns in 1951. He was involved in the largest trade in modern NFL history, a 15-player deal with Baltimore in 1953, and Shula played four seasons with the Colts (1953-56) and one season at Washington (1957) at right cornerback. He had 21 career interceptions for 247 yards in seven seasons. In college, he was a running back at John Carroll University in Cleveland, and in 1950 he gained 125 yards when the Blue Streaks upset Syracuse, 21-15.

Shula also contributed to the growth of the NFL off the field by serving from 1975 through 1995 (including the last two years in that span as co-chairman along with George Young of the New York Giants) on the league's influential Competition Committee, which evaluates and recommends changes in playing rules to make the game more open and exciting, and to improve player safety.

In addition to his own election to the Pro Football Hall of Fame, Shula was selected to present five other members for induction into the Hall (Larry Csonka, Bob Griese, Jim Langer, Larry Little and Dwight Stephenson), including two (Csonka and Langer) on the same day.

Coach Shula was further honored on January 31, 2010, when NFL Commissioner Roger Goodell announced the establishment of a new league award – "The Coach Shula Award" – that honors each NFL season a football coach that displays the integrity, achievement and positive impact on others that Coach Shula exemplified throughout his NFL career.

In addition, on that same day the Dolphins unveiled the "Perfect Moment in Time" statue in honor of Coach Shula. The ten-foot sculpture depicts Coach Shula raised upon the shoulders of two players, Nick Buoniconti and Al Jenkins, and captures the perfect moment in time immediately after the Dolphins completed their undefeated season in 1972. The statue adorns the entrance of the Dolphins' corporate headquarters at Sun Life Stadium, and that office bears the address of "347 Don Shula Drive" to reflect the total number of victories Shula amassed during his career.

Along with his football responsibilities, Shula always has given considerable time, plus financial and emotional support, to many area charities. The Don Shula Foundation, formed primarily to assist breast cancer research, was established as a tribute to his late wife, Dorothy. Shula also has been active in the American Cancer Society, March of Dimes, American Red Cross, the United Way and Catholic Charities.

A member of the Class of 1951 at John Carroll, Shula helps fund a \$1 million chair in the University's Department of Philosophy. On September 27, 2003, John Carroll University showed its appreciation for Shula's support of the school by naming its new stadium Don Shula Stadium. Shula also has received honorary doctorate degrees from John Carroll, St. Thomas University, the University of Miami and Florida Atlantic University.

Because of his success on the football field and his long-time civic and charitable service, Shula has received countless prestigious awards recognizing his contributions, including the 1993 Sports Illustrated Sportsman of the Year Award and the 1994 Horatio Alger Award. In addition, along with Ken Blanchard, in 1995 Shula co-authored "Everyone's A Coach," a highly acclaimed book that outlines the application of their managerial philosophies for business and personal success. Shula personifies those business principles himself, serving as an equity partner in two highly successful undertakings, Shula Enterprises, Inc. along with Don Shula's Steakhouse, LLLP.

Shula's oldest son, David, 53, and his wife, Leslie, have three sons, Danny, Christopher and Matthew. David served as the head coach of the Cincinnati Bengals from 1992-96, and when Don Shula's Dolphins played Dave Shula's Bengals on October 2, 1994 and October 1, 1995, both at Cincinnati's Riverfront Stadium, it marked the only two times in the history of professional sports that a father and son faced each other as head coaches. Dave currently is President of Don Shula Steakhouse, Inc.

Shula's other son Mike, 47, currently is in his second season as the quarterbacks coach for the Carolina Panthers, after serving the previous four years in the same role for the Jacksonville Jaguars. He spent four seasons (2003-06) as the head coach at the University of Alabama and led the Crimson Tide to a Cotton Bowl win and a 10-2 record in 2005. He had rejoined the Dolphins' staff as quarterbacks coach in 2000 after serving the four previous seasons as the offensive coordinator of the Tampa Bay Buccaneers; he also spent the 1991-92 seasons as a coaches' assistant under his father in Miami. Mike and his wife, Shari, have three daughters, Samantha, Brooke and Ryan.

Mike and David Shula presented their father for induction into the Pro Football Hall of Fame in 1997, becoming the first pair ever to present a Hall of Famer for induction.

Shula's oldest daughter, Donna, has five children, Alex, Lindsey, Tyler, and twins Calvin

and Carly. Another daughter, Sharon, resides in New York, while youngest daughter, Annie, lives and works in Broward County.

Shula and his wife, Mary Anne, reside in Miami Beach and continue to be very active in charitable and community affairs. Most recently, in 2009 they visited U.S. soldiers stationed in Iraq and Afghanistan as part of a USO tour to raise troop morale. They were married on October 15, 1993, and their family together now includes eight children, 16 grandchildren and one great-grandchild.

DON SHULA'S CAREER RECORD

| YEAR | TEAM | W | L | T | PCT. | FINISH |
|--------|-----------|----|----|---|-------|-----------------------|
| 1963 | Baltimore | 8 | 6 | 0 | .571 | 3rd, NFL West Conf. |
| 1964* | Baltimore | 12 | 2 | 0 | .857 | 1st, NFL West Conf. |
| 1965 | Baltimore | 10 | 3 | 1 | .750 | T-1st, NFL West Conf. |
| 1966 | Baltimore | 9 | 5 | 0 | .643 | 2nd, NFL West Conf. |
| 1967 | Baltimore | 11 | 1 | 2 | .857 | T-1st, NFL Coastal |
| 1968* | Baltimore | 13 | 1 | 0 | .929 | 1st, NFL Coastal |
| 1969 | Baltimore | 8 | 5 | 1 | .607 | 2nd, NFL Coastal |
| 1970 | Miami | 10 | 4 | 0 | .714 | 2nd, AFC East |
| 1971* | Miami | 10 | 3 | 1 | .750 | 1st, AFC East |
| 1972** | Miami | 14 | 0 | 0 | 1.000 | 1st, AFC East |
| 1973** | Miami | 12 | 2 | 0 | .857 | 1st, AFC East |
| 1974 | Miami | 11 | 3 | 0 | .786 | 1st, AFC East |
| 1975 | Miami | 10 | 4 | 0 | .714 | T-1st, AFC East |
| 1976 | Miami | 6 | 8 | 0 | .429 | 3rd, AFC East |
| 1977 | Miami | 10 | 4 | 0 | .714 | T-1st, AFC East |
| 1978 | Miami | 11 | 5 | 0 | .688 | T-1st, AFC East |
| 1979 | Miami | 10 | 6 | 0 | .625 | 1st, AFC East |
| 1980 | Miami | 8 | 8 | 0 | .500 | 3rd, AFC East |
| 1981 | Miami | 11 | 4 | 1 | .719 | 1st, AFC East |
| 1982* | Miami | 7 | 2 | 0 | .777 | 1st, AFC East |
| 1983 | Miami | 12 | 4 | 0 | .750 | 1st, AFC East |
| 1984* | Miami | 14 | 2 | 0 | .875 | 1st, AFC East |
| 1985 | Miami | 12 | 4 | 0 | .750 | 1st, AFC East |
| 1986 | Miami | 8 | 8 | 0 | .500 | 3rd, AFC East |
| 1987 | Miami | 8 | 7 | 0 | .533 | T-2nd, AFC East |
| 1988 | Miami | 6 | 10 | 0 | .375 | 5th, AFC East |
| 1989 | Miami | 8 | 8 | 0 | .500 | T-2nd, AFC East |
| 1990 | Miami | 12 | 4 | 0 | .750 | 2nd, AFC East |
| 1991 | Miami | 8 | 8 | 0 | .500 | T-2nd, AFC East |
| 1992 | Miami | 11 | 5 | 0 | .688 | 1st, AFC East |
| 1993 | Miami | 9 | 7 | 0 | .563 | 2nd, AFC East |
| 1994 | Miami | 10 | 6 | 0 | .625 | 1st, AFC East |
| 1995 | Miami | 9 | 7 | 0 | .563 | T-2nd, AFC East |

*NFL runner-up

**NFL Champion

| | REGULAR SEASON | | | | ALL GAMES | | | |
|-------------------------------|----------------|------------|----------|-------------|------------|------------|----------|-------------|
| | W | L | T | PCT. | W | L | T | PCT. |
| Baltimore Totals | 71 | 23 | 4 | .745 | 73 | 26 | 4 | .728 |
| Miami Totals | 257 | 133 | 2 | .658 | 274 | 147 | 2 | .650 |
| 33-YEAR TOTALS | 328 | 156 | 6 | .676 | 347 | 173 | 6 | .665 |

NFL'S TOP 20 COACHES

(based on career wins)

| COACH | YEARS | TEAMS | REGULAR SEASON | | | | CAREER | | | |
|-------------------|-----------|------------------------------------|----------------|------------|----------|-------------|------------|------------|----------|-------------|
| | | | W | L | T | PCT. | W | L | T | PCT. |
| DON SHULA | 33 | COLTS, DOLPHINS | 328 | 156 | 6 | .676 | 347 | 173 | 6 | .665 |
| George Halas | 40 | Bears | 318 | 148 | 31 | .671 | 324 | 151 | 31 | .671 |
| Tom Landry | 29 | Cowboys | 250 | 162 | 6 | .605 | 270 | 178 | 6 | .601 |
| Curley Lambeau | 33 | Packers, Cardinals | 226 | 132 | 22 | .623 | 229 | 134 | 22 | .623 |
| Chuck Noll | 23 | Steelers | 193 | 148 | 1 | .563 | 209 | 156 | 1 | .572 |
| M. Schottenheimer | 21 | Browns, Chiefs, Redskins, Chargers | 200 | 126 | 1 | .613 | 205 | 139 | 1 | .596 |
| Dan Reeves | 23 | Broncos, Giants, Falcons | 190 | 165 | 2 | .535 | 201 | 174 | 2 | .536 |
| Chuck Knox | 22 | Rams, Bills, Seahawks | 186 | 147 | 1 | .558 | 193 | 158 | 1 | .550 |
| Bill Belichick | 17 | Browns, Patriots | 175 | 97 | 0 | .643 | 192 | 104 | 0 | .648 |
| Bill Parcells | 19 | Giants, Patriots, Jets, Cowboys | 172 | 130 | 1 | .569 | 183 | 138 | 1 | .570 |
| Mike Holmgren | 17 | Packers, Seahawks | 161 | 111 | 0 | .592 | 174 | 122 | 0 | .588 |
| Joe Gibbs | 16 | Redskins | 154 | 94 | 0 | .621 | 171 | 101 | 0 | .629 |
| Paul Brown | 21 | Browns, Bengals | 166 | 100 | 6 | .621 | 170 | 108 | 6 | .609 |
| Bud Grant | 18 | Vikings | 158 | 96 | 5 | .620 | 168 | 108 | 5 | .607 |
| Bill Cowher | 15 | Steelers | 149 | 90 | 1 | .623 | 161 | 99 | 1 | .619 |
| Mike Shanahan | 18 | Raiders, Broncos, Redskins | 157 | 119 | 0 | .569 | 165 | 124 | 0 | .571 |
| Marv Levy | 17 | Chiefs, Bills | 143 | 113 | 0 | .558 | 154 | 120 | 0 | .562 |
| Tom Coughlin | 16 | Jaguars, Giants | 142 | 114 | 0 | .555 | 154 | 121 | 0 | .560 |
| Steve Owen | 23 | Giants | 151 | 100 | 17 | .595 | 153 | 108 | 17 | .581 |
| Tony Dungy | 13 | Buccaneers, Colts | 139 | 69 | 0 | .668 | 148 | 79 | 0 | .652 |

DON SHULA'S MILESTONES

Don Shula passed the immortal George Halas to become the winningest coach in NFL history when he registered victory number 325 in Miami's 19-14 win at Philadelphia on November 14, 1993. Shula concluded coaching with a career record of 347-173-6 (.665). On December 25, 1994, in Miami's 27-20 win over Detroit, Shula won the 319th regular season game of his career and broke the NFL record for most regular season coaching wins by Halas (318 wins). Shula owned a 328-156-6 (.676) regular season record. In 1991, Shula joined Halas (324 wins) as the only NFL coaches with 300 or more career wins. Shula accomplished his milestone 300th career win with a 16-13 triumph over the Green Bay Packers on September 22, 1991. Shula won the 300th regular-season game of his coaching career with a 16-13 overtime win at New England on December 27, 1992.

Shula added another historic career milestone in Miami's 30-7 win over the Buffalo Bills on September 16, 1990, as he recorded his 200th regular season victory since joining the Dolphins in 1970. Shula joined Hall of Fame coaches Curley Lambeau (Green Bay), George Halas (Chicago) and Tom Landry (Dallas) as the only NFL coaches to earn 200 or more regular season wins with one NFL club.

CAREER NFL WINS

| CAREER WIN NO. | OPPONENT | SCORE | DATE | OPPOSING HEAD COACH |
|----------------|------------------|------------|----------|----------------------|
| 1 | at San Francisco | 20-14 | 9/22/63 | Red Hickey |
| 50 | New Orleans | 30-10 | 12/10/67 | Tom Fears |
| 100 | San Diego | 24-10 | 10/15/72 | Harland Svare |
| 150 | N.Y. Jets | 16-0 | 9/26/76 | Lou Holtz |
| 200 | at New England | 30-27 (OT) | 11/8/81 | Ron Erhardt |
| 250 | at Buffalo | 23-14 | 11/24/85 | Hank Bullough |
| 300 | Green Bay | 16-13 | 9/22/91 | Lindy Infante |
| 324 | Kansas City | 30-10 | 10/31/93 | Marty Schottenheimer |
| 325 | at Philadelphia | 19-14 | 11/14/93 | Rich Kotite |
| 347 | at St. Louis | 41-22 | 12/24/95 | Rich Brooks |

DON SHULA'S MILESTONES (Continued)

REGULAR-SEASON NFL WINS

| REGULAR SEASON WIN NO. | OPPONENT | SCORE | DATE | OPPOSING HEAD COACH |
|------------------------|------------------|-----------|----------|----------------------|
| 1 | at San Francisco | 20-14 | 9/22/63 | Red Hickey |
| 50 | New Orleans | 30-10 | 12/10/67 | Tom Fears |
| 100 | New England | 52-0 | 11/12/72 | Phil Bengtson |
| 150 | at N.Y. Jets | 14-10 | 11/6/77 | Walt Michaels |
| 200 | Buffalo | 27-10 | 12/27/82 | Chuck Knox |
| 250 | Pittsburgh | 35-24 | 11/1/87 | Chuck Noll |
| 300 | at New England | 16-13(OT) | 12/27/92 | Dick MacPherson |
| 318 | Kansas City | 45-28 | 12/12/94 | Marty Schottenheimer |
| 319 | Detroit | 27-20 | 12/25/94 | Wayne Fontes |
| 328 | at St. Louis | 41-22 | 12/24/95 | Rich Brooks |

REGULAR-SEASON WINS WITH DOLPHINS

| REGULAR SEASON WIN NO. | OPPONENT | SCORE | DATE | OPPOSING HEAD COACH |
|------------------------|----------------|-------|----------|---------------------|
| 1 | at Houston | 20-10 | 9/27/70 | Wally Lemm |
| 50 | Kansas City | 9-3 | 10/20/74 | Hank Stram |
| 100 | Green Bay | 27-7 | 10/28/79 | Bart Starr |
| 150 | at New England | 44-24 | 10/21/84 | Ron Meyer |
| 200 | Buffalo | 30-7 | 9/16/90 | Marv Levy |
| 250 | at New England | 20-3 | 9/10/95 | Bill Parcells |

REGULAR-SEASON GAMES AS NFL COACH

| REGULAR-SEASON GAME NO. | OPPONENT | SCORE | DATE | OPPOSING HEAD COACH |
|-------------------------|-----------------|-------|----------|---------------------|
| 1 | N.Y. Giants | 28-37 | 9/15/63 | Allie Sherman |
| 50 | Washington | 37-10 | 11/6/66 | Otto Graham |
| 100 | at Houston | 20-10 | 9/27/70 | Wally Lemm |
| 150 | Kansas City | 9-3 | 10/20/74 | Hank Stram |
| 200 | Buffalo | 31-14 | 12/17/77 | Jim Ringo |
| 250 | Pittsburgh | 30-10 | 9/10/81 | Chuck Noll |
| 300 | at San Diego | 28-34 | 11/18/84 | Don Coryell |
| 350 | at Philadelphia | 28-10 | 12/13/87 | Buddy Ryan |
| 400 | New England | 17-10 | 10/18/90 | Rod Rust |
| 450 | at N.Y. Jets | 10-27 | 11/7/93 | Bruce Coslett |



NICK BUONICONTI 85

LINEBACKER

BORN: 1/15/40

COLLEGE: NOTRE DAME '62

NFL: 1962-76

DOLPHINS: 1969-76

YEAR INDUCTED: 2001




Nick Buoniconti, the driving force of the Dolphins' famed "No-Name Defense," inspired his teammates with his outstanding play and fiery leadership. During his seven years with the Dolphins the team advanced to three straight Super Bowls (1971-73) and won twice (1972, 1973), with one of those wins coming after their unparalleled undefeated season in 1972. Buoniconti was only 5-11 and 220 pounds and was considered to be too small to play middle linebacker. However, as many coaches noted, he always "played bigger than his size" during a stellar 14-year career with the Dolphins and the Boston Patriots.

The only member of the Dolphins defense to be elected to the Hall of Fame, Buoniconti joined the team in 1969 after playing seven seasons with the Patriots. During his tenure with the Dolphins, he was honored as the team's Most Valuable Player three times (1969, 1970, 1973), named to the AFL All-Star game in 1969 and was selected to two Pro Bowls (1973, 1974) following the merger of the two leagues. In 1990, he was voted as a linebacker on the Dolphins' Silver Anniversary all-time team, and on November 18, 1991, he was enshrined on the Dolphin Honor Roll at Sun Life Stadium. He also was a charter inductee in the Dolphins' Walk of Fame on December 4, 2011.

Before joining the Dolphins, Buoniconti helped the Patriots capture the 1963 AFL Eastern Division title, and he played in five AFL All-Star games. Overall in his 14-year career, he played in 183 games and recorded 32 career interceptions. He was named to the All-Time AFL team in 1970, and overall was named a first team All-AFL/AFC choice eight times.

A native of Springfield, Massachusetts, Buoniconti had an outstanding collegiate career at Notre Dame. Following his retirement from the Dolphins, he and his son, Marc, were the driving forces behind the establishment of the Miami Project to Cure Paralysis, one of the world's leading research and treatment centers for spinal cord injuries.

Buoniconti was elected to the Hall of Fame in 2001 after being named for the first time that year as a nominee from the pre-1976 era by the Hall's Seniors Committee.

NICK BUONICONTI'S CAREER STATISTICS

| YEAR | TEAM | GP | TACK. | ASST. | TOTAL | FUM. REC. | INT. | YDS. | AVG. | TD |
|----------------|--------|-----------------|-------|-------|-------|--------------|------|------|------|----|
| 1962 | Boston | 14 | NA | NA | NA | NA | 2 | 3 | 1.5 | 0 |
| 1963 | Boston | 14 | NA | NA | NA | NA | 3 | 42 | 14.0 | 0 |
| 1964 | Boston | 14 | NA | NA | NA | NA | 5 | 75 | 15.0 | 0 |
| 1965 | Boston | 14 | NA | NA | NA | NA | 3 | 31 | 10.3 | 0 |
| 1966 | Boston | 14 | NA | NA | NA | NA | 4 | 43 | 10.8 | 0 |
| 1967 | Boston | 13 | NA | NA | NA | NA | 4 | 7 | 1.8 | 0 |
| 1968 | Boston | 8 | NA | NA | NA | NA | 3 | 22 | 7.3 | 0 |
| 1969 | Miami | 13 | 79 | 35 | 114 | 1 | 3 | 27 | 9.0 | 0 |
| 1970 | Miami | 14 | 96 | 49 | 145 | 0 | 0 | 0 | 0.0 | 0 |
| 1971 | Miami | 14 | 86 | 40 | 126 | 0 | 1 | 16 | 16.0 | 0 |
| 1972 | Miami | 14 | 72 | 74 | 146 | 0 | 2 | 17 | 8.5 | 0 |
| 1973 | Miami | 13 | 91 | 71 | 162 | 2 | 0 | 0 | 0.0 | 0 |
| 1974 | Miami | 13 | 51 | 49 | 100 | 0 | 2 | 29 | 14.5 | 0 |
| 1975 | Miami | INJURED RESERVE | | | | | | | | |
| 1976 | Miami | 11 | 32 | 38 | 70 | 0 | 0 | 0 | 0.0 | 0 |
| 15-YEAR TOTALS | | 183 | NA | NA | NA | 3 | 32 | 312 | 9.8 | 0 |
| MIAMI TOTALS | | 92 | 507 | 356 | 863 | 3 | 8 | 89 | 11.1 | 0 |

ADDITIONAL STATS

Sacks: 2 in 1969, 1 in 1971, 1 in 1972, 1 in 1973, 1 in 1976

Touchdowns: 1 fumble recovery in 1973

Kickoff Returns: 1 for 8 yards in 1962

Blocked Kicks: 1 PAT in 1976



DUAL 100-YARD RECEIVING GAMES

In the history of the franchise, the Dolphins have had 18 dual 100-yard receiving games, 20 including playoffs. The most frequent duo has been Mark Clayton and Mark Duper, who combined for four dual 100-yard receiving games. Overall, Clayton was part of eight such games while Duper was in seven. The most recent game in which the Dolphins had two receivers attain the 100-yard mark occurred on November 25, 2001 when Oronde Gadsden accumulated 118 yards on eight receptions and Chris Chambers totaled 101 yards and two scores on five catches against the Bills at Ralph Wilson Stadium. It marked the third time that Gadsden had been a part of a dual 100-yard receiving game, with the first two occasions coming in 1999. The Dolphins are 8-10 in regular season games when they have had a pair of 100-yard receivers and 9-11 overall, including playoffs.

LARRY CSONKA

FULLBACK

39

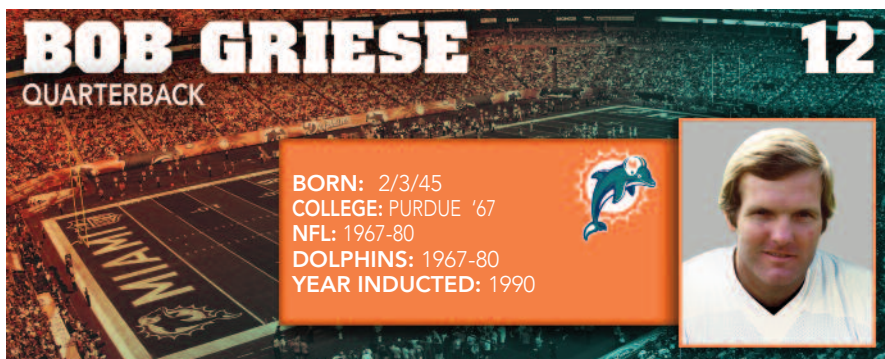
BORN: 12/25/46
COLLEGE: SYRACUSE '68
NFL: 1968-74, 1976-79
DOLPHINS: 1968-74, 1979
YEAR INDUCTED: 1987

Larry Csonka ranks as the Dolphins' all-time leading rusher with 1,506 carries for 6,737 yards (4.5 average) and 53 TDs. A five-time Pro Bowl selection, he put together three consecutive 1,000-yard seasons (1971-73) as Miami advanced to the Super Bowl each year. Csonka shined in those three Super Bowls, averaging 6.3 yards a carry and going over 100 yards rushing in two of them. Originally drafted in the first round out of Syracuse in 1968, he was named the MVP of Super Bowl VIII after carrying 33 times for 145 yards and two touchdowns as the Dolphins steamrolled the Minnesota Vikings, 24-7, for their second straight NFL title. Called a "modern-day Bronko Nagurski" by Dolphins coach Don Shula, "Zonk" also played three seasons with the N.Y. Giants (1976-78) and one year with the Memphis Southmen of the World Football League (1975). His career rushing totals in the NFL when he retired following the 1979 season are: 1,891 carries for 8,081 yards (4.3 average) and 64 TDs. At the time of his retirement, he ranked fifth in NFL history for most total rushing attempts and sixth for most career rushing yards and rushing touchdowns. He was elected to the Hall of Fame in his second year of eligibility. In 1990, he also was voted the fullback on the Dolphins' Silver Anniversary all-time team and was named as a running back on the Super Bowl Silver Anniversary all-time team. On November 19, 1990, he was enshrined on the Dolphin Honor Roll at Sun Life Stadium. Csonka was further honored when his number 39 was retired by the team during halftime ceremonies on December 9, 2002, becoming the third Dolphin to have his number retired. He also was a charter inductee in the Dolphins' Walk of Fame on December 4, 2011.

LARRY CSONKA'S CAREER STATISTICS

| YEAR | TEAM | G-S | ATT. | RUSHING | | | | RECEIVING | | | |
|----------------------|-------------|----------------|-------------|-------------|------------|------------|-----------|------------|------------|-----------|----------|
| | | | | YDS. | AVG. | LG | TD | NO. | YDS. | LG | TD |
| 1968 | Miami | 11-11 | 138 | 540 | 3.9 | 40 | 6 | 11 | 118 | 65 | 1 |
| 1969 | Miami | 11-11 | 131 | 566 | 4.3 | 54t | 2 | 21 | 183 | 42 | 1 |
| 1970 | Miami | 14-14 | 193 | 874 | 4.5 | 53 | 6 | 11 | 94 | 54 | 0 |
| 1971 | Miami | 14-14 | 195 | 1051 | 5.4 | 28 | 7 | 13 | 113 | 25 | 1 |
| 1972 | Miami | 14-14 | 213 | 1117 | 5.2 | 45 | 6 | 5 | 48 | 14 | 0 |
| 1973 | Miami | 14-14 | 219 | 1003 | 4.6 | 25 | 5 | 7 | 22 | 9 | 0 |
| 1974 | Miami | 12-12 | 197 | 749 | 3.8 | 24 | 9 | 7 | 35 | 11 | 0 |
| 1975 | Memphis* | 7-NA | 99 | 421 | 4.3 | — | 1 | 5 | 54 | — | 1 |
| 1976 | N.Y. Giants | 12-12 | 160 | 569 | 3.6 | 13 | 4 | 6 | 39 | 14 | 0 |
| 1977 | N.Y. Giants | 14-14 | 134 | 464 | 3.5 | 15 | 1 | 2 | 20 | 12 | 0 |
| 1978 | N.Y. Giants | 14-13 | 91 | 311 | 3.4 | 12 | 6 | 7 | 73 | 23 | 0 |
| 1979 | Miami | 16-16 | 220 | 837 | 3.8 | 22 | 12 | 16 | 75 | 18 | 1 |
| MIAMI TOTALS | | 106-106 | 1506 | 6737 | 4.5 | 54t | 53 | 91 | 688 | 65 | 4 |
| GIANTS TOTALS | | 40-39 | 385 | 1344 | 3.5 | 15 | 11 | 15 | 132 | 23 | 0 |
| NFL TOTALS | | 146-145 | 1891 | 8081 | 4.3 | 54t | 64 | 106 | 820 | 65 | 4 |
| PLAYOFFS | | 12-12 | 225 | 891 | 4.0 | 49 | 9 | 4 | 26 | 16 | 1 |

*stats with WFL Memphis not included in career totals



He was unquestionably the “thinking man’s quarterback.” Bob Griese, renowned for his poised leadership and ingenious play-calling, sustained the Dolphin offense with a flair for winning from 1967-80.

The bespectacled quarterback became the 14th passer in the NFL’s exclusive 25,000-yard club in 1980. On the same day he reached that milestone, he suffered a shoulder injury which ultimately forced his retirement on June 25, 1981. His No. 12 jersey became the first in Dolphins history to be retired, on May 6, 1982, in ceremonies at the team’s annual awards banquet. In 1990 he was also voted the quarterback on the Dolphins’ Silver Anniversary all-time team, and on November 19, 1990, he was enshrined on the Dolphin Honor Roll at Sun Life Stadium. He also was a charter inductee in the Dolphins’ Walk of Fame on December 4, 2011.

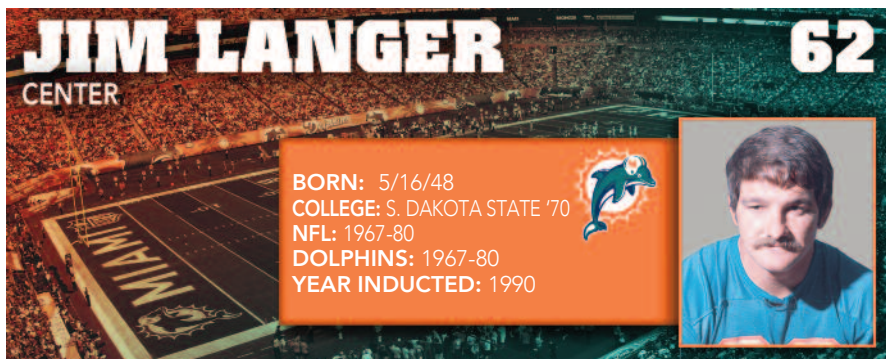
Including playoffs, he had a .681 winning percentage (88-41-1) under Coach Don Shula. “Cornerstone of the franchise,” Dolphin founder Joe Robbie called him. He was a consensus All-Pro quarterback in 1971 and 1977, made six appearances in the Pro Bowl and was voted the team’s Most Valuable Player six times by South Florida media.

After becoming eligible for induction into the Hall of Fame in 1985, Griese was named as a finalist all five years before being elected to the Hall of Fame in 1990.

“He’s probably the most unselfish guy I’ve ever been around,” Shula said. “He got as much of a thrill calling the right running play for a touchdown as he did connecting on a bomb. That’s just his makeup.”

BOB GRIESE’S CAREER STATISTICS

| YEAR | TEAM | G-S | ATT. | COMP. | YDS. | PCT. | TD | INT. | LG | TKLD. |
|-----------------|-------|----------------|-------------|-------------|--------------|-------------|------------|------------|------------|-----------------|
| 1967 | Miami | 12-10 | 331 | 166 | 2005 | 50.2 | 15 | 18 | 68t | 25/240 |
| 1968 | Miami | 13-13 | 355 | 186 | 2473 | 52.4 | 21 | 16 | 50t | 43/372 |
| 1969 | Miami | 9-9 | 252 | 121 | 1695 | 48.0 | 10 | 16 | 53t | 33/289 |
| 1970 | Miami | 14-14 | 245 | 142 | 2019 | 58.0 | 12 | 17 | 54t | 31/282 |
| 1971 | Miami | 14-13 | 263 | 145 | 2089 | 55.1 | 19 | 9 | 86t | 23/248 |
| 1972 | Miami | 6-5 | 97 | 53 | 638 | 54.6 | 4 | 4 | 39 | 7/45 |
| 1973 | Miami | 13-13 | 218 | 116 | 1422 | 53.2 | 17 | 8 | 46 | 11/75 |
| 1974 | Miami | 13-13 | 253 | 152 | 1968 | 60.1 | 16 | 15 | 54 | 27/202 |
| 1975 | Miami | 10-10 | 191 | 118 | 1693 | 61.8 | 14 | 13 | 79t | 16/131 |
| 1976 | Miami | 13-13 | 272 | 162 | 2097 | 59.6 | 11 | 12 | 47t | 30/266 |
| 1977 | Miami | 14-14 | 307 | 180 | 2252 | 58.6 | 22 | 13 | 73t | 36/303 |
| 1978 | Miami | 11-9 | 235 | 148 | 1791 | 63.0 | 11 | 11 | 63t | 18/165 |
| 1979 | Miami | 14-12 | 310 | 176 | 2160 | 56.8 | 14 | 16 | 51 | 26/223 |
| 1980 | Miami | 5-3 | 100 | 61 | 790 | 61.0 | 6 | 4 | 54 | 9/89 |
| TOTALS | | 161-151 | 3429 | 1926 | 25092 | 56.2 | 192 | 172 | 86t | 335/2930 |
| PLAYOFFS | | 12-11 | 208 | 112 | 1467 | 53.8 | 10 | 12 | 75t | 15/152 |





JIM LANGER

CENTER

62

BORN: 5/16/48
COLLEGE: S. DAKOTA STATE '70
NFL: 1967-80
DOLPHINS: 1967-80
YEAR INDUCTED: 1990

Jim Langer was the anchor of the Miami offensive line during the Dolphins' championship years of the 1970s. Coming out of South Dakota State in 1970, he was signed as a free agent by Cleveland but was released on the final cut. Langer was picked up on waivers by the Dolphins and, after spending most of the year on the taxi squad, played in the final five games of 1970, mainly on special teams. After serving as a backup at center the following season, he won the starting job in 1972, which he would hold until sidelined with a knee injury in 1979. A consensus All-Pro from 1973-77, Langer was a six-time Pro Bowl selection (five times as a starter). Over a 10-year period from 1970-79, he played in 128 straight games. He also made 109 consecutive starts between 1972-79. Voted the team's Most Valuable Player by South Florida media in 1975, Langer also holds the distinction of having played every offensive down in the Dolphins' perfect 1972 season. Wanting to spend the final years of his career near his Royalton, Minn. home, at his own request Langer was traded to the Minnesota Vikings in 1980, where he played for two seasons (1980-81). He was elected to the Hall of Fame in his first year of eligibility. In addition, on November 19, 1990, he was enshrined on the Dolphin Honor Roll at Sun Life Stadium. He also was a charter inductee in the Dolphins' Walk of Fame on December 4, 2011.




LARRY LITTLE

GUARD

66

BORN: 11/2/45
COLLEGE: BETHUNE COOKMAN '67
NFL: 1969-80
DOLPHINS: 1969-80
YEAR INDUCTED: 1993




A rumbling giant in the Dolphin trenches for 12 seasons, Larry Little's very presence in leading a sweep was an intimidating force in a Miami running attack which led the NFL during the 1970s at 2,372 yards per season. Coming out of Bethune-Cookman in 1967, Little entered the NFL as an undrafted free agent with the San Diego Chargers for a \$750 bonus. He was traded to the Dolphins on July 2, 1969, in exchange for Miami cornerback Mack Lamb, a former high school teammate. After having started just four games during his two seasons with the Chargers, Little emerged with the Dolphins and played in 158 regular season games with 152 starting assignments. He also started 12 playoff games for Miami and was a key ingredient of the Dolphins' back-to-back Super Bowl championship teams of 1972 and '73. Little earned All-Pro honors six times (1971-75 and 1977) and was a Pro Bowl selection on four occasions (1971-74). He was the first player in league history to be named as AFC Offensive Lineman of the Year three straight seasons (1970-72) by the NFL Players' Association. Little, who anchored the offensive line which helped set a then-NFL record with 2,960 rushing yards during the Dolphins' "perfect


season" in 1972, was named by the National 1,000-Yard Club as the league's Outstanding Blocker for the '72 campaign. A native Floridian, Little was the first Dolphins player inducted into the Florida Sports Hall of Fame, on March 6, 1978. In 1990, he was voted as a guard on the Dolphins' Silver Anniversary all-time team. Little was elected into the Hall of Fame in his eighth year of eligibility after having been a finalist on three occasions. On December 13, 1993, he was enshrined on the Dolphin Honor Roll at Sun Life Stadium and was a charter inductee in the Dolphins' Walk of Fame on December 4, 2011.


DAN MARINO

QUARTERBACK

13

BORN: 9/15/61
COLLEGE: PITTSBURGH '83
NFL: 1983-99
DOLPHINS: 1983-99
YEAR INDUCTED: 2005





Elected to the Pro Football Hall of Fame on February 5, 2005 and enshrined on August 7, 2005 . . . Others included in the Class of 2005 were Steve Young, Benny Friedman and Fritz Pollard . . . Marino's No. 13 jersey became the second Dolphins uniform number to be retired, on Sunday, September 17, 2000, at halftime of the Dolphins-Baltimore Ravens game at Sun Life Stadium . . . He was also inducted into the Dolphin Honor Roll on that date . . . The only other Dolphin player to wear No. 13 was safety Jake Scott, who wore that number from 1970 through 1975 . . . Was a charter inductee in the Dolphins' Walk of Fame on December 4, 2011 . . . He announced his retirement on March 13, 2000 . . . Marino ranks among the NFL's all-time top ranked passers . . . In his 17-year career, Marino played in 242 games (240 starts) and he was 4967-8358 (59.4%) for 61,361 yards, 420 touchdowns and 252 interceptions for an 86.4 passing efficiency rating, which ranked fourth among the all-time passing leaders when he retired . . . Marino holds 31 Dolphins regular season team records (42 overall, including playoffs) and is tied for three others (five, including playoffs) . . . He holds seven NFL regular season records and is tied for five others . . .

AMONG NFL LEADERS: With a career passing efficiency of 86.4, Marino currently ranks 16th on the all-time list of passers . . . Marino also is among the winningest quarterbacks in NFL regular season history, ranking third in all time regular season victories as a starter:

MOST ALL-TIME VICTORIES BY NFL STARTING QUARTERBACKS

(Regular Season)

| PLAYER | TEAMS | NFL SEASONS | W-L-T | PCT. |
|----------------------|------------------------------|----------------|-----------------|-------------|
| 1. Brett Favre | Atlanta/G.B./N.Y. Jets/Minn. | 20 | 186-112-0 | .624 |
| 2. John Elway | Denver | 16 | 148-82-1 | .643 |
| 3. DAN MARINO | MIAMI | 17 | 147-93-0 | .613 |

In his career, with 8,358 attempts, Marino ranks second in NFL history in pass attempts . . . With 4,967 pass completions, Marino ranks second in NFL history in completions . . . With 61,361 yards passing, Marino ranks second in NFL history in total yards passing . . . With 420 touchdown passes, Marino ranks second in NFL history in touchdown passes . . . He broke Fran Tarkenton's NFL records in all four categories only to be later passed in each by Favre in 2007 . . .

YARDAGE: Marino's 61,361 yards passing rank second on the NFL's all-time career passing yardage list . . . On November 12, 1995 vs. New England, with a nine-yard completion to Irving Fryar in the first quarter, Marino passed Fran Tarkenton (47,003 career passing yards), breaking Tarkenton's NFL record for most career passing yards and moving into first place on the NFL all-time career passing yardage list, before being passed by Favre in 2007:

NFL CAREER PASSING YARDAGE LEADERS

| | |
|---------------------------------------|--------------------------------------|
| *1. Brett Favre71,838 (20) | 11. Drew Brees40,742 (11) |
| 2. DAN MARINO61,361 (17) | 12. Joe Montana40,551 (15) |
| *3. Peyton Manning54,828 (13) | 13. Johnny Unitas40,239 (18) |
| 4. John Elway51,475 (16) | *14. Tom Brady39,979 (12) |
| 5. Warren Moon49,325 (17) | 15. Dave Krieg38,151 (19) |
| 6. Fran Tarkenton47,003 (18) | 16. Boomer Esiason37,920 (14) |
| 7. Vinny Testaverde46,233 (21) | *17. Donovan McNabb37,276 (13) |
| 8. Drew Bledsoe44,611 (14) | 18. Jim Kelly35,467 (11) |
| 9. Dan Fouts43,040 (15) | 19. Jim Everett34,837 (12) |
| *10. Kerry Collins40,922 (17) | 20. Jim Hart34,665 (19) |

() - number of years played

* - active players in 2011

Marino reached the 40,000 and 30,000 yards passing plateaus faster than any quarterback in NFL history . . . In 1984, Marino set an NFL record for most yards passing in a single season with 5,084 yards . . . He broke the former record of 4,802 yards passing, which was set by Dan Fouts of the San Diego Chargers in 1981 . . . Marino's record was broken by Drew Brees of the New Orleans Saints in 2011 (5,576 yards passing) . . . Brees (2008, 2011), Marino, Aaron Rodgers of the Green Bay Packers (2011) and Matthew Stafford of the Detroit Lions (2011) are the only quarterbacks in NFL history to throw for 5,000 or more yards . . . Marino (1984-86, 1988, 1992, 1994), Peyton Manning (1999-2004, 2006-10) and Brett Favre (1995, 1998-99, 2004, 2007, 2009) are the only quarterbacks in NFL history to have six or more 4,000-yard seasons . . . Marino passed for 3,000 or more yards 13 times (1984-92, 1994-95, 1997-98) in his 17 seasons in the NFL and is tied for second with Peyton Manning (1998-2010) behind Brett Favre (1992-2009) for the most 3,000-yard seasons in NFL history . . . Favre broke Marino's record in 2005 . . . Marino led the NFL in passing yards five times during a season, having accomplished that feat in 1984-86, 1988, and 1992 . . . Marino tied the NFL record for most seasons leading the league in passing yardage (five) with Sonny Jurgensen (1961-62, 1966-67, 1969) . . . Marino had 13 career 400-yard games (15, including playoffs) and the Dolphins were 8-5 in those 13 games (9-6 overall, including the playoffs) . . . Marino had 63 career regular season 300-yard games (67, including playoffs), and the Dolphins were 37-26 in those 63 300-yard games (38-29 overall, including playoffs) . . . Marino's 63 career 300-yard passing games extended his own NFL record for most career 300-yard passing games until it was broken by Manning in 2010 . . . Marino owns the top 11 and 36 of the top 50 passing yardage games in Dolphins history as well as 67 of the 96 300-yard passing games in club history . . .

TOUCHDOWN PASSES: Marino's first touchdown pass on November 26, 1995 at Indianapolis, a six-yard TD pass to Keith Byars with 13:54 elapsed in the second quarter, was Marino's 343rd TD pass of his career, breaking Fran Tarkenton's former NFL record of most career touchdown passes (342), making Marino the league's all-time leader in career TD passes until Brett Favre broke his record in 2007 . . . Marino recorded 420 touchdown passes in his career, ranking second in NFL history:

NFL CAREER PASSING TOUCHDOWN LEADERS

| | |
|------------------------------------|-----------------------------------|
| *1. Brett Favre508 (20) | 11. Joe Montana273 (15) |
| 2. DAN MARINO420 (17) | 12. Dave Krieg261 (19) |
| *3. Peyton Manning399 (13) | 13. Sonny Jurgensen255 (18) |
| 4. Fran Tarkenton342 (18) | 14. Dan Fouts254 (15) |
| *5. Tom Brady300 (12) | 15. Drew Bledsoe251 (14) |
| John Elway300 (16) | 16. Boomer Esiason247 (14) |
| 7. Warren Moon291 (17) | 17. John Hadl244 (16) |
| 8. Johnny Unitas290 (18) | 18. Len Dawson239 (19) |
| *9. Drew Brees281 (11) | 19. Jim Kelly237 (11) |
| 10. Vinny Testaverde275 (21) | 20. George Blanda236 (26) |

() - number of years played

* - active players in 2011

Marino reached the 200 touchdown passes plateau faster than any quarterback in NFL history and is tied with Peyton Manning for the fastest to reach 300 TD passes . . . In his career Marino threw at least one TD pass in 203 of his 242 regular-season games as well as in 16 of his 18 playoff games (219 of 260 overall) . . . Marino had six career games of throwing five or more

touchdown passes, and the Dolphins were 4-2 in those contests . . . Marino had 21 career games passing for four or more touchdowns, and he was 16-5 in those 21 contests . . . Overall in his career he threw three or more touchdowns in 62 games (67, including playoffs), and he was 41-21 in those contests (44-23 including post-season games) . . . Marino threw for 20 or more TD passes in 13 of his 17 years in the NFL . . . The only seasons when he failed to reach 20 TD passes came in 1999, 1997, 1996 and in 1993, a season when he played only five games due to injury . . . By throwing for 20 touchdown passes in 1998, he extended his own NFL record for most years throwing for 20 or more touchdown passes to 13 seasons, a record that Favre broke in 2008 . . . Marino and Peyton Manning are the only players in NFL history to throw 20 or more touchdown passes in their first ten NFL seasons and is one of three players (along with Manning and Brett Favre) to throw 20 or more TD passes in ten consecutive seasons . . . Four times in his career (1984-86, 1994) Marino threw for 30 or more touchdowns, and he is tied for third along with Drew Brees (2008-11) behind Manning (six, 2000, 2004, 2006-07, 2009-10) and Brett Favre (nine, 1994-98, 2001, 2003-04, 2009) for the NFL record of most seasons throwing 30 or more touchdown passes . . . Marino is the only QB to throw 40 or more touchdowns in two different seasons (1984, 1986) . . . In 1984, Marino threw for 48 touchdown passes, breaking the former NFL record of 36 TD passes that was set by George Blanda of the Houston Oilers in 1961 and tied by Y.A. Tittle of the New York Giants in 1963 . . . Marino's record was broken by Peyton Manning of the Indianapolis Colts, who threw for 49 touchdown in 2004 . . .

NFL RECORDS: Overall, Marino holds seven NFL regular season records and is tied for five others . . . In addition to the above records, Marino holds NFL single-season records for yards (5,084 in 1984) . . . Having led the NFL in attempts in 1984, 1986, 1988, 1992, and 1997, Marino set a new NFL record for most seasons leading the league in pass attempts (five) . . . Having led the NFL in completions from 1984-86, 1988, 1992 and 1997, Marino set a new NFL record for most seasons leading the league in pass completions (six) . . . Marino and George Blanda (1963-65) are the only QBs to lead the NFL in completions three consecutive years . . . Having led the NFL in passing yards from 1984-86, 1988 and 1992, Marino joined Sonny Jurgensen as the only players to have led the NFL in passing yards in five seasons, and only Dan Fouts (1979-82) has led the league longer consecutively in yardage (four seasons) . . .

COMEBACKS: Over the course of Marino's 17-year career with the Dolphins, he brought the team back from a fourth quarter deficit a total of 37 times, with 21 fourth quarter triumphs at home and 16 on the road . . . Included in that total were three playoff games in which Marino led Miami back in the fourth quarter . . . With 37 fourth quarter comeback victories, Marino ranks second in that category: Denver's John Elway has 43 final period come-from-behind wins . . . In Marino's 37 career fourth quarter comebacks, he completed 280 of 441 passes (63.5%) for 3,710 yards with 29 touchdowns and eight INTs in the final stanza for a rating of 104.4 . . .

NFL ALL-TIME FOURTH QUARTER COMEBACK DRIVES

| PLAYER | TEAMS | FOURTH QUARTER COMEBACK DRIVES |
|----------------------|---------------------------------|--------------------------------|
| 1. John Elway | Denver | 43 |
| 2. DAN MARINO | MIAMI | 37 |
| 3. Peyton Manning | Indianapolis | 35 |
| 4. Joe Montana | San Francisco, Kansas City | 31 |
| 5. Brett Favre | Green Bay, N.Y. Jets, Minnesota | 28 |
| 6. Jim Kelly | Buffalo | 24 |

MAN OF THE YEAR AWARD: On January 28, 1999, Marino was named as the 1998 Sprint/NFL Man of the Year . . . It is the only league-sponsored award that recognizes player community service as well as excellence on the field . . . Off the field, Marino established the Dan Marino Foundation, which was created to benefit children's charities in South Florida . . . Marino became the second Dolphin player to win the NFL Man of the Year Award; Dwight Stephenson won that honor in 1985 and Jason Taylor became the third Dolphin to win that award in 2007 . . .

PRO BOWL: Marino was selected to nine Pro Bowls (1983-87, 1991-92, 1994-95), including seven as a starter (1983-86, 1992, 1994-95), but due to injuries he was able to play in only two games (1984, 1992) . . . Marino's nine Pro Bowl selections set a Dolphins record for most career selections, surpassing the former record of six selections that had previously been set by quarterback Bob Griese (1970-71, 1973-74, 1977-78), center Jim Langer (1973-78), and guard Bob Kuechenberg (1974-75, 1977-78, 1982-83) . . . Marino's seven Pro Bowl starts set a Dolphins record for career starts, surpassing the former record of five starts that had previously been set by Langer (1973-77) . . . Marino was first selected to the AFC Pro Bowl squad following his rookie season of 1983.

PERSONAL

Married to Claire (1/30/85), Marino and his wife have six children, Daniel Charles (9/4/86), Michael Joseph (5/18/88), Joseph Donald (7/26/89), Alexandra Claire (5/13/92), Niki Lin (12/15/96) and Lia (7/12/95) and reside in Fort Lauderdale . . . Finished his tenth year as a studio analyst for CBS' "The NFL Today" . . . Played himself in movie "Ace Ventura: Pet Detective," which starred Jim Carrey, Sean Young and Courtney Cox and was one of the most popular films in 1994 . . . Appeared in 1998 movie "Holy Man", that starred Eddie Murphy . . . Appears in music video by Hootie and the Blowfish for song, "Only Wanna Be With You" . . . Established the Dan Marino Foundation, which helps support many South Florida charities . . . He also raised funds for his foundation through the "Touchdown for Tots" program, which raised more than \$830,000 since its inception . . . As a sponsor of his own program, Marino donated \$500 for every touchdown he threw . . . Sponsors an annual golf tournament in February in Miami for the benefit of the Dan Marino Foundation, which in 2011 raised more than \$400,000 . . . Helped create Miami Children's Hospital Dan Marino Center in Weston that opened in 1998 and offers comprehensive health care to children with chronic medical needs . . . Named as Sprint/NFL Man of the Year in 1998 . . . Named Miami Dolphins NFL Man of the Year each year from 1996-98 . . . In 1998, served as one of three NFL representatives appearing in a national public service announcement in honor of the NFL's 25-year partnership with the United Way . . . Had a street (Dan Marino Boulevard) named after him next to Sun Life Stadium . . . Had his neighborhood field in Pittsburgh named "Dan Marino Field" in March, 1990 . . . Was the No. 1 selection in the inaugural United States Football League draft in 1983, being chosen by the Los Angeles Express . . . Had been a fourth-round choice of baseball's Kansas City Royals in 1979 . . . Attended Central Catholic High School in Pittsburgh, lettering in football and baseball . . . Full name is Daniel Constantine Marino, Jr., born September 15, 1961 in Pittsburgh, Pa.

DAN MARINO'S CAREER REGULAR SEASON STATISTICS

| YEAR | TEAM | G-S | ATT. | COMP. | YDS. | PCT. | TD | INT. | LG | TKLD. | RATE |
|-----------------------|-------|----------------|-------------|-------------|--------------|-------------|------------|------------|------------|-----------------|-------------|
| 1983 | Miami | 11-9 | 296 | 173 | 2210 | 58.4 | 20 | 6 | 85t | 10/80 | 96.0 |
| 1984 | Miami | 16-16 | 564 | 362 | 5084 | 64.2 | 48 | 17 | 80t | 13/120 | 108.9 |
| 1985 | Miami | 16-16 | 567 | 336 | 4137 | 59.3 | 30 | 21 | 73t | 18/157 | 84.1 |
| 1986 | Miami | 16-16 | 623 | 378 | 4746 | 60.7 | 44 | 23 | 85t | 17/119 | 92.5 |
| 1987 | Miami | 12-12 | 444 | 263 | 3245 | 59.2 | 26 | 13 | 59t | 9/77 | 89.2 |
| 1988 | Miami | 16-16 | 606 | 354 | 4434 | 58.4 | 28 | 23 | 80t | 6/31 | 80.8 |
| 1989 | Miami | 16-16 | 550 | 308 | 3997 | 56.0 | 24 | 22 | 78t | 10/86 | 76.9 |
| 1990 | Miami | 16-16 | 531 | 306 | 3563 | 57.6 | 21 | 11 | 69t | 15/90 | 82.6 |
| 1991 | Miami | 16-16 | 549 | 318 | 3970 | 57.9 | 25 | 13 | 54t | 27/182 | 85.8 |
| 1992 | Miami | 16-16 | 554 | 330 | 4116 | 59.6 | 24 | 16 | 62t | 28/173 | 85.1 |
| 1993 | Miami | 5-5 | 150 | 91 | 1218 | 60.7 | 8 | 3 | 80t | 7/42 | 95.9 |
| 1994 | Miami | 16-16 | 615 | 385 | 4453 | 62.6 | 30 | 17 | 64t | 17/113 | 89.2 |
| 1995 | Miami | 14-14 | 482 | 309 | 3668 | 64.1 | 24 | 15 | 67t | 22/153 | 90.8 |
| 1996 | Miami | 13-13 | 373 | 221 | 2795 | 59.2 | 17 | 9 | 74t | 18/131 | 87.8 |
| 1997 | Miami | 16-16 | 548 | 319 | 3780 | 58.2 | 16 | 11 | 55 | 20/142 | 80.7 |
| 1998 | Miami | 16-16 | 537 | 310 | 3497 | 57.7 | 23 | 15 | 61t | 23/178 | 80.0 |
| 1999 | Miami | 11-11 | 369 | 204 | 2448 | 55.3 | 12 | 17 | 62 | 9/66 | 67.4 |
| 17-YEAR TOTALS | | 242-240 | 8358 | 4967 | 61361 | 59.4 | 420 | 252 | 85t | 269/1940 | 86.4 |

DAN MARINO'S CAREER PLAYOFF STATISTICS

| YEAR | TEAM | G-S | ATT. | COMP. | YDS. | PCT. | TD | INT. | LG | TKLD. | RATE |
|-----------------------|-------|--------------|------------|------------|-------------|-------------|-----------|-----------|------------|---------------|-------------|
| 1983 | Miami | 1-1 | 25 | 15 | 193 | 60.0 | 2 | 2 | 32t | 0/0 | 77.6 |
| 1984 | Miami | 3-3 | 116 | 71 | 1001 | 61.2 | 8 | 5 | 41t | 4/29 | 94.1 |
| 1985 | Miami | 2-2 | 93 | 45 | 486 | 48.4 | 3 | 3 | 39t | 1/14 | 61.5 |
| 1990 | Miami | 2-2 | 79 | 42 | 544 | 53.2 | 5 | 2 | 64t | 2/8 | 85.6 |
| 1992 | Miami | 2-2 | 74 | 39 | 435 | 52.7 | 4 | 2 | 30t | 4/25 | 77.3 |
| 1994 | Miami | 2-2 | 67 | 46 | 519 | 68.7 | 5 | 0 | 31t | 2/13 | 116.4 |
| 1995 | Miami | 1-1 | 64 | 33 | 422 | 51.6 | 2 | 3 | 45t | 0/0 | 63.4 |
| 1997 | Miami | 1-1 | 43 | 17 | 141 | 39.5 | 0 | 2 | 42 | 4/21 | 29.3 |
| 1998 | Miami | 2-2 | 71 | 49 | 478 | 69.0 | 1 | 3 | 56 | 2/12 | 74.7 |
| 1999 | Miami | 2-2 | 55 | 28 | 291 | 50.9 | 2 | 2 | 27 | 3/19 | 63.5 |
| PLAYOFF TOTALS | | 18-18 | 687 | 385 | 4510 | 56.0 | 32 | 24 | 64t | 22/141 | 77.1 |

ADDITIONAL STATS

Rushing: 28 for 45 yards, 1.6 avg., long 15, 2 TDs in 1983; 28 for -7 yards, -.3 avg., long 10 in 1984; 26 for -24 yards, -.9 avg., long 2 in 1985; 12 for -3 yards, -.3 avg., long 13 in 1986; 12 for -5 yards, -.4 avg., long 5t, 1 TD in 1987; 20 for -17 yards, -.9 avg., long 6 in 1988; 14 for -7 yards, -.5 avg., long 2, 2 TDs in 1989; 16 for 29 yards, 1.8 avg., long 15 in 1990; 27 for 32 yards, 1.2 avg., long 11, 1 TD in 1991; 20 for 66 yards, 3.3 avg., long 12 in 1992; 9 for -4 yards, -.4 avg., long 4t, 1 TD in 1993; 23 for -6 yards, -.3 avg., long 10, 1 TD in 1994, 11 for 14 yards, 1.3 avg., long 12 in 1995; 11 for -3, -0.3 avg., long 7 in 1996; 18 for -14 yards, -.8 avg., long 1 in 1997; 21 for -3 yards, -0.1 avg., long 10, 1 TD in 1998; 6 for -6 yards, -1.0 avg., long 0 in 1999 for total of 302 for 87 yards, 0.3 avg., long 15, 9 TDs (P-15 for 0 yard, 0.0 avg., long 5, 1 TD)

Receiving: 1 for -6 yards in 1995

Miscellaneous Tackles: 2 in 1984, 1 in 1988, 2 in 1989, 1 in 1990, 1 in 1992 for total of 7

Fumble Recoveries: 1 in 1988

MARINO'S NFL RECORDS

| | |
|--|----------------------------------|
| Most Games, 400 or more Yards Passing, Career: | 13 |
| Most Games, 400 or more Yards Passing, Season: | 4 in 1984 |
| Most Seasons Leading League, Attempts | 5 (1984, 1986, 1988, 1992, 1997) |
| Most Seasons Leading League, Completions | 6 (1984-86, 1988, 1992, 1997) |
| Most Seasons, 40 or more Touchdown Passes: | 2 (1984, 1986) |
| 100 TD Passes in Fewest Amount of Games to Start Career: | 44 (9/7/86 at S.D.) |
| 200 TD passes in Fewest Amount of Games to Start Career: | 89 (9/17/89 at N.E.) |


(Records Tied For)

| | |
|--|--|
| Most Seasons Leading League, Yards Gained: | 5 (1984-86, 1988, 1992) with Sonny Jurgensen (Philadelphia, 1961-62; Washington, 1966-67, 1969) |
| Most Consecutive Seasons Leading League, Completions: | 3 (1984-86) with George Blanda (Houston, 1963-65) |
| Most Consecutive Games, 400 or more Yards Passing: | 2 (1984) with Dan Fouts (San Diego, 1982), Phil Simms (N.Y. Giants, 1985), Billy Volek (Tennessee, 2004) and Matt Cassel (New England, 2008) |
| Most Games, Four or more Touchdown Passes, Season: | 6 in 1984 with Peyton Manning (Indianapolis, 2004) |
| 300 TD passes in Fewest Amount of Games to Start Career: | 157 (9/4/94 vs. New England) with Peyton Manning (Indianapolis, 12/9/07 at Baltimore) |




GALLERY OF LEGENDS

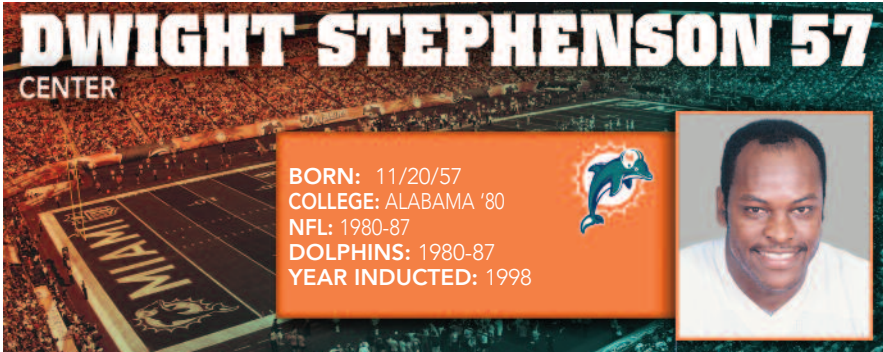
On Wednesday, November 2, 2005, the "Gallery of Legends" made its public debut at Dolphin Stadium. Located at Gate D on the Club Level of the stadium, the Gallery is a tribute to the history of Miami Dolphins football. Special exhibits were created to track the team's history, from its inception in 1966 to the present. Features include Dolphins memorabilia and photographs, as well as elements of life in South Florida and a Dan Marino timeline through those years. It also consists of such artifacts as the chairs the players used for meetings at St. Thomas University, in addition to the office desk utilized by Hall of Fame Head Coach Don Shula.



Coach Don Shula's desk





Meeting room desks and projector



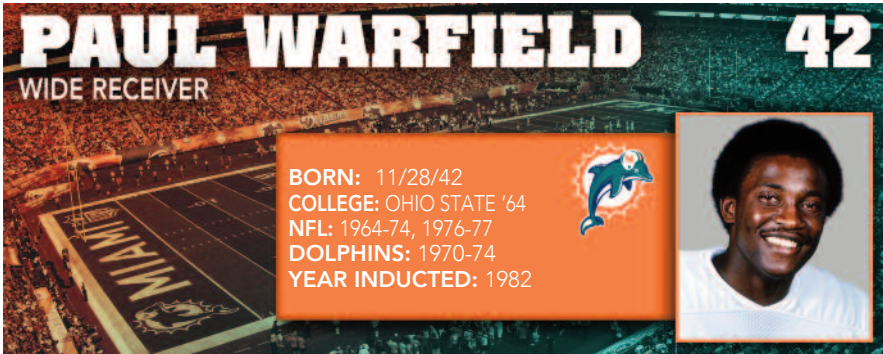
DWIGHT STEPHENSON 57

CENTER

BORN: 11/20/57
COLLEGE: ALABAMA '80
NFL: 1980-87
DOLPHINS: 1980-87
YEAR INDUCTED: 1998



Dwight Stephenson spent his entire career with the Dolphins, and was considered by many to be the “best at his position ever” in the NFL. He was selected to five straight Pro Bowls (1983-87), and earned starting honors in four of those contests (1983-86). His four Pro Bowl starts is tied for the fourth-most in team history. Stephenson anchored an offensive line which allowed the fewest sacks in the NFL each of his seasons as a starter and enabled Miami quarterback Dan Marino to set numerous passing records. His playing career ended prematurely after suffering torn anterior cruciate and lateral collateral ligaments in his left knee against the New York Jets on December 7, 1987, when he was hit unexpectedly by Marty Lyons on a New York fumble return. Stephenson’s greatest honor during his playing days came in 1985 when he was selected as the Miller Lite/NFL Man of the Year for his work in charity and community projects, the first Dolphin to win that award. Stephenson also served as an Assistant Offensive Line Coach on Don Shula’s Dolphins staff in 1992. Before joining the Dolphins as a second-round draft choice in 1980, he had an outstanding college career at Alabama, where he was called “the greatest center I have ever coached” by the late Paul “Bear” Bryant. He was elected to the Pro Football Hall of Fame in his sixth year of eligibility after having been a finalist on five occasions. In 1990, he also was voted as the center on the Dolphins’ Silver Anniversary all-time team, and on December 12, 1994, he was enshrined on the Dolphin Honor Roll at Sun Life Stadium. He also was a charter inductee in the Dolphins’ Walk of Fame on December 4, 2011.



PAUL WARFIELD 42

WIDE RECEIVER

BORN: 11/28/42
COLLEGE: OHIO STATE '64
NFL: 1964-74, 1976-77
DOLPHINS: 1970-74
YEAR INDUCTED: 1982

Paul Warfield sandwiched two stints with the Cleveland Browns (1964-69 and 1976-77) around a five-year career with the Dolphins. After spending his first six seasons in the NFL with the Browns, Warfield was acquired by Miami in January of 1970 in exchange for a first-round pick in the upcoming draft. In his five seasons with the Dolphins, Warfield had 156 receptions for 3,355 yards (21.5 average) and 33 TDs. When he left Miami following the 1974 season, Warfield ranked first on the team’s career receiving yards and receiving touchdowns lists, while he was third on the Dolphins all-time record for receptions. His 21.5 average per reception is still the highest in Miami history. His career receiving totals in the NFL are 427 receptions for 8,565 yards (20.1 average) and 85 TDs. At the time of his retirement following the 1977 season, Warfield’s career catches were tied for the 17th most in NFL history, his career receiving yards were the sixth-most and his 85 touchdown catches were tied for the third-highest total in the league’s history. A member of both the ‘72 and ‘73 Super Bowl championship teams, he was selected to


play in the Pro Bowl all five years he was with the Dolphins (once as a starter), in addition to being named to three Pro Bowl squads with the Browns. Warfield, one of two Dolphins (along with Mark Ingram) in the team's history to score four touchdowns in one game, also played one season with the Memphis Southern of the World Football League (1975) before finishing his career with Cleveland. He was elected to the Hall of Fame in his first year of eligibility. In 1990, he also was voted as a wide receiver on the Dolphins' Silver Anniversary all-time team, and on November 19, 1990, he was enshrined on the Dolphin Honor Roll at Sun Life Stadium. He also was a charter inductee in the Dolphins' Walk of Fame on December 4, 2011.

PAUL WARFIELD'S CAREER STATISTICS

| YEAR | TEAM | G-S | NO. | YDS. | AVG. | LG | TD |
|---------------------------|-----------|---------------|------------|-------------|-------------|------------|-----------|
| 1964 | Cleveland | 14-NA | 52 | 920 | 17.7 | 62t | 9 |
| 1965 | Cleveland | 1-NA | 3 | 30 | 10.0 | 13 | 0 |
| 1966 | Cleveland | 14-NA | 36 | 741 | 20.6 | 51 | 5 |
| 1967 | Cleveland | 14-NA | 32 | 702 | 21.9 | 49t | 8 |
| 1968 | Cleveland | 14-NA | 50 | 1067 | 21.3 | 65t | 12 |
| 1969 | Cleveland | 11-NA | 42 | 886 | 21.1 | 82t | 10 |
| 1970 | Miami | 14-14 | 28 | 703 | 25.1 | 54 | 6 |
| 1971 | Miami | 12-11 | 43 | 996 | 23.2 | 86t | 11 |
| 1972 | Miami | 14-14 | 29 | 606 | 20.9 | 47 | 3 |
| 1973 | Miami | 14-14 | 29 | 514 | 17.7 | 45 | 11 |
| 1974 | Miami | 14-14 | 27 | 536 | 19.9 | 54 | 2 |
| 1975 | Memphis* | 10-NA | 25 | 422 | 16.9 | 44t | 3 |
| 1976 | Cleveland | 14-14 | 38 | 613 | 16.1 | 37t | 6 |
| 1977 | Cleveland | 14-9 | 18 | 251 | 13.9 | 52t | 2 |
| MIAMI TOTALS | | 68-67 | 156 | 3355 | 21.5 | 86t | 33 |
| CLEVELAND TOTALS | | 96-NA | 271 | 5210 | 19.2 | 82t | 52 |
| NFL TOTALS | | 164-NA | 427 | 8565 | 20.1 | 86t | 85 |
| MIAMI PLAYOFFS | | 11-11 | 34 | 717 | 21.1 | 75t | 4 |
| CLEVELAND PLAYOFFS | | 7-7 | 24 | 404 | 16.8 | 56 | 1 |
| PLAYOFF TOTALS | | 18-18 | 58 | 1121 | 19.3 | 75t | 5 |

*stats with WFL Memphis not included in career totals

OTHER DOLPHINS HALL OF FAMERS



THURMAN THOMAS

RUNNING BACK
NFL CAREER: 1988-2000

YEAR INDUCTED: 2007
DOLPHINS: 2000


A second-round draft choice of Buffalo in 1988, Thurman Thomas went on to enjoy a stellar 13-year NFL career (1988-2000), the first 12 with the Bills. He was a critical component that catapulted Buffalo to an unprecedented four straight Super Bowl appearances, following the 1990-93 seasons.

Thomas concluded his career as a Dolphin after signing with the team as a free agent on March 7, 2000. He played in nine games that season and rushed for 136 yards on 28 carries and caught 16 passes for 117 yards and a TD. He sustained a career-ending knee injury in a game at San Diego on November 12, 2000.

Thomas' career regular season statistics include 12,074 rushing yards and 65 touchdowns on 2,877 attempts, and 472 receptions for 4,458 yards and 23 touchdowns. At the time of his retirement following the 2000 season, his rushing yardage total ranked ninth in NFL annals while his 16,532 total yards from scrimmage were sixth-most and fifth among running backs. He was named to the NFL's All-Decade Team of the 1990s, was selected as a first- or second-team All-Pro five times and was voted to the Pro Bowl five straight years. His election into the Pro Football Hall of Fame was announced on February 2, 2007 in Miami.

A native of Houston, Texas, Thomas played collegiately at Oklahoma State.

DOLPHINS RETIRED JERSEYS



BOB GRIESE

#12

Bob Griese's No. 12 jersey became the first Dolphin number to be retired, on May 6, 1982, in ceremonies at the Dolphins' annual awards banquet.

No other player in the history of the Dolphins, either before or after Griese, wore No. 12 in regular season play.

Griese was further recognized when he was elected to the Pro Football Hall of Fame in 1990.

For a full bio of Griese, please see the Hall of Fame section of the media guide.



DAN MARINO

#13

Dan Marino's No. 13 jersey became the second Dolphin uniform number to be retired, on Sunday, September 17, 2000, at halftime of the Dolphins-Baltimore Ravens game at Sun Life Stadium. He was also inducted into the Dolphin Honor Roll on that date. Marino was further honored when he was elected to the Pro Football Hall of Fame in 2005.

The only other Dolphin player to wear No. 13 was safety Jake Scott, who wore that number from 1970 through 1975.

For a full bio of Marino, please see the Hall of Fame section of the media guide.



LARRY CSONKA

#39

Larry Csonka's jersey No. 39 became the third number in club history to be retired, during halftime ceremonies of the Dolphins' game against the Chicago Bears at Sun Life Stadium on December 9, 2002.

No player other than Csonka ever wore No. 39 in regular season play. Csonka wore that number in his eight years with the Dolphins, from 1968 through 1974 and again in 1979.

Csonka also was honored when he was elected to the Pro Football Hall of Fame in 1987.

For a full bio of Csonka, please see the Hall of Fame section of the media guide.

ALL-TIME ROSTER

(1966-11 - Players must participate in at least one regular-season game to qualify)

HEAD COACHES

| | | |
|-----------------|--------------|---------|
| Bates, Jim | Tennessee | 2004 |
| Bowles, Todd | Temple | 2011 |
| Cameron, Cam | Indiana | 2007 |
| Johnson, Jimmy | Arkansas | 1996-99 |
| Saban, Nick | Kent State | 2005-06 |
| Shula, Don | John Carroll | 1970-95 |
| Sparano, Tony | New Haven | 2008-11 |
| Wannstedt, Dave | Pittsburgh | 2000-04 |
| Wilson, George | Northwestern | 1966-69 |

ASSISTANT COACHES

| | | | |
|----------------------|----------------------|--|----------------|
| Armstrong, Keith | Temple | Special Teams | 2001-07 |
| Arnsperger, Bill | Miami (Ohio) | Defense, Linebackers | 1970-72 |
| | | Ass't Head Coach/Defense | 1973, 1976-83 |
| Baggett, Charlie | Michigan State | Ass't Head Coach/Offense/WRs | 2005-06 |
| Bates, Jim | Tennessee | Defensive Coordinator | 2000-04 |
| Beightol, Larry | Catawba | Ass't Head Coach/Offensive Line | 1996-97 |
| | | Offensive Line | 1998 |
| Bingaman, Les | Illinois | Defensive Line | 1966-69 |
| Blevins, Doug | E. Tennessee State | Kicking | 1997-02 |
| Bonamego, John | Central Michigan | Special Teams Coordinator | 2008-10 |
| Boudreau, Paul | Boston College | Offensive Line | 1999-00 |
| Bowles, Todd | Temple | Ass't Head Coach/Secondary | 2008-11 |
| Brooks, Clarence | Massachusetts | Defensive Line | 2000-04 |
| Brown, Kippy | Memphis | Running Backs | 1996-97 |
| | | Offensive Coordinator | 1998-99 |
| Bush, Steve | S. Connecticut State | Offensive Quality Control | 2008-10 |
| | | Wide Receivers | 2011 |
| Campbell, Dan | Texas A&M | Coaching Intern/Offense | 2010 |
| | | Tight Ends | 2011 |
| Capers, Dom | Mount Union | Special Ass't to the Head Coach | 2006 |
| | | Defensive Coordinator | 2007 |
| Clark, Monte | Southern California | Offensive Line | 1970-73 |
| | | Offense | 1974 |
| | | Offense/Offensive Line, Run Offense | 1975 |
| | | Offensive Line | 1995 |
| Coley, James | Florida State | Offensive Assistant | 2005 |
| | | Offensive Quality Control | 2006 |
| Collier, Joel | Northern Colorado | Staff Assistant | 1994 |
| | | Defensive Staff Assistant | 1995-97 |
| | | Running Backs | 1998-04 |
| Corrao, David | Arizona | Defensive Quality Control | 2008-09 |
| | | Defensive Quality Control/Ass't LBs | 2010-11 |
| Costello, Vince | Ohio University | Defense | 1974 |
| Cox, Bryan | Western Illinois | Pass Rush | 2011 |
| Craig, Dameyune | Auburn | Special Teams Assistant | 2005 |
| Crosby, Steve | Fort Hays State | Special Teams | 1979-82 |
| Daboll, Brian | Rochester | Offensive Coordinator | 2011 |
| Danna, Joe | Central Michigan | Assistant Secondary | 2010-11 |
| Davis, Bo | Louisiana State | Assistant Strength and Conditioning/ | |
| | | Assist with the Defensive Line | 2006 |
| Davis, Tim | Utah | Assistant Offensive Line | 2005-07 |
| DeGuglielmo, Dave | Boston University | Offensive Line | 2009-11 |
| DeLeone, George | Connecticut | Tight Ends | 2008-10 |
| Dellenbach, Jeff | Wisconsin | Fellowship Coach-Offense/Special Teams | 2004 |
| Doll, Don | Southern California | Linebackers, Pass Defense | 1975-76 |
| Dooley, Derek | Virginia | Tight Ends | 2005-06 |
| Dorrell, Karl | UCLA | Wide Receivers | 2008-10 |
| | | Quarterbacks | 2011 |
| Dumas, Michael | Indiana | Defensive Secondary Coaches Ass't | 2007 |
| Edwards, George | Duke | Linebackers | 2005-07 |
| | | Inside Linebackers | 2008-09 |
| English, Wally | Louisville | Quarterbacks, Receivers | 1981-82 |

| | | | |
|----------------------|----------------------|--|-------------|
| Fears, Eric | Virginia | Ass't Strength and Conditioning | 2004-05 |
| Fipp, Dave | Arizona | Assistant Special Teams | 2011 |
| Foerster, Chris | Colorado State | Offensive Coordinator | 2004 |
| Ford, Robert | Houston | Wide Receivers | 1998-03 |
| Gayley, Chan | Florida | Offensive Coordinator | 2000-01 |
| Gamble, John | Hampton Institute | Strength | 1994-95 |
| | | Strength and Conditioning | 1996-05 |
| | | Director of Player Development/ Special Ass't to the Head Coach | 2006 |
| Garrett, Jason | Princeton | Quarterbacks | 2005-06 |
| Garrett, Judd | Princeton | Offensive Assistant | 2000 |
| | | Offensive Quality Control | 2001-02, 05 |
| | | Offensive Quality Control/QBs | 2003 |
| | | Offensive Quality Control/WRs | 2004 |
| Godette, Cary | East Carolina | Defensive Line | 1996-99 |
| Greene, Joe | North Texas State | Defensive Line | 1992-95 |
| Hefferle, Ernie | Duquesne | Offensive Line | 1966-69 |
| Henning, Dan | William & Mary | Quarterbacks, Receivers | 1979-80 |
| | | Offensive Coordinator | 2008-10 |
| Hill, Bert | Auburn-Montgomery | Assoc. Strength and Conditioning | 2005 |
| | | Strength and Conditioning | 2006 |
| Hill, George | Denison | Linebackers | 1989-95 |
| | | Defensive Coord./Linebackers | 1996-99 |
| Hilliard, Ike | Florida | Assistant Wide Receivers | 2011 |
| Hoffman, Steve | Dickinson | Assistant Special Teams | 2007 |
| | | Kicking | 2008 |
| Houck, Hudson | Southern California | Offensive Line | 2005-07 |
| Idzik, John | Maryland | Offensive Backs | 1966-69 |
| Jackson, Bobby | Samford | Running Backs | 2007 |
| Jones, Pat | Arkansas | Tight Ends | 1996-03 |
| Jones, Travis | Georgia | Assistant Defensive Line | 2005 |
| | | Outside Linebackers | 2006 |
| | | Defensive Line (Ends) | 2007 |
| Keane, Tom | West Virginia | Defensive Backs | 1966-75 |
| | | Defensive Backs, Punting | 1976-84 |
| | | Special Teams | 1985 |
| Koenning, Les | Texas | Offensive Staff Assistant | 1997 |
| Krein, Darren | Miami (Fla.) | Strength and Conditioning | 2011 |
| Lee, David | Vanderbilt | Quarterbacks | 2008-10 |
| Lewis, Bill | East Stroudsburg | Defensive Nickel Package | 1996-04 |
| Linehan, Scott | Idaho | Offensive Coordinator | 2005 |
| Marcus, Evan | Ithaca | Strength and Conditioning | 2008-10 |
| Marshall, Marvin | South Carolina State | Offensive Quality Control | 2007 |
| Maser, Mike | Buffalo | Offensive Line | 2008 |
| Matheson, Bob | Duke | Special Teams | 1983 |
| | | Special Teams, Linebackers | 1984 |
| | | Linebackers | 1985-86 |
| Maxie, Brett | Texas Southern | Secondary (Safeties) | 2007 |
| McGeorge, Rich | Elon | Ass't Offensive Line, Tight Ends | 1993-95 |
| | | Assistant Offensive Line | 1996-99 |
| McPeak, Bill | Pittsburgh | Offense | 1973-74 |
| Mularkey, Mike | Florida | Offensive Coordinator | 2006 |
| | | Tight Ends | 2007 |
| Muschamp, Will | Georgia | Assistant Head Coach/Defense | 2005 |
| Nathan, Tony | Alabama | Coaches' Assistant | 1989-92 |
| | | Offensive Backs | 1993-95 |
| Nixon, Jeff | Penn State | Running Backs | 2011 |
| Nolan, Mike | Oregon | Defensive Coordinator | 2010-11 |
| Nunn, Robert | Oklahoma State | Ass't Defensive Line/Def. Ass't | 2000 |
| | | Ass't Def. Line/Def. Qual. Control | 2001-02 |
| Ohr, Brad | Appalachian State | Ass't Strength and Conditioning | 2007 |
| Olivadotti, Tom | Upsala | Defense | 1987-95 |
| Parmalee, Bernie | Ball State | Assistant Special Teams | 2002 |
| | | Ass't Special Teams/Off. Ass't | 2003 |
| | | Tight Ends | 2004 |
| Pasqualoni, Paul | Penn State | Defensive Coordinator | 2008-09 |
| Pelligrini, Bob | Maryland | Linebackers | 1966-67 |
| Phillips, Mel | North Carolina A&T | Defensive Backs | 1985-95 |
| | | Secondary | 1996-06 |
| | | Secondary (Cornerbacks) | 2007 |

| | | | |
|-------------------------|----------------------|--|----------------|
| Pires, Glenn | Springfield College | Assistant Defensive Line | 2003-04 |
| | | Defensive Quality Control | 2005-06 |
| | | Assistant Linebackers | 2007 |
| Puloka, Dave | Holy Cross | Ass't Strength and Conditioning | 2008-11 |
| Quinn, Dan | Salisbury | Defensive Line | 2005-06 |
| Reid, Jim | Maine | Outside Linebackers | 2008-09 |
| Reynolds, Diron | Wake Forest | Defensive Line (Tackles) | 2007 |
| Rizzi, Darren | Rhode Island | Ass't Special Teams | 2009-10 |
| | | Special Teams | 2010-11 |
| Robiskie, Terry | Louisiana State | Wide Receivers | 2007 |
| Rodgers, Kacy | Tennessee | Defensive Line | 2008-11 |
| Roll, Brad | Stephen F. Austin | Ass't Strength and Conditioning | 1996-03 |
| Sanders, Bob | Davidson | Linebackers | 2001-04 |
| Sandusky, John | Villanova | Offensive Line, Running Game | 1976-81 |
| | | Offensive Line | 1982-88 |
| | | Ass't Head Coach/Offensive Line | 1989-94 |
| Saxon, James | San Jose State | Running Backs | 2008-10 |
| Scarry, Mike | Waynesburg | Defensive Line | 1970-74 |
| | | Defensive Line, Run Defense | 1975-85 |
| Schiotz, Matt | Wisconsin-La Crosse | Strength and Conditioning | 2007 |
| Schnelker, Bob | Bowling Green | Receivers | 1974 |
| Schnellenberger, Howard | Kentucky | Offense, Receivers | 1970-72 |
| | | Offense, Receivers, Passing Game | 1975-78 |
| Seiple, Larry | Kentucky | Wide Receivers | 1988-97 |
| | | Quarterbacks | 1998-99 |
| Sekanovich, Dan | Tennessee | Defensive Line | 1986-91 |
| Shannon, Randy | Miami (Fla.) | Defensive Staff Assistant | 1998-99 |
| | | Linebackers | 2000 |
| Shea, Terry | Oregon | Quarterbacks | 2007 |
| Sheridan, Bill | Grand Valley State | Linebackers | 2010-11 |
| Shula, David | Dartmouth | Receivers | 1982-84 |
| | | Receivers, Quarterbacks | 1985 |
| | | Ass't Head Coach/Rec., QBs | 1986-87 |
| | | Ass't Head Coach/QBs, Pass Game | 1988 |
| Shula, Mike | Alabama | Coaches' Assistant | 1991-92 |
| | | Quarterbacks | 2000-02 |
| Smart, Kirby | Georgia | Safeties | 2006 |
| Smith, Richard | Fresno State | Defensive Coordinator | 2005 |
| Sparano, Jr., Tony | Albany | Offensive Quality Control | 2011 |
| Stephenson, Dwight | Alabama | Assistant Offensive Line | 1992 |
| Stevens, Gary | John Carroll | Quarterbacks, Pass Offense | 1989-91 |
| | | Offense, Quarterbacks | 1992-95 |
| | | Offensive Coordinator | 1996-97 |
| Studley, Chuck | Illinois | Defense | 1984-86 |
| | | Linebackers | 1987-88 |
| Sullivan, Jerry | Delta State | Wide Receivers | 2004 |
| Taseff, Carl | John Carroll | Offensive Backs | 1970-74 |
| | | Offensive Backs, Kickers | 1975 |
| | | Offensive Backs, Special Teams | 1976-82 |
| | | Offensive Backs | 1983-92 |
| | | Staff Assistant | 1993 |
| Trestman, Marc | Minnesota | Ass't Head Coach/Quarterbacks | 2004 |
| Turner, Norv | Oregon | Asst. Head Coach/Off. Coord. | 2002-03 |
| Wade, Junior | South Carolina State | Strength and Flexibility | 1983-84 |
| | | Strength and Conditioning | 1985-93 |
| | | Conditioning | 1994-95 |
| Walker, Chad | Louisiana State | Defensive Quality Control | 2007 |
| Walston, Bobby | Georgia | Receivers, Kicking | 1966-67 |
| Wannstedt, Dave | Pittsburgh | Assistant Head Coach | 1999 |
| Westhoff, Mike | Wichita State | Special Teams, Tight Ends | 1986-88 |
| | | Special Teams, Ass't Off. Line | 1989 |
| | | Special Teams | 1990-00 |
| Williams, Bobby | Purdue | Running Backs | 2005-06 |
| Wise, Tony | Ithaca | Offensive Line | 2001-04 |

PLAYERS

- A -

| NAME | POS. | SCHOOL | UNIFORM NUMBER | YEARS |
|---------------------|------|--------|-------------------|---------|
| Abdul-Jabbar, Karim | RB | UCLA | 33 | 1996-99 |

| | | | | |
|-----------------------|------|-------------------|----|---------|
| Adams, Keith | LB | Clemson | 57 | 2006 |
| Adams, Stefon | S | East Carolina | 47 | 1990 |
| Ahanotu, Chidi | DE | California | 75 | 2004 |
| Ahrens, Dave | LB | Wisconsin | 50 | 1989 |
| Alabi, Anthony | T | TCU | 79 | 2005-07 |
| Alama-Francis, Ikaika | LB | Hawaii | 59 | 2010-11 |
| Albright, Ethan | T | North Carolina | 71 | 1995 |
| Alexander, Bruce | CB | Stephen F. Austin | 32 | 1992-93 |
| Alexander, John | DE | Rutgers | 76 | 1977-78 |
| Alleman, Andy | G | Akron | 57 | 2008 |
| Allen, Jason | S/CB | Tennessee | 32 | 2006-10 |
| Allen, Jeff | CB | California-Davis | 43 | 1980 |
| Allen, Will | CB | Syracuse | 25 | 2006-11 |
| Alexander, Gerald | CB | Boise State | 40 | 2011 |
| Amaya, Jonathon | CB | Nevada | 40 | 2010 |
| Anderson, Bennie | G | Tennessee St. | 63 | 2006 |
| Anderson, Charlie | LB | Mississippi | 56 | 2008-09 |
| Anderson, Dick | S | Colorado | 40 | 1968-77 |
| Anderson, Dunstan | DE | Tulsa | 71 | 1997 |
| Anderson, Terry | WR | Bethune-Cookman | 85 | 1977-78 |
| Andrew, Troy | C/G | Duke | 65 | 2001-02 |
| Andrews, John | DE | Morgan State | 70 | 1975-76 |
| Armstrong, Antonio | LB | Texas A&M | 58 | 1995 |
| Armstrong, Trace | DE | Florida | 93 | 1995-00 |
| Arnold, Jim | P | Vanderbilt | 6 | 1994 |
| Atkins, Gene | S | Florida A&M | 28 | 1994-96 |
| Auer, Joe | RB | Georgia Tech | 32 | 1966-67 |
| Avery, John | RB | Mississippi | 20 | 1998-99 |
| Ayanbadejo, Brendon | LB | UCLA | 50 | 2003-04 |
| Ayanbadejo, Obafemi | FB | San Diego State | 30 | 2003 |
| Ayodele, Akin | LB | Purdue | 51 | 2008-09 |

- B -

| | | | | |
|--------------------|-----------|------------------------|-----------|------------------|
| Babb, Charlie | S | Memphis State | 49 | 1972-79 |
| Bachman, Ted | CB | New Mexico State | 47 | 1976 |
| Bailey, Clarence | FB | Hampton Institute | 38 | 1987 |
| Bailey, Elmer | WR | Minnesota | 88 | 1980-81 |
| Bailey, Robert | CB | Miami (Fla.) | 23 | 1996 |
| Baker, Chris | DT | Hampton | 95 | 2010 |
| Baker, Mel | WR | Texas Southern | 82 | 1974 |
| Baker, Robert | WR | Auburn | 16, 83 | 1999, 2002 |
| Baker, Ryan | DE | Purdue | 90 | 2009-11 |
| Ball, Larry | LB | Louisville | 51, 52 | 1972-74, 1977-78 |
| Banks, Fred | WR | Liberty | 86 | 1987-93 |
| Bannon, Bruce | LB | Penn State | 58 | 1973-74 |
| Barber, Kantroy | FB | West Virginia | 48 | 1999 |
| Barber, Rudy | LB | Bethune-Cookman | 72 | 1968 |
| Barisich, Carl | DT | Princeton | 78 | 1977-80 |
| Barnes, Darian | FB | Hampton | 36 | 2005-06 |
| Barnes, Rodrigo | LB | Rice | 51 | 1975 |
| Barnett, Bill | DT | Nebraska | 70 | 1980-85 |
| Barnett, Fred | WR | Arkansas State | 80 | 1996-97 |
| Bartholomew, Brent | P | Ohio State | 6 | 1999 |
| Baty, Greg | TE | Stanford | 84 | 1990-94 |
| Baumann, Charlie | K | West Virginia | 7 | 1991 |
| Baumhower, Bob | DT | Alabama | 73 | 1977-86 |
| Bealles, Bill | T | Northern Iowa | 65 | 1987 |
| Beaudoin, Doug | S | Minnesota | 44 | 1980 |
| Beavers, Aubrey | LB | Oklahoma | 53 | 1994-95 |
| Beck, John | QB | Brigham Young | 9 | 2007-08 |
| Beecher, Willie | K | Utah State | 2 | 1987-88 |
| Beier, Tom | S | Miami (Fla.) | 47 | 1967, 1969 |
| Bell, Jeremiah | S | Eastern Kentucky | 37 | 2004-11 |
| Bellamy, Ronald | WR | Michigan | 15 | 2004 |
| Benjamin, Guy | QB | Stanford | 7 | 1978-79 |
| Bennett, Charles | DE | Southwestern Louisiana | 93 | 1987 |
| Bennett, Woody | FB | Miami (Fla.) | 34 | 1980-88 |
| Benson, Charles | DE | Baylor | 78 | 1983-84 |
| Berger, Joe | G/C | Michigan Tech | 65, 67 | 2005-06, 2010 |
| Berger, Ron | DE | Wayne State | 76 | 1973 |

| | | | | |
|-----------------------|-----------|----------------------------|-----------|----------------|
| Bess, Davone | WR | Hawaii | 15 | 2008-11 |
| Bessilleu, Don | S | Georgia Tech | 46 | 1979-81 |
| Betters, Doug | DE | Nevada-Reno | 75 | 1978-87 |
| Bishop, Richard | DE | Louisville | 72 | 1982 |
| Blackwood, Glenn | S | Texas | 47 | 1979-87 |
| Blackwood, Lyle | S | Texas Christian | 42 | 1981-86 |
| Bock, John | G | Indiana State | 60 | 1996-00 |
| Bokamper, Kim | LB/DE | San Jose State | 58 | 1977-85 |
| Bolcar, Ned | LB | Notre Dame | 53 | 1991-92 |
| Booker, Lorenzo | RB | Florida State | 20 | 2007 |
| Booker, Marty | WR | Louisiana-Monroe | 86 | 2004-07 |
| Bosa, John | DE | Boston College | 97 | 1987-89 |
| Bosarge, Wade | S | Tulsa | 48 | 1977 |
| Boston, David | WR | Ohio State | 80 | 2004-05 |
| Boutwell, Tom | QB | Southern Mississippi | 16 | 1969 |
| Bowens, David | DE | Western Illinois | 96 | 2001-06 |
| Bowens, Tim | DT | Mississippi | 95 | 1994-04 |
| Bowser, Charles | LB | Duke | 56 | 1982-85 |
| Boyer, Brant | LB | Arizona | 52 | 1994 |
| Boynton, John | T | Tennessee | 71 | 1969 |
| Braggs, Stephen | CB/S | Texas | 36 | 1992-93 |
| Bramlett, John | LB | Memphis State | 57 | 1967-68 |
| Branch, Mel | DE | Louisiana State | 85 | 1966-68 |
| Braxton, Jim | FB | West Virginia | 34 | 1978 |
| Braxton, Tyrone | S | North Dakota State | 34 | 1994 |
| Brigance, O.J. | LB | Rice | 58, 57 | 1996-99 |
| Brightful, Lamont | CB | Eastern Washington | 45 | 2004 |
| Briscoe, Marlin | WR | Omaha | 86 | 1972-74 |
| Bromell, Lorenzo | DE | Clemson | 91 | 1998-01 |
| Brophy, Jay | LB | Miami (Fla.) | 53 | 1984-86 |
| Brown, Andre | WR | Miami (Fla.) | 82 | 1989-90 |
| Brown, Bud | S | Southern Mississippi | 43 | 1984-88 |
| Brown, Dean | S | Fort Valley State | 44 | 1970 |
| Brown, Donald | CB | Maryland | 32 | 1986 |
| Brown, J.B. | CB | Maryland | 37 | 1989-96 |
| Brown, James | T | Virginia State | 76 | 1996-99 |
| Brown, Mark | LB | Purdue | 51 | 1983-88 |
| Brown, Ronnie | RB | Auburn | 23 | 2005-10 |
| Brown, Tom | FB | Pittsburgh | 36 | 1987-89 |
| Brownlee, Claude | DE | Benedict College | 79 | 1967 |
| Brudzinski, Bob | LB | Ohio State | 59 | 1981-89 |
| Bruggers, Bob | LB | Minnesota | 56, 54 | 1966-68 |
| Bryan, Courtney | S | New Mexico State | 47 | 2007-08 |
| Bryant, Anthony | DT | Alabama | 62 | 2007 |
| Bryant, Matt | K | Baylor | 5 | 2004 |
| Bua, Tony | LB | Arkansas | 51 | 2004 |
| Buckey, Jeff | G/T | Stanford | 77 | 1996-98 |
| Buckley, Terrell | CB | Florida State | 27 | 1995-99, 2003 |
| Bulaich, Norm | FB | Texas Christian | 31 | 1975-79 |
| Bullough, Chuck | LB | Michigan State | 54 | 1993-94 |
| Buoniconti, Nick | LB | Notre Dame | 85 | 1969-76 |
| Burgess, Fernanza | WR | Morris Brown | 82 | 1984 |
| Burgess, Marvell | S | Henderson State | 49 | 1987 |
| Burnett, Kevin | LB | Tennessee | 56 | 2011 |
| Burnett, Rob | DE | Syracuse | 90 | 2002-03 |
| Burton, Shane | DE | Tennessee | 75 | 1996-98 |
| Bush, Reggie | RB | Southern California | 22 | 2011 |
| Byars, Keith | FB | Ohio State | 41 | 1993-96 |

- C -

| | | | | |
|-----------------------|-----------|------------------|-----------|----------------|
| Camarillo, Greg | WR | Stanford | 83 | 2007-09 |
| Canale, Whit | DE | Tennessee | 72 | 1966 |
| Carey, Vernon | T | Miami (Fla.) | 72 | 2004-11 |
| Carlton, Darryl | T | Tampa | 71 | 1975-76 |
| Carolán, Brett | TE | Washington State | 84, 86 | 1996 |
| Carpenter, Bobby | LB | Ohio State | 50 | 2010 |
| Carpenter, Dan | K | Montana | 5 | 2008-11 |
| Carpenter, Preston | TE | Arkansas | 36 | 1966 |
| Carroll, Nolan | CB | Maryland | 28 | 2010-11 |
| Carter, Cris | WR | Ohio State | 88 | 2002 |
| Carter, Joe | RB | Alabama | 23 | 1984-86 |

| | | | | |
|-----------------------|--------------|------------------------|------------|----------------|
| Carter, Kevin | DE | Florida | 93 | 2005-06 |
| Casares, Rick | RB | Florida | 35 | 1966 |
| Caterbone, Mike | WR | Franklin and Marshall | 81 | 1987 |
| Cefalo, Jimmy | WR | Penn State | 81 | 1978-84 |
| Cesare, Billy | S | Miami (Fla.) | 33 | 1980 |
| Chalenski, Mike | DE | UCLA | 70 | 1997 |
| Chambers, Chris | WR | Wisconsin | 84 | 2001-07 |
| Chambers, Rusty | LB | Tulane | 60, 51 | 1976-80 |
| Charles, Mike | DT | Syracuse | 71 | 1983-86 |
| Chatman, Jesse | RB | Eastern Washington | 22, 28 | 2005, 2007 |
| Chavez, Laz | LB | Iona | 92 | 1987 |
| Chavis, Eddie | WR | Montclair State | 85 | 1987 |
| Cheek, Louis | T | Texas A&M | 77 | 1988-89 |
| Chesley, John | TE | Oklahoma State | 86 | 1984 |
| Chesser, George | RB | Delta State | 28, 31 | 1966-67 |
| Chester, Larry | DT | Temple | 64 | 2002-04 |
| Clancy, Jack | WR | Michigan | 24 | 1967-69 |
| Clancy, Sean | LB | Amherst | 57 | 1978 |
| Clark, Desmond | TE | Wake Forest | 88, 85 | 2002 |
| Clark, Gary | WR | James Madison | 84 | 1995 |
| Clark, Greg | LB | Arizona State | 51 | 1989 |
| Clark, Robert | WR | North Carolina Central | 81 | 1992 |
| Clark, Steve | G | Utah | 76 | 1982-85 |
| Clay, Charles | FB/TE | Tulsa | 31 | 2011 |
| Clayton, Mark | WR | Louisville | 83 | 1983-92 |
| Clemons, Chris | S | Clemson | 30 | 2009-11 |
| Cleveland, Greg | T | Florida | 61 | 1987 |
| Cline, Jackie | DT | Alabama | 98 | 1987-89 |
| Cobbs, Patrick | RB | North Texas | 38 | 2006-10 |
| Cole, Terry | RB | Indiana | 31 | 1971 |
| Coleman, Marco | DE | Georgia Tech | 90 | 1992-95 |
| Collins, Cecil | RB | McNeese State | 34 | 1999 |
| Collins, Roosevelt | LB | Texas Christian | 52 | 1992 |
| Collins, Tony | RB | East Carolina | 34 | 1990 |
| Colombo, Marc | T | Boston College | 71 | 2011 |
| Colzie, Neal | S | Ohio State | 20 | 1979 |
| Condren, Brannon | S | Troy | 28 | 2008 |
| Conlin, Chris | G/C | Penn State | 67 | 1987 |
| Cook, Ryan | C | New Mexico | 62 | 2011 |
| Cooke, Ed | DE | Maryland | 80 | 1966-67 |
| Cooper, Louis | LB | Western Carolina | 50 | 1991 |
| Copeland, Horace | WR | Miami (Fla.) | 80 | 1998 |
| Cornelius, Charles | CB | Bethune-Cookman | 44 | 1977-78 |
| Cornish, Frank | DT | Grambling | 71 | 1970-71 |
| Cousin, Terry | CB | South Carolina | 21 | 2001 |
| Cowan, Larry | RB | Jackson State | 43 | 1982 |
| Cox, Arthur | TE | Texas Southern | 88 | 1991 |
| Cox, Bryan | LB | Western Illinois | 51 | 1991-95 |
| Cox, Jim | TE | Miami (Fla.) | 83 | 1968 |
| Cramer, Casey | FB | Dartmouth | 30 | 2008 |
| Craver, Aaron | RB | Fresno State | 34, 32, 44 | 1991-94 |
| Crawford, Mike | LB | Nevada | 56 | 1997-98 |
| Cribbs, Joe | RB | Auburn | 20 | 1988 |
| Crocker, Chris | S | Marshall | 20 | 2008 |
| Cronin, Bill | TE | Boston College | 90 | 1966 |
| Cross, Jeff | DE | Missouri | 91 | 1988-95 |
| Crowder, Channing | LB | Florida | 52 | 2005-10 |
| Crowder, Randy | DT | Penn State | 74 | 1974-76 |
| Crusan, Doug | T | Indiana | 77 | 1968-74 |
| Csonka, Larry | FB | Syracuse | 39 | 1968-74, 1979 |
| Culpepper, Daunte | QB | Central Florida | 8 | 2006 |
| Culver, Tyrone | S | Fresno State | 29 | 2008-11 |
| Current, Mike | T | Ohio State | 79, 71 | 1967, 1977-79 |
| Curtis, Kevin | WR | Utah State | 83 | 2010 |

- D -

| | | | | |
|-----------------|----|-----------------|------------|---------|
| Daniels, Travis | CB | Louisiana State | 21, 29 | 2005-07 |
| Dar Dar, Kirby | WR | Syracuse | 15, 87, 89 | 1995-98 |
| Darius, Donovan | S | Syracuse | 40 | 2007 |

| | | | | |
|-----------------------|-----------|--------------------------|---------------|----------------|
| Dansby, Karlos | LB | Auburn | 58 | 2010-11 |
| Darnall, Bill | WR | North Carolina | 42 | 1968-69 |
| Davenport, Ron | FB | Louisville | 30 | 1985-89 |
| Davis, Gary | RB | Cal Poly-SLO | 27 | 1976-79 |
| Davis, Ted | LB | Georgia Tech | 54 | 1970 |
| Davis, Vontae | CB | Illinois | 21 | 2009-11 |
| DeBerg, Steve | QB | San Jose State | 17 | 1993 |
| DeMarco, Bob | C | Dayton | 61 | 1970-71 |
| Del Gaizo, Jim | QB | Tampa | 11 | 1972, 1975 |
| Dellenbach, Jeff | T/C | Wisconsin | 65 | 1985-94 |
| Den Herder, Vern | DE | Central College (Iowa) | 86, 83 | 1971-82 |
| Dennard, Mark | C | Texas A&M | 63 | 1978-83 |
| Dennery, Mike | LB | Southern Mississippi | 52 | 1976 |
| Denney, John | LS | Brigham Young | 97, 92 | 2005-11 |
| Dennis, Mark | T | Illinois | 74 | 1987-93 |
| Denson, Autry | RB | Notre Dame | 21 | 1999-00 |
| Diamond, Lorenzo | TE | Auburn | 87 | 2005 |
| Diana, Rich | RB | Yale | 33 | 1982 |
| Dixon, Cal | C | Florida | 63 | 1996 |
| Dixon, Mark | G/T | Virginia | 63 | 1998-03 |
| Dobbins, Tim | LB | Iowa State | 51 | 2010 |
| Donnalley, Kevin | G | North Carolina | 65 | 1998-00 |
| Dornbrook, Thom | G | Kentucky | 61 | 1980 |
| Dotson, Al | DT | Grambling | 79 | 1966 |
| Dotson, Dewayne | LB/FB | Mississippi | 59, 49 | 1994-95, 1997 |
| Dotson, Lionel | DE | Arizona | 71 | 2008-10 |
| Douglas, Leland | WR | Baylor | 89 | 1987 |
| Doxzon, Todd | WR/QB | Iowa State | 17 | 1998 |
| Drayton, Troy | TE | Penn State | 84 | 1996-99 |
| Drougas, Tom | T | Oregon | 78 | 1975-76 |
| Duhe, A.J. | LB/DE | Louisiana State | 77 | 1977-84 |
| Dunaway, Jim | DT | Mississippi | 78 | 1972 |
| Duper, Mark | WR | Northwestern State (La.) | 85 | 1982-92 |
| Dvorak, Rick | DE | Wichita State | 75 | 1977 |
| Dyer, Deon | FB | North Carolina | 33 | 2000-02 |

- E -

| | | | | |
|------------------|-----|------------------|----|---------|
| Easlick, Doug | FB | Virginia Tech | 42 | 2004 |
| Edmunds, Ferrell | TE | Maryland | 80 | 1988-92 |
| Edmunds, Randall | LB | Georgia Tech | 55 | 1968-69 |
| Edwards, Antuan | S | Clemson | 21 | 2004 |
| Edwards, Robert | RB | Georgia | 47 | 2002 |
| Elia, Bruce | LB | Ohio State | 50 | 1975 |
| Ellis, Craig | RB | San Diego State | 33 | 1986 |
| Ellis, Ken | CB | Southern | 48 | 1976 |
| Emanuel, Bert | WR | Rice | 87 | 2000 |
| Emanuel, Frank | LB | Tennessee | 50 | 1966-69 |
| Emtman, Steve | DT | Washington | 94 | 1995-96 |
| Ephraim, Alonzo | C/G | Alabama | 63 | 2005 |
| Epps, Dedrick | TE | Miami (Fla.) | 81 | 2010 |
| Erickson, Craig | QB | Miami (Fla.) | 7 | 1996-98 |
| Erlandson, Tom | LB | Washington State | 53 | 1966-67 |
| Evans, Frederick | DT | Texas State | 62 | 2006 |
| Evans, Heath | FB | Auburn | 44 | 2005 |
| Evans, Norm | T | Texas Christian | 73 | 1966-75 |

- F -

| | | | | |
|------------------------|-----------|----------------------|-----------|----------------|
| Faaola, Nuu | FB | Hawaii | 34 | 1989 |
| Faison, Earl | DE | Indiana | 84 | 1966 |
| Farley, Dale | LB | West Virginia | 58 | 1971 |
| Farmer, George | WR | Southern | 86 | 1987 |
| Fasano, Anthony | TE | Notre Dame | 80 | 2008-11 |
| Faulkner, Jeff | DE | Southern | 75 | 1990 |
| Feeley, A.J. | QB | Oregon | 7 | 2004-05 |
| Feely, Jay | K | Michigan | 3 | 2007 |
| Feinga, Ray | G | Brigham Young | 69 | 2010-11 |
| Feldman, Todd | WR | Kent State | 82 | 1987 |
| Ferguson, Jason | DT | Georgia | 95 | 2008-09 |
| Fernandez, Manny | DE | Utah | 75 | 1968-75 |

| | | | | |
|------------------------|----------|-----------------------|-------------|----------------|
| Fiedler, Jay | QB | Dartmouth | 9 | 2000-04 |
| Fields, Brandon | P | Michigan State | 4, 2 | 2007-11 |
| Fifita, Steve | DT | Utah | 60 | 2007 |
| Fleming, Marv | TE | Utah | 80 | 1970-74 |
| Flemons, Ronald | DE | Texas A&M | 79 | 2004 |
| Fletcher, Jamar | CB | Wisconsin | 24, 21 | 2001-03 |
| Folau, Spencer | T | Idaho | 60 | 2001 |
| Foley, Tim | CB/S | Purdue | 25 | 1970-80 |
| Folsom, J.D. | LB | Weber State | 59 | 2009 |
| Fonoti, Toniu | G | Nebraska | 71 | 2006 |
| Forsey, Brock | RB | Boise State | 43 | 2004 |
| Foster, Jerome | DT | Ohio State | 78 | 1986 |
| Foster, Roy | G | Southern California | 61 | 1982-90 |
| Fowler, Charlie | G | Houston | 71 | 1967-68 |
| Fowlkes, Dennis | LB | West Virginia | 52 | 1987 |
| Foxx, Dion | LB | James Madison | 57 | 1994-95 |
| Franklin, Andra | FB | Nebraska | 37 | 1981-84 |
| Franklin, Tony | K | Texas A&M | 1 | 1988 |
| Freeman, Arturo | S | South Carolina | 27, 20 | 2000-04 |
| Frerotte, Gus | QB | Tulsa | 11 | 2005 |
| Fryar, Irving | WR | Nebraska | 80 | 1993-95 |
| Frye, Brandon | T | Virginia Tech | 76 | 2008 |
| Frye, David | LB | Purdue | 53 | 1986-89 |
| Fultz, Mike | DT | Nebraska | 76, 72 | 1981 |
| Funchess, Tom | T | Jackson State | 70 | 1974 |
| Furjanic, Tony | LB | Notre Dame | 58 | 1988 |

- G -

| | | | | |
|----------------------|-----------|--------------------------|-----------|----------------|
| Gado, Samkon | RB | Liberty | 27 | 2007 |
| Gadsden, Oronde | WR | Winston-Salem State | 86 | 1998-03 |
| Gaines, Chris | LB | Vanderbilt | 58 | 1988 |
| Gaines, William | DT | Florida | 93 | 1994 |
| Galbreath, Harry | G | Tennessee | 62 | 1988-92 |
| Galyon, Scott | LB | Tennessee | 58 | 2000-02 |
| Gamble, Trent | S | Wyoming | 42 | 2000-03 |
| Gardener, Daryl | DT | Baylor | 92 | 1996-01 |
| Gardner, Andrew | T | Georgia Tech | 63 | 2009 |
| Gardner, Donnie | DE | Kentucky | 79 | 1991 |
| Garner, Nate | G | Arkansas | 75 | 2009-11 |
| Gary, Cleveland | RB | Miami (Fla.) | 32 | 1994 |
| Gates, Clyde | WR | Abilene-Christian | 10 | 2011 |
| Gbaja-Biamila, Akbar | DE | San Diego State | 93 | 2007 |
| Geathers, Clifton | DE | South Carolina | 62 | 2010 |
| Giaquinto, Nick | RB | Connecticut | 35 | 1980-81 |
| Gibson, Ernest | CB | Furman | 42 | 1989 |
| Giesler, Jon | T | Michigan | 79 | 1979-88 |
| Gilchrist, Cookie | RB | None | 2 | 1966 |
| Gilmore, Bryan | WR | Midwestern State | 82 | 2004-05 |
| Gilmore, Jim | G | Ohio State | 66 | 1987 |
| Ginn, Hubert | RB | Florida A&M | 32, 33 | 1970-75 |
| Ginn, Ted Jr. | WR | Ohio State | 19 | 2007-09 |
| Glenn, Jason | LB | Texas A&M | 51 | 2005 |
| Glenn, Kerry | CB | Minnesota | 35 | 1990-92 |
| Goar, Guy | C | Colorado State | 67 | 1987 |
| Gogan, Kevin | G | Washington | 66 | 1999 |
| Golic, Mike | DT | Notre Dame | 96 | 1993 |
| Goode, Irv | C/G | Kentucky | 55 | 1973-74 |
| Goode, Kerry | RB | Alabama | 22 | 1989 |
| Goode, Tom | C | Mississippi State | 58 | 1966-69 |
| Goodman, André | CB | South Carolina | 29, 21 | 2006-08 |
| Goodwin, Hunter | TE | Texas A&M | 83 | 1999-01 |
| Gordon, Lamar | RB | North Dakota State | 30 | 2004 |
| Gordon, Larry | LB | Arizona State | 50 | 1976-82 |
| Gore, Stacy | P | Arkansas State | 3 | 1987 |
| Grady, Garry | S | Eastern Michigan | 29 | 1969 |
| Graf, Rick | LB | Wisconsin | 58, 99 | 1987-90 |
| Graham, Shayne | K | Virginia Tech | 16 | 2011 |
| Gramatica, Bill | K | South Florida | 11 | 2004 |
| Grant, African | S | Illinois | 41 | 1990 |
| Grant, Ernest | DT | Arkansas Pine-Bluff | 97 | 2000-01 |

| | | | | |
|-------------------|-------|----------------|--------|---------|
| Grau, Jeff | LS | UCLA | 47 | 2003 |
| Gray, Chris | G | Auburn | 62 | 1993-96 |
| Green, Chris | CB/S | Illinois | 42 | 1991-94 |
| Green, Cleveland | T | Southern | 61, 74 | 1979-86 |
| Green, Eric | TE | Liberty | 86 | 1995 |
| Green, Hugh | LB | Pittsburgh | 55 | 1985-91 |
| Green, Ray | S | South Carolina | 40 | 2001-02 |
| Green, Trent | QB | Indiana | 10 | 2007 |
| Green, Yatil | WR | Miami (Fla.) | 87 | 1997-99 |
| Greene, Andrew | G | Indiana | 68 | 1995 |
| Greenwood, Morlon | LB | Syracuse | 52 | 2001-04 |
| Gregory, Damian | DT | Illinois State | 75, 98 | 2000-01 |
| Griese, Bob | QB | Purdue | 12 | 1967-80 |
| Griese, Brian | QB | Michigan | 14 | 2003 |
| Griggs, David | LB/DE | Virginia | 92 | 1989-93 |
| Grigsby, Boomer | FB | Illinois State | 46 | 2008 |
| Grimsley, John | LB | Kentucky | 59 | 1991-93 |
| Groth, Jeff | WR | Bowling Green | 85 | 1979 |
| Grove, Jake | C | Virginia Tech | 64 | 2009 |
| Gruber, Bob | T | Pittsburgh | 71 | 1987 |

- H -

| | | | | |
|-------------------------|-----------|----------------------|-----------|----------------|
| Hadnot, Rex | C/G | Houston | 66 | 2004-07 |
| Hagan, Derek | WR | Arizona State | 82 | 2006-08 |
| Haley, Jermaine | DT | Butte College | 94 | 2000-02 |
| Halterman, Aaron | TE | Indiana | 80 | 2007-08 |
| Hamilton, Michael | LB | North Carolina A&T | 50 | 2000 |
| Hammond, Kim | QB | Florida State | 15 | 1968 |
| Hampton, Lorenzo | RB | Florida | 27 | 1985-89 |
| Hand, Norman | DT | Mississippi | 96, 98 | 1995-96 |
| Harden, Bobby | S | Miami (Fla.) | 45 | 1990-93 |
| Hardy, Bruce | TE | Arizona State | 84 | 1978-89 |
| Harper, Jack | RB | Florida | 29 | 1967-68 |
| Harrington, Joey | QB | Oregon | 3 | 2006 |
| Harris, Al | CB | Texas A&M-Kingsville | 31 | 2010 |
| Harris, Anthony | LB | Auburn | 51 | 1996-99 |
| Harris, Corey | S | Vanderbilt | 25 | 1997 |
| Harris, Duriel | WR | New Mexico State | 26, 82 | 1976-83, 1985 |
| Harris, Leroy | FB | Arkansas State | 38 | 1977-78 |
| Harris, Tuff | S | Montana | 35 | 2007 |
| Harrison, Lloyd | CB | North Carolina State | 20 | 2002 |
| Hartline, Andrew | G | Central Michigan | 60 | 2009 |
| Hartline, Brian | WR | Ohio State | 82 | 2009-11 |
| Hatcher, Dale | P | Clemson | 7 | 1993 |
| Hawthorne, Ed | NT | Minnesota | 74 | 1995 |
| Hayes, Jeff | P | North Carolina | 5 | 1987 |
| Haynes, Abner | RB | North Texas State | 28 | 1967 |
| Haynos, Joey | TE | Maryland | 81 | 2008-09 |
| Heath, Clayton | RB | Wake Forest | 35 | 1976 |
| Heffner-Liddiard, Brody | TE | Colorado | 48 | 2000 |
| Heflin, Vince | WR | Central State (Ohio) | 88 | 1982-85 |
| Heinz, Bob | DT | Pacific | 72 | 1969-77 |
| Heller, Ron | T | Penn State | 73 | 1993-95 |
| Heller, Will | TE | Georgia Tech | 85 | 2005 |
| Hendel, Andy | LB | North Carolina State | 90 | 1986 |
| Hendricks, Tommy | LB | Michigan | 51 | 2000-03 |
| Henne, Chad | QB | Michigan | 7 | 2008-11 |
| Henry, Charles | TE | Miami (Fla.) | 87 | 1991 |
| Henry, Leonard | RB | East Carolina | 26 | 2002-04 |
| Hester, Ron | LB | Florida State | 53 | 1982-84 |
| Higgins, Jim | G | Xavier | 65 | 1966 |
| Higgs, Mark | RB | Kentucky | 21 | 1990-94 |
| Hill, Barry | S | Iowa State | 44 | 1975-76 |
| Hill, Eddie | RB | Memphis State | 31 | 1981-84 |
| Hill, Ike | WR | Catawba | 81 | 1976 |
| Hill, Nate | DE | Auburn | 92 | 1988 |
| Hill, Randal | WR | Miami (Fla.) | 81, 89 | 1991, 1995-96 |
| Hill, Ray | CB | Michigan State | 28 | 1998-00 |
| Hill, Renaldo | S | Michigan State | 24 | 2006-08 |
| Hill, Sean | CB/S | Montana State | 31 | 1994-96 |

| | | | | |
|-------------------|-------|---------------------|----|---------|
| Hilliard, Lex | RB | Montana | 26 | 2009-11 |
| Hines, Jimmy | WR | Texas Southern | 99 | 1969 |
| Hobley, Liffort | S | Louisiana State | 29 | 1987-93 |
| Holliday, Vonnice | DT/DE | North Carolina | 91 | 2005-08 |
| Hollier, Dwight | LB | North Carolina | 50 | 1992-99 |
| Holmes, Alex | TE | Southern California | 89 | 2005 |
| Holmes, John | DE | Florida A&M | 85 | 1966 |
| Holmes, Mike | WR | Texas Southern | 43 | 1976 |
| Hooper, Trell | CB | Memphis State | 45 | 1987 |
| Hoover, Houston | G | Jackson State | 64 | 1994 |
| Hopkins, Jerry | LB | Texas A&M | 51 | 1967-68 |
| Howard, Reggie | CB | Memphis | 25 | 2004-05 |
| Howell, Mike | S | Grambling | 44 | 1972 |
| Howell, Steve | FB | Baylor | 36 | 1979-81 |
| Huard, Damon | QB | Washington | 11 | 1997-00 |
| Huddleston, Jim | G | Virginia | 68 | 1987 |
| Hudock, Mike | C | Miami (Fla.) | 52 | 1966 |
| Humphrey, Bobby | RB | Alabama | 44 | 1992 |
| Hunt, Jack | S | Louisiana State | 43 | 2006 |
| Hunter, Billy | RB | Syracuse | 24 | 1966 |
| Hunter, Jeff | DE | Albany (Ga.) State | 97 | 1992-93 |
| Hutton, Tom | P | Tennessee | 4 | 1999 |

- I -

| | | | | |
|--------------------------|------------|----------------------|-----------|----------------|
| Iaquaniello, Mike | S | Michigan State | 48 | 1991 |
| Incognito, Richie | G/C | Nebraska | 68 | 2010-11 |
| Ingram, Mark | WR | Michigan State | 82 | 1993-94 |
| Irvin, Mark | S | Bethune-Cookman | 46 | 1987 |
| Irwin, Heath | G | Colorado | 66 | 2000-01 |
| Irwin, Tim | T | Tennessee | 76 | 1994 |
| Ismail, Qadry | WR | Syracuse | 86 | 1997 |
| Isom, Rickey | FB | North Carolina State | 20 | 1987 |
| Izzo, Larry | LB | Rice | 53 | 1996-00 |

- J -

| | | | | |
|---------------------|----------|--------------------|-----------|----------------|
| Jackson, Calvin | CB/S | Auburn | 38 | 1994-99 |
| Jackson, Eddie | CB | Arkansas | 35, 20 | 2005-06 |
| Jackson, Frank | WR | Southern Methodist | 26 | 1966-67 |
| Jackson, Keith | TE | Oklahoma | 88 | 1992-94 |
| Jackson, Tyoka | DE | Penn State | 97 | 1994 |
| Jackson, Vestee | CB | Washington | 24 | 1991-93 |
| Jacobs, Ray | DT | Howard Payne | 84 | 1967-68 |
| Jacobs, Tim | CB | Delaware | 34 | 1996-97 |
| Jacobson, Steve | DE | Abilene-Christian | 72 | 1987 |
| Jacox, Kendyl | G | Kansas State | 64 | 2006 |
| Jacquet, Nate | WR | San Diego State | 19, 88 | 1998-99 |
| James, Jenö | G | Auburn | 78 | 2004-06 |
| Jaquess, Pete | S | Eastern New Mexico | 44 | 1966-67 |
| Jarostchuk, Ilia | LB | New Hampshire | 58 | 1988 |
| Jaworski, Ron | QB | Youngstown State | 17 | 1987-88 |
| Jeffries, Greg | S | Virginia | 25 | 1999-00 |
| Jenkins, Al | T | Tulsa | 60 | 1972 |
| Jenkins, Corey | LB | South Carolina | 57 | 2003-04 |
| Jenkins, Ed | RB | Holy Cross | 28 | 1972 |
| Jensen, Jim | QB/WR/RB | Boston University | 11 | 1981-92 |
| Jerman, Greg | G/T | Baylor | 60 | 2002-04 |
| Jerry, John | G | Mississippi | 74 | 2010-11 |
| Joe, Billy | RB | Villanova | 33 | 1966 |
| Johnson, Al | C | Wisconsin | 60 | 2008 |
| Johnson, Albert | WR | Southern Methodist | 16, 83 | 2001-02 |
| Johnson, Curtis | CB | Toledo | 45 | 1970-78 |
| Johnson, Dan | TE | Iowa State | 87 | 1983-87 |
| Johnson, Demetrious | S | Missouri | 23 | 1987 |
| Johnson, Greg | G | Oklahoma | 73 | 1988 |
| Johnson, J.J. | RB | Mississippi State | 32 | 1999-01 |
| Johnson, Larry | RB | Penn State | 23 | 2011 |
| Johnson, Micah | LB | Kentucky | 57 | 2010 |
| Johnson, Pat | S | Purdue | 24 | 1995 |
| Johnson, Pete | FB | Ohio State | 46 | 1984 |

| | | | | |
|----------------------|----------|-------------------------|-----------|----------------|
| Jones, Aaron | DE | Eastern Kentucky | 97 | 1996 |
| Jones, Donnie | P | Louisiana State | 5 | 2005-06 |
| Jones, Nate | CB | Rutgers | 33, 32 | 2008-09, 2011 |
| Jones, Ray | CB | Southern | 49 | 1971 |
| Jones, Reshad | S | Georgia | 20 | 2010-11 |
| Jones, Robert | LB | East Carolina | 52 | 1998-00 |
| Jones, Tebucky | S | Syracuse | 24 | 2005 |
| Jordan, Charles | WR | Long Beach City College | 88 | 1996-98 |
| Joswick, Bob | DE | Tulsa | 80 | 1968-69 |
| Judie, Ed | LB | Northern Arizona | 91 | 1984 |
| Judson, William | CB | South Carolina State | 49 | 1981-89 |
| Junior, E.J. | LB | Alabama | 54 | 1989-91 |

- K -

| | | | | |
|------------------|------|-----------------------|--------|---------|
| Keating, Bill | DT | Michigan | 72 | 1967 |
| Kehoe, Scott | T | Illinois | 71 | 1987 |
| Kelly, Ben | CB | Colorado | 35, 20 | 2000-01 |
| Kershaw, William | LB | Maryland | 58 | 2008-09 |
| Keyes, Jimmy | LB/K | Mississippi | 52 | 1968-69 |
| Kidd, John | P | Northwestern | 17 | 1994-97 |
| Klick, Jim | RB | Wyoming | 21 | 1968-74 |
| Kinchen, Brian | TE | Louisiana State | 88 | 1988-90 |
| Kindig, Howard | G/C | Cal State-Los Angeles | 54 | 1972-73 |
| King, Vick | RB | McNeese State | 33 | 2004 |
| Kirby, Terry | RB | Virginia | 43, 42 | 1993-95 |
| Kitts, Jim | FB | Ferrum College | 48 | 1997-98 |
| Klingbeil, Chuck | NT | Northern Michigan | 99 | 1991-95 |
| Knight, Sammy | S | USC | 24 | 2003-04 |
| Koch, Greg | T | Arkansas | 68 | 1986-87 |
| Kocourek, Dave | TE | Wisconsin | 83 | 1966 |
| Kolen, Mike | LB | Auburn | 57 | 1970-77 |
| Kolic, Larry | LB | Ohio State | 94, 54 | 1986-88 |
| Konecny, Mark | RB | Alma | 41 | 1987 |
| Konrad, Rob | FB | Syracuse | 44 | 1999-04 |
| Kopp, Jeff | LB | Southern California | 52 | 1995 |
| Kosar, Bernie | QB | Miami (Fla.) | 19 | 1994-96 |
| Kozlowski, Mike | S | Colorado | 37, 40 | 1979-86 |
| Krauss, Barry | LB | Alabama | 58 | 1989 |
| Kremsner, Karl | K | Tennessee | 15 | 1969-70 |
| Kuechenberg, Bob | G | Notre Dame | 67 | 1970-84 |
| Kumerow, Eric | DE | Ohio State | 90 | 1988-90 |

- L -

| | | | | |
|--------------------|----------|--------------------|------------|------------------|
| Laakso, Eric | T | Tulane | 68 | 1978-84 |
| Lamb, Mack | CB | Tennessee State | 45 | 1967-68 |
| Lambrecht, Mike | DT | St. Cloud State | 69 | 1987-89 |
| Land, Mel | LB | Michigan State | 52 | 1979 |
| Langer, Jim | C | South Dakota State | 62 | 1970-79 |
| Langford, Kendall | DE | Hampton | 70 | 2008-11 |
| Lankford, Paul | CB | Penn State | 44 | 1982-91 |
| Lawless, Burton | G | Florida | 71 | 1981 |
| Lee, Donald | TE | Mississippi State | 85 | 2003-04 |
| Lee, Larry | G/C | UCLA | 63, 66 | 1985-86 |
| Lee, Ronnie | T/TE | Baylor | 86, 72 | 1979-82, 1984-89 |
| Lee, Shawn | NT | North Alabama | 98 | 1990-91 |
| Lehan, Michael | CB | Minnesota | 30, 22 | 2006-08 |
| Leigh, Charles | RB | None | 15, 36, 23 | 1971-74 |
| LeJeune, Norman | S | Louisiana State | 42 | 2005-06 |
| Lekkerkerker, Cory | T | California-Davis | 71 | 2007 |
| Lemon, Cleo | QB | Arkansas State | 17 | 2005-07 |
| Lethridge, Zebbie | CB | Texas Tech | 37 | 2001 |
| Lewis, David | TE | California | 87, 89 | 1987 |
| Limbrick, Garrett | FB | Oklahoma State | 32 | 1990 |
| Little, George | DE | Iowa | 99 | 1985-87 |
| Little, Larry | G | Bethune Cookman | 66 | 1969-80 |
| Liwienski, Chris | G | Indiana | 76 | 2007 |
| Logan, Marc | FB | Kentucky | 20 | 1989-91 |
| London, Brandon | WR | Massachusetts | 17 | 2008 |
| Long, Jake | T | Michigan | 77 | 2008-11 |

| | | | | |
|------------------|----|----------------|----|---------|
| Losman, JP | QB | Tulane | 6 | 2011 |
| Lothridge, Billy | P | Georgia Tech | 7 | 1972 |
| Lowe, Omare | CB | Washington | 24 | 2002 |
| Lubischer, Steve | LB | Boston College | 54 | 1987 |
| Lucas, Ray | QB | Rutgers | 6 | 2001-02 |
| Lusk, Hendrick | TE | Utah | 83 | 1998 |
| Lusteg, Booth | K | Connecticut | 5 | 1967 |

- M -

| | | | | |
|-----------------------|-----------|----------------------------|-----------|------------------|
| Mackey, Kyle | QB | East Texas State | 15 | 1987 |
| Madison, Sam | CB | Louisville | 29 | 1997-05 |
| Malone, Benny | RB | Arizona State | 32 | 1974-78 |
| Malone, Darrell | CB | Jacksonville State | 47 | 1992-94 |
| Mandich, Jim | TE | Michigan | 88 | 1970-77 |
| Manning, Brian | WR | Stanford | 83 | 1997 |
| Mare, Olindo | K | Syracuse | 10 | 1997-06 |
| Marino, Dan | QB | Pittsburgh | 13 | 1983-99 |
| Marion, Brock | S | Nevada | 31 | 1998-03 |
| Mark, Greg | LB | Miami (Fla.) | 94 | 1990 |
| Marrone, Doug | G/C | Syracuse | 78 | 1987 |
| Marshall, Brandon | WR | Central Florida | 19 | 2010-11 |
| Marshall, David | LB | Eastern Michigan | 96 | 1987 |
| Martin, David | TE | Tennessee | 88 | 2007-08 |
| Martin, Jamar | FB | Ohio State | 32 | 2004 |
| Martin, Tony | WR | Mesa (Colo.) | 89 | 1989-93, 1999-00 |
| Mass, Wayne | T | Clemson | 78 | 1971 |
| Massaquoi, Tim | TE | Michigan | 89 | 2006 |
| Mastrud, Jeron | TE | Kansas State | 88 | 2010-11 |
| Matheson, Bob | LB | Duke | 53 | 1971-79 |
| Mathis, Evan | G | Alabama | 73 | 2008 |
| Matthews, Bo | FB | Colorado | 33 | 1981 |
| Matthews, Wes | WR | Northeastern State (Okla.) | 23 | 1966 |
| Mauck, Carl | C | Southern Illinois | 60 | 1970 |
| Mauia, Reagan | FB | Hawaii | 45 | 2007 |
| Maxwell, Jim | LB | Gardner-Webb | 53 | 2006 |
| McBride, Norm | DE | Utah | 53 | 1969-70 |
| McChesney, Matt | G | Colorado | 60 | 2008 |
| McCreary, Loaird | TE | Tennessee State | 80 | 1976-78 |
| McCullers, Dale | LB | Florida State | 54 | 1969 |
| McDaniel, Tony | DT | Tennessee | 78 | 2009-11 |
| McDaniel, Wahoo | LB | Oklahoma | 54 | 1966-68 |
| McDermott, Sean | LS | Kansas | 40 | 2003 |
| McDougle, Stockar | T | Oklahoma | 73 | 2005 |
| McDuffie, O.J. | WR | Penn State | 81 | 1993-01 |
| McFarland, Jim | TE | Nebraska | 80 | 1975 |
| McGarrahan, Scott | S | New Mexico | 41, 43 | 2001-02 |
| McGeever, John | S | Auburn | 47 | 1966 |
| McGruder, Michael | CB | Kent State | 28 | 1990-91 |
| McGwire, Dan | QB | San Diego State | 11 | 1995 |
| McHale, Tom | G | Cornell | 72 | 1995 |
| McIntosh, Damion | T | Kansas State | 77 | 2004-06 |
| McIver, Everett | G | Elizabeth City College | 66 | 1996-97 |
| McKenzie, Kevin | WR | Washington State | 82 | 1999 |
| McKinney, Seth | C/G | Texas A&M | 68 | 2002-06 |
| McKinnon, Dennis | WR | Florida State | 86 | 1990 |
| McKnight, James | WR | Liberty | 80 | 2001-03 |
| McKyer, Tim | CB | Texas Arlington | 22 | 1990 |
| McMichael, Randy | TE | Georgia | 81 | 2002-06 |
| McNeal, Don | CB | Alabama | 28 | 1980-89 |
| McPhail, Jerris | RB | East Carolina | 32 | 1996-97 |
| McQuistan, Pat | G/T | Weber State | 79 | 2010 |
| Medlin, Richard | RB | Fayetteville State | 38 | 2011 |
| Merling, Phillip | DE | Clemson | 97 | 2008-11 |
| Merritt, Dave | LB | North Carolina State | 55 | 1993 |
| Mertens, Jim | TE | Fairmont State | 87 | 1969 |
| Michel, Mike | P/K | Stanford | 17 | 1977 |
| Miles, Edmond | LB | Iowa | 50 | 2007 |
| Miller, Scott | WR | UCLA | 82, 83 | 1991-96 |
| Milner, Billy | T | Houston | 79 | 1995-96 |
| Milton, Gene | WR | Florida A&M | 28 | 1968-69 |

| | | | | |
|----------------------|-----------|------------------------|-----------|----------------|
| Mingo, Gene | K | None | 21 | 1966-67 |
| Minor, Travis | RB | Florida State | 34, 28 | 2001-06 |
| Mira, George | QB | Miami (Fla.) | 10 | 1971 |
| Misi, Koa | LB | Utah | 55 | 2010-11 |
| Mitchell, Marvin | LB | Tennessee | 50 | 2011 |
| Mitchell, Melvin | G | Tennessee State | 68, 60 | 1976-78 |
| Mitchell, Scott | QB | Utah | 19 | 1990-93 |
| Mitchell, Shirdonya | CB | Missouri | 27 | 2006 |
| Mitchell, Stan | RB | Tennessee | 35 | 1966-70 |
| Mixon, Kenny | DE | Louisiana State | 79 | 1998-01 |
| Monds, Mario | DT | Cincinnati | 93 | 2004 |
| Moore, Corey | LB | Virginia Tech | 57 | 2001 |
| Moore, Dave | TE | Pittsburgh | 46 | 1992 |
| Moore, Eddie | LB | Tennessee | 58 | 2003-05 |
| Moore, Eric | T | Indiana | 70 | 1995 |
| Moore, Mack | DE | Texas A&M | 91 | 1985-86 |
| Moore, Marlon | WR | Fresno State | 14 | 2010-11 |
| Moore, Matt | QB | Oregon State | 8 | 2011 |
| Moore, Maulty | DT | Bethune-Cookman | 65 | 1972-74 |
| Moore, Nat | WR | Florida | 89 | 1974-86 |
| Moore, Ron | RB | Pittsburg State (Kan.) | 34 | 1998 |
| Moore, Stevon | S | Mississippi | 27 | 1990 |
| Moore, Wayne | T | Lamar | 79 | 1970-78 |
| Moreau, Doug | TE | Louisiana State | 82 | 1966-69 |
| Morrall, Earl | QB | Michigan State | 15 | 1972-76 |
| Morris, Mercury | RB | West Texas State | 22 | 1969-75 |
| Morris, Sammy | RB | Texas Tech | 31 | 2004-06 |
| Morris, Victor | LB | Miami (Fla.) | 91 | 1987 |
| Moser, Rick | RB | Rhode Island | 31 | 1980 |
| Moses, Quentin | DE/LB | Georgia | 74 | 2007-10 |
| Moyer, Alex | LB | Northwestern | 54 | 1985-86 |
| Mruczkowski, Gene | G | Purdue | 63 | 2007 |
| Mumphord, Lloyd | CB | Texas Southern | 26 | 1969-74 |
| Murtha, Lydon | T | Nebraska | 76 | 2009-11 |

- N -

| | | | | |
|------------------|-------|------------------------|--------|---------|
| Nalbene, John | TE | Monmouth | 86 | 2010 |
| Nails, Jamie | G | Florida A&M | 66 | 2002-03 |
| Nathan, Tony | RB | Alabama | 22 | 1979-87 |
| Ndukwe, Ikechuku | G | Northwestern | 68 | 2008 |
| Nealy, Ray | RB | Arkansas-Pine Bluff | 20 | 1997 |
| Nedney, Joe | K | San Jose State | 6 | 1996-97 |
| Neff, Bob | S | Stephen F. Austin | 43 | 1966-68 |
| Neighbors, Billy | G | Alabama | 63 | 1966-69 |
| Ness, Nate | CB | Arizona | 32 | 2010 |
| Newman, Ed | G | Duke | 64 | 1973-84 |
| Newman, Keith | LB | North Carolina | 55 | 2006 |
| Newson, Kendall | WR | Middle Tennessee State | 82, 14 | 2003-05 |
| Nicolas, Scott | LB | Miami (Fla.) | 57, 52 | 1987 |
| Ninkovich, Rob | DE/LB | Purdue | 93 | 2007 |
| Nomina, Tom | DT | Miami (Ohio) | 76 | 1966-68 |
| Noonan, Karl | WR | Iowa | 89 | 1966-71 |
| Norton, Rick | QB | Kentucky | 11 | 1966-69 |
| Nottingham, Don | FB | Kent State | 36 | 1973-77 |
| Novak, Jeff | T | Southwest Texas State | 67 | 1994 |

- O -

| | | | | |
|----------------------|-----------|--------------------|-----------|------------------|
| Odum, Cliff | LB | Texas Arlington | 93 | 1990-93 |
| Odrick, Jared | DE | Penn State | 98 | 2010-11 |
| Offerdahl, John | LB | Western Michigan | 56 | 1986-93 |
| Ogden, Jeff | WR | Eastern Washington | 88 | 2000-01 |
| Oglesby, Alfred | DE/NT | Houston | 96 | 1990-92 |
| Oglesby, Evan | CB | North Alabama | 27 | 2009-10 |
| Ogunleye, Adewale | DE | Indiana | 90, 93 | 2000-03 |
| Oliver, Louis | S | Florida | 25 | 1989-93, 1995-96 |
| Oliver, Muhammad | CB | Oregon | 20 | 1994 |
| Olshanski, Igor | DT | Oregon | 95 | 2011 |
| Orosz, Tom | P | Ohio State | 3 | 1981-82 |
| Ortega, Ralph | LB | Florida | 54 | 1979-80 |
| Oubre, Louis | G | Oklahoma | 68 | 1987 |

| | | | | |
|-------------------|----|---------------|----|---------|
| Ours, Greg | C | Muskingum | 63 | 1987 |
| Overstreet, David | RB | Oklahoma | 20 | 1983 |
| Owens, Morris | WR | Arizona State | 82 | 1975-76 |
| Owens, Rich | DE | Lehigh | 96 | 1999-00 |

- P -

| | | | | |
|-----------------------|-----------|-------------------------|------------|------------------|
| Paige, Tony | FB | Virginia Tech | 49 | 1990-92 |
| Page, Chase | DE | North Carolina | 95 | 2007 |
| Palmer, Dick | LB | Kentucky | 50 | 1970 |
| Park, Ernie | G | McMurray | 61 | 1966 |
| Parmalee, Bernie | RB | Ball State | 30 | 1992-98 |
| Pearson, Willie | CB | North Carolina A&T | 41 | 1969 |
| Pederson, Doug | QB | Northeast Louisiana | 14 | 1993 |
| Peelle, Justin | TE | Oregon | 87 | 2006-07 |
| Pennington, Chad | QB | Marshall | 10 | 2008-10 |
| Polite, Lousaka | FB | Pittsburgh | 36 | 2008-10 |
| Perriman, Brett | WR | Miami (Fla.) | 80 | 1997 |
| Perry, Ed | TE | James Madison | 89 | 1997-04 |
| Perry, Jerome | S | Eastern Michigan | 33 | 2007 |
| Perry, Todd | G | Kentucky | 75 | 2001-03 |
| Pesuit, Wally | T | Kentucky | 65 | 1977-78 |
| Petrella, Bob | S | Tennessee | 48 | 1966-71 |
| Phillips, Lawrence | RB | Nebraska | 21 | 1997 |
| Pidgeon, Tim | LB | Syracuse | 94 | 1987 |
| Planansky, Joe | TE | Chadron State | 88 | 1995 |
| Plummer, Bruce | CB | Mississippi State | 38 | 1988 |
| Pool, David | CB | Carson-Newman | 27 | 1994 |
| Poole, Ken | DT | Northeast Louisiana | 78 | 1981-82 |
| Poole, Will | CB | USC | 27 | 2004-05 |
| Pope, Derrick | LB | Alabama | 56 | 2004-07 |
| Porter, Joey | LB | Colorado State | 55 | 2007-09 |
| Potter, Steve | LB | Virginia | 54 | 1981-82 |
| Potts, Roosevelt | FB | Northeast Louisiana | 42 | 1997 |
| Pouncey, Mike | C | Florida | 51 | 2011 |
| Powell, Alvin | G | Winston-Salem State | 78 | 1989 |
| Powell, Jesse | LB | West Texas State | 56 | 1969-73 |
| Preston, Roell | WR | Mississippi | 82 | 1999 |
| Price, Sam | RB | Illinois | 30 | 1966-68 |
| Pritchett, Stanley | FB | South Carolina | 36 | 1996-99 |
| Procter, Corey | C | Montana | 71 | 2010 |
| Prokop, Joe | P | Cal Poly-Pomona | 7 | 1992 |
| Pruitt, James | WR | Cal State-Fullerton | 82, 87, 81 | 1986-88, 1990-91 |
| Pruitt, Julius | WR | Ouachita-Baptist | 11 | 2011 |
| Pryor, Barry | RB | Boston University | 31 | 1969-70 |
| Pyburn, Jack | T | Texas A&M | 65 | 1967-68 |

- R -

| | | | | |
|--------------------|----|-------------------|--------|------------|
| Rader, Jason | TE | Marshall | 85 | 2006 |
| Raglin, Floyd | CB | Southern | 24 | 1987 |
| Randle, Tate | S | Texas Tech | 21 | 1987 |
| Rather, Bo | WR | Michigan | 82, 85 | 1973, 1978 |
| Ray, Ricky | CB | Norfolk State | 43 | 1981-82 |
| Readon, Ike | DT | Hampton Institute | 79 | 1987 |
| Reaves, Willard | RB | Northern Arizona | 38 | 1989 |
| Reed, Kerry | WR | Michigan State | 15 | 2007 |
| Reese, Don | DT | Jackson State | 76, 60 | 1974-76 |
| Reichenbach, Mike | LB | East Stroudsburg | 52 | 1990-91 |
| Reilly, Dameon | WR | Rhode Island | 83 | 1987 |
| Reveiz, Fuad | K | Tennessee | 7 | 1985-88 |
| Rhone, Earnie | LB | Henderson State | 55 | 1975-84 |
| Rice, Ken | G | Auburn | 75 | 1966-67 |
| Richardson, Jeff | T | Michigan State | 76 | 1969 |
| Richardson, John | DT | UCLA | 74 | 1967-71 |
| Richardson, Kyle | P | Arkansas State | 5 | 1997 |
| Richardson, Willie | WR | Jackson State | 87 | 1970 |
| Riley, Jim | DE | Oklahoma | 70 | 1967-71 |
| Roberson, Bo | WR | Cornell | 40 | 1966 |
| Roberson, Vern | S | Grambling | 42 | 1977 |
| Roberts, Archie | QB | Columbia | 16 | 1967 |

| | | | | |
|-------------------|-------|--------------------|--------|---------------|
| Roberts, George | P | Virginia Tech | 4 | 1978-80 |
| Roberts, Guy | LB | Maryland | 59 | 1977 |
| Robinson, Derreck | DE | Iowa | 75 | 2007 |
| Robinson, Fred | LB | Miami (Fla.) | 91 | 1986 |
| Robinson, Bryan | DE | Fresno State | 98 | 2004 |
| Robiskie, Terry | FB | Louisiana State | 38 | 1980-81 |
| Roby, Reggie | P | Iowa | 4 | 1983-92 |
| Roderick, John | WR | Southern Methodist | 87 | 1966-67 |
| Rodgers, Derrick | LB | Arizona State | 59 | 1997-02 |
| Rogers, Charlie | RB/KR | Georgia Tech | 32 | 2003 |
| Rogers, Nick | LB | Georgia Tech | 50 | 2005 |
| Romero, Dario | DT | Eastern Washington | 73, 94 | 2002-04 |
| Rosario, Dante | TE | Oregon | 81 | 2011 |
| Rose, Donovan | S | Hampton Institute | 26 | 1986-87 |
| Rose, Joe | TE | California | 80 | 1980-85 |
| Rosenfels, Sage | QB | Iowa State | 18 | 2002-05, 2011 |
| Roth, Matt | DE/LB | Iowa | 98 | 2005-09 |
| Roth, Pete | FB | Northern Illinois | 32 | 1987 |
| Royals, Mark | P | Appalachian State | 3 | 2002-03 |
| Ruddy, Tim | C | Notre Dame | 61 | 1994-03 |
| Rudolph, Jack | LB | Georgia Tech | 55 | 1966 |
| Russell, Cliff | WR | Utah | 88 | 2005-06 |
| Russell, Twan | LB | Miami (Fla.) | 56 | 2000-02 |
| Ryan, Sean | TE | Boston College | 89 | 2008 |

- S -

| | | | | |
|----------------------|-----------|----------------------|-----------|-------------|
| Salter, Bryant | S | Pittsburgh | 30 | 1976 |
| Sampleton, Lawrence | TE | Texas | 80 | 1987 |
| Sander, Mark | LB | Louisville | 58 | 1992 |
| Sapp, Benny | CB | Northern Iowa | 27 | 2010-11 |
| Satele, Samson | C | Hawaii | 64 | 2007-08 |
| Saxon, James | RB | San Jose State | 22 | 1992-94 |
| Schamel, Duke | LB | South Dakota | 60 | 1987 |
| Schulters, Lance | S | Hofstra | 30, 31 | 2005, 2007 |
| Schwedes, Scott | WR | Syracuse | 81 | 1987-90 |
| Scott, Jake | S | Georgia | 13 | 1970-75 |
| Scott, Ronald | RB | Southern | 33 | 1987 |
| Scott, Stanley | DE | Florida State | 77 | 1987 |
| Seau, Junior | LB | Southern California | 55 | 2003-05 |
| Secules, Scott | QB | Virginia | 9 | 1989-92 |
| Seiple, Larry | P/RB/TE | Kentucky | 20 | 1967-77 |
| Selfridge, Andy | LB | Virginia | 51 | 1976 |
| Sellers, Ron | WR | Florida State | 34 | 1973 |
| Sendlein, Robin | LB | Texas | 52 | 1985 |
| Shannon, Larry | WR | East Carolina | 19, 82 | 1998-99 |
| Shaw, Josh | DT | Michigan State | 75, 76 | 2004-05 |
| Shaw, Terrance | CB | Stephen F. Austin | 22 | 2000 |
| Sheets, Kory | RB | Purdue | 22 | 2009-10 |
| Sheldon, Mike | T | Grand Valley State | 68 | 1997-99 |
| Shelton, L.J. | G/T | Eastern Michigan | 70 | 2006-07 |
| Shepherd, Leslie | WR | Temple | 84 | 2000 |
| Shipp, Jackie | LB | Oklahoma | 50 | 1984-88 |
| Shiver, Sanders | LB | Carson-Newman | 52, 96 | 1984-85 |
| Shuler, Mickey | TE | Penn State | 86 | 2010 |
| Shull, Steve | LB | William & Mary | 59, 52 | 1980-83 |
| Siler, Rich | TE | Texas A&M | 87 | 1987 |
| Simmons, Sam | WR | Northwestern | 83 | 2003 |
| Simpson, Antoine | DT | Houston | 98 | 1999 |
| Simpson, Bob | DE | Colorado | 70 | 1978 |
| Sims, Keith | G | Iowa State | 69 | 1990-97 |
| Singleton, Chris | LB | Arizona | 55 | 1993-96 |
| Slaton, Steve | RB | West Virginia | 23 | 2011 |
| Small, Gerald | CB | San Jose State | 48 | 1978-83 |
| Smiley, Justin | G | Alabama | 65 | 2008-09 |
| Smith, Brent | G/T | Mississippi State | 74 | 1997-02 |
| Smith, Clifton | RB/KR | Fresno State | 22 | 2010 |
| Smith, Derek | LB | Arizona State | 59 | 2008 |
| Smith, Frankie | CB | Baylor | 28, 29 | 1993-95 |
| Smith, Kelvin | LB | Syracuse | 58 | 2007 |

| | | | | |
|------------------------|--------------|----------------------|-----------|------------------|
| Smith, Lamar | RB | Houston | 26 | 2000-01 |
| Smith, Mike | CB | Texas-El Paso | 25 | 1985-87 |
| Smith, Sammie | RB | Florida State | 33 | 1989-91 |
| Smith, Sean | CB | Utah | 24 | 2009-11 |
| Smith, Tom | RB | Miami (Fla.) | 29 | 1973 |
| Smith, Wade | T | Memphis | 74 | 2003-06 |
| Smith, Willie | TE | Miami (Fla.) | 84 | 1987 |
| Sochia, Brian | DT | NW Oklahoma State | 70 | 1986-91 |
| Soliai, Paul | DT | Utah | 96 | 2007-11 |
| Solomon, Freddie | WR | Tampa | 86 | 1975-77 |
| Solomon, Jesse | LB | Florida State | 58 | 1994 |
| Sowell, Robert | CB | Howard | 45, 42 | 1983-85, 1987 |
| Sperry, Kory | TE | Colorado State | 85 | 2009 |
| Speyrer, Cotton | WR | Texas | 82 | 1975 |
| Spikes, Irving | RB | Northeast Louisiana | 40, 35 | 1994-97 |
| Spitler, Austin | LB | Ohio State | 53 | 2010-11 |
| Spragan, Donnie | LB | Stanford | 59 | 2005-07 |
| Spriggs, Marcus | T | Houston | 76 | 2001-02 |
| Squirek, Jack | LB | Illinois | 53 | 1986 |
| Stanfill, Bill | DE | Georgia | 84 | 1969-76 |
| Stankavage, Scott | QB | North Carolina | 14 | 1987 |
| Stanley, Walter | WR | Mesa (Colo.) | 88 | 1991 |
| St. Clair, John | T | Virginia | 70 | 2004 |
| Starks, Randy | DE/DT | Maryland | 94 | 2008-11 |
| Stephenson, Dwight | C | Alabama | 57 | 1980-87 |
| Stewart, Michael | S | Fresno State | 35 | 1994-96 |
| Stewart, Rayna | S | Northern Arizona | 21 | 1998 |
| Stofa, John | QB | Buffalo | 15, 5 | 1966-67, 1969-70 |
| Stokes, Barry | T | Eastern Michigan | 67 | 1998 |
| Storr, Greg | LB | Boston College | 50 | 1987 |
| Stoudt, Cliff | QB | Youngstown State | 18 | 1989 |
| Stowe, Otto | WR | Iowa State | 82 | 1971-72 |
| Stoyanovich, Pete | K | Indiana | 10 | 1989-95 |
| Stradford, Troy | RB | Boston College | 50 | 1987-90 |
| Strock, Don | QB | Virginia Tech | 18 | 1974-87 |
| Strother, Billy | LB | New Mexico | 82 | 2004 |
| Stubbs, Daniel | DE | Miami (Fla.) | 96 | 1996-98 |
| Stuckey, Henry | CB | Missouri | 48 | 1972-74 |
| Suggs, Lee | RB | Virginia Tech | 22 | 2006 |
| Surtain, Patrick | CB | Southern Mississippi | 23 | 1998-04 |
| Swain, John | CB | Miami (Fla.) | 29, 40 | 1985, 1987 |
| Swayne, Harry | T | Rutgers | 70 | 2001 |
| Swift, Doug | LB | Amherst | 59 | 1970-75 |
| Swoopes, Pat | DE | Mississippi State | 67 | 1991 |

- T -

| | | | | |
|-----------------------|-----------|----------------------|-----------|---------------------|
| Tagliaferri, John | RB | Cornell | 35 | 1987 |
| Tanner, Barron | DT | Oklahoma | 72 | 1997-98 |
| Tautolo, Terry | LB | UCLA | 52 | 1983-84 |
| Taylor, Ed | CB | Memphis State | 45 | 1979-82 |
| Taylor, Henry | DT | South Carolina | 98 | 2001 |
| Taylor, Jason | DE/LB | Akron | 99 | 1997-07, 2009, 2011 |
| Taylor, Johnny | LB | Hawaii | 54 | 1986 |
| Teague, George | S | Alabama | 23 | 1997 |
| Teal, Jimmy | WR | Texas A&M | | 1988 |
| Testerman, Don | FB | Clemson | 34 | 1980 |
| Thayer, Tom | G/C | Notre Dame | 57 | 1993 |
| Thigpen, Tyler | QB | Coastal Carolina | 16 | 2009-10 |
| Thomas, Daniel | RB | Kansas State | 33 | 2011 |
| Thomas, Donald | G | Connecticut | 66 | 2008-09 |
| Thomas, Joey | CB | Montana State | 41 | 2008 |
| Thomas, Kiwaukeee | CB | Georgia Southern | 20 | 2005 |
| Thomas, Lamar | WR | Miami (Fla.) | 85 | 1996-00 |
| Thomas, Norris | CB | Southern Mississippi | 41 | 1977-79 |
| Thomas, Rodell | LB | Alabama State | 53, 54 | 1981, 1983-84 |
| Thomas, Rodney | CB | Brigham Young | 45, 24 | 1988-90 |
| Thomas, Thurman | RB | Oklahoma State | 34 | 2000 |
| Thomas, Zach | LB | Texas Tech | 54 | 1996-07 |
| Thompson, Derris | WR | Baylor | 88 | 2003-04 |
| Thompson, Lamont | S | Washington State | 27 | 2007 |

| | | | | |
|-----------------------|-----------|-----------------------|-----------|------------------|
| Thompson, Reyna | CB | Baylor | 19, 24 | 1986-88 |
| Thornton, Jack | LB | Auburn | 59 | 1966 |
| Tiffin, Van | K | Alabama | 3 | 1987 |
| Tilley, Emmett | LB | Duke | 52 | 1983 |
| Tillman, Andre | TE | Texas Tech | 87 | 1974-78 |
| Tillman, Travares | S | Georgia Tech | 26 | 2005-07 |
| Toews, Jeff | G | Washington | 60 | 1979-85 |
| Torbor, Reggie | LB | Auburn | 52 | 2008-09 |
| Torczon, LaVerne | DE | Nebraska | 88 | 1966 |
| Torrey, Bob | FB | Penn State | 38 | 1979 |
| Toth, Tom | G | Western Michigan | 76 | 1986-89 |
| Towle, Steve | LB | Kansas | 56 | 1975-80 |
| Towns, Lester | LB | Washington | 57 | 2005 |
| Traylor, Keith | DT | Central State (Okla.) | 94 | 2005-07 |
| Trusnik, Jason | LB | Ohio-Northern | 93 | 2011 |
| Tucker, Gary | RB | Tennessee-Chattanooga | 27 | 1968 |
| Turk, Matt | P | Wisconsin-Whitewater | 1 | 2000-01, 2003-04 |
| Turner, Patrick | WR | Southern California | 84 | 2009 |
| Turner, T.J. | DE | Houston | 95 | 1986-92 |
| Twilley, Howard | WR | Tulsa | 81 | 1966-76 |

- U -

| | | | | |
|--------------------|----|-------------|----|---------|
| Uhlenhake, Jeff | C | Ohio State | 63 | 1989-93 |
| Urbanek, Jim | DT | Mississippi | 79 | 1968 |
| Uwaezuoke, Iheanyi | WR | California | 80 | 1998 |

- V -

| | | | | |
|-------------------|-------|---------------|----|---------|
| Veasey, Craig | DT | Houston | 94 | 1993-94 |
| Vick, Marcus | WR/QB | Virginia Tech | 16 | 2006 |
| Vigorito, Tom | RB/WR | Virginia | 32 | 1981-85 |
| Vincent, Troy | CB | Wisconsin | 23 | 1992-95 |
| Volk, Rick | S | Michigan | 21 | 1977-78 |
| von Schamann, Uwe | K | Oklahoma | 5 | 1979-84 |

- W -

| | | | | |
|-------------------------|-----------|------------------------|-----------|------------------|
| Wade, Charley | WR | Tennessee State | 37 | 1973 |
| Wade, Jonathan | CB | Tennessee | 32 | 2011 |
| Wade, Todd | T | Mississippi | 71 | 2000-03 |
| Wainright, Frank | TE | Northern Colorado | 82 | 1995-98 |
| Wake, Cameron | LB | Penn State | 91 | 2009-11 |
| Walden, Erik | LB | Middle Tennessee | 50 | 2008-10 |
| Walker, Bracey | S | North Carolina | 26 | 1997 |
| Walker, Brian | S | Washington State | 45 | 1997-98, 2000-01 |
| Walker, Fulton | CB | West Virginia | 41 | 1981-84 |
| Wallace, Roberto | WR | San Diego State | 18 | 2010-11 |
| Walters, Rod | G | Iowa | 76 | 1980 |
| Wantland, Hal | S | Tennessee | 46 | 1966 |
| Ward, Chris | T | Ohio State | 67 | 1986 |
| Ward, Dedric | WR | Northern Iowa | 87 | 2001-02 |
| Ward, Ronnie | LB | Kansas | 55 | 1997 |
| Warfield, Paul | WR | Ohio State | 42 | 1970-74 |
| Warren, Jimmy | CB | Illinois | 49 | 1966-69 |
| Washington, Dick | CB | Bethune-Cookman | 44 | 1968 |
| Washington, Mark | LB | Texas State | 51 | 2007 |
| Weaver, Jed | TE | Oregon | 82 | 2000-02 |
| Webb, Richmond | T | Texas A&M | 78 | 1990-00 |
| Webster, Larry | DT | Maryland | 79 | 1992-94 |
| Weidner, Bert | G/C | Kent State | 60 | 1990-95 |
| Weisacosky, Ed | LB | Miami (Fla.) | 51 | 1968-70 |
| Welker, Wes | WR | Texas Tech | 83 | 2004-06 |
| West, Willie | S | Oregon | 22 | 1966-68 |
| Westmoreland, Dick | CB | North Carolina A&T | 25 | 1966-69 |
| White, Jeris | CB | Hawaii | 42 | 1974-76 |
| White, Pat | QB | West Virginia | 6 | 2009 |
| Whitley, Taylor | G | Texas A&M | 69 | 2003-04 |
| Wickert, Tom | T | Washington State | 60 | 1974 |
| Wilford, Ernest | WR | Virginia Tech | 18 | 2008 |
| Wilkinson, Dan | DT | Ohio State | 95 | 2006 |

| | | | | |
|----------------------|-----------|------------------------|---------------|------------------------|
| Williams, Delvin | RB | Kansas | 24 | 1978-80 |
| Williams, Gene | G | Iowa State | 61 | 1991-92 |
| Williams, Jarvis | S | Florida | 26 | 1988-93 |
| Williams, Jay | DE | Wake Forest | 91 | 2002-04 |
| Williams, Joel | TE | Notre Dame | 88 | 1987 |
| Williams, Kevin | S | Oklahoma State | 38 | 2000 |
| Williams, Maxie | G/T | Southeastern Louisiana | 78 | 1966-70 |
| Williams, Mike | WR | Northeastern | 87 | 1991-95 |
| Williams, Quintin | S | Wake Forest | 38 | 2004 |
| Williams, Renauld | LB | Hofstra | 53 | 2004 |
| Williams, Ricky | RB | Texas | 34 | 2002-03, 2005, 2007-10 |
| Williams, Ronnie | TE | Oklahoma State | 85 | 1993-95 |
| Wilmsmeyer, Klaus | P | Louisville | 8 | 1998 |
| Wilson, George, Jr. | QB | Xavier | 10 | 1966 |
| Wilson, Gibril | S | Tennessee | 28 | 2009 |
| Wilson, Jerry | CB | Southern | 24 | 1996-00 |
| Wilson, Jimmy | CB | Montana | 25, 27 | 2011 |
| Wilson, Karl | DE | Louisiana State | 77, 72 | 1990, 1993 |
| Wilson, Robert | FB | Texas A&M | 49 | 1994-96 |
| Wimberly, Derek | DE | Purdue | 78 | 1987 |
| Windauer, Bill | DT | Iowa | 70 | 1975 |
| Winfrey, Stan | RB | Arkansas State | 33 | 1975-77 |
| Wiska, Jeff | G | Michigan State | 74 | 1987 |
| Wood, Dick | QB | Auburn | 18 | 1966 |
| Wooden, Shawn | S | Notre Dame | 22, 35 | 1996-99, 2001-04 |
| Woodley, David | QB | Louisiana State | 16 | 1980-83 |
| Woods, Larry | DT | Tennessee State | 70 | 1973 |
| Woodson, Fred | G | Florida A&M | 61 | 1967-69 |
| Worrell, Cameron | S | Fresno State | 44 | 2007 |
| Wright, Manuel | DT | Southern California | 75 | 2005 |
| Wright, Rodrigue | DT | Texas | 90 | 2006-08 |
| Wyrick, Jimmy | CB | Minnesota | 25, 35 | 2003-04 |

- Y -

| | | | | |
|----------------------|-----------|-----------------|-----------|-------------|
| Yates, Billy | G | Texas A&M | 73 | 2003 |
| Yeatman, Will | TE | Maryland | 89 | 2011 |
| Yepremian, Garo | K | None | 1 | 1970-78 |
| Young, Steve | T | Colorado | 74 | 1977 |
| Young, Willie | T | Alcorn A&M | 76 | 1973 |

- Z -

| | | | | |
|----------------|----|------------|--------|---------|
| Zawatson, Dave | T | California | 75 | 1991 |
| Zecher, Rich | DT | Utah State | 77 | 1966-67 |
| Zgonina, Jeff | DT | Purdue | 92, 90 | 2003-06 |
| Zolak, Scott | QB | Maryland | 14 | 1999 |

Boldface indicates active player or coach.

WHERE THEY'VE COME FROM

(Colleges and Universities which have produced Dolphin players)

Abilene-Christian 2, Akron 2, Alabama 18, Alabama State 1, Albany (Ga.) State 1, Alcorn A&M 1, Alma 1, Amherst 2, Appalachian State 1, Arizona 4, Arizona State 8, Arkansas 5, Arkansas Pine-Bluff 2, Arkansas State 6, Auburn 17, Ball State 1, Baylor 10, Benedict College 1, Bethune-Cookman 7, Boise State 2, Boston College 7, Boston University 2, Bowling Green 1, Brigham Young 4, Buffalo 1, Butte College 1, California 5, California-Davis 2, Cal Poly-Pomona 1, Cal Poly-SLO 1, Cal State-Fullerton 1, Cal State-Los Angeles 1, Carson-Newman 2, Catawba 1, Central College (Iowa) 1, Central Florida 2, Central Michigan 1, Central State (Ohio) 1, Central State (Okla.) 1, Chadron State (Neb.) 1, Cincinnati 1, Clemson 6, Coastal Carolina 1, Colorado 9, Colorado State 3, Columbia 1, Connecticut 3, Cornell 3, Dartmouth 2, Dayton 1, Delaware 1, Delta State 1, Duke 6, East Carolina 6, East Stroudsburg 1, East Texas State 1, Eastern Kentucky 2, Eastern Michigan 5, Eastern New Mexico 1, Eastern Washington 4, Elizabeth City College 1, Fairmont State 1, Fayetteville State 1, Ferrum College 1, Florida 15, Florida A&M 6, Florida State 10, Ft. Valley State 1, Franklin and Marshall 1, Fresno State 6, Furman 1, Gardner-Webb 1, Georgia 7, Georgia Southern 1, Georgia Tech 12, Grambling 4, Grand Valley State 1, Hampton 6, Hawaii 7, Henderson State 2, Hofstra 2, Holy Cross 1, Houston 9, Howard 1, Howard Payne 1, Idaho 1, Illinois 8, Illinois

State 2, Indiana 10, Indiana State 1, Iona 1, Iowa 8, Iowa State 8, Jackson State 5, Jacksonville State 1, James Madison 3, Kansas 4, Kansas State 4, Kent State 4, Kentucky 12, Lamar 1, Lehigh 1, Liberty 4, Long Beach City College 1, Louisiana-Lafayette 1, Louisiana-Monroe 5, Louisiana State 13, Louisville 7, MacMurray 1, Marshall 3, Maryland 11, Massachusetts 1, McNeese State 2, Memphis 7, Mesa (Colo.) 2, Miami (Fla.) 30, Miami (Ohio) 1, Michigan 13, Michigan State 12, Michigan Tech 1, Middle Tennessee State 2, Midwestern State 1, Minnesota 7, Mississippi 12, Mississippi State 6, Missouri 4, Monmouth 1, Montana 5, Montana State 2, Montclair State 1, Morgan State 1, Morris Brown 1, Muskingum 1, Nebraska 10, Nevada 4, New Hampshire 1, New Mexico 3, New Mexico State 3, No College 4, Norfolk State 1, North Alabama 2, North Carolina 11, North Carolina A&T 3, North Carolina Central 1, North Carolina State 4, North Dakota State 2, North Texas 2, Northeastern 1, Northeastern State (Okla.) 1, Northern Arizona 3, Northern Colorado 1, Northern Illinois 1, Northern Iowa 3, Northern Michigan 1, Northwestern 4, Northwestern Oklahoma State 1, Northwestern State (La.) 1, Notre Dame 11, Ohio Northern 1, Ohio State 24, Oklahoma 11, Oklahoma State 4, Omaha 1, Oregon 9, Oregon State 1, Ouchita Baptist 1, Pacific 1, Penn State 13, Pittsburg State (Kan.) 1, Pittsburg 7, Princeton 1, Purdue 13, Rhode Island 2, Rice 4, Rutgers 4, St. Cloud State 1, San Diego State 6, San Jose State 5, South Carolina 8, South Carolina State 1, South Dakota 1, South Dakota State 1, South Florida 1, Southern 6, Southern California 9, Southern Illinois 1, Southern Methodist 3, Southern Mississippi 5, Stanford 7, Stephen F. Austin 3, Syracuse 16, Tampa 3, Temple 2, Tennessee 21, Tennessee-Chattanooga 1, Tennessee State 6, Texas 7, Texas A&M 17, Texas A&M-Kingsville 1, Texas Arlington 2, TCU 5, Texas-El Paso 1, Texas Southern 5, Texas State 3, Texas Tech 7, Toledo 1, Tulane 3, Tulsa 7, UCLA 8, Utah 11, Utah State 3, Vanderbilt 3, Villanova 1, Virginia 10, Virginia State 1, Virginia Tech 11, Wake Forest 4, Washington 7, Washington State 6, Wayne State 1, Weber State 2, Western Carolina 1, Western Illinois 2, Western Michigan 2, West Texas State 2, West Virginia 8, Wichita State 1, William & Mary 1, Winston-Salem State 2, Wisconsin 8, Wisconsin-Whitewater 1, Wyoming 2, Xavier 2, Yale 1, Youngstown State 1.

TOP SCHOOLS: 30 – Miami (Fla.); 24 – Ohio State; 21 – Tennessee; 18 – Alabama; 17 – Auburn, Texas A&M; 16 – Syracuse; 15 – Florida; 13 – Louisiana State, Michigan, Penn State, Purdue; 12 – Georgia Tech, Kentucky, Michigan State, Mississippi.

LENGTH OF SERVICE

| TOTAL YEARS | NAME AND YEARS PLAYED |
|-------------|--|
| 17 | Dan Marino 83-99 |
| 15 | Bob Kuechenberg 70-84 |
| 14 | Bob Griese 67-80; Don Strock 74-87 |
| 13 | Nat Moore 74-86; Jason Taylor 97-07, 2009, 2011 |
| 12 | Vern Den Herder 71-82; Bruce Hardy 78-89; Jim Jensen 81-92; Larry Little 69-80; Ed Newman 73-84; Zach Thomas 96-07 |
| 11 | Tim Bowens, 94-04; Mark Duper 82-92; Tim Foley 70-80; Larry Seiple 67-77; Howard Twilley 66-76; Richmond Webb 90-00 |
| 10 | Dick Anderson 68-77; Bob Baumhower 77-86; Doug Betters 78-87; Mark Clayton 83-92; Jeff Dellenbach 85-94; Norm Evans 66-75; Jon Giesler 79-88; Jim Langer 70-79; Paul Lankford 82-91; Ronnie Lee 79-82, 84-89; Olindo Mare 97-06; Don McNeal 80-89; Earnie Rhone 75-84; Reggie Roby 83-92; Tim Ruddy, 94-03 |

DOLPHINS BY THE NUMBERS

(1966-11)

- 1 – Garo Yepremian (1970-78); Tony Franklin (1988); Willie Beecher (1988); Matt Turk (2000-01, 2003-04)
- 2 – Cookie Gilchrist (1966); *Willie Beecher (1987); Brandon Fields (2008-11)
- 3 – Tom Orosz (1981-82); *Stacy Gore (1987); Van Tiffin (1987); Mark Royals (2002-03); Joey Harrington (2006); Jay Feely (2007)
- 4 – George Roberts (1978-80); Reggie Roby (1983-92); Tom Hutton (1999); Brandon Fields (2007)
- 5 – Booth Lusteg (1967); John Stofa (1969-70); Uwe von Schamann (1979-84); Jeff Hayes (1987); Kyle Richardson (1997); Matt Bryant (2004); Donnie Jones (2005-06), Dan Carpenter (2008-11)
- 6 – Jim Arnold (1994); Joe Nedney (1996-97); Brent Bartholomew (1999); Ray Lucas (2001-

- 02); Pat White (2009); JP Losman (2011)
- 7 – Billy Lothridge (1972); Guy Benjamin (1978-79); Fuad Reveiz (1985-88); Charlie Baumann (1991); Joe Prokop (1992); Dale Hatcher (1993); Craig Erickson (1996-98); A.J. Feeley (2004-05); Chad Henne (2008-11)
- 8 – Klaus Wilmsmeyer (1998); Daunte Culpepper (2006); Matt Moore (2011)
- 9 – Scott Secules (1989-92); Jay Fiedler (2000-04); John Beck (2007-08)
- 10 – George Wilson, Jr. (1966); George Mira (1971); Don Strock (1974-87); Pete Stoyanovich (1989-95); Olindo Mare (1997-06); Trent Green (2007); Chad Penington (2008-10); Clyde Gates (2011)
- 11 – Rick Norton (1966-69); Jim Del Gaizo (1972, 1975); Jim Jensen (1981-92); Dan McGwire (1995); Damon Huard (1997-00); Bill Gramatica (2004); Gus Frerotte (2005); Julius Pruitt (2011)
- 12 – Bob Griese (1967-80)
- 13 – Jake Scott (1970-75); Dan Marino (1983-99)
- 14 – *Scott Stankavage (1987); Doug Pederson (1993); Scott Zolak (1999); Brian Griese (2003); Kendall Newson (2004-05); Marlon Moore (2010-11)
- 15 – John Stofa (1966-67); Kim Hammond (1968); Karl Kremser (1969-70); Charles Leigh (1971); Earl Morrall (1972-76); *Kyle Mackey (1987); Kirby Dar Dar (1995, 1997); Ronald Bellamy (2004); Kerry Reed (2007); Davone Bess (2008-11)
- 16 – Archie Roberts (1967); Tom Boutwell (1969); David Woodley (1980-83); Robert Baker (1999); Albert Johnson (2001); Marcus Vick (2006); Tyler Thigpen (2009-10); Shayne Graham (2011)
- 17 – Mike Michel (1977); Ron Jaworski (1987-88); Steve DeBerg (1993); John Kidd (1994-97); Todd Doxzon (1998); Cleo Lemon (2005-07); Brandon London (2008)
- 18 – Dick Wood (1966); Cliff Stoudt (1989); Sage Rosenfels (2002-05); Ernest Wilford (2008); Roberto Wallace (2010-11)
- 19 – Reyna Thompson (1986); Scott Mitchell (1990-93); Bernie Kosar (1994-96); Nate Jacquet (1998); Ted Ginn, Jr. (2007-09); Brandon Marshall (2010-11)
- 20 – Larry Seiple (1967-77); Neal Colzie (1979); David Overstreet (1983); *Rickey Isom (1987); Joe Cribbs (1988); Marc Logan (1989-91); Muhammad Oliver (1994); Ray Nealy (1997); John Avery (1998-99); Ben Kelly (2001); Lloyd Harrison (2002); Arturo Freeman (2003-04); Kiwaukee Thomas (2005); Eddie Jackson (2006); Lorenzo Booker (2007); Chris Crocker (2008); Reshad Jones (2010-11)
- 21 – Gene Mingo (1966-67); Jim Kiick (1968-74); Rick Volk (1977-78); *Tate Randle (1987); Mark Higgs (1990-94); Lawrence Phillips (1997); Rayna Stewart (1998); Autry Denson (1999-00); Terry Cousin (2001); Jamar Fletcher (2002-03); Antuan Edwards (2004); Travis Daniels (2005-06); André Goodman (2007-08); Vontae Davis (2009-11)
- 22 – Willie West (1966-68); Mercury Morris (1969-75); Tony Nathan (1979-87); Kerry Goode (1989); Tim McKyer (1990); James Saxon (1992-94); Shawn Wooden (1996-99); Terrance Shaw (2000); Shawn Wooden (2001-04); Jesse Chatman (2005); Lee Suggs (2006); Michael Lehan (2007-08); Kory Sheets (2009-10); Clifton Smith (2010); Reggie Bush (2011)
- 23 – Wes Matthews (1966); Charles Leigh (1973-74); Joe Carter (1984-86); Troy Stradford (1987); *Demetrious Johnson (1987); Troy Stradford (1987-90); Troy Vincent (1992-95); Robert Bailey (1996); George Teague (1997); Patrick Surtain (1998-04); Ronnie Brown (2005-10); Larry Johnson (2011); Steve Slaton (2011)
- 24 – Billy Hunter (1966); Jack Clancy (1967-69); Delvin Williams (1978-80); Reyna Thompson (1986-87); *Floyd Raglin (1987); Reyna Thompson (1987-88); Rodney Thomas (1989-90); Vestee Jackson (1991-93); Pat Johnson (1995); Jerry Wilson (1996-00); Jamar Fletcher (2001); Omare Lowe (2002); Sammy Knight (2003-04); Tebucky Jones (2005); Renaldo Hill (2006-08); Sean Smith (2009-11)
- 25 – Dick Westmoreland (1966-69); Tim Foley (1970-80); Mike Smith (1985-87); Louis Oliver (1989-93, 1995-96); Corey Harris (1997); Greg Jeffries (1999-00); Jimmy Wyrick (2003); Reggie Howard (2004-05); Will Allen (2006-11); Jimmy Wilson (2011)
- 26 – Frank Jackson (1966-67); Lloyd Mumphord (1969-74); Duriel Harris (1976); Donovan Rose (1986-87); Jarvis Williams (1988-93); Bracey Walker (1997); Lamar Smith (2000-01); Leonard Henry (2002-04); Travares Tillman (2005-07); Lex Hilliard (2009-11)
- 27 – Gary Tucker (1968); Gary Davis (1976-79); Lorenzo Hampton (1985-89); Stevon Moore (1990); David Pool (1994); Terrell Buckley (1995-99); Arturo Freeman (2000-02); Terrell Buckley (2003); Will Poole (2004-05); Shirdonya Mitchell (2006); Lamont Thompson (2007); Samkon Gado (2007); Benny Sapp (2010-11); Jimmy Wilson (2011)
- 28 – George Chesser (1966); Abner Haynes (1967); Gene Milton (1968-69); Ed Jenkins (1972); Hubert Ginn (1975); Don McNeal (1980-89); Michael McGruder (1990-91); Frankie Smith (1993); Gene Atkins (1994-96); Ray Hill (1998-00); Travis Minor (2002-06); Jesse Chatman (2007); Brannon Condren (2008); Gibril Wilson (2009); Nolan Carroll (2010-11)
- 29 – Jack Harper (1967-68); Garry Grady (1969); Tom Smith (1973); John Swain (1985); Liffort Hobley (1987-93); Frankie Smith (1994-95); Sam Madison (1997-05); André Goodman (2006); Travis Daniels (2007); Tyrone Culver (2008-11)
- 30 – Sam Price (1966-68); Bryant Salter (1976); Ron Davenport (1985-89); Bernie Parmalee (1992-98); Obafemi Ayanbadejo (2003); Lamar Gordon (2004); Lance Schulters (2005); Michael Lehan (2006); Casey Cramer (2008); Chris Clemons (2009-11)

- 31 – George Chesser (1967); Barry Pryor (1969-70); Terry Cole (1971); Norm Bulaich (1975-79); Rick Moser (1980); Eddie Hill (1981-84); Sean Hill (1994-96); Brock Marion (1998-03); Sammy Morris (2004-06); Lance Schulters (2007); Evan Oglesby (2010); Al Harris (2010); Charles Clay (2011)
- 32 – Joe Auer (1966-67); Hubert Ginn (1970-73); Benny Malone (1974-78); Tom Vigorito (1981-85); Donald Brown (1986); *Pete Roth (1987); Garrett Limbrick (1990); Bruce Alexander (1992-93); Aaron Craver (1994); Cleveland Gary (1994); Jerris McPhail (1996-97); J.J. Johnson (1999-01); Charlie Rogers (2003); Jamar Martin (2004); Jason Allen (2006-10); Nate Ness (2010); Nate Jones (2011); Jonathan Wade (2011)
- 33 – Billy Joe (1966); Hubert Ginn (1974); Stan Winfrey (1975-77); Billy Cesare (1980); Bo Matthews (1981); Rich Diana (1982); Craig Ellis (1986); *Ronald Scott (1987); Sammie Smith (1989-91); Karim Abdul-Jabbar (1996-99); Deon Dyer (2000-02); Vick King (2004); Jerome Perry (2007); Nate Jones (2008-09); Daniel Thomas (2011)
- 34 – Ron Sellers (1973); Jim Braxton (1978); Don Testerman (1980); Woody Bennett (1980-88); Nuu Faola (1989); Tony Collins (1990); Aaron Craver (1991-93); Tyrone Braxton (1994); Tim Jacobs (1996-97); Ron Moore (1998); Cecil Collins (1999); Thurman Thomas (2000); Travis Minor (2001); Ricky Williams (2002-03, 05, 07-10)
- 35 – Rick Casares (1966); Stan Mitchell (1966-70); Clayton Heath (1976); Nick Giaquinto (1980-81); *John Tagliaferri (1987); Kerry Glenn (1990-92); Michael Stewart (1994-96); Irving Spikes (1997); Ben Kelly (2000); Shawn Wooden (2001); Jimmy Wyrick (2004); Eddie Jackson (2005); Tuff Harris (2007)
- 36 – Preston Carpenter (1966); Charles Leigh (1972); Don Nottingham (1973-77); Steve Howell (1979-81); Tom Brown (1987-89); Stephen Braggs (1992-93); Stanley Pritchett (1996-99); Darian Barnes (2005-06); Lousaka Polite (2008-10)
- 37 – Charley Wade (1973); Andra Franklin (1981-84); Mike Kozlowski (1979-80); J.B. Brown (1989-96); Zebbie Lethridge (2001); Jeremiah Bell (2004-11)
- 38 – Leroy Harris (1977-78); Bob Torrey (1979); Terry Robiskie (1980-81); *Clarence Bailey (1987); Bruce Plummer (1988); Willard Reaves (1989); Calvin Jackson (1994-99); Kevin Williams (2000); Qunitin Williams (2004); Patrick Cobbs (2006-10); Richard Medlin (2011)
- 39 – Larry Csonka (1968-74, 1979)
- 40 – Bo Roberson (1966); Dick Anderson (1968-77); Mike Kozlowski (1981-86); *John Swain (1987); Irving Spikes (1994-96); Ray Green (2001-02); Sean McDermott (2003); Donovan Darius (2007); Jonathon Amaya (2010); Charles Alexander (2011)
- 41 – Willie Pearson (1969); Norris Thomas (1977-79); Fulton Walker (1981-84); *Mark Konecny (1987); African Grant (1990); Keith Byars (1993-96); Scott McGarrahan (2001); Joey Thomas (2008); Evan Oglesby (2009)
- 42 – Bill Darnall (1968-69); Paul Warfield (1970-74); Jeris White (1974-76); Vern Roberson (1977); Lyle Blackwood (1981-86); *Robert Sowell (1987); Ernest Gibson (1989); Chris Green (1991-94); Terry Kirby (1995); Roosevelt Potts (1997); Trent Gamble (2000-03); Doug Easlick (2004); Norman Lejeune (2005-06)
- 43 – Bob Neff (1966-68); Mike Holmes (1976); Jeff Allen (1980); Ricky Ray (1981-82); Larry Cowan (1982); Bud Brown (1984-88); Terry Kirby (1993-94); Scott McGarrahan (2002); Brock Forsey (2004); Jack Hunt (2006)
- 44 – Pete Jacquess (1966-67); Dick Washington (1968); Dean Brown (1970); Mike Howell (1972); Barry Hill (1975-76); Charles Cornelius (1977-78); Doug Beaudoin (1980); Paul Lankford (1982-91); Bobby Humphrey (1992); Aaron Craver (1994); Rob Konrad (1999-04); Heath Evans (2005); Cameron Worrell (2007)
- 45 – Mack Lamb (1967-68); Curtis Johnson (1970-78); Ed Taylor (1979-82); Robert Sowell (1983-85); *Trell Hooper (1987); Rodney Thomas (1988); Bobby Harden (1990-93); Brian Walker (1997-98, 2000-01); Lamont Brightful (2004); Reagan Mauia (2007)
- 46 – Hal Wantland (1966); Don Bessilleu (1979-81); Pete Johnson (1984); *Mark Irvin (1987); Dave Moore (1992); Boomer Grigsby (2008)
- 47 – John McGeever (1966); Tom Beier (1967, 1969); Ted Bachman (1976); Glenn Blackwood (1979-87); Stefon Adams (1990); Darrell Malone (1992-94); Robert Edwards (2002); Jeff Grau (2003); Courtney Bryan (2007-08)
- 48 – Bob Petrella (1966-71); Henry Stuckey (1972-74); Ken Ellis (1976); Wade Bosarge (1977); Gerald Small (1978-83); Mike Iaquaniello (1991); Jim Kitts (1997-98); Kantray Barber (1999); Brody Heffner-Liddiard (2000)
- 49 – Jimmy Warren (1966-69); Ray Jones (1971); Charlie Babb (1972-79); William Judson (1981-87); *Marvell Burgess (1987); William Judson (1987-89); Tony Paige (1990-92); Robert Wilson (1994-96); Dewayne Dotson (1997)
- 50 – Frank Emanuel (1968-69); Dick Palmer (1970); Bruce Elia (1975); Larry Gordon (1976-82); Jackie Shipp (1984-87); *Greg Storr (1987); Jackie Shipp (1987-88); Dave Ahrens (1989); Louis Cooper (1991); Dwight Hollier (1992-99); Michael Hamilton (2000); Brendon Ayanbadejo (2003-04); Nick Rogers (2005); Edmond Miles (2007); Erik Walden (2008-09); Bobby Carpenter (2010); Marvin Mitchell (2011)
- 51 – Jerry Hopkins (1967-68); Ed Weisacosky (1968-70); Larry Ball (1972-74); Rodrigo Barnes (1975); Andy Selfridge (1976); Rusty Chambers (1976-80); Mark Brown (1983-88); Greg Clark (1989); Bryan Cox (1991-95); Anthony Harris (1996-99); Tommy Hendricks (2000-03); Tony Bua (2004); Jason Glenn (2005); Mark Washington (2007); Akin Ayodele (2008-09); Tim Dobbins (2010); Mike Pouncey (2011)

- 52 – Mike Hudock (1966); Jimmy Keyes (1968-69); Mike Dennery (1976); Larry Ball (1977-78); Mel Land (1979); Steve Shull (1981-83); Emmitt Tilley (1983); Terry Tautolo (1983-84); Sanders Shiver (1984); Robin Sendlein (1985); *Dennis Fowlkes (1987); Scott Nicolas (1987); Mike Reichenbach (1990-91); Roosevelt Collins (1992); Brant Boyer (1994); Jeff Kopp (1995); Robert Jones (1998-00); Morlon Greenwood (2001-04); Channing Crowder (2005-10)
- 53 – Tom Erlandson (1966-67); Norm McBride (1969-70); Bob Matheson (1971-79); Rodell Thomas (1981); Ron Hester (1982-84); Jay Brophy (1984-86); Jack Squirek (1986); David Frye (1986-89); Ned Bolcar (1991-92); Aubrey Beavers (1994-95); Larry Izzo (1996-00); Renauld Williams (2004); Jim Maxwell (2006); Reggie Torbor (2008-09); Erik Walden (2010); Austin Spitler (2010-11)
- 54 – Wahoo McDaniel (1966-68); Bob Bruggers (1968); Dale McCullers (1969); Ted Davis (1970); Howard Kindig (1972-73); Ralph Ortega (1979-80); Steve Potter (1981-82); Rodell Thomas (1983-84); Alex Moyer (1985-86); Johnny Taylor (1986); *Steve Lubischer (1987); Larry Kolic (1987-88); E.J. Junior (1989-91); Chuck Bullough (1993-94); Zach Thomas (1996-07)
- 55 – Jack Rudolph (1966); Randall Edmunds (1968-69); Irv Goode (1973-74); Earnie Rhone (1975-84); Hugh Green (1985-91); David Merritt (1993); Chris Singleton (1993-96); Ronnie Ward (1997); Junior Seau (2003-05); Keith Newman (2006); Joey Porter (2007-09); Koa Misi (2010-11)
- 56 – Bob Bruggers (1966-67); Jesse Powell (1969-73); Steve Towle (1975-80); Charles Bowser (1982-85); John Offerdahl (1986-93); Mike Crawford (1997-98); Twan Russell (2000-02); Derrick Pope (2004-07); Charlie Anderson (2008-09); Kevin Burnett (2011)
- 57 – John Bramlett (1967-68); Sean Clancy (1978); Mike Kolen (1970-77); Dwight Stephenson (1980-87); *Scott Nicolas (1987); Tom Thayer (1993); Dion Foxx (1994-95); O.J. Brigrance (1997-99); Corey Moore (2001); Corey Jenkins (2003-04); Lester Towns (2005); Keith Adams (2006); Andy Alleman (2008); Micah Johnson (2010)
- 58 – Tom Goode (1966-69); Dale Farley (1971); Bruce Bannon (1973-74); Kim Bokamper (1977-85); Rick Graf (1987); Chris Gaines (1988); Ilia Jarostchuk (1988); Tony Furjanic (1988); Barry Krauss (1989); Mark Sander (1992); Jesse Solomon (1994); Antonio Armstrong (1995); O.J. Brigrance (1996); Scott Galyon (2000-02); Eddie Moore (2003-05); Kelvin Smith (2007); William Kershaw (2008-09); Karlos Dansby (2010-11)
- 59 – Jack Thornton (1966); Doug Swift (1970-75); Guy Roberts (1977); Steve Shull (1980); Bob Brudzinski (1981-89); John Grimsley (1991-93); Dewayne Dotson (1995); Derrick Rodgers (1997-02); Billy Strother (2004); Donnie Spragan (2005-07); Derek Smith (2008); J.D. Folsom (2009); Ikaika Alama-Francis (2010-11)
- 60 – Carl Mauck (1970); Al Jenkins (1972); Tom Wickert (1974); Don Reese (1976); Melvin Mitchell (1977-78); Jeff Toews (1979-85); *Duke Schamel (1987); Greg Clark (1989); Bert Weidner (1990-95); John Bock (1996-00); Spencer Folau (2001); Greg Jerman (2002-04); Steve Fifta (2007); Matt McChesney (2008); Al Johnson (2008); Andrew Hartline (2009)
- 61 – Ernie Park (1966); Fred Woodson (1967-69); Bob DeMarco (1970-71); Cleveland Green (1979); Thom Dornbrook (1980); Roy Foster (1982-87); *Greg Cleveland (1987); Roy Foster (1987-90); Gene Williams (1991-92); Tim Ruddy (1994-03)
- 62 – Jim Langer (1970-79); Harry Galbreath (1988-92); Chris Gray (1993-96); Frederick Evans (2006); Anthony Bryant (2007); Clifton Geathers (2010); Ryan Cook (2011)
- 63 – Billy Neighbors (1966-69); Mark Dennard (1978-83); Larry Lee (1985); *Greg Ours (1987); Jeff Uhlenhake (1989-93); Cal Dixon (1996); Mark Dixon (1998-03); Alonzo Ephraim (2005); Bennie Anderson (2006); Gene Mruczkowski (2007); Andrew Gardner (2009)
- 64 – Ed Newman (1973-84); Houston Hoover (1994); Larry Chester (2002-04); Kendyl Jacox (2006); Samson Satele (2007-08); Jake Grove (2009)
- 65 – Jim Higgins (1966); Jack Pyburn (1967-68); Maulty Moore (1972-74); Wally Pesuit (1977-78); Jeff Dellenbach (1985-87); *Bill Bealles (1987); Jeff Dellenbach (1987-94); Kevin Donnalley (1998-00); Troy Andrew (2001-02); Joe Berger (2005-06); Justin Smiley (2008-09)
- 66 – Larry Little (1969-80); Larry Lee (1986); *Jim Gilmore (1987); Everett McIver (1996-97); Kevin Gogan (1999); Heath Irwin (2000-01); Jamie Nails (2002-03); Rex Hadnot (2004-07); Donald Thomas (2008-09)
- 67 – Bob Kuechenberg (1970-84); Chris Ward (1986); Chris Conlin (1987); *Guy Goar (1987); Pat Swoopes (1991); Jeff Novak (1994); Barry Stokes (1998); Joe Berger (2009-10)
- 68 – Melvin Mitchell (1976); Eric Laakso (1978-84); Greg Koch (1986-87); *Louis Oubre (1987); Jim Huddleston (1987); Andrew Greene (1995); Mike Sheldon (1997-99); Seth McKinney (2002-06); Ikechuku Nduke (2008); Richie Incognito (2010-11)
- 69 – Mike Lambrecht (1987-89); Keith Sims (1990-97); Taylor Whitley (2003-04); Ray Feinga (2010-11)
- 70 – Jim Riley (1967-71); Larry Woods (1973); Tom Funchess (1974); Bill Windauer (1975); John Andrews (1975-76); Bob Simpson (1978); Bill Barnett (1980-85); Brian Sochia (1986-91); Eric Moore (1995); Mike Chalenski (1997); Harry Swayne (2001); John St. Clair (2004); L.J. Shelton (2006-07); Kendall Langford (2008-11)
- 71 – Charlie Fowler (1967-68); John Boynton (1969); Frank Cornish (1970-71); Darryl Carlton (1975-76); Mike Current (1977-79); Burton Lawless (1981); Mike Charles (1983-86); *Scott

- Kehoe (1987); Bob Gruber (1987); Ethan Albright (1995); Dunstan Anderson (1997); Todd Wade (2000-03); Tonui Fonoti (2006); Cory Lekkerkerker (2007); Lionel Dotson (2008-09); Cory Procter (2010); Marc Colombo (2011)
- 72 – Whit Canale (1966); Bill Keating (1967); Rudy Barber (1968); Bob Heinz (1969-77); Mike Fultz (1981); Richard Bishop (1982); Ronnie Lee (1984-87); *Steve Jacobson (1987); Ronnie Lee (1987-89); Karl Wilson (1993); Tom McHale (1995); Barron Tanner (1997-98); Vernon Carey (2004-11)
- 73 – Norm Evans (1966-75); Bob Baumhower (1977-86); Greg Johnson (1988); Ron Heller (1993-95); Dario Romero (2002); Billy Yates (2003); Stockar McDougle (2005); Evan Mathis (2008)
- 74 – John Richardson (1967-71); Randy Crowder (1974-76); Steve Young (1977); Cleveland Green (1980-86); Mark Dennis (1987); *Jeff Wiska (1987); Mark Dennis (1987-93); Ed Hawthorne (1995); Brent Smith (1997-02); Wade Smith (2003-06); Quentin Moses (2007-08); John Jerry (2010-11)
- 75 – Ken Rice (1966-67); Manny Fernandez (1968-75); Rick Dvorak (1977); Doug Betters (1978-87); Jeff Faulkner (1990); Dave Zawatson (1991); Shane Burton (1996-98); Damian Gregory (2000); Todd Perry (2001-03); Chidi Ahanotu (2004); Josh Shaw (2004); Manuel Wright (2005); Derreck Robinson (2007); Nate Garner (2009-11)
- 76 – Tom Nomina (1966-68); Jeff Richardson (1969); Willie Young (1973); Ron Berger (1973); Don Reese (1974-75); John Alexander (1977-78); Rod Walters (1980); Mike Fultz (1981); Steve Clark (1982-85); Tom Toth (1986-89); Tim Irwin (1994); James Brown (1996-99); Marcus Spriggs (2001-02); Josh Shaw (2005); Chris Liwinski (2007); Brandon Frye (2008); Lydon Murtha (2009-11)
- 77 – Rich Zecher (1966-67); Doug Crusan (1968-74); A.J. Duhe (1977-84); *Stanley Scott (1987); Louis Cheek (1988-89); Karl Wilson (1990); Jeff Buckey (1996-98); Damion McIntosh (2004-06); Jake Long (2008-11)
- 78 – Maxie Williams (1966-70); Wayne Mass (1971); Jim Dunaway (1972); Tom Drougas (1975-76); Carl Barisch (1977-80); Ken Poole (1981-82); Charles Benson (1983-84); Jerome Foster (1986); *Derek Wimberly (1987); Doug Marrone (1987); Alvin Powell (1989); Richmond Webb (1990-00); Jeno James (2004-06); Tony McDaniel (2009-11)
- 79 – Al Dotson (1966); Claude Brownlee (1967); Mike Current (1967); Jim Urbanek (1968); Wayne Moore (1970-78); Jon Giesler (1979-87); *Ike Readon (1987); Jon Giesler (1987-88); Donnie Gardner (1991); Larry Webster (1992-94); Billy Milner (1995-96); Kenny Mixon (1998-01); Ronald Flemons (2004); Anthony Alabi (2005-07); Pat McQuistan (2010)
- 80 – Ed Cooke (1966-67); Bob Joswick (1968-69); Marv Fleming (1970-74); Jim McFarland (1975); Loaird McCreary (1976-78); Joe Rose (1980-85); *Lawrence Sampleton (1987); Ferrell Edmunds (1988-92); Irving Fryar (1993-95); Fred Barnett (1996-97); Brett Perriman (1997); Kirby Dar Dar (1998); Horace Copeland (1998); Iheanyi Uwaezueke (1998); Tony Martin (1999-00); James McKnight (2001-03); David Boston (2004-05); Aaron Halterman (2007); Anthony Fasano (2008-11)
- 81 – Howard Twilley (1966-76); Ike Hill (1976); Jimmy Cefalo (1978-84); *Mike Caterbone (1987); Scott Schwedes (1987-90); Randal Hill (1991); James Pruitt (1991); Robert Clark (1992); O.J. McDuffie (1993-01); Randy McMichael (2002-06); Joey Haynos (2008-10); Dedrick Epps (2010); Dante Rosario (2011)
- 82 – Doug Moreau (1966-69); Otto Stowe (1971-72); Bo Rather (1973); Mel Baker (1974); Cotton Speyner (1975); Morris Owens (1975-76); Duriel Harris (1977-83); Fernanza Burgess (1984); Duriel Harris (1985); James Pruitt (1986-87); *Todd Feldman (1987); James Pruitt (1987-88); Andre Brown (1989-90); Scott Miller (1991-92); Mark Ingram (1993-94); Frank Wainright (1995-98); Larry Shannon (1999); Roell Preston (1999); Kevin McKenzie (1999); Jed Weaver (2000-02); Kendall Newson (2003); Bryan Gilmore (2004-05); Derek Hagan (2006-08); Brian Hartline (2009-11)
- 83 – Dave Kocourek (1966); Jim Cox (1968); Vern Den Herder (1972-82); Mark Clayton (1983-87); *Dameon Reilly (1987); Mark Clayton (1987-92); Scott Miller (1993-96); Brian Manning (1997); Hendrick Lusk (1998); Hunter Goodwin (1999-01); Albert Johnson (2002); Robert Baker (2002); Sam Simmons (2003); Wes Welker (2004-06); Greg Camarillo (2007-09); Kevin Curtis (2010)
- 84 – Earl Faison (1966); Ray Jacobs (1967-68); Bill Stanfill (1969-76); Bruce Hardy (1978-87); *Willie Smith (1987); Bruce Hardy (1987-89); Greg Baty (1990-94); Gary Clark (1995); Brett Carolan (1996); Troy Drayton (1996-99); Leslie Shepherd (2000); Chris Chambers (2001-07); Patrick Turner (2009)
- 85 – John Holmes (1966); Nick Buoniconti (1969-76); Terry Anderson (1977-78); Bo Rather (1978); Jeff Groth (1979); Mark Duper (1982-87); *Eddie Chavis (1987); Mark Duper (1987-92); Ronnie Williams (1993-95); Lamar Thomas (1996-00); Desmond Clark (2002); Donald Lee (2003-04); Will Heller (2005); Jason Rader (2006); Kory Sperry (2009)
- 86 – Mel Branch (1966-68); Vern Den Herder (1971); Marlin Biscove (1972-74); Freddie Solomon (1975-77); Ronnie Lee (1979-82); John Chesley (1984); *George Farmer (1987); Fred Banks (1987-90); Dennis McKinnon (1990); Fred Banks (1990-93); Eric Green (1995); Brett Carolan (1996); Qadry Ismail (1997); Oronde Gadsden (1998-03); Marty Booker (2004-07); John Nalbone (2010); Mickey Shuler (2010)
- 87 – John Roderick (1966-67); Jim Mertens (1969); Willie Richardson (1970); Andre Tillman (1974-78); Dan Johnson (1983-87); *Rich Siler (1987); *David Lewis (1987); James Pruitt

- (1990); Charles Henry (1991); Mike Williams (1991-95); Kirby Dar Dar (1996); Yatil Green (1997-99); Bert Emanuel (2000); Dedric Ward (2001-02); Lorenzo Diamond (2005); Justin Peelle (2006-07)
- 88 – LaVerne Torczon (1966); Jim Mandich (1970-77); Elmer Bailey (1980-81); Vince Heflin (1982-85); Brian Kinchen (1988-90); Joel Williams (1987); Arthur Cox (1991); Walter Stanley (1991); Keith Jackson (1992-94); Joe Planansky (1995); Charles Jordan (1996-98); Nate Jacquet (1998-99); Jeff Ogden (2000-01); Desmond Clark (2002); Cris Carter (2002); Derrius Thompson (2003-04); Cliff Russell (2005-06); David Martin (2007-08); Jeron Mastrud (2010-11)
- 89 – Karl Noonan (1966-71); Nat Moore (1974-86); *Leland Douglas (1987); David Lewis (1987); Tony Martin (1989-93); Randal Hill (1995-96); Ed Perry (1997-04); Alex Holmes (2005); Tim Massaquoi (2006); Sean Ryan (2008); Will Yeatman (2011)
- 90 – Bill Cronin (1966); Andy Hendel (1986); Eric Kumerow (1988-90); Marco Coleman (1992-95); Adewale Ogunleye (2000-01); Rob Burnett (2002-03); Jeff Zgonina (2004-06); Rodrique Wright (2007-08); Ryan Baker (2009-11)
- 91 – Ed Judie (1984); Mack Moore (1985-86); Fred Robinson (1986); *Victor Morris (1987); Jeff Cross (1988-95); Lorenzo Bromell (1998-01); Jay Williams (2002-04); Vonnie Holliday (2005-08); Cameron Wake (2009-11)
- 92 – *Laz Chavez (1987); Nate Hill (1988); David Griggs (1989-93); Daryl Gardener (1996-01); Jeff Zgonina (2003); John Denney (2007-11)
- 93 – *Charles Bennett (1987); Cliff Odom (1990-93); William Gaines (1994); Trace Armstrong (1995-00); Adewale Ogunleye (2002-03); Mario Monds (2004); Kevin Carter (2005-06); Akbar Gbaja-Biamila (2007); Rob Ninkovich (2007-08); Quentin Moses (2009-10); Jason Trusnik (2011)
- 94 – Larry Kolic (1986); *Tim Pidgeon (1987); Greg Mark (1990); Craig Veasey (1993-94); Steve Emtman (1995-96); Jermaine Haley (2000-02); Dario Romero (2003-04); Keith Traylor (2005-07); Randy Starks (2008-11)
- 95 – T.J. Turner (1986-92); Tim Bowens (1994-04); Dan Wilkinson (2006); Chase Page (2007); Jason Ferguson (2008-09); Lionel Dotson (2010); Chris Baker (2010); Igor Olshansky (2011)
- 96 – Sanders Shiver (1985); David Marshall (1987); Alfred Oglesby (1990-92); Mike Golic (1993); Norman Hand (1995); Daniel Stubbs (1996-98); Rich Owens (1999-00); David Bowens (2001-06); Paul Soliai (2007-11)
- 97 – John Bosa (1987-89); Jeff Hunter (1992-93); Tyoka Jackson (1994); Aaron Jones (1996); Ernest Grant (2000-01); John Denney (2005-06); Phillip Merling (2008-11)
- 98 – Jackie Cline (1987-89); Shawn Lee (1990-91); Norman Hand (1996); Antoine Simpson (1999); Damian Gregory (2001); Henry Taylor (2001); Bryan Robinson (2004); Matt Roth (2005-09); Jared Odrick (2010-11)
- 99 – Jimmy Hines (1969); George Little (1985-87); Rick Graf (1988-90); Chuck Klingbeil (1991-95); Jason Taylor (1997-07, 2009, 2011)

* - replacement player



DOLPHINS NAME

Mariners, Marauders, Mustangs, Missiles, Moons, Sharks, Suns. None of those names suggested to the American Football League expansion franchise in 1965 could raise a fin to the runaway winner.

"Dolphins" was submitted by 622 entrants in a contest which attracted 19,843 entries and more than a 1,000 different names. The dozen finalists were delivered to a seven-member screening committee of local media.

The bottlenose dolphin, an intelligent creature with an irresistible built-in grin, has inspired wonder for centuries. Plutarch observed 1,900 years ago that the dolphin "is the only creature who loves man for his own sake." Every trainer will have a tale of the dolphin's cleverness and ingenuity, and scientists are fascinated by a dolphin's natural equipment which far surpasses the range of Navy sonar equipment.

"The dolphin is one of the fastest and smartest creatures of the sea," Joe Robbie said in announcing the team name on October 8, 1965. "Dolphins can attack and kill a shark or a whale. Sailors say bad luck will come to anyone who harms one of them."

Mrs. Robert Swanson of West Miami won two lifetime passes to Dolphins games with her nickname entry. The tiebreaker was picking the winner and score of the 1965 game between the University of Miami and Notre Dame. It ended in a scoreless tie.



Mrs. Robert Swanson with Dolphins founder Joe Robbie.

ALL-TIME DRAFT CHOICES

(**Boldface** indicates appearance on Dolphins' active roster at some point in their career)

1966 EXPANSION DRAFT

| | | |
|---------------------------|----|-----------------|
| FROM BOSTON | | |
| Eddie Wilson | QB | Arizona |
| Billy Neighbors | G | Alabama |
| Ross O'Hanley | S | Boston College |
| Jack Rudolph | LB | Georgia Tech |
| FROM BUFFALO | | |
| Billy Joe | FB | Villanova |
| Bo Roberson | WR | Cornell |
| x-Jim Davidson | T | Ohio State |
| Howard Simpson | DT | Auburn |
| FROM DENVER | | |
| John McGeeever | S | Auburn |
| Ed Cooke | DE | Maryland |
| Tom Erlandson | LB | Washington St. |
| Tom Nomina | DT | Miami (Ohio) |
| FROM HOUSTON | | |
| Norm Evans | T | Texas Christian |
| Tom Goode | C | Miss. State |
| Jack Spikes | FB | Texas Christian |
| Maxie Williams | T | SE Louisiana |
| FROM KANSAS CITY | | |
| Al Dotson | DT | Grambling |
| Mel Branch | DE | Louisiana St. |
| Frank Jackson | WR | So. Methodist |
| Ron Caveness | LB | Arkansas |
| FROM NEW YORK JETS | | |
| Wahoo McDaniel | LB | Oklahoma |
| Willie West | S | Oregon |
| Mike Hudock | C | Miami (Fla.) |
| LaVerne Torczon | DE | Nebraska |
| FROM OAKLAND | | |
| Rich Zecher | DT | Utah State |
| Dick Wood | QB | Auburn |
| Ken Rice | G | Auburn |
| Gene Mingo | K | No College |
| FROM SAN DIEGO | | |
| Dave Kocourek | TE | Wisconsin |
| Ernie Park | G | MacMurray |
| Jimmy Warren | CB | Illinois |
| Dick Westmoreland | CB | N.C. A&T |

x-retired

1966

| | | | |
|----|------------------------------|----|-------------------|
| 1a | x-Jim Grabowski (1) | RB | Illinois |
| 1b | Rick Norton (2) | QB | Kentucky |
| 2 | Frank Emanuel (11) | LB | Tennessee |
| 3 | x-Larry Gagner (20) | G | Florida |
| 4 | x-Dick Leftridge (29) | RB | West Virginia |
| 5 | Grady Bolton (38) | DT | Miss. St. |
| 6 | x- Ed Weisacosky (47) | LB | Miami (Fla.) |
| 7 | x-Don Hansen (56) | LB | Illinois |
| 8 | Bob Petrella (65) | S | Tennessee |
| 9 | x-Bill Matan (74) | DE | Kansas St. |
| 10 | x-Pat Killorin (83) | C | Syracuse |
| 11 | Sam Price (92) | RB | Illinois |
| 12 | Howard Twilley (101) | WR | Tulsa |
| 13 | x-Ken Kramer (110) | TE | Minnesota |
| 14 | Phil Scoggin (119) | P | Texas A&M |
| 15 | Jerry Oliver (128) | T | SW Texas |
| 16 | Don Lorenz (137) | DE | Stephen F. Austin |
| 17 | x-Mike Bender (146) | G | Arkansas |
| 18 | x-Rick Kestner (155) | E | Kentucky |
| 19 | Doug Moreau (164) | TE | Louisiana St. |
| 20 | Jon Tooker (173) | CB | Adams State |

x-signed with National Football League

1966 REDSHIRTED DRAFT

| | | | |
|----|----------------------|----|----------------|
| 1 | John Roderick | WR | So. Methodist |
| 2 | Harold Fulford | WR | Auburn |
| 3 | Jack Clancy | WR | Michigan |
| 4 | x-Jim Mankins | RB | Florida St. |
| 5 | x-Fritz Greenlee | TE | Arizona |
| 6 | Bill Darnall | WR | North Carolina |
| 7 | Don Williams | DE | Wofford |
| 8 | Jon Brittenum | QB | Arkansas |
| 9 | x-Craig Baynham | WR | Georgia Tech |
| 10 | x-Randy Winkler | T | Tarleton St. |
| 11 | Kai Anderson | C | Illinois |

x-signed with National Football League

1967

| | | | |
|-----|---|------|----------------|
| 1 | Bob Griese (4) | QB | Purdue |
| 2 | Jim Riley (29) | DT | Oklahoma |
| 3 | TO DENVER for Cookie Gilchrist (58) | | |
| 4 | Bob Greenlee (84) | DE | Yale |
| 5a | TO DENVER for Cookie Gilchrist (110) | | |
| 5b | x- Gary Tucker (129) | RB | Chattanooga |
| | (from Buffalo for Jack Spikes) | | |
| 6 | Bud Norris (138) | TE | Washington St. |
| 7 | Larry Seiple (163) | P/RB | Kentucky |
| 8 | TO OAKLAND for Bill Cronin (186) | | |
| 9 | John Richardson (216) | DT | UCLA |
| 10 | Tom Beier (241) | S | Miami (Fla.) |
| 11 | Jack Pyburn (266) | T | Texas A&M |
| 12a | y-Stan Juk (294) | LB | South Carolina |
| 12b | y-Jim Whitaker (295) | CB | Missouri |
| | (from Denver for Jerry Oliver) | | |
| 13 | TO BUFFALO for George Wilson, Jr. (318) | | |
| 14 | Charlie Stikes (344) | CB | Kent State |
| 15 | Jake Ferro (372) | LB | Youngstown |
| 16 | Maurice Calhoun (397) | RB | Central Ohio |
| 17 | Larry Kissam (422) | T | Florida St. |

x-taxi squad '67

y-entered medical school

1968

| | | | |
|----|---------------------------------------|----|----------------|
| 1a | Larry Csonka (8) | RB | Syracuse |
| 1b | Doug Crusan (27) | T | Indiana |
| | (from Cincinnati for John Stofa) | | |
| 2a | Jim Keyes (35) | LB | Mississippi |
| 2b | Jim Cox (54) | TE | Miami (Fla.) |
| | (from Cincinnati for John Stofa) | | |
| 3a | Jim Urbanek (62) | DT | Mississippi |
| 3b | Dick Anderson (73) | S | Colorado |
| | (from San Diego for John Brittenum) | | |
| 4 | TO DENVER for John Bramlett (91) | | |
| 5 | Jim Kiick (118) | RB | Wyoming |
| 6a | Kim Hammond (142) | QB | Florida St. |
| | (from Denver in 7-man deal) | | |
| 6b | x- Jimmy Hines (146) | WR | Texas Southern |
| 7 | x- John Boynton (172) | T | Tennessee |
| 8a | TO N.Y. JETS for Archie Roberts (200) | | |
| 8b | Randall Edmunds (217) | LB | Georgia Tech |
| | (from Oakland for Dave Kocourek) | | |
| 9a | Sam McDowell (226) | T | SW Missouri |
| 9b | y-Tom Paciorek (240) | CB | Houston |
| | (from Houston for Billy Anderson) | | |
| 10 | Joe Mirto (253) | T | Miami (Fla.) |
| 11 | Cornelius Cooper (280) | DE | Prairie View |
| 12 | Paul Paxton (307) | T | Akron |
| 13 | Bob Joswick (334) | DE | Tulsa |
| 14 | Ray Blunk (362) | TE | Xavier |

| | | | |
|----|-------------------|----|-----------------|
| 15 | Ken Corbin (388) | LB | Miami (Fla.) |
| 16 | Henry Still (416) | DT | Bethune-Cookman |
| 17 | Bill Nemeth (442) | C | Arizona |

x - taxi squad '68 y - pro baseball

1969

| | | | |
|----|-----------------------------|----|--|
| 1 | Bill Stanfill (11) | DE | Georgia |
| 2 | Bob Heinz (37) | DT | Pacific |
| 3 | Mercury Morris (63) | RB | West Texas State |
| 4 | Norm McBride (89) | LB | Utah |
| 5a | Willie Pearson (115) | WR | N.C. A&T |
| 5b | Karl Kremser (128) | K | Tennessee (from Oakland for John Roderick) |
| 6 | Ed Tuck (141) | G | Notre Dame |
| 7a | John Egan (167) | C | Boston College |
| 7b | John Kulka (174) | G | Penn State (from San Diego for Tom Erlandson) |
| 8 | Bruce Weinstein (193) | TE | Yale |
| 9 | Jesse Powell (219) | LB | West Texas State |
| 10 | Jim Mertens (245) | TE | Fairmont St. |
| 11 | Mike Berdis (271) | DT | N. Dakota St. |
| 12 | Dale McCullers (297) | LB | Florida St. |
| 13 | Amos Ayres (323) | S | Arkansas AM & N |
| 14 | Glynn Thompson (349) | DT | Troy State |
| 15 | Chick McGeehan (375) | WR | Tennessee |
| 16 | Lloyd Mumphord (401) | CB | Texas Southern |
| 17 | Tom Krallman (427) | DE | Xavier |

1970

| | | | |
|----|---|----|---------------|
| 1 | TO CLEVELAND for Paul Warfield (3) | | |
| 2 | Jim Mandich (29) | TE | Michigan |
| 3 | Tim Foley (55) | CB | Purdue |
| 4 | Curtis Johnson (81) | CB | Toledo |
| 5 | TO NEW ENGLAND in Buoniconti deal (107) | | |
| 6 | Dave Campbell (132) | DE | Auburn |
| 7 | Jake Scott (159) | S | Georgia |
| 8 | Narvel Chavers (185) | RB | Jackson St. |
| 9 | Hubert Ginn (211) | RB | Florida A&M |
| 10 | Dick Nittinger (237) | G | Tampa |
| 11 | Brownie Wheless (263) | DT | Rice |
| 12 | Mike Kolen (289) | LB | Auburn |
| 13 | Dave Buddington (315) | RB | Springfield |
| 14 | Gary Brackett (341) | G | Holy Cross |
| 15 | Pat Hausar (367) | WR | East Tenn. |
| 16 | Charles Williams (393) | G | Tennessee St. |
| 17 | George Myles (419) | DT | Morris Brown |

1971

| | | | |
|----|---|----|-----------------|
| 1 | TO BALTIMORE for Don Shula (22) | | |
| 2 | Otto Stowe (47) | WR | Iowa State |
| 3 | Dale Farley (74) | LB | West Virginia |
| 4 | x-Joe Theismann (99) | QB | Notre Dame |
| 5 | TO PITTSBURGH for Willie Richardson (126) | | |
| 6 | Dennis Coleman (151) | LB | Mississippi |
| 7 | Ron Dickerson (178) | CB | Kansas St. |
| 8 | TO PITTSBURGH for Bob DeMarco (203) | | |
| 9 | Vern Den Herder (230) | DE | Central Iowa |
| 10 | Ron Maree (255) | DT | Purdue |
| 11 | Vic Surma (282) | T | Penn State |
| 12 | Leroy Byars (307) | RB | Alcorn A&M |
| 13 | Lonnie Hepburn (333) | CB | Texas Southern |
| 14 | David Vaughn (359) | TE | Memphis St. |
| 15 | Bob Richards (385) | G | California |
| 16 | Chris Myers (410) | WR | Kenyon |
| 17 | Curt Mark (437) | LB | Maryville, N.D. |

x-signed with Canadian Football League

1972

| | | | |
|---|------------------------------------|----|------------|
| 1 | x-Mike Kadish (25) | DT | Notre Dame |
| 2 | TO CLEVELAND for Bob Matheson (51) | | |
| 3 | Gary Kosins (77) | RB | Dayton |

| | | | |
|----|------------------------------------|----|---|
| 4a | Larry Ball (91) | DE | Louisville (from San Diego for Carl Mauck) |
| 4b | Al Benton (103) | T | Ohio Univ. |
| 5 | Charlie Babb (129) | S | Memphis St. |
| 6 | y-Ray Nettles (155) | LB | Tennessee |
| 7a | Bill Adams (161) | G | Holy Cross (from Demer for John Stofa) |
| 7b | Calvin Harrell (180) | RB | Arkansas St. |
| 8 | Craig Curry (207) | QB | Minnesota |
| 9 | Greg Johnson (233) | CB | Wisconsin |
| 10 | TO HOUSTON for Russell Price (259) | | |
| 11 | Ed Jenkins (285) | WR | Holy Cross |
| 12 | Ashley Ball (311) | TE | Purdue |
| 13 | Archy Robinson (337) | CB | Hillsdale |
| 14 | Willie Jones (362) | LB | Tampa |
| 15 | Bill Davis (389) | DT | Wm. & Mary |
| 16 | Al Hannah (415) | WR | Wisconsin |
| 17 | Vern Brown (441) | S | Western Mich. |

x-taxi squad '72 y-signed with Canadian Football League

1973

| | | | |
|----|------------------------------------|----|---|
| 1 | TO BUFFALO for Marlin Briscoe (26) | | |
| 2 | x-Chuck Bradley (52) | C | Oregon |
| 3 | Leon Gray (78) | T | Jackson St. |
| 4 | Bo Rather (104) | WR | Michigan |
| 5a | y-Don Stock (111) | QB | Virginia Tech (from Buffalo in Frank Cornish deal) |
| 5b | Dave McCurry (130) | CB | Iowa State |
| 6 | Ed Newman (156) | G | Duke |
| 7a | Kevin Reilly (160) | LB | Villanova (from New England for Wayne Mass) |
| 7b | Ben Shephard (163) | RB | Arkansas Tech (from New England for Bill Griffin) |
| 7c | Willie Hatter (178) | WR | Northern Ill. (from Cleveland for Bob DeMarco) |
| 7d | Tom Smith (182) | RB | Miami (Fla.) |
| 8 | Archie Pearmon (206) | DE | N.E. Oklahoma |
| 9 | Karl Lorch (234) | DE | Southern Cal. |
| 10 | Ron Fernandes (260) | DE | Eastern Mich. |
| 11 | Chris Kete (286) | G | Boston College |
| 12 | Mike Mullen (312) | LB | Tulane |
| 13 | Joe Booker (338) | RB | Miami (Ohio) |
| 14 | Greg Boyd (364) | RB | Arizona |
| 15 | Bill Palmer (389) | TE | St. Thomas |
| 16 | James Jackson (416) | DE | Norfolk St. |
| 17 | Charley Wade (442) | WR | Tennessee St. |

x-injured reserve '73 y-taxi squad '73

1974

| | | | |
|----|-----------------------------|----|--|
| 1 | Don Reese (26) | DE | Jackson St. |
| 2a | y-Andre Tillman (38) | TE | Texas Tech (from Green Bay for Jim Del Gaizo) |
| 2b | Benny Malone (47) | RB | Arizona St. (from Dallas in Otto Stowe deal) |
| 2c | Jeris White (52) | CB | Hawaii |
| 3 | Nat Moore (78) | WR | Florida |
| 4 | x-Bill Stevenson (104) | DT | Drake |
| 5 | x-Cleveland Vann (130) | LB | Oklahoma St. |
| 6a | Randy Crowder (136) | DT | Penn State (from Baltimore in Hubert Ginn deal) |
| 6b | x-Bob Wolfe (156) | T | Nebraska |
| 7a | Carl Swierc (164) | WR | Rice (from New Orleans for Jeff White) |
| 7b | Joe Sullivan (182) | T | Boston College |
| 8 | Mel Baker (206) | WR | Texas Southern |
| 9a | Tom Wickert (212) | T | Washington St. (from Chicago for Dave McCurry) |
| 9b | x-Bob Lally (234) | LB | Cornell |
| 10 | x-Gary Valbuena (260) | QB | Tennessee |
| 11 | Gerry Roberts (286) | DE | UCLA |
| 12 | Jim Revels (312) | S | Florida |

| | | | |
|---|-------------------------------|----|---------------|
| 13 | x- Clayton Heath (338) | RB | Wake Forest |
| 14 | Sam Johnson (364) | LB | Arizona St. |
| 15 | Larry Cates (390) | CB | Western Mich. |
| 16 | Jesse Wolf (416) | DT | Prairie View |
| 17 | Ken Dickerson (442) | CB | Tuskegee |
| x-signed with World Football League y-injured reserve '74 | | | |

1975

| | | | |
|--------------------------------------|-------------------------------------|----|----------------|
| 1 | Darryl Carlton (23) | T | Tampa |
| 2a | Fred Solomon (36) | WR | Tampa |
| (from Green Bay for Jim Del Gaizo) | | | |
| 2b | Stan Winfrey (49) | RB | Arkansas St. |
| 3 | Gerald Hill (75) | LB | Houston |
| 4 | Bruce Elia (100) | LB | Ohio State |
| 5a | Morris Owens (106) | WR | Arizona St. |
| (from N.Y. Giants for Henry Stuckey) | | | |
| 5b | Barry Hill (127) | S | Iowa State |
| 6a | Steve Towle (143) | LB | Kansas |
| (from N.Y. Jets for Larry Woods) | | | |
| 6b | TO N.Y. JETS for John Mooring (153) | | |
| 7 | Phillip Kent (179) | RB | Baylor |
| 8 | Barney Crawford (205) | DT | Harding |
| 9 | James Wilson (231) | G | Clark |
| 10a | Clyde Russell (239) | RB | Oklahoma |
| (from Chicago for Charley Wade) | | | |
| 10b | Joe Jackson (256) | TE | Penn State |
| (from Washington for Howard Kindig) | | | |
| 10c | Joe Danelo (257) | K | Washington St. |
| 11 | John Dilworth (283) | CB | NW St. (La.) |
| 12 | Joe Yancey (309) | T | Henderson |
| 13 | Leonard Isabel (334) | WR | Tulsa |
| 14a | James Lewis (338) | CB | Tennessee St. |
| (from N.Y. Giants for Ed Jenkins) | | | |
| 14b | Jack Graham (361) | QB | Colorado St. |
| 15 | Skip Johns (387) | RB | Carson-Newman |
| 16 | Vernon Smith (413) | C | Georgia |
| 17 | Dwaine Copeland (439) | RB | Middle Tenn. |

1976

| | | | |
|-------------------------------------|--|-------|----------------|
| 1a | Larry Gordon (17) | LB | Arizona St. |
| (from Washington for Joe Theismann) | | | |
| 1b | x- Kim Bokamper (18) | LB | San Jose St. |
| 2 | Loaird McCreary (49) | TE | Tennessee St. |
| 3 | Duriel Harris (80) | WR | New Mexico St. |
| 4a | Melvin Mitchell (96) | G | Tennessee St. |
| (from Detroit for Larry Ball) | | | |
| 4b | TO PHILADELPHIA for Norm Bulaich (111) | | |
| 5 | TO DETROIT with Larry Ball (145) | | |
| 6 | Gary Davis (174) | RB | Cal Poly-SLO |
| 7a | Joe Ingersoll (185) | G/T | Nev.-Las Vegas |
| (from New Orleans for Mel Baker) | | | |
| 7b | Johnny Owens (200) | DE | Tennessee St. |
| 8 | Bob Simpson (230) | DT | Colorado |
| 9 | y- Norris Thomas (257) | CB | Southern Miss. |
| 10a | Gary Fencik (281) | S | Yale |
| (from Washington for Karl Lorch) | | | |
| 10b | Don Testerman (282) | RB | Clemson |
| 11 | Dexter Pride (312) | RB | Minnesota |
| 12a | Randy Young (338) | T | Iowa State |
| 12b | Darryl Brandford (341) | DT | Northwestern |
| (from St. Louis for Rodrigo Barnes) | | | |
| 13 | Bernie Head (366) | C | Tulsa |
| 14 | Bob Gissler (395) | LB | S. Dakota St. |
| 15 | Ron Holmes (423) | RB | Utah State |
| 16 | Mike Green (450) | P/W/R | Ohio Univ. |
| 17 | z-Jeff Grantz (480) | QB | South Carolina |

x-injured reserve '76 y-quit camp '76, active roster '77
z-remained at South Carolina as coach

1977

| | | | |
|---|---------------------------|----|---------------|
| 1 | A.J. Duhe (13) | DE | Louisiana St. |
| 2 | Bob Baumhower (40) | DT | Alabama |

| | | | |
|--|---|-----|-----------------|
| 3a | TO HOUSTON for Ken Ellis (70) | | |
| 3b | Mike Watson (71) | T | Miami (Ohio) |
| (from Chicago for Bo RATHER) | | | |
| 4 | TO WASHINGTON in Jake Scott deal (97) | | |
| 5a | Mike Michel (113) | P/K | Stanford |
| (from Tampa Bay for Ray Nettles' rights) | | | |
| 5b | Leroy Harris (123) | RB | Arkansas St. |
| 6 | TO N.Y. GIANTS for Andy Selfridge (153) | | |
| 7 | Bruce Herron (180) | LB | New Mexico |
| 8 | Horace Perkins (207) | CB | Colorado |
| 9 | Robert Turner (237) | RB | Oklahoma St. |
| 10 | Mark Carter (264) | T | Eastern Mich. |
| 11 | John Alexander (291) | DE | Rutgers |
| 12 | Terry Anderson (321) | WR | Bethune-Cookman |

1978

| | | | |
|-------------------------------------|--|----|----------------|
| 1 | TO SAN FRAN. in Delvin Williams deal (24) | | |
| 2 | Guy Benjamin (51) | QB | Stanford |
| 3a | Lyman Smith (64) | DT | Duke |
| (from N.Y. Giants for Larry Csonka) | | | |
| 3b | Jimmy Cefalo (81) | WR | Penn State |
| 4a | Gerald Small (93) | CB | San Jose St. |
| (from Cleveland for Paul Warfield) | | | |
| 4b | Eric Laakso (106) | T | Tulane |
| 5a | Ted Burgmeier (111) | S | Notre Dame |
| (from Tampa Bay for Jeris White) | | | |
| 5b | TO SAN FRAN. in Delvin Williams deal (133) | | |
| 6 | Doug Betters (163) | DE | Nevada-Reno |
| 7a | Karl Baldischwiler (178) | T | Oklahoma |
| (from Cleveland for Paul Warfield) | | | |
| 7b | Lloyd Henry (190) | WR | NE Missouri |
| 8 | Sean Clancy (217) | LB | Amherst |
| 9 | Bruce Hardy (247) | TE | Arizona St. |
| 10 | x- Mark Dennard (274) | C | Texas A&M |
| 11 | TO SEATTLE for Carl Barisich (301) | | |
| 12a | Mike Moore (331) | RB | Middle Tenn. |
| 12b | Bill Kenney (333) | QB | Northern Colo. |
| (from Denver for Jim Kiick) | | | |

x-injured reserve '78

1979

| | | | |
|---------------------------------------|--|----|---------------|
| 1 | Jon Giesler (24) | T | Michigan |
| 2 | Jeff Toews (53) | G | Washington |
| 3a | Tony Nathan (61) | RB | Alabama |
| (from Tampa Bay for Randy Crowder) | | | |
| 3b | Mel Land (63) | LB | Michigan St. |
| (from N.Y. Giants for Larry Csonka) | | | |
| 3c | Ronnie Lee (65) | TE | Baylor |
| (from New Orleans for Don Reese) | | | |
| 3d | TO ATLANTA for Ralph Ortega (79) | | |
| 4 | Steve Howell (107) | RB | Baylor |
| 5 | Don Bessillieu (134) | S | Georgia Tech |
| 6 | Steve Lindquist (162) | G | Nebraska |
| 7 | Uwe von Schamann (189) | K | Oklahoma |
| 8a | Jeff Groth (206) | WR | Bowling Green |
| (from Washington for Jim Mandich) | | | |
| 8b | Glenn Blackwood (215) | S | Texas |
| (from Denver for Jim Kiick) | | | |
| 8c | TO TAMPA BAY for Council Rudolph (217) | | |
| 9 | Jeff Weston (244) | DT | Notre Dame |
| 10a | Jerome Stanton (258) | CB | Michigan St. |
| (from Detroit for Karl Baldischwiler) | | | |
| 10b | Mike Kozlowski (272) | S | Colorado |
| 11 | Mike Blanton (299) | DE | Georgia Tech |
| 12 | Larry Fortner (327) | QB | Miami (Ohio) |

1980

| | | | |
|---|-------------------------------|----|-----------|
| 1 | Don McNeal (21) | CB | Alabama |
| 2 | Dwight Stephenson (48) | C | Alabama |
| 3 | Bill Barnett (75) | DE | Nebraska |
| 4 | Elmer Bailey (100) | WR | Minnesota |

| | | | |
|-----|--|----|-----------------|
| 5 | TO WASHINGTON in Benny Malone deal (132) | | |
| 6 | Eugene Byrd (158) | WR | Michigan St. |
| 7 | Joe Rose (186) | TE | California |
| 8a | Jeff Allen (212) | CB | Calif.-Davis |
| 8b | David Woodley (214) | QB | Louisiana St. |
| | (from Washington for Jim Mandich) | | |
| 9 | Mark Goodspeed (239) | T | Nebraska |
| 10a | Doug Lantz (271) | C | Miami (Ohio) |
| 10b | Ben Long (272) | LB | South Dakota |
| | (from Philadelphia, past considerations) | | |
| 11a | Phil Driscoll (279) | DE | Mankato St. |
| | (from San Francisco for Charles Cornelius) | | |
| 11b | TO PHILADELPHIA, past considerations (298) | | |
| 12 | Chuck Stone (325) | G | N. Carolina St. |

1981

| | | |
|----|--|--------------------|
| 1 | x- David Overstreet (13) RB | Oklahoma |
| 2a | TO LOS ANGELES in Bob Brudzinski deal (43) | |
| 2b | Andra Franklin (56) FB | Nebraska |
| | (from Los Angeles in Bob Brudzinski deal) | |
| 3 | TO LOS ANGELES in Bob Brudzinski deal (69) | |
| 4a | Sam Greene (84) | WR Nev.-Las Vegas |
| | (from New Orleans for Guy Benjamin) | |
| 4b | Brad Wright (96) | QB New Mexico |
| 5a | Ken Poole (126) | DE NE Louisiana |
| 5b | Tom Vigorito (138) | RB Virginia |
| | (from Philadelphia for Leroy Harris) | |
| 6a | x- Mack Moore (152) | DE Texas A&M |
| 6b | Fulton Walker (154) | CB West Virginia |
| | (from Minnesota in Jim Langer deal) | |
| 7 | Mike Däum (179) | T Cal Poly-SLO |
| 8 | y- William Judson (206) CB | S. Carolina St. |
| 9 | John Noonan (235) | WR Nebraska |
| 10 | Steve Folsom (261) | TE Utah |
| 11 | Jim Jensen (291) | QB Boston Univ. |
| 12 | John Alford (318) | DT S. Carolina St. |

x-signed with Canadian Football League

y-injured reserve '81

1982

| | | | |
|-----|--------------------------------------|-----|-----------------|
| 1 | Roy Foster (24) | G/T | Southern Cal |
| 2 | Mark Duper (52) | WR | NW St. (La.) |
| 3 | Paul Lankford (80) | CB | Penn State |
| 4 | Charles Bowser (108) | LB | Duke |
| 5a | Bob Nelson (120) | DT | Miami (Fla.) |
| | (from Minnesota in Jim Langer deal) | | |
| 5b | Rich Diana (136) | FB | Yale |
| 6a | Thomas Tutson (161) | CB | S. Carolina St. |
| | (from San Diego for George Roberts) | | |
| 6b | Ron Hester (164) | LB | Florida St. |
| 7a | Dan Johnson (170) | TE | Iowa State |
| | (from New Orleans for Guy Benjamin) | | |
| 7b | Larry Cowan (192) | RB | Jackson St. |
| 8 | Tate Randle (220) | S | Texas Tech |
| 9a | Steve Clark (239) | DE | Utah |
| | (from Detroit for Steve Towle) | | |
| 9b | Mack Boatner (248) | RB | SE Louisiana |
| 10a | Robin Fisher (271) | LB | Florida |
| | (from Philadelphia for Steve Howell) | | |
| 10b | Wayne Jones (276) | C/T | Utah |
| 11 | Gary Crum (303) | T | Wyoming |
| 12 | Mike Rodrigue (331) | WR | Miami (Fla.) |

1983

| | | | |
|----|--|----|------------|
| 1 | Dan Marino (27) | QB | Pittsburgh |
| 2 | Mike Charles (55) | DT | Syracuse |
| 3a | Charles Benson (76) | DE | Baylor |
| | (from Houston in '83 draft trade-up) | | |
| 3b | TO HOUSTON in '83 draft trade-up (83) | | |
| 4 | TO L.A. RAMS for Eddie Hill (111) | | |
| 5 | TO HOUSTON in '83 draft trade-up (139) | | |

| | | | |
|----|---------------------------|----|-----------------|
| 6 | Reggie Roby (167) | P | Iowa |
| 7 | Keith Woetzel (195) | LB | Rutgers |
| 8 | Mark Clayton (223) | WR | Louisville |
| 9 | Mark Brown (250) | LB | Purdue |
| 10 | Anthony Reed (278) | RB | S. Carolina St. |
| 11 | Joe Lukens (306) | G | Ohio State |
| 12 | x-Anthony Carter (334) | WR | Michigan |

x-previously had signed with United States Football League

1984

| | | | |
|-----|---|-----|----------------|
| 1a | Jackie Shipp (14) | LB | Oklahoma |
| | (from Buffalo in '84 draft trade-up) | | |
| 1b | TO BUFFALO in '84 draft trade-up (26) | | |
| 2 | Jay Brophy (53) | LB | Miami (Fla.) |
| 3a | TO BUFFALO in '84 draft trade-up (79) | | |
| | (from Pittsburgh in David Woodley deal) | | |
| 3b | TO BUFFALO in '84 draft trade-up (82) | | |
| 4 | Joe Carter (109) | RB | Alabama |
| 5 | Dean May (138) | QB | Louisville |
| 6 | Rowland Tatum (165) | LB | Ohio State |
| 7 | Bernard Carvalho (194) | G/T | Hawaii |
| 8 | x-Ron Landry (221) | FB | McNeese St. |
| 9 | Jim Boyle (250) | G/T | Tulane |
| 10 | John Chesley (277) | TE | Oklahoma St. |
| 11 | Bud Brown (305) | S | Southern Miss. |
| 12a | William Devane (320) | DT | Clemson |
| 12b | Mike Weingrad (333) | LB | Illinois |
| | (from San Francisco for Tom Orsok) | | |

x-injured reserve '84

1984 USFL SUPPLEMENTAL DRAFT

| | | | |
|---|---------------------------|----|-------------------|
| 1 | Danny Knight (26) | WR | Mississippi State |
| | (from N.J. Generals) | | |
| 2 | Dewey Forte (53) | DE | Bethune-Cookman |
| | (from L.A. Express) | | |
| 3 | Duan Hanks (82) | WR | Stephen F. Austin |
| | (from Philadelphia Stars) | | |

1985

| | | | |
|----|--------------------------------------|----|-----------------|
| 1 | Lorenzo Hampton (27) | RB | Florida |
| 2 | TO SAN DIEGO for Pete Johnson (55) | | |
| 3a | George Little (65) | DT | Iowa |
| | (from Philadelphia for Mark Dennard) | | |
| 3b | Alex Moyer (83) | LB | Northwestern |
| 4a | Mike Smith (91) | CB | Texas-El Paso |
| | (from Cleveland for Duriel Harris) | | |
| 4b | Jeff Dellenbach (111) | T | Wisconsin |
| 5 | TO DENVER for Larry Evans (139) | | |
| 6a | George Shorthose (145) | WR | Missouri |
| | (from Atlanta in Gerald Small deal) | | |
| 6b | Ron Davenport (167) | FB | Louisville |
| 7 | Fuad Reveiz (195) | K | Tennessee |
| 8 | Dan Sharp (223) | TE | Texas Christian |
| 9 | Adam Hinds (251) | S | Oklahoma St. |
| 10 | Mike Pendleton (279) | CB | Indiana |
| 11 | Mike Jones (307) | RB | Tulane |
| 12 | Ray Noble (335) | CB | California |

1986

| | | | |
|----|---|----|---------------------|
| 1 | TO TAMPA BAY in Hugh Green deal (25) | | |
| 2a | TO TAMPA BAY in Hugh Green deal (40) | | |
| | (from Minnesota in Anthony Carter deal) | | |
| 2b | John Offerdahl (52) | LB | Western Michigan |
| 3 | T.J. Turner (81) | DT | Houston |
| 4 | James Pruitt (107) | WR | Cal-State Fullerton |
| 5 | Kevin Wyatt (136) | CB | Arkansas |
| 6 | Brent Sowell (163) | DT | Alabama |
| 7 | Larry Kolic (193) | LB | Ohio State |
| 8 | John Stuart (218) | T | Texas |
| 9 | Reyna Thompson (247) | CB | Baylor |
| 10 | Jeff Wickersham (274) | QB | Louisiana St. |

| | | | |
|----|--------------------------|----|-----------------|
| 11 | Arnold Franklin (303) | TE | No. Carolina |
| 12 | Rickey Isom (329) | FB | N. Carolina St. |

1987

| | | | |
|----|--|-----|---|
| 1a | TO MINNESOTA in '87 draft trade-down (14) | | |
| 1b | John Bosa (16) | DE | Boston College (from Minnesota in '87 draft trade-down) |
| 2a | Rick Graf (43) | LB | Wisconsin |
| 2b | Scott Schwedes (56) | WR | Syracuse (from N.Y. Giants through St. Louis in '87 draft trade-up) |
| 3 | TO ST. LOUIS in '87 draft trade-up (70) | | |
| 4 | Troy Stradford (99) | RB | Boston College |
| 5a | TO ST. LOUIS in '87 draft trade-up (126) | | |
| 5b | TO KANSAS CITY in '87 draft trade-down (128) (from Minnesota in '87 draft trade-down) | | |
| 5c | Chris Conlin (132) | T/G | Penn State (from Kansas City in '87 draft trade-down) |
| 6 | Lance Sellers (155) | LB | Boise State |
| 7 | Tom Brown (182) | FB | Pittsburgh |
| 8a | Joel Williams (210) | TE | Notre Dame |
| 8b | Mark Dennis (212) | T | Illinois (from Kansas City in '87 draft trade-down) |
| 9 | Tim Pidgeon (237) | LB | Syracuse |
| 10 | Bobby Taylor (266) | CB | Wisconsin |
| 11 | Terence Mann (293) | DE | So. Methodist |
| 12 | x-Jim Karsatos (322) | QB | Ohio State |

x-injured reserve '87

1988

| | | | |
|----|------------------------------|----|--|
| 1 | Eric Kumerow (16) | DE | Ohio State |
| 2 | Jarvis Williams (42) | S | Florida |
| 3 | Ferrell Edmunds (73) | TE | Maryland |
| 4 | Greg Johnson (99) | T | Oklahoma |
| 5 | Rodney Thomas (126) | CB | Brigham Young |
| 6a | x-Melvin Bratton (153) | FB | Miami (Fla.) |
| 6b | George Cooper (156) | FB | Ohio State (from Minnesota for Greg Koch) |
| 7 | Kerwin Bell (180) | QB | Florida |
| 8a | Harry Galbreath (212) | G | Tennessee |
| 8b | Louis Cheek (220) | T | Texas A&M (from Denver for Larry Lee) |
| 9 | Jeff Cross (239) | DE | Missouri |
| 10 | Artis Jackson (266) | DT | Texas Tech |
| 11 | Tom Kelleher (292) | FB | Holy Cross |
| 12 | Brian Kinchen (320) | TE | Louisiana St. |

x-injured/unsigned '88

1989

| | | | |
|-----|---------------------------------------|----|---|
| 1a | Sammie Smith (9) | RB | Florida State |
| 1b | Louis Oliver (25) | S | Florida (from Chicago in '89 draft trade-up) |
| 2 | TO CHICAGO in '89 draft trade-up (36) | | |
| 3 | TO CHICAGO in '89 draft trade-up (65) | | |
| 4 | David Holmes (92) | CB | Syracuse |
| 5 | Jeff Uhlenhake (121) | C | Ohio State |
| 6 | Wes Pritchett (147) | LB | Notre Dame |
| 7 | Jim Zdelar (176) | T | Youngstown St. |
| 8 | Pete Stoyanovich (203) | K | Indiana |
| 9 | x-Dana Batiste (232) | LB | Texas A&M |
| 10a | Deval Glover (259) | WR | Syracuse |
| 10b | Greg Ross (275) | DT | Memphis State (from Minnesota for Greg Koch) |
| 11 | y- Bert Weidner (288) | DT | Kent State |
| 12 | J.B. Brown (315) | CB | Maryland |

x-injured reserve '89

y-developmental squad '89

1990

| | | | |
|---|----------------------------|----|------------|
| 1 | Richmond Webb (9) | T | Texas A&M |
| 2 | Keith Sims (39) | G | Iowa State |
| 3 | Alfred Oglesby (66) | NT | Houston |
| 4 | Scott Mitchell (93) | QB | Utah |

| | | | |
|----|--|----|---|
| 5a | TO DALLAS for Scott Secules (120) | | |
| 5b | x-Leroy Holt (137) | FB | Southern Cal (from Washington in '90 draft trade-up) |
| 6 | y-Sean Vanhorse (151) | CB | Howard |
| 7 | TO CLEVELAND in '90 draft trade-down (178) | | |
| 8 | Thomas Woods (205) | WR | Tennessee |
| 9 | Phil Ross (231) | TE | Oregon State |
| 10 | TO WASHINGTON in '90 draft trade-up (262) | | |
| 11 | TO SAN FRANCISCO in Tim McKyer deal (289) | | |
| 12 | Bobby Harden (315) | S | Miami (Fla.) |

x-injured reserve '90

y-physically unable to perform '90

1991

| | | | |
|----|--|----|--|
| 1 | Randal Hill (23) | WR | Miami (Fla.) |
| 2 | TO SAN FRANCISCO in Tim McKyer deal (45) | | |
| 3a | Aaron Craver (60) | RB | Fresno State (from Atlanta in Tim McKyer deal) |
| 3b | TO HOUSTON for John Grimsely (79) | | |
| 4 | TO WASHINGTON in '90 trade-up (103) | | |
| 5a | Bryan Cox (113) | LB | Western Illinois (from Cleveland in '90 trade-down) |
| 5b | Gene Williams (121) | G | Iowa State (from Green Bay in '91 draft trade-up) |
| 5c | TO GREEN BAY in '91 draft trade-up (135) | | |
| 6 | TO GREEN BAY in '91 draft trade-up (164) | | |
| 7 | Chris Green (191) | CB | Illinois |
| 8 | Roland Smith (220) | CB | Miami (Fla.) |
| 9 | Scott Miller (246) | WR | UCLA |
| 10 | Michael Titley (275) | TE | Iowa |
| 11 | Ernie Rogers (302) | T | California |
| 12 | Joe Brunson (331) | DT | Chattanooga |

1992

| | | | |
|-----|---|----|---|
| 1a | Troy Vincent (7) | CB | Wisconsin (from Phoenix for Randal Hill) |
| 1b | Marco Coleman (12) | LB | Georgia Tech |
| 2 | x-Eddie Blake (43) | G | Auburn |
| 3 | Larry Webster (70) | DE | Maryland |
| 4 | Dwight Hollier (97) | LB | North Carolina |
| 5 | Christopher Perez (124) | T | Kansas |
| 6 | Roosevelt Collins (155) | LB | Texas Christian |
| 7a | TO ATLANTA in '92 draft trade-down (182) | | |
| 7b | TO L.A. RAIDERS in '92 draft trade-down (185) (from Atlanta in '92 draft trade-down) | | |
| 7c | Dave Moore (191) | TE | Pittsburgh (from L.A. Raiders in '92 draft trade-down) |
| 8 | Andre Powell (209) | LB | Penn State |
| 9 | Tony Tellington (236) | CB | Youngstown St. |
| 10 | Raoul Spears (267) | RB | Southern Cal |
| 11a | Lee Miles (294) | WR | Baylor |
| 11b | Mark Barsotti (296) | QB | Fresno State (from L.A. Raiders in '92 draft trade-down) |
| 12a | Milton Biggins (322) | TE | West. Kentucky |
| 12b | Kameno Bell (328) | RB | Illinois (from Atlanta in '92 draft trade-down) |

x - Non Football Injury '92

1993

| | | | |
|---|--|----|-----------------|
| 1 | O.J. McDuffie (25) | WR | Penn State |
| 2 | TO NEW ENGLAND in Irving Fryar deal (52) | | |
| 3 | Terry Kirby (78) | RB | Virginia |
| 4 | Ronnie Bradford (105) | CB | Colorado |
| 5 | Chris Gray (132) | T | Auburn |
| 6 | Robert O'Neal (164) | S | Clemson |
| 7 | David Merritt (191) | LB | N. Carolina St. |
| 8 | Dwayne Gordon (218) | LB | New Hampshire |

1994

| | | | |
|----|-------------------------------------|----|---|
| 1a | TO GREEN BAY in '94 trade-down (16) | | |
| 1b | Tim Bowers (20) | DT | Mississippi (from Green Bay in '94 draft trade-down) |
| 2a | Aubrey Beavers (54) | LB | Oklahoma |

- 2b **Tim Ruddy** (65) C Notre Dame
(from Arizona in '94 trade-up)
- 3 TO ARIZONA in '94 trade-up (89)
(from Green Bay in '94 draft trade-down)
- 4a **Ronnie Woolfork** (112) LB Colorado
(from Cleveland for G Gene Williams)
- 4b TO ARIZONA in '94 trade-up (115)
(from San Diego for WR Tony Martin)
- 4c TO ARIZONA in '94 trade-up (121)
- 5 **William Gaines** (147) DT Florida
- 6 **Brant Boyer** (177) LB Arizona
- 7 **Sean Hill** (214) CB Montana St.

1995

- 1 **Billy Milner** (25) T Houston
- 2a **Andrew Greene** (53) G Indiana
(from Green Bay in Ingram-Jackson deals)
- 2b TO CHICAGO in Trace Armstrong deal (56)
- 3 TO CHICAGO in Trace Armstrong deal (87)
- 4a TO GREEN BAY in Keith Jackson deal (117)
(from Green Bay for Mark Ingram)
- 4b **Pete Mitchell** (122) TE Boston College
- 5 **Norman Hand** (158) DT Mississippi
- 6 **Jeff Kopp** (194) LB Southern Cal
- 7a **Corey Swinson** (233) DT Hampton
- 7b **x-Shannon Myers** (246) WR Lenoir-Rhyne
(compensatory pick from NFL)

x - Physically Unable To Perform '95

1996

- 1 **Daryl Gardener** (20) DE Baylor
- 2a TO DALLAS in '96 trade-down (49)
- 2b TO JACKSONVILLE in '96 trade-down (60)
(from Dallas in '96 trade-down)
- 3a **Dorian Brew** (79) CB Kansas
(from Jacksonville in '96 trade-down)
- 3b **Karim Abdul-Jabbar** (80) RB UCLA
- 4a TO KANSAS CITY in '96 trade-down (98)
(from Jacksonville in '96 trade-down)
- 4b TO JACKSONVILLE in '96 trade-down (99)
(from Dallas in '96 trade-down)
- 4c **Kirk Pointer** (113) CB Austin Peay
(from Kansas City in '96 trade-down)
- 4d **Stanley Pritchett** (118) FB South Carolina
- 4e **LaCurtis Jones** (125) LB Baylor
(from Kansas City in '96 trade-down)
- 5a **Jerris McPhail** (134) RB East Carolina
(from Jacksonville in '96 trade-down)
- 5b **Shane Burton** (150) DE Tennessee
(from Jacksonville in '96 trade-down)
- 5c **Zach Thomas** (154) LB Texas Tech
- 6 **Shawn Wooden** (189) S Notre Dame
- 7a **Jeff Buckey** (230) T Stanford
- 7b **Brice Hunter** (251) WR Georgia
(compensatory pick from NFL)

1997

- 1 **x-Yatil Green** (15) WR Miami (Fla.)
- 2 **Sam Madison** (44) CB Louisville
- 3a **Jason Taylor** (73) DE Akron
- 3b **Derrick Rodgers** (92) LB Arizona State
(compensatory pick from NFL)
- 3c **Ronnie Ward** (93) LB Kansas
(compensatory pick from NFL)
- 3d **Brent Smith** (96) T Mississippi St.
(compensatory pick from NFL)
- 4a TO ST. LOUIS in '97 trade-down (112)
- 4b **Jerome Daniels** (121) G Northeastern
(from St. Louis in '97 trade-down)
- 4c TO OAKLAND in '97 trade-down (123)
(from San Francisco for RB Terry Kirby)

- 5a TO N.Y. JETS for T James Brown (145)
- 5b **Barron Tanner** (149) DT Oklahoma
(from Kansas City for K Pete Stoyanovich)
- 5c **Nicholas Lopez** (157) DE Texas Southern
(from Oakland in '97 trade-down)
- 6a **John Fiala** (166) LB Washington
(from Oakland in '97 trade-down)
- 6b **Brian Manning** (170) WR Stanford
(from St. Louis in '97 trade-down)
- 6c **Mike Crawford** (173) LB Nevada
(from St. Louis in '97 trade-down)
- 6d **Ed Perry** (177) TE James Madison
- 7a **Hudhaifa Ismaeli** (203) CB Northwestern
(from Oakland in '97 trade-down)
- 7b TO KANSAS CITY in '96 trade-down (214)

x - Injured Reserve '97

1998

- 1a TO GREEN BAY in '98 trade-down (19)
- 1b **John Avery** (29) RB Mississippi
(from Green Bay in '98 trade-down)
- 2a **Patrick Surtain** (44) CB Southern Miss.
(from Carolina for 1st-round pick in 2000)
- 2b **Kenny Mixon** (49) DE LSU
- 2c TO DETROIT in '98 trade-down (60)
(from Green Bay in '98 trade-down)
- 3a **Brad Jackson** (79) LB Cincinnati
(from Detroit in '98 trade-down)
- 3b **x-Larry Shannon** (82) WR East Carolina
- 4a **Lorenzo Bromell** (102) DE Clemson
(from Philadelphia in '98 trade-up)
- 4b TO PHILADELPHIA in '98 trade-up (112)
- 5a TO PHILADELPHIA in '98 trade-up (142)
- 5b **Scott Shaw** (143) G Michigan State
(from Detroit in '98 trade-down)
- 6a **Nathan Strikwerda** (171) C Northwestern
- 6b **John Dutton** (172) QB Nevada
(from Detroit in '98 trade-down)
- 7 **Jim Bundren** (210) G Clemson

x - Injured Reserve '98

1999

- 1a TO SAN FRANCISCO in '99 draft trade-down (24)
- 1b TO DETROIT in '99 draft trade-down (27)
- 2a **J.J. Johnson** (39) RB Mississippi State
(from Detroit in '99 draft trade-down)
- 2b **Rob Konrad** (43) FB Syracuse
(from Kansas City in '99 draft trade-up)
- 2c TO KANSAS CITY in '99 draft trade-up (54)
- 3a TO DETROIT in '99 draft trade-down (70)
(from Detroit in '99 draft trade-down)
- 3b **Grey Ruegamer** (72) C Arizona State
(from Detroit in '99 draft trade-down)
- 3b TO KANSAS CITY in '99 draft trade-up (84)
- 4 TO MINNESOTA for signing TE Hunter Goodwin (120)
- 5a **Cecil Collins** (134) RB McNeese State
(from San Francisco in '99 draft trade-down)
- 5b **Bryan Jones** (142) LB Oregon State
(from Detroit in '99 draft trade-down)
- 5c TO SAN FRANCISCO for G Kevin Gogan (157)
- 6 **Brent Bartholomew** (192) P Ohio State
- 7a TO N.Y. GIANTS for RB Tyrone Wheatley (231)
- 7b **y-Jermaine Haley** (232) DT Butte College
(from Detroit in '99 draft trade-down)
- 7c **z-Joe Wong** (244) T Brigham Young
(compensatory pick from NFL)

y-previously under contract with CFL; z-injured reserve '99

2000

- 1 TO CAROLINA in '98 draft trade-up (23)
2 **Todd Wade** (53) T Mississippi
3 **Ben Kelly** (84) CB Colorado
4 **Deon Dyer** (117) FB North Carolina
5 **Arturo Freeman** (152) S South Carolina
6a **Ernest Grant** (167) DT Arkansas-Pine Bluff
(from Cleveland for RB Karim Abdul-Jabbar)
6b TO KANSAS CITY in '99 draft trade-down (188)
7a TO SAN FRANCISCO for QB Jim Druckenmiller (230)
7b x-Jeff Harris (232) CB Georgia
(from Chicago for P Brent Bartholomew)

x-injured reserve '00

2001

- 1 **Jamar Fletcher** (26) CB Wisconsin
2a **Chris Chambers** (52) WR Wisconsin
(from Indianapolis through Dallas in '01 draft trade-up)
2b TO DALLAS in '01 draft trade-up (56)
3a **Travis Minor** (85) RB Florida State
3b **Morlon Greenwood** (88) LB Syracuse
(from Philadelphia in '01 draft trade-up)
4 TO DALLAS in '01 draft trade-up (122)
5 **Shawn Draper** (156) T Alabama
6a **Brandon Winey** (164) T Louisiana State
(from San Diego for WR Nate Jacquet)
6b Josh Heupel (177) QB Oklahoma
(from Washington for DT Barron Tanner)
6c Otis Leverette (187) DE Alabama-Birmingham
(from Philadelphia in '01 draft trade-up)
6d Rick Crowell (188) LB Colorado State
7a TO CHICAGO for TE Alonzo Mayes (208)
(from Chicago for P Brent Bartholomew)
7b TO WASHINGTON for P Matt Turk (224)

2002

- 1 TO NEW ORLEANS in RB Ricky Williams deal (25)
2 TO PHILADELPHIA in '01 draft trade-up (59)
3 **Seth McKinney** (90) C Texas A&M
4a **Randy McMichael** (114) TE Georgia
(from New Orleans in RB Ricky Williams deal)
4b TO NEW ORLEANS in RB Ricky Williams deal (125)
5a **Omare Lowe** (161) CB Washington
5b **Sam Simmons** (170) WR Northwestern
(compensatory pick from NFL)
6 TO CHICAGO in QB Cade McNown deal (199)
7a TO DALLAS for WR Jeff Ogden (237)
7b **Leonard Henry** (241) RB East Carolina
(from Chicago in QB Cade McNown deal)

2003

- 1 TO NEW ORLEANS in RB Ricky Williams deal (18)
2 z-**Eddie Moore** (49) LB Tennessee
3a **Wade Smith** (78) T Memphis
(from New England for 2nd-round pick in 2004)
3b **Taylor Whitley** (87) G Texas A&M
4 TO CAROLINA for DE Jay Williams (119)
5a **Donald Lee** (156) TE Mississippi State
5b **J.R. Tolver** (169) WR San Diego State
(compensatory pick from NFL)
6a **Corey Jenkins** (181) LB South Carolina
(from Carolina in draft day trade-up)
6b TO CHICAGO in QB Cade McNown deal (191)
6c Tim Provost (209) T San Jose State
(compensatory pick from NFL)
6d y-**Jeremiah Bell** (213) S Eastern Kentucky
(compensatory pick from NFL)
7a TO CAROLINA in draft day trade-up (226)
(from Washington for signing DT Jermaine Haley)
7b TO WASHINGTON for QB Sage Rosenfels (232)

- 7c TO CAROLINA in draft day trade-up (247)
(from Tampa Bay for T Cornell Green)
7d z-Davern Williams (248) DT Troy State
(compensatory pick from NFL)

y - Practice Squad Injured in '03; z - Injured Reserve in '03

2004

- 1a **Vernon Carey** (19) G/T Miami (Fla.)
(from Minnesota in 2004 draft trade-up)
1b TO MINNESOTA in 2004 draft trade-up (20)
2 TO NEW ENGLAND for 3rd-round pick in 2004 (56)
3 TO GREEN BAY in 2004 draft trade-down (87)
4a **Will Poole** (102) CB USC
(from Jacksonville through Green Bay in 2004 draft trade-down)
4b TO MINNESOTA in 2004 draft trade-up (119)
5a TO BALTIMORE in 2004 draft trade-down (153)
(from Green Bay in 2004 draft trade-down)
5b TO SAN DIEGO for LB Junior Seau (154)
5c **Tony Bua** (160) LB Arkansas
(from Baltimore in 2004 draft trade-down)
6a **Rex Hadnot** (174) C Houston
(from Atlanta in 2004 draft trade-up)
6b TO ATLANTA in 2004 draft trade-up (186)
7a TO ATLANTA in 2004 draft trade-up (219)
(from New Orleans for LB Derrick Rodgers)
7b x-Tony Pape (221) T Michigan
7c **Derrick Pope** (222) LB Alabama
(from Baltimore in 2004 draft trade-down)

x - Practice Squad in '04

2005

- 1 **Ronnie Brown** (2) RB Auburn
2a TO PHILADELPHIA for QB A.J. Feeley (35)
2b **Matt Roth** (46) DE Iowa
(from Kansas City in CB Patrick Surtain deal)
3a TO ST. LOUIS for RB Lamar Gordon (66)
3b **Channing Crowder** (70) LB Florida
(from Chicago in Booker-Ogunleye deal)
4 **Travis Daniels** (104) CB LSU
5a TO KANSAS CITY in CB Patrick Surtain deal (138)
5b **Anthony Alabi** (162) T TCU
(from Kansas City in CB Patrick Surtain deal)
6 TO SAN DIEGO in WR David Boston deal (177)
7 **x-Kevin Vickerson** (216) DT Michigan State

x - Injured Reserve in '05

2006

- 1 **Jason Allen** (16) S Tennessee
2 TO MINNESOTA for QB Daunte Culpepper (51)
3 **Derek Hagan** (82) WR Arizona State
4 x-Joe Toledo (114) T Washington
5 Exercised in 2005 supplemental draft for Manny Wright (149)
6 TO SAN DIEGO in Cleo Lemon-A.J. Feeley trade (188)
7a **Frederick Evans** (212) DT Texas State
(from Green Bay in Brad Bedell trade)
7b y-**Rodrique Wright** (226) DT Texas
7c Devin Aromashodu (233) WR Auburn
(from Chicago in John Owens-B. Ayanbadejo trade)

x - Injured Reserve in '06; y - Reserve/NFI in '06

2007

- 1 **Ted Ginn Jr.** (9) WR Ohio State
2a **John Beck** (40) QB Brigham Young
2b **Samson Satele** (60) C/G Hawaii
(from New England in Wes Welker trade)
3 **Lorenzo Booker** (71) RB Florida State
4 **Paul Soliai** (108) DT Utah
5 TO DETROIT for QB Joey Harrington (145)
6a **Reagan Maula** (181) FB Hawaii

- 6b x-Drew Mormino (199) C Central Michigan
(from New Orleans for K Olindo Mare)
7a **Kelvin Smith** (219) LB Syracuse
7b **Brandon Fields** (225) P Michigan State
(from St. Louis for signing of RFA P Donnie Jones)
7c **Abraham Wright** (238) LB Colorado
(from New England in Wes Welker trade)
x - Injured Reserve in '07

2008

- 1 **Jake Long** (1) T Michigan
2a **Phillip Merling** (32) DE Clemson
2b **Chad Henne** (57) QB Michigan
(from San Diego for WR Chris Chambers)
3a TO DETROIT in draft trade-down (64)
3b **Kendall Langford** (66) DE Hampton
(from Detroit in draft trade-down)
4a TO DALLAS for LB Akin Ayodele and TE Anthony Fasano (100)
4b **Shawn Murphy** (110) G Utah State
(from Chicago in draft trade-up)
4c TO CHICAGO in draft trade-up (115)
(from Philadelphia for RB Lorenzo Booker)
5 TO KANSAS CITY for QB Trent Green (136)
6a TO DALLAS in DT Jason Ferguson trade (167)
6b **Jalen Parmele** (176) RB Toledo
(from Detroit in draft day trade-down)
6c **Donald Thomas** (195) G Connecticut
(from Dallas in DT Jason Ferguson trade)
6d **Lex Hilliard** (204) RB Montana
(compensatory pick from NFL)
7a TO CHICAGO in draft trade-up (208)
7b **Lionel Dotson** (245) DE Arizona
(compensatory pick from NFL)

2009

- 1 **Vontae Davis** (25) CB Illinois
2a **Pat White** (44) QB/WR West Virginia
(from Washington in DE Jason Taylor trade)
2b TO INDIANAPOLIS in draft trade-down (56)
2c **Sean Smith** (61) CB Utah
(from Indianapolis in draft trade-down)
3 **Patrick Turner** (87) WR USC
4a **Brian Hartline** (108) WR Ohio State
(from Oakland in C Samson Satele trade)
4b TO OAKLAND in C Samson Satele trade (126)
5a **John Nalbone** (161) TE Monmouth
5b **Chris Clemons** (165) S Clemson
(from Indianapolis in draft trade-down)
6a **Andrew Gardner** (181) T Georgia Tech
(from Oakland in C Samson Satele trade)
6b TO DALLAS for NT Jason Ferguson (197)
7a **J.D. Folsom** (214) LB Weber State
(from Cleveland for CB Travis Daniels)
7b TO JACKSONVILLE for DE Tony McDaniel (232)
7c TO KANSAS CITY in draft trade-down (237)
(from Carolina for QB Josh McCown)

2010

- 1a TO SAN DIEGO in draft trade-down (12)
1b **Jared Odrick** (28) DE Penn State
(from San Diego in draft day trade-down)
2a **Koa Misi** (40) LB Utah
(from San Diego in draft day trade-down)

- 2b TO DENVER in WR Brandon Marshall trade (43)
3 **John Jerry** (73) G Mississippi
4a TO SAN DIEGO in draft day trade-down (110)
4b x-A.J. Edds (119) LB Iowa
(from Dallas in draft day trade-up)
4c TO SAN DIEGO in draft day trade-up (126)
(from San Diego in draft day trade-down)
5a TO KANSAS CITY for QB Tyler Thigpen (142)
5b **Nolan Carroll** (145) CB Maryland
(from San Francisco for WR Ted Ginn, Jr.)
5c **Reshad Jones** (163) S Georgia
(from Washington in draft day trade-up)
6a TO SAN DIEGO in draft day trade-down (173)
(from Kansas City for OL Andy Alleman and Ikechukwu Ndukwe)
6b TO WASHINGTON in draft day trade-up (174)
6c TO DALLAS in draft day trade-up (179)
7a Chris McCoy (212) LB Middle Tennessee
(from Kansas City in 2009 draft trade-down)
7a TO WASHINGTON in draft day trade-up (219)
7c **Austin Spitzer** (252) LB Ohio State
(compensatory pick from NFL)

x - Injured Reserve in '10

2011

- 1 **Mike Pouncey** (15) G/C Florida
2a TO DENVER for WR Brandon Marshall (46)
2b **Daniel Thomas** (62) RB Kansas State
(from Washington in draft day trade-up)
3 TO WASHINGTON in draft day trade-up (79)
4 **Clyde Gates** (111) WR Abilene Christian
5 TO WASHINGTON in draft day trade-up (146)
6a **Charles Clay** (174) TE Tulsa
(from Green Bay in draft day trade-up)
6b TO GREEN BAY in draft day trade-up (179)
7a TO WASHINGTON in draft day trade-up (217)
7b TO GREEN BAY in draft day trade-up (218)
(from Jacksonville for G Justin Smiley)
7c Frank Kearse (231) DT Alabama A&M
(from Green Bay in draft day trade-up)
7d **Jimmy Wilson** (235) CB Montana
(compensatory pick from NFL)

2012

- 1 Ryan Tannehill (8) QB Texas A&M
2 Jonathan Martin (42) T Stanford
3a Olivier Vernon (72) DE Miami (Fla.)
3b TO SAN DIEGO in draft day trade-down (73)
(from Chicago in WR Brandon Marshall trade)
3c Michael Egnew (78) TE Missouri
(from San Diego in draft day trade-down)
4a Lamar Miller (97) RB Miami (Fla.)
(from San Francisco in draft day trade-up)
4b TO SAN FRANCISCO in draft day trade-up (103)
5a TO TENNESSEE in draft day trade-down (145)
5b Josh Kaddu (155) LB Oregon
(from Tennessee in draft day trade-down)
6a TO NEW ORLEANS in Reggie Bush trade (179)
6b B.J. Cunningham (183) WR Michigan State
6c TO SAN FRANCISCO in draft day trade-up (196)
(from New Orleans in Reggie Bush trade)
7a Kheeston Randall (215) DT Texas
7b Rishard Matthews (227) WR Nevada
(from Tennessee in draft day trade-down)

ALL-TIME DRAFT BY POSITION

| POSITION | NO. |
|----------------------|-----|
| Offensive Line..... | 100 |
| Defensive Line | 97 |
| Linebacker | 84 |
| Defensive Back..... | 83 |
| Running Back | 75 |
| Wide Receiver | 57 |
| Tight End | 37 |
| Quarterback | 28 |
| Kicker | 6 |
| Punter | 5 |

FIRST-ROUND BY POSITION

| POSITION | TOP NO. | ALL FIRST ROUND |
|----------------------|---------|-----------------|
| Offensive Line | 11# | 9 |
| Defensive Line | 9 | 9 |
| Running Back | 8* | 7 |
| Defensive Back | 5 | 6 |
| Wide Receiver | 5* | 4 |
| Linebacker..... | 4& | 4 |
| Quarterback..... | 4* | 4 |
| Tight End | 1* | 0 |
| Kicker/Punter | 0 | 0 |

*includes one selection in second round #includes three selections in second round and one in third round
& includes two selections in second round

ALL-TIME TRADES

1966

| | |
|-------|--|
| 1/15 | LB Ron Caveness to Houston for rights to QB Billy Anderson (1965 redshirt draftee of Houston) |
| 7/3 | 13th (318th overall) round pick in 1967 to Buffalo for QB George Wilson, Jr. |
| 8/30 | RB Jack Spikes to Buffalo for 5th (129th overall) round pick in 1967 |
| 11/10 | 3rd (58th overall) and 5th (110th overall) round picks in 1967 to Denver for RB Cookie Gilchrist |
| 11/10 | DT Jerry Oliver to Denver for 12th (295th overall) round pick in 1967 |
| 11/10 | 8th (186th overall) round pick in 1967 to Oakland for TE Bill Cronin |

1967

| | |
|------|--|
| 4/4 | T Nick DeFelice to N.Y. Jets for C Mike Hudock |
| 5/4 | TE Bill Cronin to Denver for DT Ray Jacobs |
| 6/27 | DE Earl Faison, RB Cookie Gilchrist, G Earnie Park and QB George Wilson, Jr., to Denver for RB Abner Haynes, LB Jerry Hopkins, DE Danny La Rose and 6th (142nd overall) round pick in 1968 |
| 7/25 | 4th (91st overall) round pick in 1968 to Denver for LB John Bramlett |
| 9/5 | TE Dave Kocourek to Oakland for 8th (217th overall) round pick in 1968 |

| | |
|-------|---|
| 9/26 | 8th (200th overall) round pick in 1968 to N.Y. Jets for QB Archie Roberts |
| 12/3 | QB Jon Brittenum to San Diego for 3rd (73rd overall) round pick in 1968 |
| 12/27 | QB John Stofa to Cincinnati for 1st (27th overall) and 2nd (54th overall) round picks in 1968 |
| 12/27 | QB Billy Anderson to Houston for 9th (240th overall) round pick in 1968 |

1968

| | |
|------|--|
| 8/19 | LB Tom Erlandson to San Diego for 7th (174th overall) round pick in 1969 |
| 8/21 | WR John Roderick to Oakland for 5th (128th overall) round pick in 1969 |

1969

| | |
|------|--|
| 3/24 | LB John Bramlett, QB Kim Hammond and 5th (107th overall) round pick in 1970 to Boston for LB Nick Buoniconti |
| 7/2 | CB Mack Lamb to San Diego for G Larry Little |

1970

| | |
|------|---|
| 1/27 | 1st (3rd overall) round pick in 1970 to Cleveland for WR Paul Warfield |
| 4/13 | 1st (22nd overall) round pick in 1971 to Baltimore as compensation for Head Coach Don Shula |

- 5/1 CB Dick Westmoreland to Minnesota for G Bookie Bolin
- 5/1 S Tom Beier to San Francisco for T/C Lance Olssen
- 5/18 WR Jack Clancy to Green Bay as compensation for TE Marv Fleming
- 8/31 8th (203rd overall) round pick in 1971 to Pittsburgh for C Bob DeMarco
- 9/15 5th (126th overall) round pick in 1971 to Pittsburgh for WR Willie Richardson

1971

- 9/1 2nd (51st overall) round pick in 1972 to Cleveland for LB Bob Matheson
- 9/8 C Carl Mauck to San Diego for DT Tony Liscio and 4th (91st overall) round pick in 1972
- 11/23 QB John Stofa to Denver for 7th (161st overall) round pick in 1972
- 11/23 10th (259th overall) round pick in 1972 to Houston for DE Russell Price

1972

- 6/7 LB Dale Farley to Buffalo for DT Jim Dunaway
- 6/7 1st (26th overall) round pick in 1973 to Buffalo for WR Marlin Briscoe
- 8/22 DT Frank Cornish to Buffalo for G/C Howard Kindig and 5th (111th overall) round pick in 1973
- 8/28 T Wayne Mass to New England for 7th (160th overall) round pick in 1973
- 9/26 C Bob DeMarco to Cleveland for 7th (178th overall) round pick in 1973
- 9/26 G/C Bill Griffin to New England for 7th (163rd overall) round pick in 1973

1973

- 8/10 CB Dave McCurry to Chicago for 9th (212th overall) round pick in 1974
- 8/22 QB Jim Del Gaizo to Green Bay for 2nd (38th overall) round pick in 1974 and 2nd (36th overall) round pick in 1975
- 8/27 DT Mike Kadish to Buffalo for C/G Irv Goode
- 8/29 K Jeff White to New Orleans for 7th (164th overall) round pick in 1974
- 5/10 WR Otto Stowe to Dallas for WR Ron Sellers and 2nd (47th overall) round pick in 1974
- 10/2 RB Hubert Ginn to Baltimore for FB Don Nottingham and 6th (136th overall) round pick in 1974

1974

- 1/25 QB Joe Theismann to Washington for 1st (17th overall) round pick in 1976
- 8/7 DT Larry Woods to N.Y. Jets for 6th (143rd overall) round pick in 1975
- 8/9 WR Charley Wade to Chicago for 10th (239th overall) round pick in 1975
- 8/17 RB Ed Jenkins to N.Y. Giants for 14th (338th overall) round pick in 1975
- 8/21 G/C Howard Kindig to Washington for 10th (256th overall) round pick in 1975
- 8/28 6th (143rd overall) round pick in 1975 to N.Y. Jets for T John Mooring
- 9/10 WR Bo Rather to Chicago for 3rd (71st overall) round pick in 1977

1975

- 1/28 CB Henry Stuckey to N.Y. Giants for 5th (106th overall) round pick in 1975

- 1/30 Rights to DE Karl Lorch to Washington for 10th (281st overall) round pick in 1976
- 5/6 WR Marlin Briscoe and RB Hubert Ginn to St. Louis for RB Donny Anderson and compensation for TE Jim McFarland
- 7/9 4th (111th overall) round pick in 1976 to Philadelphia for FB Norm Bulaich
- 7/23 LB Bruce Bannon to San Diego for DE Pete Lazetich
- 9/7 LB Larry Ball and 5th (145th overall) round pick in 1976 to Detroit for 4th (96th overall) round pick in 1976
- 9/9 WR Mel Baker to New Orleans for 7th (185th overall) round pick in 1976

1976

- 4/6 LB Rodrigo Barnes to St. Louis for 12th (341st overall) round pick in 1976
- 4/6 Compensation for signing FB Larry Csonka to N.Y. Giants for 3rd (64th overall) round pick in 1978 and 3rd (63rd overall) round pick in 1979
- 4/8 Compensation for signing WR Paul Warfield to Cleveland for 4th (93rd overall) and 7th (178th overall) round picks in 1978
- 4/10 Compensation for signing RB Jim Kiick to Denver for 12th (333rd overall) round pick in 1978 and 8th (215th overall) round pick in 1979
- 8/24 RB Mercury Morris to San Diego for a 3rd (71st overall) round pick in 1977
- 8/24 S Jake Scott and 4th (97th overall) round pick in 1977 to Washington for S Bryant Salter
- 9/2 6th (153rd overall) round pick in 1977 to N.Y. Giants for LB Andy Selfridge
- 9/21 3rd (70th overall) round pick in 1977 to Houston for CB Ken Ellis

1977

- 1/21 Rights to LB Ray Nettles to Tampa Bay for 5th (113th overall) round pick in 1977
- 2/7 6th round pick in 1977 to Tampa Bay for WR Barry Smith and T Randy Young
- 7/20 11th (310st overall) round pick in 1978 to Seattle for DT Carl Barisich
- 8/8 T Darryl Carlton to Tampa Bay for T Mike Current and 5th (133rd overall) round pick in 1978
- 8/30 5th round pick (133rd overall) in 1978 to Tampa Bay for T Steve Young
- 9/5 CB Jeris White to Tampa Bay for 5th (111th overall) round pick in 1978

1978

- 4/17 S Vern Roberson, WR Freddie Solomon and 1st (24th overall) and 5th (133rd overall) round picks in 1978 to San Francisco for RB Delvin Williams
- 5/11 TE Jim Mandich to Washington for 8th (206th overall) round pick in 1979 and 8th (214th overall) round pick in 1980
- 7/5 8th (217th overall) round pick in 1979 to Tampa Bay for DE Council Rudolph
- 8/28 T Karl Baldischwiler to Detroit for 10th (258th overall) round pick in 1979
- 10/10 RB Benny Malone and 5th (132nd overall) round pick in 1980 to Washington for FB Jim Braxton and 3rd (80th overall) round pick in 1979

1979

- 3/22 3rd (80th overall) round pick in 1979 to Oakland for S Neal Colzie
- 4/18 3rd (79th overall) round pick in 1979 to Atlanta for LB Ralph Ortega

- 8/21 DE Randy Crowder to Tampa Bay for 3rd (61st overall) pick in 1979
 8/21 CB Charles Cornelius to San Francisco for 11th (297th overall) round pick in 1980
 8/27 FB Leroy Harris to Philadelphia for 5th (138th overall) round pick in 1981

1980

- 8/25 RB Gary Davis and CB Norris Thomas to Tampa Bay for FB Jimmy DuBose and 2nd (44th overall) round pick in 1981
 8/28 QB Guy Benjamin to New Orleans for 4th (84th overall) round pick in 1981
 9/24 C Jim Langer to Minnesota for 6th (154th overall) round pick in 1981 and 5th (120th overall) round pick in 1982

1981

- 4/28 2nd (43rd overall) and 3rd (69th overall) round picks in 1981 and 2nd (44th overall) round pick in 1982 to Los Angeles for LB Bob Brudzinski and 2nd (56th overall) round pick in 1981
 7/13 LB Steve Towle to Detroit for 9th (239th overall) round pick in 1982
 7/22 4th (111th overall) round pick in 1983 to Los Angeles for RB Eddie Hill
 8/18 FB Steve Howell to Philadelphia for 10th (271st overall) round pick in 1982
 8/31 P George Roberts to San Diego for 6th (161st overall) round pick in 1982

1983

- 4/26 3rd (81st overall) and 5th (139th overall) round picks in 1983 to Houston for 3rd (76th overall) round pick in 1983
 8/15 5th (139th overall) round pick in 1985 to Denver for LB Larry Evans
 8/29 P Tom Orosz to San Francisco for 12th (333rd overall) round pick in 1984

1984

- 2/21 QB David Woodley to Pittsburgh for 3rd (79th overall) round pick in 1984
 3/6 C Mark Dennard to Philadelphia for 3rd (65th overall) round pick in 1985
 3/27 WR Duriel Harris to Cleveland for 4th (91st overall) round pick in 1985
 5/1 1st (26th overall) round pick and 3rd (79th and 84th overall) round picks in 1984 to Buffalo for 1st (14th overall) round pick in 1984
 8/27 CB Gerald Small to Atlanta for T Ronnie Lee and 6th (145th overall) round pick in 1985
 9/22 2nd (55th overall) round pick in 1985 to San Diego for FB Pete Johnson

1985

- 5/7 Conditional pick in 1986 to Cincinnati for QB Bryan Clark
 8/15 Rights to WR Anthony Carter to Minnesota for LB Robin Sendlein and 2nd (40th overall) round pick in 1986
 10/9 1st (25th overall) and 2nd (40th overall) round picks in 1986 to Tampa Bay for LB Hugh Green

1987

- 4/28 1st (14th overall) round pick in 1987 to Minnesota for 1st (16th overall) and 5th (128th overall) round picks in 1987
 4/28 3rd (70th overall) and 5th (156th overall)

- round picks in 1987 to St. Louis for 2nd (56th overall) round pick in 1987
 4/28 5th (128th overall) round pick in 1987 to Kansas City for 5th (132nd overall) and 8th (212nd overall) round picks in 1987
 8/20 G/C Larry Lee to Denver for 8th (220th overall) round pick in 1988
 10/20 T Greg Koch to Minnesota for 6th (156th overall) round pick in 1988 and 10th (275th overall) round pick in 1989

1989

- 4/23 2nd (36th overall) and 3rd (65th overall) round picks in 1989 to Chicago for 1st round pick (25th overall) in 1989
 8/6 5th (120th overall) round pick in 1990 to Dallas for QB Scott Secules

1990

- 4/22 10th (262nd overall) round pick in 1990 and 4th (103rd overall) round pick in 1991 to Washington for 5th (137th overall) round pick in 1990
 4/23 7th (178th overall) round pick in 1990 to Cleveland for 5th (113th overall) round pick in 1991
 4/23 11th (289th overall) round pick in 1990 and 2nd (60th overall) round pick in 1991 to San Francisco for CB Tim McKyer
 9/3 12th (331st overall) round pick in 1991 to Atlanta for NT Shawn Lee

1991

- 1/31 LB Eric Kumerow to Chicago for CB Vestee Jackson
 4/1 3rd (79th overall) round pick in 1991 to Houston for LB John Grimsley
 4/21 CB Tim McKyer to Atlanta for 3rd (60th overall) and 12th (331st overall) round picks in 1991
 4/22 5th (135th overall) and 6th (163rd overall) round picks in 1991 to Green Bay for 5th (121st overall) in 1991
 9/3 WR Randal Hill to Phoenix for 1st (seventh overall) round pick in 1992

1992

- 4/27 7th (182nd overall) round pick in 1992 to Atlanta for 7th (185th overall) and 12th (328th overall) round picks in 1992
 4/27 7th (185th overall) round pick in 1992 to L.A. Raiders for 7th (191st overall) and 11th (296th overall) round picks in 1992
 5/26 RB Sammie Smith to Denver for RB Bobby Humphrey

1993

- 4/1 2nd (52nd overall) round pick in 1993 and 3rd (88th overall) round pick in 1994 to New England for WR Irving Fryar
 7/13 G Gene Williams to Cleveland for 4th (110th overall) round pick in 1994

1994

- 3/24 WR Tony Martin to San Diego for 4th (113th overall) round pick in 1994
 4/24 1st (16th overall) round pick in 1994 to Green Bay for 1st (20th overall) and 3rd (89th overall) round picks in 1994

4/24 3rd (89th overall), 4th (115th overall) and 4th (121st overall) round picks in 1994 to Arizona for 2nd (65th overall) round pick in 1994

1995

3/21 WR Mark Ingram to Green Bay for 4th (116th overall) round pick in 1995
 3/29 TE Keith Jackson and 4th (116th overall) round pick to Green Bay for 2nd (53rd overall) round pick in 1995
 4/3 CB Terrell Buckley from Green Bay for past considerations
 4/4 2nd (56th overall) round pick and 3rd (87th overall) round pick in 1995 to Chicago for DE Trace Armstrong
 8/27 TE Pete Mitchell to Jacksonville for WR Mike Williams

1996

3/4 5th (145th overall) round pick in 1997 to N.Y. Jets for T James Brown
 4/20 2nd (49th overall) round pick in 1996 to Dallas for 2nd (60th overall) and 4th (99th overall) round picks in 1996
 4/20 2nd (60th overall) and 4th (99th overall) round picks in 1996 to Jacksonville for 3rd (79th overall), 4th (98th and 134th overall) and 5th (150th overall) round picks in 1996
 4/21 4th (98th overall) round pick in 1996 and 7th (214th overall) round pick in 1997 to Kansas City for 4th (113th and 125th overall) round picks in 1996
 8/19 RB Terry Kirby to San Francisco for 4th (123rd overall) round pick in 1997
 8/21 K Pete Stoyanovich to Kansas City for 5th (149th overall) round pick in 1997
 10/1 T Billy Milner to St. Louis for TE Troy Drayton

1997

4/20 4th (112th overall) round pick in 1997 to St. Louis for 4th (121st overall) and 6th (170th and 173rd overall) round picks in 1997
 4/20 4th (123rd overall) round pick in 1997 to Oakland for 5th (157th overall), 6th (166th overall) and 7th (203rd overall) round picks in 1997
 8/24 Conditional draft choice in 1998 to Green Bay for WR Qadry Ismail

1998

4/16 1st (23rd overall) round pick in 2000 to Carolina for 2nd (44th overall) round pick in 1998
 4/18 1st (19th overall) round pick in 1998 to Green Bay for 1st (29th overall) and 2nd (60th overall) round picks in 1998
 4/18 2nd (60th overall) round pick in 1998 to Detroit for 3rd (79th overall), 5th (143rd overall) and 6th (172nd overall) round picks in 1998
 4/19 4th (112th overall) and 5th (142nd overall) round picks in 1998 to Philadelphia for 4th (102nd overall) round pick in 1998

1999

2/12 7th (231st overall) round pick in 1999 to N.Y. Giants for RB Tyrone Wheatley
 3/1 5th (157th overall) round pick in 1999 to San Francisco for G Kevin Gogan

4/17 1st (24th overall) round pick in 1999 to San Francisco for 1st (27th overall) and 5th (134th overall) round picks in 1999

4/17 1st (27th overall) round pick in 1999 to Detroit for 2nd (39th overall), 3rd (70th overall) and 5th (142nd overall) round picks in 1999

4/17 2nd (54th overall) and 3rd (84th overall) round picks in 1999 and 6th round pick (188th overall) in 2000 to Kansas City for 2nd (43rd overall) round pick in 1999

4/17 3rd (70th overall) round pick in 1999 to Detroit for 3rd (72nd overall) and 7th (232nd overall) round picks in 1999

9/4 DT Barron Tanner to Washington for a 6th (177th overall) round draft pick

9/6 7th (230th overall) round pick in 2000 to San Francisco for QB Jim Druckenmiller

9/21 RB John Avery to Denver for WR Marcus Nash

10/19 RB Karim Abdul-Jabbar to Cleveland for 6th (167th overall) round pick in 2000

2000

3/9 7th (224th overall) round pick in 2001 to Washington for P Matt Turk

4/16 P Brent Bartholomew to Chicago for 7th (232nd overall) round pick in 2000 and 7th (208th overall) round pick in 2001

8/22 WR Nate Jacquet to San Diego for 6th (164th overall) round pick in 2001

8/22 7th (237th overall) round pick in 2002 to Dallas for WR Jeff Ogden

10/2 7th (208th overall) round pick in 2001 to Chicago for TE Alonzo Mayes

2001

4/21 2nd (56th overall) and 4th (122nd overall) round picks in 2001 to Dallas for 2nd (52nd overall) round pick in 2001

4/21 2nd (59th overall) round pick in 2002 to Philadelphia for 3rd (88th overall) and 6th (187th overall) round picks in 2001

8/22 6th (199th overall) round pick in 2002 and 6th (191st overall) round pick in 2003 to Chicago for QB Cade McNown and 7th (241st overall) round pick in 2002

2002

3/8 1st (25th overall) and 4th (125th overall) round picks in 2002 and 1st (18th overall) round pick in 2003 to New Orleans for RB Ricky Williams and 4th (114th overall) round pick in 2002

3/12 RB J.J. Johnson to Cleveland for conditional 7th round pick in 2004

6/13 QB Cade McNown to San Francisco for conditional 7th round pick in 2003

7/19 DE Al Wallace and 4th (119th overall) round pick in 2003 to Carolina for DE Jay Williams
 8/20 T Cornell Green to Tampa Bay for 7th (247th overall) round pick in 2003

8/22 7th (232nd overall) round pick in 2003 to Washington for QB Sage Rosenfels

2003

4/16 5th (154th overall) round pick in 2004 to San Diego for LB Junior Seau

4/25 2nd round pick in 2004 to New England for 3rd (78th overall) round pick in 2003

4/27 7th (226th and 247th overall) round picks in 2003 to Carolina for 6th (181st overall) round pick in 2003

- 5/27 LB Derrick Rodgers to New Orleans for a 7th (219th overall) round pick in 2004
- 8/25 S Scott McGarrahan to Green Bay for conditional 7th round draft choice in 2006

2004

- 3/3 2nd (35th overall) round pick in 2005 to Philadelphia for QB A.J. Feeley
- 3/18 Cornerback Jamar Fletcher and a 6th (177th overall) round pick in 2005 to San Diego for WR David Boston
- 4/24 1st (20th overall) and 4th (119th overall) round picks in 2004 to Minnesota for 1st (19th overall) round pick in 2004
- 4/24 3rd (87th overall) round pick to Green Bay for 4th (102nd overall) and 5th (153rd overall) picks in 2004
- 4/25 5th (153rd overall) round pick in 2004 to Baltimore for 5th (160th overall) and 7th (222nd overall) picks in 2004
- 4/25 6th (186th overall) and 7th (219th overall) round picks in 2004 to Atlanta for 6th (174th overall) round pick in 2004
- 8/23 DE Adewale Ogunleye to Chicago for WR Marty Booker and a 3rd (70th overall) round pick in 2005
- 9/5 G Brad Bedell to Green Bay for a 7th (212th overall) round pick in 2006
- 9/9 3rd (66th overall) round pick in 2005 to St. Louis for RB Lamar Gordon

2005

- 4/23 CB Patrick Surtain and a 5th (138th overall) round pick in 2005 to Kansas City for 2nd (46th overall) and 5th (162nd overall) round picks in 2005
- 8/4 DE Ronald Flemons to Seattle for CB Kris Richard
- 8/29 LB Brendon Ayanbadejo to Chicago for TE John Owens and a 7th (233rd overall) round pick in 2006
- 10/11 RB Jesse Chatman to New Orleans for a conditional draft choice.
- 10/18 QB A.J. Feeley and a 6th (188th overall) round pick in 2006 to San Diego for QB Cleo Lemon

2006

- 3/15 2nd (51st overall) round pick in 2006 to Minnesota for QB Daunte Culpepper
- 5/12 5th (145th overall) round pick in 2007 Detroit for QB Joey Harrington

2007

- 3/5 WR Wes Welker to New England for 2nd (60th overall) and 7th (238th overall) round picks in 2007
- 4/3 K Olindo Mare to New Orleans for a 6th (199th overall) round pick in 2007
- 6/6 5th (136th overall) round pick in 2008 to Kansas City for QB Trent Green
- 10/16 WR Chris Chambers to San Diego for a 2nd (57th overall) round pick in 2008

2008

- 2/29 6th (167th overall) round pick in 2008 and a 6th (197th overall) round pick in 2009 to Dallas for DT Jason Ferguson and a 6th (195th overall) round pick in 2008
- 4/26 4th (100th overall) round pick in 2008 to Dallas for LB Akin Ayodele and TE Anthony Fasano

- 4/26 RB Lorenzo Booker to Philadelphia for a 4th (115th overall) round pick in 2008
- 4/27 3rd (64th overall) round pick in 2008 to Detroit for 3rd (66th overall) and 6th (176th overall) round picks in 2008
- 4/27 4th (115th overall) and 7th (208th overall) round picks in 2008 to Chicago for 4th (110th overall) round pick in 2008
- 7/20 DE Jason Taylor to Washington for 2nd (44th overall) round pick in 2009 and 7th (174) round pick in 2010
- 8/20 CB Travis Daniels to Cleveland for 7th (214th overall) round pick in 2009
- 8/29 QB Josh McCown to Carolina for 7th (237th overall) round pick in 2009

2009

- 3/20 7th (232nd overall) round pick in 2009 to Jacksonville for DE Tony McDaniel
- 3/23 C Samson Satele and 4th (126th overall) round pick in 2009 for 4th (108th overall) and 6th (181st overall) round picks in 2009
- 4/25 2nd (56th overall) round pick in 2009 to Indianapolis for 2nd (61st overall) and 5th (165th overall) round picks
- 4/25 7th (237th overall) round pick in 2009 to Kansas City for 7th (212th overall) round pick in 2010
- 8/23 G Andy Alleman and G Ike Ndukwe to Kansas City for 6th (173rd overall) round pick in 2010
- 9/29 5th (142nd overall) round pick in 2010 to Kansas City for QB Tyler Thigpen

2010

- 4/14 2nd (43rd overall) round pick in 2010 and 2nd (46th overall) round pick in 2011 to Denver for WR Brandon Marshall
- 4/16 WR Ted Ginn, Jr. to San Francisco for 5th (145th overall) round pick in 2010
- 4/22 1st (12th overall), 4th (110th overall) and 6th (173rd overall) round picks to San Diego for 1st (28th overall), 2nd (40th overall), 4th (126th overall) round picks in 2010 and LB Tim Dobbins
- 4/24 4th (126th overall) and 6th (179th overall) round picks in 2010 to Dallas for 4th (119th overall) round pick in 2010
- 4/24 6th (174th overall) and 7th (219th overall) round picks in 2010 to Washington for 5th (163rd overall) round pick in 2010
- 5/25 G Justin Smiley to Jacksonville for a 7th (218th overall) round pick in 2011
- 8/26 WR Greg Camarillo to Minnesota for CB Benny Sapp
- 9/4 Conditional draft choice in 2011 to Dallas for G/T Pat McCuistan

2011

- 4/29 3rd (79th overall), 5th (146th overall) and 7th (217th overall) round picks in 2011 to Washington for 2nd (62nd overall) round pick in 2011
- 4/30 6th (179th overall) and 7th (218th overall) round picks in 2011 to Green Bay for 6th (174th overall) and 7th (231st overall) round picks in 2011
- 7/29 S Jonathon Amaya and 6th (179th overall) round pick in 2012 to New Orleans for RB Reggie Bush and 6th (196th overall) round pick in 2012

2012

- 3/13 WR Brandon Marshall to Chicago for 3rd (73rd overall) round pick in 2012 and 3rd round pick in 2013
- 4/27 3rd (73rd overall) round pick in 2012 to San Diego for 3rd (78th overall) and 6th (183rd overall) round picks in 2012

- 4/28 4th (103rd overall) and 6th (196th overall) round picks in 2012 and 6th round pick in 2013 to San Francisco for 4th (97th overall) round pick in 2012
- 4/28 5th (145th overall) round pick in 2012 to Tennessee for 5th (155th overall) and 7th (227th overall) round picks in 2012

PLAN B FREE AGENCY

(**Boldface** indicates made active roster)

1989

PLAYERS LEFT UNPROTECTED (25): FB Woody Bennett, S Glenn Blackwood, S Bud Brown, LB Bob Brudzinski, FB Tony Burse, G/C Chris Conlin, RB Joe Cribbs, LB Tony Furjanic, T Jon Giesler, LB Hugh Green, TE Bruce Hardy, S Liffort Holey, QB Ron Jaworski, TE Dan Johnson, LB Larry Kolic, NT Mike Lambrecht, CB Don McNeal, LB Scott Nicolas, CB Bruce Plummer, DE Chris Scott, LB Jackie Shipp, FB Chad Stark, C Dwight Stephenson, WR Jimmy Teal and CB Reyna Thompson.

PLAYERS SIGNED (11):

LB **Dave Ahrens** – signed on March 23 (from Detroit)
LB **Greg Clark** – signed on March 15 (from Chicago)
S Steve Gage – signed on February 13 (from Washington)
CB **Ernest Gibson** – signed on February 16 (from New England)
LB **E.J. Junior** – signed on February 25 (from Phoenix)
FB **Marc Logan** – signed on February 16 (from Cincinnati)
TE Jeff Markland – signed on April 1 (from Pittsburgh)
QB Brent Pease – signed on March 20 (from Houston)
RB Eric Starr – signed on March 31 (from Chicago)
DE Don Thorp – signed on April 1 (from Kansas City)
CB Bobby Watkins – signed on March 30 (from Detroit)

PLAYERS LOST (6):

FB Tony Burse – signed on April 1 (by Seattle)
QB **Ron Jaworski** – signed on April 1 (by Kansas City)
NT Mike Lambrecht – signed on March 15 (by N.Y. Giants)
CB Bruce Plummer – signed on March 31 (by Indianapolis)
LB **Jackie Shipp** – signed on March 21 (by L.A. Raiders)
CB **Reyna Thompson** – signed on March 30 (by N.Y. Giants)

1990

PLAYERS LEFT UNPROTECTED (19): LB Dave Ahrens, LB Dana Batiste, FB Tom Brown, LB Bob Brudzinski, T Louis Cheek, LB Greg Clark, DE Jackie Cline, CB Ernest Gibson, T Jon Giesler, LB Hugh Green, RB Lorenzo Hampton, TE Bruce Hardy, G Greg Johnson, CB William Judson, LB Barry Krauss, T Ronnie Lee, CB Don McNeal, QB Cliff Stoudt and G Tom Toth.

PLAYERS SIGNED (9):

CB Donnie Elder – signed on March 29 (from Tampa Bay)
CB **Kerry Glenn** – signed on March 30 (from N.Y. Jets)
LB Stacy Harvey – signed on April 1 (from Kansas City)
RB **Mark Higgs** – signed on March 31 (from Philadelphia)
S **Stevon Moore** – signed on March 31 (from N.Y. Jets)
LB **Cliff Odom** – signed on March 27 (from Indianapolis)
FB **Tony Paige** – signed on March 12 (from Detroit)
LB **Mike Reichenbach** – signed on March 30 (from Philadelphia)
DE **Karl Wilson** – signed on March 26 (from Phoenix)

PLAYERS LOST (11):

LB **Dave Ahrens** – signed on March 9 (by Seattle)
FB Tom Brown – signed on March 29 (by Washington)
T **Louis Cheek** – signed on March 29 (by Dallas)
LB Greg Clark – signed on April 1 (by Green Bay)
DE Jackie Cline – signed on March 29 (by Atlanta)
CB Ernest Gibson – signed on March 29 (by New England)
RB Lorenzo Hampton – signed on March 23 (by Denver)
G Greg Johnson – signed on March 3 (by Dallas)
CB William Judson – signed on March 29 (by Detroit)
T Ronnie Lee – signed on March 1 (by Atlanta)
G **Tom Toth** – signed on March 28 (by San Diego)

1991

PLAYERS LEFT UNPROTECTED (24): S Stefon Adams, TE Greg Baty, DE John Bosa, WR Andre Brown, G Roy Foster, LB Rick Graf, S African Grant, RB Mark Higgs, S Liffort Holey, WR Jim Jensen, LB E.J. Junior, TE Brian Kinchen, LB Barry Krauss, CB Paul Lankford, FB Garrett Limbrick, CB Michael McGrunder, LB Cliff Odom, WR James Pruitt, LB Mike Reichenbach, WR Scott Schwedes, RB Troy Stadford, CB Rodney Thomas, CB Sean Vanhorne and DE Karl Wilson.

PLAYERS SIGNED (5):

LB **Ned Bolcar** – signed on March 26 (from Seattle)
LB **Louis Cooper** – signed on April 1 (from Kansas City)
DE Terry Price – signed on March 11 (from Chicago)
TE Eric Sievers – signed on March 18 (from New England)
RB Don Smith – signed on April 1 (from Buffalo)

PLAYERS LOST (10):

S Stefon Adams – signed on April 1 (by L.A. Raiders)
DE John Bosa – signed on March 15 (by N.Y. Jets)
G **Roy Foster** – signed on March 18 (by San Francisco)
LB **Rick Graf** – signed on March 21 (by Houston)
TE Brian Kinchen – signed on April 1 (by Green Bay)
WR James Pruitt – signed on March 31 (by Minnesota)
RB **Troy Stadford** – signed on April 1 (by Kansas City)
CB Rodney Thomas – signed on March 21 (by L.A. Rams)
CB Sean Vanhorne – signed on March 20 (by Detroit)
DE **Karl Wilson** – signed on March 5 (by L.A. Rams)

1992

PLAYERS LEFT UNPROTECTED (25): WR Fred Banks, TE Greg Baty, LB Louis Cooper, DE Donnie Gardner, CB Kerry Glenn, LB Hugh Green, LB John Grimsley, S Liffort Holey, S Mike Iaquaniello, WR Jim Jensen, LB E.J. Junior, NT Chuck Klingbeil, CB Paul Lankford, FB Garrett Limbrick, RB Marc Logan, CB Bruce McNorton, S Stevon Moore, LB Cliff Odom, T James Parrish, DE Terry Price, CB Pat Ray, LB Mike Reichenbach, RB Don Smith, DE Pat Swoopes and WR Mike Williams.

PLAYERS SIGNED (6):

CB **Bruce Alexander** – signed on March 26 (from Detroit)
 WR **Robert Clark** – signed on March 19 (from Detroit)
 DE **Tim Downing** – signed on February 28 (from N.Y. Giants)
 LB **Brian Jones** – signed on April 1 (from Indianapolis)
 NT **Gerald Nichols** – signed on March 31 (from Tampa Bay)
 FB **James Saxon** – signed on March 17 (from Kansas City)

PLAYERS LOST (6):

DE **Donnie Gardner** – signed on March 3 (by N.Y. Jets)
 RB **Marc Logan** – signed on April 1 (by San Francisco)
 S **Stevon Moore** – signed on March 25 (by Cleveland)
 T **James Parrish** – signed on February 21 (by San Diego)
 DE **Terry Price** – signed on April 1 (by San Diego)
 LB **Mike Reichenbach** – signed on April 1 (by San Francisco)

FREE AGENTS

(**Boldface** indicates made active roster)

1992**PLAYERS SIGNED (1):**

TE **Keith Jackson** – signed on September 29 (from Philadelphia)

1993**PLAYERS SIGNED (4):**

FB **Keith Byars** – signed on July 15 (from Philadelphia)
 DT **Mike Golic** – signed on June 8 (from Philadelphia)
 T **Ron Heller** – signed on April 20 (from Philadelphia)
 WR **Mark Ingram** – signed on March 18 (from N.Y. Giants)

PLAYERS LOST (4):

WR **Mark Clayton** – signed on June 4 (by Green Bay)
 TE **Ferrell Edmunds** – signed on March 12 (by Seattle)
 G **Harry Galbreath** – signed on March 23 (by Green Bay)
 QB **Scott Secules** – signed on March 22 (by New England)

1994**PLAYERS SIGNED (5):**

P **Jim Arnold** – signed on April 25 (from Detroit)
 S **Gene Atkins** – signed on February 18 (from New Orleans)
 CB **Tyrone Braxton** – signed on May 13 (from Denver)
 QB **Bernie Kosar** – signed on April 13 (from Dallas)
 S **Michael Stewart** – signed on March 9 (from L.A. Rams)

PLAYERS LOST (5):

DE **David Griggs** – signed on March 24 (by San Diego)
 DE **Jeff Hunter** – signed on April 25 (by Tampa Bay)
 QB **Scott Mitchell** – signed on March 6 (by Detroit)
 S **Louis Oliver** – signed on March 15 (by Cincinnati)
 C **Jeff Uhlenhake** – signed on April 23 (by New Orleans)

1995**PLAYERS SIGNED (3):**

TE **Eric Green** – signed on March 10 (from Pittsburgh)
 WR **Randal Hill** – signed on March 7 (from Arizona)
 QB **Dan McGwire** – signed on April 24 (from Seattle)

PLAYERS LOST (6):

RB **Aaron Craver** – signed on March 10 (by Denver)
 C **Jeff Dellenbach** – signed on March 8 (by New England)
 RB **Cleveland Gary** – signed on May 8 (by St. Louis)
 S **Chris Green** – signed on June 5 (by Buffalo)
 RB **James Saxon** – signed on June 19 (by Kansas City)
 DT **Craig Veasey** – signed on June 2 (by Houston)

1996**PLAYERS SIGNED (6):**

CB **Robert Bailey** – signed on March 7 (from Dallas)
 WR **Fred Barnett** – signed on March 12 (from Philadelphia)
 QB **Mike Buck** – signed on April 11 (from Arizona)
 C **Cal Dixon** – signed on April 16 (from N.Y. Jets)

WR **Charles Jordan** – signed on March 13 (from Green Bay)
 DE **Daniel Stubbs** – signed on April 4 (from Philadelphia)

PLAYERS LOST (4):

DE **Marco Coleman** – signed on March 7 (by San Diego)
 LB **Bryan Cox** – signed on February 22 (by Chicago)
 WR **Irving Fryar** – signed on March 19 (by Philadelphia)
 CB **Troy Vincent** – signed on March 2 (by Philadelphia)

1997**PLAYERS SIGNED (4):**

WR **Lawrence Dawsey** – signed on March 24 (from N.Y. Giants)
 S **Corey Harris** – signed on March 17 (from Seattle)
 TE **Walter Reeves** – signed on March 21 (from San Diego)
 S **George Teague** – signed on March 20 (from Dallas)

PLAYERS LOST (1):

WR **Randal Hill** – signed on May 28 (by New Orleans)

1998**PLAYERS SIGNED (2):**

G **Kevin Donnalley** – signed on February 17 (from Tennessee)
 S **Brock Marion** – signed on March 3 (from Dallas)

PLAYERS LOST (3):

WR **Qadry Ismail** – signed on March 3 (by New Orleans)
 G **Everett McIver** – signed on February 23 (by Dallas)
 FB **Roosevelt Potts** – signed on February 26 (by Baltimore)

1999**PLAYERS SIGNED (4):**

TE **Hunter Goodwin** – signed to offer sheet as a restricted free agent on April 8 (Minnesota declined to match offer sheet on April 9)
 CB **Breg Jeffries** – signed on February 18 (from Detroit)
 DE **Rich Owens** – signed on March 16 (from Washington)
 FB **Roosevelt Potts** – signed on April 1 (from Baltimore)

PLAYERS LOST (2):

TE **Frank Wainright** – signed on February 26 (by Baltimore)
 P **Klaus Wilmsmeyer** – signed on April 1 (by Carolina)

2000**PLAYERS SIGNED (4):**

QB **Jay Fiedler** – signed on February 17 (from Jacksonville)
 LB **Scott Galyon** – signed on February 29 (from N.Y. Giants)
 G **Heath Irwin** – signed on February 29 (from New England)
 S **Brian Walker** – signed on February 16 (from Seattle)

PLAYERS LOST (3):

P **Tom Hutton** – signed on May 16 (by Green Bay)
 FB **Stanley Pritchett** – signed on March 14 (by Philadelphia)
 S **Shawn Wooden** – signed on March 10 (by Chicago)

2001

PLAYERS SIGNED (6):

CB Terry Cousin – signed on March 15 (from Atlanta)
QB Ray Lucas – signed offer sheet on March 9 (from N.Y. Jets). Jets declined to match offer sheet on March 16
WR James McKnight – signed on March 16 (from Dallas)
G Kevin Donnalley – signed on March 3 (from Chicago)
T Marcus Spriggs – signed on April 19 (from Buffalo)
WR Dedric Ward – signed on April 18 (from N.Y. Jets)

PLAYERS LOST (7):

DE Trace Armstrong – signed on March 5 (by Oakland)
G Kevin Donnalley – signed on March 16 (by Carolina)
WR Bert Emanuel – signed on March 30 (by New England)
LB Larry Izzo – signed on March 6 (by New England)
DE Rich Owens – signed on April 9 (by Kansas City)
CB Terrance Shaw – signed on March 23 (by New England)
T Richmond Webb – signed on April 30 (by Cincinnati)

2002

PLAYERS SIGNED (1):

DT Larry Chester – signed on March 5 (from Carolina)

PLAYERS LOST (7):

DE Lorenzo Bromell – signed on April 12 (by Minnesota)
CB Terry Cousin – signed on March 19 (by Carolina)
T Spencer Folau – signed on April 12 (by New Orleans)
DE Kenny Mixon – signed on March 12 (by Minnesota)
RB Lamar Smith – signed on March 25 (by Carolina)
P Matt Turk – signed on April 22 (by N.Y. Jets)
S Brian Walker – signed on March 5 (by Detroit)

2003

PLAYERS SIGNED (6):

TE Marco Battaglia – signed on March 25 (from Pittsburgh)
CB Terrell Buckley – signed on March 13 (from New England)
S Sammy Knight – signed on May 13 (from New Orleans)
KR Charlie Rogers – signed on April 11 (from Buffalo)
WR Derrius Thompson – signed on March 8 (from Washington)
DT Jeff Zgonina – signed on March 31 (from St. Louis)

PLAYERS LOST (6):

TE Desmond Clark – signed on March 3 (by Chicago)
DT Jermaine Haley – signed offer sheet on April 18 (by Washington). Dolphins declined to match offer sheet on April 25
CB Paul Miranda – signed on June 3 (by Oakland)
T Brent Smith – signed on May 6 (by N.Y. Jets)
T Marcus Spriggs – signed on June 3 (by Green Bay)
TE Jed Weaver – signed on March 14 (by San Francisco)

2004

PLAYERS SIGNED (9):

x-S Chris Akins – signed on March 5 (from New England)
S Antuan Edwards – signed on April 12 (from Green Bay)
CB Reggie Howard – signed on March 5 (from Carolina)
G Jeno James – signed on March 5 (from Carolina)
TE John Jones – signed on March 29 (from Baltimore)
T Darnion McIntosh – signed on March 16 (from San Diego)
RB Sammy Morris – signed on March 12 (from Buffalo)
T John St. Clair – signed on March 12 (from St. Louis)
WR Terrence Wilkins – signed on March 16 (from Indianapolis)

x - Injured Reserve in '04

PLAYERS LOST (4):

FB Obafemi Ayanbadejo – signed on March 6 (by Arizona)
CB Terrell Buckley – signed on June 8 (by New England)
LB Tommy Hendricks – signed on March 8 (by Jacksonville)
T Todd Wade – signed on March 4 (by Houston)

2005

PLAYERS SIGNED (6):

T Darnion Cook – signed on March 21 (from Cleveland)
FB Heath Evans – signed on March 17 (from Seattle)
QB Gus Frerotte – signed on March 17 (from Minnesota)
T Stockar McDougale – signed on March 15 (from Detroit)
LB Donnie Spragan – signed on March 11 (from Denver)
S Travares Tillman – signed on March 4 (from Carolina)

PLAYERS LOST (3):

LB Morlon Greenwood – signed on March 3 (by Houston)
S Sammy Knight – signed on March 11 (by Kansas City)
DT Bryan Robinson – signed on March 14 (by Cincinnati)

2006

PLAYERS SIGNED (11):

CB Will Allen – signed on March 20 (from N.Y. Giants)
FB Fred Beasley – signed on March 27 (from San Francisco)
S Deke Cooper – signed on April 5 (from Jacksonville)
CB André Goodman – signed on March 13 (from Detroit)
TE Keith Heinrich – signed on May 15 (from Cleveland)
DB Renaldo Hill – signed on March 17 (from Oakland)
LB Sedrick Hodge – signed on March 13 (from New Orleans)
LB Keith Newman – signed on May 15 (from Minnesota)
T Mike Pearson – signed on May 1 (from Jacksonville)
TE Justin Peelle – signed on March 20 (from San Diego)
T L.J. Shelton – signed on March 13 (from Cleveland)

PLAYERS LOST (4):

WR Bryan Gilmore – signed on March 14 (by San Francisco)
T Stockar McDougale – signed on March 16 (by Jacksonville)
QB Sage Rosenfels – signed on March 12 (by Houston)
CB Kiwaukee Thomas – signed on April 5 (by Buffalo)

2007

PLAYERS SIGNED (6):

K Jay Feely – signed on March 8 (from N.Y. Giants)
WR Az-Zahir Hakim – signed on March 22 (from San Diego)
G Chris Liwski – signed on March 22 (from Arizona)
TE David Martin – signed on March 5 (from Green Bay)
FB Cory Schlesinger – signed on March 15 (from Detroit)
S Cameron Worrell – signed on March 8 (from Chicago)

PLAYERS LOST (7):

FB Darian Barnes – signed on March 8 (by N.Y. Jets)
DE David Bowens – signed on April 2 (by N.Y. Jets)
G Toniui Fonoti – signed on March 15 (by Atlanta)
T Darnion McIntosh – signed on March 3 (by Kansas City)
RB Travis Minor – signed on March 9 (by St. Louis)
RB Sammy Morris – signed on March 3 (by New England)
DT Jeff Zgonina – signed on March 15 (by Houston)

2008

PLAYERS SIGNED (10):

LB Charlie Anderson – signed on March 1 (from Houston)
S Chris Crocker – signed on March 31 (from Atlanta)
S Keith Davis – signed on March 11 (from Dallas)
CB Nathan Jones – signed on March 14 (from Dallas)
QB Josh McCown – signed on March 1 (from Oakland)
TE Sean Ryan – signed on February 29 (from N.Y. Jets)
G Justin Smiley – signed on March 1 (from San Francisco)
DE Randy Starks – signed on March 1 (from Tennessee)
LB Reggie Torbor – signed on March 1 (from N.Y. Giants)

WR Ernest Wilford - signed on February 29 (from Jacksonville)

PLAYERS LOST (4):

RB Jesse Chatman - signed on March 11 (by N.Y. Jets)
G Rex Hadnot - signed on March 11 (by Cleveland)
QB Cleo Lemon - signed on March 1 (by Jacksonville)
LB Derrick Pope - signed on March 14 (by Minnesota)

2009

PLAYERS SIGNED (3):

G Joe Berger - signed on February 27 (from Dallas)
C Jake Grove - signed on March 3 (from Oakland)
CB Eric Green - signed on March 12 (from Arizona)

PLAYERS LOST (3):

CB André Goodman - signed on March 1 (by Denver)
CB Renaldo Hill - signed on February 27 (by Denver)
C Al Johnson - signed on March 16 (by New England)

2010

PLAYERS SIGNED (2):

LB Karlos Dansby - signed on March 5 (from Arizona)
G Richie Incognito - signed on March 17 (from Buffalo)

PLAYERS LOST (2):

CB Nate Jones - signed on March 6 (by Denver)
LB Jason Taylor - signed on April 20 (by N.Y. Jets)

2011

PLAYERS SIGNED (5):

LB Kevin Burnett - signed on July 30 (from San Diego)
DT Ronald Fields - signed on July 31 (from Denver)
QB Matt Moore - signed on July 29 (from Carolina)
LB Jason Trusnik - signed on July 29 (from Cleveland)
T Ray Willis - signed on August 6 (from Seattle)

PLAYERS LOST (4):

RB Ronnie Brown - signed on August 2 (by Philadelphia)
T Pat McQuistan - signed on August 8 (by Tennessee)
QB Tyler Thigpen - signed on July 29 (by Buffalo)
RB Ricky Williams - signed on August 8 (by Baltimore)

2012

PLAYERS SIGNED (6):

LB Gary Guyton - Signed on April 17 (from New England)
T Artis Hicks - signed on March 16 (from Cleveland)
S Tyrell Johnson - signed on April 5 (from Minnesota)
CB Richard Marshall - signed on March 15 (from Arizona)
WR Legedu Naanee - signed on April 17 (from Carolina)
LB Jamaal Westerman - signed on March 20 (from N.Y. Jets)

PLAYERS LOST (5):

CB Will Allen - Signed on March 21 (by New England)
S Jeremiah Bell - Signed on May 18 (by N.Y. Jets)
QB Chad Henne - Signed on March 15 (by Jacksonville)
DE Kendall Langford - Signed on March 17 (by St. Louis)
LB Marvin Mitchell - Signed on April 17 (by Minnesota)



MIAMI DOLPHINS PRONUNCIATION GUIDE

Player

Chas Alexchih —
Isaako Aaitui —
Davone Bess —
Vontae Davis —
Michael Egnaw —
Ray Feinga —
Josh Kaddu —
Jorvorskie Lane —
Ryan Mahaffey —
Jeron Mastrud —
Kelcie McCray —
Koa Misi —
Lydon Murtha —
Legedu Naanee —
Mike Pouncey —
Kheeston Randall —
Josh Samuda —
Jacques Smith —
Paul Soliai —
Ryan Tannehill —
Jason Trusnik —
Olivier Vernon —
Will Yeatman —

Coach/Staff

Lou Anarumo —
Joe Cimino —
Naohisa Inoue —
Darren Krein —
Phil McGeoghan —
Dave Puloka —

Phonetically

ah-LEX-ee
e-saw-AH-co ah-ah-TWO-e
duh-VAHN
Vaughn-TAY
Egg-NEW
Fing-UH
kuh-DOO
JA-vor-SKI
muh-HAF-ee
JUH-ron Mas-trood
KEL-See
CO-uh, ME-see
MER-tuh
LEG-a-doo Nah-NAY
POUNCE-e
Key-Stun
Sa-MUDA
jah-QWEESE
SO-lee-i
TAN-uh-hill
TRUH-is-nick
Oh-Liv-E-AYE
YATE-mun

Phonetically

ann-UH-room-OH
Chu-MEAN-oh
Now-HE-Sa IN-ew-way
CRY-eyen
muh-GAY-gehn
Puh-LOU-kuh

2012 NFL SCHEDULE

National Football League
280 Park Avenue, New York, NY 10017
Phone: 212-450-2000

AMERICAN CONFERENCE

EAST

Buffalo
Miami
New England
N.Y. Jets

SOUTH

Houston
Indianapolis
Jacksonville
Tennessee

NORTH

Baltimore
Cincinnati
Cleveland
Pittsburgh

WEST

Denver
Kansas City
Oakland
San Diego

NATIONAL CONFERENCE

EAST

Dallas
N.Y. Giants
Philadelphia
Washington

SOUTH

Atlanta
Carolina
New Orleans
Tampa Bay

NORTH

Chicago
Detroit
Green Bay
Minnesota

WEST

Arizona
St. Louis
San Francisco
Seattle

2012 NFL Schedule

(All times Eastern)

WEDNESDAY, SEPTEMBER 5

Dallas at N.Y. Giants 8:30

SUNDAY, SEPTEMBER 9

Indianapolis at Chicago 1:00

Philadelphia at Cleveland 1:00

St. Louis at Detroit 1:00

Miami at Houston 1:00

Atlanta at Kansas City 1:00

Jacksonville at Minnesota 1:00

Washington at New Orleans 1:00

Buffalo at N.Y. Jets 1:00

New England at Tennessee 1:00

Seattle at Arizona 4:15

San Francisco at Green Bay 4:15

Carolina at Tampa Bay 4:15

Pittsburgh at Denver 8:20

MONDAY, SEPTEMBER 10

Cincinnati at Baltimore 7:00

San Diego at Oakland 10:15

THURSDAY, SEPTEMBER 13

Chicago at Green Bay 8:20

SUNDAY, SEPTEMBER 16

Kansas City at Buffalo 1:00

New Orleans at Carolina 1:00

Cleveland at Cincinnati 1:00

Minnesota at Indianapolis 1:00

Houston at Jacksonville 1:00

Arizona at New England 1:00

Tampa Bay at N.Y. Giants 1:00

Baltimore at Philadelphia 1:00

Washington at St. Louis 4:05

Dallas at Seattle 4:05

Oakland at Miami 4:15

N.Y. Jets at Pittsburgh 4:15

Tennessee at San Diego 4:15

Detroit at San Francisco 8:20

MONDAY, SEPTEMBER 17

Denver at Atlanta 8:30

THURSDAY, SEPTEMBER 20

N.Y. Giants at Carolina 8:20

SUNDAY, SEPTEMBER 23

St. Louis at Chicago 1:00

Buffalo at Cleveland 1:00

Tampa Bay at Dallas 1:00

Jacksonville at Indianapolis 1:00

N.Y. Jets at Miami 1:00

San Francisco at Minnesota 1:00

Kansas City at New Orleans 1:00

Detroit at Tennessee 1:00

Cincinnati at Washington 1:00

Philadelphia at Arizona 4:05

Atlanta at San Diego 4:05

Houston at Denver 4:15

Pittsburgh at Oakland 4:15

New England at Baltimore 8:20

THURSDAY, SEPTEMBER 27

(Byes: Indianapolis, Pittsburgh)

Cleveland at Baltimore 8:20

SUNDAY, SEPTEMBER 30

Carolina at Atlanta 1:00

New England at Buffalo 1:00

Minnesota at Detroit 1:00

Tennessee at Houston 1:00

San Diego at Kansas City 1:00

San Francisco at N.Y. Jets 1:00

Seattle at St. Louis 1:00

Miami at Arizona 4:05

Cincinnati at Jacksonville 4:05

Oakland at Denver 4:05

New Orleans at Green Bay 4:15

Washington at Tampa Bay 4:15

N.Y. Giants at Philadelphia 8:20

MONDAY, OCTOBER 1

Chicago at Dallas 8:30

THURSDAY, OCTOBER 4

(Byes: Dallas, Detroit, Oakland,

Tampa Bay)

Arizona at St. Louis 8:20

SUNDAY, OCTOBER 7

Miami at Cincinnati 1:00

Green Bay at Indianapolis 1:00

Baltimore at Kansas City 1:00

Tennessee at Minnesota 1:00

Cleveland at N.Y. Giants 1:00

Philadelphia at Pittsburgh 1:00

Atlanta at Washington 1:00

Seattle at Carolina 4:05

Chicago at Jacksonville 4:05

Denver at New England 4:15

Buffalo at San Francisco 4:15

San Diego at New Orleans 8:20

MONDAY, OCTOBER 8

Houston at N.Y. Jets 8:30

THURSDAY, OCTOBER 11

(Byes: Carolina, Chicago,

Jacksonville, New Orleans)

Pittsburgh at Tennessee 8:20

SUNDAY, OCTOBER 14

Oakland at Atlanta 1:00

Dallas at Baltimore 1:00

Cincinnati at Cleveland 1:00

St. Louis at Miami 1:00

Indianapolis at N.Y. Jets 1:00

Detroit at Philadelphia 1:00

Kansas City at Tampa Bay 1:00

Buffalo at Arizona 4:05

New England at Seattle 4:05

N.Y. Giants at San Francisco 4:15

Minnesota at Washington 4:15

Green Bay at Houston 8:20

MONDAY, OCTOBER 15

Denver at San Diego 8:30

THURSDAY, OCTOBER 18

(Byes: Atlanta, Denver, Kansas City,

Miami, Philadelphia, San Diego)

Seattle at San Francisco 8:20

SUNDAY, OCTOBER 21

Tennessee at Buffalo 1:00

Dallas at Carolina 1:00

Baltimore at Houston 1:00

Cleveland at Indianapolis 1:00

Arizona at Minnesota 1:00

Washington at N.Y. Giants 1:00

Green Bay at St. Louis 1:00

New Orleans at Tampa Bay 1:00

N.Y. Jets at New England 4:15

Jacksonville at Oakland 4:15

Pittsburgh at Cincinnati 8:20

THURSDAY, OCTOBER 25

(Byes: Baltimore, Buffalo, Cincinnati,

Houston)

Tampa Bay at Minnesota 8:20

SUNDAY, OCTOBER 28
 Carolina at Chicago 1:00
 San Diego at Cleveland 1:00
 Seattle at Detroit 1:00
 Jacksonville at Green Bay 1:00
Miami at N.Y. Jets 1:00
 Atlanta at Philadelphia 1:00
 Washington at Pittsburgh 1:00
 New England at St. Louis (London) 1:00
 Indianapolis at Tennessee 1:00
 Oakland at Kansas City 4:05
 N.Y. Giants at Dallas 4:15
 New Orleans at Denver 8:20

MONDAY, OCTOBER 29
 San Francisco at Arizona 8:30

THURSDAY, NOVEMBER 1
 (Byes: New England, N.Y. Jets,
 St. Louis, San Francisco)
 Kansas City at San Diego 8:20

SUNDAY, NOVEMBER 4
 Denver at Cincinnati 1:00
 Baltimore at Cleveland 1:00
 Arizona at Green Bay 1:00
 Buffalo at Houston 1:00
Miami at Indianapolis 1:00
 Detroit at Jacksonville 1:00
 Chicago at Tennessee 1:00
 Carolina at Washington 1:00
 Tampa Bay at Oakland 4:05
 Minnesota at Seattle 4:05
 Pittsburgh at N.Y. Giants 4:15
 Dallas at Atlanta 8:20

MONDAY, NOVEMBER 5
 Philadelphia at New Orleans 8:30

THURSDAY, NOVEMBER 8
 (Byes: Arizona, Cleveland,
 Green Bay, Washington)
 Indianapolis at Jacksonville 8:20

SUNDAY, NOVEMBER 11
 Oakland at Baltimore 1:00
 Denver at Carolina 1:00
 N.Y. Giants at Cincinnati 1:00
Tennessee at Miami 1:00
 Detroit at Minnesota 1:00
 Buffalo at New England 1:00
 Atlanta at New Orleans 1:00
 San Diego at Tampa Bay 1:00
 N.Y. Jets at Seattle 4:05
 Dallas at Philadelphia 4:15
 St. Louis at San Francisco 4:15
 Houston at Chicago 8:20

MONDAY, NOVEMBER 12
 Kansas City at Pittsburgh 8:30

THURSDAY, NOVEMBER 15
 (Byes: Minnesota, N.Y. Giants,
 Seattle, Tennessee)
Miami at Buffalo 8:20

SUNDAY, NOVEMBER 18
 Arizona at Atlanta 1:00
 Tampa Bay at Carolina 1:00
 Cleveland at Dallas 1:00
 Green Bay at Detroit 1:00
 Jacksonville at Houston 1:00

Cincinnati at Kansas City 1:00
 Indianapolis at New England 1:00
 N.Y. Jets at St. Louis 1:00
 Philadelphia at Washington 1:00
 New Orleans at Oakland 4:05
 San Diego at Denver 4:15
 Baltimore at Pittsburgh* 8:20

MONDAY, NOVEMBER 19
 Chicago at San Francisco 8:30

THURSDAY, NOVEMBER 22
 Houston at Detroit 12:30
 Washington at Dallas 4:15
 New England at N.Y. Jets 8:20

SUNDAY, NOVEMBER 25
 Minnesota at Chicago 1:00
 Oakland at Cincinnati 1:00
 Pittsburgh at Cleveland 1:00
 Buffalo at Indianapolis 1:00
 Tennessee at Jacksonville 1:00
 Denver at Kansas City 1:00
Seattle at Miami 1:00
 Atlanta at Tampa Bay 1:00
 Baltimore at San Diego 4:05
 St. Louis at Arizona 4:15
 San Francisco at New Orleans 4:15
 Green Bay at N.Y. Giants* 8:20

MONDAY, NOVEMBER 26
 Carolina at Philadelphia 8:30

THURSDAY, NOVEMBER 29
 New Orleans at Atlanta 8:20

SUNDAY, DECEMBER 2
 Jacksonville at Buffalo 1:00
 Seattle at Chicago 1:00
 Indianapolis at Detroit 1:00
 Minnesota at Green Bay 1:00
 Carolina at Kansas City 1:00
New England at Miami 1:00
 Arizona at N.Y. Jets 1:00
 San Francisco at St. Louis 1:00
 Houston at Tennessee 1:00
 Tampa Bay at Denver 4:05
 Pittsburgh at Baltimore 4:15
 Cleveland at Oakland 4:15
 Cincinnati at San Diego 4:15
 Philadelphia at Dallas* 8:20

MONDAY, DECEMBER 3
 N.Y. Giants at Washington 8:30

THURSDAY, DECEMBER 6
 Denver at Oakland 8:20

SUNDAY, DECEMBER 9
 St. Louis at Buffalo 1:00
 Atlanta at Carolina 1:00
 Dallas at Cincinnati 1:00
 Kansas City at Cleveland 1:00
 Tennessee at Indianapolis 1:00
 N.Y. Jets at Jacksonville 1:00
 Chicago at Minnesota 1:00
 San Diego at Pittsburgh 1:00
 Philadelphia at Tampa Bay 1:00
 Baltimore at Washington 1:00
Miami at San Francisco 4:05
 New Orleans at N.Y. Giants 4:15
 Arizona at Seattle 4:15

Detroit at Green Bay* 8:20

MONDAY, DECEMBER 10
 Houston at New England 8:30

THURSDAY, DECEMBER 13
 Cincinnati at Philadelphia 8:20

SUNDAY, DECEMBER 16
 N.Y. Giants at Atlanta 1:00
 Denver at Baltimore 1:00
 Green Bay at Chicago 1:00
 Washington at Cleveland 1:00
 Indianapolis at Houston 1:00
Jacksonville at Miami 1:00
 Tampa Bay at New Orleans 1:00
 Minnesota at St. Louis 1:00
 Detroit at Arizona 4:05
 Seattle at Buffalo (Toronto) 4:05
 Carolina at San Diego 4:05
 Pittsburgh at Dallas 4:15
 Kansas City at Oakland 4:15
 San Francisco at New England* 8:20

MONDAY, DECEMBER 17
 N.Y. Jets at Tennessee 8:30

SATURDAY, DECEMBER 22
 Atlanta at Detroit 8:30

SUNDAY, DECEMBER 23
 N.Y. Giants at Baltimore 1:00
 Oakland at Carolina 1:00
 New Orleans at Dallas 1:00
 Tennessee at Green Bay 1:00
 Minnesota at Houston 1:00
 New England at Jacksonville 1:00
 Indianapolis at Kansas City 1:00
Buffalo at Miami 1:00
 Washington at Philadelphia 1:00
 Cincinnati at Pittsburgh 1:00
 St. Louis at Tampa Bay 1:00
 Cleveland at Denver 4:05
 Chicago at Arizona 4:15
 San Francisco at Seattle 4:15
 San Diego at N.Y. Jets* 8:20

SUNDAY, DECEMBER 30**
 Tampa Bay at Atlanta 1:00
 N.Y. Jets at Buffalo 1:00
 Baltimore at Cincinnati 1:00
 Chicago at Detroit 1:00
 Houston at Indianapolis 1:00
 Green Bay at Minnesota 1:00
Miami at New England 1:00
 Carolina at New Orleans 1:00
 Philadelphia at N.Y. Giants 1:00
 Cleveland at Pittsburgh 1:00
 Jacksonville at Tennessee 1:00
 Dallas at Washington 1:00
 Kansas City at Denver 4:15
 Oakland at San Diego 4:15
 Arizona at San Francisco 4:15
 St. Louis at Seattle 4:15

* - Sunday night games in Weeks
 10-15 subject to change

** - Sunday Night Game In Week 17
 TBD

2012 OPPONENTS

ARIZONA CARDINALS

Sunday, September 30 at Arizona – 4:05 p.m.
EST/CBS-TV

Address: 8701 S. Hardy Dr.

Tempe, AZ 85284

Phone: (602) 379-0101

Chairman/Owner: William V. Bidwell

President: Michael Bidwell

General Manager: Rod Graves

Head Coach: Ken Whisenhunt

(16th NFL Season, 6th with Cardinals)

Career Record: 40-40

Cardinals Record: 40-40

Public Relations: Mark Dalton/Chris Melvin/
Mike Helm

Stadium (Year Opened): University of Phoenix
Stadium (2006)

Capacity: 63,400

Playing Surface: Grass

Division: NFC West

2011 Record: 8-8 (2nd, NFC West)

Regular Season Record vs. Dolphins: 2-8

ARIZONA CARDINALS VS MIAMI (Regular Season)

RUSHING

| NAME | G | ATT. | YDS. | AVG. | TD |
|-----------------------------------|---|------|------|------|----|
| NO REGULAR SEASON STATS VS. MIAMI | | | | | |

RECEIVING

| NAME | G | NO. | YDS. | AVG. | TD |
|------------------|---|-----|------|------|----|
| Larry Fitzgerald | 2 | 11 | 245 | 22.3 | 1 |

PASSING

| NAME | G | ATT. | CMP. | YDS. | TD | INT. |
|-----------------------------------|---|------|------|------|----|------|
| NO REGULAR SEASON STATS VS. MIAMI | | | | | | |

- Miami leads the season series over Arizona (formerly known as St. Louis and Phoenix), 8-2, with Arizona winning the last two contests.
- Miami has outscored Arizona in the series, 279-153.
- On Thanksgiving Day, November, 24, 1977, Dolphins quarterback Bob Griese threw six touchdowns against the St. Louis Cardinals. At the time, Griese set a Dolphins' single-game record with his six touchdown performance. Dan Marino tied the record versus the New York Jets (9/21/86). Miami defeated St. Louis, 55-10.

ATLANTA FALCONS

Friday, August 24 vs. Atlanta (preseason) –
7:30 p.m. EST/CBS-TV

Address: 4400 Falcon Parkway
Flowery Branch, GA 30542

Phone: (770) 965-3115

Owner and C.E.O.: Arthur Blank

President: Rich McKay

General Manager: Thomas Dimitroff

Head Coach: Mike Smith

(4th NFL Season, 4th with Falcons)

Career Record: 43-21

Falcons Record: 43-21

Public Relations: Reggie Roberts/Frank Kleha/
Brian Cearn/Matt Haley

Stadium (Year Opened): Georgia Dome (1992)

Capacity: 71,228

Playing Surface: FieldTurf

Division: AFC North

2010 Record: 13-3 (1st, NFC South)

Preseason Record vs. Dolphins: 6-5

ATLANTA FALCONS VS. MIAMI (Regular Season)

RUSHING

| NAME | G | ATT. | YDS. | AVG. | TD |
|----------------|---|------|------|------|----|
| Michael Turner | 2 | 23 | 69 | 3.0 | 0 |
| Roddy White | 2 | 1 | 16 | 16.0 | 0 |
| Matt Ryan | 1 | 3 | 2 | 0.7 | 0 |

RECEIVING

| NAME | G | NO. | YDS. | AVG. | TD |
|----------------|---|-----|------|------|----|
| Tony Gonzalez | 6 | 33 | 449 | 13.6 | 6 |
| Brian Finneran | 3 | 9 | 144 | 16.0 | 1 |
| Roddy White | 2 | 8 | 92 | 11.5 | 0 |
| Jason Snelling | 1 | 1 | 2 | 2.0 | 0 |

PASSING

| NAME | G | ATT. | CMP. | YDS. | TD | INT. |
|-----------|---|------|------|------|----|------|
| Matt Ryan | 1 | 36 | 22 | 229 | 2 | 0 |

- The Dolphins and Falcons will meet for the 12th time in the preseason, with Atlanta holding a 6-5 advantage.
- In the regular season, Miami leads the series, 7-4, over Atlanta, Atlanta has won the last two regular season matchups.
- On December 12, 1995, Dolphins quarterback Dan Marino completed 35 passes in a 21-20 win over Atlanta. The 35 completions tied for third-most completions in a single-game in Dolphins history. Marino holds the club record with most completions in a single-game (39) versus Buffalo on November 16, 1986.
- On November 30, 1970, Miami played their first-ever prime time game. It was against the Falcons in front of 53,303 spectators in Atlanta. Miami defeated Atlanta, 20-7.

BUFFALO BILLS

Thursday, November 15 at Buffalo – 8:20 p.m.
EST/NFLN

Sunday, December 23 vs. Buffalo – 1:00 p.m.
EST/CBS-TV

Address: One Bills Drive
Orchard Park, NY 14127-2296
Phone: (716) 648-1800
Owner and President: Ralph C. Wilson, Jr.
Chief Executive Officer: Russ Brandon
Exec V.P./General Manager: Buddy Nix
Head Coach: Chan Gailey
(5th NFL Season, 3rd with Bills)
Career Record: 28-36
Bills Record: 10-22
Public Relations: Scott Berchtold/Chris Jenkins/
Matt Heidt/Dominick Rinelli/Stephanie King
Stadium (Year Opened): Ralph Wilson
Stadium (1973)
Capacity: 73,967
Playing Surface: AstroPlay
Division: AFC East
2010 Record: 6-10 (4th, AFC East)
Regular Season Record vs. Dolphins: 39-56-1
Postseason Record vs. Dolphins: 3-1

BUFFALO BILLS VS. MIAMI (Regular Season)

RUSHING

| NAME | G | ATT. | YDS. | AVG. | TD |
|------------------|----|------|------|------|----|
| Fred Jackson | 8 | 75 | 343 | 4.6 | 2 |
| Brad Smith | 11 | 13 | 72 | 5.5 | 0 |
| Ryan Fitzpatrick | 4 | 19 | 92 | 4.8 | 1 |
| Tyler Thigpen | 1 | 6 | 57 | 9.5 | 1 |
| C.J. Spiller | 4 | 31 | 115 | 3.7 | 1 |

RECEIVING

| NAME | G | NO. | YDS. | AVG. | TD |
|----------------|----|-----|------|------|----|
| Stevie Johnson | 5 | 17 | 221 | 13.0 | 1 |
| C.J. Spiller | 4 | 17 | 123 | 7.2 | 1 |
| Fred Jackson | 8 | 17 | 126 | 7.4 | 0 |
| David Nelson | 4 | 13 | 143 | 11.0 | 1 |
| Brad Smith | 11 | 13 | 118 | 9.1 | 1 |
| David Clowney | 3 | 8 | 110 | 13.8 | 0 |
| Derek Hagan | 1 | 2 | 12 | 6.0 | 1 |

PASSING

| NAME | G | ATT. | CMP. | YDS. | TD | INT. |
|------------------|---|------|------|------|----|------|
| Ryan Fitzpatrick | 4 | 138 | 84 | 994 | 5 | 7 |
| Vince Young | 2 | 45 | 23 | 328 | 4 | 2 |
| Tyler Thigpen | 1 | 41 | 20 | 320 | 2 | 3 |

- Miami leads the all-time regular season series by a 56-39-1 margin. Miami has lost both postseason contests at Buffalo, while the teams have split two at Miami.
- In their 44-year history playing each other, the Dolphins have swept the regular season series on 21 occasions, while the Bills have done so 11 times.
- Miami's second-largest comeback in team history was against Buffalo at home on December 4, 2005. The Dolphins rallied from a 21 points deficit in the second quarter (0-21) vs. Buffalo in route to a 24-23 victory.
- Miami set the NFL record for consecutive wins over one team with 20 against Buffalo from 1970-79.

CAROLINA PANTHERS

Friday, August 17 at Carolina (preseason) – 8:00 p.m. EST/CBS-TV

Address: 800 South Mint Street
Charlotte, NC 28202
Phone: (704) 358-7000
Owner/Founder: Jerry Richardson
President: Danny Morrison
General Manager: Marty Hurney
Head Coach: Ron Rivera
(2nd NFL Season, 2nd with Panthers)
Career Record: 6-10
Panthers Record: 6-10
Public Relations: Charlie Dayton/Steven Drummond/Ryan Anderson
Stadium (Year Opened): Bank of America Stadium (1996)
Capacity: 73,778
Playing Surface: Grass
Division: NFC South
2011 Record: 6-10 (4th, NFC South)
Preseason Record vs. Dolphins: 1-2

CAROLINA PANTHERS VS. MIAMI (Regular Season)

RUSHING

| NAME | G | ATT. | YDS. | AVG. | TD |
|-------------------|---|------|------|------|----|
| DeAngelo Williams | 1 | 13 | 122 | 9.4 | 0 |
| Jonathan Stewart | 1 | 12 | 43 | 3.6 | 0 |
| Steve Smith | 3 | 3 | 8 | 2.7 | 0 |

RECEIVING

| NAME | G | NO. | YDS. | AVG. | TD |
|-------------------|---|-----|------|------|----|
| Steve Smith | 3 | 19 | 286 | 15.1 | 4 |
| DeAngelo Williams | 1 | 1 | 9 | 9.0 | 0 |

PASSING

| NAME | G | ATT. | CMP. | YDS. | TD | INT. |
|----------------|---|------|------|------|----|------|
| Derek Anderson | 1 | 25 | 18 | 245 | 3 | 0 |

- Carolina is the only team that the Dolphins are undefeated against in team history during the regular season (4-0), while the Texans are the only franchise that they have never defeated (0-5).
- The teams have played three times in the preseason with Miami leading the series, 2-1.
- On September 25, 2005, Dolphins rookie RB Ronnie Brown rushed for 132 yards in the win over Carolina, 27-24. Brown's 132 rushing yard performance is the fourth most rushing yards by a rookie in a single-game in Dolphins history. Troy Stradford holds the record for most rushing yards in a single-game by a rookie in Dolphins history (169) versus Dallas (11/22/87).

CINCINNATI BENGALS

Sunday, October 7 at Cincinnati – 1:00 p.m.
EST/CBS-TV

Address: One Paul Brown Stadium
Cincinnati, OH 45202

Phone: (513) 621-3550
President: Mike Brown
Executive Vice President: Katie Blackburn
Head Coach: Marvin Lewis
 (10th NFL Season, 10th with Bengals)
Career Record: 69-74
Bengals Record: 69-74
Public Relations: Jack Brennan/P.J. Combs/
 Inky Moore
Stadium (Year Opened): Paul Brown Stadium
 (2000)
Capacity: 65,535
Playing Surface: FieldTurf
Division: AFC North
2010 Record: 9-7 (3rd, AFC North)
Regular Season Record vs. Dolphins: 5-13
Post-Season Record vs. Dolphins: 0-1

CINCINNATI BENGALS VS. MIAMI (Regular Season)

RUSHING

| NAME | G | ATT. | YDS. | AVG. | TD |
|----------------|---|------|------|------|----|
| B. Green-Ellis | 7 | 54 | 227 | 4.2 | 4 |
| Cedric Benson | 2 | 28 | 103 | 3.7 | 0 |
| Bernard Scott | 1 | 2 | 22 | 11.0 | 0 |

RECEIVING

| NAME | G | NO. | YDS. | AVG. | TD |
|------------------|---|-----|------|------|----|
| Jermaine Gresham | 1 | 3 | 17 | 5.7 | 0 |
| B. Green-Ellis | 7 | 1 | 6 | 6.0 | 0 |

PASSING

| NAME | G | ATT. | CMP. | YDS. | TD | INT. |
|---------------|---|------|------|------|----|------|
| B. Gradkowski | 1 | 32 | 17 | 252 | 1 | 2 |

- Miami holds the regular season series advantage, 13-5, including a nine game win streak from when the teams faced each other between 1978-2000.
- In the last time the two teams met, Dolphins kicker Dan Carpenter connected on five field goals tying a franchise record, including at 54-yarder, at the time his career long.

DALLAS COWBOYS

Wednesday, August 29 at Dallas (preseason) –
 8:30 p.m. EST/CBS-TV

Address: Cowboys Center
 One Cowboys Parkway
 Irving, TX 75063-4999
Phone: (972) 556-9900
Owner/President/G.M.: Jerry Jones
C.O.O./Exec. V.P./Dir. of Player Personnel:
 Stephen Jones
Head Coach: Jason Garrett
 (3rd NFL Season, 3rd with Cowboys)
Career Record: 13-11
Cowboys Record: 13-11
Public Relations: Rich Dalrymple/Scott
 Agulnek/Jancy Briles/Brett Daniels/Emily
 Cruz Robbins

Stadium (Year Opened): Cowboys Stadium
 (2009)
Capacity: 80,000
Playing Surface: Artificial Turf

Division: NFC East
2010 Record: 8-8 (3rd, NFC East)
Pre-Season Record vs. Dolphins: 1-5
Regular Season Record vs. Dolphins: 5-7
Post-Season Record vs. Dolphins: 1-0

DALLAS COWBOYS VS. MIAMI (Regular Season)

RUSHING

| NAME | G | ATT. | YDS. | AVG. | TD |
|----------------|---|------|------|------|----|
| Tony Romo | 2 | 5 | 34 | 6.8 | 0 |
| DeMarco Murray | 1 | 22 | 87 | 4.0 | 0 |

RECEIVING

| NAME | G | NO. | YDS. | AVG. | TD |
|----------------|---|-----|------|------|----|
| Jason Witten | 3 | 14 | 128 | 9.1 | 0 |
| DeMarco Murray | 1 | 4 | 41 | 10.3 | 0 |
| Dez Bryant | 1 | 3 | 35 | 11.7 | 0 |
| Felix Jones | 1 | 1 | 4 | 4.0 | 0 |

PASSING

| NAME | G | ATT. | CMP. | YDS. | TD | INT. |
|-----------|---|------|------|------|----|------|
| Tony Romo | 2 | 63 | 36 | 412 | 4 | 2 |

- Miami owns a 7-6 advantage, including a 7-5 mark in the regular season. Dallas captured the first meeting between the teams in Super Bowl VI by a 24-3 margin.
- The teams have played six preseason contests, with the Dolphins winning four games.
- On November 22, 1987, Dolphins rookie RB Tony Stradford set a new club record in the win over Dallas (20-14) by rushing for 169 yards on 17 carries. Stradford's 169 rushing-yard performance is the most rushing yards by a rookie in a single-game in Dolphins history.
- On October 27, 1996, Miami and Dallas set a new paid attendance record (75,283) inside Pro Player Stadium (currently known as Sun Life Stadium). Dallas defeated Miami, 29-10.

HOUSTON TEXANS

Sunday, September 9 at Houston – 1:00 p.m.
 EST/CBS-TV

Address: Two Reliant Park
 Houston, TX 77054
Phone: (832) 667-2000
Chairman and C.E.O.: Robert C. McNair
General Manager: Rick Smith
Head Coach: Gary Kubiak
 (7th NFL Season, 7th with Texans)
Career Record: 47-49
Texans Record: 47-49

Media Relations: Kevin Cooper/Evan Koch/
 Zac Emmons/Charles Hampton
Stadium (Year Opened): Reliant Stadium (2002)
Capacity: 69,500
Playing Surface: Grass
Division: AFC South
2010 Record: 10-6 (1st, AFC South)
Regular Season Record vs. Dolphins: 6-0

HOUSTON TEXANS VS. MIAMI

(Regular Season)

RUSHING

| NAME | G | ATT. | YDS. | AVG. | TD |
|--------------|---|------|------|------|----|
| Arian Foster | 2 | 29 | 130 | 4.5 | 1 |
| Ben Tate | 1 | 23 | 103 | 4.5 | 0 |
| Matt Schaub | 5 | 12 | 20 | 1.7 | 1 |

RECEIVING

| NAME | G | NO. | YDS. | AVG. | TD |
|---------------|---|-----|------|------|----|
| Andre Johnson | 5 | 37 | 519 | 14.0 | 4 |
| Kevin Walter | 5 | 15 | 211 | 14.1 | 0 |
| Owen Daniels | 4 | 13 | 191 | 14.7 | 1 |

PASSING

| NAME | G | ATT. | CMP. | YDS. | TD | INT. |
|---------------|---|------|------|------|----|------|
| Matt Schaub | 5 | 136 | 83 | 1189 | 5 | 4 |
| Jake Delhomme | 3 | 111 | 62 | 729 | 5 | 2 |

- Houston holds the advantage in the all-time regular season series 6-0, increasing their advantage in the series when they defeated the Dolphins at their last meeting during the 2011 season at Miami.
- In five of the six regular season meetings, Miami has only lost by a one-score differential.
- In the team's existence, the Texans are undefeated against two teams, the Chicago Bears (2-0) and Miami Dolphins (6-0).

INDIANAPOLIS COLTS

Sunday, November 4 at Indianapolis – 1:00 p.m.
EST/CBS-TV

Address: 7001 West 56th St.
Indianapolis, IN 46254

Phone: (317) 262-8600

Owner and C.E.O.: James Irsay

Chief Operating Officer: Pete Ward

General Manager: Ryan Grigson

Head Coach: Chuck Pagano

(1st NFL Season, 1st with Colts)

Career Record: 0-0

Colts Record: 0-0

Public Relations: Avis Roper/Matt Taylor/Matt Contl/Pamela Humphrey/Stephanie Mathes

Stadium (Year Opened): Lucas Oil Stadium (2008)

Capacity: 70,000

Playing Surface: Field Turf

Division: AFC South

2011 Record: 2-14 (4th, AFC South)

Regular Season Record vs. Dolphins: 24-46

Post-Season Record vs. Dolphins: 0-2

INDIANAPOLIS COLTS VS. MIAMI

(Regular Season)

RUSHING

| NAME | G | NO. | YDS. | AVG. | TD |
|---------------|---|-----|------|------|----|
| Donald Brown | 1 | 4 | 26 | 6.5 | 1 |
| Mewelde Moore | 3 | 5 | 25 | 5.0 | 0 |

RECEIVING

| NAME | G | NO. | YDS. | AVG. | TD |
|---------------|---|-----|------|------|----|
| Reggie Wayne | 6 | 16 | 173 | 10.8 | 0 |
| Austin Collie | 1 | 1 | 4 | 4.0 | 0 |

PASSING

| NAME | G | ATT. | CMP. | YDS. | TD | INT. |
|-----------------------------------|---|------|------|------|----|------|
| NO REGULAR SEASON STATS VS. MIAMI | | | | | | |

- Since the Colts relocated from Baltimore in 1984, Miami holds the head to head advantage 26-15. Including their time in Baltimore, Miami holds the overall advantage 46-24.
- The last time Miami and Indianapolis played (09/21/09), the Dolphins set a franchise record for time of possession in a single game (45:07).
- In their last playoff appearance against each other, it was the fourth time in Dolphins history that a member of the team rushed for more than 200 yards when Lamar Smith had 209 yards on route to a 23-17 OT win for Miami.

JACKSONVILLE JAGUARS

When: Sunday, December 16 vs. Jacksonville –
1:00 p.m. EST/CBS-TV

Address: One EverBank Field Drive
Jacksonville, FL 32202

Phone: (904)633-6000

Owner: Shad Khan

President: Mark Lamping

General Manager: Mike Murlarky

Head Coach: Chuck Pagano

(3rd NFL Season, 1st with Jaguars)

Career Record: 14-18

Jaguars Record: 0-0

Public Relations: Ryan Cooper/Alisa Abbott/
Renzo Sheppard/Dan Edwards

Stadium (Year Opened): EverBank Field (1995)

Capacity: 67,246

Playing Surface: Grass

Division: AFC South

2011 Record: 5-11 (3rd, AFC South)

Regular Season Record vs. Dolphins: 2-2

Post-Season Record vs. Dolphins: 1-0

JACKSONVILLE JAGUARS VS. MIAMI

(Regular Season)

RUSHING

| NAME | G | NO. | YDS. | AVG. | TD |
|---------------|---|-----|------|------|----|
| M. Jones-Drew | 2 | 23 | 105 | 4.6 | 2 |

RECEIVING

| NAME | G | NO. | YDS. | AVG. | TD |
|------------------|----|-----|------|------|----|
| Lee Evans | 13 | 43 | 827 | 19.2 | 8 |
| Laurent Robinson | 1 | 7 | 79 | 11.3 | 2 |
| Marcedes Lewis | 2 | 2 | 30 | 15.0 | 0 |
| M. Jones-Drew | 2 | 2 | 24 | 12.0 | 0 |
| Brian Robiskie | 2 | 2 | 10 | 5.0 | 0 |
| Mike Thomas | 1 | 1 | 5 | 5.0 | 0 |

PASSING

| NAME | G | ATT. | CMP. | YDS. | TD | INT. |
|-------------|---|------|------|------|----|------|
| Luke McCown | 1 | 16 | 9 | 161 | 1 | 2 |

- Jacksonville holds a 3-2 career record lead over Miami, including a 1-0 playoff record.
- The last meeting between Jacksonville and Miami was December 13, 2009. Miami won 14-10.
- Miami has won two of the last three games versus Jacksonville dating back to 2003.

NEW ENGLAND PATRIOTS

Sunday, December 2 vs. New England – 1:00 p.m. EST/CBS-TV

Sunday, December 30 at New England – 1:00 p.m. EST/CBS-TV

Address: Gillette Stadium
One Patriot Place
Foxborough, MA 02035

Phone: (508) 543-8200

Chairman and Owner: Robert Kraft

President: Jonathan Kraft

Head Coach: Bill Belichick
(18th NFL Season, 13th with Patriots)

Career Record: 175-97

Patriots Record: 139-53

Public Relations: Stacey James/Aaron Salkin/
Christy Berkery/Michael Jurovaty/Jeff
Cournoyer

Stadium (Year Opened): Gillette Stadium (2002)

Capacity: 68,756

Playing Surface: Grass

Division: AFC East

2010 Record: 13-3 (1st, AFC East)

Regular Season Record vs. Dolphins: 43-50

Post-Season Record vs. Dolphins: 2-1

NEW ENGLAND PATRIOTS VS. MIAMI (Regular Season)

RUSHING

| NAME | G | NO. | YDS. | AVG. | TD |
|----------------|---|-----|------|------|----|
| Joseph Addai | 2 | 27 | 96 | 3.6 | 0 |
| Danny Woodhead | 4 | 28 | 144 | 5.1 | 0 |

RECEIVING

| NAME | G | NO. | YDS. | AVG. | TD |
|-------------------|---|-----|------|------|----|
| Wes Welker | 9 | 75 | 981 | 13.1 | 4 |
| Deion Branch | 8 | 36 | 491 | 13.6 | 2 |
| Julian Edelman | 4 | 4 | 81 | 20.3 | 0 |
| Danny Woodhead | 5 | 2 | 17 | 8.5 | 1 |
| Jabar Gaffney | 7 | 23 | 340 | 14.8 | 2 |
| Brandon Lloyd | 2 | 2 | 15 | 7.5 | 0 |
| Donte' Stallworth | 4 | 8 | 128 | 16.0 | 1 |
| Rob Gronkowski | 4 | 20 | 270 | 13.5 | 2 |
| Aaron Hernandez | 3 | 16 | 168 | 10.5 | 1 |

PASSING

| NAME | G | ATT. | CMP. | YDS. | TD | INT. |
|-------------|----|------|------|-------|----|------|
| Tom Brady | 20 | 587 | 353 | 4,304 | 36 | 17 |
| Brian Hoyer | 2 | 13 | 7 | 122 | 1 | 0 |

- The Dolphins began playing the Patriots twice a year during the regular season in 1967 and have swept the regular season series 13 times, while New England has owned the series on seven occasions, all coming since 1986.
- The Dolphins have faced the Patriots 16 times in prime time action, with 15 of those games being in Miami. The Dolphins have won nine of those 16 contests on Monday Night Football.
- With New England's two victories vs. Miami in 2011, the Patriots swept the season series for the eighth time. Miami still leads the overall series by a 50-43 margin.

NEW YORK JETS

Sunday, September 23 vs. New York Jets – 1:00 p.m. EST/CBS-TV

Sunday, October 28 at New York Jets – 1:00 p.m. EST/CBS-TV

Address: 1 Jets Drive
Florham Park, NJ 07932

Phone: (973) 539-4800

Chairman and C.E.O.: Robert Wood Johnson IV

Exec. V.P./General Manager: Mike Tannenbaum

Head Coach: Rex Ryan
(4th NFL Season, 4th with Jets)

Career Record: 28-20

Jets Record: 28-20

Public Relations: Bruce Speight/Jared
Winley/Meghan Gilmore/Nick Filis

Stadium (Year Opened): New Meadowlands
Stadium (2010)

Capacity: 82,500

Playing Surface: FieldTurf

Division: AFC East

2011 Record: 8-8 (2nd, AFC East)

Regular Season Record vs. Dolphins: 48-43-1

Post-Season Record vs. Dolphins: 0-1

NEW YORK JETS VS. MIAMI (Regular Season)

RUSHING

| NAME | G | NO. | YDS. | AVG. | TD |
|--------------|---|-----|------|------|----|
| Shonn Greene | 6 | 63 | 207 | 3.3 | 0 |
| Mark Sanchez | 6 | 11 | 38 | 3.5 | 2 |
| Tim Tebow | 1 | 9 | 59 | 6.6 | 0 |

RECEIVING

| NAME | G | NO. | YDS. | AVG. | TD |
|-----------------|---|-----|------|------|----|
| Dustin Keller | 8 | 28 | 328 | 11.7 | 4 |
| Shonn Greene | 6 | 4 | 32 | 8.0 | 0 |
| Santonio Holmes | 5 | 7 | 131 | 18.7 | 2 |
| Patrick Turner | 4 | 1 | 10 | 10.0 | 1 |

PASSING

| NAME | G | ATT. | CMP. | YDS. | TD | INT. |
|--------------|---|------|------|------|----|------|
| Mark Sanchez | 6 | 188 | 99 | 1317 | 9 | 4 |
| Tim Tebow | 1 | 27 | 13 | 161 | 2 | 0 |

- The Jets currently lead the all-time regular season series by a 48-43-1 margin. Miami is 1-0 versus the Jets in postseason play.

- The Jets hold a 27-19 advantage in games played in New York. The Dolphins are 24-21-1 in regular season play and 1-0 in the postseason against the Jets in Miami.
- On September 21, 1986, Dan Marino threw for six touchdowns at the New York Jets. That mark is currently tied for the most passing touchdowns in a single game in Dolphins history. New York defeated Miami, 51-45 (OT).
- On November 27, 1994, Dolphins Wide Receiver Mark Ingram scored 24 points (4 TDs) against the New York Jets. Ingram's 24 points is tied for the most points scored in a single game in Dolphins history. Miami defeated New York, 28-24.

OAKLAND RAIDERS

Sunday, September 14 vs. Oakland – 1:00 p.m.
EST/CBS-TV

Address: 1220 Harbor Bay Parkway
Alameda, California 94502

Phone: (510) 864-5000

Owner: Mark Davis

General Manager: Reggie McKenzie

Head Coach: Dennis Allen

(1st NFL Season, 1st with Raiders)

Career Record: 0-0

Raiders Record: 0-0

Public Relations: Mike Taylor/William Kiss

Stadium (Year Opened): Oakland Coliseum
(1966)

Capacity: 63,132

Playing Surface: Grass

Division: AFC West

2011 Record: 8-8 (3rd, AFC West)

Regular Season Record vs. Dolphins: 19-15-1

Post-Season Record vs. Dolphins: 3-1

OAKLAND RAIDERS VS MIAMI

(Regular Season)

RUSHING

| NAME | G | NO. | YDS. | AVG. | TD |
|-----------------|---|-----|------|------|----|
| Darren McFadden | 2 | 11 | 15 | 1.4 | 0 |
| Marcel Reece | 1 | 1 | -2 | -2.0 | 0 |

RECEIVING

| NAME | G | NO. | YDS. | AVG. | TD |
|-----------------|---|-----|------|------|----|
| Darren McFadden | 2 | 9 | 64 | 7.1 | 0 |
| D. Heyward-Bey | 2 | 3 | 23 | 7.7 | 1 |

PASSING

| NAME | G | ATT. | CMP. | YDS. | TD | INT. |
|---------------|---|------|------|------|----|------|
| Carson Palmer | 4 | 149 | 81 | 892 | 7 | 4 |
| Matt Leinart | 1 | 2 | 1 | 15 | 0 | 0 |

- Oakland holds the advantage in the all-time season series 19-15-1. The Dolphins have won six of the last seven games, the Raiders last victory came during the 2007 season.
- Ever since Miami defeated Oakland in the AFC Championship game in 1973, the two

teams have split all of their following 24 games to date.

- On December 6, 1998, Miami's defense returned two interceptions for touchdowns against Oakland, currently tied for the most interceptions returned for a touchdown in a single game in Dolphins history. Miami defeated Oakland, 27-17.
- On December 30, 1973, Dolphins Fullback Larry Csonka set a Dolphin's playoff record by rushing for three touchdowns in a single game against Oakland. Miami defeated Oakland, 27-10, in route to back-to-back Super Bowl Championships.

ST. LOUIS RAMS

Sunday, October 14 vs. St. Louis – 1:00 p.m.
EST/FOX-TV

Address: One Rams Way
St. Louis, MO 63405

Phone: (314) 982-7267

Owner/Chairman: E. Stanley Kroekne

General Manager: Les Snead

Head Coach: Jeff Fisher
(17th NFL Season, 1st with Rams)

Career Record: 142-120

Rams Record: 0-0

Public Relations: Artis Twyman/Julia Faron/
Casey Pearce/Nick Wagoner

Stadium (Year Opened): Edward Jones Dome
(1995)

Capacity: 66,965

Playing Surface: AstroTurf

Division: NFC East

2011 Record: 2-14 (4th, NFC West)

Regular Season Record vs. Dolphins: 2-9

PHILADELPHIA EAGLES VS MIAMI

(Regular Season)

RUSHING

| NAME | G | NO. | YDS. | AVG. | TD |
|----------------|---|-----|------|------|----|
| Steven Jackson | 2 | 27 | 121 | 4.5 | 0 |

RECEIVING

| NAME | G | NO. | YDS. | AVG. | TD |
|----------------|---|-----|------|------|----|
| Steven Jackson | 2 | 3 | 34 | 11.3 | 0 |

PASSING

| NAME | G | ATT. | CMP. | YDS. | TD | INT. |
|----------------|---|------|------|------|----|------|
| Kellen Clemens | 2 | 24 | 15 | 236 | 1 | 1 |

- Miami holds a 9-2 lead over St. Louis.
- St. Louis two victories came on October 31, 1971 (formerly known as the Los Angeles Rams) and October 18, 2001.
- Miami has won four of the last five meetings versus St. Louis dating back to 1995.

SAN FRANCISCO 49ERS

Sunday, December 9 at San Francisco – 4:05 p.m. EST/CBS-TV

Address: 4949 Centennial Blvd.
Santa Clara, CA 95054

Phone: (408) 562-4949

President: Gideon Yu

Chief Executive Officer: Jed York

Head Coach: Jim Harbaugh
(2nd NFL Season, 2nd with 49ers)

Career Record: 13-3

49ers Record: 13-3

Public Relations: Bob Lange/Ryan Moore/
Michael Chasanoff/Dan Beckler

Stadium (Year Opened): Candlestick Park
(1960)

Capacity: 69,732

Playing Surface: Grass

Division: NFC West

2011 Record: 13-3 (1st, NFC West)

Regular Season Record vs. Dolphins: 5-6

Postseason Record vs. Dolphins: 1-0

SAN FRANCISCO 49ERS VS. MIAMI

(Regular Season)

RUSHING

| NAME | G | NO. | YDS. | AVG. | TD |
|----------------|---|-----|------|------|----|
| Brandon Jacobs | 2 | 27 | 141 | 5.2 | 0 |

RECEIVING

| NAME | G | NO. | YDS. | AVG. | TD |
|---------------|----|-----|------|------|----|
| Randy Moss | 11 | 46 | 786 | 17.1 | 10 |
| M. Manningham | 1 | 6 | 63 | 10.5 | 1 |
| Vernon Davis | 1 | 5 | 31 | 6.2 | 0 |

PASSING

| NAME | G | ATT. | CMP. | YDS. | TD | INT. |
|-----------------------------------|---|------|------|------|----|------|
| NO REGULAR SEASON STATS VS. MIAMI | | | | | | |

- Miami has a slight series advantage over San Francisco, leading the series 6-5.
- The teams met in Super Bowl XIX, with San Francisco defeating Miami, 38-16
- Since 1992, Miami and San Francisco have met five times, San Francisco leading the series 3-2 during that time span.
- Miami has won the last two meetings (November 28, 2004 and December 14, 2008).

SEATTLE SEAHAWKS

Sunday, November 25 vs. Seattle – 1:00 p.m.
EST/CBS-TV

Address: 800 Occidental Ave. S
Seattle, WA 98104

Phone: (425) 203-8000

Chairman: Paul G. Allen

General Manager: John Schneider

Head Coach: Pete Carroll

(7th NFL Season, 3rd with Seahawks)

Career Record: 47-49

Seahawks Record: 14-16

Public Relations: Dave Pearson/Lane Gammel/
Julie Barber/Rich Gonzales/Jeff Garza

Stadium (Year Opened): CenturyLink Field

Capacity: 67,000

Playing Surface: Grass

Division: NFC South

2010 Record: 10-6 (3rd, NFC South)

Regular Season Record vs. Dolphins: 3-8

Post-Season Record vs. Dolphins: 1-1

SEATTLE SEAHAWKS VS. MIAMI

(Regular Season)

RUSHING

| NAME | G | NO. | YDS. | AVG. | TD |
|-----------------|---|-----|------|------|----|
| Leon Washington | 7 | 61 | 284 | 4.7 | 3 |
| Marshawn Lynch | 7 | 82 | 283 | 3.5 | 2 |

RECEIVING

| NAME | G | NO. | YDS. | AVG. | TD |
|-----------------|---|-----|------|------|----|
| Marshawn Lynch | 7 | 15 | 114 | 7.6 | 0 |
| Leon Washington | 7 | 15 | 202 | 13.5 | 0 |
| Kellen Winslow | 1 | 2 | 192 | 16.0 | 0 |
| Zach Miller | 3 | 5 | 73 | 14.6 | 0 |
| Mike Williams | 2 | 1 | 7 | 7.0 | 0 |

PASSING

| NAME | G | ATT. | CMP. | YDS. | TD | INT. |
|-----------------------------------|---|------|------|------|----|------|
| NO REGULAR SEASON STATS VS. MIAMI | | | | | | |

- Miami leads the series 9-4 over Seattle, including a 2-1 playoff record.
- Since 2000, Miami and Seattle have met five times with Miami winning four of the five meetings.
- On January 9, 2000, Miami's defense set a new playoff record by holding Seattle without a rushing first down in a single game. Miami defeated Seattle, 20-17, in the first round of the playoffs.

TAMPA BAY BUCCANEERS

Friday, August 10 at Tampa Bay (preseason) –
7:30 p.m. EST/CBS-TV

Address: One Buccaneer Place
Tampa, FL 33607

Phone: (813) 870-2700

Owner/President: Malcolm Glazer

General Manager: Mark Dominik

Head Coach: Greg Schiano
(1st NFL Season, 1st with Buccaneers)

Career Record: 0-0

Buccaneers Record: 0-0

Public Relations: Jonathan Grella/Michael
Pehanich/Dan Berglund/Allen Barrett/Kelly
Schutz

Stadium (Year Opened): Raymond James
Stadium (1998)

Capacity: 65,857

Playing Surface: Grass

Division: NFC South
2011 Record: 3-13 (4th, NFC South)
Preseason Record vs. Dolphins: 9-16
Regular Season Record vs. Dolphins: 4-5

TAMPA BAY BUCCANEERS VS. MIAMI (Regular Season)

RUSHING

| NAME | G | NO. | YDS. | AVG. | TD |
|--------------|---|-----|------|------|----|
| Josh Freeman | 1 | 6 | 35 | 5.8 | 0 |

RECEIVING

| NAME | G | NO. | YDS. | AVG. | TD |
|----------------|---|-----|------|------|----|
| Kellen Winslow | 2 | 12 | 192 | 16.0 | 0 |

PASSING

| NAME | G | ATT. | CMP. | YDS. | TD | INT. |
|--------------|---|------|------|------|----|------|
| Josh Freeman | 1 | 28 | 15 | 196 | 1 | 1 |

- The Buccaneers are the Dolphins' most common preseason opponent, having faced each other 25 times with the Buccaneers leading the series 16-9.
- Miami leads the regular season series, 5-4. Miami won their last regular season meeting, 25-23, on November 15, 2009.
- On October 20, 1985, Miami and Tampa Bay scored 79 combined points in a Miami victory, 41-38. The 79 combined points is tied for the third most combined points in a single game in Dolphins history. Miami and the New York Jets hold the record for most combined points scored in a single-game in Dolphins history (96). New York defeated Miami, 51-45 (OT).
- On December 10, 2000, Miami and Tampa Bay played in front of 74,307 spectators inside Pro Player Stadium (currently known as Sun Life Stadium). Currently, the sixth largest paid crowd in Dolphins history. Tampa Bay defeated Miami, 16-13.

TENNESSEE TITANS

Sunday, November 11 vs. Tennessee – 1:00 p.m. EST/CBS-TV

Address: One Titans Way
Nashville, TN 37213
Phone: (615) 565-4100

Chairman/CEO/Owner: K.S. Adam, Jr.
Exec. V.P./General Manager: Ruston Webster
Head Coach: Mike Munchak
(2nd NFL Season, 2nd with Titans)
Career Record: 9-7
Redskins Record: 9-7
Public Relations: Robbie Bohren/Dwight Spardin/Jared Puffer/Gary Glenn/Jeff Harding
Stadium (Year Opened): LP Field (1999)
Capacity: 68,798
Playing Surface: Grass
Division: AFC South
2010 Record: 9-7 (2nd, AFC South)
Regular Season Record vs. Dolphins: 15-17
Post-Season Record vs. Dolphins: 1-0

TENNESSEE TITANS VS. MIAMI (Regular Season)

RUSHING

| NAME | G | NO. | YDS. | AVG. | TD |
|---------------|---|-----|------|------|----|
| Chris Johnson | 2 | 46 | 221 | 4.8 | 1 |
| Javon Ringer | 1 | 6 | 4 | 0.7 | 0 |

RECEIVING

| NAME | G | NO. | YDS. | AVG. | TD |
|-----------------|---|-----|------|------|----|
| Nate Washington | 4 | 7 | 96 | 13.7 | 3 |
| Chris Johnson | 2 | 3 | 62 | 20.7 | 0 |
| Kenny Britt | 1 | 2 | 32 | 16.0 | 0 |
| Lavelle Hawkins | 1 | 1 | 32 | 32.0 | 0 |
| Javon Ringer | 1 | 1 | 4 | 4.0 | 0 |

PASSING

| NAME | G | ATT. | CMP. | YDS. | TD | INT. |
|---------------|---|------|------|------|----|------|
| M. Hasselbeck | 2 | 28 | 16 | 230 | 2 | 0 |

- Miami leads the series 18-15 over Tennessee (formerly known as Houston Oilers).
- Tennessee leads the playoff series 1-0 by defeating Miami, 17-9 (12/24/78).
- Since 2000, Miami and Tennessee have met seven times with Miami having a slight edge in the series during that time span, 4-3.

DOLPHINS ON THE AIR

WINZ (940 AM) and WBGG (105.9 FM)

Flagship Stations for the Miami Dolphins Radio Network

WINZ (940 AM) and WBGG (105.9 FM) are in their third year as the flagship stations for the Miami Dolphins Radio Network.

On March 1, 2010, the Dolphins announced a multi-year radio broadcast rights partnership with Clear Channel Communications that resulted in WBGG-FM (Big 105.9) and WINZ-AM (940 – The Sports Animal) being the Dolphins flagship stations. All Dolphin preseason, regular season and playoff games are broadcast exclusively in South Florida on those two outlets and throughout South and Central Florida on The Miami Dolphins Radio Network.

In addition to the game broadcasts, a two-hour pregame and a two-hour postgame show rounds out “Dolphins Game Day Live” coverage on WBGG, WINZ, The Miami Dolphins Radio Network, Dolphins.com, FanVision, the In-Stadium Television Network, the Dolphins Television Network and the Dolphins mobile app.

In May 2010, the Dolphins announced a multi-year partnership with Univision Radio in Miami to be the new Spanish language flagship of the Miami Dolphins. Univision Radio’s WQBA AM and the Miami Dolphins Spanish Radio Network broadcasts every preseason, regular season and post-season Dolphins game. This season marks the 31st consecutive year that Dolphins games will be broadcast in Spanish. The radio and TV broadcasts are part of the Dolphins’ fully integrated multimedia assets that include websites (Dolphins.com, TheFinsiders.com, MiamiDolphinsCheerleaders.net and SunLifeStadium.com); social media platforms (Dolphins Facebook page, Dolphins Facebook Live (video stream) and Dolphins Twitter); radio programming (the Finsiders daily radio show on 940 AM, Dolphins Game Day radio on 940 AM, 105.9 FM and 1140 AM as well as Juntos Con Los Dolphins Daily on 1140 AM); television programming (The Joe Philbin Show, Dolphins Weekly and “The Finsiders 5th Quarter” shows on CBS4 and My33); video programming (the In-Stadium Television Network; FanVision (handheld in-stadium device); video boards; video streaming on Dolphins.com and TheFinsiders.com; print platforms (Dolphin Digest and Finsiders Playbook game day publication) and mobile platforms (Dolphins Mobile App including live video streaming, updates and images).

Jimmy Cefalo begins his eighth season as part of the Dolphins’ radio team, and is certainly well-known as both a broadcaster and a former Dolphins player. For many years he served as the sports anchor for WPLG-TV (Channel 10), first joining that station in October of 1992 as the host of Sports Monday. Since then he became the sports anchor for Local 10 News Monday through Friday and anchored the station’s popular “Sports Jam Live,” which aired on Sunday nights.

Before joining WPLG, Cefalo assembled a long list of impressive broadcast credentials. He is best known for his work as a color analyst on NBC’s network telecasts of the NFL and also served as a correspondent for NBC News on the “Today Show,” sports anchor for “NBC News at Sunrise” and co-host of NBC’s broadcast of the 1988 Olympic Games in Seoul. Cefalo also co-hosted “PM Magazine” and “AM South Florida” on WTVJ-TV and hosted the “Trump Card” game show, nationally distributed by Warner Brothers Television.

In 1988, Cefalo snared an Emmy for his writing on NBC’s Olympic telecasts. In addition, the National Sportscasters and Sportswriters Association named him Florida Sportscaster of the Year six times (1998, 2001, 2002, 2003, 2004 and 2005).

Prior to his broadcasting career, Cefalo played seven seasons with the Dolphins (1978-84) as a wide receiver, and finished with 93 catches for 1,739 yards and 13 touchdowns. His best season came in 1981, when he caught 29 passes for 631 yards (21.8 yards per catch) and three touchdowns. He also was a member of two Dolphins Super Bowl teams, and in Super Bowl XVII against the Washington Redskins, he caught a 76-yard touchdown pass from David Woodley, which at the time was the second-longest reception in Super Bowl history. Cefalo originally joined the Dolphins as a third-round draft choice in 1978 following a stellar collegiate career at Penn State.

Joe Rose again joins Cefalo on the team’s radio broadcasts, and like Cefalo he built a broadcast career after his playing days ended. He is in his eighth season as a Dolphins radio analyst and also serves as the Sports Director for WTVJ-TV (Channel 6), joining that station in 1992. In past years he has hosted “The Coaches Show” on that outlet and is featured on the station’s successful “Sunday Sports Final” as well. Along with his television work, Rose is well-known locally for his popular 6:00-10:00 a.m. weekday show on WQAM.

Rose was a Dolphins tight end from 1980-85, and in that time caught 112 passes for 1,493 yards and 13 touchdowns. He had his best year in 1983, when he had 29 catches for 345 yards and three touchdowns. He is best known for catching Dan Marino’s first regular season

touchdown pass, a six-yard reception on September 19, 1983 in Los Angeles versus the Raiders. Rose originally was a seventh-round draft pick of the Dolphins in 1980 after playing at the University of California.

Joining Rose and Cefalo in the booth for the regular season is former Dolphins great and Pro Football Hall of Fame member Bob Griese, who is in his second year as a member of Miami's radio team after a long tenure on ABC and ESPN's broadcast teams for college football.

On the Spanish broadcasts, Raul Striker, Jr. returns for his seventh season. In addition to those duties, he is well-known for his extensive sports reporting on Spanish radio and television outlets in South Florida.

Following is a list of radio stations on The Miami Dolphins Radio Network in 2012 (as of printing):

| | | | |
|-----------------------|------------------------|-----------------------|------------------------|
| Fort Lauderdale | WINZ 940 AM | Miami | WBGG 105.9 FM |
| Fort Lauderdale | WBGG 105.9 FM | Miami | WQBA 1140 AM (Spanish) |
| Fort Lauderdale | WQBA 1140 AM (Spanish) | Stuart | WCZR 101.7 FM |
| Fort Myers | WRXK 96 K-Rock | Vero Beach | WCZR 101.7 FM |
| Fort Pierce | WCZR 101.7 FM | West Palm Beach | WZZR 94.3 FM |
| Key West | WCNK 98.7 FM | West Palm Beach | WJNO 1290 AM |
| Miami | WINZ 940 AM | West Palm Beach | WRLX 92.1 FM (Spanish) |

PRESEASON TELEVISION

Three of the four Miami Dolphin preseason games will be broadcast on WFOR-TV (Channel 4) in Miami, the 17th consecutive season WFOR has served as the preseason home of the Dolphins. Miami's game at the Dallas Cowboys on August 29 will be broadcast in South Florida on WBFS (Channel 33). In addition, the games can also be seen on WBBH/NBC Ch. 2 and WBBH-D2/Comcast Ch. 216 (Spanish) in Naples/Ft Myers; WTVX-CW Ch. 34 and WWHB Ch. 48 (Spanish) in West Palm Beach/Treasure Coast and WRDQ Ch. 27 in Orlando.

The Dolphins' 2012 preseason marks the second season in a row, and just the eighth time in franchise history, that the Dolphins will only face NFC teams in the preseason.

The schedule gets underway as they host a familiar foe, the Tampa Bay Buccaneers on Friday, August 10th at Sun Life Stadium. It will be the 13th consecutive season and the 21st time in 22 years two teams have faced each other in the preseason. It also will be the seventh time that the Dolphins have opened the preseason with their in-state rival. Kickoff is scheduled for 7:30 PM and the game will be televised live on WFOR, WBBH, and WTVX if it is sold out 72 hours before kickoff; otherwise it will be shown on a delayed basis.

The road portion of the preseason will begin on Friday, August 17th when the Dolphins travel to Carolina to face the Panthers at Bank of America Stadium. It will be Miami's first preseason game in Carolina since the 2006 preseason, and it marks just the fourth time overall the two teams have played in the preseason. The game will be at 8:00 PM and will be televised live on WFOR, WBBH, and WTVX.

The home portion of the preseason concludes on Friday, August 24th when the Dolphins host the Atlanta Falcons. The meeting will mark the third consecutive season that Atlanta and Miami have played in the preseason and the second time in three years that their encounter will take place at Sun Life Stadium. It will be televised live at 7:30 PM WFOR, WBBH, and WTVX if it is sold out 72 hours before kickoff; otherwise it will be shown on a delayed basis.

The Dolphins will then close out the 2012 preseason with a trip to Dallas to face the Cowboys in a rare Wednesday night game. The matchup between the two franchises marks the third straight year the two teams will meet to conclude the preseason, but just the sixth time overall the two teams have met in preseason play. The contest will be televised live on WBFS, WBBH, and WTVX at 8:30 PM.

Dick Stockton begins his third season handling the play-by-play for the games on WFOR. Stockton has a long history of covering almost every major sports event on a national level. Currently he is a member of FOX's NFL broadcast team and also handles national telecasts of Major League Baseball and the National Basketball Association on both FOX and Turner Sports. Joining Stockton as a color analyst will be former Dolphins great and Pro Football Hall of Fame member Bob Griese. In addition, Nat Moore, the Dolphins' third all-time leading receiver and one of the most popular players in club history, again will handle color commentary. Kim Bokamper, sports anchor of WFOR and a former Dolphins Pro Bowl linebacker, will continue in his role on WFOR's broadcast team as a sideline reporter.

| DATE | OPPONENT | BROADCAST | TIME (EDT) |
|---------------|-------------|------------------|------------|
| FRI., AUG 10 | TAMPA BAY | WFOR, WBBH, WTVX | 7:30 PM* |
| Fri., Aug. 17 | at Carolina | WFOR, WBBH, WTVX | 8:00 PM |
| FRI., AUG. 24 | ATLANTA | WFOR, WBBH, WTVX | 7:30 PM* |
| Wed., Aug. 29 | at Dallas | WBFS, WBBH, WTVX | 8:30 PM |

* Game will be broadcast live if sold out 72 hours in advance of game time; otherwise it will be shown on a tape delay basis.

ALL-TIME BROADCAST TEAMS

ENGLISH RADIO

| Year | Station | Play-By-Play | Color | Color/Sideline |
|------|------------------|-----------------|---------------|---------------------------|
| 2011 | WINZ (940) | Jimmy Cefalo | Joe Rose | Bob Griesse |
| | WBGG (105.9) | | | Keith Sims/Kim Bokamper |
| 2010 | WINZ (940) | Jimmy Cefalo# | Joe Rose | Jim Mandich |
| | WBGG (105.9) | | | |
| 2009 | WQAM (560) | Jimmy Cefalo | Joe Rose | Jim Mandich |
| 2008 | WQAM (560) | Jimmy Cefalo | Joe Rose | Jim Mandich |
| 2007 | WQAM (560) | Jimmy Cefalo | Joe Rose | Jim Mandich |
| 2006 | The Ticket (790) | Jimmy Cefalo | Joe Rose | Nat Moore |
| 2005 | The Ticket (790) | Jimmy Cefalo | Joe Rose | Nat Moore |
| 2004 | WQAM (560) | Howard David | Jim Mandich | |
| 2003 | WQAM (560) | Howard David | Jim Mandich | |
| 2002 | WQAM (560) | Howard David | Jim Mandich | |
| 2001 | WQAM (560) | Bill Zimpfer | Jim Mandich | |
| 2000 | WQAM (560) | Bill Zimpfer | Jim Mandich | |
| 1999 | WQAM (560) | Bill Zimpfer | Jim Mandich | |
| 1998 | WQAM (560) | Bill Zimpfer | Jim Mandich | |
| 1997 | WQAM (560) | Bill Zimpfer | Jim Mandich | |
| 1996 | WIOD (610) | Bill Zimpfer | Jim Mandich | |
| 1995 | WIOD (610) | Bill Zimpfer | Jim Mandich | |
| 1994 | WIOD (610) | Bill Zimpfer | Jim Mandich | |
| 1993 | WIOD (610) | Rick Weaver | Jim Mandich | |
| 1992 | WIOD (610) | Rick Weaver | Jim Mandich* | |
| 1991 | WIOD (610) | Rick Weaver | Hank Goldberg | |
| 1990 | WIOD (610) | Rick Weaver | Hank Goldberg | |
| 1989 | WIOD (610) | Rick Weaver | Hank Goldberg | |
| 1988 | WIOD (610) | Rick Weaver | Hank Goldberg | Brian Robbie |
| 1987 | WIOD (610) | Rick Weaver | Hank Goldberg | Barry Buetel/Brian Robbie |
| 1986 | WIOD (610) | Rick Weaver | Hank Goldberg | Joe Zagacki |
| 1985 | WIOD (610) | Rick Weaver | Hank Goldberg | Henry Barrow |
| 1984 | WIOD (610) | Rick Weaver | Hank Goldberg | Henry Barrow |
| 1983 | WIOD (610) | Rick Weaver | Hank Goldberg | Henry Barrow |
| 1982 | WIOD (610) | Rick Weaver | Hank Goldberg | Henry Barrow |
| 1981 | WIOD (610) | Rick Weaver | Hank Goldberg | Henry Barrow |
| 1980 | WIOD (610) | Rick Weaver | Hank Goldberg | Henry Barrow |
| 1979 | WIOD (610) | Rick Weaver | Hank Goldberg | Henry Barrow |
| 1978 | WIOD (610) | Rick Weaver | Hank Goldberg | Henry Barrow |
| 1977 | WIOD (610) | Rick Weaver | Henry Barrow | Larry King |
| 1976 | WIOD (610) | Rick Weaver | Henry Barrow | Al Minter |
| 1975 | WIOD (610) | Rick Weaver | Henry Barrow | Karl Noonan |
| 1974 | WIOD (610) | Rick Weaver | Henry Barrow | Karl Noonan |
| 1973 | WIOD (610) | Rick Weaver | Henry Barrow | Freddie Woodson |
| 1972 | WIOD (610) | Rick Weaver | Henry Barrow | Lou Creekmur |
| 1971 | WIOD (610) | Rick Weaver | Henry Barrow | Larry King |
| 1970 | WIOD (610) | Joe Croghan | Henry Barrow | Larry King |
| 1969 | WIOD (610) | Bob Gallagher | Henry Barrow | |
| 1968 | WIOD (610) | Bob Gallagher | Henry Barrow | |
| 1967 | WIOD (610) | Bob Gallagher | Henry Barrow | |
| 1966 | WIOD (610) | Bob Gallagher** | Henry Barrow | |

Dick Stockton was the play-by-play caller for Dolphins games against New England on October 4, 2010 and Chicago on November 18, 2010

* Goldberg was replaced following the season opener in Cleveland by Mandich

**Mel Allen and Red Barber also did play-by-play for the Miami Dolphins' inaugural season in 1966

SPANISH RADIO

| Year | Station | Play-By-Play | Color | Color/Sideline |
|------|--------------------|-------------------------|------------------|----------------|
| 2011 | WQBA (1140) | Rafael Hernandez Brito* | Raul Striker Jr. | |
| 2010 | WQBA (1140) | Rafael Hernandez Brito | Raul Striker Jr. | |
| 2009 | WSUA (1260) | Roly Martin | Raul Striker Jr. | |
| 2008 | WSUA (1260) | Roly Martin | Raul Striker Jr. | |
| 2007 | WSUA (1260) | Roly Martin | Raul Striker Jr. | |
| 2006 | WSUA (1260) | Rene Giraldo | Roly Martin | |
| 2005 | WSUA (1260) | Rene Giraldo | Roly Martin | |
| 2004 | WSUA (1260) | Rene Giraldo | Roly Martin | |
| 2003 | Radio Unica (1210) | Rene Giraldo | Roly Martin | |
| 2002 | Radio Unica (1210) | Rene Giraldo | Roly Martin | |
| 2001 | Radio Unica (1210) | Rene Giraldo | Roly Martin | |
| 2000 | WQBA (1140) | Rene Giraldo | Roly Martin | |
| 1999 | WQBA (1140) | Rene Giraldo | Roly Martin | |
| 1998 | WQBA (1140) | Rene Giraldo | Roly Martin | |
| 1997 | WQBA (1140) | Rene Giraldo | Roly Martin | |
| 1996 | WCMQ (1210) | Rene Giraldo | Roly Martin | |
| 1995 | WCMQ (1210) | Rene Giraldo | Roly Martin | |
| 1994 | WQBA (1140) | Rene Giraldo | Eduardo Lujan | Roly Martin |
| 1993 | WQBA (1140) | Rene Giraldo | Eduardo Lujan | Roly Martin |
| 1992 | WQBA (1140) | Rene Giraldo | Eduardo Lujan | Roly Martin |
| 1991 | WQBA (1140) | Rene Giraldo | Eduardo Lujan | Roly Martin |
| 1990 | WQBA (1140) | Rene Giraldo | Eduardo Lujan | Roly Martin |
| 1989 | WQBA (1140) | Rene Giraldo | Eduardo Lujan | Roly Martin |
| 1988 | WQBA (1140) | Rene Giraldo | Eduardo Lujan | Roly Martin |
| 1987 | WQBA (1140) | Rene Giraldo | Eduardo Lujan | Roly Martin |
| 1986 | WQBA (1140) | Rene Giraldo | Eduardo Lujan | Roly Martin |
| 1985 | WQBA (1140) | Rene Giraldo | Eduardo Lujan | Roly Martin |
| 1984 | WQBA (1140) | Jorge Cunill | Rene Giraldo | Eduardo Lujan |
| 1983 | WQBA (1140) | Jorge Cunill | Rene Giraldo | Eduardo Lujan |
| 1982 | WQBA (1140) | Jorge Cunill | Rene Giraldo | Eduardo Lujan |

* Mike Marchant replaced Rafael Hernandez Brito for the Spanish broadcast for Dolphins games against Buffalo on November 20, 2011, Oakland on December 4, 2011 and the N.Y. Jets on January 1, 2012



Rick Weaver (1971-93)



Jim Mandich, Joe Rose and Jimmy Cefalo (2007-10)



Henry Barrow (1966-85)



Rene Giraldo (1982-06)



Roly Martin and Raul Striker Jr. (2007-09)

MEDIA INFORMATION

CREDENTIALS: Media representatives who do not have press credentials for the entire season (but will be working for an accredited media outlet on an immediate deadline) may request them on a single-game basis. Written credential requests must be made at least one week in advance to: Harvey Greene, Senior Vice President - Media Relations, Miami Dolphins, 7500 S.W. 30th Street, Davie, FL 33314 (954/452-7010). Reserved credentials can be picked up at the press will call booth, located outside Gate H of Sun Life Stadium, on the day of the game. ALL members of the media picking up credentials at the will call window must present a valid photo identification. In addition, all media members must show a valid photo identification upon entering the stadium. The media entrance is at Gate H.

PHOTOGRAPHERS: Photographers with accredited media outlets on an immediate deadline may request credentials on a single-game basis from the Dolphins' media relations department. Credentials **WILL NOT** be issued to freelance photographers unless granted special approval by the Dolphins. Field photographers are reminded to remain outside of the bench area. ALL photographers are required to wear a vest that must be obtained prior to the game in the photo lounge located adjacent to the press box elevator inside Gate H. All photographers must kneel when shooting in either the East or West end zone.

STILL PHOTOGRAPHY: still photography of any kind is NOT permitted at any time in the Dolphins' locker room following both home and road games, in addition to the locker room at the team's training facility during the course of the week.

VIDEO PHOTOGRAPHY: Video photography is limited to just interviews in the Dolphins' locker room following both home and road games, in addition to the locker room at the team's training facility during the course of the week. B-roll footage is NOT permitted at any time.

EDWIN POPE PRESS BOX: To get to the Edwin Pope Press Box, enter at Gate H. Go through a set of double doors and turn right to access the press elevator. Exit the elevator on the second floor and the press box is to your left on both the second and third floors. Individuals with "Press Box A" credentials should exit the main press box doors on the third level and proceed right. Walk through the Club Level to the Press Box A doors on the right. Only credentials issued by the Dolphins will be honored for admittance to Sun Life Stadium.

PHOTO WORK ROOM: To access the new photo work room in Sun Life Stadium enter at Gate H. Go through a set of double doors and turn right, follow the hallway towards the Press Elevator and enter the double doors adjacent to the elevator. To enter the field from the Photo Work Room proceed through the work room to the inner ring of the stadium, turn right and follow the inner ring about 200 feet to the baseball dugout which will be located on your left.

LOCKER ROOMS: Admission to the home and visiting locker rooms is governed by each individual team. Only media representatives with proper credentials, granting locker room access or those stamped with a number "3" will be admitted. No one will be admitted to the locker rooms prior to the game. Both teams' locker rooms are located on the ground level on the west side of the stadium. From the press box, take the elevator to the ground level. Out of the elevator, bear right and go through the double doors to the corridor. Go straight to the main corridor and turn left. The Dolphins' locker room will be on your left, and the interview room will be about 20 yards further, also on the left. Continue straight past the Gate A tunnel, and the visitor's interview room, as well as the visitor's locker room, will be on the left.

INTERVIEW ROOM: Head Coach Joe Philbin will hold his post-game press conference immediately following the conclusion of the game in the interview room, which is located on the ground level in the west side of the stadium.

PARKING: Press parking at Sun Life Stadium is very limited. All parking requests must be directed to Harvey Greene, Senior Vice President - Media Relations, (954/452-7010).

TELEPHONES: Any media member desiring to have their own press box telephone line must order it directly from Joe Curbelo of the Miami Dolphins Information Technology department, (305/943-6586). Instruments can be ordered from the Dolphins' media relations department, (954/452-7010).

WIRELESS ACCESS: Sun Life Stadium offers wireless internet access in all areas of the press boxes. The access is free of charge and works with all wi-fi enabled computer equipment. For those computers that do not have wi-fi capabilities, every seat is equipped with a "Cat 5" ethernet network jack to which members of the media can connect using a Cat 5 ethernet patch cable.

FIELD ACCESS: Only working newspaper, network TV photographers, club/stadium officials and a limited number of local TV photographers are permitted on the field during the game. Press box passes will not be honored for field admittance at any time, unless authorized by the Miami Dolphins.

FOR MORE INFO: For more information on the Dolphins, contact the media relations department: Harvey Greene, Senior Vice President - Media Relations; Fitz Ollison, Director of Communication;

Jason Jenkins, Senior Director of Media Relations; and Gayle Baden, Executive Assistant. Office phone number is (954) 452-7010 and (954) 452-7000-switchboard.

TRAINING CAMP: The Dolphins practice at Nova Southeastern University during both the preseason and regular season. The campus is located in Davie at 7500 S.W. 30th Street.

DIRECTIONS


FT. LAUDERDALE TO TRAINING CAMP: From the north, take I-95 South to I-595 West. Take I-595 West to University Drive exit. Proceed off exit and turn left onto University Drive (going south). Go past three traffic lights to S.W. 30th Street and turn left. Entrance to facility is 300 yards on right.

MIAMI AIRPORT TO TRAINING CAMP: From the airport, take 836 West to 826 North. Follow 826 North to exit for Florida Turnpike North. Take Turnpike North to I-595 West. Take I-595 West to University Drive exit. Proceed off exit and turn left onto University Drive (going south). Go past three traffic lights to S.W. 30th Street and turn left. Entrance to facility is 300 yards on right.

FROM THE SOUTH TO TRAINING CAMP: From the south, take I-95 North to I-595 West. Take I-595 West to University Drive exit. Proceed off exit and turn left onto University Drive (going south). Go past three traffic lights to S.W. 30th Street and turn left. Entrance to facility is 300 yards on right.

FT. LAUDERDALE TO SUN LIFE STADIUM: Take I-595 West to Florida Turnpike South. Upon approaching stadium, follow signs for "Stadium via I-95" (DO NOT take turnpike extension -exit 47 Homestead). Get off at Exit 2X (Dan Marino Blvd./199th St.). Proceed off exit and make a right onto Dan Marino Blvd. Enter through Parking Gate 4, which is on the right.

MIAMI AIRPORT TO SUN LIFE STADIUM: Take I-95 North to Ives Dairy Road. Proceed west for five miles (name of road changes to 199th Street/Dan Marino Blvd.) and stadium is on right. Enter parking Gate 4.

|  RECORDS OF DOLPHINS STARTING QBS (1966-2011) | | | | |
|--|------------------|------------------|--------------|------------------|
| Player | Years | Regular Season | Playoffs | Total |
| Dan Marino | 1983-99 | 147-93-0 | 8-10 | 155-103-0 |
| Bob Griese | 1967-80 | 92-56-3 | 6-5 | 98-61-3 |
| Jay Fiedler | 2000-04 | 36-23-0 | 1-2 | 37-25-0 |
| David Woodley | 1980-83 | 27-12-1 | 3-2 | 30-14-1 |
| Don Strock | 1974-87 | 14-6-0 | 0-0 | 14-6-0 |
| Earl Morrall | 1972-76 | 11-1-0 | 2-0 | 13-1-0 |
| Chad Henne | 2008-10 | 13-19-0 | 0-0 | 13-19-0 |
| Chad Pennington | 2008-10 | 12-8-0 | 0-1 | 12-9-0 |
| Gus Frerotte | 2005 | 9-6-0 | 0-0 | 9-6-0 |
| Matt Moore | 2011 | 6-6-0 | 0-0 | 6-6-0 |
| Damon Huard | 1997-2000 | 5-1-0 | 0-0 | 5-1-0 |
| Joey Harrington | 2006 | 5-6-0 | 0-0 | 5-6-0 |
| Brian Griese | 2003 | 3-2-0 | 0-0 | 3-2-0 |
| Scott Mitchell | 1990-93 | 3-4-0 | 0-0 | 3-4-0 |
| A.J. Feeley | 2004 | 3-5-0 | 0-0 | 3-5-0 |
| John Stofa | 1966-67, 1969-70 | 2-0-0 | 0-0 | 2-0-0 |
| Steve DeBerg | 1993 | 2-2-0 | 0-0 | 2-2-0 |
| Ray Lucas | 2001-02 | 2-4-0 | 0-0 | 2-4-0 |
| George Wilson, Jr. | 1966 | 2-5-0 | 0-0 | 2-5-0 |
| George Mira | 1971 | 1-0-0 | 0-0 | 1-0-0 |
| Craig Erickson | 1996-98 | 1-2-0 | 0-0 | 1-2-0 |
| Kyle Mackey | 1987 | 1-2-0 | 0-0 | 1-2-0 |
| Daunte Culpepper | 2006 | 1-3-0 | 0-0 | 1-3-0 |
| Cleo Lemon | 2005-07 | 1-7-0 | 0-0 | 1-7-0 |
| Rick Norton | 1966-69 | 1-10-0 | 0-0 | 1-10-0 |
| Tyler Thigpen | 2009-10 | 0-1-0 | 0-0 | 0-1-0 |
| Sage Rosenfels | 2002-05 | 0-2-0 | 0-0 | 0-2-0 |
| Bernie Kosar | 1994-96 | 0-2-0 | 0-0 | 0-2-0 |
| John Beck | 2007 | 0-4-0 | 0-0 | 0-4-0 |
| Dick Wood | 1966 | 0-4-0 | 0-0 | 0-4-0 |
| Trent Green | 2007 | 0-5-0 | 0-0 | 0-5-0 |
| Totals | | 400-300-4 | 20-20 | 420-320-4 |

MEDICAL GLOSSARY

AC Joint – Acromioclavicular joint; joint of the shoulder where acromion process of the scapula and the distal end of the clavicle meet; most shoulder separations occur at this point.

Abduct – Movement of any extremity away from the midline of the body. This action is achieved by an abductor muscle.

Abrasion – Any injury which rubs off the surface of the skin.

Abscess – An infection which produces pus; can be the result of a blister, callus, penetrating wound or laceration.

Adduct – Movement of an extremity toward the midline of the body. This action is achieved by an adductor muscle.

Achilles' Tendon – The tendon at the back of the heel.

Adhesion – Abnormal adherence of collagen fibers to surrounding structures during immobilization following trauma or as a complication of surgery which restricts normal elasticity of the structures involved.

Aerobic – Exercise in which energy needed is supplied by oxygen inspired and is required for sustained periods of vigorous exercise with a continually high pulse rate.

Anabolic Steroids – Steroids that promote tissue growth by creating protein in an attempt to enhance muscle growth. The main anabolic steroid is testosterone (male sex hormone).

Anaerobic – Exercise without use of oxygen as an energy source; short bursts of vigorous exercises.

Anaphylactic Shock – Shock that is caused by an allergic reaction.

Anterior Compartment Syndrome – Condition in which swelling within the anterior compartment of the lower leg jeopardizes the viability of muscles, nerves and arteries that serve the foot. In severe cases, emergency surgery is necessary to relieve the swelling and pressure.

Anterior Cruciate Ligament (ACL) – A primary stabilizing ligament within the center of the knee joint that prevents hyperextension and excessive rotation of the joint. A complete tear of the ACL necessitating reconstruction could require up to 12 months of rehabilitation.

Anterior Talofibular Ligament – A ligament of the ankle that connects the fibula (lateral ankle bone) to the talus. This ligament is oft times subject to sprain.

Anti-Inflammatory – Any agent which prevents inflammation, such as aspirin or ibuprofen.

Anterogram – A film demonstrating arteries after injection of a dye.

Arthrogram – X-ray technique for joints using air and/or dye injected into the affected area; useful in diagnosing meniscus tears of the knee and rotator cuff tears of the shoulder.

Arthroscope – An instrument used to visualize the interior of a joint cavity.

Arthroscopy – A surgical examination of the internal structures of a joint by means for viewing through an arthroscope. An arthroscopic procedure can be used to remove or repair damaged tissue or as a diagnostic procedure in order to inspect the extent of any damage or confirm a diagnosis.

Articular Cartilage – Cartilage lining the opposing surfaces of bones.

Aspiration – The withdrawal of fluid from a body cavity by means of a suction or siphonage apparatus, such as a syringe.

Atrophy – To shrivel or shrink from disuse, as in muscular atrophy.

Avascular Necrosis – Death of a part due to lack of circulation.

Avulsion – The tearing away, forcibly, of a part or structure.

Baker's Cyst – Localized swelling of a bursa sac in the posterior knee as a result of fluid that has escaped from the knee capsule. A Baker's cyst indicates that there is a trauma inside the knee joint that leads to excessive fluid production.

Bone Scan – An imaging procedure in which a radioactive-labeled substance is injected into the body to determine the status of a bony injury. If the radioactive substance is taken up the bone at the injury site, the injury will show as a "hot spot" on the scan image. The bone scan is particularly useful in the diagnosis of stress fractures.

Brachial Plexus – Network of nerves originating from the cervical vertebrae and running down to the shoulder, arm, hand, and fingers.

Bruise – A discoloration of the skin due to an extravasation of blood into the underlying tissues.

Burner – Common term for brachial plexus trauma in the neck. Usually results in burning or tingling sensation into the shoulder or arm when the neck is forced beyond the normal range of motion.

Bursa – A fluid-filled sac that is located in areas where friction is likely to occur, then minimizes the friction; for example between a tendon and bone.

Capsule – An enclosing structure which surrounds the joint and contains ligaments which stabilize that joint.

Cartilage – Smooth, slippery substance preventing two ends of bones from rubbing together and grating.

CAT Scan – Use of a computer to produce a cross sectional view of the anatomical part being investigated from X-ray data.

Cellulitis – Inflammation of cellular or connective tissue.

Cervical Vertebrae – Group of seven vertebrae located in the neck.

Charley Horse – A contusion or bruise to any muscle resulting in intramuscular bleeding. No other injury should be called a charley horse.

Chondral Fracture – Fracture to the chondral (cartilaginous) surfaces of bone.

Chondromalacia – A roughening of the cartilage surface. Best known for the roughening of the underside of the kneecap.

Clavical – The collar bone; the bone connecting the breastbone with the shoulder blade.

Colles' Fracture – A fracture of the distal end of the radius with the lower end being displaced backward.

Concentric Muscle Contraction – A shortening of the muscle as it develops tension and contracts to move a resistance.

Concussion – Jarring injury of the brain resulting in dysfunction. It can be graded as mild, moderate or severe depending on loss of consciousness, amnesia and loss of equilibrium.

Contusion – An injury to a muscle and tissues caused by a blow from a blunt object.

Cortical Steroids – Used to suppress joint inflammation.

Cortisone – An anti-inflammatory medication.

Costochondral – Cartilage that separates the bones within the rib cage.

Cryokinetics – Treatment with cold and movement.

Cryotherapy – A treatment with the use of cold.

Cyst – Abnormal sac containing liquid or semi-solid matter.

Debridement – The removal of foreign material and dead or damaged tissue.

Degenerative Joint Disease – Changes in the joint surfaces as a result of repetitive trauma.

Deltoid Ligament – Ligament that connects the tibia to bones of the medial aspect of the foot and is primarily responsible for stability of the ankle on the medial side. Is sprained less frequently than other ankle ligaments.

Deltoid Muscle – Muscles at top of the arm, just below the shoulder, responsible for shoulder motions to the front, side and back.

Disc, Intervertebral – A flat, rounded plate between each vertebrae of the spine. The disc consists of a thick fiber ring which surrounds a soft gel-like interior. It functions as a cushion and shock absorber for the spinal column.

Dislocation – Complete displacement of joint surfaces.

Eccentric Muscle Contraction – An overall lengthening of the muscle as it develops tension and contracts to control motion performed by an outside force; oft times referred to a "negative" contraction in weight training.

Eccymosis – Bleeding into the surface tissue below the skin, resulting in a "black and blue" effect.

Edema – Accumulation of fluid in organs and tissues of the body; swelling.

Effusion – Accumulation of fluid, in various spaces in the body, or the knee itself. Commonly, the knee has an effusion after an injury.

Electrical Galvanic Stimulation (EGS) – An electrical therapeutic modality that sends a current to the body at select voltages and frequencies in order to stimulate pain receptors, disperse edema, or neutralize muscle spasms among other functional applications.

Electromyogram (EMG) – Test to determine nerve function.

Epicondylitis – Inflammation in the elbow due to overuse.

Ethyl Chloride – "Cold spray," a chemical coolant sprayed onto an injury site to produce a local, mild anesthesia.

Fascia – A connective tissue sheath consisting of fibrous tissue and fat which unites the skin to the underlying tissues.

Fat Percentage – The amount of body weight that is adipose, fat tissue. Fat percentages can be calculated by underwater weighing, measuring select skinfold thickness, or by analyzing electrical impedance.

Femur – Thigh bone; longest bone in the body.

Fibula – Smaller of the two bones in the lower leg; runs from knee to the ankle along the outside of the lower leg.

Flexibility – The ability of muscle to relax and yield to stretch forces.

Flexibility Exercise – General term used to describe exercise performed by a player to passively or actively elongate soft tissue without the assistance of an athletic trainer.

Fracture – Breach in continuity of a bone. Types of fractures include simple, compound, comminuted, greenstick, incomplete, impacted, longitudinal, oblique, stress, or transverse.

Gamekeeper's Thumb – Tear of the ulnar collateral ligament of the metacarpophalangeal joint of the thumb.

Glycogen – Form in which foods are stored in the body as energy.

Grade One Injury – A mild injury in which ligament, tendon, or other musculoskeletal tissue may have been stretched or contused, but not torn or otherwise disrupted.

Grade Two Injury – A moderate injury when musculoskeletal tissue has been partially, but not totally, torn which causes appreciable limitation in function of the injured tissue.

Grade Three Injury – A severe injury in which tissue has been significantly, and in some cases totally, torn or otherwise disrupted causing a virtual total loss of function.

Hamstring – Category of muscle that runs from the buttocks to the knee along the back of the thigh. It functions to flex the knee, and is oft times injured as a result of improper conditioning or lack of muscle flexibility.

Heat Cramps – Painful muscle spasms of the arms or legs caused by excessive body heat and depletion of fluids and electrolytes.

Heat Exhaustion – Mild form of shock due to dehydration because of excessive sweating when exposed to heat and humidity.

Heat Stroke – Condition of rapidly rising internal body temperature that overwhelms the body's mechanisms for release of heat and could result in death if not cared for appropriately.

Heel Cup – Orthotic device that is inserted into the shoe and worn under the heel to give support to the Achilles tendon and help absorb impacts at the heel.

Hematoma – Tumor-like mass produced by an accumulation of coagulated blood in a cavity.

Hip Pointer – Contusion to the iliac crest.

Hot Pack – Chemical pack that rests in water, approximately 160 degrees, and retains its heat for 15-20 minutes when placed in a towel for general therapeutic application.

Humerus – Bone of the upper arm that runs from the shoulder to the elbow.

Hydrotherapy – Treatment using water.

Hyperextension – Extreme extension of a limb or body part.

Iliotibial Band – A thick, wide fascial layer that runs from the iliac crest to the knee joint and is occasionally inflamed as a result of excessive running.

Impingement Syndrome – Pinching together of the supraspinatus muscle and other soft tissue in the shoulder, which is common in throwing.

Inflammation – The body's natural response to injury in which the injury site might display various degrees of pain, sweating, heat, redness, and/or loss of function.

Internal Rotation – Rotation of a joint or extremity medially, to the inside.

Lateral Collateral Ligament (LCL) – Ligament of knee attaching lateral femoral condyle to the fibula head. It provides lateral stability to the knee.

Lesion – Wound, injury or tumor.

Ligament – Band of fibrous tissue that connects bone to bone or bone to cartilage and supports and strengthens joints.

Lumbar Vertebrae – Five vertebrae of the lower back that articulate with the sacrum to form the lumbosacral joint.

Malleolus – Rounded projection on either side of the ankle joint.

Magnetic Resonance Imaging (MRI) – Imaging procedure in which a radio frequency pulse causes certain electrical elements of the injured tissue to react to this pulse and through this process a computer display and permanent film establish a visual image. MRI does not require radiation and is very useful in the diagnosis of soft tissue, disc, and meniscus injuries.

Medial Collateral Ligament (MCL) – Ligament of knee attaching to medial femoral condyle and to medial tibia. It provides medial stability to the knee.

Medial Retinaculum – The band of connective tissue that attaches to the medial structures of the knee joint, including the patella and patellar tendon.

Meniscectomy – An intra-articular surgical procedure of the knee by which all or part of the damaged meniscus is removed.

Meniscus – Crescent shaped cartilage, usually pertaining to the knee joint; also known as “cartilage.” There are two menisci in the knee, medial and lateral. These work to absorb weight within the knee and provide stability.

Metacarpals – Five long bones of the hand, running from the wrist to the fingers.

Metatarsals – Five long bones of the foot, running from the ankle to the toes.

Myositis – Inflammation of a muscle.

Necrotic – Relating to death of a portion of tissue.

Neoprene – Lightweight rubber used in joint and muscle sleeves designed to provide support and/or insulation and heat retention to the area.

Neuritis – Inflammation of a nerve.

Orthotic – Any device applied to or around the body in the care of physical impairment or disability, commonly used to control foot mechanics.

Parasthesia – Sensation of numbness or tingling, indicating nerve irritation.

Patella – The kneecap. The patella functions to protect the distal end of the femur as well as increase the mechanical advantage and force generating capacities of the quadriceps muscle group.

Patella Tendinitis – Inflammation of the patella ligament; also known as “jumpers knee.”

Patellar Femoral Joint – Articulation of the kneecap and femur. Inflammation of this joint can occur through: 1) acute injury to the patella, 2) overuse from excessive running particularly if there is an associated knee weakness, 3) chronic wear and tear of the knee, 4) as a result of poor foot mechanics. Patellofemoral irritation can lead to chondromalacia, which in its most chronic condition, could require surgery.

Peroneal Muscles – Group of muscles of the lateral lower leg that are responsible for everting the knee. Tendons of these three muscles are vital to the stability of the ankle and foot.

Phalanx – Any bone of the fingers or toes; plural is phalanges.

Phlebitis – Inflammation of a vein.

Plantar – Pertaining to the sole of the foot.

Plantar Fascia – The tight band of muscle beneath the arch of the foot.

Plica – Fold of tissue in the joint capsule and a common result of knee injury.

Pneumothorax – A collection of air or gas that enters the cavity surrounding the lungs as a result of a perforation through the chest wall or the cavity wall.

Posterior Cruciate Ligament (PCL) – A primary stabilizing ligament of the knee that provides significant stability and prevents displacement of the tibia backward within the knee joint. A complete tear of this ligament necessitating reconstruction could require up to 12 months of rehabilitation.

Quadricep Muscles “Quads” – A group of four muscles of the front thigh that run from the hip and form a common tendon at the patella; they are responsible for knee extension.

Radiography – Taking of X-rays.

Radius – Forearm bone on the thumb side.

Reconstruction – Surgical rebuilding of a joint using natural, artificial or transplanted materials.

Referred Pain – Pain felt in an undamaged area of body away from the actual injury.

Retraction – The moving of tissue to expose a part or structure of the body.

Rotator Cuff – Comprised of four muscles in the shoulder area that can be irritated by overuse. The muscles are the supraspinatus (most commonly injured), infra-spinatus, teres minor, and subscapularis.

Rotator Cuff Impingement Syndrome – A microtrauma or overuse injury caused by stress, and the four stages are: 1) Tendinitis with temporary thickening of the bursa and rotator cuff; 2) Fiber dissociation in the tendon with

permanent thickening of the bursa and scar formation; 3) A partial rotator cuff tear of less than 1 cm.; and 4) A complete tear of 1 cm. or more.

Sacrum - Group of five fused vertebrae located just below the lumbar vertebrae of the low back.

Scapula - Shoulder blade.

Sciatica - Irritation of the sciatic nerve resulting in pain or tingling running down the inside of the leg.

Sciatic Nerve - Major nerve that carries impulses for muscular action and sensations between the low back and thigh and lower leg; it is the longest nerve in the body.

Shin Splint - A catch-all syndrome describing pain in the shin that is not a fracture or tumor and cannot be defined otherwise.

Sorbothane - An energy absorbing polyurethane utilized in some foot orthotics to absorb shock forces of the foot.

Spasm (Theory) - Muscle soreness induced by exercise; is the result of reduced muscle blood flow, which results in pain.

Spleen - Large, solid organ responsible for the normal production and destruction of blood cells.

Spondylitis - Inflammation of one or more vertebrae.

Spondylolisthesis - Forward displacement of one vertebrae over another below it due to a developmental defect in the vertebrae.

Spondylosis - Abnormal vertebral fixation or immobility.

Sprain - Injury resulting from a stretch or twist of the joint and causes various degrees of stretch or tear of a ligament or other soft tissue at the joint.

Sternum - The breast bone.

Steroids - Any one of a large number of hormone-like substances. See Anabolic steroids and cortical steroids.

Stinger - Common term for plexus trauma in the neck.

Strain - Injury resulting from a pull or torsion to the muscle or tendon that causes various degrees of stretch or tear to the muscle or tendon tissue.

Stress Fracture - A hair-line type of break in a bone caused by overuse.

Stress X-ray - A continual X-ray taken when a portion of the body is stressed to its maximum in order to determine joint stability. This is a test utilized in some ankle injuries.

Stretching - Any therapeutic maneuver designed to elongate shortened soft tissue structures and thereby increase flexibility.

Subluxation - Partial dislocation of a joint. The term usually implies that the joint can return to its normal position without formal reduction.

Talus - The ankle bone that articulates with the tibia and fibula to form the ankle joint.

Target Heart Rate - A pre-determined pulse to be obtained during exercise when circulation is working at full efficient capacities.

Tarsals - Group of seven bones of the foot consisting of the calcaneal, talus, cuboid and three cuneiform bones.

Temporomandibular Joint (TMJ) - The articulation of the jaw and skull; considered by some to be vital in resolution of injuries throughout the body.

Tendinitis - Inflammation of the tendon and/or tendon sheath, caused by chronic overuse or sudden injury.

Tendon - Tissue that connects muscle to bone.

Tennis Elbow - General term for lateral elbow pain.

Thoracic - Group of twelve vertebrae located in the thorax and articulate with the twelve ribs.

Thoracic Outlet Compression Syndrome - A neuro-vascular disorder of the upper extremity common in throwing.

Tibia - Larger of the two bones of the lower leg and is the weight-bearing bone of the shin.

Tomograph - A special type of X-ray apparatus that demonstrates an organ or tissue at a particular depth.

Trachea - The windpipe.

Transcutaneous Electrical Nerve Stimulator (TENS) - An electrical modality that sends a mild current through pads at the injury site which stimulates the brain to release the natural analgesic, endorphin.

Transverse Process - Small lateral projection off the right side and left side of each vertebrae that functions as an attachment site for muscles and ligaments of the spine.

Trapezius - Flat triangular muscle covering the posterior surface of the neck and shoulder.

Triceps - Muscle of the back of the upper arm, primarily responsible for extending the elbow.

Turf Toe - Sprain of the metatarsophalangeal (MTP) joint of the great toe.

Ulna - Forearm bone that runs from the tip of the elbow to the little finger side of the wrist.

Ulnar Nerve - Nerve in elbow commonly irritated from excessive throwing.

Ultrasound - An electrical modality that transmits a sound wave through an applicator into the skin to the soft tissue in order to heat the local area for relaxing the injured tissue and/or disperse edema.

Valgus - Angulation outward and away from the midline of the body.

Varus - Angulation inward and toward the midline of the body.

Vasoconstriction - Decrease of local blood flow.

Vasodilation - Increase of local blood flow.

"Wind Knocked Out" - Syndrome describing a contraction of the abdominal nerve trunk, the solar plexus, as a result of an abdominal contusion.

Wrist - The junction between the two forearm bones (radius and ulna) and the eight wrist bones (trapezium, trapezoid, capitate, hamate, pisiform, triquetrum, lunate and scaphoid).

Zygoma - The cheekbone.