



MIAMI DOLPHINS WEEKLY RELEASE

WEEK 1

TAMPA BAY BUCCANEERS (0-0) AT MIAMI DOLPHINS (0-0)





2017 MIAMI DOLPHINS SCHEDULE

PRESEASON

OCTOBER 31, 2017

Trade Deadline

DATE	OPPONENT	STADIUM	TIME/ RESULT	NETWORK	RADIO	PRESENTING SPONSOR	GIVEAWAY
Thurs., Aug. 10	Atlanta Falcons	Hard Rock Stadium	W, 23-20	WFOR CBS4	560 WQAM KISS 99.9	AMR	
Thurs., Aug. 17	Baltimore Ravens	Hard Rock Stadium	L, 7-31	WFOR CBS4	560 WQAM KISS 99.9	TD Bank America's Most Convenient Bank®	
Thurs., Aug. 24	at Philadelphia Eagles	Lincoln Financial Field	L, 31-38	WFOR CBS4	560 WQAM KISS 99.9		
Thurs., Aug. 31	at Minnesota Vikings	U.S. Bank Stadium	W, 30-9	WFOR CBS4	560 WQAM KISS 99.9		

JANUARY 15, 2018

Deadline for underclassmen to declare for the NFL draft

REGULAR SEASON

JANUARY 28, 2018

Pro Bowl
Orlando, Fla.

DATE	OPPONENT	STADIUM	TIME/ RESULT	NETWORK	RADIO	PRESENTING SPONSOR	GIVEAWAY
TBD	Tampa Bay Buccaneers	TBD	TBD	FOX	560 WQAM KISS 99.9	Publix	Co-Branded Sunglasses & Sunglass Pouch
Sun., Sept. 17	at Los Angeles Chargers	StubHub Center	4:05 p.m.	CBS	560 WQAM KISS 99.9		
Sun., Sept. 24	at New York Jets	MetLife Stadium	1 p.m.	CBS	560 WQAM KISS 99.9		
Sun., Oct. 1	New Orleans Saints	Wembley Stadium (London)	9:30 a.m.	FOX	560 WQAM KISS 99.9		
Sun., Oct. 8	Tennessee Titans	Hard Rock Stadium	1 p.m.*	CBS	560 WQAM KISS 99.9	SYLVESTER UNIVERSITY OF MIAMI HEALTH SYSTEM	
Sun., Oct. 15	at Atlanta Falcons	Mercedes-Benz Stadium	1 p.m.*	CBS	560 WQAM KISS 99.9		
Sun., Oct. 22	New York Jets	Hard Rock Stadium	1 p.m.*	FOX	560 WQAM KISS 99.9		
Thurs., Oct. 26	at Baltimore Ravens	M&T Bank Stadium	8:25 p.m.	CBS/NFLN/ Amazon	560 WQAM KISS 99.9		
Sun., Nov. 5	Oakland Raiders	Hard Rock Stadium	8:30 p.m.*	NBC	560 WQAM KISS 99.9	AQUAFINA	
Mon., Nov. 13	at Carolina Panthers	Bank of America Stadium	8:30 p.m.	ESPN	560 WQAM KISS 99.9		

FEBRUARY 4, 2018

Super Bowl LII
Minneapolis, Minn.

BYE WEEK

Sun., Nov. 26	at New England Patriots	Gillette Stadium	1 p.m.*	CBS	560 WQAM KISS 99.9		
Sun., Dec. 3	Denver Broncos	Hard Rock Stadium	1 p.m.*	CBS	560 WQAM KISS 99.9	AARP Foundation	
Mon., Dec. 11	New England Patriots	Hard Rock Stadium	8:30 p.m.	ESPN	560 WQAM KISS 99.9	Hard Rock Hotel	
Sun., Dec. 17	at Buffalo Bills	New Era Field	1 p.m.*	CBS	560 WQAM KISS 99.9		
Sun., Dec. 24	at Kansas City Chiefs	Arrowhead Stadium	1 p.m.*	CBS	560 WQAM KISS 99.9		
Sun., Dec. 31	Buffalo Bills	Hard Rock Stadium	1 p.m.	CBS	560 WQAM KISS 99.9		

MARCH 14, 2018

2018 League Year Begins

APRIL 26-28, 2018

2018 NFL draft
Site TBD

* Game subject to flex scheduling
All times EASTERN



All Dolphins games can be heard on 560 WQAM and Kiss 99.9, the flagship stations of the Miami Dolphins Radio Network, Dolphins.com and throughout South and Central Florida on stations that make up The Miami Dolphins Radio Network. In addition to the game broadcasts, the stations will feature expanded pre-, halftime and postgame shows. Dolphins fans who tune into Miami's Sportsradio 560 WQAM will have the opportunity to listen to live broadcasts of Head Coach Adam Gase's day-after game press conferences and "Dolphins Friday," a day of Dolphins' centric-content on the station featuring interviews with players, coaches, and team executives. Fans can also listen to the Dolphins in Spanish on Univision Deportes Radio WQBA 1140 AM.

WFOR-TV, CBS4 will once again be the preseason home of the Dolphins. All four preseason contests will be shown on the CBS affiliate in the Miami-Ft. Lauderdale market. All preseason games will also be heard on 560 WQAM and KISS 99.9 in Miami, as well as across the Dolphins Radio Network. Fans can also listen to the Dolphins in Spanish on Univision Deportes Radio WQBA 1140 AM.

2016 AFC EAST STANDINGS

TEAM	W	L	PCT	PF	PA
Patriots	14	2	.875	441	250
Dolphins	10	6	.625	363	380
Bills	7	9	.438	399	378
Jets	5	11	.313	275	409



WEEK 1: TAMPA BAY TABLE OF CONTENTS

MEDIA INFORMATION	2-3
DOLPHINS EN ESPAÑOL	4
TEAM NOTES	5
OFFENSE NOTES	6-7
DEFENSE NOTES	8-9
SPECIAL TEAMS NOTES	10
WHAT TO LOOK FOR IN 2017	11-12
THE DOLPHINS VS. THE BUCCANEERS	13-15
THE LAST MEETING VS. THE BUCCANEERS	16
FREE AGENCY TRACKER	17
2017 DRAFT CLASS	18
HARD ROCK STADIUM MODERNIZATION	19-22
MIAMI DOLPHINS IN THE COMMUNITY	23-24
DOLPHINS RADIO	25
HALL OF FAME DEFENSIVE END JASON TAYLOR	26
DEPTH CHART	27
PROJECTED CONTRIBUTORS	28-29
TRANSACTIONS	30-31
NUMERICAL ROSTER	32
ALPHABETICAL ROSTER	33
POSITIONAL ROSTER/PRONUNCIATIONS	34
HOW THEY WERE ACQUIRED	35
2017 PRESEASON GAME RECAPS	36-39
STEPHEN M. ROSS	40
MIKE TANNENBAUM	41
CHRIS GRIER	42
ADAM GASE	43
THE COACHING STAFF	44-45
SUPPLEMENTAL BIOS	46-51
2016 REGULAR SEASON STATISTICS	52-55
2016 POSTSEASON STATISTICS	56-58
2017 PRESEASON STATISTICS	59-62
THE LAST TIME IT HAPPENED	63-68

MIAMI DOLPHINS MEDIA WEBSITE

media.miamidolphins.com

The Miami Dolphins media website features everything a media member needs to cover the team. Visitors can find transcripts, press releases, weekly releases, credentials, notes, gamebooks, flip cards an archive of old media guides and gamebooks and more by visiting media.miamidolphins.com.



WEEKLY MEDIA SCHEDULE: WEEK 1 VS. TAMPA BAY

5 TUE	6 WED	7 THU	8 FRI	9 SAT	10 SUN	11 MON
<p>Head Coach Adam Gase 12 p.m. (media work room)</p> <p>Practice* 12:45 - 2:40 p.m.</p> <p>Open Locker Room Following Practice</p> <p>QB Jay Cutler Following practice (interview room in lobby)</p> <p>DT Ndamukong Suh Following practice (interview room in lobby)</p>	<p>Practice* 12:45 - 2 p.m.</p> <p>Open Locker Room Following Practice</p> <p>Head Coach Adam Gase Following Practice (media work room)</p> <p>Conference Calls TBD - Head Coach Dirk Koetter TBD - TBD Bucs Player</p>	<p>Coordinators 11:30 a.m. (interview room in lobby)</p>	<p>Practice* TBD</p> <p>Open Locker Room Following Practice</p> <p>Head Coach Adam Gase Following Practice (media work room)</p>	<p>No media availability</p>	<p>Week 1 vs. Tampa Bay TBD TV - FOX</p>	<p>TBD</p>

* Practice will be open to media for approximately 30 minutes

DOLPHINS ON THE AIR

Television:	WSVN-TV (FOX 7 - Miami-Ft. Lauderdale) WFLX-TV (West Palm Beach) WFTX-TV (Ft. Myers)	
Broadcasters:	Dick Stockton - Play-By-Play Mark Schlereth - Color Analyst Shannon Spake - Sideline	
Local Radio:	Dolphins Radio Network KISS 99.9-FM WQAM 560-AM	
Broadcasters:	Jimmy Cefalo - Play-By-Play Bob Griese - Color Analyst Joe Rose - Color Analyst Kim Bokamper - Sideline	
Spanish Radio:	Dolphins Spanish Radio WQBA-1140 AM	
Broadcasters:	Raul Striker Jr. - Play-By-Play Eduardo Martell - Color Analyst	

PREGAME/IN-GAME ENTERTAINMENT

Publix®

Presenting Sponsor: Publix
Giveaway: Co-Branded Sunglasses & Sunglass Pouch
National Anthem: U.S. Air Force Veteran and winner of the ABC hit show Duets, J Rome
Youth Tradition National Anthem Team: Booker T. Washington High School
Colors Presented By: Homestead Air Reserve Base
Flyover: United States Coast Guard Air Station Miami
Military Unit of the Game: Patrick Air Reserve Base
Everyday Hero: MA2 Nicholas Trap, US Navy
Vietnam Veteran of the Game: Andy Marshall, U.S. Army (1969-72)
Alumni Captain: Hall of Fame DE/LB Jason Taylor
Pregame Activities: Cheerleader Performance
Halftime Entertainment: Jason Taylor Hall of Fame Ring Presentation

COMMUNICATIONS DEPARTMENT



JASON JENKINS

Sr. Vice President,
Communications &
Community Affairs

O: 954-452-7174
M: 954-290-6864
JJenkins@dolphins.com



MATT TAYLOR

Sr. Director of
Football
Communications

O: 954-452-7179
M: 954-649-7505
MattTaylor@dolphins.com



THERESA GARNER

Corporate
Communications
Manager

O: 305-943-1451
M: 904-838-7160
TGarner@dolphins.com



BRETT BRECHEISEN

Football
Communications
Manager

O: 954-452-7190
M: 954-663-1255
BBrecheisen@dolphins.com



RENZO SHEPPARD

Football
Communications
Manager

O: 954-452-7144
M: 904-616-1538
RSheppard@dolphins.com



GAYLE BADEN

Communications
Coordinator

O: 954-452-7173
M: 954-610-8660
GBaden@dolphins.com



SYDNEY WADE

Communications
Coordinator

O: 954-452-7198
M: 305-720-5131
SWade@dolphins.com



RYAN MURPHY

Communications
Staff Assistant

O: 954-452-7114
M: 305-965-8778
RMurphy@dolphins.com



MIAMI DOLPHINS MEDIA WORKROOM ACCESS & PARKING INFORMATION FOR THE 2017 SEASON

As a reminder, the workroom for accredited media covering the Miami Dolphins is located behind the Dolphins Pro Shop at the Baptist Health Training Facility at Nova Southeastern University. Access to the media workroom is granted by the Communications Staff to members of the media upon their arrival at training camp.

Parking passes are distributed by the Communications Department. The passes **need to be clearly displayed** to gain entry into the media parking areas. Media parking is available at the Nova Southeastern University Medical School garage (HPD Garage), which is next to the Dolphins Pro Shop, and located near the intersection of University Drive and S.W. 30th Street, between Griffin Road and I-95. Access to this garage is off University Drive and S.W. 30th Street. In the event the HPD Garage is full, the overflow media parking will be in the AUX Parking Lot next to the NOVA Softball fields.

PLEASE NOTE – ALL MEDIA ARE ASKED TO PARK ON THE SECOND FLOOR OF THE HPD GARAGE. PARKING ON THE FIRST FLOOR IS RESERVED FOR NOVA PATIENTS ONLY. THE GARAGE WILL BE MONITORED BY NOVA AND THOSE WHO PARK ON THE FIRST FLOOR WILL BE TICKETED.

PLEASE PREARRANGE ALL LIVE TRUCK PARKING through the Miami Dolphins Communications Department.

DIRECTIONS TO PARKING GARAGE AT NOVA SOUTHEASTERN UNIVERSITY

FROM I-95 OR FLORIDA'S TURNPIKE

Exit at I-595; proceed west to University Drive exit
Turn left (south) onto University Drive
Proceed to S.W. 30th Street (Abe Fischler Blvd.) turn left (east)
Proceed past the Miami Dolphins facility to Ray Ferrero Jr. Blvd.
Turn right and parking garage will be on your right.

UNIVERSITY DRIVE

From north of I-595
Take University Drive south past I-595 to S.W. 30th Street (Abe Fischler Blvd.) turn left (east).
Proceed past the Miami Dolphins facility to Ray Ferrero Jr. Blvd.
Turn right and parking garage will be on your right.

FROM SOUTH OF GRIFFIN ROAD

Take University Drive north past Griffin Road to S.W. 30th Street (Abe Fischler Blvd.) turn right (east)
Proceed past the Miami Dolphins facility to Ray Ferrero Jr. Blvd.
Turn right and parking garage will be on your right.





DOLPHINS EN ESPAÑOL

DOLPHINS EMPIEZAN 52° TEMPORADO CONTRA TAMPA BAY

Los Dolphins empezarán su 52° temporada el domingo cuando enfrentan a los Tampa Bay Buccaneers. Es el primer abridor en casa de Miami desde septiembre 7 de 2014 cuando los Dolphins ganaron a New England, 33-20. Esta es la primera vez que Miami juega contra Tampa Bay en el abridor. Los Dolphins y Bucs están empatados en la historia con cinco juegos ganados cada uno.

CONTINUIDAD EN AÑO DOS

Con Mike Tannenbaum, Chris Grier y Adam Gase trabajando juntos para el segundo año, la organización ha destacado el retenimiento de sus propios jugadores y el desarrollo de continuidad. De los 53 jugadores de Miami, 32 de ellos (60.4 por ciento) estuvieron con el equipo durante la temporada de 2016.

Los Dolphins también mantuvieron continuidad con sus entrenadores. Entrando la temporada de 2017, 19 de los 22 entrenadores (86.4 por ciento) estuvieron con la organización en 2016 comparado a solo siete de los 23 entrenadores (30.4 por ciento) regresando al principio de la temporada de 2016.

DOLPHINS MIRAN A CONTINUAR EL ÉXITO DEL AÑO PASADO EN LA TEMPORADA DE 2017

En el primer año de Adam Gase como entrenador jefe, los Dolphins ganaron 10 partidos y avanzaron a los playoffs para la primera vez desde 2008. A los principios de la temporada de 2017, el equipo aspira llegar los playoffs para el segundo año consecutivo. La última vez que los Dolphins aparecieron en los playoffs en dos años consecutivos fue de 1997-2001, cuando el equipo llegó en cinco años consecutivos.

EL 2016 DE AJAYI ENTRE LOS MEJORES EN LA HISTORIA DE LOS DOLPHINS

RB Jay Ajayi completó la temporada tercer más productiva por un corredor en la historia de los Dolphins en 2016. Terminó la temporada con 1,272 yardas de carrera, los más desde que RB Ricky Williams corrió para 1,372 yardas en 2003. Ajayi llegó a ser solo el cuarto corredor en el NFL desde 2014 para correr para 1,250 yardas por lo menos en su primera o segunda temporada en la liga, uniéndose con Ezekiel Elliott de Dallas (2016), Jordan Howard de Chicago (2016) y Le'Veon Bell de Pittsburgh (2014). Aquí es una mirada a como la temporada de Ajayi se clasifica en la historia de los Dolphins:

MAS YARDAS DE CARRERA EN UNA TEMPORADA – HISTORIA DE LOS DOLPHINS

CL	JUGADOR	AÑO	CAR	YDS	PRM	TD
1.	Ricky Williams	2002	383	1,853	4.84	16
2.	Ricky Williams	2003	392	1,372	3.50	9
3.	JAY AJAYI	2016	261	1,272	4.87	8
4.	Delvin Williams	1978	272	1,258	4.63	8
5.	Lamar Smith	2000	309	1,139	3.69	14

LA DEFENSA DE LOS DOLPHINS FUE UNO DE LOS MEJORES EN EL NFL EN TERCER DOWN EN 2016

La defensa de los Dolphins es diseñado para tener una mentalidad de ataque que prospera en jugadas críticas e hicieron eso mismo en 2016. La defensa de Miami terminó cuarto en el NFL en porcentaje de tercer downs cumplidos, aguantando la oposición a solamente un 36.2 por ciento tasa de cumplimiento, comparado al promedio del equipo de 39.7 por ciento.

THOMAS ATRAPA TOUCHDOWNS

Una nueva adición al ataque ofensivo de los Dolphins este año es TE Julius Thomas, quien los Dolphins adquirieron en un cambio con Jacksonville el 9 de marzo de 2017. Thomas trae una amenaza grande en la zona roja. Ha atrapado 33 touchdowns desde que se hizo un titular en 2013 para Denver. Sus 33 touchdowns desde 2013 son el segundo más en la liga durante ese tiempo entre receptores cerrados:

LÍDERES EN ATRAPADAS POR RECEPTORES CERRADOS EN EL NFL (2013-PRESENTE)

CL	JUGADOR	EQUIPO(S)	ATR	YDS	TD
1.	Jimmy Graham	NO/Sea.	284	3,632	34
2.	JULIUS THOMAS	DEN./JAX./MIA.	184	2,013	33
3.	Rob Gronkowski	New England	218	3,432	30
4.	Antonio Gates	SD/LAC	255	2,871	28

UN REGRESO INCREÍBLE: CAMERON WAKE

Durante la temporada de 2016, DE Cameron Wake tuvo presumiblemente el regreso más impresionante en el NFL. Regresando de una lesión a su Achilles y teniendo 34 años de edad, Wake fue predominante.

En 2016, Wake fue tercero en el AFC y empató para sexto en el NFL con 11.5 sacks. Desde que Wake se hizo titular para los Dolphins en Semana 6 el año pasado, fue segundo en el NFL con 10.5 sacks y le ayudó a Miami a ganar nueve de su último 11 partidos de temporada regular.

Wake fue empatado para segundo en el AFC y empatado para tercero en el NFL con cinco balones libres causados en 2016. Tiene nueve balones libres causados desde 2015, lo mas en el NFL durante ese período, aunque solo jugo en siete partidos en 2015.

Desde que empezó jugando con los Dolphins en 2009, Wake ha tenido cuatro temporadas en que anotó diez o más sacks, siete temporadas consecutivos con siete sacks a lo mínimo y es segundo en la historia de los Dolphins en sacks de carrera, detrás de solo Jason Taylor quien fue aceptado al Salón de Fama en 2016.

UNA DEFENSA OPORTUNISTA

Los Dolphins tuvieron una racha de siete juegos con una quitada el año pasado de Semana 9 a Semana 15. Fue la racha de quitadas más larga en una sola temporada desde 2013, cuando forzaron una quitada en los primeros 15 juegos.

Durante la racha de siete juegos, los Dolphins forzaron 19 quitadas. Fueron las más quitadas en un lapso de siete juegos desde que tuvieron 19 en siete juegos desde noviembre 7 a diciembre 26 de 2004.

LONG SNAPPER DE 38 AÑOS

Cuando LS John Denney toca el campo el domingo contra los Buccaneers, tendrá 38 años y 271 días de edad. Llegará a ser el jugador tercer más antiguo de los Dolphins para jugar en un partido. Listado abajo son las edades de jugadores de los Dolphins cuando jugaron en su último juego con el equipo:

MÁS ANTIGUOS PARA JUGAR EN UN PARTIDO PARA LOS DOLPHINS

CL	JUGADOR	AÑOS	DÍAS
1.	Earl Morrall	42	208
2.	Steve DeBerg	39	334
3.	JOHN DENNEY	38	271#
4.	Keith Traylor	38	111
5.	Dan Marino	38	109



TEAM NOTES

DOLPHINS KICK OFF 52ND SEASON VS. TAMPA BAY

The Dolphins **open their 52nd season** when they kickoff against the Tampa Bay Buccaneers. **This is the first time Miami has played Tampa Bay in a season opener.** The Dolphins and Bucs have tied the season series at five games each.

CONTINUITY IN YEAR TWO

With Mike Tannenbaum, Chris Grier and Adam Gase entering their second year together, the organization has placed an emphasis on retaining their own players and developing continuity. **Of Miami's 53 players, 32 of them (60.4 percent) were with the team in some capacity during the 2016 season.**

The Dolphins also maintained continuity on its coaching staff. Heading into the 2017 season, **19 of the team's 22 coaches (86.4 pct.) were with the organization in 2016** compared to just seven of the 23 coaches (30.4 pct.) returning at the start of the 2016 season.

DOLPHINS LOOK TO CONTINUE LAST YEAR'S SUCCESS IN 2017 SEASON

In Adam Gase's first year as head coach, the Dolphins won 10 games and advanced to the playoffs for the first time since 2008. As the team begins the 2017 season, they **look to reach the playoffs for the second consecutive year. The last time the Dolphins had two straight postseason appearances was from 1997-2001**, when the team earned playoff berths in five straight seasons.

2016's HALFTIME ADJUSTMENTS

Head Coach Adam Gase and the Miami Dolphins played their best football late in games in 2016. **After halftime, the Dolphins outscored their opponents 221-175.** The 46-point margin was eighth-best in the NFL.

BEST SECOND-HALF/OVERTIME POINT DIFFERENTIALS (2016)

RNK	TEAM	PF	PA	MARGIN
1.	New Orleans Saints	245	181	+64
2.	Philadelphia Eagles	192	133	+59
3.	New England Patriots	199	141	+58
4.	Kansas City Chiefs	184	132	+52
5.	Minnesota Vikings	166	115	+51
	Washington Redskins	228	177	+51
7.	Denver Broncos	187	138	+49
8.	MIAMI DOLPHINS	221	175	+46
9.	Buffalo Bills	222	188	+34
	New York Giants	152	118	+34

THE DOLPHINS IN THEIR FINAL 11 REGULAR SEASON GAMES IN 2016

Miami has won nine of its last 11 regular season games, dating back to **Week 6 of the 2016 season.** The run was Miami's best 11-game stretch since 2008, when the team also won nine of its final 11 contests to win the AFC East.

UP NEXT: THE LOS ANGELES CHARGERS

The Dolphins will play **their first road game of the 2017 season on Sunday, Sept. 17 at 4 p.m.** Eastern time at the StubHub Center as they take on the Los Angeles Chargers. **It will be the Chargers' first game in Los Angeles since they played the 1960 season at the Los Angeles Memorial Coliseum.** Miami has visited the Chargers in each of the past two seasons, dropping the 2015 matchup (14-30) and winning in 2016 (31-24). Miami leads the all-time regular season series 15-13.

STAT COMPARISON: WEEKS 1-5 VS. WEEKS 6-17 (2016)

One of the reasons **Miami was so good during the final 11 games of the 2016 regular season** was the improvement in several key statistical categories.

WEEKS 1-5		CATEGORY	WEEKS 6-17	
STAT	RNK		RNK	STAT
303.8	29	Total Offense	19	345.9
231.4	24	Passing Offense	26	213.0
72.4	31	Rushing Offense	3	132.9
17.6	28	Scoring Offense	11	25.0
17	30t	Sacks Allowed	3t	13
28.6	31	Third Down Offense	15	40.2
401.0	28	Total Defense	28t	374.3
250.2	16	Passing Defense	15	238.5
150.8	32	Rushing Defense	28	135.7
23.8	18	Scoring Defense	17t	23.7
10	17t	Sacks	16t	23
33.3	6	Third Down Defense	12	37.6
4	26t	Takeaways	4t	21
11	28t	Giveaways	8t	12

BREAKING DOWN THE DOLPHINS ROSTER:

The Dolphins currently have 53 players on their roster. Here is how the Dolphins' current 53-man roster breaks down:

- There are 24 offensive players, 26 defensive players and three specialists.
- Of the 53 players on Miami's roster, **20 of them (37.7 pct.) were drafted by the Dolphins.**
- Miami also has eight undrafted college free agents on the roster that began their NFL careers with the Dolphins, bringing the total to **28 of the 53 players (52.8 pct.) that began their NFL careers with the Dolphins.**
- Of Miami's 53 players, **18 of them (34.0 pct.) were not selected in the NFL draft.**
- A total of **38 of the 53 players (71.7 pct.) are 28 years old or younger.**

THE DOLPHINS ROSTER:

BY DRAFT ROUND:

ROUND	NO.
1st	8 players
2nd or 3rd	11 players
4th or 5th	11 players
6th or 7th	5 players
Undrafted	18 players

BY EXPERIENCE:

YEARS	NO.
Rookie-1	11 players
2-3	15 players
4-5	9 players
6-9	11 players
10-plus	7 players

BY AGE:

AGE	NO.
22-24	21 players
25-28	17 players
29-32	9 players
33-plus	6 players

* Rosters as of print date (9/3/17) and all ages as of kickoff date (9/4/17)



OFFENSE NOTES

AJAYI'S 2016 SEASON AMONG DOLPHINS BEST

RB Jay Ajayi completed one of the best seasons by a running back in Dolphins history in 2016. He finished the year with 1,272 rushing yards, the third-most in team history and most since RB Ricky Williams rushed for 1,372 yards in 2003. Ajayi became just the fourth NFL running back since 2014 to rush for at least 1,250 yards in his first or second NFL season, joining Dallas' Ezekiel Elliott (2016), Chicago's Jordan Howard (2016) and Pittsburgh's Le'Veon Bell (2014). Here is a look at how Ajayi's season ranked in Dolphins history:



THE 200-YARD MAN

RB Jay Ajayi rushed for 200 yards in three contests in 2016, including back-to-back games in Week 6 and Week 7, becoming one of only four players to accomplish that feat in NFL history. Two of his 200-yard games came against the Buffalo Bills while the other was vs. the Pittsburgh Steelers. He earned AFC Offensive Player of the Week honors for all three performances.

MORE ON AJAYI'S 200-YARD GAMES

RB Jay Ajayi joined O.J. Simpson (1973 and 1976), Earl Campbell (1980) and Ricky Williams (2002) as the only players in NFL history to rush for 200-plus yards in consecutive games, when he did so in Weeks 6 and 7.

He became one of just four NFL players to ever rush for 200 yards at least three times in the same season. The others to do so are Earl Campbell (1980, four times), O.J. Simpson (1973, three times) and Tiki Barber (2005, three times).

Ajayi rushed for 420 yards in two games against Buffalo in 2016, the fourth-highest rushing total against one team in a single season, trailing Jamal Lewis (500 vs. Cleveland in 2003), O.J. Simpson (469 vs. New England in 1973) and LaDainian Tomlinson (430 vs. Oakland in 2003).

1,000-YARD DUO

RB Jay Ajayi and WR Jarvis Landry each topped 1,000 yards for the 2016 season in the team's Week 15 win at the N.Y. Jets. It marked just the second time a Dolphins team had a 1,000-yard rusher and a 1,000-yard receiver in the same season (2011 - RB Reggie Bush rushed for 1,086 yards and WR Brandon Marshall posted 1,124 receiving yards).

LANDRY HIT 1,000 YARDS AND 90 RECEPTIONS

WR Jarvis Landry finished the 2016 season with 1,136 receiving yards, good for the eighth-most in single-season team history. Landry became the first Dolphins wide receiver to top 1,000 yards in back-to-back seasons since Brian Hartline did in 2012 and 2013 and was the sixth Dolphins wide out to ever post consecutive 1,000-yard seasons (Mark Clayton, Mark Duper, Irving Fryar, Brian Hartline and Brandon Marshall). He totaled 1,157 receiving yards last year.

With 94 receptions in 2016, Landry ranked No. 4 in single-season team history. He now owns three of the franchise's top six single-season reception marks, including the team record of 110 he set in 2015:

MOST RECEPTIONS IN A SINGLE SEASON IN TEAM HISTORY

RNK	PLAYER	YEAR	RECEPTIONS
1.	JARVIS LANDRY	2015	110
2.	JARVIS LANDRY	2016	94
3.	O.J. McDuffie	1998	90
4.	Mark Clayton	1988	86
5.	Brandon Marshall	2010	86
6.	JARVIS LANDRY	2014	84

LANDRY ON THIRD DOWN

WR Jarvis Landry tied for seventh in the league with 26 third-down receptions in 2016. The reliable target had 335 yards on third downs, the ninth-best mark in the NFL that season.

MOST RUSHING YARDS IN A SINGLE SEASON - DOLPHINS HISTORY

RK	PLAYER	YEAR	ATT	YDS	AVG	TD
1.	Ricky Williams	2002	383	1,853	4.84	16
2.	Ricky Williams	2003	392	1,372	3.50	9
3.	JAY AJAYI	2016	261	1,272	4.87	8
4.	Delvin Williams	1978	272	1,258	4.63	8
5.	Lamar Smith	2000	309	1,139	3.69	14

AJAYI IN THE FINAL 11 GAMES

A big reason for Miami's success in winning nine of its final 11 regular season games in 2016 was the emergence of RB Jay Ajayi. The back totaled 229 carries for 1,155 yards (5.0 avg.) and six touchdowns during the last 11 games and had four 100-yard games, including three 200-yard contests.

From Week 6 through the end of the 2016 season, Ajayi led the NFL in rushing yards (1,155) and tied for the lead in 10-plus yard runs (36). He was third in first down carries (52) and sixth in yards per carry (5.0).

Ajayi performed against some of the best run defenses in the league. Seven of Miami's final 11 regular season games of 2016 came against teams ranked among the top 15 rush defenses in the NFL (New England No. 3; Baltimore No. 5; Arizona No. 9; San Diego No. 10; N.Y. Jets No. 11 [twice]; and Pittsburgh No. 13).

THREE OF THE BEST RUSHING EFFORTS IN TEAM HISTORY

In 2016, RB Jay Ajayi produced three of the top six rushing performances in the Dolphins' illustrious 51-year history. His rushing totals rank No. 3, No. 5 and No. 6 all-time in team history.

MOST RUSHING YARDS IN A SINGLE GAME - DOLPHINS HISTORY

RK	PLAYER	DATE	OPP	ATT	YDS	AVG	TD
1.	Ricky Williams	12/1/02	at Buf.	27	228	8.4	2
2.	Ricky Williams	12/9/02	Chi.	31	216	7.0	2
3.	JAY AJAYI	10/23/16	BUF.	28	214	7.6	1
4.	Lamar Smith	12/30/00*	Ind.	40	209	5.2	2
5.	JAY AJAYI	12/24/16	at BUF.	32	206	6.4	1
6.	JAY AJAYI	10/16/16	PIT.	25	204	8.2	2

* AFC Wild Card game



OFFENSE NOTES

CUTLER ARRIVES IN MIAMI

QB Jay Cutler arrives in Miami after spending the past eight seasons (2009-16) with Chicago. During his time with the Bears, **Cutler set every major Bears passing record**, including passing yards and passer rating:

BEARS ALL-TIME CAREER PASSING LEADERS

RNK	PLAYER	YEARS	YARDS
1.	JAY CUTLER	2009-16	23,443
2.	Sid Luckman	1939-50	14,686
3.	Jim Harbaugh	1987-93	11,567

BEARS ALL-TIME CAREER PASSER RATING LEADERS (min. 1,500 att.)

RNK	PLAYER	YEARS	RTG
1.	JAY CUTLER	2009-16	85.2
2.	Erik Kramer	1994-98	80.7
3.	Jim McMahon	1982-88	80.4

“ I think Cutler does a really good job of making sure everybody understands the way he wants things to go. **I think that's super important for the quarterback position.** We have to have an understanding of how he wants us to run the route, what he's looking for and when, situationally. He's done a really good job of coming in and letting us know, 'Hey, this is what I expect. This is what I'm looking for.' ”
- Tight End Julius Thomas

DOLPHINS QBs WERE NFL'S BEST IN RED ZONE IN 2016

Not only was **QB Ryan Tannehill** effective in the red zone during the 2016 season, but so was **QB Matt Moore**. In fact, **the two Dolphins quarterbacks led the NFL in passer rating inside the red zone** and new addition **Jay Cutler was fifth in the statistic.**

HIGHEST RED ZONE PASSER RATING (2016; MIN. 6 ATT.)

RNK	PLAYER	TM	CMP	ATT	YDS	TD	INT	RTG
1.	RYAN TANNEHILL	MIA.	30	44	224	11	0	119.7
2.	MATT MOORE	MIA.	7	7	19	4	0	118.8
3.	Paxton Lynch	Den.	6	9	39	2	0	115.3
4.	Colin Kaepernick	SF	19	32	185	13	0	115.2
5.	JAY CUTLER	CHI.	8	13	68	3	0	114.7

BIG PLAY DOLPHINS

The Dolphins had many big 50-plus yard plays during the 2016 season and if the 2017 preseason was any indication, that should continue this year. **Miami hit on four passing plays of 50-plus yards this preseason** - a 99-yard score by **WR Damore'ea Stringfellow**, a 72-yard play by **WR DeVante Parker**, a 69-yard score by **WR Jakeem Grant** and a 65-yard touchdown from Grant. In 2016, the Dolphins completed a 50-plus yard pass in nine of its 16 games and **QB Ryan Tannehill** tied for the NFL lead with seven games with a 50-plus yard completion.

THE DOLPHINS WERE EFFICIENT LAST YEAR

The Dolphins were **second in the AFC in yards per play in 2016**, averaging 5.84 yards per snap. They gained 5,324 yards on 912 plays and ranked No. 7 in the NFL in the statistic. Miami was also No. 2 in the AFC in yards per play on first down, averaging 5.73 yards per first-down snap.

STILLS THIRD IN NFL IN YARDS PER RECEPTION IN 2016

WR Kenny Stills was a big-play threat for the Dolphins in 2016, catching 42 passes for 726 yards (17.3 avg.) and nine touchdowns. **His 17.3 yards per reception average was third in the NFL** behind New England's Chris Hogan (17.9) and Washington's DeSean Jackson (17.9).

YARDS PER RECEPTION LEADERS (2016)

RNK	PLAYER	TEAM	REC	YDS	TD	AVG
1.	Chris Hogan	NE	38	680	4	17.9
2.	DeSean Jackson	Was.	56	1,005	4	17.9
3.	KENNY STILLS	MIA.	42	726	9	17.3
4.	Julio Jones	Atl.	83	1,409	6	17.0

BOOMER SOONER

WR Kenny Stills caught a career-high nine touchdowns in 2016, which tied for sixth in the NFL. Three of his touchdowns were on plays of 50 yards or greater. According to NFL Network, **Stills is the first Dolphins player to have three touchdown catches of 50-plus yards in the same season since WR Mark Duper did in 1986.**



A CAREER OF BIG PLAYS

WR Kenny Stills has made a living making the big play. In his five-year NFL career, Stills has hauled in 164 passes for 2,738 yards (16.7 avg.). **His 16.7 yards per reception average is fourth-best in the NFL in that span** (min. 100 receptions):

HIGHEST AVERAGE PER RECEPTION IN THE NFL (2013-PRESENT)

RNK	PLAYER	TEAMS	REC	YDS	AVG
1.	DeSean Jackson	Phi./Was.	224	4,034	18.0
2.	Josh Gordon	Cle.	111	1,949	17.6
3.	Torrey Smith	Bal./SF/Phi.	167	2,825	16.9
4.	KENNY STILLS	NO/MIA.	164	2,738	16.7
5.	Sammy Watkins	Buf./LAR	153	2,459	16.1

THOMAS CATCHES TOUCHDOWNS

A new addition to the Dolphins offensive attack this season is **TE Julius Thomas**, who the Dolphins acquired in a trade with Jacksonville on March 9, 2017. Thomas brings the team a big red zone threat, as the tight end has caught 33 touchdowns since he became an NFL starter in 2013 for Denver. **His 33 touchdowns since 2013 are second-most among all NFL tight ends:**

NFL TIGHT END TD RECEPTION LEADERS (2013-PRESENT)

RNK	PLAYER	TEAMS	REC	YDS	TD
1.	Jimmy Graham	NO/Sea.	284	3,632	34
2.	JULIUS THOMAS	DEN./JAX./MIA.	184	2,013	33
3.	Rob Gronkowski	New England	218	3,432	30
4.	Antonio Gates	SD/LAC	255	2,871	28
5.	Delanie Walker	Ten.	282	3,349	23



DEFENSE NOTES

AN INCREDIBLE COMEBACK: CAMERON WAKE

During the 2016 season, **DE Cameron Wake had one of the most impressive comebacks in the NFL.** Coming off an Achilles injury in 2015 and at 34 years young, Wake was dominant.

In 2016, **Wake was third in the AFC and tied for sixth in the NFL with 11.5 sacks.** Since Wake became a starter for the Dolphins in Week 6 last year, **he was second in the NFL with 10.5 sacks and helped Miami win nine of its final 11 regular season games.**

Wake was tied for second in the AFC and tied for third in the NFL with five forced fumbles in 2016. **He has nine forced fumbles since 2015, the most in the NFL during that span,** despite playing just seven games in 2015.

Since joining the Dolphins in 2009, Wake has compiled four double-digit sack campaigns, seven straight seasons of seven-plus sacks and is **second in team history in all-time career sacks,** behind Hall of Famer Jason Taylor.

Here is a look at the Dolphins' all-time career sack leaders:

DOLPHINS ALL-TIME CAREER SACK LEADERS

RNK	PLAYER	YEARS	SACKS
1.	Jason Taylor	1997-07, 09, 11	131.0
2.	CAMERON WAKE	2009-16	81.5
3.	Bill Stanfill	1969-76	69.5

Wake is also one of the best undrafted pass rushers in NFL history. With 81.5 career sacks, he is **tied for second in NFL history** (since sacks were recognized as an official statistic in 1982) **for most career sacks by players who were undrafted:**

NFL ALL-TIME CAREER SACK LEADERS (UNDRAFTED PLAYERS)

RNK	PLAYER	YEARS	SACKS
1.	John Randle	1990-2003	137.5
2.	CAMERON WAKE	2009-16	81.5
	James Harrison	2004-16	81.5
4.	Chris Clemons	2004-15	69.0

* Supplemental Draft picks not included

Wake's consistency has placed him among the NFL's elite pass rushers. Since he entered the league in 2009, **he is second in the NFL in sacks:**

NFL SACK LEADERS (2009-PRESENT)

RNK	PLAYER	TEAMS	SACKS
1.	DeMarcus Ware	Dal./Den.	85.0
2.	CAMERON WAKE	MIAMI	81.5
3.	Jared Allen	Min./Chi.	78.5

Wake reached the double-digit sack mark in the Week 15 win at the N.Y. Jets. It was the fourth season in Wake's career that he has reached double-digit sacks, and he is **one of three NFL players in the past decade to have 10-plus sacks at age 34 or older,** joining DE/LB Julius Peppers (2015) and DE John Abraham (2012-13).

With his first career interception and a forced fumble in Week 15 at the N.Y. Jets, **Wake became the first Dolphins defensive lineman since DE Jason Taylor in 2006 to have an interception and forced fumble in the same game.**

SACKS BY SUH

DT Ndamukong Suh is second among all NFL defensive tackles in sacks since he entered the league in 2010. With five sacks in 2016, Suh was **tied for 10th in the NFL in sacks by a defensive tackle.**

Here is a look at how Suh's sacks stack up since he entered the league in 2010:

MOST SACKS BY NFL DEFENSIVE TACKLES (2010-PRESENT)

RNK	PLAYER	TEAMS	SACKS
1.	Geno Atkins	Cin.	52.0
2.	NDAMUKONG SUH	DET./MIA.	47.0
3.	Gerald McCoy	TB	42.5
4.	Marcell Dareus	Buf.	34.0
5.	Jurrell Casey	Ten.	33.0

STUFFS BY SUH

Not only is **DT Ndamukong Suh** a great interior pass rusher, but the Nebraska product also disrupts rushing plays behind the line of scrimmage. Since he entered the NFL as a first-round pick in 2010, Suh **leads all interior defensive linemen with 48.5 stuffs.** A stuff is defined as any tackle of a ball carrier behind the line of scrimmage during a rushing attempt.

MOST STUFFS BY INTERIOR DEFENSIVE LINEMEN (2010-PRESENT)

RNK	PLAYER	TEAMS	STUFFS
1.	NDAMUKONG SUH	DET./MIA.	48.5
2.	Kyle Williams	Buffalo	35.0
3.	Aaron Donald	STL/LAR	34.0
4.	Geno Atkins	Cincinnati	32.5
5.	Paul Soliai	Mia./Atl./Car.	32.0

SUH CONSISTENTLY MAKES STOPS

DT Ndamukong Suh topped 350 career tackles during the 2016 season. Since he entered the NFL in 2010, **Suh leads all defensive tackles with 371 total tackles.**

Suh set a new career high and was third among all interior defensive linemen in total tackles in 2016 with 72 (41 solo). He **finished among the top five** in total tackles by an NFL interior defensive lineman for **the third consecutive season.**



“ The guy is amazing. **He teaches me a lot.** When he talks to (Defensive Line) Coach Terrell Williams, they talk about things that I’m just sitting over there (picking their ears) and learning each and every day. I try to get in their business, get in their conversations, see what new techniques they’re learning, and things like that. ”
- DT Davon Godchaux on DT Ndamukong Suh



DEFENSE NOTES

DOLPHINS DEFENSE WAS ONE OF THE NFL'S BEST ON THIRD DOWN IN 2016

The Dolphins defense is designed to be an attacking-style front that thrives on critical plays and they did just that in 2016. Miami's defense **finished fourth in the NFL in third-down conversion percentage**, holding the opposition to just a 36.2 percent success rate on third downs, **more than three percentage points better than the league average of 39.7.**

AN OPPORTUNISTIC DEFENSE

The Dolphins had a streak of seven straight games with a takeaway last season from Week 9 to Week 15. **It was the team's longest takeaway streak in a single season since 2013**, when they forced a turnover in each of the team's first 15 games.

During the seven-game streak, the Dolphins forced 19 turnovers. It was **the most turnovers in a seven-game span for the Dolphins since they forced 19 in seven games from Nov. 7 to Dec. 26, 2004.**



LB Kiko Alonso returned an interception 60 yards with 1:01 remaining to defeat the San Diego Chargers on Nov. 13, 2016

MAXWELL AMONG LEAGUE LEADERS LAST YEAR

CB **Byron Maxwell** put up one of the best statistical seasons by a cornerback in the NFL in 2016. He totaled 53 tackles (43 solo), two interceptions, four forced fumbles and 15 passes defended despite only playing 13 games.

His **15 passes defended were a career high for the sixth-year pro and tied for 13th in the NFL.** They are the most by a Dolphins player since 2008 (CB Andre Goodman).

The four forced fumbles were also a career high, tied for seventh in the NFL and **the most by a Dolphins defensive back in franchise history. He had more forced fumbles than any other cornerback in the NFL** and the most by an NFL cornerback since Charles Tillman had 10 in 2012.



HAYES AMONG NEW DOLPHINS ADDITIONS

DE William Hayes was acquired by the Dolphins in a trade with the Los Angeles Rams on March 10, 2017. The defensive end brings a reputation of setting the edge against the run and is one of the most experienced defensive linemen in the NFL.



Hayes is among the NFL's top 25 active defensive linemen career leaders in several categories. **He ranks No. 14 in tackles (313), No. 15 in games played (124) and No. 22 in sacks (34.5).**

TIMMONS' START AND GAMES PLAYED STREAKS

LB Lawrence Timmons has started 101 consecutive games, dating back to Dec. 5, 2010. His 101 consecutive games started streak is the longest current streak by any linebacker in the NFL:

MOST CONSECUTIVE GAMES STARTED BY NFL LB (CURRENT)

RNK	PLAYER	TEAMS	CONS. GS
1.	LAWRENCE TIMMONS	PIT./MIA.	101
2.	Ryan Kerrigan	Washington	96
	Connor Barwin	Hou./Phi./LAR	96

LB Lawrence Timmons has played in 120 consecutive games, dating back to Nov. 15, 2009. His 120 consecutive games played streak is the longest among NFL linebackers:

MOST CONSECUTIVE GAMES PLAYED BY NFL LB (CURRENT)

RNK	PLAYER	TEAMS	CONS. GP
1.	LAWRENCE TIMMONS	PIT./MIA.	120
2.	Vincent Rey	Cincinnati	98
3.	Ryan Kerrigan	Washington	96
	Connor Barwin	Hou./Phi./LAR	96

ALONSO AMONG AFC'S LEADING TACKLERS IN 2016

LB Kiko Alonso adapted to Miami's defense and Latin culture very quickly after being traded to the team in the 2016 offseason. In his first year with the Dolphins, **Alonso was ninth in the AFC and led the team with 115 tackles.** New teammate **LB Lawrence Timmons** tied for 10th in the AFC.

MOST TOTAL TACKLES IN THE AFC (2016)

RNK	PLAYER	TEAM	TOTAL	SOLO	ASST
1.	Zach Brown	Buffalo	149	97	52
2.	Christian Kirksey	Cleveland	143	93	50
3.	Preston Brown	Buffalo	135	76	59
4.	Paul Posluszny	Jacksonville	132	96	36
5.	Zach Orr	Baltimore	130	89	41
6.	Bernardrick McKinney	Houston	129	79	50
7.	Johnathan Cyprien	Jacksonville	127	97	30
8.	Telvin Smith	Jacksonville	118	98	20
9.	KIKO ALONSO	MIAMI	115	69	46
10.	Karlos Dansby	Cincinnati	114	69	45
	L. TIMMONS	PIT.	114	78	36



SPECIAL TEAMS NOTES

THOMAS AND HULL LED NFL ON SPECIAL TEAMS

S Michael Thomas tied for the NFL lead with **19 special teams tackles** in 2016. Thomas is **second in the NFL in special teams tackles (43) since 2014**, his first full season in the league. In 2015, Thomas was named a first-team All Pro on special teams by Pro Football Focus.

LB Mike Hull was third in the NFL with 18 special teams tackles in 2016.



AIKENS' BIG PLAYS

S Walt Aikens made game-changing plays in consecutive weeks during the 2016 season to help the Dolphins defeat Arizona in Week 14 and the N.Y. Jets in Week 15. In the fourth quarter vs. Arizona, Aikens returned a blocked PAT all the way to the end zone for a 2-point defensive conversion. The play extended Miami's lead to eight and the Dolphins won the game with a field goal as time expired. **It was the first 2-point defensive conversion in Dolphins history.**

In the Week 15 win at the N.Y. Jets, Aikens blocked a punt early in the third quarter and returned it 11 yards for a touchdown to give the Dolphins a two-score lead that they would not relinquish. **It was Miami's first blocked punt return for a touchdown since 2012.**

KENYAN'S KICKOFF RETURNS

Including the 2016 playoffs, **RB Kenyan Drake** tied the franchise record with **three kickoff returns of at least 50 yards (96t, 78, 58) in 2016**. **S Brock Marion** (1999) and **RB Marcus Thigpen** (2012) also had three kickoff returns of at least 50 yards in the same season.

Drake **returned a kickoff for a 96-yard touchdown to win the game in Week 9 vs. the N.Y. Jets**, had a 78-yard kickoff return in Week 12 vs. San Francisco and posted a 58-yard kickoff return in the AFC Wild Card game at Pittsburgh.

MIGHTY MOUSE

WR Jakeem Grant scored his **first NFL touchdown** in Week 5 of his rookie season (2016), when **he took a punt return 74 yards** to tie the game in the second quarter vs. Tennessee. It was **the seventh-longest punt return in team history** and **the fourth-longest punt return by a rookie**. He was one of just three AFC players (Houston WR Will Fuller and Kansas City WR Tyreek Hill) to return a punt for a touchdown in 2016.

PUNTING IT AWAY FROM LANDRY AND GRANT

The threat of **WR Jarvis Landry** or **WR Jakeem Grant** breaking a long punt return caused opponents to try and alter their punting strategy against the Dolphins in 2016. With hangtime and direction more important than distance, **opposing punters had the lowest gross punting average in the NFL when playing the Dolphins last year**. Miami's opponents averaged just 41.8 yards per punt, well below the 45.3 league average.

TOP 10 UNITS

The Dolphins had several top 10 special teams units in 2016. On Dolphins kickoffs, **opponents averaged starting field possession at the 24.4-yard line, the 10th-best mark in the league**. On opposing kickoffs, **the Dolphins started, on average, at the 25.3-yard line, the eighth-best mark**. When opponents punted to the Dolphins, **they averaged just 37.4 net yards per punt, which placed the Dolphins third in the league**.

PARKEY FROM LONG RANGE

Miami signed **K Cody Parkey** on Sept. 3 to take over placekicking duties and Parkey has a track record for being accurate on long kicks. He is 5-for-5 all-time when kicking 50-plus yard field goals and **is the only NFL kicker since he entered the NFL in 2014 to be perfect on 50-plus yard kicks**.

50+ YARD FIELD GOAL PERCENTAGE LEADERS (2014-PRESENT)

RNK	PLAYER	TEAM	FGM	FGA	PCT
1.	CODY PARKEY	PHI./CLE./MIA.	5	5	100.0
2.	Josh Brown	NYG	7	8	87.5
3.	Matt Prater	Det.	15	18	83.3
4.	Adam Vinatieri	Ind.	14	17	82.4
5.	Stephen Hauschka	Sea.	9	11	81.8

THE DENNEY STREAK

LS John Denney enters his **13th NFL regular season** this year at 38 years old. Denney has been Miami's long snapper for every game dating back to 2005 - **a consecutive games streak that spans 192 regular season contests**. That streak is the **longest in Dolphins history** and is tied for the fourth longest among all active NFL players.

Denney is also **fourth in team history with 192 games played**. He is just four games behind **G Bob Kuechenberg** (196) and trails **Hall of Fame DE/LB Jason Taylor** by 12 games played (204).

MOST CONSECUTIVE GAMES PLAYED IN DOLPHINS HISTORY

RNK	PLAYER	CONS. GP	STREAK
1.	JOHN DENNEY	192*	1ST (2005) - 16TH (2016)
2.	Jason Taylor	130	15th (1999) - 16th (2007)
3.	Jim Langer	128	10th (1970) - 9th (1979)

* active streak

MOST CONSECUTIVE GAMES PLAYED, ACTIVE NFL LEADERS

RNK	PLAYER	TEAM	POS	CONS. GP
1.	Shane Lechler	Oak./Hou.	P	238
2.	Jason Witten	Dallas	TE	219
3.	Eli Manning	N.Y. Giants	QB	199
4.	JOHN DENNEY	MIAMI	LS	192
	Donnie Jones	Mia./STL/Hou./Phi.	P	192

THE 38-YEAR-OLD LONG SNAPPER

When **LS John Denney** takes the field this week against the Buccaneers, he will be 38 years, 271 days old. **He will become the third-oldest Dolphins player to see action in a game**. Listed below are the ages of Dolphins players when they played in their final game with the team:

OLDEST PLAYERS TO PLAY IN A GAME FOR THE DOLPHINS

RNK	PLAYER	YRS	DAYS
1.	Earl Morrall	42	208
2.	Steve DeBerg	39	334
3.	JOHN DENNEY	38	271#
4.	Keith Traylor	38	111
5.	Dan Marino	38	109



Age on Sept. 10, 2017



WHAT TO LOOK FOR IN 2017

RB JAY AJAYI...

- Has 1,459 career rushing yards. Needs 541 rushing yards to reach 2,000 and 1,041 to reach 2,500 in his career.
- Has 1,459 career rushing yards. Can move into the team's all-time top 10 rushing leaders with 1,173 yards.
- With 1,000 yards rushing, can become the third player in Dolphins history to rush for 1,000 yards in back-to-back seasons, joining Ricky Williams (2002-03) and Larry Csonka (1972-73).

S NATE ALLEN...

- Has played in 93 games. Needs to play in seven games to reach 100 in his career.
- Has 355 total tackles. Needs 45 tackles to reach 400 in his career.
- Has 13 interceptions. Needs two interceptions to reach 15 in his career.

LB KIKO ALONSO...

- Has 317 total tackles. Needs 83 tackles to reach 400 in his career.
- Has seven interceptions. Needs three interceptions to reach 10 in his career.

DE ANDRE BRANCH...

- Has 139 total tackles. Needs 61 tackles to reach 200 in his career.
- Has 19.5 sacks. Needs 0.5 sacks to reach 20.0 and 5.5 sacks to reach 25.0 in his career.

QB JAY CUTLER...

- Has started 139 games. Needs 11 starts to reach 150 in his career.
- Has 4,491 pass attempts. Needs 509 pass attempts to reach 5,000 in his career.
- Has 2,782 completions. Needs 218 completions to reach 3,000 in his career.
- Has 32,467 passing yards. Needs 2,533 passing yards to reach 35,000 in his career.

LS JOHN DENNEY...

- Extending his consecutive games played streak, which currently stands at a franchise-record 192, having played in every game in his 12-year career.
- Has played in 192 games. Needs to play in five games to surpass Bob Kuechenberg (196) for third place and 13 games to surpass Jason Taylor (204) for second place in team history for most games played.

RB KENYAN DRAKE...

- Has one kickoff return touchdown. Needs one kickoff return touchdown to tie for second (Ted Ginn, Jr.) in all-time team history and one kickoff return touchdown to join Mercury Morris (1969-71) as the only Dolphins to return kickoffs for touchdowns in consecutive seasons.

TE ANTHONY FASANO...

- Has 2,104 receiving yards as a Dolphin. Needs 352 receiving yards to surpass Bruce Hardy (2,455) for second place in team history among tight ends.
- Has 23 receiving touchdowns as a Dolphin. Needs three receiving touchdowns to surpass Bruce Hardy (25) and become the team's all-time leader among tight ends.
- Has 287 receptions. Needs 13 receptions to reach 300 in his career.
- Has 3,171 receiving yards. Needs 329 receiving yards to reach 3,500 in his career.
- Has 35 touchdown receptions. Needs five touchdown receptions to reach 40 in his career.
- Has played in 164 games. Needs to play in 11 games to become just the 36th NFL tight end to play in 175 career games.

WR JAKEEM GRANT...

- Has one punt return touchdown. Needs one punt return touchdown to tie the all-time team lead (Freddie Solomon, Tom Vigorito, O.J. McDuffie) and one punt return touchdown to join Freddie Solomon (1975-76) and Tom Vigorito (1981-82) as the only Dolphins to return punts for touchdowns in consecutive seasons.

TE MarQUEIS GRAY...

- Has played in 45 games. Needs to play in five games to reach 50 in his career.

DE WILLIAM HAYES...

- Has 46 starts. Needs to start four games to reach 50 in his career.
- Has 313 tackles. Needs 37 tackles to reach 350 in his career.
- Has 34.5 sacks. Needs 5.5 sacks to reach 40.0 in his career.

T JA'WUAN JAMES...

- Has played in and started 39 games. Needs to play in and start 11 games to reach 50 in his career.

S RESHAD JONES...

- Has played in 94 games. Needs to play in six games to reach 100 in his career.
- Has 9.0 sacks. Needs 2.5 sacks to surpass Jeremiah Bell (11) and become the team's all-time leader for most sacks by a defensive back.
- Has 442 tackles. Needs 58 tackles to reach 500 in his career.
- Has 16 interceptions. Needs four interceptions to reach 20 in his career.
- Has 40 passes defended. Needs 10 passes defended to reach 50 in his career.

WR JARVIS LANDRY...

- Has 288 receptions, tied for the most by any NFL player in his first three seasons. Needs 55 receptions to surpass Anquan Boldin (342) for the most receptions by an NFL player in his first four seasons and 12 receptions to reach 300 in his career.
- Has two consecutive 1,000-yard seasons. Needs 1,000 receiving yards to become the first player in Dolphins history with three consecutive 1,000-yard seasons.
- Has 3,051 receiving yards. Needs 949 receiving yards to reach 4,000 for his career.
- Has 13 receiving touchdowns. Needs seven touchdown receptions to reach 20 for his career.

LB REY MAUALUGA...

- Has 114 games played. Needs nine games played to reach 125 in his career.
- Has 580 total tackles. Needs 20 tackles to reach 600 and 70 tackles to reach 650 in his career.
- Has seven interceptions. Needs three interceptions to reach 10 in his career.
- Has 22 passes defended. Needs three passes defended to reach 25 in his career.

CB BYRON MAXWELL...

- Has 44 starts. Needs six starts to reach 50 in his career.
- Has 187 total tackles. Needs 13 tackles to reach 200 in his career.
- Has 10 interceptions. Needs five interceptions to reach 15 in his career.

CB BOBBY McCAIN...

- Has 66 total tackles. Needs 34 tackles to reach 100 in his career.



WHAT TO LOOK FOR IN 2017

QB MATT MOORE...

- Has played in 45 games. Needs to play in five games to reach 50 in his career.
- Has 6,077 passing yards. Needs 923 passing yards to reach 7,000 in his career.
- Has 41 passing touchdowns. Needs nine passing touchdowns to reach 50 in his career.

WR DeVANTE PARKER...

- Has 1,238 receiving yards. Needs 762 receiving yards to reach 2,000 in his career.
- Has 82 receptions. Needs 18 receptions to reach 100 in his career.
- Has seven receiving touchdowns. Needs three receiving touchdowns to reach 10 in his career.

K CODY PARKEY...

- Has 55 field goals made. Needs 20 field goals made to reach 75 in his career.
- Has 81 extra points made. Needs 19 extra points made to reach 100 in his career.
- Has 246 points scored. Needs 4 points to reach 250 and 54 points to reach 300 in his career.

WR KENNY STILLS...

- Has played in 63 games. Needs to play in 12 games to reach 75 in his career.
- Has 40 starts. Needs 10 starts to reach 50 in his career.
- Has 164 receptions. Needs 36 receptions to reach 200 in his career.
- Has 2,738 receiving yards. Needs 262 receiving yards to reach 3,000 in his career.
- Has 20 receiving touchdowns. Needs five receiving touchdowns to reach 25 in his career.

DT NDAMUKONG SUH...

- Has played in 110 games. Needs to play in 15 games to reach 125 in his career.
- Has 110 starts. Needs 15 starts to reach 125 in his career.
- Extending his consecutive games started streak, which currently stands at 83. The current mark is second among all active NFL defensive tackles (Domata Peko, 112).
- Has 371 total tackles. Needs 29 tackles to reach 400 in his career.
- Has 47.0 sacks. Needs three sacks to reach 50 in his career.
- Has 26 passes defended. Needs four passes defended to reach 30 in his career.

TE JULIUS THOMAS...

- Has 41 starts. Needs nine starts to reach 50 in his career.
- Has 2,018 receiving yards. Needs 482 receiving yards to reach 2,500 in his career.
- Has 33 receiving touchdowns. Needs seven receiving touchdowns to reach 40 in his career.
- Has two seasons with 10+ touchdown receptions. Needs 10 receiving touchdowns to become the fifth tight end in NFL history with three double-digit touchdown seasons (Antonio Gates, Jimmy Graham, Rob Gronkowski and Tony Gonzalez).

LB LAWRENCE TIMMONS...

- Extending his consecutive games started streak, which currently stands at 101, the most by an active NFL linebacker.
- Extending his consecutive games played streak, which currently stands at 120, the most by an active NFL linebacker.
- Has played in 158 games. Needs to play in 15 games to reach 173 and move into the NFL's top 100 for all-time games played by a linebacker.
- Has 952 total tackles. Needs 48 tackles to become just the 46th NFL player since 1994 to reach 1,000 career tackles.
- Has 35.5 sacks. Needs 4.5 sacks to reach 40.0 in his career.
- Has 13 forced fumbles. Needs two forced fumbles to reach 15 in his career.
- Has 12 interceptions. Needs three interceptions to reach 15 in his career.
- Has 42 passes defended. Needs eight passes defended to reach 20 in his career.

DE CAMERON WAKE...

- Has 96 starts. Needs four starts to reach 100 in his career.
- Has recorded 81.5 sacks in his Dolphins career. Needs 11.5 sacks to surpass Jason Taylor (92.5) for most sacks by a Dolphins player in the first nine seasons on the team.
- Has recorded five games with three-plus sacks in his career. Needs one game with three-or-more sacks to move into a tie for first place for the most games with three-plus sacks in franchise history, joining Jason Taylor (six games).
- Can become the 11th player in NFL history (since 1982) and just the third in the past 15 years (John Abraham and Julius Peppers) to record a double-digit sack season at the age of 35 or older.
- Has 276 total tackles. Needs 34 tackles to reach 300 in his career.
- Has 14 passes defended. Needs one pass defended to reach 15 in his career.
- Has 21 forced fumbles. Needs four forced fumbles to reach 25 in his career.

RB DAMIEN WILLIAMS...

- Has played in 47 games. Needs to play in three games to reach 50 in his career.
- Has scored eight touchdowns (three rushing and five receiving). Needs two touchdowns for 10 in his career.



RB Jay Ajayi is looking to become the third player in Dolphins history to rush for 1,000 yards in consecutive seasons



THE DOLPHINS VS. THE BUCCANEERS

A DOLPHINS WIN WOULD...

- Mark Miami's 10th victory in its past 12 regular season games after it finished the 2016 season winning nine of its last 11.
- Be Miami's fourth win in its past five season openers. Miami also won its first regular season game in 2013 (23-10 at Cleveland), 2014 (33-20 vs. New England) and 2015 (17-10 at Washington).
- Improve the Dolphins' all-time record in season openers to 28-23-1.
- Give QB Jay Cutler his seventh win in a season opener and improve his career Week 1 record to 7-4.

SERIES HISTORY

REGULAR SEASON: TIED AT 5-5

DATE	GAME
10/24/1976	Miami 23, at Tampa Bay 20
11/29/1982	at Tampa Bay 23, Miami 17
10/20/1985	at Miami 41, Tampa Bay 38
10/30/1988	Miami 17, at Tampa Bay 14
12/1/1991	at Miami 33, Tampa Bay 14
9/21/1997	at Tampa Bay 31, Miami 21
12/10/2000	Tampa Bay 16, at Miami 13
10/16/2005	at Tampa Bay 27, Miami 13
11/15/2009	at Miami 25, Tampa Bay 23
11/11/2013	at Tampa Bay 22, Miami 19



DE Cameron Wake had two tackles and sacked QB Josh Freeman in his first-ever game against the Buccaneers on Nov. 15, 2009.

CONNECTIONS

PRO CONNECTIONS

- Dolphins **CB Alterraun Verner** played for the Buccaneers from 2014-16. In three years with the Buccaneers, Verner played in 46 games, tallying 148 tackles and 5 interceptions in that span.
- Buccaneers **CB Brent Grimes** played for the Dolphins from 2013-15. In his three years with the Dolphins, he totaled 166 tackles and 13 interceptions.
- Dolphins **CB Alterraun Verner** played with Buccaneers **QB Ryan Fitzpatrick** for the Tennessee Titans in 2013. Fitzpatrick started 9 games for the Titans that season, while Verner had the best season of his career, leading the NFL with 22 passes defended and earning second team All-Pro honors.
- Dolphins **C/G Ted Larsen** (injured reserve) played with the Buccaneers during the 2010-13 seasons.
- Dolphins **S Nate Allen** and Buccaneers **WR DeSean Jackson** played together with the Philadelphia Eagles from 2010-13.
- Dolphins **TE Julius Thomas** played with Buccaneers **DE Robert Ayers** for the Denver Broncos from 2011-13 and **P Bryan Anger** for the Jacksonville Jaguars in 2015. Dolphins **DE Andre Branch** was part of the 2012 draft class with Anger and the pair played together for the Jaguars from 2012-15.
- Dolphins **Offensive Coordinator Clyde Christensen** and **Run Game Coordinator/Offensive Line Coach Chris Foerster** coached for the Buccaneers from 1996-2001. Foerster served as the offensive line coach for those six seasons, while Christensen served as tight ends coach (1996-98), quarterbacks coach (1999-2000), and offensive coordinator (2001). In 2001, Christensen led the Buccaneers offense to a 9-7 record and helped WR Keyshawn Johnson set the franchise high in receptions (106).
- Dolphins **Assistant to the Head Coach Jay Kaiser** served in a similar role for the Buccaneers (2009-11).
- Buccaneers **General Manager Jason Licht** started his career as an assistant in the Miami Dolphins scouting department in 1995. He spent the 1996 season as an offensive quality control coach.
- Buccaneers **Linebackers Coach Mark Duffner** served in the same role for the Dolphins from 2014-15.
- Buccaneers **Defensive Backs Coach Brett Maxie** served in the same role for the Dolphins in 2007.
- Dolphins **Defensive Coordinator Matt Burke** served as linebackers coach for the Bengals from 2014-15, while Buccaneers **Defensive Line Coach Jay Hayes** served as in the same role for the Bengals.

COLLEGE CONNECTIONS

- Dolphins **RB Kenyan Drake** played with Buccaneers **TE O.J. Howard** at Alabama from 2013-15. Dolphins **C/G Anthony Steen** also played at Alabama in 2013. The Crimson Tide won the national title in 2015.
- Dolphins **LB Lawrence Timmons** played with Buccaneers **LS Garrison Sanborn** at Florida State from 2004-06.
- Two Dolphins and two Buccaneers played at LSU: Dolphins **WR Jarvis Landry** (2011-13), **DT Davon Godchaux** (2014-16), and Buccaneers **LBs Kwon Alexander** (2012-14) and **Kendell Beckwith** (2013-16). Alexander (90), Beckwith (77), and Godchaux (40) combined for 207 tackles in 2014.
- Dolphins **CB Bobby McCain** and Buccaneers **TE Alan Cross** were part of the 2011 recruiting class at Memphis and played together from 2012-14.
- Dolphins **T Laremy Tunsil** played with Buccaneers **DE Channing Ward** at Mississippi from 2013-15.
- Dolphins **RB Damien Williams** and **DT Jordan Phillips** played with Buccaneers **LB Devante Bond** at Oklahoma in 2014.
- Dolphins **LB Mike Hull** played with Buccaneers **T Donovan Smith** at Penn State from 2011-2014. Buccaneers **WR Chris Godwin** also played for Penn State in 2014.
- Dolphins **C Jake Brendel** and Buccaneers **OL Caleb Benenoch** both served as starters on UCLA's offensive line from 2013-15.
- Dolphins **Running Backs Coach Danny Barrett** and Buccaneers **Offensive Line Coach George Warhop** played together at Cincinnati from 1981-82.
- Buccaneers **Quarterbacks Coach Mike Bajakian** served as Tennessee's offensive coordinator in Dolphins **T Ja'Wuan James'** final season in 2013.

HIGH SCHOOL/HOMETOWN CONNECTIONS

- Several Buccaneers players attended high school in Florida: **LB Lavonte David** (Miami Northwestern), **CB Javien Elliot** (Rutherford City), **LB Adarius Glanton** (Lake Gibson), **CB Vernon Hargreaves III** (Paul R. Wharton), **G Kevin Pamphile** (Miami Central), **CB Josh Robinson** (Plantation), **LS Garrison Sanborn** (Tampa Jesuit) and **WR Bernard Reedy** (Lakewood).



THE DOLPHINS VS. THE BUCCANEERS

SERIES FACTS (TEAM)

MIAMI'S LARGEST MARGIN OF VICTORY:

19 (at Miami 33, Tampa Bay 14, 12/1/91)

TAMPA BAY'S LARGEST MARGIN OF VICTORY:

14 (at Tampa Bay 27, Miami 13, 10/16/05)

CURRENT SERIES STREAK:

Tampa Bay 1 (11/11/13)

MIAMI'S LARGEST WIN STREAK:

3 (10/20/85 - 12/1/91)

TAMPA BAY'S LARGEST WIN STREAK:

3 (9/21/97 - 10/16/05)

MOST POINTS BY MIAMI:

41 (at Miami 41, Tampa Bay 38, 10/20/85)

MOST POINTS BY TAMPA BAY:

38 (at Miami 41, Tampa Bay 38, 10/20/85)

MOST POINTS, BOTH TEAMS:

79 (at Miami 41, Tampa Bay 38, 10/20/85)

FEWEST POINTS BY MIAMI:

13 (twice, last: at Tampa Bay 27, Miami 13, 10/16/05)

FEWEST POINTS BY TAMPA BAY:

14 (twice, last: at Miami 33, Tampa Bay 14, 12/1/91)

FEWEST POINTS, BOTH TEAMS:

29 (at Tampa Bay 16, Miami 13, 12/10/00)

DOLPHINS PLAYERS VS. THE BUCCANEERS

PLAYER	GP	RECORD	PASSING				
			A-C-I	YDS	PCT	TD	RTG
Jay Cutler	5	4-1	150-93-4	921	62.0	5	79.3
Matt Moore	3	2-1	60-35-3	460	58.3	3	78.5
TOTALS	8	6-2	210-128-7	1,381	61.0	8	79.1

PLAYER	GP	ATT	RUSHING				
			YDS	AVG	LG	TD	
Jay Cutler	5	9	43	4.8	16	0	
Matt Moore	3	3	1	0.3	2	0	
TOTALS	8	12	44	3.67	16	0	

PLAYER	GP	NO	RECEIVING				
			YDS	AVG	LG	TD	
Kenny Stills	4	8	184	23.0	76T	1	
Anthony Fasano	2	2	27	13.5	18	0	
Julius Thomas	1	2	20	10.0	15	0	
TOTALS	7	12	231	46.5	76T	1	

PLAYER	GP	DEFENSE							
		SOLO	ASST	SK	INT	PD	FF	FR	
Lawrence Timmons	2	11	5	1.0	0	1	0	0	
Nate Allen	3	11	3	0.0	0	0	0	0	
Ndamukong Suh	4	9	4	1.0	0	0	0	0	
William Hayes	6	9	2	2.0	0	1	0	2	
Kiko Alonso	2	6	1	0.0	0	0	0	0	
Reshad Jones	1	5	0	0.0	0	0	0	0	
Rey Mauluga	2	5	4	1.0	0	1	0	0	
Cameron Wake	2	4	0	1.0	0	0	0	0	
Byron Maxwell	2	3	1	0.0	0	0	0	0	
Alterraun Verner	1	1	0	0.0	0	0	0	0	
John Denney	3	1	0	0.0	0	0	0	0	
TOTALS	28	65	20	6.0	0	3	0	2	

SERIES SUPERLATIVES

DOLPHINS

RUSHING YARDS:

131, Mark Higgs, at Miami, 12/1/91

PASSING YARDS:

307, Dan Marino, at Miami, 12/1/91

RECEPTIONS:

11, Rishard Matthews, at Tampa Bay, 11/11/13

RECEIVING YARDS:

120, Rishard Matthews, at Tampa Bay, 11/11/13

BUCCANEERS

RUSHING YARDS:

127, Michael Pittman, at Tampa Bay, 10/16/05

PASSING YARDS:

365, Steve DeBerg, at Miami, 10/20/85

RECEPTIONS:

9, Mark Carrier, at Tampa Bay, 10/30/88

9, Joey Galloway, at Tampa Bay, 10/16/05

RECEIVING YARDS:

142, Mark Carrier, at Tampa Bay, 10/30/88



RB Jay Ajayi rushed nine times for 66 yards (7.3 avg.) in a preseason game vs. Tampa Bay on Sept. 3, 2015.



THE DOLPHINS VS. THE BUCCANEERS

HOW THEY COMPARE (2016)

BUCS		CATEGORY	DOLPHINS	
STAT	RNK		RNK	STAT
346.4	18	Total Offense	24	332.8
245.4	16	Passing Offense	26	218.8
101.0	24	Rushing Offense	9	114.0
22.1	18t	Scoring Offense	17	22.7
35	16t	Sacks Allowed	10	30
43.9	6	Third Down Offense	25	36.7
51.9	21	Red Zone Offense	15	55.3
367.9	23	Total Defense	29	382.6
250.8	22	Passing Defense	15	242.2
117.2	22	Rushing Defense	30	140.4
23.1	15	Scoring Defense	18	23.8
38	9t	Sacks	19t	33
34.4	1	Third Down Defense	4	36.2
58.0	25	Red Zone Defense	21t	56.9
29	3	Takeaways	11t	25
27	24t	Giveaways	17t	23

STATISTICAL LEADERS (2016)

CATEGORY	BUCS		DOLPHINS	
	PLAYER	STAT	PLAYER	STAT
Completion Pct.	J. Winston	60.8	R. Tannehill	67.1
Passing Yards	J. Winston	4,090	R. Tannehill	2,995
Passer Rating	J. Winston	86.1	M. Moore	105.6
Rushing Yards	J. Rodgers	560	J. Ajayi	1,272
Yards Per Carry	J. Rodgers	4.3	J. Ajayi	4.9
Rushing TDs	D. Martin	3	J. Ajayi	8
Receptions	M. Evans	96	J. Landry	94
Receiving Yards	M. Evans	1,321	J. Landry	1,136
Receiving TDs	M. Evans	12	K. Stills	9
Tackles	K. Alexander	145	K. Alonso	115
Sacks	G. McCoy	7.0	C. Wake	11.5
Interceptions	Two tied	4	T. Lippett	4
Forced Fumbles	L. David	4	C. Wake	5
Special Tms Tcks	J. Robinson	12	M. Thomas	19



S Reshad Jones had five solo stops, including one tackle for loss, in the last meeting with Tampa Bay on Nov. 11, 2013.



THE LAST MEETING

2013 - WEEK 10

NOV. 11, 2013 | TAMPA, FLA.
 RAYMOND JAMES STADIUM
 ATTENDANCE: 64,448 | TV: ESPN

SCORING SUMMARY

	1	2	3	4	F
Miami	0	7	12	0	19
Tampa Bay	10	5	0	7	22

MIAMI 19

TAMPA BAY 22

Ten days after fighting their way to an overtime victory at home on Halloween, the Miami Dolphins dropped a heartbreaker on the road to the Tampa Bay Buccaneers, 22-19.

Miami erased a 15-0 deficit to score 19 unanswered points behind a career night for second-year wide receiver Rishard Matthews but ran out of gas in the fourth quarter against a hungry Tampa Bay team. Bobby Rainey's 1-yard touchdown run early in the third quarter proved to be the difference and then back-to-back sacks of Dolphins quarterback Ryan Tannehill on the Dolphins' final drive sealed it.

Matthews caught 11 passes for 120 yards and two touchdowns, the first two of his career, to spark Miami's passing game after the Bucs shut down the run but it wasn't enough.

Tannehill finished 27-of-42 for 229 yards, two touchdowns and an interception on his final throw of the game on a 4th-and-28. Kicker Caleb Sturgis was 2-of-2 on field goals of 40 and 30 yards. Safety Jimmy Wilson had an interception in the third quarter.

Unfortunately, Miami's running game never could get going on the heels of its best performance of the season against the Cincinnati Bengals. Tampa Bay held the Dolphins to a franchise low two rushing yards and zero in the first half.

On the flip side, the Bucs rushed for 140 yards and a touchdown and second-year quarterback Mike Glennon completed 11-of-21 passes for a 139 yards and a 1-yard scoring toss to offensive lineman Donald Penn. Reserve running backs Brian Leonard and Bobby Rainey combined for 102 yards on 28 carries (Leonard had 57 on 20 attempts and Rainey added 45 on eight) after Mike James left the game with an ankle injury.

It was Rainey who came up with the big runs on Tampa Bay's 80-yard scoring drive that led to his go-ahead touchdown run against a normally stout Miami front seven. Dolphins defensive end Cameron Wake, who won the game over Cincinnati with a sack for a safety in overtime, saw his offense fall victim to a safety in the first half and struggled to find an answer for what happened on that last drive.

SCORING DRIVES

TEAM	QTR	TIME	PLAY (EXTRA POINT) (DRIVE INFO)	MIA	TB
Buccaneers	1	9:37	D.Penn 1 yd. pass from M.Glennon (R.Lindell kick) (9-76, 5:23)	0	7
Buccaneers	1	5:27	R.Lindell 24 yd. Field Goal (6-34, 2:40)	0	10
Buccaneers	2	13:52	D.Thomas tackled in end zone by L.David for a Safety	0	12
Buccaneers	2	9:01	R.Lindell 35 yd. Field Goal (8-41, 4:51)	0	15
Dolphins	2	0:28	R.Matthews 6 yd. pass from R.Tannehill (C.Sturgis kick) (9-90, 3:26)	7	15
Dolphins	3	7:57	C.Sturgis 40 yd. Field Goal (4-7, 1:33)	10	15
Dolphins	3	2:01	R.Matthews 19 yd. pass from R.Tannehill (pass failed) (5-41, 2:06)	16	15
Dolphins	3	0:10	C.Sturgis 30 yd. Field Goal (4-5, 1:24)	19	15
Buccaneers	4	10:19	B.Rainey 1 yd. run (R.Lindell kick) (9-80, 4:51)	19	22

GAME STATISTICS

RUSHING (Att-Yds-TD):

Miami: L. Miller 7-2, R. Tannehill 1-2, C. Clay 2-0, D. Thomas 4(-2).
 Tampa Bay: B. Leonard 20-57, B. Rainey 8-45-1, M. James 5-41, M. Glennon 4(-3).

PASSING (A-C-Y-TD-I):

Miami: R. Tannehill 42-27-229-2-1.
 Tampa Bay: M. Glennon 21-11-139-1-1.

RECEIVING (Rec-Yds-TD):

Miami: R. Matthews 11-120-2, B. Hartline 5-57, C. Clay 4-21, M. Wallace 4-15, L. Miller 2-9, M. Egnow 1-7.
 Tampa Bay: T. Underwood 3-64, V. Jackson 3-28, B. Leonard 2-16, T. Wright 1-19, B. Rainey 1-11, D. Penn 1-1-1.

SACKS (Sk-Yds):

Miami: N. Carroll 1-10, D. Ellerbe 1-5.
 Tampa Bay: G. McCoy 1-10, W. Gholston 0.5-4, D. Bowers 0.5-4.

INTERCEPTIONS (Int-Yds):

Miami: J. Wilson 1-23.
 Tampa Bay: D. Revis 1-0.

FORCED FUMBLES:

Miami: None.
 Tampa Bay: None.

FUMBLE RECOVERIES (No-Yds):

Miami: None.
 Tampa Bay: None.

TEAM STATS

	MIA	TB
First Downs	16	18
Rushing	1	7
Passing	14	9
Penalty	1	2
3rd-Down Efficiency	4 for 12	3 for 12
4th-Down Efficiency	0 for 1	0 for 0
Total Net Yards	213	264
Total Net Plays	58	60
Average Gain	3.7	4.4
Net Yards Rushing	2	140
Rushes	14	37
Yards per Rush	0.1	3.8
Net Yards Passing	211	124
Completed - Attempted	27-42	11-21
Yards per Pass Play	4.8	5.4
Sacked - Yards Lost	2-18	2-15
Had Intercepted	1	1
Punts - Average	5-257-51.4	5-212-42.4
Return Yardage	87	129
Punts - Return Yards	1-34	2-72
Kickoffs - Return Yards	2-30	3-57
Interceptions - Return Yards	1-23	1-0
Penalties - Yards	4-70	9-70
Fumbles - Lost	0-0	0-0
Red-Zone Efficiency	2 for 3	2 for 4
Goal-to-Go Efficiency	0 for 1	2 for 2
Time of Possession	25:12	34:48



FREE AGENCY TRACKER

The Dolphins were active in the 2017 free agency market. The team re-signed nine players who ended the 2016 season with the club, while also adding another five unrestricted free agents and two players from trades. Below tracks the players the team has signed, as well as those who ended the 2016 season on the Miami roster and their current status.

PLAYERS RETAINED OR ADDED

PLAYERS FROM 2016 RE-SIGNED (9)

Kiko Alonso	LB	
Andre Branch	DE	
Jermon Bushrod	G/T	
John Denney	LS	
Mike Hull	LB	
Anthony Steen	C/G	
Kenny Stills	WR	
Michael Thomas	S	
Damien Williams	RB	

UNRESTRICTED FREE AGENTS SIGNED (5)

Nate Allen	S	Oakland
Anthony Fasano	TE	Tennessee
Ted Larsen	C/G	Chicago
T.J. McDonald	S	L.A. Rams
Lawrence Timmons	LB	Pittsburgh

TRADE (2)

Julius Thomas	TE	Jacksonville
William Hayes	DE	L.A. Rams

* As of September 4, 2017

PLAYERS FROM 2016 ROSTER NOT CURRENTLY WITH THE DOLPHINS

RETIRED (1)

Jordan Cameron	TE	
----------------	----	--

UNRESTRICTED FREE AGENTS (2)

Donald Butler	LB	
Mario Williams	DE	

FREE AGENTS (5)

Isa Abdul-Quddus	S	
Ifo Ekpre-Olomu	CB	
Dominique Jones	TE	
Spencer Paysinger	LB	
Bacarri Rambo	S	

UNRESTRICTED FREE AGENTS LOST (3)

Jelani Jenkins	LB	Oakland
Dion Sims	TE	Chicago
T.J. Yates	QB	Buffalo

FREE AGENTS LOST (2)

Dion Jordan	DE	Seattle
Earl Mitchell	DT	San Francisco

TRADED (1)


Branden Albert	T	Jacksonville
----------------	---	--------------



S Nate Allen




TE Anthony Fasano



DE William Hayes



C/G Ted Larsen



S T.J. McDonald



TE Julius Thomas




LB Lawrence Timmons



MIAMI DOLPHINS 2017 DRAFT CLASS

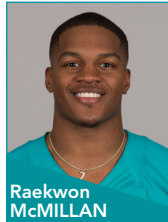
Rd 1 // Pick 22



**Charles
HARRIS**

Missouri // DE
6-3 // 260


Rd 2 // Pick 54



**Raekwon
McMILLAN**

Ohio State // LB
6-2 // 243

Rd 3 // Pick 97



**Cordrea
TANKERSLEY**

Clemson // CB
6-1 // 200

Rd 5 // Pick 164



**Isaac
ASIATA**

Utah // G
6-3 // 323

Rd 5 // Pick 178



**Davon
GODCHAUX**

LSU // DT
6-4 // 299

Rd 6 // Pick 194



**Vincent
TAYLOR**

Oklahoma State // DT
6-3 // 310

Rd 7 // Pick 237



**Isaiah
FORD**

Virginia Tech // WR
6-2 // 195

MIAMI DOLPHINS 2017 UNDRAFTED ROOKIE CLASS



**Chase
ALLEN**

Southern Illinois // LB
6-4 // 241



**Matt
HAACK**

Arizona State // P
6-1 // 185




**Malcolm
LEWIS**

Miami (Fla.) // WR
5-10 // 190




**Cameron
MALVEAUX**

Houston // DE
6-6 // 270



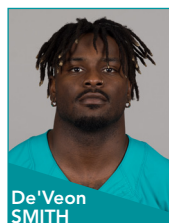
**Torry
McTYER**

UNLV // CB
6-0 // 195



**Drew
MORGAN**

Arkansas // WR
6-0 // 193



**De'Veon
SMITH**

Michigan // RB
5-11 // 228



**Eric
SMITH**

Virginia // T
6-5 // 300



**Maurice
SMITH**

Georgia // S
6-0 // 195



HARD ROCK STADIUM MODERNIZATION



Hard Rock Stadium is a global entertainment destination that encompasses art, culture, some of the best food in the region, diversity, an elevated fan experience and the best Miami has to offer. The venue serves as home to the Miami Dolphins, University of Miami football team, Orange Bowl, Super Bowl LIV and the 100th anniversary of the NFL, College Football Playoff Semifinals, major concerts, international soccer and a host of world-class events. This multi-purpose, open-air complex is in the midst of a multi-year, \$500 million renovation to enhance the fan experience. The modernization is being privately funded by Stephen Ross.



#ARTUNEXPECTED

Goldman Global Arts and the Miami Dolphins collaborated to transform Hard Rock Stadium into a vibrant, monumental public art experience. Highlighting 18 artists from ten countries, the landmark mural project looks to create an artistic legacy and cement Hard Rock Stadium as an iconic, world class, cultural venue of Miami.

The collection at Hard Rock Stadium is one of the world's largest street art museums, curated by Goldman Global Arts. The exceptional line-up of international artists brings a variety of techniques and styles together to create a jaw-dropping tapestry of urban art contained in a single location.





HARD ROCK STADIUM MODERNIZATION

NEW SEATING PRODUCTS

Hard Rock Stadium's modernization included doubling unique seating experiences from 8 to 16. Some of the newest seating products include:


The 72 Club: The 598 seats in the 72 Club take the premium seating experience to another level. It's the most luxurious seating experience in all of South Florida sports and entertainment. Seats are double-padded, have 11 inches more legroom and are located at midfield. At any point in-game, guests are able to walk on the field on their way to a private club designed by the Rockwell Group.



Living Room Boxes: Hard Rock Stadium created four-person private Living Room Boxes. Located on the 35-yard line and within the Atos Club presented by Dell EMC and Ford Field Clubs in the end zones, Living Room Boxes are the biggest, most comfortable seats in the stadium. These boxes give guests the ability to watch replays and highlights on their own private screens.

Hyundai Club: The Hyundai Club is a club located between the 30-yard lines on the north side that offers wider, padded seats. The club is designed by the Rockwell Group.

Corner Terraces: The 100 level Corner Terraces provide a unique social experience where guests can watch the game from a high-top table and comfortable swivel chairs. Corner Terraces provide guests the enjoyment of sitting with family or friends without being confined to a row of seats.



PHASE I

Phase I of the project that was completed for the 2015 season changed every seat in the stadium, rebuilt the concourses on the 100 and 300 levels, reduced capacity from 76,018 to 64,767, moved seats 25 feet closer to the field on the north and south sidelines, introduced five new premium spaces and allowed fans to enjoy improved food, enhanced concourses and 16 new restroom facilities throughout the venue.

Hard Rock Stadium's renovation stands apart in enhancing every fan experience. In delivering a new caliber of luxury, Phase I introduced The NINE hosted by Aston Martin Residences Miami, The 72 Club, the Hyundai Club, Ford Field Club and the Atos Club presented by Dell EMC.

For the everyday fan, new seating experiences debuted in the corner terraces, providing a unique social experience where guests watch the game from a half-round table and comfortable swivel chairs. Corner Terraces provide guests the enjoyment of sitting with family or friends without being confined to a row of seats.

The NINE hosted by Aston Martin Residences Miami: The NINE hosted by Aston Martin Residences Miami are nine open-air suites between the 30-yard lines that connect to a private club designed by the Rockwell Group. The NINE offers the best view of the field with the convenience of a private club.





HARD ROCK STADIUM MODERNIZATION

PHASE II

For the 2016 season, a state-of-the-art canopy was installed that keeps as many as 92 percent of fans in the shade and protected from the rain along with four giant high-definition video boards.

On Aug. 17, 2016, the Miami Dolphins christened the second phase of the renovation with a landmark 18-year naming rights agreement with Hard Rock International to name the newly renovated facility Hard Rock Stadium.

Video Boards

- Four 1,472-inch screens in each corner of the stadium for a total of 22,400 sq. ft. – the largest in the AFC East (compared to 12,000 total square footage in old stadium).
- A total of 18 million LEDs will showcase game day on the boards.
- High-definition picture positioned for easy sightlines for every fan.

Miami Dolphins
TOTAL: 22,400 SQ. FT.



NEW YORK JETS
TOTAL: 14,160 SQ. FT.



BUFFALO BILLS
TOTAL: 12,253 SQ. FT.



NEW ENGLAND PATRIOTS
TOTAL: 11,306 SQ. FT.



SHADE CANOPY

- Shades approximately 92 percent of fans (increase from 17 percent in old stadium).
- The shade canopy is approximately 626,000 square feet [14.37 acres] and is comprised of 17,000 tons of steel.
- Covering the remainder of the canopy area [94,000 square feet] immediately adjacent to the ocular over the field is a translucent material called ETFE. This material provides supplemental light in the bowl while reducing solar heat.
- Four spires rise an additional 200 feet above the roof surface achieving a total height of 357 feet from the ground. Several steel cables secured at the top of each spire will be extended to the roof to provide additional structural support. Cable diameters range between 3.5" to 5.5" in diameter.

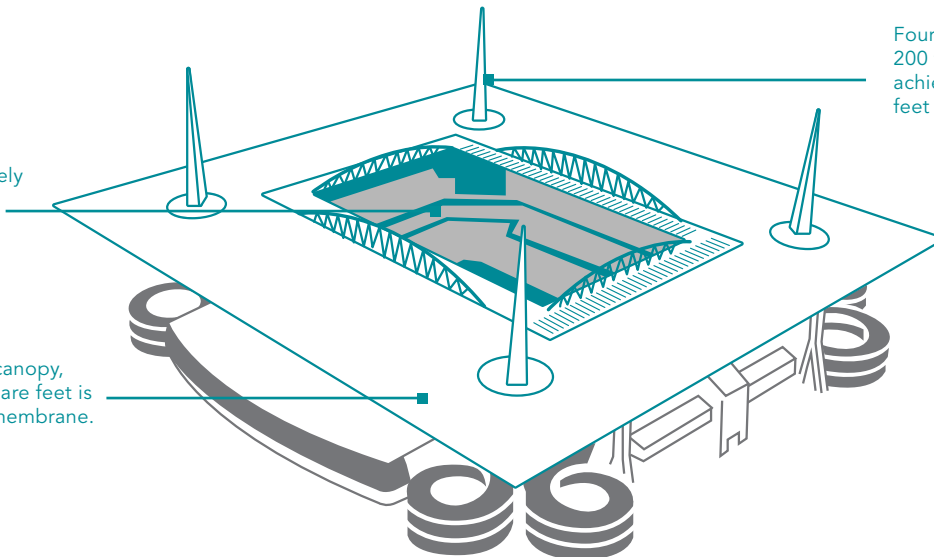
FIELD FACTS

- First team in the NFL to use Paspalum Platinum (shorter versions are Platinum TE or TE). The TE species works well in warm climates with growth not hindered in shade.
- Texture: Courser, thicker grass
- Feel: TE is thicker and lusher so there is a difference in feel and cushion in footing
- Sustainability: More shade tolerance
- Growth: TE grows aggressively and requires less nitrogen in the fertilizer than Bermuda.
- Color Variation: TE is a lighter green shade.

Shades approximately 92 percent of fans (increase from 17 percent currently).

The main area of canopy, some 530,000 square feet is a single ply TPO membrane.

Four Spires rise an additional 200 feet above the roof surface achieving a total height of 357 feet from the ground





HARD ROCK STADIUM MODERNIZATION

ALL NEW BANKUNITED CLUB LEVEL

The 2017 renovation brought additional luxury to the midsection of the stadium, renovating the BankUnited Club Level.

- Hard Rock Stadium's 147 suites were completely renovated during the 2016-2017 offseason. These suites offer luxury and comfort in the ultimate setting to watch any event.
- Suites vary in size from 10 seats up to 50 seats offering air conditioning and NFL Sunday Ticket, multi-feed sound systems, refrigerators, ice-makers and private telephone services.
- Suite attendants provide personal service in each suite during the games. Centerplate caters the suites with a wide-variety of food and beverages from which to choose.

New in 2017, Hard Rock Stadium features Theatre Boxes on the BankUnited Club Level. These 4-6 person individual boxes are located in a shared suite environment with inclusive food and beverage. Hard Rock Stadium also debuted four new corner clubs, – including the new UHealth, University of Miami Health System Cornerstone Club – giving suite members access to the corner's interior space and bar.



PHASE III

Unveiled in 2017 are remodeled, modernized suites throughout the stadium offering a more intimate club space on the BankUnited Club Level with improved amenities and food, as well as the addition of theatre boxes and four new corner clubs.

Phase III of the renovation brought new party terraces on the 300 level of Hard Rock Stadium. These party terraces have a bar that services guests on the concourse, as well as a double-sided bar with awesome views of the field. Each corner includes two semi-private spaces that each can hold up to 100 people – creating a new experience for a total of 800 guests per event. The Dolphins additionally have made a commitment to donate a party terrace of 100 military tickets each game to local troops serving our country.

Throughout Phase III of the renovation, the exterior of the facility saw enhancements in the redesign of the parking lots and landscaping.

A NEW LUXURY PARTNERSHIP

Hard Rock Stadium has attracted world-renowned iconic brands to the space, including a great partnership with Aston Martin Residences Miami. Luxury real estate company G&G Business Developments and the Miami Dolphins announced a long-term partnership to rename The NINE hosted by Aston Martin Residences at 300 Biscayne Boulevard Way.

During the Phase III renovations, The NINE also received new teak flooring, enhancing the most luxurious atmosphere in sports to create the feel of watching a game from the back of a yacht.





MIAMI DOLPHINS IN THE COMMUNITY

MIAMI DOLPHINS TO TAKE POPULAR DIGITAL SHOW TO HIGH SCHOOLS ACROSS MIAMI-DADE AND BROWARD COUNTIES AS PART OF "THE AUDIBLE: FOOTBALL FRIDAYS"

Miami, Fla. – The Miami Dolphins announced they will travel to high school games across Miami-Dade and Broward counties as part of "The Audible: Football Fridays." The 30-minute pregame show will be hosted by former Dolphins alumni Kim Bokamper and Joe Rose. The social and interactive program will promote high school football in both counties, talk about the upcoming Dolphins game and will be available on Facebook Live, Periscope and YouTube.

"The Miami Dolphins are committed to celebrating football throughout South Florida and we feel that bringing The Audible to these Friday night contests will help spotlight the character, leadership and teamwork associated with this great game," Miami Dolphins Senior Vice President for Communications & Community Affairs Jason Jenkins said. "We are excited to partner with the Greater Miami Athletic Conference and Broward County Athletic Association and look forward to an exciting year."

"The Audible: Football Fridays" kicked off on Aug. 25 with the second annual Best of Dade vs. Best of Broward games, featuring Deerfield vs. Carol City and Cardinal Gibbons vs. Miami Southridge at Traz Powell Stadium and conclude with the Dade vs. Broward All Star Game, presented by Broward College. In between these contests, fans will have the chance to hear analysis, discussion and insight on a diverse set of games in the area.

"The Broward County Athletic Association is super excited to launch this new initiative with the Miami Dolphins," Broward County Athletic Director Shawn Cerra said. "Together, we are creating an opportunity to emphasize the importance of sportsmanship while showcasing the phenomenal football players, teams and coaches within the South Florida area. This is just another example of the innovative partnership we have built over the past decade."

"Miami Dade County Public Schools welcomes the opportunity to collaborate with the Miami Dolphins organization to enrich the lives of our students," Miami-Dade County Public Schools Assistant Superintendent Stafford Cone said. "This interactive program will provide a platform to further build students' character and highlight their rich athletic talents. The use of social media will provide participants a communications channel to enhance, promote and voice support within our community."

"THE AUDIBLE: FOOTBALL FRIDAYS" HIGH SCHOOL GAMES

DATE	TIME	GAME	LOCATION
8/25	7:30 p.m.	Deerfield Beach at Carol City	Traz Powell Stadium
9/1	7:30 p.m.	Southridge vs. North Miami	Ronald L. Book Athletic Stadium
9/8	7:30 p.m.	Edison at Norland	North Miami
9/22	7:30 p.m.	Booker T. Washington at Northwestern	Traz Powell Stadium
10/6	7 p.m.	Coral Springs at Stoneman Douglas	Stoneman Douglas High School
10/13	TBD	Coral Park at Coral Gables	Coral Gables High School
10/20	7 p.m.	Hollywood Hills at Nova	Nova High School
10/27	7:30 p.m.	Hallandale at American Heritage	American Heritage
11/3	7 p.m.	Miramar at St. Thomas Aquinas	St. Thomas Aquinas
11/12/18	TBD	Dade vs. Broward All-Star Game presented by Broward College	TBD



Joe Rose and Kim Bokamper host The Audible: Football Friday and were joined by Dolphins CB Jordan Lucas and SVP of Alumni Relations and Dolphins alumni Nat Moore



MIAMI DOLPHINS IN THE COMMUNITY



S Michael Thomas thanks a member of the South Florida community for their donation

MIAMI DOLPHINS HURRICANE HARVEY DONATIONS DRIVE AT HARD ROCK STADIUM

MIAMI -- The Miami Dolphins have two players on their team from the Houston area, Xavien Howard and Michael Thomas. When Hurricane Harvey hit, the Dolphins first asked if these players and their families were okay. When they shared they were safe from the storm, the Dolphins asked how they could help. Howard and Thomas shared their high schools were being used as hurricane shelters and were in need of supplies.

The Dolphins on Wednesday, Aug. 30 started a hurricane donations supply drive and had overwhelming support from the South Florida community. Dolphins partner All My Sons Moving & Storage generously donated trucks and has been driving the collected supplies to Houston.

On Friday, Sept. 1, Howard and Thomas were out packing and loading trucks that left for Houston. Through the first four days of collections, South Florida and the Dolphins have collected 16,900 cubic feet of donations, or 4 ½ tractor trailers full of supplies. Three trucks arrived in Houston on Monday, and another is set to leave South Florida on Wednesday.



CB Xavien Howard helps take donations for Hurricane Harvey shelters in Houston



S Michael Thomas packs water for donation to hurricane shelters in Houston



DOLPHINS RADIO

CEFALO, GRIESE, ROSE AND BOKAMPER RETURN ON MIAMI DOLPHINS RADIO NETWORK IN 2017

On May 19, 2016, the Miami Dolphins announced a multi-year radio broadcast rights partnership with Miami's Sportsradio 560 WQAM, with the station becoming the official English flagship radio partner of the franchise. In addition, all Dolphins games are simulcast on KISS 99.9 FM "South Florida's NEW Country" and feature expanded pre-, halftime and postgame shows. The games also can be heard on Dolphins.com and throughout South and Central Florida on a variety of stations that make up the Miami Dolphins Radio Network.

The Dolphins previously had their games broadcast on Miami's Sportsradio 560 WQAM during the 1997-2004 and 2007-09 seasons.



As part of the agreement, Sportsradio 560 WQAM has the English radio broadcast rights for all preseason, regular season and playoff games. Dolphins fans who tune into Miami's Sportsradio 560 WQAM have the opportunity to listen to live broadcasts of Head Coach Adam Gase's day-after-game press conferences and "Dolphins Friday," a day of Dolphins-centric content on the station featuring interviews with players, coaches and team executives. Additionally, CBS Radio Miami promotes Miami Dolphins Foundation and community initiatives across multiple platforms.



Bob Griese, Joe Rose and Jimmy Cefalo

The preseason English radio broadcast team on Sportsradio 560 WQAM consists of three Dolphins alumni in the booth. Former wide receiver Jimmy Cefalo handles the play-by-play duties with former tight end Joe Rose and, for select games, former Hall of Fame defensive end Jason Taylor providing the game analysis. During the regular season, Cefalo and Rose are joined by former Hall of Fame quarterback Bob Griese serving as an analyst with former Dolphins Pro Bowl linebacker/defensive end Kim Bokamper reporting from the sidelines.



Univision Deportes Radio 1140 AM is the Dolphins official Spanish radio broadcast partner for all preseason, regular season and playoff games. Raul Striker Jr. handles play-by-play duties with Eduardo Martell as a color analyst. WQBA 1140 AM additionally airs a pregame show and postgame show.

The following is a list of radio stations on The Miami Dolphins Radio Network in 2017 (as of printing):

2017 MIAMI DOLPHINS RADIO NETWORKS

LOCATION	NETWORK	LOCATION	NETWORK
Fort Lauderdale	WQAM 560 AM	Miami	KISS 99.9 FM
Fort Lauderdale	KISS 99.9 FM	Miami	WQBA 1140 AM
Fort Lauderdale (Spanish)	WQBA 1140 AM	Orlando	ESPN 580 AM
Fort Myers	WRXK 96.1 FM	Port St. Lucie	WPSL AM 1590
Key West	WKWF 1600 AM	West Palm Beach	ESPN 106.3 FM
Miami	WQAM 560 AM	West Palm Beach	ESPN Deportes 760 AM (Spanish)
Miami	WQAM 560 AM	West Palm Beach	ESPN Deportes 760 AM (Spanish)



HALL OF FAME DEFENSIVE END/LINEBACKER JASON TAYLOR

Defensive end Jason Taylor was elected to the Pro Football Hall of Fame on Feb. 4, 2017 and inducted into the Hall of Fame on Aug. 5, 2017.

JASON TAYLOR BY THE NUMBERS

- 2** One of two Dolphins defenders to be elected to the Hall of Fame, joining Nick Buoniconti.
- 3** First-team All-Pro selections (2000, 2002, 2006). He also earned a second-team All-Pro selection in 2001.
- 5** One of five Dolphins to be elected to the Hall of Fame in his first year of eligibility, joining Don Shula, Dan Marino, Jim Langer and Paul Warfield.
- 6** Pro Bowl selections in his career (2000, 2002, 2004-07).
- 6** Number of double-digit sack seasons in his 15-year NFL career.
- 9** Touchdowns scored in his career - all with Miami. Six were scored via fumble return and the other three were on interception returns. It's the highest number of touchdowns in NFL history by a player who was primarily a defensive lineman or linebacker.
- 10** One of 10 defensive linemen to ever be elected to the Hall of Fame in his first year of eligibility, joining Joe Greene, Deacon Jones, Bob Lilly, Gino Marchetti, Merlin Olsen, Warren Sapp, Bruce Smith, Randy White and Reggie White.
- 11.5** The most number of career sacks he had on an individual quarterback, New England's Tom Brady.
- 26** Number of multi-sack games in his 15-year NFL career.
- 29** Number of opponent fumble recoveries in his career, tying the NFL record with Jim Marshall.
- 30** Total number of teams he recorded at least 0.5 sack against in his career. The only two teams he didn't record a sack against were Kansas City and the New York Giants.
- 70** Total number of different quarterbacks that he sacked in his 15-year NFL career.
- 99** Total passes defended, the most by an NFL defensive lineman since the stat became official in 1994.
- 139.5** Total number of sacks in his 15-year NFL career, which is a Dolphins team record and ranks No. 7 in NFL history.
- 2006** The year he won the NFL's Defensive Player of the Year award when he recorded 13.5 sacks, nine forced fumbles, two fumble recoveries and two interceptions.
- 2007** The year he won the NFL's Walter Payton Man of the Year Award, the only league honor that recognizes both on-field and off-field contributions.





DEPTH CHART

OFFENSE								
POS	NO	NAME (GP/GS)	NO	NAME (GP/GS)	NO	NAME (GP/GS)	NO	NAME (GP/GS)
WR	10	Kenny Stills (0/0)	88	Leonte Carroo (0/0)				
LT	67	Laremy Tunsil (0/0)	79	Sam Young (0/0)				
LG	65	Anthony Steen (0/0)	77	Jesse Davis (0/0)				
C	51	Mike Pouncey (0/0)	64	Jake Brendel (0/0)				
RG	74	Jermon Bushrod (0/0)	<u>68</u>	Isaac Asiata (0/0)				
RT	70	Ja'Wuan James (0/0)	<u>71</u>	Eric Smith (0/0)				
TE	89	Julius Thomas (0/0)	80	Anthony Fasano (0/0)	48	MarQueis Gray (0/0)		
QB	6	Jay Cutler (0/0)	8	Matt Moore (0/0)				
RB	23	Jay Ajayi (0/0)	26	Damien Williams (0/0)	32	Kenyan Drake (0/0)	34	Senorise Perry (0/0)
WR	14	Jarvis Landry (0/0)						
WR	11	DeVante Parker (0/0)	19	Jakeem Grant (0/0)				

DEFENSE								
POS	NO	NAME (GP/GS)	NO	NAME (GP/GS)	NO	NAME (GP/GS)	NO	NAME (GP/GS)
DE	50	Andre Branch (0/0)	<u>90</u>	Charles Harris (0/0)	78	Terrence Fede (0/0)		
DT	93	Ndamukong Suh (0/0)	<u>56</u>	Davon Godchaux (0/0)				
DT	97	Jordan Phillips (0/0)	<u>96</u>	Vincent Taylor (0/0)				
DE	91	Cameron Wake (0/0)	95	William Hayes (0/0)				
LB	47	Kiko Alonso (0/0)	<u>59</u>	Chase Allen (0/0)				
LB	45	Mike Hull (0/0)	58	Rey Mauluga (0/0)				
LB	94	Lawrence Timmons (0/0)	53	Justin March-Lillard (0/0)				
CB	41	Byron Maxwell (0/0)	28	Bobby McCain (0/0)	<u>30</u>	Cordrea Tankersley (0/0)	35	Walt Aikens (0/0)
CB	25	Xavien Howard (0/0)	42	Alterraun Verner (0/0)	<u>33</u>	Torry McTyer (0/0)		
S	20	Reshad Jones (0/0)	31	Michael Thomas (0/0)				
S	29	Nate Allen (0/0)	<u>27</u>	Maurice Smith (0/0)				

SPECIAL TEAMS								
POS	NO	NAME (GP/GS)	NO	NAME (GP/GS)	NO	NAME (GP/GS)	NO	NAME (GP/GS)
K	1	Cody Parkey (0/0)						
P	<u>16</u>	Matt Haack (0/0)						
KO	1	Cody Parkey (0/0)	<u>16</u>	Matt Haack (0/0)				
H	<u>16</u>	Matt Haack (0/0)						
LS	92	John Denney (0/0)						
KOR	19	Jakeem Grant (0/0)	32	Kenyan Drake (0/0)	26	Damien Williams (0/0)	34	Senorise Perry (0/0)
PR	19	Jakeem Grant (0/0)	32	Kenyan Drake (0/0)				

*Underlined players are rookies
* Did not play last week due to injury*



PROJECTED CONTRIBUTORS: OFFENSE

QB 6



JAY CUTLER | 6-3 | 231 | VANDERBILT

- **LAST GAME:** at N.Y. Giants (11/20): 17-for-30 for 252 yds, 1 TD, 1 INT
- Holds nearly every Bears passing record with 23,443 passing yards and an 85.2 passer rating in eight seasons in Chicago.
- His 208 career TD passes are ninth among active NFL quarterbacks.

MATT MOORE | 6-3 | 219

QB 8



- Is 223-of-350 (63.7 pct.) for 2,754 yds., 21 TDs, 9 INTs and a 97.3 rating in past 13 starts, dating back to 2011 (incl. postseason).
- Second in NFL with 118.8 passer rating in the red zone in 2016 (min. 6 attempts).

RB 23



JAY AJAYI | 6-0 | 223 | BOISE STATE

- **LAST GAME:** at Pittsburgh (WC): 16 att. for 33 yds. (2.1 avg.)
- His 1,272 rushing yards in 2016 were third in team history.
- Had 3 of team's top 6 all-time single-game rushing performances in 2016.
- Selected to play in his first Pro Bowl following the 2016 season.

DAMIEN WILLIAMS | 5-11 | 224

RB 26



- Had 6 TDs in 2016 (three rushing and three receiving), which shattered his previous career best of one.
- His 249 receiving yards were fifth-most on the team in 2016 and his 23 receptions are sixth-best.

WR 14



JARVIS LANDRY | 5-11 | 208 | LSU

- **LAST GAME:** at Pittsburgh (WC): 11 rec. for 102 yds. (9.3 avg.)
- Tied with Odell Beckham for most rec. in first 3 years of NFL career (288).
- His 94 receptions in 2016 were second in single-season team history.
- Is one of six Dolphins to ever post back-to-back 1,000-yard receiving seasons.

KENYAN DRAKE | 6-1 | 211

RB 32



- In 2016, became first Dolphins player with two kickoff returns for 70-plus yards since Ted Ginn in 2009.
- His three career touchdowns were from 96 (kickoff), 45 (rushing) and 7 (rushing) yards out.

WR 10



KENNY STILL | 6-1 | 196 | OKLAHOMA

- **LAST GAME:** at Pittsburgh (WC): 5 rec. for 82 yds. (16.4 avg.)
- Set a new career high with nine touchdowns last season
- Third in the NFL with a 17.3 yards per reception average.
- First Dolphins WR since 1986 with three 50-plus yard TDs in same season.

WR 11



DeVANTE PARKER | 6-3 | 212 | LOUISVILLE

- **LAST GAME:** at Pittsburgh (WC): 4 rec. for 55 yds. (13.8 avg.)
- Has 31 rec. for 441 yards (14.2 avg.) and 3 TDs in past 8 reg. season gms.
- Averages 15.1 yards per reception during his career.
- Led all rookies in 2015 with a 19.0 yards per reception average.

SENIORISE PERRY | 6-0 | 210

RB 34



- Spent 11 games on Dolphins practice squad in 2016.
- Played in all 16 games for Chicago in 2014.
- Has 10 career special teams tackles.

TE 89



JULIUS THOMAS | 6-5 | 262 | PORTLAND STATE

- **LAST GAME:** at Detroit (11/20): 3 rec. for 12 yds. (4.0 avg.)
- Is second among tight ends with 33 TD receptions since 2013.
- Caught a TD in four straight games last year.
- Tied for NFL TE lead with 12 TD receptions in 2014.

LEONTE CARROO | 6-1 | 215

WR 88



- Caught first career touchdown on a 15-yard reception vs. San Francisco on 11/27/16.
- Selected in the third round (86th overall) of the 2016 NFL draft by Miami.
- Rutgers all-time career leader with 29 receiving TDs.

LT 67



LAREMY TUNSIL | 6-5 | 318 | MISSISSIPPI

- **LAST GAME:** at Pittsburgh (WC): Started at left guard
- Became first player in team history to start at least one game at both guard and tackle in his rookie season in 2016
- Allowed just 1.5 sacks in 14 games as a rookie in 2016.

JAKEEM GRANT | 5-7 | 169

WR 19



- Caught four passes for 141 yds. (35.3 avg.) including a 65-yard TD in final preseason game at Minnesota (8/31).
- Shifted from slot to outside receiver in 2017.
- All-time leading receiver in Texas Tech history (3,289 yards).

LG 65



ANTHONY STEEN | 6-4 | 320 | ALABAMA

- **LAST GAME:** at Pittsburgh (WC): Played but did not start.
- Started seven games at center in 2016.
- Committed just two penalties and did not allow a sack.
- Won two national championships at Alabama.

C 51



MIKE POUNCEY | 6-5 | 298 | FLORIDA

- **LAST GAME:** vs. New England (1/1): Played but did not start.
- Team went 4-1 and averaged 154.4 rushing yards per game in his five games in 2016.
- Three-time Pro Bowl selection (2013-15)

ANTHONY FASANO | 6-4 | 258

TE 80



- Among all-time Dolphins tight ends leaders, he is second in TDs (23), third in receptions (177) and third in receiving yds. (2,104).
- Started 76 games in five seasons with Miami (2008-12).
- Played in 38 consecutive games dating back to 2014.

RG 74



JERMON BUSHROD | 6-5 | 318 | TOWSON

- **LAST GAME:** at Pittsburgh (WC): Started at right guard.
- Played in 124 career games with 112 starts.
- Did not allow a penalty or sack in last four games of 2016.
- Two-time Pro Bowl selection (2011 and 2012).

MARQUEIS GRAY | 6-4 | 263

TE 48



- Started in the AFC Wild Card game at Pittsburgh last year.
- Has played in 45 career games with 14 starts for Cleveland (2013), Minnesota (2014), Buffalo (2014-15) and Miami (2016-17).

RT 70



JA'WAN JAMES | 6-6 | 307 | TENNESSEE

- **LAST GAME:** at Pittsburgh (WC): Started at right tackle.
- Started every game at right tackle for the Dolphins in 2016.
- Did not allow a sack in the last 11 games of the 2016 season.
- Was a first-round pick (19th overall) by Miami in the 2014 NFL draft.



PROJECTED CONTRIBUTORS: DEFENSE

DE 91



CAMERON WAKE | 6-3 | 263 | PENN STATE

- **LAST GAME:** at Pittsburgh (WC): 6 tackles (3 solo), 1 QBH.
- Second in Dolphins history with 81.5 career sacks.
- Since Week 6 of 2016, he's second in the NFL in sacks (10.5)
- Five-time Pro Bowl selection (2010, 2012-14, 2016).

DT 93



NDAMUKONG SUH | 6-4 | 305 | NEBRASKA

- **LAST GAME:** at Pittsburgh (WC): 4 solo tackles, 1 sack, 1 QBH.
- Second-most sacks by an NFL defensive tackle since 2010 (47.0).
- Set a career high with 72 tackles (41 solo) last year.
- Five-time Pro Bowl selection (2010, 2012-14, 2016).

DT 97



JORDAN PHILLIPS | 6-6 | 335 | OKLAHOMA

- **LAST GAME:** at Pittsburgh (WC): 3 tackles (2 solo), 2 TFL.
- Played a pivotal role on four turnovers or scoring plays last year, providing pressure on a Steelers interception, causing havoc on a Seahawks fumble, blocking an Arizona PAT and recording an interception vs. the N.Y. Jets.

DE 50



ANDRE BRANCH | 6-5 | 263 | CLEMSON

- **LAST GAME:** at Pittsburgh (WC): 1 solo tackle.
- Has 38 tackles (23 solo), 4.5 sacks, 11 QBHs, 1 FF and 7 TFL since being inserted as a starter in Week 6 last year.
- Set a career high with 49 tackles (27 solo) in 2016.

LB 47



KIKO ALONSO | 6-3 | 239 | OREGON

- **LAST GAME:** at Pittsburgh (WC): 6 tackles (1 solo).
- Ninth in the AFC with 115 total tackles (69 solo) in 2016.
- Tied for first in NFL with four fumble recoveries in 2016.
- Moved from middle linebacker to outside linebacker in 2017.

LB 45



MIKE HULL | 6-0 | 232 | PENN STATE

- **LAST GAME:** at Pittsburgh (WC): 1 special teams tackle.
- Finished third in the NFL with 18 special teams tackles in 2016.
- In lone start of 2016 (12/11 vs. Arizona), totaled 8 tackles (six solo) and 1 INT.

LB 94



LAWRENCE TIMMONS | 6-1 | 242 | FLORIDA STATE

- **LAST GAME:** at New England (AFCC): 14 tackles (9 solo), 2 TFL.
- Has played in 120 consecutive games and started 101 straight contests.
- Was tied for 10th in the AFC with 114 tackles (78 solo) in 2016.
- One-time Pro Bowl selection (2014).

CB 41



BYRON MAXWELL | 6-1 | 203 | CLEMSON

- **LAST GAME:** at N.Y. Jets (12/17): Started but did not record any stats.
- Set Dolphins record in 2016 for most forced fumbles by a defensive back (4).
- Had a career-high 15 passes defended in 2016, most by a Dolphin since 2008.

CB 25



XAVIEN HOWARD | 6-1 | 198 | BAYLOR

- **LAST GAME:** at Pittsburgh (WC): 5 tackles (3 solo), 1 INT, 2 PD.
- Recorded first career interception in the 2016 AFC Wild Card game at Pittsburgh.
- Missed nine games due to injury in rookie season (2016).

S 20



RESHAD JONES | 6-1 | 223 | GEORGIA

- **LAST GAME:** vs. Pittsburgh (10/16): 5 tackles (4 solo), 1 INT, 1 PD.
- Led all NFL DBs with 135 tackles (106 solo) in 2015.
- Is second among all DBs in Dolphins history with nine career sacks.
- One-time Pro Bowl selection (2015).

S 29



NATE ALLEN | 6-1 | 214 | SOUTH FLORIDA

- **LAST GAME:** at Denver (1/1/17): 1 solo tackle.
- Played in 14 games with four starts for Oakland in 2016.
- Has 13 career interceptions and 34 passes defended in 93 games played.
- Signed with the Dolphins as an unrestricted free agent (Oak.) on 3/10/17.

WILLIAM HAYES | 6-3 | 278

DE 95



- Among active NFL defensive linemen, he ranks No. 14 in tackles (313), No. 15 in games played (124) and No. 22 in sacks (34.5).
- Started 25 games in past two seasons with the Rams.
- Acquired in a trade with L.A. Rams on 3/10/17.

CHARLES HARRIS | 6-3 | 250

DT 90



- First-round draft pick (22nd overall) out of Missouri.
- Two-time second-team All-SEC honoree.
- Played in 38 collegiate games with 25 starts and totaled 136 tackles (80 solo), 18 sacks and five FFs.

DAVON GODCHAUX | 6-3 | 305

DE 56



- Fifth-round draft pick (178th overall) out of LSU.
- Played in 37 collegiate games with 34 starts and recorded 145 tackles (51 solo), 12.5 sacks and two FFs.
- Totaled seven stops (four solo) in the 2017 preseason.

REY MAUALUGA | 6-2 | 258

LB 58



- Signed with the Dolphins on 8/19/17.
- Played in 114 career games with 104 starts for Cincinnati (2009-16).
- Recorded career totals of 580 tackles, four sacks, seven interceptions, 22 passes defended and 6 FFs.

CHASE ALLEN | 6-3 | 250


LB 59



- One of five undrafted college free agents that made the Dolphins 53-man roster.
- Played in 45 collegiate games with 30 starts at Southern Illinois.
- Earned second-team All-MVFC honors in 2015.

ALTERRAUN VERNER | 5-10 | 187

CB 42



- Signed by the Dolphins on 7/25/17.
- Played in 110 career games with 70 starts for Tennessee (2010-13) and Tampa Bay (2014-16).
- One-time Pro Bowl selection (2013).

BOBBY McCAIN | 5-11 | 192

CB 28



- Primarily a nickel/slot cornerback.
- Played in all 32 games of his NFL career with 12 starts, including eight starts in 2016.
- Totaled 66 career tackles (51 solo), one sack, one interception and one forced fumble.

MICHAEL THOMAS | 5-11 | 195

S 31



- Tied for the NFL lead with 19 special teams tackles in 2016.
- Has played in 43 career games with 23 starts, all for the Dolphins (2013-16).
- Totaled 120 career tackles (91 solo), 1 sack & 1 INT.



2017 MIAMI DOLPHINS TRANSACTIONS (as of September 4, 2017)

DATE	POS.	PLAYER/COACH	TRANSACTION	DATE	POS.	PLAYER/COACH	TRANSACTION
January 10	LB	Lamin Barrow	Signed to futures contract	May 5	DE	Cameron Malveaux	Signed as Undrafted College Free Agent
January 10	CB	Daniel Davie	Signed to futures contract	May 5	DE	Praise Martin-Oguke	Signed as Undrafted College Free Agent
January 10	G/T	Jesse Davis	Signed to futures contract	May 5	CB	Torry McTyler	Signed as Undrafted College Free Agent
January 10	QB	Brandon Doughty	Signed to futures contract	May 5	WR	Drew Morgan	Signed as Undrafted College Free Agent
January 10	RB	Storm Johnson	Signed to futures contract	May 5	WR	Francis Owusu	Signed as Undrafted College Free Agent
January 10	LB	Deon Lacey	Signed to futures contract	May 5	DE	Joby Saint Fleur	Signed as Undrafted College Free Agent
January 10	DE	Arthur Miley	Signed to futures contract	May 5	RB	De'Veon Smith	Signed as Undrafted College Free Agent
January 10	TE	Chris Pantale	Signed to futures contract	May 5	T	Eric Smith	Signed as Undrafted College Free Agent
January 10	RB	Senorise Perry	Signed to futures contract	May 5	S	Maurice Smith	Signed as Undrafted College Free Agent
January 10	T	Terry Poole	Signed to futures contract	May 5	WR	Damore'ea Stringfellow	Signed as Undrafted College Free Agent
January 10	DE	Julius Warmsley	Signed to futures contract	May 5	LB	Raekwon McMillan	Signed (D2, '17)
January 10	LB	Brandon Watts	Signed to futures contract	May 5	CB	Cordrea Tankersley	Signed (D3, '17)
January 12	DT	Lawrence Okoye	Signed to futures contract	May 5	G	Isaac Asiata	Signed (D5a, '17)
January 12		Matt Burke	Named Defensive Coordinator	May 5	DT	Vincent Taylor	Signed (D6, '17)
January 19		Darren Rizzi	Promoted to Associate Head Coach/Sp. Teams Coord.	May 5	WR	Isaiah Ford	Signed (D7, '17)
January 19		Chris Kuper	Promoted to Assistant Offensive Line Coach	May 11	RB	Damien Williams	Signed Restricted Free Agent Tender
January 19		Frank Bush	Named Assistant Head Coach/Linebackers Coach	May 16	DT	Davon Godchaux	Signed (D5b, '17)
February 10		Josh Grizzard	Named Offensive Quality Control	May 24	DE	Charles Harris	Signed (D1, '17)
February 10		Andre Carter	Named Assistant Defensive Line Coach	June 8	WR	Mitch Mathews	Signed as FA
February 10		Chris Foerster	Promoted to Run Game Coord./Offensive Line Coach	July 21	RB	De'Veon Smith	Placed on Active/Physically Unable to Perform List
February 16	DE	Mario Williams	Released	July 21	T	Eric Smith	Placed on Active/Physically Unable to Perform List
February 16	DT	Earl Mitchell	Released	July 25	CB	Alterraun Verner	Signed as FA
February 16	CB	Ifo Ekpre-Olomu	Waived	July 25	LB	Koa Misi	Placed on Reserve/Injured List
February 18	DE	Cameron Wake	Signed Contract Extension	July 27	WR	Rashawn Scott	Placed on Active/Physically Unable to Perform List
February 21	LS	Winston Chapman	Signed as FA	July 27	S	Reshad Jones	Placed on Active/Non-Football Injury List
March 8	CB	Lafayette Pitts	Placed Exclusive Rights Tender	July 27	T	Avery Young	Placed on Active/Non-Football Injury List
March 8	C/G	Anthony Steen	Placed Exclusive Rights Tender	July 27	RB	De'Veon Smith	Activated from Active/Physically Unable to Perform List
March 8	LB	Mike Hull	Placed Exclusive Rights Tender	July 27	T	Eric Smith	Activated from Active/Physically Unable to Perform List
March 8	TE	Thomas Duarte	Placed Exclusive Rights Tender	July 30	WR	Jordan Westerkamp	Signed as FA
March 8	WR	Kenny Stills	Re-Signed	July 30	LB	Lamin Barrow	Waived/Injured
March 9	LB	Kiko Alonso	Placed First Round Restricted Free Agent Tender	Aug. 2	S	Reshad Jones	Activated from Active/Non-Football Injury List
March 9	RB	Damien Williams	Placed Original Round Restricted Free Agents Tender	Aug. 4	T	Kwayde Miller	Signed as FA
March 9	S	Michael Thomas	Placed Original Round Restricted Free Agents Tender	Aug. 4	T	Avery Young	Activated from Active/Non-Football Injury List
March 9	DE	Nick Williams	Restructured Contract	Aug. 5	T	Terry Poole	Waived
March 9	TE	Julius Thomas	Acquired by Miami in Trade (Jax.)	Aug. 5	G	Isame Faciane	Signed as FA
March 9	T	Branden Albert	Traded (Jax.)	Aug. 7	QB	Jay Cutler	Signed as FA
March 9	TE	Anthony Fasano	Signed as UFA (Ten.)	Aug. 7	DE	Arthur Miley	Waived
March 9	S	Reshad Jones	Signed Contract Extension	Aug. 12	LB	Junior Sylvestre	Signed as FA
March 10	DE	Andre Branch	Re-Signed	Aug. 12	QB	Ryan Tannehill	Placed on Reserve/Injured List
March 10	LS	John Denney	Re-Signed	Aug. 15	WR	Trey Griffey	Signed as FA
March 10	S	Isa Abdul-Quddus	Waived/Failed Physical	Aug. 15	T	Sean Hickey	Signed as FA
March 10	LB	Lawrence Timmons	Signed as UFA (Pit.)	Aug. 15	WR	Rashad Lawrence	Signed as FA
March 10	S	Nate Allen	Signed as UFA (Oak.)	Aug. 15	T	Kwayde Miller	Waived
March 10	DE	William Hayes	Acquired by Miami in Trade (LAR)	Aug. 15	WR	Francis Owusu	Waived/Injured
March 10	C/G	Ted Larsen	Signed as UFA (Chi.)	Aug. 15	WR	Jordan Westerkamp	Waived/Injury Settlement
March 16	G/T	Jermon Bushrod	Re-Signed	Aug. 18	WR	Isaiah Ford	Waived/Injured
March 21	LB	Kiko Alonso	Signed Contract Extension	Aug. 18	WR	Francis Owusu	Waived/Injury Settlement
March 22	T	Avery Young	Signed as FA	Aug. 19	LB	Rey Maualuga	Signed as FA
March 22	CB	Daniel Davie	Waived/Non-Football Injury	Aug. 26	C/G	Kraig Urbik	Released/Injury Settlement
March 31	S	T.J. McDonald	Signed as UFA (LAR)	Sept. 2	S	T.J. McDonald	Signed contract extension
March 31	DE	Dion Jordan	Waived/Failed Physical	Sept. 2	CB	Tony Lippett	Placed on Reserve/Injured List
April 5	QB	David Fales	Signed as FA	Sept. 2	LB	Raekwon McMillan	Placed on Reserve/Injured List
April 13	TE	Thomas Duarte	Signed Exclusive Rights Tender	Sept. 2	S	T.J. McDonald	Placed on Reserve/Suspended List
April 13	CB	Lafayette Pitts	Signed Exclusive Rights Tender	Sept. 2	WR	Rashawn Scott	Placed on Reserve/Physically Unable to Perform List
April 17	LB	Mike Hull	Signed Exclusive Rights Tender	Sept. 2	DE	Nick Williams	Released
April 17	C/G	Anthony Steen	Signed Exclusive Rights Tender	Sept. 2	T	Sam Young	Released
April 17	S	Michael Thomas	Signed Restricted Free Agent Tender	Sept. 2	LB	Neville Hewitt	Waived/Injured
April 27	DE	Charles Harris	Selected in NFL draft - D1, '17	Sept. 2	LB	Brandon Watts	Waived/Injured
April 28	LB	Raekwon McMillan	Selected in NFL draft - D2, '17	Sept. 2	LS	Winston Chapman	Waived
April 28	CB	Cordrea Tankersley	Selected in NFL draft - D3, '17	Sept. 2	P	Matt Darr	Waived
April 29	G	Isaac Asiata	Selected in NFL draft - D5a, '17	Sept. 2	QB	Brandon Doughty	Waived
April 29	DT	Davon Godchaux	Selected in NFL draft - D5b, '17	Sept. 2	TE	Thomas Duarte	Waived
April 29	DT	Vincent Taylor	Selected in NFL draft - D6, '17	Sept. 2	G	Isame Faciane	Waived
April 29	WR	Isaiah Ford	Selected in NFL draft - D7, '17	Sept. 2	QB	David Fales	Waived
May 1	T	Ja'Wuan James	Team Exercises Fifth-Year Option	Sept. 2	WR	Trey Griffey	Waived
May 5	LB	Chase Allen	Signed as Undrafted College Free Agent	Sept. 2	S	A.J. Hendy	Waived
May 5	P	Matt Haack	Signed as Undrafted College Free Agent	Sept. 2	T	Sean Hickey	Waived
May 5	CB	Larry Hope	Signed as Undrafted College Free Agent	Sept. 2	CB	Larry Hope	Waived
May 5	WR	Malcolm Lewis	Signed as Undrafted College Free Agent	Sept. 2	RB	Storm Johnson	Waived



2017 MIAMI DOLPHINS TRANSACTIONS (as of September 4, 2017)

DATE	POS.	PLAYER/COACH	TRANSACTION
Sept. 2	LB	Deon Lacey	Waived
Sept. 2	WR	Rashad Lawrence	Waived
Sept. 2	WR	Malcolm Lewis	Waived
Sept. 2	CB	Jordan Lucas	Waived
Sept. 2	DE	Cameron Malveaux	Waived
Sept. 2	DE	Praise Martin-Oguike	Waived
Sept. 2	WR	Mitch Mathews	Waived
Sept. 2	WR	Drew Morgan	Waived
Sept. 2	DT	Lawrence Okoye	Waived
Sept. 2	TE	Chris Pantale	Waived
Sept. 2	CB	Lafayette Pitts	Waived
Sept. 2	DE	Joby Saint Fleur	Waived
Sept. 2	RB	De'Veon Smith	Waived
Sept. 2	WR	Damone'ea Stringellow	Waived
Sept. 2	LB	Junior Sylvestre	Waived
Sept. 2	DE	Julius Warmesley	Waived
Sept. 2	T	Avery Young	Waived
Sept. 3	K	Cody Parkey	Acquired from waivers (Cle.)
Sept. 3	LB	Justin March-Lillard	Acquired from waivers (K.C.)
Sept. 3	K	Andrew Franks	Waived
Sept. 3	LB	Trevor Reilly	Waived
Sept. 3	QB	Brandon Doughty	Signed to practice squad
Sept. 3	TE	Thomas Duarte	Signed to practice squad
Sept. 3	T	Sean Hickey	Signed to practice squad
Sept. 3	WR	Malcolm Lewis	Signed to practice squad
Sept. 3	CB	Jordan Lucas	Signed to practice squad
Sept. 3	DE	Cameron Malveaux	Signed to practice squad
Sept. 3	WR	Drew Morgan	Signed to practice squad
Sept. 3	RB	De'Veon Smith	Signed to practice squad
Sept. 4	C/G	Ted Larsen	Placed on Reserve/Injured List
Sept. 4	T	Sam Young	Signed as FA
Sept. 4	DT	Gabe Wright	Signed to practice squad
Sept. 4	LB	Trevor Reilly	Signed to practice squad



2017 MIAMI DOLPHINS NUMERICAL ROSTER

(as of September 4, 2017 - visit Dolphins.com for most up-to-date roster)

No.	Name	Pos.	Ht.	Wt.	Birthdate	Exp.	College	Hometown	How Acq.	Date Placed
1	Cody Parkey	K	6-0	190	2/19/92	3	Auburn '14	Jupiter, Fla.	Wai., '17 (Cle.)	
6	Jay Cutler	QB	6-3	231	4/29/83	12	Vanderbilt '06	Santa Claus, Ind.	FA, '17	
8	Matt Moore	QB	6-3	219	8/9/84	11	Oregon State '07	Newhall, Calif.	UFA, '11 (Car.)	
10	Kenny Stills	WR	6-1	196	4/22/92	5	Oklahoma '13	Carlsbad, Calif.	T, '15 (N.O.)	
11	DeVante Parker	WR	6-3	212	1/20/93	3	Louisville '15	Louisville, Ky.	D1, '15	
14	Jarvis Landry	WR	5-11	208	11/28/92	4	LSU '14	Lutcher, La.	D2, '14	
16	Matt Haack	P	6-0	205	7/25/94	R	Arizona State '17	West Des Moines, Iowa	FA, '17	
19	Jakeem Grant	WR	5-7	169	10/30/92	2	Texas Tech '16	Mesquite, Texas	D6a, '16	
20	Reshad Jones	S	6-1	223	2/25/88	8	Georgia '10	Atlanta, Ga.	D5b, '10	
23	Jay Ajayi	RB	6-0	223	6/15/93	3	Boise State '15	Plano, Texas	D5b, '15	
25	Xavien Howard	CB	6-1	196	7/4/93	2	Baylor '16	Houston, Texas	D2, '16	
26	Damien Williams	RB	5-11	224	4/3/92	4	Oklahoma '14	San Diego, Calif.	FA, '14	
27	Maurice Smith	S	6-0	197	6/14/95	R	Georgia '17	Sugar Land, Texas	FA, '17	
28	Bobby McCain	CB	5-11	192	8/18/93	3	Memphis '15	Oxford, Ala.	D5a, '15	
29	Nate Allen	S	6-1	214	11/30/87	8	South Florida '10	Cape Coral, Fla.	UFA, '17 (Oak.)	
30	Cordrea Tankersley	CB	6-1	196	11/19/93	R	Clemson '17	Beech Island, S.C.	D3, '17	
31	Michael Thomas	S	5-11	195	3/17/90	5	Stanford '12	Houston, Texas	FA, '13	
32	Kenyan Drake	RB	6-1	211	1/26/94	2	Alabama '16	Powder Springs, Ga.	D3a, '16	
33	Torry McTyer	CB	5-11	184	4/10/95	R	UNLV '17	Los Angeles, Calif.	FA, '17	
34	Senorise Perry	RB	6-0	210	9/19/91	3	Louisville '14	Summerville, Ga.	FA, '16	
35	Walt Aikens	CB/S	6-1	212	6/19/91	4	Liberty '14	Charlotte, N.C.	D4, '14	
41	Byron Maxwell	CB	6-1	198	2/23/88	7	Clemson '11	North Charleston, S.C.	T, '16 (Phi.)	
42	Alterraun Verner	CB	5-10	187	12/13/88	8	UCLA '10	Orange, Calif.	FA, '17	
45	Mike Hull	LB	6-0	232	5/25/91	2	Penn State '15	Cononsburg, Pa.	FA, '15	
47	Kiko Alonso	LB	6-3	233	8/14/90	5	Oregon '13	Los Gatos, Calif.	T, '16 (Phi.)	
48	MarQueis Gray	TE	6-4	263	11/7/89	5	Minnesota '13	Indianapolis, Ind.	FA, '16	
50	Andre Branch	DE	6-5	263	7/14/89	6	Clemson '12	Richmond, Va.	UFA, '16 (Jax.)	
51	Mike Pouncey	C	6-5	298	7/24/89	7	Florida '11	Lakeland, Fla.	D1, '11	
53	Justin March-Lillard	LB	6-0	222	7/5/93	2	Akron '15	Danville, Ill.	Wai., '17 (K.C.)	
56	Davon Godchaux	DT	6-3	305	11/11/94	R	LSU '17	Plaquemine, La.	D5b, '17	
58	Rey Mauluga	LB	6-2	258	1/20/87	9	USC '09	Eureka, Calif.	FA, '17	
59	Chase Allen	LB	6-3	250	8/29/93	R	Southern Illinois '17	Belleville, Ill.	FA, '17	
64	Jake Brendel	C	6-4	299	9/10/92	2	UCLA '16	Plano, Texas	FA, '16	
65	Anthony Steen	C/G	6-4	320	5/9/90	2	Alabama '14	Clarksdale, Miss.	FA, '16	
67	Laremy Tunsil	T	6-5	318	8/2/94	2	Mississippi '16	Lake City, Fla.	D1, '16	
68	Isaac Asiata	G	6-3	341	12/29/92	R	Utah '17	Spanish Fork, Utah	D5a, '17	
70	Ja'Wuan James	T	6-6	307	6/3/92	4	Tennessee '14	Suwanee, Ga.	D1, '14	
71	Eric Smith	T	6-4	321	9/2/95	R	Virginia '17	Decatur, Ga.	FA, '17	
74	Jermon Bushrod	G/T	6-5	318	8/19/84	11	Towson '07	King George, Va.	FA, '16	
77	Jesse Davis	G/T	6-6	321	9/15/91	1	Idaho '16	Asotin, Wash.	FA, '17	
78	Terrence Fede	DE	6-4	267	11/19/91	4	Marist '14	Nyack, N.Y.	D7, '14	
79	Sam Young	T	6-8	306	6/24/87	8	Notre Dame '10	Coral Springs, Fla.	UFA, '16 (Jax.)	
80	Anthony Fasano	TE	6-4	258	4/20/84	12	Notre Dame '06	Verona, N.J.	UFA, '17 (Ten.)	
88	Leonte Carroo	WR	6-1	215	1/24/94	2	Rutgers '16	Edison, N.J.	D3b, '16	
89	Julius Thomas	TE	6-5	262	6/27/88	7	Portland State '11	Stockton, Calif.	T, '17 (Jax.)	
90	Charles Harris	DE	6-3	250	3/6/95	R	Missouri '17	Kansas City, Mo.	D1, '17	
91	Cameron Wake	DE	6-3	263	1/30/82	9	Penn State '05	Hyattsville, Md.	FA, '09	
92	John Denney	LS	6-5	242	12/13/78	13	Brigham Young '05	Thornton, Colo.	FA, '05	
93	Ndamukong Suh	DT	6-4	305	1/6/87	8	Nebraska '10	Portland, Ore.	UFA, '15 (Det.)	
94	Lawrence Timmons	LB	6-1	242	5/14/86	11	Florida State '07	Florence, S.C.	UFA, '17 (Pit.)	
95	William Hayes	DE	6-3	278	5/2/85	10	Winston-Salem St. '08	High Point, N.C.	T, '17 (LAR)	
96	Vincent Taylor	DT	6-3	296	1/5/94	R	Oklahoma State '17	San Antonio, Texas	D6, '17	
97	Jordan Phillips	DT	6-6	333	9/21/92	3	Oklahoma '15	Wichita, Kan.	D2, '15	
RESERVE/PHYSICALLY UNABLE TO PERFORM										
87	Rashawn Scott	WR	6-0	199	1/29/92	2	Miami (FL) '16	Melbourne, Fla.	FA, '16	
RESERVE/INJURED										
15	Isaiah Ford	WR	6-2	195	2/9/96	R	Virginia Tech '17	Jacksonville, Fla.	D7, '17	8/19/17
17	Ryan Tannehill	QB	6-4	216	7/27/88	6	Texas A&M '12	Big Spring, Texas	D1, '12	8/12/17
36	Tony Lippett	CB	6-3	192	7/2/92	3	Michigan State '15	Detroit, Mich.	D5d, '15	9/2/17
49	Lamin Barrow	LB	6-2	235	11/29/90	4	LSU '14	Marrero, La.	FA, '17	7/31/17
52	Raekwon McMillan	LB	6-2	248	11/17/95	R	Ohio State '17	Hinesville, Ga.	D2, '17	9/2/17
55	Koa Misi	LB	6-3	265	1/17/87	8	Utah '10	Santa Rosa, Calif.	D2, '10	7/25/17
62	Ted Larsen	C/G	6-3	320	6/13/87	8	NC State '10	Palm Harbor, Fla.	UFA, '17 (Chi.)	9/4/17
RESERVE/SUSPENDED										
22	T.J. McDonald	S	6-2	223	1/26/91	5	USC '13	Fresno, Calif.	UFA, '17 (LAR)	
PRACTICE SQUAD										
7	Brandon Doughty	QB	6-3	212	10/6/91	1	Western Kentucky '16	Davie, Fla.	D7a, '16	
18	Malcolm Lewis	WR	5-10	194	10/27/93	R	Miami (FL) '17	Miramar, Fla.	FA, '17	
21	Jordan Lucas	CB	6-0	202	8/2/93	2	Penn State '16	New Rochelle, N.Y.	D6b, '16	
38	De'Veon Smith	RB	5-11	221	11/8/94	R	Michigan '17	Warren, Ohio	FA, '17	
57	Trevor Reilly	LB	6-5	240	1/17/88	3	Utah '14	Valley Center, Calif.	FA, '16	
63	Sean Hickey	T	6-6	306	9/29/91	1	Syracuse '15	Murrysville, Pa.	FA, '17	
75	Cameron Malveaux	DE	6-5	276	8/22/94	R	Houston '17	Beaumont, Texas	FA, '17	
81	Drew Morgan	WR	6-0	187	12/2/94	R	Arkansas '17	Greenwood, Ark.	FA, '17	
83	Thomas Duarte	TE	6-2	244	3/30/95	2	UCLA '16	Fullerton, Calif.	D7b, '16	
98	Gabe Wright	DT	6-3	305	4/3/92	3	Auburn '15	Columbus, Ga.	FA, '17	



2017 MIAMI DOLPHINS ALPHABETICAL ROSTER

(as of September 4, 2017 - visit Dolphins.com for most up-to-date roster)

No.	Name	Pos.	Ht.	Wt.	Birthdate	Exp.	College	Hometown	How Acq.	Date Placed
35	Aikens, Walt	CB/S	6-1	212	6/19/91	4	Liberty '14	Charlotte, N.C.	D4, '14	
23	Ajayi, Jay	RB	6-0	223	6/15/93	3	Boise State '15	Plano, Texas	D5b, '15	
59	Allen, Chase	LB	6-3	250	8/29/93	R	Southern Illinois '17	Belleville, Ill.	FA, '17	
29	Allen, Nate	S	6-1	214	11/30/87	8	South Florida '10	Cape Coral, Fla.	UFA, '17 (Oak.)	
47	Alonso, Kiko	LB	6-3	233	8/14/90	5	Oregon '13	Los Gatos, Calif.	T, '16 (Phi.)	
68	Asiata, Isaac	G	6-3	341	12/29/92	R	Utah '17	Spanish Fork, Utah	D5a, '17	
50	Branch, Andre	DE	6-5	263	7/14/89	6	Clemson '12	Richmond, Va.	UFA, '16 (Jax.)	
64	Brendel, Jake	C	6-4	299	9/10/92	2	UCLA '16	Plano, Texas	FA, '16	
74	Bushrod, Jermon	G/T	6-5	318	8/19/84	11	Towson '07	King George, Va.	FA, '16	
88	Carroo, Leonte	WR	6-1	215	1/24/94	2	Rutgers '16	Edison, N.J.	D3b, '16	
6	Cutler, Jay	QB	6-3	231	4/29/83	12	Vanderbilt '06	Santa Claus, Ind.	FA, '17	
77	Davis, Jesse	G/T	6-6	321	9/15/91	1	Idaho '16	Asotin, Wash.	FA, '17	
92	Denney, John	LS	6-5	242	12/13/78	13	Brigham Young '05	Thornton, Colo.	FA, '05	
32	Drake, Kenyan	RB	6-1	211	1/26/94	2	Alabama '16	Powder Springs, Ga.	D3a, '16	
80	Fasano, Anthony	TE	6-4	258	4/20/84	12	Notre Dame '06	Verona, N.J.	UFA, '17 (Ten.)	
78	Fede, Terrence	DE	6-4	267	11/19/91	4	Marist '14	Nyack, N.Y.	D7, '14	
56	Godchaux, Davon	DT	6-3	305	11/11/94	R	LSU '17	Plaquemine, La.	D5b, '17	
19	Grant, Jakeem	WR	5-7	169	10/30/92	2	Texas Tech '16	Mesquite, Texas	D6a, '16	
48	Gray, MarQueis	TE	6-4	263	11/7/89	5	Minnesota '13	Indianapolis, Ind.	FA, '16	
16	Haack, Matt	P	6-0	205	7/25/94	R	Arizona State '17	West Des Moines, Iowa	FA, '17	
90	Harris, Charles	DE	6-3	250	3/6/95	R	Missouri '17	Kansas City, Mo.	D1, '17	
95	Hayes, William	DE	6-3	278	5/2/85	10	Winston-Salem St. '08	High Point, N.C.	T, '17 (LAR)	
25	Howard, Xavien	CB	6-1	196	7/4/93	2	Baylor '16	Houston, Texas	D2, '16	
45	Hull, Mike	LB	6-0	232	5/25/91	2	Penn State '15	Cononsburg, Pa.	FA, '15	
70	James, Ja'Wuan	T	6-6	307	6/3/92	4	Tennessee '14	Suwanee, Ga.	D1, '14	
20	Jones, Reshad	S	6-1	223	2/25/88	8	Georgia '10	Atlanta, Ga.	D5b, '10	
14	Landry, Jarvis	WR	5-11	208	11/28/92	4	LSU '14	Lutcher, La.	D2, '14	
53	March-Lillard, Justin	LB	6-0	222	7/5/93	2	Akron '15	Danville, Ill.	Wai., '17 (K.C.)	
58	Mauluga, Rey	LB	6-2	258	1/20/87	9	USC '09	Eureka, Calif.	FA, '17	
41	Maxwell, Byron	CB	6-1	198	2/23/88	7	Clemson '11	North Charleston, S.C.	T, '16 (Phi.)	
28	McCain, Bobby	CB	5-11	192	8/18/93	3	Memphis '15	Oxford, Ala.	D5a, '15	
33	McTyer, Torry	CB	5-11	184	4/10/95	R	UNLV '17	Los Angeles, Calif.	FA, '17	
8	Moore, Matt	QB	6-3	219	8/9/84	11	Oregon State '07	Newhall, Calif.	UFA, '11 (Car.)	
11	Parker, DeVante	WR	6-3	212	1/20/93	3	Louisville '15	Louisville, Ky.	D1, '15	
1	Parkey, Cody	K	6-0	190	2/19/92	3	Auburn '14	Jupiter, Fla.	Wai., '17 (Cle.)	
34	Perry, Seniorise	RB	6-0	210	9/19/91	3	Louisville '14	Summerville, Ga.	FA, '16	
97	Phillips, Jordan	DT	6-6	333	9/21/92	3	Oklahoma '15	Wichita, Kan.	D2, '15	
51	Pouncey, Mike	C	6-5	298	7/24/89	7	Florida '11	Lakeland, Fla.	D1, '11	
71	Smith, Eric	T	6-4	321	9/2/95	R	Virginia '17	Decatur, Ga.	FA, '17	
27	Smith, Maurice	S	6-0	197	6/14/95	R	Georgia '17	Sugar Land, Texas	FA, '17	
65	Steen, Anthony	C/G	6-4	320	5/9/90	2	Alabama '14	Clarksdale, Miss.	FA, '16	
10	Stills, Kenny	WR	6-1	196	4/22/92	5	Oklahoma '13	Carlsbad, Calif.	T, '15 (N.O.)	
93	Suh, Ndamukong	DT	6-4	305	1/6/87	8	Nebraska '10	Portland, Ore.	UFA, '15 (Det.)	
30	Tankersley, Cordrea	CB	6-1	196	11/19/93	R	Clemson '17	Beech Island, S.C.	D3, '17	
96	Taylor, Vincent	DT	6-3	296	1/5/94	R	Oklahoma State '17	San Antonio, Texas	D6, '17	
89	Thomas, Julius	TE	6-5	262	6/27/88	7	Portland State '11	Stockton Calif.	T, '17 (Jax.)	
31	Thomas, Michael	S	5-11	195	3/17/90	5	Stanford '12	Houston, Texas	FA, '13	
94	Timmons, Lawrence	LB	6-1	242	5/14/86	11	Florida State '07	Florence, S.C.	UFA, '17 (Pit.)	
67	Tunsil, Laremy	T	6-5	318	8/2/94	2	Mississippi '16	Lake City, Fla.	D1, '16	
42	Verner, Alterraun	CB	5-10	187	12/13/88	8	UCLA '10	Orange, Calif.	FA, '17	
91	Wake, Cameron	DE	6-3	263	1/30/82	9	Penn State '05	Hyattsville, Md.	FA, '09	
26	Williams, Damien	RB	5-11	224	4/3/92	4	Oklahoma '14	San Diego, Calif.	FA, '14	
79	Young, Sam	T	6-8	306	6/24/87	8	Notre Dame '10	Coral Springs, Fla.	UFA, '16 (Jax.)	
RESERVE/PHYSICALLY UNABLE TO PERFORM										
87	Scott, Rashawn	WR	6-0	199	1/29/92	2	Miami (FL) '16	Melbourne, Fla.	FA, '16	
RESERVE/INJURED										
49	Barrow, Lamin	LB	6-2	235	11/29/90	4	LSU '14	Marrero, La.	FA, '17	7/31/17
15	Ford, Isaiah	WR	6-2	195	2/9/96	R	Virginia Tech '17	Jacksonville, Fla.	D7, '17	8/19/17
62	Larsen, Ted	C/G	6-3	320	6/13/87	8	NC State '10	Palm Harbor, Fla.	UFA, '17 (Chi.)	9/4/17
36	Lippett, Tony	CB	6-3	192	7/2/92	3	Michigan State '15	Detroit, Mich.	D5d, '15	9/2/17
52	McMillan, Raekwon	LB	6-2	248	11/17/95	R	Ohio State '17	Hinesville, Ga.	D2, '17	9/2/17
55	Misi, Koa	LB	6-3	265	1/17/87	8	Utah '10	Santa Rosa, Calif.	D2, '10	7/25/17
17	Tannehill, Ryan	QB	6-4	216	7/27/88	6	Texas A&M '12	Big Spring, Texas	D1, '12	8/12/17
RESERVE/SUSPENDED										
22	McDonald, T.J.	S	6-2	223	1/26/91	5	USC '13	Fresno, Calif.	UFA, '17 (LAR)	
PRACTICE SQUAD										
7	Doughty, Brandon	QB	6-3	212	10/6/91	1	Western Kentucky '16	Davie, Fla.	D7a, '16	
83	Duarte, Thomas	TE	6-2	244	3/30/95	2	UCLA '16	Fullerton, Calif.	D7b, '16	
63	Hickey, Sean	T	6-6	306	9/29/91	1	Syracuse '15	Murrysville, Pa.	FA, '17	
18	Lewis, Malcolm	WR	5-10	194	10/27/93	R	Miami (FL) '17	Miramar, Fla.	FA, '17	
21	Lucas, Jordan	CB	6-0	202	8/2/93	2	Penn State '16	New Rochelle, N.Y.	D6b, '16	
75	Malveaux, Cameron	DE	6-5	276	8/22/94	R	Houston '17	Beaumont, Texas	FA, '17	
81	Morgan, Drew	WR	6-0	187	12/2/94	R	Arkansas '17	Greenwood, Ark.	FA, '17	
57	Reilly, Trevor	LB	6-5	240	1/17/88	3	Utah '14	Valley Center, Calif.	FA, '16	
38	Smith, De'Veon	RB	5-11	221	11/8/94	R	Michigan '17	Warren, Ohio	FA, '17	
98	Wright, Gabe	DT	6-3	305	4/3/92	3	Auburn '15	Columbus, Ga.	FA, '17	



2017 MIAMI DOLPHINS POSITIONAL ROSTER / PRONUNCIATIONS (as of Sept. 4, 2017)

OFFENSE (24)

QUARTERBACKS (2)							
NO	NAME	POS	HT	WT	DOB	EXP	COLLEGE
6	Cutler, Jay	QB	6-3	231	4/29/83	12	Vanderbilt '06
8	Moore, Matt	QB	6-3	219	8/9/84	11	Oregon State '07

RUNNING BACKS (4)							
NO	NAME	POS	HT	WT	DOB	EXP	COLLEGE
23	Ajayi, Jay	RB	6-0	223	6/15/93	3	Boise State '15
26	Williams, Damien	RB	5-11	224	4/3/92	4	Oklahoma '14
32	Drake, Kenyan	RB	6-1	211	1/26/94	2	Alabama '16
34	Perry, Seniorise	RB	6-0	210	9/19/91	3	Louisville '14

WIDE RECEIVERS (5)							
NO	NAME	POS	HT	WT	DOB	EXP	COLLEGE
10	Stills, Kenny	WR	6-1	196	4/22/92	5	Oklahoma '13
11	Parker, DeVante	WR	6-3	212	1/20/93	3	Louisville '15
14	Landry, Jarvis	WR	5-11	208	11/28/92	4	LSU '14
19	Grant, Jakeem	WR	5-7	169	10/30/92	2	Texas Tech '16
88	Carroo, Leonte	WR	6-1	215	1/24/94	2	Rutgers '16

TIGHT ENDS (3)							
NO	NAME	POS	HT	WT	DOB	EXP	COLLEGE
48	Gray, MarQueis	TE	6-4	263	11/7/89	5	Minnesota '13
80	Fasano, Anthony	TE	6-4	258	4/20/84	12	Notre Dame '06
89	Thomas, Julius	TE	6-5	262	6/27/88	7	Portland State '11

OFFENSIVE LINEMEN (10)							
NO	NAME	POS	HT	WT	DOB	EXP	COLLEGE
51	Pouncey, Mike	C	6-5	298	7/24/89	7	Florida '11
64	Brendel, Jake	C	6-4	299	9/10/92	2	UCLA '16
65	Steen, Anthony	C/G	6-4	320	5/9/90	2	Alabama '14
67	Tunsil, Laremy	T	6-5	318	8/2/94	2	Mississippi '14
68	Asiata, Isaac	G	6-3	341	12/29/92	4	Utah '17
70	James, Ja'Wuan	T	6-6	307	6/3/92	4	Tennessee '14
71	Smith, Eric	T	6-4	321	9/2/95	R	Virginia '17
74	Bushrod, Jermon	G/T	6-5	318	8/19/84	11	Towson '07
77	Davis, Jesse	G/T	6-6	321	9/15/91	1	Idaho '16
79	Young, Sam	T	6-8	306	6/24/87	8	Notre Dame '10

RESERVE/PUP (1)

NO	NAME	POS	HT	WT	DOB	EXP	COLLEGE
87	Scott, Rashawn	WR	6-0	199	1/29/92	2	Miami (FL) '16

RESERVE/SUSPENDED (1)

NO	NAME	POS	HT	WT	DOB	EXP	COLLEGE
22	McDonald, T.J.	S	6-2	223	1/26/91	5	USC '13

RESERVE/INJURED (7)

NO	NAME	POS	HT	WT	DOB	EXP	COLLEGE
15	Ford, Isaiah	WR	6-2	195	2/9/96	R	Virginia Tech '17
17	Tannehill, Ryan	QB	6-4	216	7/27/88	6	Texas A&M '12
36	Lippett, Tony	CB	6-3	192	7/2/92	3	Michigan State '15
49	Barrow, Lamin	LB	6-2	235	11/29/90	4	LSU '14
52	McMillan, Raekwon	LB	6-2	248	11/17/95	R	Ohio State '17
55	Misi, Koa	LB	6-3	265	1/17/87	8	Utah '10
62	Larsen, Ted	C/G	6-3	320	6/13/87	8	NC State '10

DEFENSE (26)

DEFENSIVE LINEMEN (9)							
NO	NAME	POS	HT	WT	DOB	EXP	COLLEGE
50	Branch, Andre	DE	6-5	263	7/14/89	6	Clemson '12
56	Godchaux, Davon	DT	6-3	305	11/11/94	R	LSU '17
78	Fede, Terrence	DE	6-4	267	11/19/91	4	Marist '14
90	Harris, Charles	DE	6-3	250	3/6/95	R	Missouri '17
91	Wake, Cameron	DE	6-3	263	1/30/82	9	Penn State '05
93	Suh, Ndamukong	DT	6-4	305	1/6/87	8	Nebraska '10
95	Hayes, William	DE	6-3	278	5/2/85	10	Winston-Salem St. '08
96	Taylor, Vincent	DT	6-3	296	1/5/94	R	Oklahoma State '17
97	Phillips, Jordan	DT	6-6	333	9/21/92	3	Oklahoma '15

LINEBACKERS (6)							
NO	NAME	POS	HT	WT	DOB	EXP	COLLEGE
45	Hull, Mike	LB	6-0	232	5/25/91	2	Penn State '15
47	Alonso, Kiko	LB	6-3	233	8/14/90	5	Oregon '13
53	March-Lillard, Justin	LB	6-0	222	7/5/93	2	Akron '15
58	Maulaluga, Rey	LB	6-2	258	1/20/87	9	USC '09
59	Allen, Chase	LB	6-3	250	8/29/93	R	Southern Illinois '17
94	Timmons, Lawrence	LB	6-1	242	5/14/86	11	Florida State '07

DEFENSIVE BACKS (11)							
NO	NAME	POS	HT	WT	DOB	EXP	COLLEGE
20	Jones, Reshad	S	6-1	223	2/25/88	8	Georgia '10
25	Howard, Xavien	CB	6-1	196	7/4/93	2	Baylor '16
27	Smith, Maurice	S	6-0	197	6/14/95	R	Georgia '17
28	McCain, Bobby	CB	5-11	192	8/18/93	3	Memphis '15
29	Allen, Nate	S	6-1	214	11/30/87	8	South Florida '10
30	Tankersley, Cordrea	CB	6-1	196	11/19/93	R	Clemson '17
31	Thomas, Michael	S	5-11	195	3/17/90	5	Stanford '12
33	McTyer, Torry	CB	5-11	184	4/10/95	R	UNLV '17
35	Aikens, Walt	CB/S	6-1	212	6/19/91	4	Liberty '14
41	Maxwell, Byron	CB	6-1	198	2/23/88	7	Clemson '11
42	Verner, Alterraun	CB	5-10	187	12/13/88	8	UCLA '10

SPECIALISTS (3)

NO	NAME	POS	HT	WT	DOB	EXP	COLLEGE
1	Parkey, Cody	K	6-0	190	2/19/92	3	Auburn '14
16	Haack, Matt	P	6-0	205	7/25/94	R	Arizona State '17
92	Denney, John	LS	6-5	242	12/13/78	13	Brigham Young '05

PRACTICE SQUAD (10)

NO	NAME	POS	HT	WT	DOB	EXP	COLLEGE
7	Doughty, Brandon	QB	6-3	212	10/6/91	1	Western Kentucky '16
18	Lewis, Malcolm	WR	5-10	194	10/27/93	R	Miami (FL) '17
21	Lucas, Jordan	CB	6-0	202	8/2/93	2	Penn State '16
38	Smith, De'Veon	RB	5-11	221	11/8/94	R	Michigan '17
57	Reilly, Trevor	LB	6-5	240	1/17/88	3	Utah '14
63	Hickey, Sean	T	6-6	306	9/29/91	1	Syracuse '15
75	Malveaux, Cameron	DE	6-5	276	8/22/94	R	Houston '17
81	Morgan, Drew	WR	6-0	187	12/2/94	R	Arkansas '17
83	Duarte, Thomas	TE	6-2	244	3/30/95	2	UCLA '16
98	Wright, Gabe	DT	6-3	305	4/3/92	3	Auburn '15

PRONUNCIATION GUIDE

PLAYER	PHONETICALLY	PLAYER	PHONETICALLY	COACH/STAFF	PHONETICALLY
RB Jay Ajayi	uh-JYE-ee	T Ja'Wuan James	JUH-Wan	Lou Anarumo	aann-UH-room-OH
G Isaac Asiata	AH-see-ah-ta	DE Cameron Malveaux	Mal-VOH	Joe Cimino	Chu-MEAN-oh
G/T Jermon Bushrod	JURR-mahn	LB Rey Maulaluga	RAY mah-wah-LOO-guh	Chris Foerster	FURR-stir
WR Leonte Carroo	LEON-tay Cuh-ROO	LB Koa Misi	CO-uh, ME-see	Josh Grizzard	Grizz-ARD
QB Brandon Doughty	DOW-tee	RB Seniorise Perry	Suh-norris	Naohisa Inoue	Now-HE-Sa, IN-ew-way
TE Thomas Duarte	DOO-ort-ee	C Mike Pouncey	POUNCE-ee	Daronte Jones	DUH-rawn-tay
DE Terrence Fede	Fuh-DAY	DT Ndamukong Suh	En-dom-ah-ken Soo	Chris Kuper	KOO-pehr
DT Davon Godchaux	Duh-VAHN GOD-chaw	CB Cordrea Tankersley	coh-DRAY	Marwan Maalouf	mah-LOOF
TE MarQueis Gray	Mar-QWEES	QB Ryan Tannehill	TAN-uh-hill	Dave Puloka	Puh-LOH-kuh
P Matt Haack	HAWK	G/T Laremy Tunsil	LAIR-uh-mee TUHN-suhl		
CB Xavien Howard	EX-ay-vee-n	CB Alterraun Verner	AL-ter-on		



2017 MIAMI DOLPHINS - HOW THEY WERE ACQUIRED (as of September 4, 2017)

	DRAFT (20)	TRADES (5)	WAIVERS (2)	FREE AGENTS (26)
2005				LS John Denney
2009				DE Cameron Wake
2010	S Reshad Jones (5b)			
2011	C Mike Pouncey (1)			QB Matt Moore (Car.)
2012				
2013				S Michael Thomas
2014	T Ja'Wuan James (1) WR Jarvis Landry (2) CB/S Walt Aikens (4) DE Terrence Fede (7)			RB Damien Williams
2015	WR DeVante Parker (1) DT Jordan Phillips (2) CB Bobby McCain (5a) RB Jay Ajayi (5b)	WR Kenny Stills (N.O.)		LB Mike Hull DT Ndamukong Suh (Det.)
2016	T Laremy Tunsil (1) CB Xavien Howard (2) RB Kenyan Drake (3a) WR Leonte Carroo (3b) WR Jakeem Grant (6a)	LB Kiko Alonso (Phi.) CB Byron Maxwell (Phi.)		DE Andre Branch (Jax.) C Jake Brendel G/T Jermon Bushrod TE MarQueis Gray RB Senorise Perry C/G Anthony Steen T Sam Young
2017	DE Charles Harris (1) CB Cordrea Tankersley (3) G Isaac Asiata (5a) DT Davon Godchaux (5b) DT Vincent Taylor (6)	DE William Hayes (LAR) TE Julius Thomas (Jax.)	LB Justin March-Lillard (K.C.) K Cody Parkey (Cle.)	S Nate Allen (Oak.) LB Chase Allen QB Jay Cutler G/T Jesse Davis TE Anthony Fasano (Ten.) P Matt Haack LB Rey Mauluga CB Torry McTyer T Eric Smith S Maurice Smith LB Lawrence Timmons (Pit.) CB Alterraun Verner



PRESEASON GAME RECAPS

GAME 1

AUG. 10, 2017 | MIAMI GARDENS, FLA.
HARD ROCK STADIUM
ATTENDANCE: 64,271 | TV: WFOR CBS4

SCORING SUMMARY

	1	2	3	4	F
Atlanta	7	7	6	0	20
Miami	3	7	0	13	23

ATLANTA 20

MIAMI 23

David Fales threw two fourth-quarter touchdown passes, including a stunning 99-yarder to Damore'ea Stringfellow, and the Dolphins rallied for a 23-20 victory against the Atlanta Falcons in their preseason opener at Hard Rock Stadium.

The Dolphins trailed 20-10 before Fales connected with rookie Francis Owusu on an 18-yard touchdown pass to make it 20-16 after a two-point conversion attempt failed.

After being pinned at their 1-yard line with exactly 9 minutes left, Fales threw down the left sideline and Stringfellow caught the ball at the 32 before outracing defensive back Marcelis Branch to the end zone.

Second-year wide receiver Leonte Carroo had the other Dolphins touchdown, catching a 33-yard pass from quarterback Brandon Doughty in the second quarter.

Owusu came up with another big catch, making a twisting 28-yard reception on the first play after the two-minute warning to all but clinch the victory.

Atlanta scored 13 consecutive points between the second and third quarters, including Terron Ward's 3-yard touchdown run just before halftime. The Falcons' other touchdown came on a 15-yard pass from 2016 NFL MVP Matt Ryan to running back Devonta Freeman on a fourth-and-1.

The drive was set up by a 39-yard punt return by Andre Roberts after the Dolphins went three-and-out in their only series with Matt Moore at quarterback. Moore completed his only pass attempt, hitting DeVante Parker for 5 yards on third-and-8.

Andrew Franks accounted for the other Miami points when he kicked a 36-yard field goal in the first quarter.

Mike Meyer kicked two field goals for Atlanta, including a 53-yarder in the third quarter.

Among the highlights for the Dolphins was a 10-yard run by Damien Williams to convert a third-and-1 on the field goal drive; three catches for 26 yards by tight end MarQueis Gray on that same drive; Jordan Lucas recovering a muffed punt to set up Owusu's touchdown; Storm Johnson recovering a fumble on the kickoff that followed Stringfellow's touchdown; and rookie Cameron Malveaux ending an Atlanta drive with a sack on third down.

SCORING DRIVES

TEAM	QTR	TIME	PLAY (EXTRA POINT) (DRIVE INFO)	ATL	MIA
Falcons	1	10:28	D.Freeman 15 yd. pass from M.Ryan (M.Bryant kick) (5-36, 2:20)	7	0
Dolphins	1	5:05	A.Franks 36 yd. Field Goal (10-42, 5:23)	7	3
Dolphins	2	5:17	L.Carroo 33 yd. pass from B.Doughty (A.Franks kick) (6-61, 2:53)	7	10
Falcons	2	0:15	T.Ward 3 yd. run (M.Bryant kick) (3-31, 1:34)	14	10
Falcons	3	6:31	M.Meyer 30 yd. Field Goal (11-40, 5:24)	17	10
Falcons	3	1:49	M.Meyer 53 yd. Field Goal (8-29, 3:48)	20	10
Dolphins	4	13:27	F.Owusu 17 yd. pass from D.Fales (pass failed) (5-30, 1:34)	20	16
Dolphins	4	8:47	D.Stringfellow 99 yd. pass from D.Fales (A.Franks kick) (1-99, 0:13)	20	23

GAME STATISTICS

RUSHING (Att-Yds-TD):

Atlanta: T. Ward 11-48-1, M. Simms 3-24, A. Torgersen 2-17, B. Hill 9-10, K. Taylor 4-7, D. Freeman 1-3, T. Renew 1-3, T. Coleman 1-1.

Miami: K. Drake 4-21, D. Williams 6-18, D. Smith 7-12, S. Perry 2-7, S. Johnson 2-5, B. Doughty 1-(-3).

PASSING (A-C-Y-TD-I):

Atlanta: M. Simms 20-10-104-0-0, A. Torgersen 5-5-19-0-0, M. Ryan 3-3-32-1-0, M. Schaub 2-2-20-0-0.

Miami: D. Fales 17-8-184-2-1, B. Doughty 12-7-69-1-1, M. Moore 1-1-5-0-0.

RECEIVING (Rec-Yds-TD):

Atlanta: A. Dable 3-32, T. Ward 3-16, Re. Davis 2-43, M. Hall 2-23, T. Renew 2-5, D. Freeman 1-15-1, A. Hooper 1-12, R. Davis 1-10, D. Burton 1-6, M. Sanu 1-5, K. Taylor 1-5, D. Griswold 1-4, E. Saubert 1-(-1).

Miami: M. Gray 3-26, T. Duarte 3-19, D. Stringfellow 2-116-1, F. Owusu 2-45-1, J. Grant 2-8, L. Carroo 1-33-1, D. Parker 1-5, S. Perry 1-4, K. Drake 1-2.

SACKS (Sk-Yds):

Atlanta: None.

Miami: C. Malveaux 1-9.

INTERCEPTIONS (Int-Yds):

Atlanta: D. Campbell 1-0, Ja. Jones 1-0.

Miami: None

FORCED FUMBLES:

Atlanta: None.

Miami: T. McTyler 1.

FUMBLE RECOVERIES (No-Yds):

Atlanta: None.

Miami: S. Johnson 1-0, J. Lucas 1-0.

TEAM STATS

	ATL	MIA
First Downs	17	12
Rushing	5	2
Passing	10	8
Penalty	2	2
3rd-Down Efficiency	7 for 18	5 for 13
4th-Down Efficiency	2 for 2	0 for 0
Total Net Yards	279	318
Total Net Plays	63	52
Average Gain	4.4	6.1
Net Yards Rushing	113	60
Rushes	32	22
Yards per Rush	3.5	2.7
Net Yards Passing	166	258
Completed - Attempted	20-30	16-30
Yards per Pass Play	5.4	8.6
Sacked - Yards Lost	1-9	0-0
Had Intercepted	0	2
Punts - Average	6-279-46.5	6-266-44.3
Return Yardage	188	120
Punts - Return Yards	5-74	4-7
Kickoffs - Return Yards	5-114	5-113
Interceptions - Return Yards	2-0	0-0
Penalties - Yards	7-76	7-49
Fumbles - Lost	2-2	0-0
Red-Zone Efficiency	2 for 3	1 for 3
Goal-to-Go Efficiency	1 for 1	0 for 0
Time of Possession	34:53	25:07



PRESEASON GAME RECAPS

GAME 2

AUG. 17, 2017 | MIAMI GARDENS, FLA.
HARD ROCK STADIUM
ATTENDANCE: 64,464 | TV: WFOR CBS4

SCORING SUMMARY

BALTIMORE 31	MIAMI 7
---------------------	----------------

	1	2	3	4	F
Baltimore	0	13	8	10	31
Miami	0	7	0	0	7

Quarterback Jay Cutler and running back Jay Ajayi made their first preseason appearances as the Dolphins dropped a 31-7 decision against the Baltimore Ravens at Hard Rock Stadium. The loss evened the Dolphins' preseason record at 1-1.

Cutler, who was signed after Ryan Tannehill was sidelined by a knee injury, started at quarterback and completed 3-of-6 passes for 24 yards. He also had a 31-yard completion to DeVante Parker nullified by a holding penalty.

Ajayi, who missed the preseason opener because he was in the concussion protocol, started at running back and played the first series. He touched the ball on the first three offensive plays, carrying the ball twice and catching a pass for an 11-yard gain. He had a 19-yard run called back because of a penalty.

Senorise Perry scored the Dolphins' lone touchdown on an 11-yard run early in the second quarter. The score gave Miami a 7-0 lead and came seven plays after Xavien Howard intercepted a Ryan Mallett pass.

Rookie third-round pick Cordrea Tankersley also had an interception against Mallett and cornerback Byron Maxwell forced two fumbles in the first quarter, although Baltimore was able to recover both times.

Rookie defensive tackles Davon Godchaux and Vincent Taylor and linebacker Mike Hull all had a tackle for loss on running plays.

All four quarterbacks on the Dolphins roster saw action, with Matt Moore and David Fales following Cutler in the first half, and Brandon Doughty taking over late in the third quarter.

Backup quarterback Josh Woodrum had two touchdown runs for Baltimore, from 14 yards and 1 yard out. Mallett threw a 1-yard touchdown pass to tight end Larry Donnell to give Baltimore its first lead at 13-7.

Special teams miscues hurt the Dolphins, as Baltimore recovered Perry's fumble on a kickoff return and later blocked a Matt Darr punt.

The Dolphins' biggest threat of the second half came in the third quarter and ended when Fales threw an incomplete pass on fourth-and-1 from the Baltimore 47-yard line.

SCORING DRIVES

TEAM	QTR	TIME	PLAY (EXTRA POINT) (DRIVE INFO)	BAL	MIA
Dolphins	2	13:44	S.Perry 11 yd. run (A.Franks kick) (7-56, 2:19)	0	7
Ravens	2	7:56	J.Tucker 52 yd. Field Goal (12-36, 5:48)	3	7
Ravens	2	5:42	J.Tucker 27 yd. Field Goal (5-15, 2:05)	6	7
Ravens	2	2:56	L.Donnell 1 yd. pass from R.Mallett (J.Tucker kick) (3-4, 1:13)	13	7
Ravens	3	7:12	J.Woodrum 14 yd. run (J.Woodrum-L. Donnell pass) (3-54, 1:37)	21	7
Ravens	4	14:52	J.Woodrum 1 yd. run (J.Tucker kick) (10-54, 5:23)	28	7
Ravens	4	7:37	J.Tucker 41 yd. Field Goal (10-43, 5:32)	31	7

GAME STATISTICS

RUSHING (Att-Yds-TD):

Baltimore: J. Allen 10-40, T. Mizzell 10-38, L. Taliaferro 6-15, J. Woodrum 3-15-2, B. Rainey 2-13, M. Campanaro 1-11, C. Moore 1-4, R. Ortiz 1-3, D. Woodhead 1-2, T. Lewis 1-2, T. West 6-(-2).

Miami: S. Perry 6-25-1, D. Williams 4-11, S. Johnson 5-4, D. Fales 1-4, D. Smith 1-4, J. Ajayi 2-(-2).

PASSING (A-C-Y-TD-I):

Baltimore: R. Mallett 22-13-113-1-2, J. Woodrum 10-8-110-0-0, T. Lewis 1-1-18-0-0.

Miami: D. Fales 14-6-41-0-0, J. Cutler 6-3-24-0-0, B. Doughty 5-2-14-0-0, M. Moore 5-3-11-0-0.

RECEIVING (Rec-Yds-TD):

Baltimore: M. Campanaro 4-35, J. Allen 3-16, M. Williams 2-48, M. Wallace 2-33, T. Mizzell 2-24, C. Board 1-20, V. Mayle 1-17, B. Watson 1-11, R. Malleck 1-10, G. Whalen 1-8, R. Ortiz 1-7, T. West 1-6, J. Maclin 1-5, L. Donnell 1-1-1.

Miami: M. Lewis 2-15, D. Stringfellow 2-14, D. Parker 1-16, J. Grant 1-12, J. Ajayi 1-11, M. Gray 1-6, K. Stills 1-6, D. Morgan 1-5, D. Williams 1-3, S. Perry 1-3, J. Thomas 1-2, J. Landry 1-(-3).

SACKS (Sk-Yds):

Baltimore: O. Foster 1-9, T. Williams 1-7.
Miami: None.

INTERCEPTIONS (Int-Yds):

Baltimore: None.
Miami: X. Howard 1-0, C. Tankersley 1-0.

FORCED FUMBLES:

Baltimore: D. Payne 1.
Miami: B. Maxwell 2.

FUMBLE RECOVERIES (No-Yds):

Baltimore: J. Tucker 1-0.
Miami: None.

TEAM STATS

	BAL	MIA
First Downs	21	9
Rushing	9	1
Passing	12	5
Penalty	0	3
3rd-Down Efficiency	9 for 17	2 for 12
4th-Down Efficiency	1 for 3	0 for 1
Total Net Yards	382	120
Total Net Plays	75	51
Average Gain	5.1	2.4
Net Yards Rushing	141	46
Rushes	42	19
Yards per Rush	3.4	2.4
Net Yards Passing	241	74
Completed - Attempted	22-33	14-30
Yards per Pass Play	7.3	2.3
Sacked - Yards Lost	0-0	2-16
Had Intercepted	2	0
Punts - Average	2-100-50.0	9-337-37.4
Return Yardage	37	131
Punts - Return Yards	3-20	2-8
Kickoffs - Return Yards	1-17	6-123
Interceptions - Return Yards	0-0	2-0
Penalties - Yards	11-81	9-71
Fumbles - Lost	3-0	2-1
Red-Zone Efficiency	3 for 5	1 for 1
Goal-to-Go Efficiency	2 for 2	0 for 0
Time of Possession	36:27	23:33



PRESEASON GAME RECAPS

GAME 3

AUG. 24, 2017 | PHILADELPHIA, PA.
LINCOLN FINANCIAL FIELD
ATTENDANCE: 69,596 | TV: WFOR CBS4

SCORING SUMMARY

MIAMI 31

PHILADELPHIA 38

	1	2	3	4	F
Miami	14	10	7	0	31
Philadelphia	14	14	3	7	38

The Miami Dolphins and Philadelphia Eagles gave fans tuning in quite a show in their preseason matchup at Lincoln Financial Field.

In an unusually high-scoring affair for the preseason, the Eagles pulled out a 38-31 victory on backup quarterback Matt McGloin's 1-yard touchdown pass to Marcus Johnson in the fourth quarter.

As the next-to-last preseason game, starters for both teams got more playing time than normal and they combined to produce a wild first half that featured big plays on offense and five turnovers, including a pick-six by Philadelphia linebacker Mychal Kendricks and a near-pick-six by Miami defensive tackle Jordan Phillips.

Jay Cutler started at quarterback for the Dolphins and his night was over in the second quarter after he had completed 5 of 8 passes for 101 yards, including a 72-yard hook-up with DeVante Parker where Parker won a jump ball against Eagles cornerback Ronald Darby.

Jay Ajayi had a strong outing at running back, carrying nine times for 53 yards and two 2-yard touchdowns, one set up by Parker's long reception and the other set up by Phillips' interception. On the opening drive of the game, Ajayi ripped off a 26-yard gain on a run to move the Dolphins into Philadelphia territory, but the drive ended when Cutler fumbled when he was sacked by defensive end Vinny Curry.

Tight end Julius Thomas had the other Dolphins touchdown in the first half on a 1-yard pass from Cutler. That touchdown came immediately after Kenny Stills got behind the Eagles secondary and drew a pass-interference penalty in the end zone to give the Dolphins a first-and-goal at the 1-yard line.

Jakeem Grant had a 69-yard touchdown reception from Brandon Doughty in the third quarter when he caught a quick slant and broke a tackle around the 40-yard line.

SCORING DRIVES

TEAM	QTR	TIME	PLAY (EXTRA POINT) (DRIVE INFO)	MIA	PHI
Eagles	1	12:22	T.Smith 50 yd. pass from C.Wentz (C.Sturgis kick) (3-52, 0:53)	0	7
Dolphins	1	5:13	J.Ajayi 2 yd. run (A.Franks kick) (5-93, 2:04)	7	7
Dolphins	1	4:49	J.Ajayi 2 yd. run (A.Franks kick) (1-2, 0:06)	14	7
Eagles	1	1:14	A.Jeffery 15 yd. pass from C.Wentz (C.Sturgis kick) (9-93, 3:35)	14	14
Dolphins	2	14:48	J.Thomas 1 yd. pass from J.Cutler (A.Franks kick) (4-75, 1:26)	21	14
Eagles	2	7:08	C.Clement 3 yd. run (C.Sturgis kick) (6-53, 3:07)	21	21
Eagles	2	5:45	M.Kendricks 31 yd. interception return (C.Sturgis kick)	21	28
Dolphins	2	0:02	A.Franks 56 yd. Field Goal (7-43, 1:00)	24	28
Eagles	3	7:28	C.Sturgis 30 yd. Field Goal (13-65, 7:32)	24	31
Dolphins	3	3:45	J.Grant 69 yd. pass from B.Doughty (A.Franks kick) (1-69, 0:12)	31	31
Eagles	4	11:08	M.Johnson 1 yd. pass from M.McGloin (C.Sturgis kick) (4-5, 2:10)	31	38

GAME STATISTICS

RUSHING (Att-Yds-TD):

Miami: J. Ajayi 9-53-2, K. Drake 4-21, S. Johnson 3-13, M. Moore 1-1, D. Williams 4-(-1).
Philadelphia: C. Clement 9-42-1, D. Pumphrey 12-37, B. Marshall 9-28, W. Smallwood 4-28, L. Blount 4-19, D. Evans 2-(-2).

PASSING (A-C-Y-TD-I):

Miami: M. Moore 11-5-43-0-2, J. Cutler 8-5-105-1-0, B. Doughty 7-2-74-1-1, D. Fales 3-1-6-0-0.
Philadelphia: M. McGloin 26-22-155-1-1, C. Wentz 10-6-129-2-1.

RECEIVING (Rec-Yds-TD):

Miami: D. Parker 2-78, J. Landry 2-49, K. Stills 2-18, K. Drake 2-2, J. Thomas 2-1-1, J. Grant 1-69-1, D. Smith 1-6, L. Carroo 1-5.
Philadelphia: M. Hollins 5-44, D. Pumphrey 5-37, T. Burton 4-43, Z. Ertz 3-44, A. Jeffery 2-35-1, C. Clement 2-11, M. Johnson 2-3-1, T. Smith 1-50-1, B. Treggs 1-9, G. Ward 1-5, S. Gibson 1-4, A. Denham 1-(-1).

SACKS (Sk-Yds):

Miami: A. Branch 1-10.
Philadelphia: V. Curry 1-6, E. Qualls 0.5-3.5, A. McCalister 0.5-3.5.

INTERCEPTIONS (Int-Yds):

Miami: J. Phillips 1-18, L. Timmons 1-2.
Philadelphia: J. Watkins 1-50, D. Cherry 1-42, L. Kendricks 1-31-1.

FORCED FUMBLES:

Miami: A. Franks 1.
Philadelphia: V. Curry 1.

FUMBLE RECOVERIES (No-Yds):

Miami: T. Reilly 1-0.
Philadelphia: F. Cox 1-0.

TEAM STATS

	MIA	PHI
First Downs	15	25
Rushing	5	9
Passing	8	14
Penalty	2	2
3rd-Down Efficiency	2 for 11	10 for 17
4th-Down Efficiency	0 for 0	0 for 0
Total Net Yards	302	426
Total Net Plays	52	77
Average Gain	5.8	5.5
Net Yards Rushing	87	152
Rushes	21	40
Yards per Rush	4.1	3.8
Net Yards Passing	215	274
Completed - Attempted	13-29	28-36
Yards per Pass Play	6.9	7.4
Sacked - Yards Lost	2-13	1-10
Had Intercepted	3	2
Punts - Average	6-294-49.0	6-233-38.8
Return Yardage	102	196
Punts - Return Yards	2-6	4-3
Kickoffs - Return Yards	3-76	4-70
Interceptions - Return Yards	2-20	3-123
Penalties - Yards	4-33	16-147
Fumbles - Lost	1-1	3-1
Red-Zone Efficiency	3 for 4	3 for 4
Goal-to-Go Efficiency	3 for 4	2 for 2
Time of Possession	20:45	39:15



PRESEASON GAME RECAPS

GAME 4

AUG. 31, 2017 | MINNEAPOLIS, MINN.
U.S. BANK STADIUM
ATTENDANCE: 66,409 | TV: WFOR CBS4

SCORING SUMMARY

	1	2	3	4	F
Miami	7	16	0	7	30
Minnesota	0	6	0	3	9

MIAMI 30

MINNESOTA 9

The preseason finale provides an opportunity for young players to showcase their ability, and wide receiver Jakeem Grant and quarterback David Fales did just that.

Grant had four catches for 141 yards and a touchdown, and Fales threw for three scores when the Dolphins beat the Minnesota Vikings 30-9 at U.S. Bank Stadium to end the preseason with a 2-2 record.

One week after catching a 69-yard touchdown pass against the Philadelphia Eagles, Grant was on the receiving end of a 65-yard touchdown pass from Fales in the second quarter.

Fales added touchdown passes of 6 yards to tight end MarQueis Gray in the final minute of the second quarter and 19 yards to Mitch Mathews in the fourth quarter.

The Dolphins also got a touchdown run from Kenyan Drake to open the scoring and a safety by rookie Praise Martin-Oguike when he sacked quarterback Taylor Heinicke in the end zone on the next offensive play after Gray's touchdown.

The Vikings got an 8-yard touchdown on a pass from Heinicke to Cayleb Jones, the son of former Dolphins linebacker Robert Jones, and a 24-yard field goal by Kai Forbath after the Miami defense kept them out of the end zone despite a first-and-goal from the 1-yard line.

The Dolphins defense had another stand in the fourth quarter, stopping Minnesota on a fourth-and-1 from the Miami 4-yard line when linebacker Trevor Reilly sacked backup quarterback Mitch Leidner after he rolled out of the pocket.

Along with Reilly and Martin-Oguike, the Dolphins also got sacks from Lawrence Okoye, Jordan Lucas and Julius Warmlesley.

Fales split quarterbacking duties with Brandon Doughty, whose 28-yard completion to Grant on a third-and-10 was the biggest play on the opening drive, which ended with Drake's touchdown run. Later on that drive, Grant was the intended receiver on a fourth-and-2 from the Minnesota 20-yard line that was converted because of a defensive pass interference penalty.

In the second quarter, Grant was the intended receiver in the end zone on a third-down pass that fell incomplete, but cornerback Mackensie Alexander was called for taunting Grant after the play. On the next play, Fales connected with Gray to increase the Dolphins lead to 21-6.

SCORING DRIVES

TEAM	QTR	TIME	PLAY (EXTRA POINT) (DRIVE INFO)	MIA	MIN
Dolphins	1	11:07	K.Drake 1 yd. run (A.Franks kick) (10-78, 3:53)	7	0
Dolphins	2	12:17	J.Grant 65 yd. pass from D.Fales (A.Franks kick) (4-77, 1:30)	14	0
Vikings	2	7:38	C.Jones 8 yd. pass from T.Heinicke (kick failed, wl) (9-75, 4:39)	14	6
Dolphins	2	0:24	M.Gray 6 yd. pass from D.Fales (A.Franks kick) (10-80, 1:29)	21	6
Dolphins	2	0:12	T.Heinicke sacked in end zone by P.Martin-Oguike for a Safety	23	6
Vikings	4	14:53	K.Forbath 24 yd. Field Goal (15-58, 8:37)	23	9
Dolphins	4	11:51	M.Mathews 19 yd. pass from D.Fales (A.Franks kick) (8-70, 3:02)	30	9

GAME STATISTICS

RUSHING (Att-Yds-TD):

Miami: K. Drake 8-27-1, S. Johnson 8-21, D. Smith 4-19, D. Fales 1-(-1), B. Doughty 2-(-2).
Minnesota: B. Hill 13-35, T. Newby 14-34, T. Heinicke 2-18, M. Leidner 3-4.

PASSING (A-C-Y-TD-I):

Miami: D. Fales 20-12-193-3-0, B. Doughty 17-8-106-0-0.
Minnesota: T. Heinicke 20-9-93-1-0, M. Leidner 19-14-129-0-0.

RECEIVING (Rec-Yds-TD):

Miami: J. Grant 4-141-1, M. Gray 4-19-1, D. Morgan 3-47, M. Mathews 2-30-1, S. Johnson 2-26, C. Pantale 2-18, L. Carroo 1-12, M. Lewis 1-4, D. Smith 1-2.
Minnesota: C. Jones 9-127-1, K. Carter 3-23, B. Hill 2-21, N. Truesdell 2-14, T. Newby 2-3, I. Fruechte 1-9, L. Treadwell 1-9, M. Boehringer 1-6, B. Hodges 1-5, S. Coley 1-5.

SACKS (Sk-Yds):

Miami: P. Martin-Oguike 1-10, L. Okoye 1-9, T. Reilly 1-5, J. Warmlesley 1-1, J. Lucas 1-0.
Minnesota: D. Bradley 1-13.

INTERCEPTIONS (Int-Yds):

Miami: None.
Minnesota: None.

FORCED FUMBLES:

Miami: None.
Minnesota: None.

FUMBLE RECOVERIES (No-Yds):

Miami: None.
Minnesota: None.

TEAM STATS

	MIA	MIN
First Downs	19	19
Rushing	4	6
Passing	12	10
Penalty	3	3
3rd-Down Efficiency	6 for 14	8 for 18
4th-Down Efficiency	0 for 0	1 for 3
Total Net Yards	350	288
Total Net Plays	61	76
Average Gain	5.7	3.8
Net Yards Rushing	64	91
Rushes	23	32
Yards per Rush	2.8	2.8
Net Yards Passing	288	197
Completed - Attempted	20-37	23-39
Yards per Pass Play	7.5	4.5
Sacked - Yards Lost	1-13	5-25
Had Intercepted	0	0
Punts - Average	5-244-48.8	6-267-44.5
Return Yardage	87	58
Punts - Return Yards	1-9	4-9
Kickoffs - Return Yards	4-78	2-49
Interceptions - Return Yards	0-0	0-0
Penalties - Yards	7-51	8-65
Fumbles - Lost	1-0	0-0
Red-Zone Efficiency	3 for 4	1 for 4
Goal-to-Go Efficiency	2 for 2	0 for 1
Time of Possession	22:54	37:06



STEPHEN M. ROSS



STEPHEN M.
ROSS

**CHAIRMAN OF THE BOARD/
MANAGING GENERAL PARTNER**

COLLEGE: MICHIGAN
NFL: 10TH SEASON // DOLPHINS: 10TH SEASON

Stephen M. Ross, Chairman and Founder of Related Companies – an international real estate firm – began his ownership interest in the Miami Dolphins in February of 2008 when he became a 50 percent partner with H. Wayne Huizenga in the team, Hard Rock Stadium and the surrounding developable land. He increased that share to a 95 percent ownership of the team and the stadium on Jan. 20, 2009 and assumed the responsibility of managing general partner of both the Dolphins and the stadium, which culminated one of his long-held dreams; Mr. Ross grew up in South Florida and the Dolphins have been a lifetime passion for him.

Under Mr. Ross' leadership, the Dolphins have become one of the most fan-friendly teams in the National Football League. They have significantly expanded the Miami Dolphins Foundation's presence in the South Florida community with a host of new civic and charitable initiatives. Additionally, Mr. Ross reached a unique agreement with Miami-Dade County in June 2014 to modernize the home stadium of the Miami Dolphins. Phase I of the project was completed in time for the 2015 season and changed every seat in the stadium, rebuilt the concourses on the 100 and 300 levels, moved seats 25-feet closer to the field on the north and south sidelines, introduced five new premium spaces and allowed fans to enjoy improved food, enhanced concourses and 16 new restroom facilities throughout the stadium. For the 2016 season, Hard Rock Stadium installed a state-of-the-art canopy that keeps as many as 92 percent of the spectators in the shade and protected from the rain and four giant high-definition video boards. Unveiled in 2017 are remodeled, modernized suites throughout the stadium offering a more intimate club space on the 200 level with improved amenities and food. Also, Mr. Ross has lived up to his pledge to provide the coaches, support staff and players all of the necessary resources to build a winning team, including a \$10 million renovation to make the club's training facility a state-of-the-art venue that incorporates the latest technology and advances.

Mr. Ross is committed to supporting the community that supports the Dolphins. He has strengthened the reach of the Miami Dolphins Foundation, offering tremendous support in the areas of education, health, volunteerism and youth programs. In May 2013, Ross pledged to give more than half of his estate to philanthropic causes and charitable organizations, including South Florida-based institutions. The commitment was made through the Giving Pledge, a long-term global initiative created by Warren Buffett and Bill and Melinda Gates that aims to inspire deeper engagement in philanthropy and increase charitable giving globally. As an NFL owner, he is using his platform to harness the unifying power of sport to advance race relations across the country through the establishment of the nonprofit organization Ross Initiative in Sports for Equality (RISE). The nonprofit's efforts have been so impactful, RISE was recognized in 2017 by ESPN's Humanitarian Awards for the Stuart Scott Enspire Award. The award celebrates people who have taken risk and used an innovative approach to helping the disadvantaged through the power of sports. Ross' efforts through RISE were honored as they personify the ethos of fairness, ethics, respect and fellowship with others.

Mr. Ross graduated from the University of Michigan with a Bachelor of Business Administration degree and from Wayne State University Law School with a Juris Doctor degree. He later received a Master of Laws in Taxation from New York University School of Law. In 2004, the University of Michigan renamed its business school the Stephen M. Ross School of Business at the University of Michigan and in 2011, the school awarded him an honorary Doctor of Laws degree at its commencement.





MIKE TANNENBAUM



**MIKE
TANNENBAUM**
EXECUTIVE VICE PRESIDENT
OF FOOTBALL OPERATIONS

COLLEGE: MASSACHUSETTS
NFL: 21ST SEASON // DOLPHINS: THIRD SEASON

Mike Tannenbaum enters his third season as the team's executive vice president of football operations after he was named to the role on Jan. 6, 2015. He originally joined the organization as a consultant in August 2014 and has 20 years of NFL experience at various levels of NFL personnel departments and front offices.

In his role, Tannenbaum oversees and coordinates the effort of football operations and administration. He works together with General Manager Chris Grier and Head Coach Adam Gase, and other senior executives in implementing the philosophy of building a championship caliber football team.

In Tannenbaum's first two seasons he has overseen a successful transition to a new head coach and general manager, and helped the Dolphins earn their first playoff berth in eight years with a 10-6 record in 2016.

One of the team's strategies to building a competitive roster is retaining its own core players. Since Tannenbaum's arrival in 2015, the Dolphins have re-signed or agreed to contract extensions with several key players including center Mike Pouncey (2015), quarterback Ryan Tannehill (2017), defensive end Cameron Wake (2016 and 2017), safety Reshad Jones (2017), wide receiver Kenny Stills (2017), linebacker Kiko Alonso (2017) and defensive end Andre Branch (2017). That group has combined for nine Pro Bowl selections in their careers.

Tannenbaum has made several significant trades during his Dolphins tenure. He acquired Stills in 2015 from the New Orleans Saints. Stills led the Dolphins with nine touchdowns and finished third in the NFL with a 17.3 yards per reception average in 2016. Prior to the 2016 NFL draft, Tannenbaum swapped first-round picks with Philadelphia, moving down five spots and adding Alonso and cornerback Byron Maxwell. The team used the acquired first-round pick (No. 13 overall) on offensive lineman Laremy Tunsil, successfully adding three starters in exchange for one selection. In 2016, Alonso led the team with 115 tackles (69 solo), Maxwell had more passes defended (15) than any Dolphins player since 2008 and Tunsil became the first Dolphin to ever start games at both guard and tackle as a rookie. In 2017, Tannenbaum traded a seventh-round pick to Jacksonville in exchange for two-time Pro Bowl tight end Julius Thomas, a player who previously thrived in Denver under Gase, who was his offensive coordinator there.

In his first full offseason with the Dolphins in 2015, Tannenbaum helped land one of the top unrestricted free agents in four-time Pro Bowl defensive tackle Ndamukong Suh. In 2016, Suh was named to his fifth career Pro Bowl after he recorded a career-high 72 tackles (41 solo).

Prior to the Dolphins, Tannenbaum spent two years (2013-14) as an agent and principal at Priority Sports and Entertainment. He spent the previous 16 seasons (1997-2012) in various roles for the New York Jets, including his final seven years (2006-12) as the team's executive vice president and general manager. During his time as general manager, the Jets went to the playoffs three times, won four playoff games and made two AFC Championship game appearances.

Tannenbaum began his tenure in New York as director of player contracts in 1997 and was promoted to assistant general manager and director of pro personnel in 2001. In 2004, he was elevated to the role of assistant general manager and senior vice president of football operations before taking on the role of general manager prior to the 2006 season. Tannenbaum's first draft at the helm as general manager began with the

selection of two offensive linemen, making the Jets the first team since the 1975 L.A. Rams to select two offensive linemen in the first round. Both left tackle D'Brickshaw Ferguson, chosen fourth overall, and center Nick Mangold, selected 29th overall, were named to various NFL All-Rookie teams and have since been named to multiple Pro Bowls. That draft class started 47 games in 2006 and helped the Jets advance to the first round of the NFL playoffs with a record of 10-6, a six-win improvement from the 2005 campaign.

In Tannenbaum's second draft as GM, the Jets selected two invaluable additions to their defense. Using the trade route, they moved up in rounds one and two to select cornerback Darrelle Revis and linebacker David Harris, respectively. Both emerged as starters as rookies. Revis quickly blossomed into a perennial All-Pro and Harris emerged as one of the game's most consistent linebackers. The 2011 draft generated an immediate impact when Tannenbaum selected first-rounder Muhammed Wilkerson, who started all 16 games on the defensive line during his rookie season.

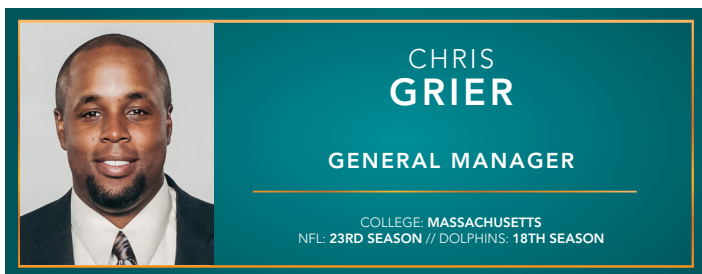
Tannenbaum began his career in the NFL with the New Orleans Saints in 1994 before accepting the position of player personnel assistant with the Cleveland Browns in 1995. He returned to the Saints for the 1996 season as a player personnel assistant prior to joining the Jets in 1997.

A native of Needham, Massachusetts, Tannenbaum earned an accounting degree from the University of Massachusetts-Amherst and graduated cum laude from Tulane University Law School. He also was selected to the NFL General Managers Advisory Committee in 2008 and appointed to the Board of Directors of the Sports Lawyers Association, while serving as a member of the American Bar Association in the Sports and Entertainment division.





CHRIS GRIER



Chris Grier is entering his 18th season with the Miami Dolphins and second as the club's general manager. Grier was appointed general manager on Jan. 4, 2016 after spending the previous nine years as the team's director of college scouting. He works together with Executive Vice President of Football Operations Mike Tannenbaum and Head Coach Adam Gase to help build a championship-caliber football team. In his role, Grier oversees the draft, both college and pro personnel departments and all scouting efforts.

In his first draft as general manager in 2016, Grier worked with his staff to bring linebacker Kiko Alonso and cornerback Byron Maxwell to Miami in a trade with the Philadelphia Eagles. The deal net the team the 13th pick of the draft, which Grier used to select guard/tackle Laremy Tunsil, who started 14 games as a rookie and became the first offensive lineman in franchise history to start at least one game at guard and tackle in his rookie year. Alonso went on to start 15 games and lead the team with 115 total tackles (69 solo), ranking No. 9 in the AFC in 2016, while Maxwell started 13 games and had 15 passes defensed, the most by a Dolphins player since 2008.

The team also drafted running back Kenyan Drake and wide receiver Jakeem Grant in 2016, who became just the second rookie duo in team history to combine for a kickoff return and punt return for a touchdown in the same season.

Grier helped turn more than half the roster over in 2016, as the team entered training camp with more than 45 new players acquired during the offseason. The results were a four-game improvement from the previous season, the fifth-best mark in the NFL. The Dolphins finished 10-6 with a playoff berth, the team's best record and first playoff appearance since 2008.

As the team's director of college scouting (2007-15), Grier was part of a front office that discovered some of the best collegiate players the Dolphins have ever drafted, including wide receiver Jarvis Landry and running back Jay Ajayi.

A second-round selection in 2014, Landry finished his first three NFL seasons with 288 receptions, tied for the most any NFL player has ever recorded in his first three years in the league. A fifth-round pick in 2015, Ajayi became just the fourth player in NFL history to post three 200-yard rushing games in the same season in 2016. His 1,272 rushing yards were third all-time in team history and he holds three of the team's six best single-game rushing performances. Both Landry and Ajayi were Pro Bowl selections following the 2016 season.

In 2011, the Dolphins drafted center Mike Pouncey in the first round. Pouncey has developed into one of the league's best interior linemen and was selected to the Pro Bowl for the third time in his career in 2015.

Ajayi wasn't the only diamond in the rough found by the team during Grier's tenure as director of college scouting. Safety Reshad Jones was a fifth-round pick in 2010 and was named the team's co-MVP following the 2015 season after he became the first player in team history to record at least 100 tackles, four interceptions and two sacks in a single season.

Prior to being the team's director of college scouting, Grier served as an area scout with the club from 2000-02, before being promoted to national scout/assistant director of college scouting in 2003. Miami won the AFC East during his first season with the team.

Grier started with the Patriots as an intern in 1994. He joined the club on a full-time basis the following year, and served as a regional scout until joining the Dolphins in 2000. In 1996, Grier was part of a New England staff that won the AFC Championship. He helped scout several players for a Patriots roster that went on to win Super Bowls XXXVI, XXXVIII and XXXIX. Grier has worked with several of football's most successful coaches and executives throughout his career and that has helped shape his football philosophy. His father, Bobby Grier, is the former vice president of player personnel for the Patriots and recently retired as a senior personnel advisor with the Houston Texans. Chris has also worked with and learned under Pro Football Hall of Famer Bill Parcells, Patriots Head Coach Bill Belichick, Seattle Seahawks Head Coach Pete Carroll and University of Alabama Head Coach Nick Saban.

Grier attended the University of Massachusetts-Amherst where he majored in journalism and played football for two years before injuries ended his career. He spent his final two years there as an undergraduate assistant.

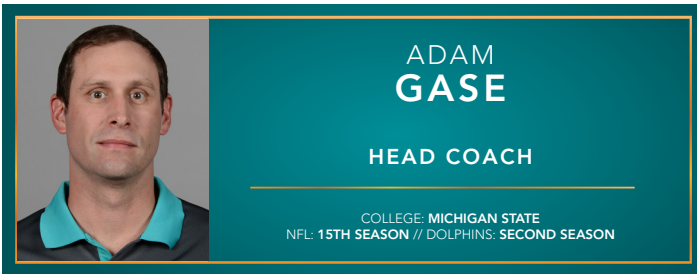
Chris' brother, Michael, played for the Edmonton Oilers, Washington Capitals, San Jose Sharks and Buffalo Sabres of the National Hockey League. He is currently a scout for the Chicago Blackhawks.

A native of Holliston, Mass., Grier resides in Weston with his wife, Paige, and their two sons, Landon and Jackson.





ADAM GASE



Adam Gase was named the 12th head coach in Miami Dolphins history on Jan. 9, 2016.

In just his first season as an NFL head coach, Gase directed the Dolphins to a 10-6 record and playoff berth, the team's best record and first playoff appearance since 2008.

Miami turned its season around with a six-game winning streak following a 1-4 start. The streak was the team's longest since 2005 and marked just the second time a coach other than Don Shula led the team to six straight regular season wins. From Week 6 through the end of the season, the team was third in the NFL in rushing offense (132.9 yards per game), tied for third in sacks allowed (13), tied for fourth in takeaways (21) and 11th in scoring offense (25.0 points per game).

Halftime adjustments were also key to the team's improvement. The Dolphins finished the 2016 season with a +46 point differential after halftime, which ranked No. 8 in the NFL. The team outscored its opponents by a total of 221-175 after the break, including two overtime wins vs. Cleveland (9/25) and at Buffalo (12/24).

With Gase directing the offense, quarterback Ryan Tannehill posted the most efficient season of his five-year NFL career, despite being lost to a season-ending injury in Week 14. Tannehill completed 261-of-389 passes (67.1 pct.) for 2,995 yards and 19 touchdowns. His 93.5 quarterback rating, 7.7 yards per attempt and 67.1 completion percentage were all career highs. Tannehill completed a 50-plus-yard pass in seven of his 13 games, which tied for the NFL lead. Both Tannehill and quarterback Matt Moore finished first and second in the NFL in highest red zone passer rating (min. six attempts), with Tannehill posting a 119.7 mark and Moore finishing second at 118.8.

Miami found a renewed rushing attack in Gase's first season, led by running back Jay Ajayi. Despite not starting until Week 5, Ajayi totaled 261 carries for 1,272 yards (4.9 avg.) and eight touchdowns. His 1,272 rushing yards were third-best in Dolphins history and he rushed for more than 200 yards in three different games. In just the 2016 season alone, Ajayi now holds three of the team's top six single-game rushing performances and became one of just four players in NFL history to rush for 200 yards in three-or-more games in the same season. Ajayi's 1,085-yard improvement from the 2015 season was the largest of any NFL player in 2016 and he led the NFL with 1,155 rushing yards from Week 6 through the end of the season.

Wide receiver Jarvis Landry also had a great first year under Gase. Landry caught 94 passes for 1,136 yards (12.1 avg.). He and Ajayi marked the second time a Dolphins team had produced a 1,000-yard rusher and 1,000-yard receiver in the same season.

In 2015, Gase was the offensive coordinator for the Chicago Bears. Under Gase, the Bears implemented a balanced offensive attack that improved the team's rushing totals from No. 27 in the season before Gase arrived in Chicago to No. 11 in 2015, as the unit averaged 25.6 more rushing yards per game. Bears quarterback Jay Cutler finished the 2015 season with the highest passer rating (92.3) of his career. Cutler also threw seven fewer interceptions than the previous season and his interception rate of 2.3 percent was the best showing of his career for a season where he played at least 12 games. In addition, Cutler's yards per attempt increased by 0.8, the second-largest one-year increase in his career.

Prior to joining the Bears, Gase spent six seasons (2009-14) with the Denver Broncos, during which the team compiled a 58-38 (.604) regular-season record, won four AFC West titles, three playoff games and an AFC Championship, including a trip to Super Bowl XLVIII.

While Gase was the Denver Broncos' offensive coordinator in 2013 and 2014, the Broncos led the NFL in scoring offense (34.0 points per game), total offense (430.1 yards per game) and passing offense (315.8 yards per game). During his two seasons as coordinator, seven players from the Broncos offense were named to the Pro Bowl: running back C.J. Anderson (2014), tackle Ryan Clady (2014), quarterback Peyton Manning (2013-14), wide receiver Emmanuel Sanders (2014), wide receiver Demaryius Thomas (2013-14), tight end Julius Thomas (2013-14) and guard Louis Vasquez (2013).

In 2014, the Broncos finished 12-4, winning the AFC West and earning a bye in the first round of the playoffs. Gase helped Denver finish second in scoring, averaging 30.1 points per contest. Manning continued his excellence, completing 66.2 percent of his passes and passing for 4,727 yards and 39 touchdowns. He set the NFL's career passing touchdown record on Oct. 19, 2014 against San Francisco. Demaryius Thomas broke the franchise's single-season receiving record with 1,619 receiving yards. He finished the year with 111 receptions, second in the league and a

career high. Wide receiver Emmanuel Sanders also set career highs in both receptions (101) and receiving yards (1,404), ranking No. 5 in the NFL in both categories. Running back C.J. Anderson, who entered the 2014 season with just seven career carries, was instrumental in helping Denver finish the season strong. In the final seven games of the regular season, Anderson carried the ball 140 times for 648 yards (4.6 avg.) and eight touchdowns as the Broncos won five of their last seven contests. He became the first Denver running back since 2004 to rush for 150-plus yards in consecutive games.

In 2013, Gase's first as offensive coordinator, the Broncos set NFL records in both points (606) and touchdowns (76) and Denver's scoring output increased by 7.8 points per game. The Broncos totaled 59.4 yards per game more than they did in 2012 and led the NFL with 5,444 passing yards and 55 passing touchdowns. The explosive offense helped Denver finish the regular season 13-3, winning the AFC West and earning the top seed in the AFC playoffs, where the Broncos won the conference title and played in Super Bowl XLVIII.

In addition to setting NFL team records, Gase also helped Manning have the most prolific season of any quarterback in NFL history. Manning's 5,477 passing yards and 55 passing touchdowns were both NFL records that still stand today. Manning earned his fifth NFL MVP award and also was honored as the Maxwell Club Player of the Year and AP Offensive Player of the Year.

In total, the Broncos set or tied 12 NFL offense and scoring records in the 2013 season with Gase as offensive coordinator: points (606), touchdowns (76), players with 10 or more touchdowns (5), passing first downs (293), games with 50-plus points (3), points in the second half (318), individual passing yards (Manning, 5,477), individual passing touchdowns (Manning, 55), most four-touchdown passing games (Manning, 9), most two-touchdown passing games (Manning, 15), most 400-yard passing games (Peyton Manning, 4) and most 90-plus passer rating games (Manning, 15).

The 2013 Broncos were one of just four teams in the past five seasons (2011-15) to have two 1,000-yard receivers and a 1,000-yard rusher. Wide receiver Demaryius Thomas was fourth in the NFL with 1,430 receiving yards, while fellow receiver Eric Decker ranked No. 9 with 1,288. Running back Knowshon Moreno rushed for 1,038 yards and 10 touchdowns. Denver became the only team in NFL history to have four players catch 10 or more touchdown passes in the same season. Demaryius Thomas led the way with 14 touchdown grabs, tight end Julius Thomas was second with 12, Decker finished with 11 and wide receiver Wes Welker totaled 10 touchdown receptions.

Gase served as Denver's quarterbacks coach from 2011-12. Manning joined the team in 2012 following 14 seasons with the Indianapolis Colts, including a 2011 campaign that he missed due to injury. With Gase as his position coach in 2012, Manning was wildly successful, finishing second in the league in passer rating (105.8), third in passing touchdowns (37) and sixth in passing yards (4,659). He earned the AP NFL Comeback Player of the Year award and was runner-up for NFL MVP. The Broncos won the AFC West with a 13-3 mark and finished the season on an 11-game winning streak. The team's passing offense was fifth in the NFL (283.4 yards per game) and the club finished second in scoring (30.1 points per game) and fourth in total offense (397.9 yards per game).

In 2011, Gase worked with quarterbacks Kyle Orton and Tim Tebow, helping lead the Broncos to the AFC West crown and a Wild Card playoff victory. Tebow rushed for 660 yards, the most by a quarterback in franchise history and 12th-most by an NFL quarterback ever. He also rushed for six touchdowns.

Gase joined the Broncos in 2009 as the wide receivers coach, a position he held for two seasons.

In 2010, he helped wide receiver Brandon Lloyd earn a Pro Bowl invitation after he led the league in receiving with 1,448 yards and 11 touchdowns. It was the first time a Broncos player had ever led the league in receiving yards. The 1,448 yards were 482 more than Lloyd recorded in any other season throughout his 11-year NFL career. He joined Brett Perriman (Detroit, 1995) as the only two players in NFL history to record their first 1,400-yard campaign in their eighth season or later.

Gase coached another Pro Bowl wide receiver in 2009 when Brandon Marshall caught 101 passes for 1,120 yards (11.1 avg.) and 10 touchdowns. The 101 receptions were the fourth-highest mark in the league and the Pro Bowl selection was Marshall's second of his young career. Marshall set a single-game NFL record with 21 receptions against Indianapolis on Dec. 13, 2009.

Gase spent the 2008 season as an offensive assistant for the San Francisco 49ers.

Prior to San Francisco, Gase held several roles for five seasons (2003-07) with the Detroit Lions. He coached the Lions' quarterbacks in 2007, working with quarterback Jon Kitna in one of the finest seasons of his career. Kitna passed for 4,068 yards, the second-most in his 14-year NFL career, and 18 touchdowns. His 4,068 passing yards ranked No. 6 in the NFL and he finished fifth with 355 completions.

Gase was an offensive quality control coach for the Lions in 2006. He began his NFL career as a scouting/coaching assistant for the Lions, a role he held from 2003 to 2005.

Gase began his coaching career as a defensive graduate assistant at LSU in 2000. He spent the following two seasons on the recruiting staff for Head Coach Nick Saban, winning a Southeastern Conference championship in 2001 and helping recruit a group of players that won the BCS National Championship in 2003.

He and his wife, Jennifer, have a daughter, McKenzie, and two sons, A.J. and Wyatt.



2017 MIAMI DOLPHINS OFFENSIVE AND STRENGTH & CONDITIONING COACHES



CLYDE CHRISTENSEN OFFENSIVE COORDINATOR

Born January 28, 1956, Covina, Calif.
Quarterback Fresno City College 1975, North Carolina 1976-78. No pro playing experience. College coach: Mississippi 1979, East Tennessee State 1980-82, Temple 1983-85, East Carolina 1986-88, Holy Cross 1989-1990, South Carolina 1991, Maryland 1992-93, Clemson, 1994-95. Pro coach: Tampa Bay Buccaneers 1996-2001, Indianapolis Colts 2002-2015, joined Dolphins in 2016.



DANNY BARRETT RUNNING BACKS

Born December 18, 1961, Boynton Beach, Fla.
Quarterback Cincinnati 1979-82. Pro quarterback Calgary Stampeders 1983-85, 1990-91, 1996, Toronto Argonauts 1985-88, BC Lions 1992-93, 1998, Ottawa Rough Riders 1994-95. College coach: Buffalo 2007-09, Central Florida 2011-15. Pro coach: Calgary Stampeders 1997, BC Lions 1998-99, Saskatchewan Roughriders 2000-06, joined Dolphins in 2016.



SHANE DAY TIGHT ENDS

Born September 27, 1974, Manhattan, Kan.
Wide receiver Rhodes College 1995-96. No pro playing experience. College coach: Michigan 2005-06, Connecticut 2012-13. Pro coach: San Francisco 49ers 2007-09, Chicago Bears 2010-11, Washington Redskins 2014-15, joined Dolphins in 2016.



CHRIS FOERSTER RUN GAME COORD./OFFENSIVE LINE

Born October 12, 1961, Milwaukee, Wisc.
Center Colorado State 1979-1982. No pro playing experience. College coach: Colorado State 1983-87, Stanford 1988-1991, Minnesota 1992. Pro coach: Minnesota Vikings 1993-95, Tampa Bay Buccaneers 1996-2001, Indianapolis Colts 2002-03, Miami Dolphins 2004, Baltimore Ravens, 2005-07, San Francisco 49ers, 2008-09, 2015, Washington Redskins 2010-14, re-joined Dolphins in 2016.



JOSH GRIZZARD OFFENSIVE QUALITY CONTROL

Born June 11, 1990, Zebulon, N.C.
Defensive back Yale 2008-11. No pro playing experience. College coach: Yale 2012, Duke 2013-16. Pro coach: Joined Dolphins in 2017.



BO HARDEGREE QUARTERBACKS

Born July 5, 1984, Jackson, Tenn.
Quarterback Tennessee 2003-06. No pro playing experience. College coach: Duke 2008-10, Louisiana State 2011-13. Pro coach: Denver Broncos 2014, Chicago Bears, 2015, joined Dolphins in 2016.



SHAWN JEFFERSON WIDE RECEIVERS

Born February 22, 1969, Jacksonville, Fla.
Wide receiver Central Florida 1988-1990. Pro wide receiver San Diego Chargers 1991-95, New England Patriots 1996-99, Atlanta Falcons 2000-02, Detroit Lions 2003. No college coaching experience. Pro coach: Detroit Lions 2005-12, Tennessee Titans 2013-15, joined Dolphins in 2016.



BEN JOHNSON ASSISTANT WIDE RECEIVERS

Born May 11, 1986, Charleston, S.C.
Quarterback North Carolina 2004-08. No pro playing experience. College coach: Boston College 2010-11. Pro coach: Joined Dolphins in 2012.



CHRIS KUPER ASSISTANT OFFENSIVE LINE

Born December 19, 1982, Anchorage, Alaska
Guard North Dakota State 2001-05. Pro guard Denver Broncos 2006-13. No college coaching experience. Pro coach: Joined Dolphins in 2016.



DAVE PULOKA HEAD STRENGTH & CONDITIONING

Born January 12, 1979, Arlington, Mass.
Linebacker Holy Cross 1997-2000. No pro playing experience. College coach: Stevens Institute of Technology 2005, Virginia 2006. Pro coach: Atlanta Falcons 2007, joined Dolphins in 2008.



JIM ARTHUR ASSISTANT STRENGTH & CONDITIONING

Born July 12, 1978, Cheshire, Conn.
Attended Springfield (Mass.) College. No college or pro playing experience. College coach: Springfield College 2000, Louisiana Tech 2001, Boston College 2002. Pro coach: Buffalo Bills 2002-04, Chicago Bears 2005-15, joined Dolphins in 2016.



2017 MIAMI DOLPHINS DEFENSIVE AND SPECIAL TEAMS COACHES



MATT BURKE
DEFENSIVE COORDINATOR
Born March 25, 1976, Hudson, Mass.
Safety Dartmouth 1994-97. No pro playing experience. College coach: Boston College 2000-02, Harvard 2003. Pro coach: Tennessee Titans 2006-08, Detroit Lions 2009-13, Cincinnati Bengals 2014-15, joined Dolphins in 2016.




LOU ANARUMO
DEFENSIVE BACKS
Born August 18, 1966, Staten Island, N.Y.
Attended Wagner. No college or pro playing experience. College coach: U.S. Merchant Marine Academy 1989-1990, 1992-94, Wagner 1990, Syracuse 1990-91, Harvard 1995-2000, Marshall 2001-03, Purdue 2004-11. Pro coach: Joined Dolphins in 2012.



CHARLIE BULLEN
ASSISTANT LINEBACKERS
Born September 28, 1984, Palatine, Ill.
Quarterback Harper College 2005-06. No pro playing experience. College coach: Iowa 2007-11. Pro coach: Joined Dolphins in 2012.



FRANK BUSH
ASST. HEAD COACH/LINEBACKERS
Born January 10, 1963, Athens, Ga.
Linebacker North Carolina State 1981-1984. Pro linebacker Houston Oilers 1985-86. No college coaching experience. Pro coach: Houston Oilers 1987-1991 (scout), 1992-94, Denver Broncos 1995-2003, Arizona Cardinals 2004-06, Houston Texans 2007-2010, Tennessee Titans 2011-12, St. Louis/Los Angeles Rams 2013-16, joined Dolphins in 2017.




ANDRE CARTER
ASSISTANT DEFENSIVE LINE
Born May 12, 1979, Denver, Colo.
Defensive end California 1997-2000, Pro defensive end San Francisco 49ers 2001-05, Washington Redskins 2006-10, New England Patriots 2011, Oakland Raiders 2012, New England Patriots 2013. College coach: California 2015. Pro coach: Joined Dolphins in 2017.



DARONTE JONES
ASSISTANT DEFENSIVE BACKS
Born November 11, 1978, Annapolis, Md.
Defensive back Temple 1996, Morgan State 1997-2000. No pro playing experience. College coach: Lenoir-Rhyne 2001, Nicholls State 2002, Bowie State 2005-09, UCLA 2010, Hawaii 2012-14, Wisconsin. Pro coaching experience: Montreal Allouettes 2011, joined Dolphins in 2016.



RUSTY MCKINNEY
DEFENSIVE QUALITY CONTROL
Born October 17, 1980, Fairfax County, Va.
Linebacker Towson 1998-2001. No pro playing experience. College coach: Saint Anselm 2008, Bentley University 2009-13. Pro coach: Cleveland Browns 2014-15, joined Dolphins in 2016.



TERRELL WILLIAMS
DEFENSIVE LINE
Born June 19, 1974, Los Angeles, Calif.
Nose guard East Carolina 1995-98. No pro playing experience. College coach: Fort Scott (Kan.) C.C. 1998, North Carolina A&T 1999-2001, Youngstown State 2002-03, Akron 2004-05, Purdue 2006-09, Texas A&M 2010-11, Florida 2015. Pro coach: Oakland Raiders 2012-14, joined Dolphins in 2015



DARREN RIZZI
ASSOC. HEAD COACH/SPECIAL TEAMS COORD.
Born July 21, 1970, Hillsdale, N.J.
Tight End Rhode Island 1988-1991. No pro playing experience. College coach: Rhode Island 1992, Colgate 1993, New Haven 1993-97, Northeastern 1998, New Haven 1999-2001 (head coach), Rutgers 2002-07, Rhode Island 2008 (head coach). Pro coach: Joined Dolphins in 2009.



MARWAN MAALOUF
ASSISTANT SPECIAL TEAMS
Born November 26, 1976, Strongsville, Ohio.
Guard Baldwin-Wallace 1997-99. No pro playing experience. College coach: Baldwin-Wallace 2000, Fordham 2001, Rutgers 2002-03. Pro coach: Cleveland Browns 2004-06, Baltimore Ravens 2008-11, Indianapolis Colts 2012, joined Dolphins in 2013.




JAY KAISER
ASSISTANT TO THE HEAD COACH
Born April 8, 1974, Liberal, Kan.
Attended Bethany. No college or pro playing experience. College coach: Bethany 1993-96, Northwest Missouri State 1997-98, Northern Iowa 1999, Toledo 2001, Kansas State 2002-08. Pro coach: Tampa Bay Buccaneers 2009-11, joined Dolphins in 2012.



RYAN CONDON
COACHING ASSISTANT
Born June 12, 1993, Westwood, N.J.
Quarterback Ithaca College 2011-15. No pro playing experience. No college coaching experience. Pro coach: Joined Dolphins in 2015.



SUPPLEMENTAL BIOS NOT IN MEDIA GUIDE



6 // QB
JAY CUTLER

HT: 6-3 // WT: 231 // BORN: 4/29/83
COLLEGE: VANDERBILT '06 // ACQUIRED: FA, '17
NFL: 12TH SEASON // DOLPHINS: FIRST SEASON

PRO CAREER

CAREER PRO BOWL SELECTIONS: 1 (2008)

CAREER TRANSACTIONS: Signed by the Dolphins on Aug. 7, 2017 ... Released by Chicago on March 9, 2017 ... Acquired by Chicago in a trade from Denver on April 2, 2009 ... Originally a first-round pick (11th overall) by Denver in the 2006 NFL draft.

2016 (Bears) - Started five games ... Inactive seven games due to injury ... Placed on injured reserve on Dec. 6 ... Completed 81-of-137 passes (59.1 pct.) for 1,059 yards, four touchdowns and a 78.1 QB rating ... Also rushed five times for 24 yards (4.8 avg.) ... Completed 16-of-29 passes (55.6 pct.) for 216 yards and one touchdown in the season opener at Houston (9/11) ... Posted a season-high 100.5 QB rating after he completed 20-of-31 passes (64.5 pct.) for 252 yards and one touchdown vs. Minnesota (10/31).

2015 (Bears) - Started 15 games ... Inactive one game due to injury ... Completed 311-of-483 passes (64.4 pct.) for 3,659 yards, 21 touchdowns and a 92.3 QB rating ... Also rushed 38 times for 201 yards (5.3 avg.) and one touchdown ... Tied his own franchise record by throwing for 3,000 yards in 12 games ... His 64.4 completion percentage ranked No. 3 in team history ... His 3,659 passing yards, 311 completions and 483 pass attempts all rank No. 4 in single-season franchise history ... Served as a team captain ... Completed 27-of-40 passes (67.5 pct.) for 345 yards, two touchdowns and a 100.5 QB rating in win at San Diego (11/9) ... Went 19-of-24 (79.2 pct.) for 258 yards, three touchdowns and a 151.0 QB rating at St. Louis (11/15) ... Became first quarterback in team history to complete two touchdown passes of at least 80 yards in the same game after he found TE Zach Miller for a 87-yard score and RB Jeremy Langford for an 83-yard touchdown ... His 151.0 QB rating was the second-highest by a Bears quarterback since at least 1960 ... Completed 19-of-31 passes (61.3 pct.) for 315 yards, two touchdowns and a 117.0 QB rating vs. Washington (12/13) ... Went 20-of-27 (74.1 pct.) for 156 yards, one touchdown and 100.2 QB rating at Tampa Bay (12/27).

2014 (Bears) - Started 15 games ... Did not play one game ... Completed 370-of-561 passes (66.0 pct.) for 3,812 yards, 28 touchdowns and an 88.6 QB rating ... Also rushed 39 times for 191 yards (4.9 avg.) and two touchdowns ... His 370 completions and 561 pass attempts were both single-season team records ... His 3,812 passing yards and 66.0 completion percentage were both second in franchise history ... His 28 passing touchdowns were tied for second in team annals ... Completed 23-of-34 passes (67.6 pct.) for 176 yards, four touchdowns and a 119.2 QB rating at San Francisco (9/14) ... Went 26-of-38 (68.4 pct.) for 381 yards, one touchdown and a 109.6 QB rating at Atlanta (10/12) ... Completed 20-of-30 passes (66.7 pct.) for 227 yards, three touchdowns and a 108.6 QB rating at New England (10/26) ... Went 31-of-43 (72.1 pct.) for 330 yards, three touchdowns and a 98.0 QB rating vs. Minnesota (11/16).

2013 (Bears) - Started 11 games ... Inactive five games due to injury ... Completed 224-of-355 passes (63.1 pct.) for 2,621 yards, 19 touchdowns and an 89.2 QB rating ... Also rushed 23 times for 118 yards (5.1 avg.) ...

Served as a team captain ... Part of an offense that set single-season team records in net yards (6,109), gross passing yards (4,450), net passing yards (4,281), passing touchdowns (32), passer rating (96.9), first downs (344) and passing first downs (215) ... Also helped the team post the second-most points scored (445) in franchise history ... Completed 27-of-38 passes (71.1 pct.) for 292 yards, three touchdowns and a 97.7 QB rating vs. Minnesota (9/15) ... Went 24-of-33 (72.7 pct.) for 358 yards, two touchdowns and a 128.1 QB rating vs. New Orleans (10/6) ... Completed 24-of-36 passes (66.7 pct.) for 262 yards, two touchdowns and a 106.5 QB rating vs. N.Y. Giants (10/10) ... Went 22-of-31 (71.0 pct.) for 265 yards, three touchdowns and a 102.2 QB rating at Cleveland (12/15) ... Completed 15-of-24 passes (62.5 pct.) for 226 yards, two touchdowns and a 103.8 QB rating vs. Green Bay (12/29).

2012 (Bears) - Started 15 games ... Inactive one game due to injury ... Completed 255-of-434 passes (58.8 pct.) for 3,033 yards, 19 touchdowns and an 81.3 QB rating ... Also rushed 41 times for 233 yards (5.7 avg.) ... Served as a team captain ... Went 21-of-35 (60.0 pct.) for 333 yards, two touchdowns and a 98.9 QB rating in the season opener vs. Indianapolis (9/9) ... Completed 18-of-24 passes (75.0 pct.) for 275 yards, two touchdowns and a 140.1 QB rating at Dallas (10/1) ... Went 19-of-26 (73.1 pct.) for 229 yards, three touchdowns and a 138.1 QB rating at Tennessee (11/4) ... Completed 17-of-26 passes (65.4 pct.) for 233 yards, two touchdowns and a 119.6 QB rating vs. Seattle (12/2).

2011 (Bears) - Started 10 games ... Inactive five games due to injury ... Placed on injured reserve on Dec. 27 ... Completed 182-of-314 passes (58.0 pct.) for 2,319 yards, 13 touchdowns and an 85.7 QB rating ... Also rushed 18 times for 55 yards (3.1 avg.) and one touchdown ... Served as a team captain ... Completed 22-of-32 passes (68.8 pct.) for 312 yards, two touchdowns and a 107.8 QB rating in the season opener vs. Atlanta (9/11) ... Went 28-of-38 (73.7 pct.) for 249 yards, one touchdown and a 99.6 QB rating at Detroit (10/10) ... Completed 21-of-31 passes (67.7 pct.) for 267 yards, two touchdowns and a 115.9 QB rating vs. Minnesota (10/16) ... Went 18-of-32 (56.3 pct.) for 208 yards, two touchdowns and a 96.9 QB rating at Philadelphia (11/7) ... Completed 18-of-31 passes (58.1 pct.) for 286 yards, two touchdowns and a 97.0 QB rating vs. San Diego (11/20) ... Also added a rushing touchdown.

2010 (Bears) - Started 15 games ... Inactive one game due to injury ... Completed 261-of-432 passes (60.4 pct.) for 3,274 yards, 23 touchdowns and an 86.3 QB rating ... Also rushed 50 times for 232 yards (4.6 avg.) and one touchdown ... Served as a team captain ... His 7.58 yards per attempt was seventh in the NFL ... Completed 23-of-35 passes (65.7 pct.) for 372 yards, two touchdowns and a 108.3 QB rating in the season opener vs. Detroit (9/12) ... Went 21-of-29 (72.4 pct.) for 277 yards, three touchdowns and a 136.7 QB rating at Dallas (9/19) ... Went 14-of-21 (66.7 pct.) for 247 yards, four touchdowns and a 146.2 QB rating vs. Philadelphia (11/28) ... Completed 21-of-26 passes (80.8 pct.) for 234 yards, one touchdown and a 117.0 QB rating at Detroit (12/5) ... Went 14-of-24 (58.3 pct.) for 194 yards, three touchdowns and a 106.6 QB rating at Minnesota (12/20) ... Completed 13-of-25 passes (52.0 pct.) for 215 yards, three touchdowns and a 104.2 QB rating vs. N.Y. Jets (12/26) ... Also added a rushing touchdown ...

POSTSEASON: Started two games ... Completed 21-of-42 passes (50.0 pct.) for 354 yards, two touchdowns and an 84.8 QB rating ... Also rushed 10 times for 53 yards (5.3 avg.) and two touchdowns ... Led his team to an NFC Divisional round win vs. Seattle (1/16/11) ... Completed 15-of-28 passes (53.6 pct.) for 274 yards, two touchdowns and a 111.3 QB rating in the game ... Added eight carries for 43 yards (5.4 avg.) and two touchdowns ... Went 6-of-14 (42.9 pct.) for 80 yards in the NFC Championship vs. Green Bay (1/23/11) ... Added two carries for 10 yards (5.0 avg.) ...

HONORS: Earned NFC Offensive Player of the Week honors for his performance vs. Philadelphia (11/2) ... Completed 14-of-21 (66.7 pct.)



SUPPLEMENTAL BIOS NOT IN MEDIA GUIDE

passes for 247 yards, four touchdowns and a 146.2 QB rating.

2009 (Bears) - Started all 16 games ... Completed 336-of-555 passes (60.5 pct.) for 3,666 yards, 27 touchdowns and a 76.8 QB rating ... Also rushed 40 times for 173 yards (4.3 avg.) and one touchdown ... Served as a team captain ... Completed 27-of-38 passes (71.1 pct.) for 236 yards, two touchdowns and a 104.7 QB rating vs. Pittsburgh (9/20) ... Went 21-of-27 (77.8 pct.) for 247 yards, three touchdowns and a 126.4 QB rating at Seattle (9/27) ... Completed 18-of-28 passes (64.3 pct.) for 141 yards, two touchdowns and a 100.4 QB rating vs. Detroit (10/4) ... Added a rushing touchdown ... Went 20-of-35 (57.1 pct.) for 273 yards, four touchdowns and a 108.4 QB rating vs. Minnesota (12/28) ... Completed 22-of-36 passes (61.1 pct.) for 276 yards, four touchdowns and a 122.0 QB rating at Detroit (1/3/10) ...

HONORS: Earned NFC Offensive Player of the Week honors for his performance vs. Minnesota (12/28) ... Completed 20-of-35 (57.1 pct.) passes for 273 yards, four touchdowns and a 108.4 QB rating.

2008 (Broncos) - Started all 16 games ... Completed 384-of-616 passes (62.3 pct.) for 4,526 yards, 25 touchdowns and an 86.0 QB rating ... Also rushed 57 times for 200 yards (3.5 avg.) and two touchdowns ... Served as a team captain ... His 384 completions and 4,526 passing yards ranked No. 4 in team history ... His 4,526 passing yards led the AFC and were third in the NFL ... Completed 16-of-24 passes (66.7 pct.) for 300 yards, two touchdowns and a 137.5 QB rating at Oakland (9/8) ... Went 36-of-50 (72.0 pct.) for 350 yards, four touchdowns and a 109.6 QB rating (vs. San Diego (9/14) ... Completed 24-of-42 passes (57.1 pct.) for 447 yards, three touchdowns and a 107.9 QB rating at Cleveland (11/6) ... Went 19-of-27 (70.4 pct.) for 216 yards, one touchdown and a 106.4 QB rating at Atlanta (11/16) ... Completed 32-of-40 passes (80.0 pct.) for 286 yards, two touchdowns and a 102.7 QB rating vs. Kansas City (12/7) ... Went 25-of-45 (55.6 pct.) for 359 yards and rushed for two touchdowns vs. Buffalo (12/21) ...

PRO BOWL: Named to the AFC Pro Bowl roster ... Completed 7-of-15 passes (46.7 pct.) for 48 yards ...

HONORS: Earned AFC Offensive Player of the Month honors in September ... Completed 102-of-157 passes (65.0 pct.) for 1,275 yards, nine touchdowns and a 98.6 QB rating in the month ... Earned AFC Offensive Player of the Week honors at Cleveland (11/6) ... Went 24-of-42 (57.1 pct.) for 447 yards, three touchdowns and a 107.9 QB rating.

2007 (Broncos) - Started all 16 games ... Completed 297-of-467 passes (63.6 pct.) for 3,497 yards, 20 touchdowns and an 88.1 QB rating ... Also rushed 44 times for 205 yards (4.7 avg.) and one touchdown ... Completed 22-of-29 passes (75.9 pct.) for 248 yards, three touchdowns and a 106.7 QB rating vs. Pittsburgh (10/21) ... Went 16-of-21 (76.2 pct.) for 200 yards, two touchdowns and a 137.0 QB rating vs. Tennessee (11/19) ... Completed 20-of-27 passes (74.1 pct.) for 244 yards, four touchdowns and a 141.0 QB rating vs. Kansas City (12/9) ... Went 26-of-37 (70.3 pct.) for 246 yards, two touchdowns and a 106.4 QB rating vs. Minnesota (12/30).

2006 (Broncos) - Started five games ... Did not play 11 games ... Completed 81-of-137 passes (59.1 pct.) for 1,001 yards, nine touchdowns and an 88.5 QB rating ... Also rushed 12 times for 18 yards (1.5 avg.) ... Became the first rookie in NFL history and second player overall to throw multiple touchdown passes in each of his first four starts ... His 6.6 touchdown percentage was second-highest and his touchdown-to-interception ratio (1.8) was third-highest among NFL rookies since 1970 (at least 125 passing attempts) ... His 88.5 passer rating and 59.1 completion percentage were both team rookie records ... Made his NFL debut with a start vs. Seattle (12/3) ... Completed 10-of-21 passes (47.6 pct.) for 143 yards and two touchdowns ... Went 17-of-30 (56.7 pct.) for 188 yards, two touchdowns and a 97.6 QB rating at San Diego (12/10) ... Completed 21-of-31 passes (67.6 pct.) for 261 yards, two touchdowns and a 101.7 QB rating in his first NFL win at Arizona (12/17).

COLLEGE

Four-year starter (2002-05) at Vanderbilt ... Started all 45 games of his collegiate career ... Completed 710-of-1,242 passes (57.2 pct.) for 8,697 yards and 59 touchdowns ... Added 453 rushes for 1,256 yards (2.8 avg.) and 17 touchdowns ... Graduated as the school's all-time career leader in total offense (9,953 yards), touchdown passes (59), passing yards (8,697), completions (710), pass attempts (1,242) and combined touchdowns (76) ... Started all 11 games as a senior in 2005 ... Completed 273-of-462 passes (59.1 pct.) for 3,073 yards and 21 touchdowns ... Added 106 carries for 215 yards (2.0 avg.) and one touchdown ... Became the first Vanderbilt player to be named SEC Offensive Player of the Year since 1967 ... Finalist for the Johnny Unitas Golden Arm Award (top senior quarterback) ... Earned first-team All-SEC honors ... Served as a team captain ... Started all 11 games as a junior in 2004 ... Completed 147-of-241 passes (61.0 pct.) for 1,844 yards and 10 touchdowns ... Added 109 carries for 349 yards (3.2 avg.) and six touchdowns ... His 61.0 completion percentage set a new school record ... His five interceptions were the fewest by a quarterback in school history (min. 200 attempts) ... Started all 12 games as a sophomore in 2013 ... Completed 187-of-327 passes (57.2 pct.) for 2,347 yards and 18 touchdowns ... Added 115 carries for 299 yards (2.6 avg.) and one touchdown ... Started all 11 games as a redshirt freshman in 2011 ... Completed 103-of-212 passes (48.6 pct.) for 1,433 yards and 10 touchdowns ... Added 123 carries for 393 yards (3.2 avg.) and nine touchdowns ... Earned third-team Freshman All-American honors ... Named first-team SEC All-Freshman ... Redshirted in 2001 ... Majored in human and organizational development.

PERSONAL

Attended Heritage Hills High School in Lincoln City, Indiana ... Completed 122-of-202 passes (60.4 pct.) for 2,252 yards and 31 touchdowns as a senior in 2000 ... Added 65 carries for 493 yards (7.6 avg.) and 11 touchdowns ... Also played safety and totaled 88 tackles and nine interceptions ... Earned first-team all-state honors ... Named Indiana Offensive Player of the Year ... Led his team to a 15-0 record and the first state championship in school history ... Served as a team captain ... Passed for more than 1,200 yards and 14 touchdowns as a junior in 1999 ... Also played basketball and baseball ... Earned all-state honors on the hardwood, averaging 20.0 points per game as a senior ... Earned honorable mention all-state honors as a shortstop, batting over .400 as a junior and senior ... Diagnosed with Type I diabetes in April 2008 ... He and his wife, Kristin, have three children, Camden, Jaxson and Saylor ... Born on April 29, 1983.

JAY CUTLER'S NFL STATS


YR	TEAM	GP	GS	ATT	CMP	PCT	YDS	TD	INT	RTG
2006	Denver	5	5	137	81	59.1	1,001	9	5	88.5
2007	Denver	16	16	467	297	63.6	3,497	20	14	88.1
2008	Denver	16	16	616	384	62.3	4,526	25	18	86.0
2009	Chicago	16	16	555	336	60.5	3,666	27	26	76.8
2010	Chicago	15	15	432	261	60.4	3,274	23	16	86.3
2011	Chicago	10	10	314	182	58.0	2,319	13	7	85.7
2012	Chicago	15	15	434	255	58.8	3,033	19	14	81.3
2013	Chicago	11	11	355	224	63.1	2,621	19	12	89.2
2014	Chicago	15	15	561	370	66.0	3,812	28	18	88.6
2015	Chicago	15	15	483	311	64.4	3,659	21	11	92.3
2016	Chicago	5	5	137	81	59.1	1,059	4	5	78.1
NFL TOTALS		139	139	4,491	2,782	61.9	32,467	208	146	85.7

JAY CUTLER'S PLAYOFF STATS

YR	TEAM	GP	GS	ATT	CMP	PCT	YDS	TD	INT	RTG
2010	Chicago	2	2	42	21	50.0	354	2	1	84.8
NFL TOTALS		2	2	42	21	50.0	354	2	1	84.8




53 // LB
JUSTIN MARCH-LILLARD
 HT: 6-0 // WT: 222 // BORN: 7/5/93
 COLLEGE: AKRON '15 // ACQUIRED: WAL. '17 (KC)
 NFL: SECOND SEASON // DOLPHINS: FIRST SEASON



58 // LB
REY MAUALUGA
 HT: 6-2 // WT: 258 // BORN: 1/20/87
 COLLEGE: USC '09 // ACQUIRED: FA, '17
 NFL: NINTH SEASON // DOLPHINS: FIRST SEASON

PRO CAREER

CAREER TRANSACTIONS: Signed by the Dolphins on Sept. 3, 2017 ... Waived by Kansas City on Sept. 2, 2017 ... Signed by Kansas City as an undrafted college free agent on May 11, 2015.

2016 (Kansas City) - Played in and started five games ... Inactive for one game ... Placed on injured reserve/designated for return on Oct. 18., missing .10 games ... Recorded 22 tackles (15 solo) ... Tallied nine tackles (eight solo) in a win vs. San Diego (9/11) ... Totaled eight tackles (four solo) at Houston (9/18) ... Recorded five tackles (three solo) at Pittsburgh (10/2) ... Had one pass defended vs. N.Y. Jets (9/25) and at Oakland (10/16) ...

POSTSEASON: Played in the AFC Divisional game vs. Pittsburgh.

2015 (Kansas City) - Placed on injured reserve on Sept. 1.

COLLEGE

Four-year letterman at Akron (2011-14) ... Played in 46 career games (35 starts), recording 250 tackles (125 solo), 3.5 sacks, four interceptions, 14 passes defended and two forced fumbles ... Played in 10 games as a senior in 2014 ... Recorded 67 tackles (36 solo), 2.0 sacks and six passes defended ... Recipient of the Harry "Doc" Smith Award Outstanding Senior Award ... Served as a team captain ... Played in 12 games as a junior in 2013 ... Recorded 80 tackles (40 solo), one sack, three interceptions and two passes defended ... Named third-team All-MAC ... Returned one interception for a touchdown ... Played in 11 games as a sophomore in 2012 ... Recorded 62 tackles (35 solo) and one interception ... Played in 12 games as a freshman in 2011 ... Recorded 36 tackles (11 solo) and one pass defended.

PERSONAL

Four-year letterwinner at Danville High School in Danville, Ill ... Earned first-team all-conference and all-area honors and was named all-area player of the year as a senior after recording 153 tackles ... Played in the 2010 East-West All-Star Game ... Member of two conference championship teams his junior and senior seasons ... Also was a three-year letterwinner in basketball and a two-year letter-winner in baseball ... Born on July 5, 1993.

JUSTIN MARCH LILLARD'S NFL STATS

YEAR	TEAM	GP	GS	TACK	SK	INT	PD	FF	FR
2016	Kansas City	5	5	22	0.0	0	2	0	0
NFL TOTALS		5	5	22	0.0	0	2	0	0

MARCH-LILLARD'S PLAYOFF STATS

YEAR	TEAM	GP	GS	TACK	SK	INT	PD	FF	FR
2016	Kansas City	1	0	0	0.0	0	0	0	0
NFL TOTALS		1	0	0	0.0	0	0	0	0

PRO CAREER

CAREER TRANSACTIONS: Signed by the Dolphins on Aug. 19, 2017 ... Released by Cincinnati on March 25, 2017 ... Originally a second-round pick (38th overall) by Cincinnati in the 2009 NFL draft.

2016 (Bengals) - Played in 14 games with six starts ... Inactive for two games due to injury ... Recorded 27 tackles (17 solo) with one interception and two passes defended ... Recorded seven tackles (six solo) at Pittsburgh (9/18) ... Totaled four tackles (two solo) and one pass defended vs. Denver (9/25) ... Made one solo stop and had an interception at Baltimore (11/27) ... Intercepted QB Joe Flacco on a deflected pass in the first quarter.

2015 (Bengals) - Played in 15 games with 14 starts ... Inactive for one game due to injury ... Recorded 75 tackles (43 solo), one interception, three passes defended and one fumble recovery ... Totaled seven tackles (four solo) in season-opening victory at Oakland (9/13) ... Held RB Latavius Murray to no gain on a fourth-and-one in the second quarter ... Made eight stops (five solo) and one pass defended vs. Seattle (10/11) ... Recorded three solo tackles and one fumble recovery at Cleveland (12/6) ... His fumble recovery set up a second-quarter field goal ... Totaled season-high 10 tackles (seven solo) at San Francisco (12/20) ... Had six tackles (three solo) and one interception vs. Baltimore (1/3/16) ... Intercepted QB Ryan Mallett on Baltimore's final possession to preserve the victory ...

POSTSEASON: Played in the AFC Wild Card game vs. Pittsburgh (1/9/16) ... Recorded a team-high 10 tackles (seven solo).

2014 (Bengals) - Started 12 games ... Inactive for four games due to injury ... Recorded 59 tackles (33 solo), one interception and four passes defended ... Totaled nine tackles (five solo) at New England (10/5) ... Made six stops (four solo) and one interception at Houston (11/23) ... Intercepted QB Ryan Mallett on the first play of the third quarter, leading to a touchdown drive ... Recorded eight tackles (two solo) vs. Pittsburgh (12/7) ... Totaled 10 tackles (six solo) in playoff-clinching win vs. Denver (12/22) ...

POSTSEASON: Started in the AFC Wild Card game at Indianapolis ... Recorded two solo tackles and one pass defended.

2013 (Bengals) - Started 13 games ... Inactive for three games due to injury ... Recorded 75 tackles (52 solo), one sack, one interception and two passes defended ... Totaled 11 tackles (four solo) at Cleveland (9/29) ... Made seven stops (four solo) at Detroit ... Had 10 tackles (nine solo) and one sack at San Diego (12/1) ... Recorded three tackles (one solo) and one interception vs. Minnesota (12/22) ... Intercepted QB Matt Cassell in the fourth quarter ...

POSTSEASON: Started in the AFC Wild Card game vs. San Diego (1/5/14) ... Recorded a team-high 15 tackles (12 solo).

2012 (Bengals) - Started all 16 games ... Recorded 122 tackles (62 solo), one sack, five passes defended and one fumble recovery ... His 122 tackles were tied for 19th in the NFL ... Totaled five tackles (three solo) and a pass defended at Baltimore (9/10) ... Made 13 stops (seven solo) at Washington (9/23) ... Recorded 11 tackles (four solo) vs. Miami (10/7) ... Totaled 12



SUPPLEMENTAL BIOS NOT IN MEDIA GUIDE

tackles (four solo) vs. N.Y. Giants (11/11) ... Made six stops (two solo) and recovered a fumble vs. Oakland ... Fell on a fumble from QB Carson Palmer in the fourth quarter that led to a field goal ...

POSTSEASON: Started in the AFC Wild Card game at Houston (1/5/13) ... Recorded 10 tackles (six solo).

2011 (Bengals) - Started 13 games ... Inactive for three games due to injury ... Recorded 88 tackles (53 solo), one interception, two passes defended, three forced fumbles and one fumble recovery ... His three forced fumbles led the team ... Totaled eight tackles (four solo) and one forced fumble vs. San Francisco (9/25) ... Made 11 stops (three solo) vs. Buffalo (10/2) ... Recorded 10 tackles (six solo) vs. Cleveland (11/27) ... Totaled six tackles (four solo), two forced fumbles and one fumble recovery vs. Houston (12/11) ... One of his forced fumbles came on first-and-goal from the 1-yard line where he stripped RB Ben Tate and recovered the fumble himself ... Made three stops (two solo) and one interception vs. Arizona (12/24) ... Intercepted QB John Skelton to set up the team's first score ...

POSTSEASON: Started in the AFC Wild Card game at Houston (1/7/12) ... Recorded three tackles (one solo).

2010 (Bengals) - Played in all 16 games with 15 starts ... Recorded 75 tackles (44 solo), one sack, two interceptions and two passes defended ... Totaled eight tackles (four solo) and one sack vs. Tampa Bay (10/10) ... Brought down QB Josh Freeman that helped set up Cincinnati's first touchdown ... Made nine stops (five solo) vs. Miami (10/31) ... Recorded eight tackles (five solo) and one interception at N.Y. Jets (11/25) ... Picked off QB Mark Sanchez for his first career interception ... Totaled five tackles (three solo) and one interception vs. San Diego (12/26) ... Intercepted QB Philip Rivers and returned it 47 yards to set up a touchdown drive.

2009 (Bengals) - Started 15 games ... Missed one game after being placed on injured reserve on Dec. 30 ... Recorded 59 tackles (35 solo), one sack, three forced fumbles and two passes defended ... His three forced fumbles led the team ... Totaled six tackles (two solo) in his NFL debut vs. Denver ... Made four stops (two solo), one sack and forced two fumbles at Green Bay (9/20) ... Stripped RB Ryan Grant in the third quarter, which led to a touchdown drive to give the Bengals the lead ... Recorded his first career sack after he strip-sacked QB Aaron Rodgers ... Totaled eight tackles (six solo) at Baltimore (10/11) ... Had six solo stops at Oakland (11/22).

COLLEGE

Four-year letterman (2005-08) and three-year starter at USC ... Played in 50 career games with 34 starts ... Recorded career totals of 272 tackles, five interceptions, four passes defended and one fumble recovery ... Started 12 games as a senior in 2008 ... Recorded 79 tackles, two interceptions and four passes defended ... Became the first player in school history to win the Chuck Bednarik Award, given annually to the best defensive player in college football ... Named a unanimous first-team All-American ... Earned first-team All-Pac-10 honors ... Played in all 13 games with 12 starts as a junior in 2007 ... Recorded 79 tackles, one interception and one fumble recovery ... Earned third-team All-American honors ... Named first-team All-Pac-10 ... Was named the Defensive MVP of the Rose Bowl ... His 79 tackles led the team ... Played in all 13 games with 10 starts as a sophomore in 2006 ... Recorded 78 tackles and one interception ... Earned first-team All-Pac-10 honors ... Played in 10 games as a true freshman in 2005 ... Recorded 36 tackles and one interception ... Earned first-team Freshman All-American honors ... Majored in sociology.

PERSONAL

Attended Eureka (Calif.) High School ... Recorded 96 tackles, four interceptions, two fumble recoveries and a kickoff return for a touchdown as a senior in 2004 ... Earned first-team All-American honors ... Named first-team all-state ... Recorded 146 tackles, 11 sacks and one interception as a junior in 2003 ... Earned first-team underclassman all-state honors ... Had a supporting role in the 2014 Disney movie "Million Dollar Arm" ... Name is pronounced RAY mah-wah-LOO-guh ... Born on Jan. 20, 1987.

REY MAUALUGA'S NFL STATS

YEAR	TEAM	GP	GS	TACK	SK	INT	PD	FF	FR
2009	Cincinnati	15	15	59	1.0	0	2	3	0
2010	Cincinnati	16	15	75	1.0	2	2	0	0
2011	Cincinnati	13	13	88	0.0	1	2	3	1
2012	Cincinnati	16	16	122	1.0	0	5	0	1
2013	Cincinnati	13	13	75	1.0	1	2	0	0
2014	Cincinnati	12	12	59	0.0	1	4	0	0
2015	Cincinnati	15	14	75	0.0	1	3	0	1
2016	Cincinnati	14	6	27	0.0	1	2	0	0
NFL TOTALS		114	104	580	4.0	7	22	6	3

REY MAUALUGA'S PLAYOFF STATS

YEAR	TEAM	GP	GS	TACK	SK	INT	PD	FF	FR
2011	Cincinnati	1	1	3	0.0	0	0	0	0
2012	Cincinnati	1	1	10	0.0	0	0	0	0
2013	Cincinnati	1	1	15	0.0	0	0	0	0
2014	Cincinnati	1	1	2	0.0	0	1	0	0
2015	Cincinnati	1	0	10	0.0	0	0	0	0
NFL TOTALS		5	4	40	0.0	0	1	0	0



1 // K

CODY
PARKEY

HT: 6-0 // WT: 190 // BORN: 2/19/92
COLLEGE: AUBURN '14 // ACQUIRED: WAI. '17 (CLE.)
NFL: THIRD SEASON // DOLPHINS: FIRST SEASON

PRO CAREER

CAREER PRO BOWL SELECTIONS: 1 (2014)

CAREER TRANSACTIONS: Signed by the Dolphins on Sept. 3, 2017 ... Waived by Cleveland on Sept. 2, 2017 ... Signed by Cleveland on Sept. 24, 2016 ... Waived by Philadelphia on Sept. 3, 2016 ... Acquired by Philadelphia in a trade with Indianapolis on Aug. 20, 2014 ... Signed by Indianapolis as an undrafted college free agent on May 11, 2014.

2016 (Browns) - Played in 14 games ... Converted 20-of-25 (80.0 pct.) FGs and 20-of-21 (95.2 pct.) PATs ... Scored 80 points on the season ... Kicked a season-long 51-yard field goal at Washington (10/2) ... Connected on 2-of-2 FGs and 2-of-2 PATs in a win vs. San Diego (12/24).

2015 (Eagles) - Played in three games ... Placed on injured reserve on Sept. 29 ... Converted 3-of-4 (75.0 pct.) FGs and 7-of-7 (100.0 pct.) PATs ... Kicked a season-long 46-yard field goal vs. Dallas (9/20) ... Connected on 1-of-1 FGs and 3-of-3 PATs in a win at N.Y. Jets.



SUPPLEMENTAL BIOS NOT IN MEDIA GUIDE

2014 (Eagles) - Played in all 16 games ... Converted 32-of-36 (88.9 pct.) FGs and 54-of-54 (100.0 pct.) PATs ... Set a franchise record and an NFL rookie scoring record with 150 points on the season ... Converted 17 consecutive field goals on the season, the second-longest streak in team history ... Set a single-season franchise record with four 50-yard field goals and 46 touchbacks ... Tied a single-season record with a 88.9 pct. FG conversion rate ... Kicked a season-long 54-yard field goal at Arizona (10/26) ...

PRO BOWL: Selected to his first Pro Bowl following the season ... Made 2-of-2 PATs.

COLLEGE

Four-year letterman at Auburn (2010-13) ... Played in 46 career games ... Converted 39-of-53 FGs (73.6 pct.) and 136-of-138 (98.6 pct.) PATs ... Finished in the top five of every career kicking category in school history ... Played in 14 games as a senior in 2013 ... Converted 15-of-21 (71.4 pct.) FGs and 66-of-67 (98.5 pct.) PATs ... Led the country with 69 touchbacks Named Senior Bowl Most Outstanding Specialist ... Earned SEC Academic Honor Roll ... Added 14 of 19 field goal attempts ... Played in 12 games as a junior in 2012 ... Converted 11-of-14 (78.6 pct.) FGs and 27-of-27 (100.0 pct.) PATs ... Played in 13 games as a sophomore in 2011 ... Converted on 13-of-18 (72.2 pct.) and 41-of-42 (97.6 pct.) PATs ... Played in seven games as a freshman in 2010 ... Converted 2-of-2 (100.0 pct.) PATs ... Mainly handled kickoff duties ... Majored in communication.

PERSONAL

Attended Jupiter (Fla.) High School ... Ranked No. 1 kicker by ESPN.com/Scouts Inc. ... Ranked No. 2 placekicker by Scout.com ... 2010 Under Armour All-American game ... Ranked by Rivals.com as the No. 1 most accurate kicker and the No. 6 kicker overall ... Named to the PrepStar All-America team ... Named third-team All-American by EA Sports in 2009 ... 9-of-12 on FGs and 8-of-9 on PATs in his senior season, including a long of 42 yards ... Kicked field goals of 51 and 43 yards during the Outback All-Star game in Palm Beach, Fla. ... Involved with The Lutzie 43 Foundation, established in the memory of Auburn teammate Philip Lutzenkirchen, which aims to develop character in young athletes and coaches through leadership, charity, compassion, mentorship, hard work, honesty and faith ... Born on Feb. 19, 1992.

CODY PARKEY'S NFL STATS

YEAR	TEAM	GP	FGM	FGA	PCT.	LG	XP	XPA	PCT.
2014	Phi.	16	32	36	88.9	54	54	54	100.0
2015	Phi.	3	3	4	75.0	46	7	7	100.0
2016	Cle.	4	20	20	80.0	51	20	21	95.2
NFL TOTALS		33	55	65	84.6	54	81	82	98.8



42 // CB

**ALTERRAUN
VERNER**

HT: 5-10 // WT: 187 // BORN: 12/13/88
COLLEGE: UCLA '10 // ACQUIRED: FA, '17
NFL: EIGHTH SEASON // DOLPHINS: FIRST SEASON

PRO CAREER

CAREER PRO BOWL SELECTIONS: 1 (2013)

CAREER TRANSACTIONS: Signed by the Dolphins on July 25, 2017 ... Released by Tampa Bay on Feb. 23, 2017 ... Signed by Tampa Bay as an unrestricted free agent from Tennessee on March 11, 2014 ... Originally a fourth-round selection (104th overall) by Tennessee in the 2010 NFL draft.

2016 (Buccaneers) - Played in all 16 games with three starts ... Recorded 12 tackles (11 solo), one interception and seven passes defended ... Added four special teams stops ... Made one assisted tackle in the season opener at Atlanta (9/11) ... Added one special teams stop ... Recorded one solo tackle and two passes defended at Arizona (9/18) ... Totaled two solo tackles, one interception and two passes defended vs. Seattle (11/27) ... Intercepted QB Russell Wilson near the end of the first half and returned it 16 yards.

2015 (Buccaneers) - Played in all 16 games with six starts ... Recorded 53 tackles (42 solo), 0.5 sacks, one interception, four passes defended and one forced fumble ... Added three special teams stops ... Made four solo stops in the season opener vs. Tennessee (9/13) ... Totaled five tackles (four solo) and a half-sack at Atlanta (11/1) ... Recorded eight solo stops and one interception vs. N.Y. Giants (11/8) ... Intercepted QB Eli Manning and returned it 16 yards near the end of the third quarter ... Made three tackles (one solo) and forced one fumble at Carolina (1/3/16).

2014 (Buccaneers) - Started 14 games ... Recorded 76 tackles (58 solo), two interceptions, nine passes defended and two forced fumbles ... Made six tackles (five solo) in his Buccaneers debut in the season opener vs. Carolina (9/7) ... Totaled eight solo stops vs. St. Louis (9/14) ... Recorded five tackles (three solo), one interception and three passes defended at New Orleans (10/5) ... Intercepted QB Drew Brees with the Saints driving at midfield to send the game into overtime ... Totaled a season-high nine tackles (six solo) vs. Green Bay (12/21).

2013 (Titans) - Started all 16 games ... Recorded 57 tackles (49 solo), five interceptions, 22 passes defended and two fumble recoveries ... Totaled three solo tackles, one interception and two passes defended in the season opener at Pittsburgh (9/8) ... Intercepted QB Ben Roethlisberger in the second quarter and led to a Titans touchdown drive ... Made six stops (five solo), one interception and three passes defended at Houston (9/15) ... Intercepted QB Matt Schaub and returned it 23 yards for a touchdown in the fourth quarter ... Recorded two assisted tackles, two interceptions, two passes defended and one fumble recovery vs. N.Y. Jets (9/29) ... Picked off QB Geno Smith's first pass of the game and returned it 34 yards, setting up a touchdown drive ... Recovered a fumble from QB Geno Smith and returned it 9 yards, setting up a Titans touchdown drive in the second quarter ... Intercepted QB Geno Smith later in the second quarter ... Totaled three tackles (two solo) and one interception vs. Jacksonville (11/10) ... Intercepted QB Chad Henne early in the fourth quarter and returned it 6 yards ...

PRO BOWL: Selected to his first Pro Bowl following the season ...



SUPPLEMENTAL BIOS NOT IN MEDIA GUIDE

Recovered a fumble in the game ...

HONORS: Earned second-team All-Pro honors ... Earned AFC Defensive Player of the Week honors for his performance vs. N.Y. Jets (9/29) where he posted two interceptions and one fumble recovery.

2012 (Titans) - Started all 16 games ... Recorded 76 tackles (59 solo), two interceptions, nine passes defended, one forced fumble and one fumble recovery ... Totaled a season-high nine tackles (six solo) in the season opener vs. New England (9/9) ... Made five solo stops, one interception and two passes defended at San Diego (9/16) ... Intercepted QB Philip Rivers and returned it for 11 yards in the second quarter ... Recorded seven tackles (four solo), one forced fumble and one fumble recovery vs. Detroit (9/23) ... Stripped TE Brandon Pettigrew and returned the fumble 72 yards for a touchdown in the fourth quarter ... Made one solo stop, one interception and two passes defended at Jacksonville (11/25) ... Intercepted QB Chad Henne on the first snap of the game.

2011 (Titans) - Played in all 16 games with three starts ... Recorded 47 tackles (42 solo), one interception and eight passes defended ... Added two special teams stops (one solo) ... Totaled one solo tackle and one interception vs. Baltimore (9/18) ... Intercepted QB Joe Flacco and returned it 4 yards in the first quarter ... Posted six solo tackles and two passes defended vs. Indianapolis (10/30) ... Recorded a season-high 10 tackles (nine solo) vs. New Orleans ... Added one special teams stop.

2010 (Titans) - Played in all 16 games with 12 starts ... Recorded 93 tackles (78 solo), three interceptions, 11 passes defended, one forced fumble and two fumble recoveries ... Added eight special teams stops (seven solo) ... Totaled 11 solo tackles vs. Denver (10/3) ... Recorded eight tackles (six solo) and one interception at Dallas (10/10) ... Made his first NFL interception by picking off QB Tony Romo and returning the ball 12 yards to the 1-yard line, setting up a Titans score on the next play ... Made one solo stop and one interception at Jacksonville (10/18) ... Totaled a season-high 12 tackles (10 solo) vs. Indianapolis (12/9) ... Recorded 10 tackles (four solo) and one interception vs. Houston (12/19) ... Intercepted QB Matt Schaub in the second quarter and set up a Titans field goal as the half expired.

COLLEGE

Four-year letterman and three-year starter at UCLA (2006-09) ... Played in 51 career games with 35 starts ... Recorded career totals of 279 tackles (198 solo) and 13 interceptions ... Started all 13 games as a senior in 2009 ... Recorded 72 tackles (51 solo) and five interceptions ... Earned first-team All-American honors ... Named first-team All-Pac 10 ... Was a semifinalist for the Lott Trophy for the nation's best defensive player ... His five interceptions were tied for second in the Pac-10 ... Started all 12 games as a junior in 2008 ... Recorded 73 tackles (52 solo) and two interceptions ... Earned first-team All-Pac 10 honors ... Played in all 13 games with 10 starts ... Recorded 75 tackles (53 solo) and four interceptions ... Played in all 13 games as a true freshman in 2006 ... Recorded 59 tackles (42 solo) and two interceptions ... Earned first-team Freshman All-American honors ... Named Pac-10 Conference Co-Freshman of the Year ... Majored in mathematics-applied science.

PERSONAL

Attended Mayfair High School in Lakewood, California ... Played wide receiver, defensive back, linebacker and special teams ... Caught 50 passes for 907 yards (18.1 avg.) and 13 touchdowns as a senior in 2005 ... Added 56 tackles and four interceptions on defense ... Also returned four punts for 100 yards (25.0 avg.) and seven kickoff returns for 407 yards (58.1 avg.) and one touchdown ... Earned second-team all-section ... Named team co-captain and team offensive MVP ... Recorded 32 catches for 705 yards (22.0 avg.) and 11 touchdowns as a junior in 2004 ... Added 56 tackles, 13 pass break ups and two interceptions on defense ... Earned all-region and all-league honors ... Also participated in track and field ... First name pronounced AL-ter-on ... Born on Dec. 13, 1988.

ALTERRAUN VERNER'S NFL STATS

YEAR	TEAM	GP	GS	TACK	SK	INT	PD	FF	FR
2010	Tennessee	16	12	93	0.0	3	11	1	2
2011	Tennessee	16	3	47	0.0	1	9	0	0
2012	Tennessee	16	16	76	0.0	2	9	1	1
2013	Tennessee	16	16	57	0.0	5	22	0	2
2014	Tampa Bay	14	14	76	0.0	2	9	2	0
2015	Tampa Bay	16	6	53	0.5	1	4	1	0
2016	Tampa Bay	16	3	12	0.0	1	7	0	0
NFL TOTALS		110	70	414	0.5	15	71	5	5



2016 REGULAR SEASON STATISTICS

WON 10, LOST 6			
9/11/2016	L	10- 12	at Seattle Seahawks
9/18/2016	L	24- 31	at New England Patriots
9/25/2016	W	30- 24	Cleveland Browns
9/29/2016	L	7- 22	at Cincinnati Bengals
10/9/2016	L	17- 30	Tennessee Titans
10/16/2016	W	30- 15	Pittsburgh Steelers
10/23/2016	W	28- 25	Buffalo Bills
11/6/2016	W	27- 23	New York Jets
11/13/2016	W	31- 24	at San Diego Chargers
11/20/2016	W	14- 10	at Los Angeles Rams
11/27/2016	W	31- 24	San Francisco 49ers
12/4/2016	L	6- 38	at Baltimore Ravens
12/11/2016	W	26- 23	Arizona Cardinals
12/17/2016	W	34- 13	at New York Jets
12/24/2016	W	34- 31	at Buffalo Bills
1/1/2017	L	14- 35	New England Patriots

	MIAMI	OPPONENT
Total First Downs	278	349
Rushing	90	109
Passing	167	199
Penalty	21	41
3rd Down: Made/Att	69/188	77/213
3rd Down Pct.	36.7%	36.2%
4th Down: Made/Att	0/4	9/16
4th Down Pct.	0.0%	56.3%
Possession Avg.	28:23	31:37
Total Net Yards	5324	6122
Avg. Per Game	332.8	382.6
Total Plays	912	1088
Avg. Per Play	5.8	5.6
Net Yards Rushing	1824	2247
Avg. Per Game	114.0	140.4
Total Rushes	405	464
Net Yards Passing	3500	3875
Avg. Per Game	218.8	242.2
Sacked/Yards Lost	30/216	33/226
Gross Yards	3716	4101
Attempts/Completions	477/316	591/368
Completion Pct.	66.2%	62.3%
Had Intercepted	15	16
Punts/Average	90/44.3	74/41.8
Net Punting Avg.	39.9	37.4
Penalties/Yards	125/1141	109/919
Fumbles/Ball Lost	26/8	24/9
Touchdowns	45	43
Rushing	14	12
Passing	27	30
Returns	4	1

SCORE BY PERIODS	Q1	Q2	Q3	Q4	OT	PTS
Miami	41	101	111	101	9	363
Opponents	110	95	58	117	0	380

SCORING	TD	RU	PA	RT	PAT	FG	2Pt	PTS
A.Franks	0	0	0	0	41/42	16/21	0	89
K.Stills	9	0	9	0	0/0	0/0	0	54
J.Ajayi	8	8	0	0	0/0	0/0	0	48
D.Williams	6	3	3	0	0/0	0/0	0	36
J.Landry	4	0	4	0	0/0	0/0	1	26
D.Parker	4	0	4	0	0/0	0/0	0	24
D.Sims	4	0	4	0	0/0	0/0	0	24
K.Drake	3	2	0	1	0/0	0/0	0	18
W.Aikens	1	0	0	1	0/0	0/0	0	8
K.Alonso	1	0	0	1	0/0	0/0	0	6
J.Cameron	1	0	1	0	0/0	0/0	0	6
D.Jones	1	0	1	0	0/0	0/0	0	6
R.Tannehill	1	1	0	0	0/0	0/0	0	6
J.Grant	1	0	0	1	0/0	0/0	0	6
L.Carroo	1	0	1	0	0/0	0/0	0	6
TEAM	45	14	27	4	41/42	16/21	1	363
OPPONENTS	43	12	30	1	34/38	26/35	5	380

2-Pt. Conversions: Team 1/ 2, Opponents: 5/ 5

Sacks: C.Wake 11.5, A.Branch 5.5, N.Suh 5.0, J.Jones 3.5, M.Williams 1.5, M.Thomas 1.0, B.McCain 1.0, N.Hewitt 1.0, I.Abdul-Quddus 1.0, R.Jones 0.5, J.Phillips 0.5 Team: 32.0, Opponents: 29.0



2016 REGULAR SEASON STATISTICS

RUSHING	NO.	YDS	AVG	LONG	TD
J.Ajayi	260	1272	4.9	62t	8
K.Drake	33	179	5.4	45t	2
R.Tannehill	39	164	4.2	18	1
D.Williams	35	115	3.3	23	3
A.Foster	22	55	2.5	9	0
I.Pead	8	22	2.8	4	0
J.Landry	5	17	3.4	13	0
J.Grant	1	1	1.0	1	0
M.Darr	1	0	0.0	0	0
M.Moore	1	-1	-1.0	-1	0
TEAM	405	1824	4.5	62t	14
OPPONENTS	464	2247	4.8	60t	12

INTERCEPTIONS	NO.	YDS	AVG	LONG	TD
T.Lippett	4	0	0.0	0	0
K.Alonso	2	70	35.0	60t	1
B.Maxwell	2	29	14.5	27	0
I.Abdul-Quddus	2	16	8.0	9	0
B.Rambo	1	17	17.0	17	0
R.Jones	1	17	17.0	17	0
J.Phillips	1	17	17.0	17	0
C.Wake	1	12	12.0	12	0
M.Hull	1	8	8.0	8	0
B.McCain	1	0	0.0	0	0
TEAM	16	186	11.6	60t	1
OPPONENTS	15	106	7.1	53	1

RECEIVING	NO.	YDS	AVG	LONG	TD
J.Landry	94	1136	12.1	71	4
D.Parker	56	744	13.3	56t	4
K.Stills	42	726	17.3	74t	9
J.Ajayi	27	151	5.6	15	0
D.Sims	26	256	9.8	28	4
D.Williams	23	249	10.8	58	3
M.Gray	14	174	12.4	53	0
K.Drake	9	46	5.1	9	0
J.Cameron	8	60	7.5	13	1
D.Jones	7	61	8.7	24	1
A.Foster	6	78	13.0	50	0
L.Caroo	3	29	9.7	15t	1
I.Pead	1	6	6.0	6	0
J.Grant	0	0	0	0	0
TEAM	316	3716	11.8	74t	27
OPPONENTS	368	4101	11.1	77t	30

PUNTING	NO	YDS	AVG	NET	TB	IN	LG	B
M.Darr	90	3991	44.3	39.9	5	32	66	0
TEAM	90	3991	44.3	39.9	5	32	66	0
OPPONENTS	74	3095	41.8	37.4	0	28	62	1

PUNT RETURNS	RET	FC	YDS	AVG	LONG	TD
J.Grant	20	3	165	8.3	74t	1
J.Landry	16	15	163	10.2	20	0
TEAM	36	18	328	9.1	74t	1
OPPONENTS	37	26	300	8.1	30	0

KICKOFF RETURNS	NO.	YDS	AVG	LONG	TD
J.Grant	19	439	23.1	45	0
K.Drake	13	397	30.5	96t	1
D.Williams	2	32	16.0	17	0
M.Gray	1	11	11.0	11	0
TEAM	35	879	25.1	96t	1
OPPONENTS	31	632	20.4	44	0

Fumbles Lost: R.Tannehill 3, J.Landry 2, J.Ajayi 1, J.Grant 1, D.Williams 1 Total: 8

Opponent Fumble Recoveries: K.Alonso 4, T.Fede 1, N.Hewitt 1, J.Jones 1, N.Suh 1, S.Paysinger 1 Total: 9

FIELD GOALS	1-19	20-29	30-39	40-49	50+
A.Franks	0/0	8/10	6/6	1/3	1/2
TEAM	0/0	8/10	6/6	1/3	1/2
OPPONENTS	0/0	8/8	6/7	10/17	2/3

PASSING	ATT	CMP	YDS	CMP%	YDS/ATT	TD	TD%	INT	INT%	LONG	SACK	LOST	RATING
R.Tannehill	389	261	2995	67.1%	7.7	19	4.9%	12	3.1%	74t	29/	216	93.5
M.Moore	87	55	721	63.2%	8.3	8	9.2%	3	3.4%	66t	1/	0	105.6
J.Landry	1	0	0	0.0%	0.0	0	0.0%	0	0.0%	0	0/	0	39.6
TEAM	477	316	3716	66.2%	7.8	27	5.7%	15	3.1%	74t	30/	216	95.5
OPPONENTS	591	368	4101	62.3%	6.9	30	5.1%	16	2.7%	77t	33/	226	88.5



2016 REGULAR SEASON STATISTICS

DEFENSIVE STATISTICS												
PLAYER	GP	SOLO	ASST	TOT	SACKS	YDS	TFL	QBH	INT	PD	FF	FR
K. Alonso	15	69	46	115	0.0	0.0	5	6	2	4	1	4
I. Abdul-Quddus	15	49	28	77	1.0	2.0	2	5	2	5	0	0
N. Suh	16	41	31	72	5.0	37.5	11	17	0	6	0	1
T. Lippett	16	45	22	67	0.0	0.0	1	0	4	10	0	0
N. Hewitt	15	35	22	57	1.0	9.0	4	1	0	1	0	1
B. Maxwell	13	43	10	53	0.0	0.0	1	0	2	15	4	0
S. Paysinger	15	37	15	52	0.0	0.0	0	2	0	3	0	1
R. Jones	6	31	20	51	0.5	0.5	4	0	1	4	0	0
A. Branch	16	27	22	49	5.5	34.5	8	12	0	1	2	0
B. McCain	16	32	12	44	1.0	11.0	3	2	1	6	1	0
M. Thomas	16	27	12	39	1.0	14.0	3	3	0	1	1	0
X. Howard	6	29	11	40	0.0	0.0	1	0	0	6	1	0
J. Jones	14	22	14	36	3.5	12.0	3	12	0	2	0	1
B. Rambo	8	25	14	39	0.0	0.0	1	1	1	3	0	0
C. Wake	16	22	7	29	11.5	90.5	6	24	1	2	5	0
J. Jenkins	9	15	14	29	0.0	0.0	2	0	0	1	0	0
D. Butler	14	17	11	28	0.0	0.0	3	0	0	0	0	0
J. Phillips	16	13	10	23	0.5	0.0	5	3	1	3	0	0
K. Misi	3	11	11	22	0.0	0.0	0	0	0	0	0	0
E. Mitchell	9	11	6	17	0.0	0.0	3	1	0	0	0	0
M. Hull	16	7	8	15	0.0	0.0	0	0	1	1	0	0
T. Fede	9	6	8	14	0.0	0.0	1	0	0	0	0	1
M. Williams	13	9	4	13	1.5	9.0	4	5	0	1	0	0
J. Warmesley	5	4	4	8	0.0	0.0	0	1	0	0	0	0
C. Jones	6	4	2	6	0.0	0.0	1	1	0	0	0	0
N. Williams	5	2	0	2	0.0	0.0	0	0	0	0	0	0
C. Chekwa	3	2	0	2	0.0	0.0	0	0	0	0	0	0
L. Orr	5	1	0	1	0.0	0.0	1	0	0	0	0	0
TOTALS		637	364	1001	33.0	226.0	73	96	16	75	15	9

NOTE: Special teams and miscellaneous tackles/fumbles not included above

DEFENSIVE TOUCHDOWNS: K. Alonso 60-yard interception return (11/13 at SD).

MISCELLANEOUS TACKLES: K. Stills - 4, J. Landry - 2, J. Ajayi - 2, D. Parker - 2, J. Cameron - 1, K. Drake - 1, J. James - 1, D. Sims - 1, D. Williams - 1.

MISCELLANEOUS FORCED FUMBLES: None.

MISCELLANEOUS FUMBLE RECOVERIES: R. Tannehill - 3, J. Ajayi - 2, J. Bushrod - 1, M. Darr - 1, M. Gray - 1, J. James - 1, M. Moore - 1, S. Paysinger - 1.



2016 REGULAR SEASON STATISTICS

SPECIAL TEAMS STATISTICS								
PLAYER	SOLO	ASST	TOT	FF	FR	BFG	BPAT	BPNT
M. Thomas	16	3	19	1	0	0	0	0
M. Hull	11	7	18	0	0	0	0	0
S. Paysinger	5	2	7	0	0	0	0	0
N. Hewitt	5	2	7	0	0	0	0	0
W. Aikens	4	3	7	0	0	0	0	1
K. Drake	2	2	4	0	0	0	0	0
M. Gray	1	2	3	0	0	0	0	0
L. Pitts	1	2	3	0	0	0	0	0
B. Rambo	0	3	3	0	0	0	0	0
D. Williams	2	0	2	0	1	0	0	0
Z. Vigil	2	0	2	0	0	0	0	0
B. McCain	1	1	2	0	0	0	0	0
J. Lucas	0	2	2	0	0	0	0	0
M. Darr	1	1	2	0	0	0	0	0
T. Reilly	1	1	2	0	0	0	0	0
I. Abdul-Quddus	1	0	1	0	0	0	0	0
J. Grant	1	0	1	0	3	0	0	0
A. Franks	1	0	1	0	0	0	0	0
J. Landry	1	0	1	0	0	0	0	0
C. Chekwa	0	1	1	0	0	0	0	0
J. Denney	0	1	1	0	0	0	0	0
C. Jones	0	0	0	0	0	0	1	0
J. Phillips	0	0	0	0	0	0	1	0
J. Jones	0	0	0	0	0	0	1	0
TOTALS	56	33	89	1	4	0	3	1



2016 POSTSEASON STATISTICS

WON 0, LOST 1			
1/8/2017	L	12- 30	at Pittsburgh Steelers

	MIAMI	OPPONENT
Total First Downs	18	19
Rushing	1	9
Passing	16	7
Penalty	1	3
3rd Down: Made/Att	6/14	4/9
3rd Down Pct.	42.9%	44.4%
4th Down: Made/Att	2/4	0/0
4th Down Pct.	50.0%	0.0
Possession Avg.	32:02	27:58
Total Net Yards	305	367
Avg. Per Game	305.0	367.0
Total Plays	62	54
Avg. Per Play	4.9	6.8
Net Yards Rushing	52	179
Avg. Per Game	52.0	179.0
Total Rushes	21	35
Net Yards Passing	253	188
Avg. Per Game	253.0	188.0
Sacked/Yards Lost	5/36	1/9
Gross Yards	289	197
Attempts/Completions	36/29	18/13
Completion Pct.	80.6%	72.2%
Had Intercepted	1	2
Punts/Average	2/51.0	2/39.5
Net Punting Avg.	36.5	35.0
Penalties/Yards	6/64	6/60
Fumbles/Ball Lost	3/2	0/0
Touchdowns	1	4
Rushing	0	2
Passing	1	2
Returns	0	0

SCORE BY PERIODS	Q1	Q2	Q3	Q4	OT	PTS
Miami	3	3	0	6	0	12
Opponents	14	6	10	0	0	30

SCORING	TD	RU	PA	RT	PAT	FG	2Pt	PTS
D.Williams	1	0	1	0	0/0	0/0	0	6
A.Franks	0	0	0	0	0/0	2/2	0	6
TEAM	1	0	1	0	0/0	2/2	0	12
OPPONENTS	4	2	2	0	3/4	1/1	0	30

2-Pt. Conversions: Team 0/1, Opponents: 0/0

Sacks: N.Suh 1.0 Team: 1.0, Opponents: 5.0



2016 POSTSEASON STATISTICS

RUSHING	NO.	YDS	AVG	LONG	TD
J.Ajayi	16	33	2.1	8	0
D.Williams	3	14	4.7	15	0
M.Thomas	1	3	3.0	3	0
M.Moore	1	2	2.0	2	0
TEAM	21	52	2.5	15	0
OPPONENTS	35	179	5.1	26	2

RECEIVING	NO.	YDS	AVG	LONG	TD
J.Landry	11	102	9.3	17	0
K.Stills	5	82	16.4	36	0
D.Sims	5	34	6.8	17	0
D.Parker	4	55	13.8	37	0
J.Ajayi	3	12	4.0	5	0
D.Williams	1	4	4.0	4t	1
K.Drake	0	0	0	0	0
TEAM	29	289	10.0	37	1
OPPONENTS	13	197	15.2	62t	2

Fumbles Lost: M.Moore 2 Total: 2

Opponent Fumble Recoveries: None.

INTERCEPTIONS	NO.	YDS	AVG	LONG	TD
M.Thomas	1	16	16.0	16	0
X.Howard	1	11	11.0	11	0
TEAM	2	27	13.5	16	0
OPPONENTS	1	10	10.0	10	0

PUNTING	NO	YDS	AVG	NET	TB	IN	LG	B
M.Darr	2	102	51.0	36.5	1	0	61	0
TEAM	2	102	51.0	36.5	1	0	61	0
OPPONENTS	2	79	39.5	35.0	0	0	42	0

PUNT RETURNS	RET	FC	YDS	AVG	LONG	TD
J.Landry	1	0	9	9.0	9	0
TEAM	1	0	9	9.0	9	0
OPPONENTS	1	0	9	9.0	9	0

KICKOFF RETURNS	NO.	YDS	AVG	LONG	TD
K.Drake	3	101	33.7	58	0
J.Grant	1	18	18.0	18	0
TEAM	4	119	29.8	58	0
OPPONENTS	4	49	12.3	22	0

FIELD GOALS	1-19	20-29	30-39	40-49	50+
A.Franks	0/0	0/0	1/1	1/1	0/0
TEAM	0/0	0/0	1/1	1/1	0/0
OPPONENTS	0/0	0/0	1/1	0/0	0/0

PASSING	ATT	CMP	YDS	CMP%	YDS/ATT	TD	TD%	INT	INT%	LONG	SACK	LOST	RATING
M.Moore	36	29	289	80.6%	8.0	1	2.8%	1	2.8%	37	5/	36	97.8
TEAM	36	29	289	80.6%	8.0	1	2.8%	1	2.8%	37	5/	36	97.8
OPPONENTS	18	13	197	72.2%	10.9	2	11.1%	2	11.1%	62t	1/	9	105.3



2016 POSTSEASON STATISTICS

DEFENSIVE STATISTICS												
PLAYER	GP	SOLO	ASST	TOT	SACKS	YDS	TFL	QBH	INT	PD	FF	FR
B. Rambo	1	6	0	6	0.0	0.0	1	0	0	0	0	0
M. Thomas	1	3	3	6	0.0	0.0	0	0	1	1	0	0
K. Alonso	1	1	5	6	0.0	0.0	0	0	0	0	0	0
C. Wake	1	3	3	6	0.0	0.0	0	1	0	0	0	0
N. Hewitt	1	3	2	5	0.0	0.0	0	0	0	0	0	0
X. Howard	1	3	2	5	0.0	0.0	1	0	1	2	0	0
N. Suh	1	4	0	4	1.0	9.0	1	1	0	0	0	0
T. Lippett	1	2	2	4	0.0	0.0	0	0	0	0	0	0
E. Mitchell	1	3	0	3	0.0	0.0	0	0	0	0	0	0
J. Phillips	1	2	1	3	0.0	0.0	2	0	0	0	0	0
D. Butler	1	0	2	2	0.0	0.0	0	0	0	0	0	0
T. Fede	1	1	1	2	0.0	0.0	0	0	0	0	0	0
J. Jenkins	1	2	0	2	0.0	0.0	0	0	0	0	0	0
B. McCain	1	0	2	2	0.0	0.0	0	0	0	0	0	0
N. Williams	1	1	1	2	0.0	0.0	0	0	0	0	0	0
A. Branch	1	1	0	1	0.0	0.0	0	0	0	0	0	0
TOTALS		35	24	59	1	9	5	2	2	3	0	0

NOTE: Special teams and miscellaneous tackles/fumbles not included above
DEFENSIVE TOUCHDOWNS: None.
MISCELLANEOUS TACKLES: J. Ajayi - 2, J. James - 1.
MISCELLANEOUS FORCED FUMBLES: None.
MISCELLANEOUS FUMBLE RECOVERIES: None.

SPECIAL TEAMS STATISTICS								
PLAYER	SOLO	ASST	TOT	FF	FR	BFG	BPAT	BPNT
S. Paysinger	2	0	2	0	0	0	0	0
W. Aikens	1	0	1	0	0	0	0	0
M. Hull	1	0	1	0	0	0	0	0
J. Lucas	0	1	1	0	0	0	0	0
T. Reilly	0	1	1	0	0	0	0	0
J. Grant	0	0	0	0	1	0	0	0
TOTALS	4	2	6	0	1	0	0	0



2017 PRESEASON STATISTICS

WON 2, LOST 2			
8/10/2017	W	23- 20	Atlanta Falcons
8/17/2017	L	7- 31	Baltimore Ravens
8/24/2017	L	31- 38	at Philadelphia Eagles
8/31/2017	W	30- 9	at Minnesota Vikings

	MIAMI	OPPONENT
Total First Downs	55	82
Rushing	12	29
Passing	33	46
Penalty	10	7
3rd Down: Made/Att	15/50	34/70
3rd Down Pct.	30.0%	48.6%
4th Down: Made/Att	0/1	4/8
4th Down Pct.	0.0%	50.0%
Possession Avg.	23:05	36:55
Total Net Yards	1090	1375
Avg. Per Game	272.5	343.8
Total Plays	216	291
Avg. Per Play	5.0	4.7
Net Yards Rushing	257	497
Avg. Per Game	64.3	124.3
Total Rushes	85	146
Net Yards Passing	833	878
Avg. Per Game	208.3	219.5
Sacked/Yards Lost	5/42	7/44
Gross Yards	875	922
Attempts/Completions	126/63	138/93
Completion Pct.	50.0%	67.4%
Had Intercepted	5	4
Punts/Average	26/43.9	20/44.0
Net Punting Avg.	39.8	41.5
Penalties/Yards	27/204	42/369
Fumbles/Ball Lost	4/2	8/3
Touchdowns	12	11
Rushing	4	4
Passing	8	6
Returns	0	1

SCORE BY PERIODS	Q1	Q2	Q3	Q4	OT	PTS
Team	24	40	7	20	0	91
Opponents	21	40	17	20	0	98

SCORING	TD	RU	PA	RT	PAT	FG	2Pt	PTS
A.Franks	0	0	0	0	11/11	2/3	0	17
J.Grant	2	0	2	0	0/0	0/0	0	12
J.Ajayi	2	2	0	0	0/0	0/0	0	12
M.Mathews	1	0	1	0	0/0	0/0	0	6
L.Carroo	1	0	1	0	0/0	0/0	0	6
K.Drake	1	1	0	0	0/0	0/0	0	6
J.Thomas	1	0	1	0	0/0	0/0	0	6
M.Gray	1	0	1	0	0/0	0/0	0	6
S.Perry	1	1	0	0	0/0	0/0	0	6
F.Owusu	1	0	1	0	0/0	0/0	0	6
D.Stringfellow	1	0	1	0	0/0	0/0	0	6
P.Martin-Oguike	0	0	0	0	0/0	0/0	0	2
TEAM	12	4	8	0	11/11	2/3	0	91
OPPONENTS	11	4	6	1	9/10	7/8	1	98

2-Pt. Conversions: Team 0/1, Opponents: 1/1

Sacks: A.Branch 1.0, P.Martin-Oguike 1.0, C.Malveaux 1.0, L.Okoye 1.0, T.Reilly 1.0, J.Warmsley 1.0, J.Lucas 1.0 Team: 7.0, Opponents: 5.0



2017 PRESEASON STATISTICS

RUSHING	NO.	YDS	AVG	LONG	TD
K.Drake	16	69	4.3	16	1
J.Ajayi	11	51	4.6	26	2
S.Johnson	18	43	2.4	10	0
D.Smith	12	35	2.9	12	0
S.Perry	8	32	4.0	11t	1
D.Williams	14	28	2.0	10	0
D.Fales	2	3	1.5	4	0
M.Moore	1	1	1.0	1	0
B.Doughty	3	-5	-1.7	-1	0
TEAM	85	257	3.0	26	4
OPPONENTS	146	497	3.4	26	4

RECEIVING	NO.	YDS	AVG	LONG	TD
J.Grant	8	230	28.8	69t	2
M.Gray	8	51	6.4	12	1
D.Stringfellow	4	130	32.5	99t	1
D.Parker	4	99	24.8	72	0
D.Morgan	4	52	13.0	24	0
L.Carroo	3	50	16.7	33t	1
J.Landry	3	46	15.3	32	0
K.Stills	3	24	8.0	15	0
M.Lewis	3	19	6.3	13	0
T.Duarte	3	19	6.3	11	0
K.Drake	3	4	1.3	5	0
J.Thomas	3	3	1.0	2	1
F.Owusu	2	45	22.5	28	1
M.Mathews	2	30	15.0	19t	1
S.Johnson	2	26	13.0	27	0
C.Pantale	2	18	9.0	11	0
D.Smith	2	8	4.0	6	0
S.Perry	2	7	3.5	4	0
J.Ajayi	1	11	11.0	11	0
D.Williams	1	3	3.0	3	0
TEAM	63	875	13.9	99t	8
OPPONENTS	93	922	9.9	50t	6

Fumbles Lost: J.Cutler 1, S.Perry 1 Total: 2

Opponent Fumble Recoveries: T.Reilly 1, S.Johnson 1, J.Lucas 1 Total: 3

PASSING	ATT	CMP	YDS	CMP%	YDS/ATT	TD	TD%	INT	INT%	LONG	SACK	LOST	RATING
D.Fales	54	27	424	50.0%	7.9	5	9.3%	1	1.9%	99t	0/	0	99.6
B.Doughty	41	19	263	46.3%	6.4	2	4.9%	2	4.9%	69t	4/	36	63.4
J.Cutler	14	8	129	57.1%	9.2	1	7.1%	0	0.0%	72	1/	6	111.9
M.Moore	17	9	59	52.9%	3.5	0	0.0%	2	11.8%	32	0/	0	21.1
TEAM	126	63	875	50.0%	6.9	8	6.3%	5	4.0%	99t	5/	42	77.3
OPPONENTS	138	93	922	67.4%	6.7	6	4.3%	4	2.9%	50t	7/	44	88.5

INTERCEPTIONS	NO.	YDS	AVG	LONG	TD
J.Phillips	1	18	18.0	18	0
L.Timmons	1	2	2.0	2	0
X.Howard	1	0	0.0	0	0
C.Tankersley	1	0	0.0	0	0
TEAM	4	20	5.0	18	0
OPPONENTS	5	123	24.6	50	1

PUNTING	NO	YDS	AVG	NET	TB	IN	LG	B
M.Haack	13	610	46.9	44.3	0	2	63	0
M.Darr	12	531	44.3	35.3	0	5	52	1
TEAM	26	1141	43.9	39.8	0	7	63	1
OPPONENTS	20	879	44.0	41.5	1	7	61	0

PUNT RETURNS	RET	FC	YDS	AVG	LONG	TD
J.Grant	5	3	11	2.2	8	0
D.Morgan	3	4	15	5.0	9	0
J.Westerkamp	1	0	4	4.0	4	0
TEAM	9	7	30	3.3	9	0
OPPONENTS	16	4	106	6.6	39	0

KICKOFF RETURNS	NO.	YDS	AVG	LONG	TD
T.McTyer	8	144	18.0	30	0
S.Perry	5	123	24.6	33	0
D.Smith	3	62	20.7	27	0
S.Johnson	2	61	30.5	44	0
TEAM	18	390	21.7	44	0
OPPONENTS	12	250	20.8	30	0

FIELD GOALS	1-19	20-29	30-39	40-49	50+
A.Franks	0/0	0/0	1/1	0/1	1/1
TEAM	0/0	0/0	1/1	0/1	1/1
OPPONENTS	0/0	2/2	2/2	1/2	2/2



2017 PRESEASON STATISTICS

DEFENSIVE STATISTICS											
PLAYER	SOLO	ASST	TOT	SACKS	YDS	TFL	QBH	INT	PD	FF	FR
Chase Allen	23	9	32	0	0	0	0	0	1	0	0
Deon Lacey	16	3	19	0	0	2	0	0	2	0	0
A.J. Hendy	13	1	14	0	0	1	0	0	0	0	0
Vincent Taylor	9	5	14	0	0	1	0	0	1	0	0
Michael Thomas	9	4	13	0	0	0	0	0	2	0	0
Jordan Lucas	7	5	12	1	0	0	1	0	0	0	0
Maurice Smith	8	3	11	0	0	0	1	0	1	0	0
Junior Sylvestre	9	1	10	0	0	0	0	0	1	0	0
Cordrea Tankersley	8	1	9	0	0	0	0	1	1	0	0
Lafayette Pitts	8	0	8	0	0	1	0	0	0	0	0
Praise Martin-Oguike	7	1	8	1	10	1	1	0	0	0	0
Trevor Reilly	7	1	8	1	5	2	1	0	0	0	0
Lawrence Timmons	7	0	7	0	0	1	1	1	1	0	0
Davon Godchaux	4	3	7	0	0	0	0	0	0	0	0
Cameron Malveaux	6	0	6	1	9	3	2	0	0	0	0
Terrence Fede	6	0	6	0	0	2	3	0	0	0	0
Julius Warmesley	5	1	6	1	1	1	1	0	0	0	0
Mike Hull	5	1	6	0	0	1	0	0	1	0	0
Byron Maxwell	5	1	6	0	0	0	0	0	0	2	0
Reshad Jones	5	0	5	0	0	0	0	0	0	0	0
Xavien Howard	4	1	5	0	0	0	0	1	1	0	0
Torry McTyer	4	1	5	0	0	0	0	0	2	0	0
Kiko Alonso	3	2	5	0	0	0	0	0	0	0	0
Ndamukong Suh	4	0	4	0	0	0	1	0	0	0	0
T.J. McDonald	3	1	4	0	0	0	0	0	1	0	0
Lawrence Okoye	1	3	4	1	9	1	5	0	0	0	0
Bobby McCain	3	0	3	0	0	0	0	0	0	0	0
Joby Saint Fleur	2	1	3	0	0	0	0	0	0	0	0
Brandon Watts	1	2	3	0	0	0	0	0	0	0	0
Andre Branch	2	0	2	1	10	1	1	0	0	0	0
Alterraun Verner	2	0	2	0	0	0	0	0	3	0	0
William Hayes	2	0	2	0	0	0	0	0	1	0	0
Nate Allen	2	0	2	0	0	0	0	0	0	0	0
Jordan Phillips	1	1	2	0	0	0	0	1	2	0	0
Charles Harris	1	1	2	0	0	0	0	0	0	0	0
Nicholas Williams	1	1	2	0	0	0	1	0	0	0	0
Larry Hope	0	1	1	0	0	0	0	0	0	0	0
Cameron Wake	0	1	1	0	0	0	0	0	0	0	0
TOTALS	203	56	259	7	44	18	19	4	21	2	0



2017 PRESEASON STATISTICS

SPECIAL TEAMS STATISTICS						
PLAYER	SOLO	ASST	TOT	FF	FR	BLK
Deon Lacey	3	0	3	0	0	0
Maurice Smith	3	0	3	0	0	0
Chase Allen	2	0	2	0	0	0
A.J. Hendy	2	0	2	0	0	0
Jordan Lucas	2	0	2	0	1	0
Terrence Fede	1	1	2	0	0	0
Michael Thomas	1	0	1	0	0	0
Cordrea Tankersley	1	0	1	0	0	0
Lafayette Pitts	1	0	1	0	0	0
Praise Martin-Oguike	1	0	1	0	0	0
Trevor Reilly	1	0	1	0	1	0
Julius Warmesley	1	0	1	0	0	0
Torry McTyer	1	0	1	1	0	0
Brandon Watts	1	0	1	0	0	0
Larry Hope	1	0	1	0	0	0
Andrew Franks	1	0	1	1	0	0
Drew Morgan	1	0	1	0	1	0
Thomas Duarte	1	0	1	0	0	0
Winston Chapman	1	0	1	0	0	0
Alterraun Verner	0	1	1	0	0	0
Storm Johnson	0	0	0	0	1	0
TOTALS	26	2	28	2	4	0



THE LAST TIME IT HAPPENED

THE LAST TIME (TEAM)		
BY DOLPHINS		BY OPPONENT
34-31, at Buffalo, 12/24/16	WON IN OVERTIME	21-24, at Arizona, 9/30/12
26-23, vs. Arizona, 12/11/16	WON BY SCORING IN THE LAST 2 MINUTES	10-12, at Seattle, 9/11/16
34-31, at Buffalo, 12/24/16	TIED BY SCORING IN THE LAST 2 MINUTES	21-24, at Arizona, 9/30/12
37-0, vs. San Diego, 11/2/14	SHUTOUT	0-19, at Buffalo, 12/22/13
34-13, at N.Y. Jets, 12/17/16	WON BY 20+ POINTS	14-35, vs. New England, 1/1/17
24-23, vs. Buffalo, 12/4/05	WON AFTER TRAILING BY 20+ POINTS	34-46, vs. New Orleans, 10/25/09
38-10, at Tennessee, 10/18/15	HELD A 28+ POINT LEAD	6-38, at Baltimore, 12/4/16
34-13, at N.Y. Jets, 12/17/16	HELD A 21+ POINT LEAD	14-35, vs. New England, 1/1/17
21 (3rd quarter), at N.Y. Jets, 12/17/16	SCORED 20+ POINTS IN A QUARTER	24 (3rd quarter), at New England, 12/14/14
21 (2nd half), at N.Y. Jets, 12/17/16	SCORED 20+ POINTS IN A HALF	20 (1st half), vs. New England, 1/1/17
22-9, vs. Buffalo, 11/13/14	HELD OPPONENT WITHOUT A TD	0-19, at Buffalo, 12/22/13
3 offense & 1 defense, at San Diego, 11/13/16	SCORED TD ON OFFENSE AND DEFENSE	1 offense & 1 defense, vs. Cleveland, 9/25/16
1 offense, 1 defense, 2 special teams, at N.Y. Jets, 11/1/09	SCORED TD ON OFFENSE, DEFENSE & SPECIAL TEAMS	2 offense, 1 defense & 2 special teams, at New England, 10/4/10
vs. Minnesota, 12/21/14	SCORED SAFETY	vs. Indianapolis, 12/26/15



THE LAST TIME IT HAPPENED

THE LAST TIME (OFFENSE)		
BY DOLPHINS		BY OPPONENT
Never happened	600+ NET YARDS OF OFFENSE	622, vs. New England, 9/12/11
503, vs. Houston, 10/25/15	500+ NET YARDS OF OFFENSE	589, at Buffalo, 12/24/16
494, at Buffalo, 12/24/16	400+ NET YARDS OF OFFENSE	589, at Buffalo, 12/24/16
315, vs. Baltimore, 11/11/73	300+ NET RUSHING YARDS	305, at Pittsburgh, 12/18/88
261, at Buffalo, 12/24/16	200+ NET RUSHING YARDS	272, at Buffalo, 12/24/16
206, Jay Ajayi, at Buffalo, 12/24/16	200-YARD RUSHING GAME	203, Rueben Mayes, vs. New Orleans, 12/7/86
206, Jay Ajayi, at Buffalo, 12/24/16	150-YARD RUSHING GAME	166, Chris Ivory, vs. N.Y. Jets, 10/4/15
206, Jay Ajayi, at Buffalo, 12/24/16	100-YARD RUSHING GAME	128, LeSean McCoy, at Buffalo, 12/24/16
Mercury Morris (125) and Don Nottingham (102), at Green Bay, 10/5/75	TWO 100-YARD RUSHERS	LeSean McCoy (112) and Karlos Williams (110), at Buffalo, 11/8/15
Jay Ajayi (3), 204, vs. Pittsburgh, 10/16/16, 214, vs. Buffalo, 10/23/16 and 111 vs. N.Y. Jets, 11/6/16	CONSECUTIVE 100-YARD RUSHING GAMES	C.J. Anderson, 167, at Denver, 11/23/14 and Chris Johnson, 105, at N.Y. Jets, 12/1/14
Jay Ajayi (206) and Damien Williams (56), at Buffalo, 12/24/16	COMBINED 200-YARDS RUSHING BY 2 PLAYERS	LeSean McCoy (128) and Mike Gillislee (91), at Buffalo, 12/24/16
32, Jay Ajayi, at Buffalo, 12/24/16	30+ CARRIES	32, Knile Davis, vs. Kansas City, 9/21/14
32, Jay Ajayi, at Buffalo, 12/24/16	25+ CARRIES	27, DeMarco Murray, vs. Tennessee, 10/9/16
85t, Lamar Miller, vs. Houston, 10/25/15	80+ YARD RUSHING PLAY	Never happened
62, Jay Ajayi, vs. Pittsburgh, 10/16/16	60+ YARD RUSHING PLAY	60, Darrius Heyward-Bey, vs. Pittsburgh, 10/16/16
57, Jay Ajayi, at Buffalo, 12/24/16 46, Kenyan Drake, at Buffalo, 12/24/16	40+ YARD RUSHING PLAY	56t, J.J. Nelson, vs. Arizona, 12/11/16
2, Jay Ajayi, vs. Pittsburgh, 10/16/16	2+ RUSHING TOUCHDOWNS	2, Frank Gore, vs. Indianapolis, 12/27/15
442, at Cincinnati, 10/1/95	400+ NET PASSING YARDS (TEAM)	419, at Indianapolis, 11/4/12
311, vs. Cleveland, 9/25/16	300+ NET PASSING YARDS (TEAM)	317, at Buffalo, 12/24/16
58, Ryan Tannehill, at N.Y. Jets, 11/29/15	50+ PASS ATTEMPTS	56, Tom Brady, vs. New England, 9/7/14
40, Ryan Tannehill, at Baltimore, 12/4/16	40+ PASS ATTEMPTS	47, Joe Flacco, at Baltimore, 12/4/16
32, Ryan Tannehill, at New England, 9/18/16	30+ COMPLETIONS	36, Joe Flacco, at Baltimore, 12/4/16
29, Ryan Tannehill, at Baltimore, 12/4/16	25+ COMPLETIONS	25, Tom Brady, vs. New England, 1/1/17
vs. New England, 1/1/17	NO SACKS ALLOWED	vs. New England, 1/1/17



THE LAST TIME IT HAPPENED

THE LAST TIME (OFFENSE)		
BY DOLPHINS		BY OPPONENT
158.3, Ryan Tannehill, at Houston, 10/25/15	PERFECT PASSER RATING (158.3) <i>(MIN. 20 ATTEMPTS)</i>	158.3, Geno Smith, vs. N.Y. Jets, 12/28/14
319, Ryan Tannehill, vs. Cleveland, 9/25/16	300+ YARD PASSER	329, Tyrod Taylor, at Buffalo, 12/24/16
Ryan Tannehill, 389, at New England, 9/18/16 and 319, vs. Cleveland, 9/25/16	CONSECUTIVE 300+ YARD PASSING GAMES	Philip Rivers, 331, at San Diego, 12/14/15 and Eli Manning, 337, vs. N.Y. Giants, 12/20/15
4, Matt Moore, at N.Y. Jets, 12/17/16	4+ TD PASSES	4, Joe Flacco, at Baltimore, 12/4/16
4, Matt Moore, at N.Y. Jets, 12/17/16	3+ TD PASSES	3, Tom Brady, vs. New England, 1/1/17
15, Chris Chambers, vs. Buffalo, 12/4/05	15+ RECEPTIONS	15, Isaac Bruce, at St. Louis, 12/24/95
11, Jarvis Landry, at Baltimore, 12/4/16	10+ RECEPTIONS	11, Bilal Powell, at N.Y. Jets, 12/17/16
253, Brian Hartline, at Arizona, 9/30/12	200-YARD RECEIVER	221, Eric Decker, vs. N.Y. Jets, 12/28/14
253, Brian Hartline, at Arizona, 9/30/12	150-YARD RECEIVER	151, Julian Edelman, vs. New England, 1/1/17
108, Jarvis Landry, at N.Y. Jets, 12/17/16	100-YARD RECEIVER	151, Julian Edelman, vs. New England, 1/1/17
Jarvis Landry (137) and DeVante Parker (106) at New England, 9/18/16	TWO 100-YARD RECEIVERS IN SAME GAME	Calvin Johnson (113) and Golden Tate (109) at Detroit, 11/9/14
Jarvis Landry, 103, vs. Arizona, 12/11/16 and 108, at N.Y. Jets, 12/17/16	CONSECUTIVE 100-YARD RECEIVING GAMES	Sammy Watkins, 154, at Buffalo, 12/24/16 and Julian Edelman, 151, vs. New England, 1/1/17
DeVante Parker, 106 (second half), at New England, 9/18/16	100-YARDS RECEIVING IN A HALF	Tyrell Williams, 109 (second half), at San Diego, 11/13/16
Never happened	90+ YARD PASSING PLAY	99t, Tom Brady to Wes Welker, vs. New England, 9/12/11
80, Ryan Tannehill to Brian Hartline, at Arizona, 9/30/12	80+ YARD PASSING PLAY	84, Eli Manning to Odell Beckham Jr., vs. N.Y. Giants, 12/14/15
66t, Matt Moore to Jarvis Landry, at N.Y. Jets, 12/17/16	60+ YARD PASSING PLAY	77t, Tom Brady to Julian Edelman, vs. New England, 1/1/17
56, Matt Moore to DeVante Parker, at Buffalo, 12/24/16	50+ YARD PASSING PLAY	77t, Tom Brady to Julian Edelman, vs. New England, 1/1/17
56, Matt Moore to DeVante Parker, at Buffalo, 12/24/16	40+ YARD PASSING PLAY	77t, Tom Brady to Julian Edelman, vs. New England, 1/1/17
3, Lamar Thomas, vs. Denver, 12/21/98	3+ TD RECEPTIONS	3, Danny Woodhead, at San Diego, 12/20/15
2, Dion Sims, at N.Y. Jets, 12/17/16	2+ TD RECEPTIONS	2, Charles Clay, at Buffalo, 12/24/16
Arian Foster (38 rushing and 62 receiving), at Seattle, 9/11/16	LED TEAM IN RUSHING & RECEIVING IN SAME GAME	Bilal Powell (84 rushing and 78 receiving), at N.Y. Jets, 12/17/16
Jay Ajayi (214 rushing) and Kenny Stills (100 receiving) vs. Buffalo, 10/23/16	100-YARD RUSHER & 100-YARD RECEIVER IN SAME GAME	LeSean McCoy (128 rushing) and Sammy Watkins (154 receiving) at Buffalo, 12/24/16
Dan Marino (307 passing), Mark Higgs (131 rushing) and Tony Martin (106 receiving), vs. Tampa Bay, 12/1/91	100-YARD RUSHER, 100-YARD RECEIVER & 300-YARD PASSER IN SAME GAME	Tyrod Taylor (329 passing), LeSean McCoy (128 rushing), Sammy Watkins (154 receiving), at Buffalo, 12/24/16
Damien Williams (1 rushing, 1 receiving), at San Diego, 11/13/16	1+ RUSHING TD & 1+ RECEIVING TD IN SAME GAME	J.J. Nelson (1 rushing, 1 receiving), at Arizona, 12/11/16



THE LAST TIME IT HAPPENED

THE LAST TIME (OFFENSE)		
BY DOLPHINS		BY OPPONENT
Ryan Tannehill (3 passing, 1 rushing), at Denver, 11/23/14	1+ PASSING TD & 1+ RUSHING TD IN SAME GAME	Marcus Mariota (3 passing, 1 rushing), at Tennessee, 10/9/16
vs. San Francisco, 11/27/16	NO TURNOVERS	vs. New England, 1/1/17
vs. Arizona, 12/11/16	TD SCORED ON FIRST DRIVE	vs. New England, 1/1/17
Ryan Tannehill to Jarvis Landry, vs. Buffalo, 10/23/16	SUCCESSFUL 2-POINT CONVERSION	Tom Brady to Julian Edelman, vs. New England, 1/1/17
at Baltimore, 12/4/16	FAILED 2-POINT CONVERSION	vs. Houston, 10/25/15

THE LAST TIME (DEFENSE)		
BY DOLPHINS		BY OPPONENT
Ryan Tannehill (3 passing, 1 rushing), at Denver, 11/23/14	1+ PASSING TD & 1+ RUSHING TD IN SAME GAME	Marcus Mariota (3 passing, 1 rushing), at Tennessee, 10/9/16
vs. San Francisco, 11/27/16	NO TURNOVERS	vs. New England, 1/1/17
vs. Arizona, 12/11/16	TD SCORED ON FIRST DRIVE	vs. New England, 1/1/17
Ryan Tannehill to Jarvis Landry, vs. Buffalo, 10/23/16	SUCCESSFUL 2-POINT CONVERSION	Tom Brady to Julian Edelman, vs. New England, 1/1/17
at Baltimore, 12/4/16	FAILED 2-POINT CONVERSION	vs. Houston, 10/25/15
76, vs. Buffalo, 10/21/73	HELD OPPONENT UNDER 100 YARDS OF TOTAL OFFENSE	88, at New England, 10/12/80
118, vs. Buffalo, 9/21/03	HELD OPPONENT UNDER 150 YARDS OF TOTAL OFFENSE	103, at Buffalo, 12/22/13
196, vs. New England, 1/3/16	HELD OPPONENT UNDER 200 YARDS OF TOTAL OFFENSE	103, at Buffalo, 12/22/13
226, at L.A. Rams, 11/20/16	HELD OPPONENT UNDER 300 YARDS OF TOTAL OFFENSE	280, vs. New England, 1/1/17
28, at Arizona, 9/30/12	HELD OPPONENT UNDER 30 YARDS RUSHING	12, at N.Y. Jets, 11/29/15
47, at Cleveland, 9/8/13	HELD OPPONENT UNDER 50 YARDS RUSHING	44, at San Diego, 12/20/15
70, at San Diego, 11/13/16	HELD OPPONENT UNDER 75 YARDS RUSHING	67, at N.Y. Jets, 12/17/16
70, at San Diego, 11/13/16	HELD OPPONENT UNDER 100 YARDS RUSHING	75, vs. New England, 1/1/17
49, at N.Y. Jets, 12/1/14	HELD OPPONENT UNDER 100 YARDS NET PASSING	89, at Buffalo, 12/22/13
125, vs. Arizona, 12/11/16	HELD OPPONENT UNDER 150 YARDS NET PASSING	142, at L.A. Rams, 11/20/16
Louis Delmas (81) and Brent Grimes (22), at Jacksonville, 10/26/14	2+ INTERCEPTION RETURNS FOR TOUCHDOWNS BY TEAM IN SAME GAME	Darren Sharper (42) and Tracy Porter (54), vs. New Orleans, 10/25/09



THE LAST TIME IT HAPPENED

THE LAST TIME (DEFENSE)		
BY DOLPHINS		BY OPPONENT
3, Sam Madison, vs. Tennessee, 11/7/99	3+ INTERCEPTIONS	3, Nate Clements, at Buffalo, 10/20/02
2, Tony Lippett, at N.Y. Jets, 12/17/16	2+ INTERCEPTIONS	2, Preston Brown, vs. Buffalo, 9/27/15
8, at Arizona, 9/30/12	7+ SACKS BY TEAM	7, vs. Indianapolis, 12/27/15
6, at Tennessee, 10/18/15	6+ SACKS BY TEAM	6, vs. Tennessee, 10/9/16
6, at Tennessee, 10/18/15	5+ SACKS BY TEAM	6, vs. Tennessee, 10/9/16
4, Cameron Wake, at Tennessee, 10/18/15	4+ SACKS	Never happened
4, Cameron Wake, at Tennessee, 10/18/15	3+ SACKS	3.5, Elvis Dumervil, vs. Baltimore, 12/7/14
2, Cameron Wake, at San Diego, 11/13/16	2+ SACKS	2, Dominique Easley, at L.A. Rams, 11/20/16
50t, Cortland Finnegan, at Oakland (London), 9/28/14	FUMBLE RECOVERED FOR TOUCHDOWN	54t, Chinedum Ndukwe, at Cincinnati, 12/20/07



THE LAST TIME IT HAPPENED

THE LAST TIME (SPECIAL TEAMS)		
BY DOLPHINS		BY OPPONENT
96t, Kenyan Drake, vs. N.Y. Jets, 11/6/16	KICKOFF RETURN FOR A TD	102t, C.J. Spiller, at Buffalo, 9/14/14
94t, Mercury Morris, at New England, 12/5/71	KICKOFF RETURN FOR A TD ON OPENING KICKOFF	101t, Jacoby Ford, at Oakland, 11/28/10
78, Kenyan Drake, vs. San Francisco, 11/27/16	50+ YARD KICKOFF RETURN	87, Chris Owusu, vs. N.Y. Jets, 12/28/14
74t, Jakeem Grant, vs. Tennessee, 10/9/16	PUNT RETURN FOR A TD	79t, Leodis McKelvin, at Buffalo, 11/15/12
74t, Jakeem Grant, vs. Tennessee, 10/9/16	50+ YARD PUNT RETURN	57, Jeremy Kerley, at N.Y. Jets, 11/29/15
Walt Aikens, at N.Y. Jets, 12/17/16	BLOCKED PUNT RECOVERED FOR A TD	Chris Burkett, vs. N.Y. Jets, 9/29/91
Walt Aikens, at N.Y. Jets, 12/17/16	BLOCKED PUNT	Boobie Dixon, at Buffalo, 9/14/14
Walt Aikens return of blocked PAT, vs. Arizona, 12/11/16	DEFENSIVE 2-POINT CONVERSION ON PAT	Never happened
Jordan Phillips, vs. Arizona, 12/11/16	BLOCKED PAT	Donald Penn, vs. Tampa Bay, 11/15/09
Andrew Franks, at N.Y. Jets, 12/17/16	MISSED (NOT BLOCKED) PAT	Chandler Catanzaro, at Arizona, 12/11/16
Earl Mitchell, at Detroit, 11/9/14	BLOCKED FIELD GOAL	Daniel McCullers, vs. Pittsburgh, 10/16/16
47t, Curtis Johnson, vs. Green Bay, 12/19/71	BLOCKED FIELD GOAL RETURNED FOR TD	62t, Kyle Arrington, vs. New England, 12/14/14
6, Dan Carpenter, at Oakland, 11/28/10	6+ FIELD GOALS ATTEMPTED	6, Cody Parkey, vs. Cleveland, 9/25/16
5, Andrew Franks, vs. Pittsburgh, 10/16/16	5+ FIELD GOALS ATTEMPTED	5, Mike Nugent, at Cincinnati, 9/29/16
5, Andrew Franks, vs. Pittsburgh, 10/16/16	4+ FIELD GOALS ATTEMPTED	5, Mike Nugent, at Cincinnati, 9/29/16
3, Andrew Franks, at Buffalo, 12/24/16	3+ FIELD GOALS ATTEMPTED	3, Stephen Gostkowski, vs. New England, 1/1/17
6, Olindo Mare, at New England, 10/17/99	6+ FIELD GOALS MADE	Never happened
5, Dan Carpenter, at Cincinnati, 10/31/10	5+ FIELD GOALS MADE	5, Mike Nugent, at Cincinnati, 9/29/16
4, Caleb Sturgis, vs. New England, 9/7/14	4+ FIELD GOALS MADE	5, Mike Nugent, at Cincinnati, 9/29/16
3, Andrew Franks, vs. Pittsburgh, 10/16/16	3+ FIELD GOALS MADE	3, Nick Folk, vs. N.Y. Jets, 11/6/16
at N.Y. Jets, 10/28/12	SUCCESSFUL ONSIDES KICK	at Buffalo, 12/18/11
at San Diego, 12/20/15	FAILED ONSIDES KICK ATTEMPT	vs. Buffalo, 10/23/16