



MIAMI DOLPHINS WEEKLY RELEASE

WEEK 11

TAMPA BAY BUCCANEERS (3-6) AT MIAMI DOLPHINS (4-5)

SUNDAY, NOV. 19, 2017 | 1 PM ET | HARD ROCK STADIUM | MIAMI GARDENS, FLA.





2017 MIAMI DOLPHINS SCHEDULE

IMPORTANT DATES

JANUARY 15, 2018

Deadline for underclassmen to declare for the NFL draft

JANUARY 28, 2018

Pro Bowl
Orlando, Fla.

FEBRUARY 4, 2018

Super Bowl LII
Minneapolis, Minn.

MARCH 14, 2018

2018 League Year Begins

APRIL 26-28, 2018

2018 NFL Draft
Arlington, Texas

PRESEASON

DATE	OPPONENT	STADIUM	TIME/ RESULT	NETWORK	RADIO	PRESENTING SPONSOR	GIVEAWAY
Thurs., Aug. 10	Atlanta Falcons	Hard Rock Stadium	W, 23-20	WFOR CBS4	560 WQAM KISS 99.9		
Thurs., Aug. 17	Baltimore Ravens	Hard Rock Stadium	L, 7-31	WFOR CBS4	560 WQAM KISS 99.9		
Thurs., Aug. 24	at Philadelphia Eagles	Lincoln Financial Field	L, 31-38	WFOR CBS4	560 WQAM KISS 99.9		
Thurs., Aug. 31	at Minnesota Vikings	U.S. Bank Stadium	W, 30-9	WFOR CBS4	560 WQAM KISS 99.9		

REGULAR SEASON

DATE	OPPONENT	STADIUM	TIME/ RESULT	NETWORK	RADIO	PRESENTING SPONSOR	GIVEAWAY
BYE WEEK							
Sun., Sept. 17	at Los Angeles Chargers	StubHub Center	W, 19-17	CBS	560 WQAM KISS 99.9		
Sun., Sept. 24	at New York Jets	MetLife Stadium	L, 6-20	CBS	560 WQAM KISS 99.9		
Sun., Oct. 1	New Orleans Saints	Wembley Stadium (London)	L, 0-20	FOX	560 WQAM KISS 99.9		
Sun., Oct. 8	Tennessee Titans	Hard Rock Stadium	W, 16-10	CBS	560 WQAM KISS 99.9		Co-Branded Cancer Awareness Wristbands
Sun., Oct. 15	at Atlanta Falcons	Mercedes-Benz Stadium	W, 20-17	CBS	560 WQAM KISS 99.9		
Sun., Oct. 22	New York Jets	Hard Rock Stadium	W, 31-28	FOX	560 WQAM KISS 99.9		
Thurs., Oct. 26	at Baltimore Ravens	M&T Bank Stadium	L, 0-40	CBS/NFLN/ Amazon	560 WQAM KISS 99.9		
Sun., Nov. 5	Oakland Raiders	Hard Rock Stadium	L, 24-27	NBC	560 WQAM KISS 99.9		
Mon., Nov. 13	at Carolina Panthers	Bank of America Stadium	L, 21-45	ESPN	560 WQAM KISS 99.9		
Sun., Nov. 19	Tampa Bay Buccaneers	Hard Rock Stadium	1 p.m.	FOX	560 WQAM KISS 99.9		Co-Branded Sunglasses & Sunglass Pouch
Sun., Nov. 26	at New England Patriots	Gillette Stadium	1 p.m.*	CBS	560 WQAM KISS 99.9		
Sun., Dec. 3	Denver Broncos	Hard Rock Stadium	1 p.m.*	CBS	560 WQAM KISS 99.9		Co-Branded "Go Fins" Rollabanna
Mon., Dec. 11	New England Patriots	Hard Rock Stadium	8:30 p.m.	ESPN	560 WQAM KISS 99.9	Hard Rock Hotel	
Sun., Dec. 17	at Buffalo Bills	New Era Field	1 p.m.*	CBS	560 WQAM KISS 99.9		
Sun., Dec. 24	at Kansas City Chiefs	Arrowhead Stadium	1 p.m.*	CBS	560 WQAM KISS 99.9		
Sun., Dec. 31	Buffalo Bills	Hard Rock Stadium	1 p.m.	CBS	560 WQAM KISS 99.9		

* Game subject to flex scheduling
All times EASTERN



All Dolphins games can be heard on 560 WQAM and Kiss 99.9, the flagship stations of the Miami Dolphins Radio Network, Dolphins.com and throughout South and Central Florida on stations that make up The Miami Dolphins Radio Network. In addition to the game broadcasts, the stations will feature expanded pre-, halftime and postgame shows. Dolphins fans who tune into Miami's Sportsradio 560 WQAM will have the opportunity to listen to live broadcasts of Head Coach Adam Gase's day-after game press conferences and "Dolphins Friday," a day of Dolphins' centric-content on the station featuring interviews with players, coaches, and team executives. Fans can also listen to the Dolphins in Spanish on Univision Deportes Radio WQBA 1140 AM.

2017 AFC EAST STANDINGS

TEAM	W	L	PCT	PF	PA
Patriots	7	2	.778	257	195
Bills	5	4	.556	184	196
Dolphins	4	5	.444	137	224
Jets	4	6	.400	201	222



WEEK 11: TAMPA BAY BUCCANEERS TABLE OF CONTENTS

MEDIA INFORMATION	2-3
DOLPHINS EN ESPAÑOL	4
TEAM NOTES	5
OFFENSE NOTES	6-7
DEFENSE NOTES	8-9
SPECIAL TEAMS NOTES	10
WHAT TO LOOK FOR	11-12
THE DOLPHINS VS. THE BUCCANEERS	13-15
THE LAST MEETING VS. THE BUCCANEERS	16
2017 DRAFT CLASS	17
HARD ROCK STADIUM MODERNIZATION	18-21
HARD ROCK STADIUM AWARDED 2021 NATIONAL CHAMPIONSHIP	22
MIAMI DOLPHINS IN THE COMMUNITY	23-24
DOLPHINS RADIO	25
HALL OF FAME DE/LB JASON TAYLOR	26
DEPTH CHART	27
PROJECTED CONTRIBUTORS	28-29
TRANSACTIONS	30-31
NUMERICAL ROSTER	32
ALPHABETICAL ROSTER	33
POSITIONAL ROSTER/PRONUNCIATIONS	34
HOW THEY WERE ACQUIRED	35
2017 GAME RECAPS	36-44
SUPPLEMENTAL STATISTICS	45-59
THE LAST TIME IT HAPPENED	60-65
LAST WEEK'S GAME BOOK	66-80
2017 NFL STANDINGS	81

MIAMI DOLPHINS MEDIA WEBSITE

media.miamidolphins.com

The Miami Dolphins media website features everything a media member needs to cover the team. Visitors can find transcripts, press releases, weekly releases, credentials, notes, gamebooks, flip cards an archive of old media guides and gamebooks and more by visiting media.miamidolphins.com.



WEEKLY MEDIA SCHEDULE: WEEK 11 VS. TAMPA BAY

14 TUE	15 WED	16 THU	17 FRI	18 SAT	19 SUN	20 MON
<p>Head Coach Adam Gase 1 p.m. (media work room)</p> <p>Players available at Publix Kids and Fins Shopping Spree 6-7 p.m. at Publix, 601 S. Andrews Ave., Fort Lauderdale, FL 33301</p>	<p>Conference Calls 12:15 p.m. - Bucs Head Coach Dirk Koetter</p>	<p>Coordinators 11:30 a.m. (media work room)</p> <p>Head Coach Adam Gase 12:15 p.m. (media work room)</p> <p>Practice* 1:10 - 2:50 p.m.</p> <p>Players (open locker room) Following Practice</p> <p>QB Jay Cutler & DT Ndamukong Suh Following practice at podium (interview room in lobby)</p>	<p>Practice* 12:05 p.m. - 1:10 p.m.</p> <p>Players (open locker room) Following Practice</p> <p>Head Coach Adam Gase Following practice (media work room)</p>	<p>No media availability</p>	<p>Week 11 vs. Tampa Bay 1 p.m. TV - FOX</p>	<p>TBD</p>

* Practice will be open to media for approximately 30 minutes

DOLPHINS ON THE AIR

Television:	WSVN-TV (FOX 7 - Miami-Ft. Lauderdale) WFLX-TV (West Palm Beach) WFTX-TV (Ft. Myers)	
Broadcasters:	Dick Stockton - Play-By-Play Mark Schlereth - Color Analyst Shannon Spake - Sideline	
Local Radio:	Dolphins Radio Network KISS 99.9-FM WQAM 560-AM	
Broadcasters:	Jimmy Cefalo - Play-By-Play Bob Griese - Color Analyst Kim Bokamper - Sideline	
Spanish Radio:	Dolphins Spanish Radio WQBA-1140 AM	
Broadcasters:	Raul Striker Jr. - Play-By-Play Eduardo Martell - Color Analyst	

PREGAME/IN-GAME ENTERTAINMENT



Presenting Sponsor: Publix

Giveaway: Co-Branded Sunglasses & Sunglass Pouch

National Anthem: U.S. Air Force Veteran and winner of the ABC hit show Duets, J Rome.

Youth Tradition National Anthem Team: Booker T. Washington High School

Colors Presented By: Homestead Air Reserve Base

Flyover: Two F-35s from the 388th Fighter Wing Hill Air Force Base Utah led by Major Jay "Fast" Doefler

Military Unit of the Game: Patrick Air Reserve Base

Everyday Hero: Naval Aircrewman 1st Class Richard Coury

Vietnam Veteran of the Game: J. Eric Rydstrom, United States Army Infantry (1966-69)

Military Family of the Game: Specialist Jacob Cozine and parents Jeani and Nick Cozine

Alumni Captain: Dick Anderson and Pat Surtain

Pregame Activities: Cheerleader Performance

COMMUNICATIONS DEPARTMENT



JASON JENKINS

Sr. Vice President,
Communications &
Community Affairs

O: 954-452-7174
JJenkins@dolphins.com



MATT TAYLOR

Sr. Director of
Football
Communications

O: 954-452-7179
MattTaylor@dolphins.com



THERESA GARNER

Corporate
Communications
Manager

O: 305-943-1451
TGarnier@dolphins.com



BRETT BRECHEISEN

Football
Communications
Manager

O: 954-452-7190
BBrecheisen@dolphins.com



RENZO SHEPPARD

Football
Communications
Manager

O: 954-452-7144
RSheppard@dolphins.com



GAYLE BADEN

Communications
Coordinator

O: 954-452-7173
GBaden@dolphins.com



SYDNEY WADE

Communications
Coordinator

O: 954-452-7198
SWade@dolphins.com



RYAN MURPHY

Communications
Staff Assistant

O: 954-452-7114
RMurphy@dolphins.com



MIAMI DOLPHINS MEDIA WORKROOM ACCESS & PARKING INFORMATION FOR THE 2017 SEASON

As a reminder, the workroom for accredited media covering the Miami Dolphins is located behind the Dolphins Pro Shop at the Baptist Health Training Facility at Nova Southeastern University. Access to the media workroom is granted by the Communications Staff to members of the media upon their arrival at training camp.

Parking passes are distributed by the Communications Department. The passes **need to be clearly displayed** to gain entry into the media parking areas. Media parking is available at the Nova Southeastern University Medical School garage (HPD Garage), which is next to the Dolphins Pro Shop, and located near the intersection of University Drive and S.W. 30th Street, between Griffin Road and I-95. Access to this garage is off University Drive and S.W. 30th Street. In the event the HPD Garage is full, the overflow media parking will be in the AUX Parking Lot next to the NOVA Softball fields.

PLEASE NOTE – ALL MEDIA ARE ASKED TO PARK ON THE SECOND FLOOR OF THE HPD GARAGE. PARKING ON THE FIRST FLOOR IS RESERVED FOR NOVA PATIENTS ONLY. THE GARAGE WILL BE MONITORED BY NOVA AND THOSE WHO PARK ON THE FIRST FLOOR WILL BE TICKETED.

PLEASE PREARRANGE ALL LIVE TRUCK PARKING through the Miami Dolphins Communications Department.

DIRECTIONS TO PARKING GARAGE AT NOVA SOUTHEASTERN UNIVERSITY

FROM I-95 OR FLORIDA'S TURNPIKE

Exit at I-595; proceed west to University Drive exit
Turn left (south) onto University Drive
Proceed to S.W. 30th Street (Abe Fischler Blvd.) turn left (east)
Proceed past the Miami Dolphins facility to Ray Ferrero Jr. Blvd.
Turn right and parking garage will be on your right.

UNIVERSITY DRIVE

From north of I-595
Take University Drive south past I-595 to S.W. 30th Street (Abe Fischler Blvd.) turn left (east).
Proceed past the Miami Dolphins facility to Ray Ferrero Jr. Blvd.
Turn right and parking garage will be on your right.

FROM SOUTH OF GRIFFIN ROAD

Take University Drive north past Griffin Road to S.W. 30th Street (Abe Fischler Blvd.) turn right (east)
Proceed past the Miami Dolphins facility to Ray Ferrero Jr. Blvd.
Turn right and parking garage will be on your right.





DOLPHINS EN ESPAÑOL

MIAMI ALBERGA TAMPA BAY EN EL PARTIDO REPROGRAMADO DE SEMANA 1

Los Miami Dolphins y Tampa Bay Buccaneers se enfrentarán en la semana que originalmente fue programada como la semana libre de ambos equipos. Huracán Irma pospongo el partido de Semana 1 desde el 10 de septiembre hacia el domingo 19 de noviembre a las 1 p.m. Es la quinta vez desde 1992 que un partido de los Dolphins fue reprogramado debido a inclemencias del tiempo y la primera vez desde 2005 cuando un juego del 23 de octubre contra Kansas City fue adelantado a viernes 21 de octubre para acomodar la llegada de Huracán Wilma.

Aunque Tampa Bay es el equipo más cercano a los Dolphins en términos de distancia, los dos equipos no se enfrentan frecuentemente. Desde que los Bucs empezaron jugando en 1976, los equipos solo han jugado contra cada uno 11 veces. Cada equipo tiene cinco victorias en la serie. Solo es la quinta vez que Tampa Bay ha jugado en Miami y la primera vez desde 2009.

LOS DOLPHINS HAN GANADO 13 DE SUS ÚLTIMOS 20

Miami ha ganado 13 de su último 20 juegos de temporada regular, remontándose a Semana 6 de la temporada de 2016.

- El equipo ha ganado durante ese lapso con tres quarterbacks titulares diferentes – Ryan Tannehill, Matt Moore y Jay Cutler.
- La última vez que Miami ganó 13 de 20 partidos de temporada regular fue cuando fueron 14-6 desde el 26 de octubre de 2008 hasta el 19 de noviembre de 2009.

ENTRE LOS MEJORES EN EL NFL DURANTE LOS PASADOS 20 PARTIDOS

El récord de los Dolphins de 13-7 en los últimos 20 juegos de temporada regular los clasifica entre los mejores equipos del NFL durante ese lapso. Si miras a los récords de todos los equipos en el NFL durante los pasados 20 juegos de temporada regular, verías que la marca de los Dolphins está empatada para la quinta mejor en la liga.

MEJORES RÉCORDS EN EL NFL DURANTE LOS ÚLTIMOS 20 PARTIDOS

CL	EQUIPO	RÉCORD
1.	New England Patriots	17-3
2.	Kansas City Chiefs	15-5
3.	Dallas Cowboys	14-6
	Pittsburgh Steelers	14-6
5.	MIAMI DOLPHINS	13-7
	Tennessee Titans	13-7
7.	Seattle Seahawks	12-7-1

MARCHANDO EN HARD ROCK STADIUM

Miami no ha gastado tiempo estableciendo una ventaja en casa con las renovaciones importantes y la cubierta añadidos a Hard Rock Stadium.

- En 2016, el primer año con la cubierta, los Dolphins fueron 6-2 en casa, su mejor marca desde 2002.
- Miami tuvo una racha de cinco victorias en casa en el medio de la temporada de 2016, cual fue la racha de victorias en casa más larga desde 2001-02.
- Los Dolphins ya son 2-1 en casa este año, ganándole a Tennessee 16-0 en Semana 5 y los Jets de Nueva York en Semana 7 antes de perdiendo a los Raiders en Semana 9.
- Las nueve ganadas en los últimos 12 partidos en Hard Rock Stadium crean la 11ª mejor racha en casa desde que ganaron 15 de 18 desde el 23 de septiembre de 2001 hasta el 21 de septiembre de 2003.
- Esta es la primera temporada desde 2005 en que los Dolphins han ganado sus primeros dos juegos en casa.

'JUICE' ATRAPA EL RÉCORD

Receptor Jarvis Landry anotó el récord de NFL de más atrapadas en los primeros cuatro años de una carrera y todavía tiene ocho juegos quebrante esta temporada. Con seis atrapadas en el juego de Semana 9 contra Oakland, Landry la pasó a Anquan Boldin y entra al juego de domingo con 349 atrapadas en su carrera. Landry también tiene el récord para más atrapadas en los primeros dos años de una carrera (194) y es empatado para los más en los primeros tres años (288).

MÁS ATRAPADAS EN LOS PRIMEROS CUATRO AÑOS EN LA LIGA

CL	JUGADOR	EQUIPO	AÑOS	ATR.
1.	JARVIS LANDRY	MIAMI	2014-17	349
2.	Anquan Boldin	Arizona	2003-06	342
3.	Larry Fitzgerald	Arizona	2004-07	330

EL LÍDER EN ATRAPADAS DEL NFL: JARVIS LANDRY

Receptor Jarvis Landry tiene 61 atrapadas esta temporada, más que cualquier otro futbolista del NFL. Aunque Landry tiene las dos mejores temporadas en la historia de los Dolphins en términos de atrapadas en una temporada, nunca ha liderado el NFL en la estadística.

MOST RECEPTIONS IN THE NFL (2017)

RNK	PLAYER	TEAM	REC.
1.	JARVIS LANDRY	MIAMI	61
2.	Antonio Brown	Pittsburgh	60
	Larry Fitzgerald	Arizona	60
4.	Michael Thomas	New Orleans	59
5.	DeAndre Hopkins	Houston	58

NOVATOS TIENEN GRAN ROL EN LA DEFENSA

Los Dolphins han dependido mucho en sus novatos a mejorar la defensa este año. Miami ha jugado seis y empezado cuatro novatos en la defensa en los primeros nueve juegos de la temporada. Los titulares son CB Cordrea Tankersley (siete partidos empezado), DT Davon Godchaux (cinco), DE Charles Harris (uno) y LB Chase Allen (uno). DT Vincent Taylor y S Maurice Smith también han jugado en la defensa en momentos críticos en varios partidos. Allen y Smith ambos fueron adquiridos como jugadores libres mientras que los otros cuatro fueron seleccionados por Miami en el 2017 NFL draft.

TIMMONS SUPERA 1,000 TACLEADAS EN SU CARRERA

LB Lawrence Timmons anotó la 1,000ª tacleada de su carrera la semana pasada contra Carolina y ahora tiene 1,001 tacleadas (686 solo). Timmons se convirtió en solo el 47º jugador desde 1994 a agregar 1,000 tacleadas en su carrera y solo el sexto todavía activo.

RESHAD HACE JUGADAS EXPLOSIVAS

S Reshad Jones registró su segundo intercepción de la temporada en Semana 9 vs. Oakland. Sus dos intercepciones lideran el equipo. Jones es el único safety en el NFL este año con 60 tacleadas y dos intercepciones. Jones tiene 18 intercepciones en su carrera, cual es empatado para 13º en la lista histórica de los Dolphins.

PRÓXIMOS: LOS NEW ENGLAND PATRIOTS

Miami renovará su rivalidad con los New England Patriots la semana que viene cuando viajan a Foxborough el domingo 26 de noviembre a las 1 p.m. El enfrentamiento es el primero de dos en un lapso de tres semanas entre los dos equipos. Los Patriots viajarán a Miami el lunes 11 de diciembre.

Los Dolphins han ganado tres de los pasados siete contra los campeones defensores pero no han ganado en la carretera contra New England desde el 21 de septiembre de 2008.



TEAM NOTES

MIAMI HOSTS TAMPA BAY IN RESCHEDULED GAME FROM WEEK 1

The Miami Dolphins and Tampa Bay Buccaneers will meet in what was originally scheduled as each team's bye week. Hurricane Irma postponed the Week 1 matchup from Sept. 10 to Sunday, Nov. 19 at 1 p.m. It's the fifth time since 1992 that a Dolphins game has been rescheduled due to inclement weather and **first since 2005 when an Oct. 23 game against Kansas City was moved up to Friday, Oct. 21 to accommodate Hurricane Wilma's arrival.**

Despite Tampa Bay being the closest NFL team in distance to the Dolphins, the two teams don't play very often. **Since the Bucs began playing in the NFL in 1976, the two teams have met just 11 times in the regular season.** The all-time series is tied at five wins each. This is just the fifth time Tampa Bay has played in Miami and the first since 2009.

SIXTEEN STRAIGHT

With the Dolphins' Week 1 game against Tampa Bay being moved to this week due to Hurricane Irma, **Miami is playing 16 straight weeks for the first time since 1992**, when a similar situation occurred. Hurricane Andrew forced the Dolphins to move their season opener vs. New England to the bye week. Miami beat the Patriots on Oct. 18, 1992 and **went on to win 11 games, the AFC East title and reach the AFC Championship game that season.**

THE DOLPHINS HAVE WON 13 OF THEIR LAST 20

Miami has won 13 of its last 20 regular season games, dating back to Week 6 of the 2016 season.

- The team has won during that stretch **with three different starting quarterbacks - Ryan Tannehill, Matt Moore and Jay Cutler.**
- The last time Miami won 13 of 20 regular season games was when they went 14-6 from Oct. 26, 2008 to Nov. 19, 2009.

AMONG THE NFL'S BEST OVER THE LAST 20 GAMES

The Dolphins' 13-7 record in their past 20 regular season games ranks them among the best teams in the NFL in that recent span. In fact, **if you look at every NFL team's record of their past 20 regular season games, the Dolphins' 13-7 mark is tied for fifth-best in the league.**

NFL'S BEST RECORDS OVER THE LAST 20 REGULAR SEASON GAMES

RNK	TEAM	RECORD
1.	New England Patriots	17-3
2.	Kansas City Chiefs	15-5
3.	Dallas Cowboys	14-6
	Pittsburgh Steelers	14-6
5.	MIAMI DOLPHINS	13-7
	Tennessee Titans	13-7
7.	Seattle Seahawks	12-7-1

UP NEXT: THE NEW ENGLAND PATRIOTS

Miami will renew its rivalry with the New England Patriots next week when they head to Foxborough on Sunday, Nov. 26 at 1 p.m. The contest is the first of two meetings in a three-week span between the two teams as the Patriots travel to South Florida on Monday, Dec. 11.

The Dolphins have won three of their past seven meetings against the defending Super Bowl champions but have not won a road game in the series since Sept. 21, 2008.

ROCKING AT HARD ROCK STADIUM

Miami has wasted no time establishing a home-field advantage with the major renovation and canopy added to Hard Rock Stadium.

- In 2016, the first year with the canopy, **the Dolphins went 6-2 at home, their best home record since 2002.**
- Miami had a stretch of **five straight home victories** in the middle of the 2016 season, which was **the team's longest home winning streak since 2001-02.**
- The Dolphins are 2-1 at their home venue this season, defeating Tennessee in Week 5 and the N.Y. Jets in Week 7 before falling to Oakland in Week 9.
- **Miami's nine wins in their past 12 games at Hard Rock Stadium is the team's best 12-game home stretch since they won 15 of 18 from Sept. 23, 2001 to Sept. 21, 2003.**
- This is the first season since 2005 the Dolphins won their first two home games played at Hard Rock Stadium.

DOLPHINS SEEKING 2ND STRAIGHT PLAYOFF BERTH

In Adam Gase's first year as head coach in 2016, the Dolphins won 10 games and advanced to the playoffs for the first time since 2008. This year, the team is **looking to reach the playoffs for the second consecutive year.** **The last time the Dolphins had two straight postseason appearances was from 1997-2001**, when the team earned playoff berths in five straight seasons.

BREAKING DOWN THE DOLPHINS ROSTER:

Here is how the Dolphins' current 53-man roster breaks down:

- There are 24 offensive players, 26 defensive players and three specialists.
- Of the 53 players on Miami's roster, **19 of them (35.8 pct.) were drafted by the Dolphins.**
- Miami also has eight undrafted college free agents on the roster that began their NFL careers with the Dolphins, bringing the total to **28 of the 53 players (52.8 pct.) that began their NFL careers with the Dolphins.**
- Of Miami's 53 players, **17 of them (32.1 pct.) were not selected in the NFL draft.**
- A total of **39 of the 53 players (73.6 pct.) are 28 years old or younger.**

THE DOLPHINS ROSTER:

BY DRAFT ROUND:

ROUND	NO.
1st	8 players
2nd or 3rd	11 players
4th or 5th	10 players
6th or 7th	7 players
Undrafted	17 players

BY EXPERIENCE:

YEARS	NO.
Rookie-1	11 players
2-3	16 players
4-5	9 players
6-9	10 players
10-plus	7 players

BY AGE:

AGE	NO.
22-24	17 players
25-28	22 players
29-32	8 players
33-plus	6 players

* Rosters as of print date (11/11/17) and all ages as of kickoff date (11/19/17)



OFFENSE NOTES

'JUICE' SETS NFL RECORD

WR Jarvis Landry set an NFL record this season for most receptions in the first four years of a career and still has seven games left on the schedule. With six receptions in the Week 9 game vs. Oakland, Landry surpassed WR Anquan Boldin and enters this weekend's game with 349 career catches. Landry also owns the record for most receptions in the first two years of a career (194) and is tied for the most in the first three years of a career (288).

MOST RECEPTIONS IN FIRST FOUR YEARS OF NFL CAREER

RNK	PLAYER	TEAM	YEARS	REC.
1.	JARVIS LANDRY	MIAMI	2014-17	349
2.	Anquan Boldin	Arizona	2003-06	342
3.	Larry Fitzgerald	Arizona	2004-07	330

THE NFL RECEPTIONS LEADER: JARVIS LANDRY

WR Jarvis Landry has 61 receptions this season, more than any other NFL player. While Landry holds the top two single-season team records for receptions, he has never led the NFL in the statistic:

MOST RECEPTIONS IN THE NFL (2017)

RNK	PLAYER	TEAM	REC.
1.	JARVIS LANDRY	MIAMI	61
2.	Antonio Brown	Pittsburgh	60
	Larry Fitzgerald	Arizona	60
4.	Michael Thomas	New Orleans	59
5.	DeAndre Hopkins	Houston	58



LANDRY KEEPS CATCHING PASSES

WR Jarvis Landry opened the season with 13 receptions for 78 yards (6.0 avg.) in a winning effort at the L.A. Chargers. Only three players in NFL history have caught more passes in a season-opening game than Landry did. It was tied for the second-most receptions in a single game in team history:

MOST RECEPTIONS IN A SINGLE GAME IN TEAM HISTORY

RNK	PLAYER	DATE	OPP.	REC.
1.	Chris Chambers	12/4/05	vs. Buffalo	15
2.	JARVIS LANDRY	9/17/17	AT L.A. CHARGERS	13
	JARVIS LANDRY	11/29/15	AT N.Y. JETS	13
4.	Jim Jensen	11/6/88	at New England	12
	Brian Hartline	9/30/12	at Arizona	12

With 94 receptions in 2016, Landry ranked No. 4 in single-season team history. He now owns three of the franchise's top six single-season reception marks, including the team record of 110 he set in 2015, and already has 56 receptions in eight games this season:

MOST RECEPTIONS IN A SINGLE SEASON IN TEAM HISTORY

RNK	PLAYER	YEAR	REC.
1.	JARVIS LANDRY	2015	110
2.	JARVIS LANDRY	2016	94
3.	O.J. McDuffie	1998	90
4.	Mark Clayton	1988	86
5.	Brandon Marshall	2010	86
6.	JARVIS LANDRY	2014	84

'JUICE' ON THIRD DOWN

WR Jarvis Landry is tied for second in the NFL with 19 receptions on third down. In 2016, Landry was tied for seventh in the league with 26 third-down receptions. The reliable target had 335 yards on third downs, the ninth-best mark in the NFL that season.

LANDRY LOOKING TO BECOME FIRST DOLPHINS PLAYER WITH THREE STRAIGHT 1,000-YARD SEASONS

After posting 1,157 receiving yards in 2015 and 1,136 receiving yards in 2016, WR Jarvis Landry is looking to become the first Dolphins wide receiver to top 1,000 yards in three consecutive. The fourth-year NFL pro has 472 receiving yards in nine games this season. He is the sixth Dolphins wide out to ever post consecutive 1,000-yard seasons (Mark Clayton, Mark Duper, Irving Fryar, Brian Hartline and Brandon Marshall) and first since WR Brian Hartline did so in 2012 and 2013.

CUTLER'S LAST HOME GAME WAS HIS BEST PERFORMANCE WITH THE DOLPHINS

QB Jay Cutler returned to the field for the Week 9 contest vs. Oakland after a one-game hiatus due to injury and he produced his best effort of the season. The gunslinger was 34-of-42 (81.0 pct.) for 311 yards and three touchdowns, posting a quarterback rating of 121.3. His 81.0 completion percentage was his most accurate performance (min. 10 attempts) in his 147-game NFL career. His 121.3 rating was the 12th-highest in a single game in his career and his highest since Nov. 15, 2015 when he had a 151.0 rating at St. Louis.

CUTLER LEADING FOURTH QUARTER COMEBACKS

QB Jay Cutler has led the Dolphins to two fourth quarter comebacks despite playing in the fourth quarter of just seven games this season. The comebacks – in Week 2 at L.A. Chargers and Week 5 at Atlanta – were the 22nd and 23rd fourth quarter comebacks of his career and his first since the 2015 season. Miami's 17-point comeback win in Week 6 at Atlanta was the largest come-from-behind victory of Cutler's career.

“ I thought Cutler was really good, just demeanor-wise. He did a good job of staying the same. He never got too high; he never got too low. There were a couple of situations there where it just kind of felt like we weren't trending in the right direction and we ended up putting something together and getting some points. I thought he did a good job of buying some time. He was good with the ball. I thought a couple of his throwaways were smart. There were a couple times where he knew he had to make a play and he did. ”
- Head Coach Adam Gase (Nov. 6, 2017)

CUTLER AMONG THE NFL'S TOP 50 ALL-TIME PASSING LEADERS

QB Jay Cutler ranks among the NFL's top 50 in many all-time passing categories. He is also among the NFL's top 20 active players in many passing statistics.

WHERE CUTLER RANKS AMONG NFL QUARTERBACKS

CATEGORY	STAT	ALL-TIME	ACTIVE
Attempts	4,750	30	10
Completions	2,951	25	10
Passing Touchdowns	220	30	9
Completion Pct.	62.1	23	15
Passing Yards	33,986	31	10
Passer Rating*	85.8	31	18

* minimum 1,500 attempts



OFFENSE NOTES

CUTLER CAME TO MIAMI AS ONE OF THE BEST IN BEARS HISTORY

QB Jay Cutler is in his first year in Miami after spending the past eight seasons (2009-16) with Chicago. During his time with the Bears, **Cutler set nearly every major Bears passing record**, including passing yards and passer rating:

BEARS ALL-TIME CAREER PASSING LEADERS

RNK	PLAYER	YEARS	YARDS
1.	JAY CUTLER	2009-16	23,443
2.	Sid Luckman	1939-50	14,686
3.	Jim Harbaugh	1987-93	11,567

BEARS ALL-TIME CAREER PASSER RATING LEADERS (min. 1,500 att.)

RNK	PLAYER	YEARS	RTG
1.	JAY CUTLER	2009-16	85.2
2.	Erik Kramer	1994-98	80.7
3.	Jim McMahon	1982-88	80.4

DeVANTE DOWN THE FIELD

WR DeVante Parker has made several highlight-reel catches this year in practice and had the opportunity to showcase it to a national audience with his impressive one-handed grab two weeks ago on Sunday Night Football.

Parker is seventh in the NFL in career receiving yards among players who entered the league in 2015 or later.

RECEIVING LEADERS

(Players who entered the NFL in 2015 or later)

RNK	PLAYER	TEAM	REC	YDS	AVG	TD
1.	Amari Cooper	Oak.	193	2,685	13.9	14
2.	Stefon Diggs	Min.	167	2,123	12.7	12
3.	Willie Snead	NO	142	1,890	13.3	7
4.	Jamison Crowder	Was.	158	1,799	11.4	9
5.	Michael Thomas	NO	142	1,682	11.8	11
6.	Tyler Lockett	Sea.	121	1,632	13.5	7
7.	DeVANTE PARKER	MIA.	112	1,616	14.4	8

A CAREER OF BIG PLAYS

WR Kenny Stills has made a living making the big play. In his five-year NFL career, Stills has hauled in 192 passes for 3,079 yards (16.0 avg.). **His 16.0 yards per reception average is fourth-best in the NFL in that span** (min. 150 receptions):

HIGHEST AVERAGE PER RECEPTION IN THE NFL (2013-PRESENT)

RNK	PLAYER	TEAMS	REC	YDS	AVG
1.	DeSean Jackson	Phi./Was./TB	257	4,538	17.7
2.	Torrey Smith	Bal./SF/Phi.	182	3,046	16.7
3.	Sammy Watkins	Buf./LAR	174	2,831	16.3
4.	KENNY STILLS	NO/MIA.	197	3,146	16.0
5.	Michael Floyd	Ari./NE/Min.	204	3,250	15.9
6.	T.Y. Hilton	Indianapolis	360	5,725	15.9

THOMAS CATCHES TOUCHDOWNS

The Dolphins acquired **TE Julius Thomas** this offseason in a trade with Jacksonville on March 9, 2017. Thomas has caught touchdowns in back-to-back games and has been one of the league's best red zone threats since he became a full-time starter for Denver in 2013. **His 35 touchdowns since 2013 are tied for second-most among all NFL tight ends:**

NFL TIGHT END TD RECEPTION LEADERS (2013-PRESENT)

RNK	PLAYER	TEAMS	REC	YDS	TD
1.	Jimmy Graham	NO/Sea.	323	3,987	40
2.	JULIUS THOMAS	DEN./JAX./MIA.	209	2,273	35
	Rob Gronkowski	New England	256	4,015	35
4.	Antonio Gates	SD/LAC	271	3,018	29
5.	Delanie Walker	Ten.	325	3,807	23

FASANO'S SECOND STINT WITH THE DOLPHINS

TE Anthony Fasano returned to Miami this season after **he played five seasons (2008-12) with the Dolphins earlier in his career.** He is among the team's all-time tight end leaders in several key receiving categories, including receptions, receiving yards and receiving touchdowns:

DOLPHINS ALL-TIME CAREER RECEPTIONS LEADERS (TIGHT ENDS)

RNK	PLAYER	YEARS	REC.
1.	Randy McMichael	2002-06	283
2.	Bruce Hardy	1978-89	256
3.	ANTHONY FASANO	2008-12, 2017	184

DOLPHINS ALL-TIME CAREER RECEIVING YARDS LEADERS (TIGHT ENDS)

RNK	PLAYER	YEARS	YDS.
1.	Randy McMichael	2002-06	3,096
2.	Bruce Hardy	1978-89	2,455
3.	ANTHONY FASANO	2008-12, 2017	2,149

DOLPHINS ALL-TIME CAREER RECEIVING TOUCHDOWN LEADERS (TIGHT ENDS)

RNK	PLAYER	YEARS	TDS
1.	Bruce Hardy	1978-89	25
2.	ANTHONY FASANO	2008-12, 2017	24
3.	Jim Mandich	1970-77	23

OFFENSIVE LINE KEEPING QUARTERBACKS UPRIGHT

The Dolphins offensive line has protected three different quarterbacks - **Jay Cutler, Matt Moore and Ryan Tannehill** - since Week 6 of the 2016 season, helping the team win 13 of its past 20 regular season games. **During that span, the team has allowed just 30 sacks, which is the fourth fewest in the NFL.**

FEWEST SACKS ALLOWED (WEEK 6, 2016 - PRESENT)

RNK	PLAYER	QB RATING	SACKS ALL.
1.	Pittsburgh Steelers	86.4	23
2.	Oakland Raiders	90.7	27
3.	New Orleans Saints	103.8	28
4.	MIAMI DOLPHINS	90.7	30
5.	N.Y. Giants	87.0	34



DEFENSE NOTES

CAM WAKE STILL SACKING QBs AT 35 YEARS OLD

During the 2016 season, **DE Cameron Wake had one of the most impressive comebacks in the NFL.** Coming off an Achilles injury in 2015, Wake was dominant, posting 11.5 sacks, which was third in the AFC and tied for sixth in the NFL.

Miami re-inserted Wake as a starter in Week 6 last year and since then, **he is fourth in the NFL with 16.5 sacks and has helped Miami win 13 of its last 20 regular season games.**

Wake was tied for second in the AFC and tied for third in the NFL with five forced fumbles in 2016. **He has nine forced fumbles since 2015, tied for second in the NFL during that span,** despite playing just seven games in 2015.

Since joining the Dolphins in 2009, Wake has compiled four double-digit sack campaigns, seven straight seasons of seven-plus sacks and is **second in team history in all-time career sacks,** behind Hall of Famer Jason Taylor.

Here is a look at the Dolphins' all-time career sack leaders:

DOLPHINS ALL-TIME CAREER SACK LEADERS

RNK	PLAYER	YEARS	SACKS
1.	Jason Taylor	1997-07, 09, 11	131.0
2.	CAMERON WAKE	2009-17	87.5
3.	Bill Stanfill	1969-76	69.5

Wake is also one of the best undrafted pass rushers in NFL history. With 87.5 career sacks, he is **second in NFL history** (since sacks were recognized as an official statistic in 1982) **for most career sacks by a player who was undrafted:**

NFL ALL-TIME CAREER SACK LEADERS (UNDRAFTED PLAYERS)

RNK	PLAYER	YEARS	SACKS
1.	John Randle	1990-2003	137.5
2.	CAMERON WAKE	2009-17	87.5
3.	James Harrison	2004-17	82.5
4.	Chris Clemons	2004-15	69.0

** Players chosen in the Supplemental Draft are not included on this list of undrafted players*

Wake's consistency has placed him among the NFL's elite pass rushers. Since he entered the league in 2009, **he leads the NFL in sacks:**

NFL SACK LEADERS (2009-PRESENT)

RNK	PLAYER	TEAMS	SACKS
1.	CAMERON WAKE	MIAMI	87.5
2.	DeMarcus Ware	Dal./Den.	85.0
3.	Von Miller	Denver	81.5
4.	Julius Peppers	Chi./GB/Car.	80.5

Wake's 11.5 sacks in 2016 mark the fourth season in his career that he has reached double-digit sacks. He is **one of three NFL players in the past decade to have 10-plus sacks at age 34 or older,** joining DE/LB Julius Peppers (2015) and DE John Abraham (2012-13).



SUH SACKS

DT Ndamukong Suh is second among all NFL defensive tackles in sacks since he entered the league in 2010. He is eighth among defensive tackles with 3.5 sacks this season.

Here is a look at how Suh's sacks stack up since he entered the league in 2010:

MOST SACKS BY NFL DEFENSIVE TACKLES (2010-PRESENT)

RNK	PLAYER	TEAMS	SACKS
1.	Geno Atkins	Cin.	58.0
2.	NDAMUKONG SUH	DET./MIA.	50.5
3.	Gerald McCoy	TB	45.5
4.	Jurrell Casey	Ten.	36.0
5.	Marcell Dareus	Buf.	35.0

STUFFS BY SUH

Not only is **DT Ndamukong Suh** a great interior pass rusher, but the Nebraska product also disrupts rushing plays behind the line of scrimmage. Since he entered the NFL as a first-round pick in 2010, Suh **leads all interior defensive linemen with 51.0 stuffs.** A stuff is defined as any tackle of a ball carrier behind the line of scrimmage during a rushing attempt.

MOST STUFFS BY INTERIOR DEFENSIVE LINEMEN (2010-PRESENT)

RNK	PLAYER	TEAMS	STUFFS
1.	NDAMUKONG SUH	DET./MIA.	51.0
2.	Aaron Donald	STL/LAR	39.5
3.	Kyle Williams	Buffalo	36.0
4.	Geno Atkins	Cincinnati	34.5
5.	Brandon Mebane	Sea./SD/LAC	33.5

SUH CONSISTENTLY MAKES STOPS

DT Ndamukong Suh topped 350 career tackles during the 2016 season. Since he entered the NFL in 2010, **Suh leads all defensive tackles with 398 total tackles** and his total is second among all defensive linemen.

Suh set a new career high and was third among all interior defensive linemen in total tackles in 2016 with 72 (41 solo). He **finished among the top five** in total tackles by an NFL interior defensive linemen for **the third consecutive season.**



“ The guy is amazing. **He teaches me a lot.** When he talks to (Defensive Line) Coach Terrell Williams, they talk about things that I’m just sitting over there (picking their brains) and learning each and every day. I try to get in their business, get in their conversations, see what new techniques they’re learning, and things like that. ”
- **DT Davon Godchaux on DT Ndamukong Suh**



DEFENSE NOTES

TIMMONS TOPS 1,000 CAREER TACKLES

LB Lawrence Timmons recorded the 1,000th tackle of his career last week at Carolina and now has 1,001 career tackles (686 solo). **Timmons became the 47th NFL player since 1994 to total 1,000 career tackles and just the sixth active one:**

NFL'S CAREER TACKLE LEADERS (ACTIVE PLAYERS)

RNK	PLAYER	TEAM	TOTAL	SOLO	ASST
1.	Karlos Dansby	Ari./Mia./Cle./Cin.	1,368	1,033	335
2.	Paul Posluszny	Buf./Jax.	1,169	852	317
3.	Derrick Johnson	Kansas City	1,119	914	205
4.	David Harris	NYJ/NE	1,089	709	380
5.	Antoine Bethea	Ind./SF/Ari.	1,082	799	283
6.	L. TIMMONS	PIT./MIA.	1,001	686	315

'LAW DOG' HAS MADE A CAREER OUT OF BIG PLAYS

LB Lawrence Timmons has a knack for making big plays. In fact, **he's one of just three active players (Julius Peppers and Karlos Dansby) with at least 35 sacks (35.5) and 10 interceptions (12) in his career.**

TIMMONS BRINGS EXPERIENCE & PRODUCTION

After 10 seasons with the Steelers, **LB Lawrence Timmons** left The Steel City and came to Miami this offseason as one of the most productive linebackers in the game today. **When Timmons left Pittsburgh, he was second in team history with 952 career tackles.** Since becoming a full-time NFL starter in 2009, Timmons is second in the NFL with 917 total tackles (638 solo):



MOST TOTAL TACKLES IN THE NFL (2009-17)

RNK	PLAYER	TEAM	TOTAL	SOLO	ASST
1.	Paul Posluszny	Buf./Jax.	1,034	749	285
2.	L. TIMMONS	PIT./MIA.	942	650	292
3.	Karlos Dansby	Ari./Mia./Cle./Cin.	928	685	243
4.	David Harris	NYJ/NE	892	570	322
5.	Chad Greenway	Minnesota	878	594	284

HAYES AMONG TOP NFL DEFENSIVE LINEMEN

DE William Hayes was acquired by the Dolphins in a trade with the Los Angeles Rams on March 10, 2017. The defensive end brings a reputation of setting the edge against the run and is one of the most experienced defensive linemen in the NFL.

Hayes is among the NFL's top 25 active defensive linemen career leaders in several categories. **He ranks No. 7 in stuffs (47.5), tied for No. 17 in games played (133) and No. 18 in tackles (329).**



ROOKIES PLAYING BIG ROLE ON DEFENSE

The Dolphins have relied heavily on rookies to improve their defense this season. Miami has played six and started four rookies on defense in the first nine games of the year. The starters are **CB Cordrea Tankersley** (seven starts), **DT Davon Godchaux** (five), **DE Charles Harris** (one) and **LB Chase Allen** (one). **DT Vincent Taylor** and **S Maurice Smith** have also played snaps with the defense at critical points of various games. Allen and Smith were both undrafted college free agents while the other four were selected by Miami in the 2017 NFL draft.

RESHAD HAS BIG-PLAY ABILITY

S Reshad Jones recorded his second interception of the season in Week 9 vs. Oakland. His two interceptions lead the team. **Jones is the only safety in the NFL this season with at least 60 tackles and two interceptions.** Jones has 18 career interceptions, which is **tied for 13th place on the team's all-time interception list.**



RESHAD NEARS DOLPHINS RECORD

S Reshad Jones has been very active in the offensive backfield throughout his eight-year NFL career. **With 9.5 sacks, he is nearing the Dolphins all-time mark for most career sacks by a defensive back:**

MOST CAREER SACKS BY A DOLPHINS DEFENSIVE BACK

RNK	PLAYER	YEARS	SACKS
1.	Yeremiah Bell	2004-11	11.0
2.	RESHAD JONES	2010-17	9.5
3.	Patrick Surtain	1998-2004	6.5
4.	Liffort Hobley	1987-93	6.0
5.	Jerry Wilson	1996-2000	5.5

AMONG THE AFC'S LEADING TACKLERS

S Reshad Jones and **LB Kiko Alonso** are both among the AFC's top 20 leading tacklers this season. **Jones is 16th with 62 tackles (51 solo) while Alonso ranks 19th with 59 tackles (42 solo).**





SPECIAL TEAMS NOTES

DENNEY PLAYED IN HIS 200TH NFL GAME IN WEEK 9

LS **John Denney** played in his 200th NFL game in Week 9 vs. Oakland, **joining Hall of Famers Dan Marino (242) and Jason Taylor (204)** as the only Dolphins to play in 200 regular season games with the team. **Denney became the 20th active NFL player and the 313th player in NFL history to play in 200 career games.**

DENNEY'S 200 GAMES BY THE NUMBERS

- 4** Holders he has worked with: Donnie Jones (2005-06), Brandon Fields (2007-14), Matt Darr (2015-16) and Matt Haack (2017-) – in the three games where the kicker has been forced to punt, the regular punter still served as holder.
- 8** Punters he has worked with: Donnie Jones (2005-06), Olindo Mare (2005), Brandon Fields (2007-14), Dan Carpenter (2012), Nate Kaeding (2012), Matt Darr (2015-16) and Matt Haack (2017-).
- 15** Kickers he has worked with: Olindo Mare (2005-06), Jay Feely (2007), Dan Carpenter (2008-12), Shayne Graham (2011), Nate Kaeding (2012), Caleb Sturgis (2013-14), Andrew Franks (2015-16) and Cody Parkey (2017-).
- 370** Number of field goals he's snapped for, with Dolphins kickers making 297 (80.3 pct.).
- 412** Number of PATs he's snapped for, with Dolphins kickers making 404 (98.1 pct.).
- 1,006** Number of punts he's snapped for, totaling 45,938 yards for an average of 45.7 yards per punt.
- 1,788** Total snaps in regular season games.

THE DENNEY STREAK

LS **John Denney** entered his **13th NFL regular season** this year at 38 years old. Denney has been Miami's long snapper for every game dating back to 2005 - **a consecutive games streak that spans 201 regular season contests.** That streak is the **longest in Dolphins history** and is tied for fourth-longest among all active NFL players.

MOST CONSECUTIVE GAMES PLAYED IN DOLPHINS HISTORY

RNK	PLAYER	CONS. GP	STREAK
1.	JOHN DENNEY	201*	1ST (2005) - PRESENT
2.	Jason Taylor	130	15th (1999) - 16th (2007)
3.	Jim Langer	128	10th (1970) - 9th (1979)

* active streak

MOST CONSECUTIVE GAMES PLAYED, ACTIVE NFL LEADERS

RNK	PLAYER	TEAM	POS	CONS. GP
1.	Shane Lechler	Oak./Hou.	P	247
2.	Jason Witten	Dallas	TE	228
3.	Eli Manning	N.Y. Giants	QB	208
4.	JOHN DENNEY	MIAMI	LS	201
	Donnie Jones	Mia./STL/Hou./Phi.	P	201



THOMAS LEADS THE NFL IN SPECIAL TEAMS TACKLES

S **Michael Thomas** has been one of the NFL's most prolific special teams players since his first full season in the NFL in 2014. **Thomas leads the NFL with 51 special teams tackles since 2014.** Thomas leads the team this season with eight special teams stops, which is tied for eighth in the league. **He finished the 2016 season tied for the NFL lead with 19 special teams tackles.** In 2015, Thomas was named a first-team All Pro on special teams by Pro Football Focus.



LB Mike Hull was third in the NFL with 18 special teams tackles in 2016 and is second on the team with five solo special teams tackles this season.

MIAMI'S KICKOFF TEAM IS NFL'S BEST

The Dolphins kickoff coverage unit is the best in the NFL as opponents' average starting field position is just the 21.8-yard line following kickoffs, **nearly a full yard better than anybody else in the league.**

PARKEY HITS THE SPOT

Miami signed **K Cody Parkey** after training camp on Sept. 3 to take over placekicking duties, and he has played a big role in the team's victories. Parkey is 9-for-10 (90.0 pct.) in field goal attempts and has made three game-winning kicks this season. In Week 2, his first game with the Dolphins, **he kicked the longest game-winning field goal in team history,** a 54-yarder with 1:05 left to beat the L.A. Chargers. In Week 6, Parkey kicked a game-tying and game-winning field goal in the fourth quarter to win at Atlanta. **It was the first time in Parkey's four-year NFL career he made game-tying and game-winning kicks in the same contest.** Parkey also connected on a 39-yard game-winner with 22 seconds left to beat the N.Y. Jets in Week 7.

PARKEY FROM LONG RANGE

K Cody Parkey has a track record for being accurate on long kicks. He is 6-for-7 all-time when kicking 50-plus yard field goals and **is the most accurate active NFL kicker on 50-plus yard kicks** (min: 6 att.).

50+ YARD FIELD GOAL PERCENTAGE LEADERS (ACTIVE PLAYERS)

RNK	PLAYER	TEAM	FGM	FGA	PCT
1.	CODY PARKEY	PHI./CLE./MIA.	6	7	85.7
2.	Jake Elliott	Philadelphia	5	6	83.3
3.	Matt Prater	Atl./Den./Det.	41	53	77.4
4.	Kai Forbath	Was./NO/Min.	10	13	76.9
5.	Robbie Gould	Chi./NYG/SF	25	33	75.8

MIGHTY MOUSE & JUICE RETURNING PUNTS

WR **Jakeem Grant** scored his first NFL touchdown in Week 5 of the 2016 season, when **he took a punt return 74 yards** to tie the game in the second quarter vs. Tennessee. It was **the seventh-longest punt return in team history** and **the fourth-longest punt return by a rookie.** WR Jarvis Landry posted a 69-yard punt return touchdown in Week 1 of the 2015 season at Washington.

With just one more punt returned for a touchdown, Grant or Landry would tie the team's all-time career leaders (Freddie Solomon, Tom Vigorito and O.J. McDuffie each had two career punt return touchdowns). **Grant and Landry are two of 37 active NFL players to have returned a punt for a touchdown in their career.**



WHAT TO LOOK FOR

LB KIKO ALONSO...

- Has 376 total tackles. Needs 24 tackles to reach 400 in his career.
- Has seven interceptions. Needs three interceptions to reach 10 in his career.

DE ANDRE BRANCH...

- Has 154 total tackles. Needs 46 tackles to reach 200 in his career.
- Has 22.5 sacks. Needs 2.5 sacks to reach 25.0 in his career.

QB JAY CUTLER...

- Has started 147 games. Needs three starts to reach 150 in his career.
- Has 4,750 pass attempts. Needs 250 pass attempts to reach 5,000 in his career.
- Has 2,951 completions. Needs 49 completions to reach 3,000 in his career.
- Has 33,986 passing yards. Needs 1,014 passing yards to reach 35,000 in his career.

LS JOHN DENNEY...

- Extending his consecutive games played streak, which currently stands at a franchise-record 201, having played in every game in his 13-year career.
- Has played in 201 games. Needs to play four games to surpass Jason Taylor (204) for second place in team history for most games played.

RB KENYAN DRAKE...

- Has one kickoff return touchdown. Needs one kickoff return touchdown to tie for second (Ted Ginn, Jr.) in all-time team history and one kickoff return touchdown to join Mercury Morris (1969-71) as the only Dolphins to return kickoffs for touchdowns in consecutive seasons.

TE ANTHONY FASANO...

- Has 2,149 receiving yards as a Dolphin. Needs 307 receiving yards to surpass Bruce Hardy (2,455) for second place in team history among tight ends.
- Has 24 receiving touchdowns as a Dolphin. Needs two receiving touchdowns to surpass Bruce Hardy (25) and become the team's all-time leader among tight ends.
- Has 294 receptions. Needs six receptions to reach 300 in his career.
- Has 3,216 receiving yards. Needs 284 receiving yards to reach 3,500 in his career.
- Has 36 touchdown receptions. Needs four touchdown receptions to reach 40 in his career.
- Has played in 173 games. Needs to play in two games to become just the 36th NFL tight end of all time to play in 175 career games.

WR JAKEEM GRANT...

- Has one punt return touchdown. Needs one punt return touchdown to tie the all-time team lead (Freddie Solomon, Tom Vigorito, O.J. McDuffie) and one punt return touchdown to join Freddie Solomon (1975-76) and Tom Vigorito (1981-82) as the only Dolphins to return punts for touchdowns in consecutive seasons.

DE WILLIAM HAYES...

- Has 46 starts. Needs to start four games to reach 50 in his career.
- Has 329 tackles. Needs 21 tackles to reach 350 in his career.
- Has 35.5 sacks. Needs 4.5 sacks to reach 40.0 in his career.

S RESHAD JONES...

- Has 9.5 sacks. Needs two sacks to surpass Jeremiah Bell (11) and become the team's all-time leader for most sacks by a defensive back.
- Has 604 tackles. Needs 46 tackles to reach 650 in his career.
- Has 18 interceptions. Needs two interceptions to reach 20 in his career.
- Has 43 passes defended. Needs seven passes defended to reach 50 in his career.

WR JARVIS LANDRY...

- Has 349 receptions and can extend his NFL record for most receptions in the first four years of a career.
- Has 472 receiving yards this season. Needs 528 receiving yards to become the first player in Dolphins history with three consecutive 1,000-yard seasons.
- Has 3,523 receiving yards. Needs 477 receiving yards to reach 4,000 for his career.
- Has 18 receiving touchdowns. Needs two touchdown receptions to reach 20 for his career.
- Has one punt return touchdown. Needs one punt return touchdown to tie the all-time team lead (Freddie Solomon, Tom Vigorito, O.J. McDuffie).

LB REY MAUALUGA...

- Has 120 games played. Needs five games played to reach 125 in his career.
- Has 603 total tackles. Needs 47 tackles to reach 650 in his career.
- Has seven interceptions. Needs three interceptions to reach 10 in his career.
- Has 22 passes defended. Needs three passes defended to reach 25 in his career.

CB BOBBY McCAIN...

- Has 91 total tackles. Needs nine tackles to reach 100 in his career.

S T.J. McDONALD...

- Has 290 total tackles. Needs 10 tackles to reach 300 in his career.
- Has 17 passes defended. Needs three passes defended to reach 20 in his career.

QB MATT MOORE...

- Has played in 47 games. Needs to play in three games to reach 50 in his career.
- Has 6,441 passing yards. Needs 559 passing yards to reach 7,000 in his career.
- Has 43 passing touchdowns. Needs seven passing touchdowns to reach 50 in his career.

WR DeVANTE PARKER...

- Has 1,616 receiving yards. Needs 384 receiving yards to reach 2,000 in his career.
- Has 112 receptions. Needs 38 receptions to reach 150 in his career.
- Has eight receiving touchdowns. Needs two receiving touchdowns to reach 10 in his career.

K CODY PARKEY...

- Has 64 field goals made. Needs 11 field goals made to reach 75 in his career.
- Has 93 extra points made. Needs seven extra points made to reach 100 in his career.
- Has 285 points scored. Needs 15 points to reach 300 in his career.



WHAT TO LOOK FOR

WR KENNY STILLS...

- Has played in 72 games. Needs to play in three games to reach 75 in his career.
- Has 49 starts. Needs one start to reach 50 in his career.
- Has 197 receptions. Needs three receptions to reach 200 in his career.
- Has 24 receiving touchdowns. Needs one receiving touchdown to reach 25 in his career.

DT NDAMUKONG SUH...

- Has played in 119 games. Needs to play in six games to reach 125 in his career.
- Has 119 starts. Needs six starts to reach 125 in his career.
- Extending his consecutive games started streak, which currently stands at 92. The current mark is second among all active NFL defensive tackles (Domata Peko, 121).
- Has 398 total tackles. Needs two tackles to reach 400 in his career.
- Has 26 passes defended. Needs four passes defended to reach 30 in his career.

TE JULIUS THOMAS...

- Has 49 starts. Needs one start to reach 50 in his career.
- Has 2,278 receiving yards. Needs 222 receiving yards to reach 2,500 in his career.
- Has 35 receiving touchdowns. Needs five receiving touchdowns to reach 40 in his career.
- Has two seasons with 10+ touchdown receptions. Needs eight receiving touchdowns to become the fifth tight end in NFL history with three double-digit touchdown seasons (Antonio Gates, Jimmy Graham, Rob Gronkowski and Tony Gonzalez).

LB LAWRENCE TIMMONS...

- Has 35.5 sacks. Needs 4.5 sacks to reach 40.0 in his career.
- Has 13 forced fumbles. Needs two forced fumbles to reach 15 in his career.
- Has 12 interceptions. Needs three interceptions to reach 15 in his career.
- Has 44 passes defended. Needs six passes defended to reach 20 in his career.

DE CAMERON WAKE...

- Has recorded 87.5 sacks in his Dolphins career. Needs 5.5 sacks to surpass Jason Taylor (92.5) for most sacks by a Dolphins player in the first nine seasons on the team.
- Has recorded five games with three-plus sacks in his career. Needs one game with three-or-more sacks to move into a tie for first place for the most games with three-plus sacks in franchise history, joining Jason Taylor (six games).
- Has six sacks this season. Need four sacks to become the 11th player in NFL history (since 1982) and just the third in the past 15 years (John Abraham and Julius Peppers) to record a double-digit sack season at the age of 35 or older.
- Has 299 total tackles. Needs one tackle to reach 300 in his career.
- Has 14 passes defended. Needs one pass defended to reach 15 in his career.
- Has 21 forced fumbles. Needs four forced fumbles to reach 25 in his career.

RB DAMIEN WILLIAMS...

- Has scored nine touchdowns (three rushing and six receiving). Needs one touchdown for 10 in his career.



WR Jarvis Landry is looking to become the first Dolphins receiver to ever post three straight 1,000-yard seasons



THE DOLPHINS VS. THE BUCCANEERS

A DOLPHINS WIN WOULD...

- Be Miami's 14th win in its past 21 regular season games, its best 21-game span since they went 16-7 in 23 games from Oct. 26, 2008 to Dec. 13, 2009.
- Mark the team's 10th win in their past 13 games at Hard Rock Stadium.
 - It's the team's best 13-game stretch at Hard Rock Stadium since they won 12 of 14 there from Dec. 2, 2001 to Sept. 21, 2003.
- Be Miami's first win over Tampa Bay since beating the Bucs on Nov. 15, 2009.
- Mark the 15th victory in Adam Gase's head-coaching career. He enters the contest with a 14-11 career mark.

SERIES HISTORY

REGULAR SEASON: TIED AT 5-5

DATE	GAME
10/24/1976	Miami 23, at Tampa Bay 20
11/29/1982	at Tampa Bay 23, Miami 17
10/20/1985	at Miami 41, Tampa Bay 38
10/30/1988	Miami 17, at Tampa Bay 14
12/1/1991	at Miami 33, Tampa Bay 14
9/21/1997	at Tampa Bay 31, Miami 21
12/10/2000	Tampa Bay 16, at Miami 13
10/16/2005	at Tampa Bay 27, Miami 13
11/15/2009	at Miami 25, Tampa Bay 23
11/11/2013	at Tampa Bay 22, Miami 19



DE Cameron Wake had two tackles and sacked QB Josh Freeman in his first ever game against the Buccaneers on Nov. 15, 2009.

CONNECTIONS

PRO CONNECTIONS

- Buccaneers **CB Brent Grimes** played for the Dolphins from 2013-15. Grimes made the Pro Bowl every year that he played in Miami and was honored as second team All-Pro in 2014. In three seasons with the Dolphins, he totaled 166 tackles and 13 interceptions.
- Dolphins **CB Alterraun Verner** played for the Buccaneers from 2014-16. He played 46 games in three years, tallying 148 tackles and 5 interceptions.
- Dolphins **C/G Ted Larsen** played the first 60 games of his career for Tampa Bay after the Bucs claimed him off waivers in 2010. He played four seasons there (2010-13).
- Buccaneers **DT Chris Baker** spent the 2010 season on Miami's practice squad and active roster and played in one game for the Dolphins.
- Dolphins **Offensive Coordinator Clyde Christensen** coached for the Buccaneers from 1996-2001, serving as tight ends coach (1996-98), quarterbacks coach (1999-2000) and offensive coordinator (2001). In 2001, Christensen led the Buccaneers offense to a 9-7 record and helped **WR Keyshawn Johnson** set the franchise record in receptions (106).
- Buccaneers **General Manager Jason Licht** started his career as an assistant in the Miami Dolphins scouting department in 1995. He spent the 1996 season as an offensive quality control coach.
- Buccaneers **Defensive Backs Coach Brett Maxie** (2007) and **Linebackers Coach Mark Duffner** (2014-15) served in the same roles for the Dolphins.
- Dolphins **CB Alterraun Verner** played with Buccaneers **QB Ryan Fitzpatrick** for the Tennessee Titans in 2013. Fitzpatrick started nine games for the Titans that season, while Verner had the best season of his career, leading the NFL with 22 passes defended and earning second team All-Pro honors.
- Dolphins **TE Julius Thomas** played with Buccaneers **DE Robert Ayers** for the Denver Broncos from 2011-13 and **P Bryan Anger** for the Jacksonville Jaguars in 2015.
- Dolphins **DE Andre Branch** and Buccaneers **P Bryan Anger** were part of the Jaguars 2012 NFL draft class and the pair played together in Jacksonville from 2012-15.
- Dolphins **Defensive Coordinator Matt Burke** (linebackers) and Buccaneers **Defensive Line Coach Jay Hayes** (defensive line) coached for the Bengals from 2014-15.
- Dolphins Assistant to the Head Coach **Jay Kaiser** spent three seasons (2009-11) with the Bucs in a similar capacity for then-head coach Raheem Morris.

COLLEGE CONNECTIONS

- Dolphins **RB Kenyan Drake** played with Buccaneers **TE O.J. Howard** at Alabama from 2013-15, winning the 2015 CFP National Championship. Dolphins **C/G Anthony Steen** also played for the Crimson Tide in 2013.
- Dolphins **LB Lawrence Timmons** played with Buccaneers **LS Garrison Sanborn** at Florida State from 2004-06.
- Two Dolphins and two Buccaneers played at LSU: Dolphins **WR Jarvis Landry** (2011-13), **DT Davon Godchaux** (2014-16), and Buccaneers **LBs Kwon Alexander** (2012-14) and **Kendell Beckwith** (2013-16). Alexander (90), Beckwith (77), and Godchaux (40) combined for 207 tackles in 2014.
- Dolphins **RB Damien Williams** and **DT Jordan Phillips** played with Buccaneers **LB Devante Bond** at Oklahoma in 2014.
- Dolphins **LB Kiko Alonso** played with Buccaneers **S T.J. Ward** at Oregon from 2008-09.
- Three Dolphins and two Buccaneers played at Penn State: Dolphins **DE Cameron Wake** (2001-04), **LB Mike Hull** (2010-14), **CB/S Jordan Lucas** (2012-15), Buccaneers **T Donovan Smith** (2011-14) and **WR Chris Godwin** (2014-16).
- Dolphins **C/G Jake Brendel** and Buccaneers **OL Caleb Benenoch** both served as starters on UCLA's offensive line from 2013-15.
- Dolphins **Running Backs Coach Danny Barrett** (quarterback) and Buccaneers **Offensive Line Coach George Warhop** (center) played at Cincinnati from 1981-82. Both served as team captains during their senior season in 1982.
- Buccaneers **Quarterbacks Coach Mike Bajakian** served as Tennessee's offensive coordinator during Dolphins **T Ja'Wuan James'** final season in 2013.

HIGH SCHOOL/HOMETOWN CONNECTIONS

- Several Buccaneers players attended high school in Florida: **LB Lavonte David** (Miami Northwestern), **CB Javien Elliot** (Rutherford City), **LB Adarius Glanton** (Lake Gibson), **CB Vernon Hargreaves III** (Paul R. Wharton), **G Kevin Pamphile** (Miami Central), **CB Josh Robinson** (Plantation), **LS Garrison Sanborn** (Tampa Jesuit) and **WR Bernard Reedy** (Lakewood).



THE DOLPHINS VS. THE BUCCANEERS

SERIES FACTS (TEAM)

MIAMI'S LARGEST MARGIN OF VICTORY:

19 (at Miami 33, Tampa Bay 14, 12/1/91)

TAMPA BAY'S LARGEST MARGIN OF VICTORY:

14 (at Tampa Bay 27, Miami 13, 10/16/05)

CURRENT SERIES STREAK:

Tampa Bay 1 (11/11/13)

MIAMI'S LARGEST WIN STREAK:

3 (10/20/85 - 12/1/91)

TAMPA BAY'S LARGEST WIN STREAK:

3 (9/21/97 - 10/16/05)

MOST POINTS BY MIAMI:

41 (at Miami 41, Tampa Bay 38, 10/20/85)

MOST POINTS BY TAMPA BAY:

38 (at Miami 41, Tampa Bay 38, 10/20/85)

MOST POINTS, BOTH TEAMS:

79 (at Miami 41, Tampa Bay 38, 10/20/85)

FEWEST POINTS BY MIAMI:

13 (twice, last: at Tampa Bay 27, Miami 13, 10/16/05)

FEWEST POINTS BY TAMPA BAY:

14 (twice, last: at Miami 33, Tampa Bay 14, 12/1/91)

FEWEST POINTS, BOTH TEAMS:

29 (at Tampa Bay 16, Miami 13, 12/10/00)

SERIES SUPERLATIVES

DOLPHINS

RUSHING YARDS:

131, Mark Higgs, at Miami, 12/1/91

PASSING YARDS:

307, Dan Marino, at Miami, 12/1/91

RECEPTIONS:

11, Rishard Matthews, at Tampa Bay, 11/11/13

RECEIVING YARDS:

120, Rishard Matthews, at Tampa Bay, 11/11/13

BUCCANEERS

RUSHING YARDS:

127, Michael Pittman, at Tampa Bay, 10/16/05

PASSING YARDS:

365, Steve DeBerg, at Miami, 10/20/85

RECEPTIONS:

9, Mark Carrier, at Tampa Bay, 10/30/88

9, Joey Galloway, at Tampa Bay, 10/16/05

RECEIVING YARDS:

142, Mark Carrier, at Tampa Bay, 10/30/88

DOLPHINS PLAYERS VS. THE BUCCANEERS

PLAYER	GP	RECORD	PASSING				
			A-C-I	YDS	PCT	TD	RTG
Jay Cutler	5	4-1	150-93-4	921	62	5	79.3
Matt Moore	3	2-1	60-35-3	460	58	3	78.5
TOTALS	8	6-2	210-128-7	1381	61	8	79.1

PLAYER	GP	ATT	RUSHING				
			YDS	AVG	LG	TD	
Jay Cutler	5	9	43	4.8	16	0	
Matt Moore	3	3	1	0.3	2	0	
TOTALS	8	12	44	3.67	16	0	

PLAYER	GP	NO	RECEIVING				
			YDS	AVG	LG	TD	
Kenny Stills	4	8	184	23.0	76T	1	
Anthony Fasano	2	2	27	13.5	18	0	
Julius Thomas	1	2	20	10.0	15	0	
TOTALS	7	12	231	46.5	76T	1	

PLAYER	GP	DEFENSE						
		SOLO	ASST	SK	INT	PD	FF	FR
T.J. McDonald	3	14	0	2.0	0	0	0	0
Stephone Anthony	3	12	7	0.0	0	0	0	0
Lawrence Timmons	2	11	5	1.0	0	1	0	0
Ndamukong Suh	4	9	4	1.0	0	0	0	0
William Hayes	6	9	2	2.0	0	1	0	2
Kiko Alonso	2	6	1	0.0	0	0	0	0
Reshad Jones	1	5	0	0.0	0	0	0	0
Rey Mauluga	2	5	4	1.0	0	1	0	0
Cameron Wake	2	4	0	1.0	0	0	0	0
Alterraun Verner	1	1	0	0.0	0	0	0	0
John Denney	3	1	0	0.0	0	0	0	0
Kenny Stills	4	1	0	0.0	0	0	0	0
TOTALS	33	78	23	8.0	0	3	0	2



THE DOLPHINS VS. THE BUCCANEERS

HOW THEY COMPARE

BUCCANEERS		CATEGORY	DOLPHINS	
STAT	RNK		RNK	STAT
345.2	14	Total Offense	31	275.0
262.4	3	Passing Offense	29	194.9
82.8	28	Rushing Offense	30	80.1
19.2	22	Scoring Offense	32	15.2
18	10t	Sacks Allowed	9	17
37.8	19	Third Down Offense	29t	33.9
53.8	16	Red Zone Offense	2	70.6
376.3	27	Total Defense	17	341.2
266.4	29	Passing Defense	15	225.0
109.9	14	Rushing Defense	20	116.2
23.1	19t	Scoring Defense	25	24.9
14	28t	Sacks	16	26t
46.0	32	Third Down Defense	20	41.4
56.7	21t	Red Zone Defense	32	77.3
14	10t	Takeaways	28t	8
14	21t	Giveaways	15t	12

STATISTICAL LEADERS

CATEGORY	BUCCANEERS		DOLPHINS	
	PLAYER	STAT	PLAYER	STAT
Completion Pct.	J. Winston	61.4	J. Cutler	65.3
Passing Yards	J. Winston	1,920	J. Cutler	1,519
Passer Rating	J. Winston	87.3	J. Cutler	86.7
Rushing Yards	D. Martin	305	J. Ajayi	465
Yards Per Carry	J. Rodgers	3.6	K. Drake	6.8
Rushing TDs	D. Martin	2	K. Drake	1
Receptions	M. Evans	40	J. Landry	61
Receiving Yards	M. Evans	532	J. Landry	472
Receiving TDs	Two tied	4	J. Landry	5
Tackles	L. David	51	R. Jones	62
Sacks	Three tied	3.0	C. Wake	6.0
Interceptions	B. Grimes	2	R. Jones	2
Forced Fumbles	L. David	4	Two tied	2
Special Tms Tcks	K. Tandy	4	M. Thomas	8



S Reshad Jones had five solo stops, including one tackle for loss, in the last meeting with Tampa Bay on Nov. 11, 2013.



THE LAST MEETING

2013 - WEEK 10

NOV. 11, 2013 | TAMPA, FLA.
 RAYMOND JAMES STADIUM
 ATTENDANCE: 64,448 | TV: ESPN

SCORING SUMMARY

	1	2	3	4	F
Miami	0	7	12	0	19
Tampa Bay	10	5	0	7	22

MIAMI 19

TAMPA BAY 22

Ten days after fighting their way to an overtime victory at home on Halloween, the Miami Dolphins dropped a heartbreaker on the road to the Tampa Bay Buccaneers, 22-19.

Miami erased a 15-0 deficit to score 19 unanswered points behind a career night for wide receiver Rishard Matthews, but ran out of gas in the fourth quarter against a hungry Tampa Bay team. Bobby Rainey's 1-yard touchdown run early in the third quarter proved to be the difference and then back-to-back sacks of Dolphins quarterback Ryan Tannehill on the Dolphins' final drive sealed it.

Matthews caught 11 passes for 120 yards and two touchdowns, the first two of his career, to spark Miami's passing game after the Bucs shut down the run but it wasn't enough.

Tannehill finished 27-of-42 for 229 yards, two touchdowns and an interception on his final throw of the game on a 4th-and-28. Kicker Caleb Sturgis was 2-of-2 on field goals of 40 and 30 yards. Safety Jimmy Wilson had an interception in the third quarter.

Unfortunately, Miami's running game never could get going on the heels of its best performance of the season against the Cincinnati Bengals. Tampa Bay held the Dolphins to a franchise low two rushing yards and zero in the first half.

On the flip side, the Bucs rushed for 140 yards and a touchdown and second-year quarterback Mike Glennon completed 11-of-21 passes for a 139 yards and a 1-yard scoring toss to offensive lineman Donald Penn. Reserve running backs Brian Leonard and Bobby Rainey combined for 102 yards on 28 carries (Leonard had 57 on 20 attempts and Rainey added 45 on eight) after Mike James left the game with an ankle injury.

It was Rainey who came up with the big runs on Tampa Bay's 80-yard scoring drive that led to his go-ahead touchdown run against a normally stout Miami front seven. Dolphins defensive end Cameron Wake, who won the game over Cincinnati with a sack for a safety in overtime, saw his offense fall victim to a safety in the first half and struggled to find an answer for what happened on that last drive.

SCORING DRIVES

TEAM	QTR	TIME	PLAY (EXTRA POINT) (DRIVE INFO)	MIA	TB
Buccaneers	1	9:37	D.Penn 1 yd. pass from M.Glennon (R.Lindell kick) (9-76, 5:23)	0	7
Buccaneers	1	5:27	R.Lindell 24 yd. Field Goal (6-34, 2:40)	0	10
Buccaneers	2	13:52	D.Thomas tackled in end zone by L.David for a Safety	0	12
Buccaneers	2	9:01	R.Lindell 35 yd. Field Goal (8-41, 4:51)	0	15
Dolphins	2	0:28	R.Matthews 6 yd. pass from R.Tannehill (C.Sturgis kick) (9-90, 3:26)	7	15
Dolphins	3	7:57	C.Sturgis 40 yd. Field Goal (4-7, 1:33)	10	15
Dolphins	3	2:01	R.Matthews 19 yd. pass from R.Tannehill (pass failed) (5-41, 2:06)	16	15
Dolphins	3	0:10	C.Sturgis 30 yd. Field Goal (4--5, 1:24)	19	15
Buccaneers	4	10:19	B.Rainey 1 yd. run (R.Lindell kick) (9-80, 4:51)	19	22

GAME STATISTICS

RUSHING (Att-Yds-TD):

Miami: L. Miller 7-2, R. Tannehill 1-2, C. Clay 2-0, D. Thomas 4(-2).
 Tampa Bay: B. Leonard 20-57, B. Rainey 8-45-1, M. James 5-41, M. Glennon 4(-3).

PASSING (A-C-Y-TD-I):

Miami: R. Tannehill 42-27-229-2-1.
 Tampa Bay: M. Glennon 21-11-139-1-1.

RECEIVING (Rec-Yds-TD):

Miami: R. Matthews 11-120-2, B. Hartline 5-57, C. Clay 4-21, M. Wallace 4-15, L. Miller 2-9, M. Egnew 1-7.
 Tampa Bay: T. Underwood 3-64, V. Jackson 3-28, B. Leonard 2-16, T. Wright 1-19, B. Rainey 1-11, D. Penn 1-1-1.

SACKS (Sk-Yds):

Miami: N. Carroll 1-10, D. Ellerbe 1-5.
 Tampa Bay: G. McCoy 1-10, W. Gholston 0.5-4, D. Bowers 0.5-4.

INTERCEPTIONS (Int-Yds):

Miami: J. Wilson 1-23.
 Tampa Bay: D. Revis 1-0.

FORCED FUMBLES:

Miami: None.
 Tampa Bay: None.

FUMBLE RECOVERIES (No-Yds):

Miami: None.
 Tampa Bay: None.


TEAM STATS

	MIA	TB
First Downs	16	18
Rushing	1	7
Passing	14	9
Penalty	1	2
3rd-Down Efficiency	4 for 12	3 for 12
4th-Down Efficiency	0 for 1	0 for 0
Total Net Yards	213	264
Total Net Plays	58	60
Average Gain	3.7	4.4
Net Yards Rushing	2	140
Rushes	14	37
Yards per Rush	0.1	3.8
Net Yards Passing	211	124
Completed - Attempted	27-42	11-21
Yards per Pass Play	4.8	5.4
Sacked - Yards Lost	2-18	2-15
Had Intercepted	1	1
Punts - Average	5-257-51.4	5-212-42.4
Return Yardage	87	129
Punts - Return Yards	1-34	2-72
Kickoffs - Return Yards	2-30	3-57
Interceptions - Return Yards	1-23	1-0
Penalties - Yards	4-70	9-70
Fumbles - Lost	0-0	0-0
Red-Zone Efficiency	2 for 3	2 for 4
Goal-to-Go Efficiency	0 for 1	2 for 2
Time of Possession	25:12	34:48



MIAMI DOLPHINS 2017 DRAFT CLASS

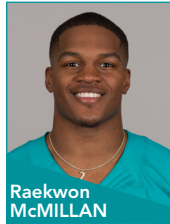
Rd 1 // Pick 22



**Charles
HARRIS**

Missouri // DE
6-3 // 260


Rd 2 // Pick 54



**Raekwon
McMILLAN**

Ohio State // LB
6-2 // 243

Rd 3 // Pick 97



**Cordrea
TANKERSLEY**

Clemson // CB
6-1 // 200

Rd 5 // Pick 164



**Isaac
ASIATA**

Utah // G
6-3 // 323

Rd 5 // Pick 178



**Davon
GODCHAUX**

LSU // DT
6-4 // 299

Rd 6 // Pick 194



**Vincent
TAYLOR**

Oklahoma State // DT
6-3 // 310

Rd 7 // Pick 237



**Isaiah
FORD**

Virginia Tech // WR
6-2 // 195

MIAMI DOLPHINS 2017 UNDRAFTED ROOKIE CLASS



**Chase
ALLEN**

Southern Illinois // LB
6-4 // 241




**Matt
HAACK**

Arizona State // P
6-1 // 185



**Malcolm
LEWIS**

Miami (Fla.) // WR
5-10 // 190




**Cameron
MALVEAUX**

Houston // DE
6-6 // 270



**Torry
McTYER**

UNLV // CB
6-0 // 195



**Drew
MORGAN**

Arkansas // WR
6-0 // 193




**De'Veon
SMITH**

Michigan // RB
5-11 // 228



**Eric
SMITH**

Virginia // T
6-5 // 300



**Maurice
SMITH**

Georgia // S
6-0 // 195



HARD ROCK STADIUM MODERNIZATION



Hard Rock Stadium is a global entertainment destination that encompasses art, culture, some of the best food in the region, diversity, an elevated fan experience and the best Miami has to offer. The venue serves as home to the Miami Dolphins, University of Miami football team, Orange Bowl, Super Bowl LIV and the 100th anniversary of the NFL, College Football Playoff Semifinals, major concerts, international soccer and a host of world-class events. This multi-purpose, open-air complex is in the midst of a multi-year, \$500 million renovation to enhance the fan experience. The modernization is being privately funded by Stephen Ross.



#ARTUNEXPECTED

Goldman Global Arts and the Miami Dolphins collaborated to transform Hard Rock Stadium into a vibrant, monumental public art experience. Highlighting 18 artists from ten countries, the landmark mural project looks to create an artistic legacy and cement Hard Rock Stadium as an iconic, world class, cultural venue of Miami.

The collection at Hard Rock Stadium is one of the world's largest street art museums, curated by Goldman Global Arts. The exceptional line-up of international artists brings a variety of techniques and styles together to create a jaw-dropping tapestry of urban art contained in a single location.





HARD ROCK STADIUM MODERNIZATION

NEW SEATING PRODUCTS

Hard Rock Stadium's modernization included doubling unique seating experiences from 8 to 16. Some of the newest seating products include:


The 72 Club: The 598 seats in the 72 Club take the premium seating experience to another level. It's the most luxurious seating experience in all of South Florida sports and entertainment. Seats are double-padded, have 11 inches more legroom and are located at midfield. At any point in-game, guests are able to walk on the field on their way to a private club designed by the Rockwell Group.



Living Room Boxes: Hard Rock Stadium created four-person private Living Room Boxes. Located on the 35-yard line and within the Atos Club presented by Dell EMC and Ford Field Clubs in the end zones, Living Room Boxes are the biggest, most comfortable seats in the stadium. These boxes give guests the ability to watch replays and highlights on their own private screens.

Hyundai Club: The Hyundai Club is a club located between the 30-yard lines on the north side that offers wider, padded seats. The club is designed by the Rockwell Group.

Corner Terraces: The 100 level Corner Terraces provide a unique social experience where guests can watch the game from a high-top table and comfortable swivel chairs. Corner Terraces provide guests the enjoyment of sitting with family or friends without being confined to a row of seats.



PHASE I

Phase I of the project that was completed for the 2015 season changed every seat in the stadium, rebuilt the concourses on the 100 and 300 levels, reduced capacity from 76,018 to 64,767, moved seats 25 feet closer to the field on the north and south sidelines, introduced five new premium spaces and allowed fans to enjoy improved food, enhanced concourses and 16 new restroom facilities throughout the venue.

Hard Rock Stadium's renovation stands apart in enhancing every fan experience. In delivering a new caliber of luxury, Phase I introduced The NINE hosted by Aston Martin Residences Miami, The 72 Club, the Hyundai Club, Ford Field Club and the Atos Club presented by Dell EMC.

For the everyday fan, new seating experiences debuted in the corner terraces, providing a unique social experience where guests watch the game from a half-round table and comfortable swivel chairs. Corner Terraces provide guests the enjoyment of sitting with family or friends without being confined to a row of seats.

The NINE hosted by Aston Martin Residences Miami: The NINE hosted by Aston Martin Residences Miami are nine open-air suites between the 30-yard lines that connect to a private club designed by the Rockwell Group. The NINE offers the best view of the field with the convenience of a private club.





HARD ROCK STADIUM MODERNIZATION

PHASE II

For the 2016 season, a state-of-the-art canopy was installed that keeps as many as 92 percent of fans in the shade and protected from the rain along with four giant high-definition video boards.

On Aug. 17, 2016, the Miami Dolphins christened the second phase of the renovation with a landmark 18-year naming rights agreement with Hard Rock International to name the newly renovated facility Hard Rock Stadium.

Video Boards

- Four 1,472-inch screens in each corner of the stadium for a total of 22,400 sq. ft. – the largest in the AFC East (compared to 12,000 total square footage in old stadium).
- A total of 18 million LEDs will showcase game day on the boards.
- High-definition picture positioned for easy sightlines for every fan.

Miami Dolphins
TOTAL: 22,400 SQ. FT.



NEW YORK JETS
TOTAL: 14,160 SQ. FT.



BUFFALO BILLS
TOTAL: 12,253 SQ. FT.



NEW ENGLAND PATRIOTS
TOTAL: 11,306 SQ. FT.



SHADE CANOPY

- Shades approximately 92 percent of fans (increase from 17 percent in old stadium).
- The shade canopy is approximately 626,000 square feet [14.37 acres] and is comprised of 17,000 tons of steel.
- Covering the remainder of the canopy area [94,000 square feet] immediately adjacent to the ocular over the field is a translucent material called ETFE. This material provides supplemental light in the bowl while reducing solar heat.
- Four spires rise an additional 200 feet above the roof surface achieving a total height of 357 feet from the ground. Several steel cables secured at the top of each spire will be extended to the roof to provide additional structural support. Cable diameters range between 3.5" to 5.5" in diameter.

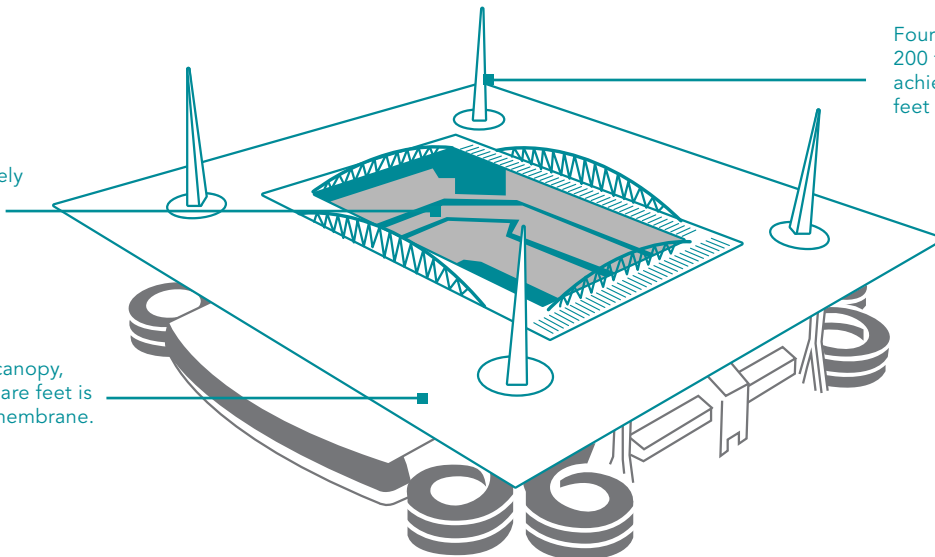
FIELD FACTS

- First team in the NFL to use Paspalum Platinum (shorter versions are Platinum TE or TE). The TE species works well in warm climates with growth not hindered in shade.
- Texture: Courser, thicker grass
- Feel: TE is thicker and lusher so there is a difference in feel and cushion in footing
- Sustainability: More shade tolerance
- Growth: TE grows aggressively and requires less nitrogen in the fertilizer than Bermuda.
- Color Variation: TE is a lighter green shade.

Shades approximately 92 percent of fans (increase from 17 percent currently).

The main area of canopy, some 530,000 square feet is a single ply TPO membrane.

Four Spires rise an additional 200 feet above the roof surface achieving a total height of 357 feet from the ground





HARD ROCK STADIUM MODERNIZATION

ALL NEW BANKUNITED CLUB LEVEL

The 2017 renovation brought additional luxury to the midsection of the stadium, renovating the BankUnited Club Level.

- Hard Rock Stadium's 147 suites were completely renovated during the 2016-2017 offseason. These suites offer luxury and comfort in the ultimate setting to watch any event.
- Suites vary in size from 10 seats up to 50 seats offering air conditioning and NFL Sunday Ticket, multi-feed sound systems, refrigerators, ice-makers and private telephone services.
- Suite attendants provide personal service in each suite during the games. Centerplate caters the suites with a wide-variety of food and beverages from which to choose.

New in 2017, Hard Rock Stadium features Theatre Boxes on the BankUnited Club Level. These 4-6 person individual boxes are located in a shared suite environment with inclusive food and beverage. Hard Rock Stadium also debuted four new corner clubs, – including the new UHealth, University of Miami Health System Cornerstone Club – giving suite members access to the corner's interior space and bar.



PHASE III

Unveiled in 2017 are remodeled, modernized suites throughout the stadium offering a more intimate club space on the BankUnited Club Level with improved amenities and food, as well as the addition of theatre boxes and four new corner clubs.

Phase III of the renovation brought new party terraces on the 300 level of Hard Rock Stadium. These party terraces have a bar that services guests on the concourse, as well as a double-sided bar with awesome views of the field. Each corner includes two semi-private spaces that each can hold up to 100 people – creating a new experience for a total of 800 guests per event. The Dolphins additionally have made a commitment to donate a party terrace of 100 military tickets each game to local troops serving our country.

Throughout Phase III of the renovation, the exterior of the facility saw enhancements in the redesign of the parking lots and landscaping.

A NEW LUXURY PARTNERSHIP

Hard Rock Stadium has attracted world-renowned iconic brands to the space, including a great partnership with Aston Martin Residences Miami. Luxury real estate company G&G Business Developments and the Miami Dolphins announced a long-term partnership to rename The NINE hosted by Aston Martin Residences at 300 Biscayne Boulevard Way.

During the Phase III renovations, The NINE also received new teak flooring, enhancing the most luxurious atmosphere in sports to create the feel of watching a game from the back of a yacht.





HARD ROCK STADIUM

2021

MIAMI-SOUTH FLORIDA AWARDED 2021 COLLEGE FOOTBALL PLAYOFF NATIONAL CHAMPIONSHIP

Miami Lakes, FL – Miami-South Florida has been announced as the site for the 2021 College Football Playoff National Championship, it was announced by the College Football Playoff.

This will be the community's first national championship game under the College Football Playoff, but its 21st overall. The 20 previous national championship games were hosted by the Orange Bowl Committee, most recently, the 2013 BCS National Championship Game between Alabama and Notre Dame.

The game will take place on January 11, 2021, at Hard Rock Stadium in Miami Gardens, Fla.


"We are honored to be selected to host 2021 College Football Playoff National Championship," said Michael B. Chavies, chairman of the 2021 CFPNCG Bid Committee. "This region is second to none as a venue for major sporting events and this announcement is a culmination of the efforts of many parties and the vast experience of all involved. We are thankful that the College Football Playoff valued everything that the area has to offer and awarded us this prestigious event."

"We are thrilled to be able to bring the national championship game back to this area," said Don Slesnick, president and chair of the Orange Bowl Committee. "While this was truly a collaborative effort of many entities, we felt that it was important for the Orange Bowl Committee to take the lead on putting this bid together as the organization that hosted the region's previous 20 national championships."

"We are excited that Hard Rock Stadium will play host to the biggest game in college football," said Tom Garfinkel, president and CEO of the Miami Dolphins. "Stephen Ross committed more than \$500 million to make this a global entertainment destination and we are thrilled about the opportunity to showcase our venue on this stage."

"We are impressed with the recent renovations to the stadium that has been host to so many significant college football games," said Bill Hancock, executive director of the CFP. "Of course, South Florida is a great destination, and the people from the Orange Bowl Committee have always been cordial and welcoming hosts."

The 2021 College Football Playoff National Championship will be the seventh under the College Football Playoff which began with the 2015 game in Arlington, Tex. Other sites have been Glendale, Ariz. in 2016 and Tampa Bay in 2017. The 2018 game will be in Atlanta, 2019 in Santa Clara, Calif., and 2020 in New Orleans.





MIAMI DOLPHINS IN THE COMMUNITY

MIAMI DOLPHINS COLLABORATE WITH FACEBOOK & ASBN TO LIVE STREAM HIGH SCHOOL FOOTBALL GAMES ACROSS MIAMI-DADE AND BROWARD COUNTIES

Miami, Fla. – The Miami Dolphins announced they are working with Facebook and ASBN to become the first NFL team to live stream high school football games on the social platform. The games, featuring teams from Miami-Dade and Broward counties, will be available to people on Watch, Facebook’s new platform for shows. Fans can add these games to their watchlist by following the [Miami Dolphins High School Live Show Page](#).

Prior to kickoff, the Dolphins also will stream “The Audible: Football Fridays,” a 30-minute program hosted by former Dolphins Kim Bokamper and Joe Rose. The social and interactive show promotes high school football in both counties, talks about the upcoming Dolphins game and is available on Facebook, Periscope and YouTube. The show’s earlier announced slate of games now features five rescheduled matchups due to Hurricane Irma.

The first streamed contest featured Deerfield Beach High School vs. St. Thomas Aquinas High School on Friday, Oct. 6 at 7 p.m. ET. Those tuning into the broadcast will hear analysis and discussion from correspondents and audience interaction will be encouraged via live chats.

“By working with Facebook and ASBN, the Miami Dolphins are once again proving to be innovative adaptors by bringing football and technology together,” Miami Dolphins Senior Vice President of Communications & Community Affairs Jason Jenkins said. “This program will further our mission of celebrating youth football in South Florida and now bring the stories of these coaches, players and teams to a national audience.”

MIAMI DOLPHINS HIGH SCHOOL LIVE & “THE AUDIBLE: FOOTBALL FRIDAYS” SCHEDULE

DATE	TIME	GAME	LOCATION
10/6	7 p.m.	Deerfield Beach at St. Thomas Aquinas	St. Thomas Aquinas
10/13	7 p.m.	American Heritage at Cardinal Gibbons	Cardinal Gibbons
10/20	7 p.m.	Miami Northwestern vs. Miami Central	Traz Powell Stadium
10/27	7 p.m.	Miramar at Western	Western
11/3	7 p.m.	Miramar at St. Thomas Aquinas	St. Thomas Aquinas



Joe Rose and Kim Bokamper host The Audible: Football Friday and were joined by Dolphins CB Jordan Lucas and SVP of Alumni Relations and Dolphins alumni Nat Moore



MIAMI DOLPHINS IN THE COMMUNITY

MIAMI DOLPHINS AND ROSS INITIATIVE IN SPORTS FOR EQUALITY (RISE) ANNOUNCE YOUTH PROGRAMS WEEK 10 AWARD WINNERS

Miami – The Miami Dolphins and the Ross Initiative in Sports for Equality (RISE) announced their Week 10 award winners in a program designed to recognize the members of the community who have demonstrated their commitment to being leaders on and off the field.

Each week, the Dolphins identify a high school coach of the week, high school player of the week, youth player of the week and team mom of the week. Award recipients are presented with a plaque on the field during a Dolphins home game at Hard Rock Stadium and receive acknowledgement of their accomplishment in the game program and through the Dolphins’ and RISE’s social media platforms. They also receive tickets to a Miami Dolphins home game, access to the Dolphins/RISE pregame tailgate and a Dolphins/RISE T-shirt. For each home game, the Dolphins identify a team of the week and they will be on the field during the national anthem. The program concludes at the Dolphins-Patriots game on December 11 where the Dolphins will honor yearly award winners in all categories with the exception of the team of the year.



Youth Player of the Week Gary Hadley (Pompano Eagles Mitey Mites)

Week 10 Winners:

- High School Coach of the Week: AJ Scott from Miramar High School. The Patriots (9-1) leap frogged Deerfield Beach and earned a No. 1 seed in this coming week’s 8A State Playoff by taking down three time state champion St. Thomas Aquinas 44-27. The Patriot’s defense forced five turnovers in the game.
- High School Player of the Week: Jatarie Washington from Pahokee High School. Washington rushed 27 times for 201 yards and four touchdowns in a thrilling 33-27 overtime win against Glades Central in the Muck Bowl. The Blue Devils are a No. 1 seed going into the 1A State Playoff next week.
- Youth Player of the Week: Gary Hadley from the Pompano Eagles Mitey Mites of the Gold Coast Pop Warner Football League. Hadley had 134 yards rushing, 64 yards passing and scored three touchdowns in the Eagles victory over the Parkland Rangers. Hadley also is a straight-A student.
- Team Mom of the Week: Tranee Fields from the East Boynton Wildcats 11U of the Florida Youth Football League. Fields has been the team mom for the past three years. As a team mom, she goes above and beyond her duties. Fields makes sure all of the players’ paperwork is signed and submitted in a timely manner and keeps close communication with all the parents, helping bridge the gap between the parents and coaches. At the start of each week, she communicates all game information and on game day before any player gets dressed or takes the field, she makes sure they have their proper equipment. Fields also assigns the water boys, ball boys and she makes sure that all the coaches have their team identification badges on before they take the field. She also has taken on the responsibility of issuing all game uniforms and makes sure that every player returns their uniform immediately after the game. Fields’ passion for her players and coaches is unmatched and she is the reason why her park is so successful.



(L-R) Pahokee HS Resource Officer James Carney, HSPOW Jatarie Washington, Dolphins Youth Programs Manager Troy Drayton



(L-R) Miramar HS Assistant Head Coach Costello Guyton and High School Coach of the Week AJ Scott



Team Mom of the Week Tranee Fields (East Boynton Wildcats 11U)



DOLPHINS RADIO

CEFALO, GRIESE, ROSE AND BOKAMPER RETURN ON MIAMI DOLPHINS RADIO NETWORK IN 2017

On May 19, 2016, the Miami Dolphins announced a multi-year radio broadcast rights partnership with Miami's Sportsradio 560 WQAM, with the station becoming the official English flagship radio partner of the franchise. In addition, all Dolphins games are simulcast on KISS 99.9 FM "South Florida's NEW Country" and feature expanded pre-, halftime and postgame shows. The games also can be heard on Dolphins.com and throughout South and Central Florida on a variety of stations that make up the Miami Dolphins Radio Network.

The Dolphins previously had their games broadcast on Miami's Sportsradio 560 WQAM during the 1997-2004 and 2007-09 seasons.



As part of the agreement, Sportsradio 560 WQAM has the English radio broadcast rights for all preseason, regular season and playoff games. Dolphins fans who tune into Miami's Sportsradio 560 WQAM have the opportunity to listen to live broadcasts of Head Coach Adam Gase's day-after-game press conferences and "Dolphins Friday," a day of Dolphins-centric content on the station featuring interviews with players, coaches and team executives. Additionally, CBS Radio Miami promotes Miami Dolphins Foundation and community initiatives across multiple platforms.



Bob Griese, Joe Rose and Jimmy Cefalo



The preseason English radio broadcast team on Sportsradio 560 WQAM consists of three Dolphins alumni in the booth. Former wide receiver Jimmy Cefalo handles the play-by-play duties with former tight end Joe Rose and, for select games, former Hall of Fame defensive end Jason Taylor providing the game analysis. During the regular season, Cefalo and Rose are joined by former Hall of Fame quarterback Bob Griese serving as an analyst with former Dolphins Pro Bowl linebacker/defensive end Kim Bokamper reporting from the sidelines.



Univision Deportes Radio 1140 AM is the Dolphins official Spanish radio broadcast partner for all preseason, regular season and playoff games. Raul Striker Jr. handles play-by-play duties with Eduardo Martell as a color analyst. WQBA 1140 AM additionally airs a pregame show and postgame show.

The following is a list of radio stations on The Miami Dolphins Radio Network in 2017 (as of printing):

2017 MIAMI DOLPHINS RADIO NETWORKS

LOCATION	NETWORK	LOCATION	NETWORK
Fort Lauderdale	WQAM 560 AM	Miami	KISS 99.9 FM
Fort Lauderdale	KISS 99.9 FM	Miami	WQBA 1140 AM
Fort Lauderdale (Spanish)	WQBA 1140 AM	Orlando	ESPN 580 AM
Fort Myers	WRXK 96.1 FM	Port St. Lucie	WPSL AM 1590
Key West	WKWF 1600 AM	West Palm Beach	ESPN 106.3 FM
Miami	WQAM 560 AM	West Palm Beach	ESPN Deportes 760 AM (Spanish)
Miami	WQAM 560 AM	West Palm Beach	ESPN Deportes 760 AM (Spanish)



HALL OF FAME DEFENSIVE END/LINEBACKER JASON TAYLOR

Defensive end Jason Taylor was elected to the Pro Football Hall of Fame on Feb. 4, 2017 and inducted into the Hall of Fame on Aug. 5, 2017.

JASON TAYLOR BY THE NUMBERS

- 2** One of two Dolphins defenders to be elected to the Hall of Fame, joining Nick Buoniconti.
- 3** First-team All-Pro selections (2000, 2002, 2006). He also earned a second-team All-Pro selection in 2001.
- 5** One of five Dolphins to be elected to the Hall of Fame in his first year of eligibility, joining Don Shula, Dan Marino, Jim Langer and Paul Warfield.
- 6** Pro Bowl selections in his career (2000, 2002, 2004-07).
- 6** Number of double-digit sack seasons in his 15-year NFL career.
- 9** Touchdowns scored in his career - all with Miami. Six were scored via fumble return and the other three were on interception returns. It's the highest number of touchdowns in NFL history by a player who was primarily a defensive lineman or linebacker.
- 10** One of 10 defensive linemen to ever be elected to the Hall of Fame in his first year of eligibility, joining Joe Greene, Deacon Jones, Bob Lilly, Gino Marchetti, Merlin Olsen, Warren Sapp, Bruce Smith, Randy White and Reggie White.
- 11.5** The most number of career sacks he had on an individual quarterback, New England's Tom Brady.
- 26** Number of multi-sack games in his 15-year NFL career.
- 29** Number of opponent fumble recoveries in his career, tying the NFL record with Jim Marshall.
- 30** Total number of teams he recorded at least 0.5 sack against in his career. The only two teams he didn't record a sack against were Kansas City and the New York Giants.
- 70** Total number of different quarterbacks that he sacked in his 15-year NFL career.
- 99** Total passes defended, the most by an NFL defensive lineman since the stat became official in 1994.
- 139.5** Total number of sacks in his 15-year NFL career, which is a Dolphins team record and ranks No. 7 in NFL history.
- 2006** The year he won the NFL's Defensive Player of the Year award when he recorded 13.5 sacks, nine forced fumbles, two fumble recoveries and two interceptions.
- 2007** The year he won the NFL's Walter Payton Man of the Year Award, the only league honor that recognizes both on-field and off-field contributions.





DEPTH CHART

OFFENSE

POS	NO	NAME (GP/GS)	NO	NAME (GP/GS)	NO	NAME (GP/GS)	NO	NAME (GP/GS)
WR	10	Kenny Stills (9/9)	88	Leonte Carroo (9/0)				
LT	67	Laremy Tunsil (9/9)	79	Sam Young (3/0)				
LG	62	Ted Larsen (1/1)						
C	51	Mike Pouncey (9/9)	64	Jake Brendel (9/0)				
RG	74	Jermon Bushrod (9/9)	68	Isaac Asiata (0/0)				
RT	77	Jesse Davis (9/3)	71	Zach Sterup (0/0)				
TE	89	Julius Thomas (9/8)	80	Anthony Fasano (9/5)	48	MarQueis Gray (9/0)		
QB	6	Jay Cutler (8/8)	8	Matt Moore (2/1)	9	David Fales (0/0)		
RB	26	D. Williams (9/2) - OR -	32	Kenyan Drake (9/0)	34	Senorise Perry (9/0)		
WR	14	Jarvis Landry (9/9)	87	Rashawn Scott (0/0)				
WR	11	DeVante Parker (6/5)	19	Jakeem Grant (9/0)				

DEFENSE

POS	NO	NAME (GP/GS)	NO	NAME (GP/GS)	NO	NAME (GP/GS)	NO	NAME (GP/GS)
DE	50	Andre Branch (8/8)	90	<u>Charles Harris (9/1)</u>	78	Terrence Fede (9/0)		
DT	93	Ndamukong Suh (9/9)	56	<u>Davon Godchaux (9/5)</u>				
DT	97	Jordan Phillips (6/4)	96	<u>Vincent Taylor (7/0)</u>				
DE	91	Cameron Wake (9/9)	95	William Hayes (9/0)				
LB	47	Kiko Alonso (9/9)	44	Stephone Anthony (1/0)				
LB	58	Rey Mauluga (6/4)	45	Mike Hull (9/3)				
LB	94	Lawrence Timmons (7/7)	59	<u>Chase Allen (9/1)</u>				
CB	<u>30</u>	<u>Cordrea Tankersley (7/7)</u>	28	Bobby McCain (9/3)	35	Walt Aikens (9/0)		
CB	25	Xavien Howard (9/9)	42	Alterraun Verner (9/0)	<u>33</u>	<u>Torry McTyer (3/0)</u>		
S	20	Reshad Jones (9/9)	31	Michael Thomas (9/1)	21	Jordan Lucas (5/0)		
S	22	T.J. McDonald (1/1)	27	Maurice Smith (5/0)				



SPECIAL TEAMS

POS	NO	NAME (GP/GS)	NO	NAME (GP/GS)	NO	NAME (GP/GS)	NO	NAME (GP/GS)
K	1	Cody Parkey (9/0)						
P	<u>16</u>	<u>Matt Haack (9/0)</u>						
KO	1	Cody Parkey (9/0)	<u>16</u>	<u>Matt Haack (9/0)</u>				
H	<u>16</u>	<u>Matt Haack (9/0)</u>						
LS	92	John Denney (9/0)						
KOR	19	Jakeem Grant (9/0)	32	Kenyan Drake (9/0)	26	Damien Williams (9/0)	34	Senorise Perry (9/0)
PR	19	Jakeem Grant (9/0)	32	Kenyan Drake (9/0)				

*Underlined players are rookies
* Did not play last week due to injury*



PROJECTED CONTRIBUTORS: OFFENSE

QB 6		JAY CUTLER 6-3 231 VANDERBILT <ul style="list-style-type: none"> • LAST GAME: at Carolina (11/13): 22-of-37 (59.5 pct.) for 213 yds, 2 TDs. • Has 23 fourth-quarterback comebacks in his career, including two this yr. • Posted a QB rating of 80+ in each of his past three games. • His 218 career TD passes are ninth among active NFL quarterbacks. 	MATT MOORE 6-3 219 QB 8 <ul style="list-style-type: none"> • Combined with Jay Cutler in Week 6 vs. NYJ to become first pair of Dolphins QBs to throw 2+ TDs each in same game since 12/19/93. • Second in NFL with 118.8 passer rating in the red zone in 2016 (min. 6 attempts). 	
RB 26		DAMIEN WILLIAMS 5-11 224 OKLAHOMA <ul style="list-style-type: none"> • LAST GAME: at Carolina (11/13): 9 att. for 19 yds. and 2 rec. for 20 yds. • Made first career start in Week 9 and scored on 10 yd. receiving TD. • Has more receiving yards (695) than rushing yards (361) in his career. • Signed by Miami as an undrafted college free agent in 2014. 	SENORISE PERRY 6-0 210 RB 34 <ul style="list-style-type: none"> • Partially blocked a punt in the season opener at L.A. Chargers. • Spent 11 games on Dolphins practice squad in 2016. • Has 15 career special teams tackles. 	
RB 32		KENYAN DRAKE 6-1 211 ALABAMA <ul style="list-style-type: none"> • LAST GAME: at Carolina (11/13): 7 att. for 82 yds. & 1 TD, 2 rec. for 20 yds. • Has set career highs in rushing in each of the past two weeks (69 in Week 9 and 82 in Week 10). • Had a 66-yard TD run last week, the team's longest play this year. 	LEONTE CARROO 6-1 215 WR 88 <ul style="list-style-type: none"> • Set career highs in Week 8 with six receptions for 48 yards (8.0 avg.). • Caught first career touchdown on a 15-yard reception vs. San Francisco on 11/27/16. • Selected in the third round of the 2016 NFL draft. 	
WR 14		JARVIS LANDRY 5-11 208 LSU <ul style="list-style-type: none"> • LAST GAME: at Carolina (11/13): 5 rec. for 42 yds. (8.4 avg.), 1 TD. • Has 349 career receptions, most in NFL history in first four years of a career. • Leads the NFL with 61 receptions this season. • Is one of six Dolphins to ever post back-to-back 1,000-yard receiving seasons. 	JAKEEM GRANT 5-7 169 WR 19 <ul style="list-style-type: none"> • Caught four passes for 141 yds. (35.3 avg.) including a 65-yard TD in final preseason game at Minnesota (8/31). • Shifted from slot to outside receiver in 2017. • Recorded the first three catches of his career this year. 	
WR 10		KENNY STILL 6-1 196 OKLAHOMA <ul style="list-style-type: none"> • LAST GAME: at Carolina (11/13): 5 rec. for 67 yds. (13.4 avg.). • Second on team with four receiving TDs and had two in Week 6 vs. N.Y. Jets. • Set a new career high with nine touchdowns last season. • Fourth in the NFL with a 16.0 receiving avg. since 2013. 	ANTHONY FASANO 6-4 258 TE 80 <ul style="list-style-type: none"> • Among all-time Dolphins tight ends leaders, he is second in TDs (24), third in receptions (184) and third in receiving yds. (2,149). • Started 81 games in 5 seasons with Miami (2008-12, 2017). • Played in 47 consecutive games dating back to 2014. 	
WR 11		DeVANTE PARKER 6-3 212 LOUISVILLE <ul style="list-style-type: none"> • LAST GAME: at Carolina (11/13): 6 rec. for 66 yds. (11.0 avg.) • Is third on the team with 378 receiving yards in just six games. • Has 56 rec. for 716 yards (12.8 avg.) and 4 TDs in past 12 reg. season gms. • Averages 14.4 yards per reception during his career. 	MARQUEIS GRAY 6-4 263 TE 48 <ul style="list-style-type: none"> • Recorded his first pass attempt in Week 5 and first rushing attempt since 2013 in Week 9. • Has played in 54 career games with 14 starts for Cleveland (2013), Minnesota (2014), Buffalo (2014-15) and Miami (2016-17). 	
TE 89		JULIUS THOMAS 6-5 262 PORTLAND STATE <ul style="list-style-type: none"> • LAST GAME: at Carolina (11/13): 2 rec. for 8 yds. (4.0 avg.), 1 TD. • Is tied for second among tight ends with 35 TD receptions since 2013. • Has caught a pass in all 30 games he's played from 2015-17. • Caught TD passes in two straight games entering this week. 	SAM YOUNG 6-8 306 T 79 <ul style="list-style-type: none"> • Spent the past two seasons (2016-17) as Miami's "swing tackle." • Played in 3 games this season. • Appeared in 8 contests with 1 start at left tackle in 2016. • Played in 69 career games with 14 starts. 	
LT 67		LAREMY TUNSIL 6-5 318 MISSISSIPPI <ul style="list-style-type: none"> • LAST GAME: at Carolina (11/13): Started at left tackle. • Became first player in team history to start at least one game at both guard and tackle in his rookie season in 2016. • Allowed just 1.5 sacks in 14 games as a rookie in 2016. 	JAKE BRENDEL 6-4 299 C 64 <ul style="list-style-type: none"> • Has played in all nine games this season. • Second-year player who appeared in one game in 2016. • Went undrafted in 2016 from UCLA, where he became the school's all-time leader in games started (52). 	
LG 62		TED LARSEN 6-3 320 NC STATE <ul style="list-style-type: none"> • LAST GAME: at Carolina (11/13): Started at left guard. • Made his Dolphins debut last week after returning from injured reserve. • An 8-year NFL veteran who has played in 103 career games with 66 starts. • Signed as an unrestricted free agent on March 10, 2017. 		
C 51		MIKE POUNCEY 6-5 298 FLORIDA <ul style="list-style-type: none"> • LAST GAME: at Carolina (11/13): Started at center. • Team is 8-6 in the 14 games he has played since start of the 2016 season. • Has not allowed a full sack since Sept. 27, 2015 – a span of 25 games. • Three-time Pro Bowl selection (2013-15) 		
RG 74		JERMON BUSHROD 6-5 318 TOWSON <ul style="list-style-type: none"> • LAST GAME: at Carolina (11/13): Started at right guard. • Played in 133 career games with 121 starts. • Allowed four penalties and no sacks in his past 11 games. • Two-time Pro Bowl selection (2011 and 2012). 		
RT 77		JESSE DAVIS 6-6 321 IDAHO <ul style="list-style-type: none"> • LAST GAME: at Carolina (11/13): Started at right tackle • Moved to right tackle in Week 10 after Ja'Wuan James' injury. • Started at left guard in Week 8, his first NFL start. • Spent time on practice squads with Miami and the N.Y. Jets in 2016. 		



PROJECTED CONTRIBUTORS: DEFENSE

DE 91



CAMERON WAKE | 6-3 | 263 | PENN STATE

- **LAST GAME:** at Carolina (11/13): 1 assisted tackle.
- Second in Dolphins history with 87.5 career sacks.
- Since Week 6 of 2016, he is fourth in the NFL in sacks (16.5).
- Five-time Pro Bowl selection (2010, 2012-14, 2016).

DT 93



NDAMUKONG SUH | 6-4 | 305 | NEBRASKA

- **LAST GAME:** at Carolina (11/13): 3 assisted tackles.
- Second-most sacks by an NFL defensive tackle since 2010 (50.5).
- Leads all defensive tackles with 398 total tackles since 2010.
- Five-time Pro Bowl selection (2010, 2012-14, 2016).

DT 97



JORDAN PHILLIPS | 6-6 | 335 | OKLAHOMA

- **LAST GAME:** at Carolina (11/13): Played but did not record stats.
- Played a pivotal role on four turnovers or scoring plays last year, providing pressure on a Steelers interception, causing havoc on a Seahawks fumble, blocking an Arizona PAT and recording an interception vs. the N.Y. Jets.

DE 50



ANDRE BRANCH | 6-5 | 263 | CLEMSON

- **LAST GAME:** at Carolina (11/13): 2 tackles (1 solo), 1 QBH.
- Has 53 tackles (32 solo), 7.5 sacks, 16 QBHs, 1 FF and 10 TFLs since being inserted as a starter in Week 6 last year.
- Set a career high with 49 tackles (27 solo) in 2016.

LB 47



KIKO ALONSO | 6-3 | 239 | OREGON

- **LAST GAME:** at Carolina (11/13): 8 tackles (2 solo).
- Has forced two fumbles this season, both of which the Dolphins recovered.
- Ninth in the AFC with 115 total tackles (69 solo) in 2016.
- Moved from middle linebacker to outside linebacker in 2017.

LB 58



REY MAUALUGA | 6-2 | 258 | USC

- **LAST GAME:** at Carolina (11/13): 7 tackles (2 solo).
- Made his Dolphins debut in Week 5 after signing with the team on 8/19.
- Played in 120 career games with 109 starts.
- Recorded career totals of 603 tackles, 4 sacks, 7 interceptions and 6 FFs.

LB 94



LAWRENCE TIMMONS | 6-1 | 242 | FLORIDA STATE

- **LAST GAME:** at Carolina (11/13): 8 tackles (2 solo), 1 QBH.
- Leads team with 49 tackles (34 solo) since he began playing in Week 4.
- Recorded the 1,000th tackle of his career last week at Carolina.
- One Pro Bowl selection (2014).

CB 30



CORDREA TANKERSLEY | 6-1 | 196 | CLEMSON

- **LAST GAME:** at Carolina (11/13): 6 tackles (5 solo).
- Leads team with five passes defensed.
- Deflected QB Matt Ryan's pass that resulted in game-ending interception by S Reshad Jones in Week 6 win at Atlanta.

CB 25



XAVIEN HOWARD | 6-1 | 198 | BAYLOR

- **LAST GAME:** at Carolina (11/13): 3 solo tackles.
- Has started all nine games at cornerback this year.
- Recorded first career interception in the 2016 AFC Wild Card game at Pittsburgh.

S 20



RESHAD JONES | 6-1 | 223 | GEORGIA

- **LAST GAME:** at Carolina (11/13): 7 tackles (4 solo).
- Only safety in the NFL with 60+ tackles (62) and 2+ INTs (2) this year.
- Sealed win with game-ending interception of QB Matt Ryan in Week 6.
- One Pro Bowl selection (2015).

S 22



T.J. McDONALD | 6-2 | 223 | USC

- **LAST GAME:** at Carolina (11/13): 9 tackles (7 solo).
- Made Dolphins debut last week at Carolina and led the team with 9 tackles (7 solo) in the game.
- Started 53 games in four seasons (2013-16) with the Rams.

WILLIAM HAYES | 6-3 | 278

DE 95



- Among active NFL defensive linemen, ranks No. 7 in stuffs (47.5), tied for No. 17 in games played (133) and No. 18 in tackles (329).
- Started 25 games in 2015-16 with the Rams.
- Acquired in a trade with L.A. Rams on 3/10.

CHARLES HARRIS | 6-3 | 250

DT 90



- Recorded his first career sack on critical third down in the fourth quarter of Week 5 win vs. Tennessee.
- Had a pass defensed last week at Carolina.
- First-round draft pick (22nd overall) out of Missouri.

DAVON GODCHAUX | 6-3 | 305

DE 56



- Forced the first fumble of his career in Week 5 vs. Tennessee.
- 2017 fifth-round pick who played in 37 collegiate games with 34 starts and recorded 145 tackles (51 solo), 12.5 sacks and two FFs at LSU.

MIKE HULL | 6-0 | 232

LB 45



- Started the first three games of the season.
- Totaled 19 tackles (12 solo) in his three starts, which led the team in that span.
- Tied for 2nd on team with five special teams tackles this year.

CHASE ALLEN | 6-3 | 250


LB 59



- First Dolphins rookie free agent to start season opener since 1970 (LB Doug Swift) and one of three to start season openers in NFL this year.
- Was a three-year starter at Southern Illinois (2013-16).

ALTERRAUN VERNER | 5-10 | 187

CB 42



- Signed by the Dolphins on 7/25/17.
- Played in 119 career games with 70 starts for Tennessee (2010-13), Tampa Bay (2014-16) and Miami (2017).
- Selected to the Pro Bowl following the 2013 season.

BOBBY McCAIN | 5-11 | 192

CB 28



- Picked off N.Y. Jets QB Josh McCown with 47 seconds left in Week 7 to set up game-winning field goal.
- Primarily a nickel/slot cornerback.
- Played in all 41 games of his NFL career with 15 starts.

MICHAEL THOMAS | 5-11 | 195

S 31



- Leads the NFL with 51 special teams tackles since 2014.
- Leads team with eight special teams stops.
- Tied for the NFL lead with 19 special teams tackles in 2016.



2017 MIAMI DOLPHINS TRANSACTIONS (as of November 13, 2017)

DATE	POS.	PLAYER/COACH	TRANSACTION	DATE	POS.	PLAYER/COACH	TRANSACTION
January 10	LB	Lamin Barrow	Signed to futures contract	May 5	DE	Cameron Malveaux	Signed as Undrafted College Free Agent
January 10	CB	Daniel Davie	Signed to futures contract	May 5	DE	Praise Martin-Oguike	Signed as Undrafted College Free Agent
January 10	G/T	Jesse Davis	Signed to futures contract	May 5	CB	Torry McTyer	Signed as Undrafted College Free Agent
January 10	QB	Brandon Doughty	Signed to futures contract	May 5	WR	Drew Morgan	Signed as Undrafted College Free Agent
January 10	RB	Storm Johnson	Signed to futures contract	May 5	WR	Francis Owusu	Signed as Undrafted College Free Agent
January 10	LB	Deon Lacey	Signed to futures contract	May 5	DE	Joby Saint Fleur	Signed as Undrafted College Free Agent
January 10	DE	Arthur Miley	Signed to futures contract	May 5	RB	De'Veon Smith	Signed as Undrafted College Free Agent
January 10	TE	Chris Pantale	Signed to futures contract	May 5	T	Eric Smith	Signed as Undrafted College Free Agent
January 10	RB	Senorise Perry	Signed to futures contract	May 5	S	Maurice Smith	Signed as Undrafted College Free Agent
January 10	T	Terry Poole	Signed to futures contract	May 5	WR	Damore'ea Stringfellow	Signed as Undrafted College Free Agent
January 10	DE	Julius Warmlesley	Signed to futures contract	May 5	LB	Raekwon McMillan	Signed (D2, '17)
January 10	LB	Brandon Watts	Signed to futures contract	May 5	CB	Cordrea Tankersley	Signed (D3, '17)
January 12	DT	Lawrence Okoye	Signed to futures contract	May 5	G	Isaac Asiata	Signed (D5a, '17)
January 12		Matt Burke	Named Defensive Coordinator	May 5	DT	Vincent Taylor	Signed (D6, '17)
January 19		Darren Rizzi	Promoted to Associate Head Coach/Sp. Teams Coord.	May 5	WR	Isaiah Ford	Signed (D7, '17)
January 19		Chris Kuper	Promoted to Assistant Offensive Line Coach	May 11	RB	Damien Williams	Signed Restricted Free Agent Tender
January 19		Frank Bush	Named Assistant Head Coach/Linebackers Coach	May 16	DT	Davon Godchaux	Signed (D5b, '17)
February 10		Josh Grizzard	Named Offensive Quality Control	May 24	DE	Charles Harris	Signed (D1, '17)
February 10		Andre Carter	Named Assistant Defensive Line Coach	June 8	WR	Mitch Mathews	Signed as FA
February 10		Chris Foerster	Promoted to Run Game Coord./Offensive Line Coach	July 21	RB	De'Veon Smith	Placed on Active/Physically Unable to Perform List
February 16	DE	Mario Williams	Released	July 21	T	Eric Smith	Placed on Active/Physically Unable to Perform List
February 16	DT	Earl Mitchell	Released	July 25	CB	Alterraun Verner	Signed as FA
February 16	CB	Ifo Ekpre-Olomu	Waived	July 25	LB	Koa Misi	Placed on Reserve/Injured List
February 18	DE	Cameron Wake	Signed Contract Extension	July 27	WR	Rashawn Scott	Placed on Active/Physically Unable to Perform List
February 21	LS	Winston Chapman	Signed as FA	July 27	S	Reshad Jones	Placed on Active/Non-Football Injury List
March 8	CB	Lafayette Pitts	Placed Exclusive Rights Tender	July 27	T	Avery Young	Placed on Active/Non-Football Injury List
March 8	C/G	Anthony Steen	Placed Exclusive Rights Tender	July 27	RB	De'Veon Smith	Activated from Active/Physically Unable to Perform List
March 8	LB	Mike Hull	Placed Exclusive Rights Tender	July 27	T	Eric Smith	Activated from Active/Physically Unable to Perform List
March 8	TE	Thomas Duarte	Placed Exclusive Rights Tender	July 30	WR	Jordan Westerkamp	Signed as FA
March 8	WR	Kenny Stills	Re-Signed	July 30	LB	Lamin Barrow	Waived/Injured
March 9	LB	Kiko Alonso	Placed First Round Restricted Free Agent Tender	Aug. 2	S	Reshad Jones	Activated from Active/Non-Football Injury List
March 9	RB	Damien Williams	Placed Original Round Restricted Free Agents Tender	Aug. 4	T	Kwayde Miller	Signed as FA
March 9	S	Michael Thomas	Placed Original Round Restricted Free Agents Tender	Aug. 4	T	Avery Young	Activated from Active/Non-Football Injury List
March 9	DE	Nick Williams	Restructured Contract	Aug. 5	T	Terry Poole	Waived
March 9	TE	Julius Thomas	Acquired by Miami in Trade (Jax.)	Aug. 5	G	Isame Faciane	Signed as FA
March 9	T	Branden Albert	Traded (Jax.)	Aug. 7	QB	Jay Cutler	Signed as FA
March 9	TE	Anthony Fasano	Signed as UFA (Ten.)	Aug. 7	DE	Arthur Miley	Waived
March 9	S	Reshad Jones	Signed Contract Extension	Aug. 12	LB	Junior Sylvestre	Signed as FA
March 10	DE	Andre Branch	Re-Signed	Aug. 12	QB	Ryan Tannehill	Placed on Reserve/Injured List
March 10	LS	John Denney	Re-Signed	Aug. 15	WR	Trey Griffey	Signed as FA
March 10	S	Isa Abdul-Quddus	Waived/Failed Physical	Aug. 15	T	Sean Hickey	Signed as FA
March 10	LB	Lawrence Timmons	Signed as UFA (Pit.)	Aug. 15	WR	Rashad Lawrence	Signed as FA
March 10	S	Nate Allen	Signed as UFA (Oak.)	Aug. 15	T	Kwayde Miller	Waived
March 10	DE	William Hayes	Acquired by Miami in Trade (LAR)	Aug. 15	WR	Francis Owusu	Waived/Injured
March 10	C/G	Ted Larsen	Signed as UFA (Chi.)	Aug. 15	WR	Jordan Westerkamp	Waived/Injury Settlement
March 16	G/T	Jermon Bushrod	Re-Signed	Aug. 18	WR	Isaiah Ford	Waived/Injured
March 21	LB	Kiko Alonso	Signed Contract Extension	Aug. 18	WR	Francis Owusu	Waived/Injury Settlement
March 22	T	Avery Young	Signed as FA	Aug. 19	LB	Rey Maualuga	Signed as FA
March 22	CB	Daniel Davie	Waived/Non-Football Injury	Aug. 26	C/G	Kraig Urbik	Released/Injury Settlement
March 31	S	T.J. McDonald	Signed as UFA (LAR)	Sept. 2	S	T.J. McDonald	Signed contract extension
March 31	DE	Dion Jordan	Waived/Failed Physical	Sept. 2	CB	Tony Lippett	Placed on Reserve/Injured List
April 5	QB	David Fales	Signed as FA	Sept. 2	LB	Raekwon McMillan	Placed on Reserve/Injured List
April 13	TE	Thomas Duarte	Signed Exclusive Rights Tender	Sept. 2	S	T.J. McDonald	Placed on Reserve/Suspended List
April 13	CB	Lafayette Pitts	Signed Exclusive Rights Tender	Sept. 2	WR	Rashawn Scott	Placed on Reserve/Physically Unable to Perform List
April 17	LB	Mike Hull	Signed Exclusive Rights Tender	Sept. 2	DE	Nick Williams	Released
April 17	C/G	Anthony Steen	Signed Exclusive Rights Tender	Sept. 2	T	Sam Young	Released
April 17	S	Michael Thomas	Signed Restricted Free Agent Tender	Sept. 2	LB	Neville Hewitt	Waived/Injured
April 27	DE	Charles Harris	Selected in NFL draft - D1, '17	Sept. 2	LB	Brandon Watts	Waived/Injured
April 28	LB	Raekwon McMillan	Selected in NFL draft - D2, '17	Sept. 2	LS	Winston Chapman	Waived
April 28	CB	Cordrea Tankersley	Selected in NFL draft - D3, '17	Sept. 2	P	Matt Darr	Waived
April 29	G	Isaac Asiata	Selected in NFL draft - D5a, '17	Sept. 2	QB	Brandon Doughty	Waived
April 29	DT	Davon Godchaux	Selected in NFL draft - D5b, '17	Sept. 2	TE	Thomas Duarte	Waived
April 29	DT	Vincent Taylor	Selected in NFL draft - D6, '17	Sept. 2	G	Isame Faciane	Waived
April 29	WR	Isaiah Ford	Selected in NFL draft - D7, '17	Sept. 2	QB	David Fales	Waived
May 1	T	Ja'Wuan James	Team Exercises Fifth-Year Option	Sept. 2	WR	Trey Griffey	Waived
May 5	LB	Chase Allen	Signed as Undrafted College Free Agent	Sept. 2	S	A.J. Hendy	Waived
May 5	P	Matt Haack	Signed as Undrafted College Free Agent	Sept. 2	T	Sean Hickey	Waived
May 5	CB	Larry Hope	Signed as Undrafted College Free Agent	Sept. 2	CB	Larry Hope	Waived
May 5	WR	Malcolm Lewis	Signed as Undrafted College Free Agent	Sept. 2	RB	Storm Johnson	Waived



2017 MIAMI DOLPHINS TRANSACTIONS (as of November 13, 2017)

DATE	POS.	PLAYER/COACH	TRANSACTION
Sept. 2	LB	Deon Lacey	Waived
Sept. 2	WR	Rashad Lawrence	Waived
Sept. 2	WR	Malcolm Lewis	Waived
Sept. 2	CB	Jordan Lucas	Waived
Sept. 2	DE	Cameron Malveaux	Waived
Sept. 2	DE	Praise Martin-Oguike	Waived
Sept. 2	WR	Mitch Mathews	Waived
Sept. 2	WR	Drew Morgan	Waived
Sept. 2	DT	Lawrence Okoye	Waived
Sept. 2	TE	Chris Pantale	Waived
Sept. 2	CB	Lafayette Pitts	Waived
Sept. 2	DE	Joby Saint Fleur	Waived
Sept. 2	RB	De'Veon Smith	Waived
Sept. 2	WR	Damore'ea Stringellow	Waived
Sept. 2	LB	Junior Sylvestre	Waived
Sept. 2	DE	Julius Warmesley	Waived
Sept. 2	T	Avery Young	Waived
Sept. 3	K	Cody Parkey	Acquired from waivers (Cle.)
Sept. 3	LB	Justin March-Lillard	Acquired from waivers (K.C.)
Sept. 3	K	Andrew Franks	Waived
Sept. 3	LB	Trevor Reilly	Waived
Sept. 3	QB	Brandon Doughty	Signed to practice squad
Sept. 3	TE	Thomas Duarte	Signed to practice squad
Sept. 3	T	Sean Hickey	Signed to practice squad
Sept. 3	WR	Malcolm Lewis	Signed to practice squad
Sept. 3	CB	Jordan Lucas	Signed to practice squad
Sept. 3	DE	Cameron Malveaux	Signed to practice squad
Sept. 3	WR	Drew Morgan	Signed to practice squad
Sept. 3	RB	De'Veon Smith	Signed to practice squad
Sept. 4	C/G	Ted Larsen	Placed on Reserve/Injured List
Sept. 4	T	Sam Young	Signed as FA
Sept. 4	DT	Gabe Wright	Signed to practice squad
Sept. 4	LB	Trevor Reilly	Signed to practice squad
Sept. 19	LB	Lawrence Timmons	Placed on Reserve/Suspended by Club List
Sept. 19	LB	Stephone Anthony	Acquired by Miami in Trade (NO)
Sept. 26	LB	Lawrence Timmons	Reinstated
Sept. 26	LB	Justin March-Lillard	Waived
Oct. 3	T	Eric Smith	Placed on Reserve/Injured List
Oct. 3	CB/S	Jordan Lucas	Signed to Active Roster from Practice Squad
Oct. 3	WR	Kolby Listenbee	Signed to practice squad
Oct. 9		Chris Foerster	Resigned
Oct. 9	LB	Neville Hewitt	Signed to practice squad
Oct. 9	LB	Trevor Reilly	Released from practice squad
Oct. 11		Dave DeGuglielmo	Named Senior Offensive Assistant
Oct. 24	CB	Byron Maxwell	Released
Oct. 24	QB	David Fales	Signed as FA
Oct. 31	RB	Jay Ajayi	Traded to Philadelphia
Oct. 31	WR	Rashawn Scott	Activated off Reserve/Physically Unable to Perform List
Oct. 31	S	Nate Allen	Placed on Reserve/Injured List
Oct. 31	C/G	Anthony Steen	Placed on Reserve/Injured List
Nov. 4	C/G	Ted Larsen	Activated off Reserve/Injured List
Nov. 8	T	Zach Sterup	Signed off Cleveland's practice squad
Nov. 11	S	T.J. McDonald	Activated from Reserve/Suspended by Commissioner List
Nov. 11	T	Ja'Wuan James	Placed on Reserve/Injured List



2017 MIAMI DOLPHINS NUMERICAL ROSTER

(as of November 13, 2017 - visit Dolphins.com for most up-to-date roster)

No.	Name	Pos.	Ht.	Wt.	Birthdate	Exp.	College	Hometown	How Acq.	Date Placed
1	Cody Parkey	K	6-0	190	2/19/92	3	Auburn '14	Jupiter, Fla.	Wai., '17 (Cle.)	
6	Jay Cutler	QB	6-3	231	4/29/83	12	Vanderbilt '06	Santa Claus, Ind.	FA, '17	
8	Matt Moore	QB	6-3	219	8/9/84	11	Oregon State '07	Newhall, Calif.	UFA, '11 (Car.)	
9	David Fales	QB	6-2	213	10/4/90	3	San Jose State '14	Salinas, Calif.	FA, '17	
10	Kenny Stills	WR	6-1	196	4/22/92	5	Oklahoma '13	Carlsbad, Calif.	T, '15 (N.O.)	
11	DeVante Parker	WR	6-3	212	1/20/93	3	Louisville '15	Louisville, Ky.	D1, '15	
14	Jarvis Landry	WR	5-11	208	11/28/92	4	LSU '14	Lutcher, La.	D2, '14	
16	Matt Haack	P	6-0	205	7/25/94	R	Arizona State '17	West Des Moines, Iowa	FA, '17	
19	Jakeem Grant	WR	5-7	169	10/30/92	2	Texas Tech '16	Mesquite, Texas	D6a, '16	
20	Reshad Jones	S	6-1	223	2/25/88	8	Georgia '10	Atlanta, Ga.	D5b, '10	
21	Jordan Lucas	CB/S	6-0	202	8/2/93	2	Penn State '16	New Rochelle, N.Y.	D6b, '16	
22	T.J. McDonald	S	6-2	223	1/26/91	5	USC '13	Fresno, Calif.	UFA, '17 (LAR)	
25	Xavier Howard	CB	6-1	196	7/4/93	2	Baylor '16	Houston, Texas	D2, '16	
26	Damien Williams	RB	5-11	224	4/3/92	4	Oklahoma '14	San Diego, Calif.	FA, '14	
27	Maurice Smith	S	6-0	197	6/14/95	R	Georgia '17	Sugar Land, Texas	FA, '17	
28	Bobby McCain	CB	5-11	192	8/18/93	3	Memphis '15	Oxford, Ala.	D5a, '15	
30	Cordeia Tankersley	CB	6-1	196	11/19/93	R	Clemson '17	Beech Island, S.C.	D3, '17	
31	Michael Thomas	S	5-11	195	3/17/90	5	Stanford '12	Houston, Texas	FA, '13	
32	Kenyan Drake	RB	6-1	211	1/26/94	2	Alabama '16	Powder Springs, Ga.	D3a, '16	
33	Torry McTyer	CB	5-11	184	4/10/95	R	UNLV '17	Los Angeles, Calif.	FA, '17	
34	Senorise Perry	RB	6-0	210	9/19/91	3	Louisville '14	Summerville, Ga.	FA, '16	
35	Walt Aikens	CB/S	6-1	212	6/19/91	4	Liberty '14	Charlotte, N.C.	D4, '14	
42	Alterraun Verner	CB	5-10	187	12/13/88	8	UCLA '10	Orange, Calif.	FA, '17	
44	Stephone Anthony	LB	6-3	245	7/28/92	3	Clemson '15	Polkton, N.C.	T, '17 (NO)	
45	Mike Hull	LB	6-0	232	5/25/91	2	Penn State '15	Cononsburg, Pa.	FA, '15	
47	Kiko Alonso	LB	6-3	233	8/14/90	5	Oregon '13	Los Gatos, Calif.	T, '16 (Phi.)	
48	MarQueis Gray	TE	6-4	263	11/7/89	5	Minnesota '13	Indianapolis, Ind.	FA, '16	
50	Andre Branch	DE	6-5	263	7/14/89	6	Clemson '12	Richmond, Va.	UFA, '16 (Jax.)	
51	Mike Pouncey	C	6-5	298	7/24/89	7	Florida '11	Lakeland, Fla.	D1, '11	
56	Davon Godchaux	DT	6-3	305	11/11/94	R	LSU '17	Plaquemine, La.	D5b, '17	
58	Rey Mauluga	LB	6-2	258	1/20/87	9	USC '09	Eureka, Calif.	FA, '17	
59	Chase Allen	LB	6-3	250	8/29/93	R	Southern Illinois '17	Belleville, Ill.	FA, '17	
62	Ted Larsen	C/G	6-3	320	6/13/87	8	NC State '10	Palm Harbor, Fla.	UFA, '17 (Chi.)	
64	Jake Brendel	C	6-4	299	9/10/92	2	UCLA '16	Plano, Texas	FA, '16	
67	Laremy Tunsil	T	6-5	318	8/2/94	2	Mississippi '16	Lake City, Fla.	D1, '16	
68	Isaac Asiata	G	6-3	341	12/29/92	R	Utah '17	Spanish Fork, Utah	D5a, '17	
71	Zach Sterup	T	6-9	318	5/14/92	1	Nebraska '15	Hastings, Neb.	FA, '17	
74	Jermon Bushrod	G/T	6-5	318	8/19/84	11	Towson '07	King George, Va.	FA, '16	
77	Jesse Davis	G/T	6-6	321	9/15/91	1	Idaho '16	Asotin, Wash.	FA, '17	
78	Terrence Fede	DE	6-4	267	11/19/91	4	Marist '14	Nyack, N.Y.	D7, '14	
79	Sam Young	T	6-8	306	6/24/87	8	Notre Dame '10	Coral Springs, Fla.	UFA, '16 (Jax.)	
80	Anthony Fasano	TE	6-4	258	4/20/84	12	Notre Dame '06	Verona, N.J.	UFA, '17 (Ten.)	
87	Rashawn Scott	WR	6-0	199	1/29/92	2	Miami (FL) '16	Melbourne, Fla.	FA, '16	
88	Leonte Carroo	WR	6-1	215	1/24/94	2	Rutgers '16	Edison, N.J.	D3b, '16	
89	Julius Thomas	TE	6-5	262	6/27/88	7	Portland State '11	Stockton, Calif.	T, '17 (Jax.)	
90	Charles Harris	DE	6-3	250	3/6/95	R	Missouri '17	Kansas City, Mo.	D1, '17	
91	Cameron Wake	DE	6-3	263	1/30/82	9	Penn State '05	Hyattsville, Md.	FA, '09	
92	John Denney	LS	6-5	242	12/13/78	13	Brigham Young '05	Thornton, Colo.	FA, '05	
93	Ndamukong Suh	DT	6-4	305	1/6/87	8	Nebraska '10	Portland, Ore.	UFA, '15 (Det.)	
94	Lawrence Timmons	LB	6-1	242	5/14/86	11	Florida State '07	Florence, S.C.	UFA, '17 (Pit.)	
95	William Hayes	DE	6-3	278	5/2/85	10	Winston-Salem St. '08	High Point, N.C.	T, '17 (LAR)	
96	Vincent Taylor	DT	6-3	296	1/5/94	R	Oklahoma State '17	San Antonio, Texas	D6, '17	
97	Jordan Phillips	DT	6-6	333	9/21/92	3	Oklahoma '15	Wichita, Kan.	D2, '15	
RESERVE/INJURED										
15	Isaiah Ford	WR	6-2	195	2/9/96	R	Virginia Tech '17	Jacksonville, Fla.	D7, '17	8/19/17
17	Ryan Tannehill	QB	6-4	216	7/27/88	6	Texas A&M '12	Big Spring, Texas	D1, '12	8/12/17
29	Nate Allen	S	6-1	214	11/30/87	8	South Florida '10	Cape Coral, Fla.	UFA, '17 (Oak.)	10/31/17
36	Tony Lippett	CB	6-3	192	7/2/92	3	Michigan State '15	Detroit, Mich.	D5d, '15	9/2/17
49	Lamin Barrow	LB	6-2	235	11/29/90	4	LSU '14	Marrero, La.	FA, '17	7/31/17
52	Raekwon McMillan	LB	6-2	248	11/17/95	R	Ohio State '17	Hinesville, Ga.	D2, '17	9/2/17
55	Koa Misi	LB	6-3	265	1/17/87	8	Utah '10	Santa Rosa, Calif.	D2, '10	7/25/17
65	Anthony Steen	C/G	6-4	320	5/9/90	2	Alabama '14	Clarksdale, Miss.	FA, '16	10/31/17
70	Ja'Wuan James	T	6-6	307	6/3/92	4	Tennessee '14	Suwanee, Ga.	D1, '14	11/11/17
72	Eric Smith	T	6-4	321	9/2/95	R	Virginia '17	Decatur, Ga.	FA, '17	10/3/17
PRACTICE SQUAD										
7	Brandon Doughty	QB	6-3	212	10/6/91	1	Western Kentucky '16	Davie, Fla.	D7a, '16	
18	Malcolm Lewis	WR	5-10	194	10/27/93	R	Miami (FL) '17	Miramar, Fla.	FA, '17	
38	De'Veon Smith	RB	5-11	221	11/8/94	R	Michigan '17	Warren, Ohio	FA, '17	
46	Neville Hewitt	LB	6-2	234	4/6/93	3	Marshall '15	Conyers, Ga.	FA, '15	
63	Sean Hickey	T	6-6	306	9/29/91	1	Syracuse '15	Murrysville, Pa.	FA, '17	
75	Cameron Malveaux	DE	6-5	276	8/22/94	R	Houston '17	Beaumont, Texas	FA, '17	
81	Drew Morgan	WR	6-0	187	12/2/94	R	Arkansas '17	Greenwood, Ark.	FA, '17	
82	Kolby Listenbee	WR	6-0	183	1/25/94	1	TCU '16	Arlington, Texas	FA, '17	
83	Thomas Duarte	TE	6-2	244	3/30/95	2	UCLA '16	Fullerton, Calif.	D7b, '16	
98	Gabe Wright	DT	6-3	305	4/3/92	3	Auburn '15	Columbus, Ga.	FA, '17	



2017 MIAMI DOLPHINS ALPHABETICAL ROSTER

(as of November 13, 2017 - visit Dolphins.com for most up-to-date roster)

No.	Name	Pos.	Ht.	Wt.	Birthdate	Exp.	College	Hometown	How Acq.	Date Placed
35	Aikens, Walt	CB/S	6-1	212	6/19/91	4	Liberty '14	Charlotte, N.C.	D4, '14	
59	Allen, Chase	LB	6-3	250	8/29/93	R	Southern Illinois '17	Belleville, Ill.	FA, '17	
47	Alonso, Kiko	LB	6-3	233	8/14/90	5	Oregon '13	Los Gatos, Calif.	T, '16 (Phi.)	
44	Anthony, Stephone	LB	6-3	245	7/28/92	3	Clemson '15	Polkton, N.C.	T, '17 (NO)	
68	Asiata, Isaac	G	6-3	341	12/29/92	R	Utah '17	Spanish Fork, Utah	D5a, '17	
50	Branch, Andre	DE	6-5	263	7/14/89	6	Clemson '12	Richmond, Va.	UFA, '16 (Jax.)	
64	Brendel, Jake	C	6-4	299	9/10/92	2	UCLA '16	Plano, Texas	FA, '16	
74	Bushrod, Jermon	G/T	6-5	318	8/19/84	11	Towson '07	King George, Va.	FA, '16	
88	Carroo, Leonte	WR	6-1	215	1/24/94	2	Rutgers '16	Edison, N.J.	D3b, '16	
6	Cutler, Jay	QB	6-3	231	4/29/83	12	Vanderbilt '06	Santa Claus, Ind.	FA, '17	
77	Davis, Jesse	G/T	6-6	321	9/15/91	1	Idaho '16	Asotin, Wash.	FA, '17	
92	Denney, John	LS	6-5	242	12/13/78	13	Brigham Young '05	Thornton, Colo.	FA, '05	
32	Drake, Kenyan	RB	6-1	211	1/26/94	2	Alabama '16	Powder Springs, Ga.	D3a, '16	
9	Fales, David	QB	6-2	213	10/4/90	3	San Jose State '14	Salinas, Calif.	FA, '17	
80	Fasano, Anthony	TE	6-4	258	4/20/84	12	Notre Dame '06	Verona, N.J.	UFA, '17 (Ten.)	
78	Fede, Terrence	DE	6-4	267	11/19/91	4	Marist '14	Nyack, N.Y.	D7, '14	
56	Godchaux, Davon	DT	6-3	305	11/11/94	R	LSU '17	Plaquemine, La.	D5b, '17	
19	Grant, Jakeem	WR	5-7	169	10/30/92	2	Texas Tech '16	Mesquite, Texas	D3a, '16	
48	Gray, MarQueis	TE	6-4	263	11/7/89	5	Minnesota '13	Indianapolis, Ind.	FA, '16	
16	Haack, Matt	P	6-0	205	7/25/94	R	Arizona State '17	West Des Moines, Iowa	FA, '17	
90	Harris, Charles	DE	6-3	250	3/6/95	R	Missouri '17	Kansas City, Mo.	D1, '17	
95	Hayes, William	DE	6-3	278	5/2/85	10	Winston-Salem St. '08	High Point, N.C.	T, '17 (LAR)	
25	Howard, Xavien	CB	6-1	196	7/4/93	2	Baylor '16	Houston, Texas	D2, '16	
45	Hull, Mike	LB	6-0	232	5/25/91	2	Penn State '15	Cononsburg, Pa.	FA, '15	
20	Jones, Reshad	S	6-1	223	2/25/88	8	Georgia '10	Atlanta, Ga.	D5b, '10	
14	Landry, Jarvis	WR	5-11	208	11/28/92	4	LSU '14	Lutcher, La.	D2, '14	
62	Larsen, Ted	C/G	6-3	320	6/13/87	8	NC State '10	Palm Harbor, Fla.	UFA, '17 (Chi.)	
21	Lucas, Jordan	CB/S	6-0	202	8/2/93	2	Penn State '16	New Rochelle, N.Y.	D6b, '16	
58	Mauluga, Rey	LB	6-2	258	1/20/87	9	USC '09	Eureka, Calif.	FA, '17	
28	McCain, Bobby	CB	5-11	192	8/18/93	3	Memphis '15	Oxford, Ala.	D5a, '15	
22	McDonald, T.J.	S	6-2	223	1/26/91	5	USC '13	Fresno, Calif.	UFA, '17 (LAR)	
33	McTyer, Torry	CB	5-11	184	4/10/95	R	UNLV '17	Los Angeles, Calif.	FA, '17	
8	Moore, Matt	QB	6-3	219	8/9/84	11	Oregon State '07	Newhall, Calif.	UFA, '11 (Car.)	
11	Parker, DeVante	WR	6-3	212	1/20/93	3	Louisville '15	Louisville, Ky.	D1, '15	
1	Parkey, Cody	K	6-0	190	2/19/92	3	Auburn '14	Jupiter, Fla.	Wal., '17 (Cle.)	
34	Perry, Seniorise	RB	6-0	210	9/19/91	3	Louisville '14	Summerville, Ga.	FA, '16	
97	Phillips, Jordan	DT	6-6	333	9/21/92	3	Oklahoma '15	Wichita, Kan.	D2, '15	
51	Pouncey, Mike	C	6-5	298	7/24/89	7	Florida '11	Lakeland, Fla.	D1, '11	
87	Scott, Rashawn	WR	6-0	199	1/29/92	2	Miami (FL) '16	Melbourne, Fla.	FA, '16	
27	Smith, Maurice	S	6-0	197	6/14/95	R	Georgia '17	Sugar Land, Texas	FA, '17	
71	Sterup, Zach	T	6-9	318	5/14/92	1	Nebraska '15	Hastings, Neb.	FA, '17	
10	Stills, Kenny	WR	6-1	196	4/22/92	5	Oklahoma '13	Carlsbad, Calif.	T, '15 (N.O.)	
93	Suh, Ndamukong	DT	6-4	305	1/6/87	8	Nebraska '10	Portland, Ore.	UFA, '15 (Det.)	
30	Tankersley, Cordrea	CB	6-1	196	11/19/93	R	Clemson '17	Beech Island, S.C.	D3, '17	
96	Taylor, Vincent	DT	6-3	296	1/5/94	R	Oklahoma State '17	San Antonio, Texas	D6, '17	
89	Thomas, Julius	TE	6-5	262	6/27/88	7	Portland State '11	Stockton Calif.	T, '17 (Jax.)	
31	Thomas, Michael	S	5-11	195	3/17/90	5	Stanford '12	Houston, Texas	FA, '13	
94	Timmons, Lawrence	LB	6-1	242	5/14/86	11	Florida State '07	Florence, S.C.	UFA, '17 (Pit.)	
67	Tunsil, Laremy	T	6-5	318	8/2/94	2	Mississippi '16	Lake City, Fla.	D1, '16	
42	Verner, Alterraun	CB	5-10	187	12/13/88	8	UCLA '10	Orange, Calif.	FA, '17	
91	Wake, Cameron	DE	6-3	263	1/30/82	9	Penn State '05	Hyattsville, Md.	FA, '09	
26	Williams, Damien	RB	5-11	224	4/3/92	4	Oklahoma '14	San Diego, Calif.	FA, '14	
79	Young, Sam	T	6-8	306	6/24/87	8	Notre Dame '10	Coral Springs, Fla.	UFA, '16 (Jax.)	
RESERVE/INJURED										
29	Allen, Nate	S	6-1	214	11/30/87	8	South Florida '10	Cape Coral, Fla.	UFA, '17 (Oak.)	10/31/17
49	Barrow, Lamin	LB	6-2	235	11/29/90	4	LSU '14	Marrero, La.	FA, '17	7/31/17
15	Ford, Isaiah	WR	6-2	195	2/9/96	R	Virginia Tech '17	Jacksonville, Fla.	D7, '17	8/19/17
70	James, Ja'Wuan	T	6-6	307	6/3/92	4	Tennessee '14	Suwanee, Ga.	D1, '14	11/11/17
36	Lippett, Tony	CB	6-3	192	7/2/92	3	Michigan State '15	Detroit, Mich.	D5d, '15	9/2/17
52	McMillan, Raekwon	LB	6-2	248	11/17/95	R	Ohio State '17	Hinesville, Ga.	D2, '17	9/2/17
55	Misi, Koa	LB	6-3	265	1/17/87	8	Utah '10	Santa Rosa, Calif.	D2, '10	7/25/17
72	Smith, Eric	T	6-4	321	9/2/95	R	Virginia '17	Decatur, Ga.	FA, '17	10/3/17
65	Steen, Anthony	C/G	6-4	320	5/9/90	2	Alabama '14	Clarksdale, Miss.	FA, '16	10/31/17
17	Tannehill, Ryan	QB	6-4	216	7/27/88	6	Texas A&M '12	Big Spring, Texas	D1, '12	8/12/17
PRACTICE SQUAD										
7	Doughty, Brandon	QB	6-3	212	10/6/91	1	Western Kentucky '16	Davie, Fla.	D7a, '16	
83	Duarte, Thomas	TE	6-2	244	3/30/95	2	UCLA '16	Fullerton, Calif.	D7b, '16	
46	Hewitt, Neville	LB	6-2	234	4/6/93	3	Marshall '15	Conyers, Ga.	FA, '15	
63	Hickey, Sean	T	6-6	306	9/29/91	1	Syracuse '15	Murrysville, Pa.	FA, '17	
18	Lewis, Malcolm	WR	5-10	194	10/27/93	R	Miami (FL) '17	Miramar, Fla.	FA, '17	
82	Listenbee, Kolby	WR	6-0	183	1/25/94	1	TCU '16	Arlington, Texas	FA, '17	
75	Malveaux, Cameron	DE	6-5	276	8/22/94	R	Houston '17	Beaumont, Texas	FA, '17	
81	Morgan, Drew	WR	6-0	187	12/2/94	R	Arkansas '17	Greenwood, Ark.	FA, '17	
38	Smith, De'Veon	RB	5-11	221	11/8/94	R	Michigan '17	Warren, Ohio	FA, '17	
98	Wright, Gabe	DT	6-3	305	4/3/92	3	Auburn '15	Columbus, Ga.	FA, '17	



2017 MIAMI DOLPHINS POSITIONAL ROSTER / PRONUNCIATIONS (as of Nov. 13, 2017)

OFFENSE (24)

QUARTERBACKS (3)							
NO	NAME	POS	HT	WT	DOB	EXP	COLLEGE
6	Cutler, Jay	QB	6-3	231	4/29/83	12	Vanderbilt '06
8	Moore, Matt	QB	6-3	219	8/9/84	11	Oregon State '07
9	Fales, David	QB	6-2	213	10/4/90	3	San Jose State '14

RUNNING BACKS (3)							
NO	NAME	POS	HT	WT	DOB	EXP	COLLEGE
26	Williams, Damien	RB	5-11	224	4/3/92	4	Oklahoma '14
32	Drake, Kenyan	RB	6-1	211	1/26/94	2	Alabama '16
34	Perry, Seniorise	RB	6-0	210	9/19/91	3	Louisville '14

WIDE RECEIVERS (6)							
NO	NAME	POS	HT	WT	DOB	EXP	COLLEGE
10	Stills, Kenny	WR	6-1	196	4/22/92	5	Oklahoma '13
11	Parker, DeVante	WR	6-3	212	1/20/93	3	Louisville '15
14	Landry, Jarvis	WR	5-11	208	11/28/92	4	LSU '14
19	Grant, Jakeem	WR	5-7	169	10/30/92	2	Texas Tech '16
87	Scott, Rashawn	WR	6-0	199	1/29/92	2	Miami (FL) '16
88	Carroo, Leonte	WR	6-1	215	1/24/94	2	Rutgers '16

TIGHT ENDS (3)							
NO	NAME	POS	HT	WT	DOB	EXP	COLLEGE
48	Gray, MarQueis	TE	6-4	263	11/7/89	5	Minnesota '13
80	Fasano, Anthony	TE	6-4	258	4/20/84	12	Notre Dame '06
89	Thomas, Julius	TE	6-5	262	6/27/88	7	Portland State '11

OFFENSIVE LINEMEN (9)							
NO	NAME	POS	HT	WT	DOB	EXP	COLLEGE
51	Pouncey, Mike	C	6-5	298	7/24/89	7	Florida '11
62	Larsen, Ted	C/G	6-3	320	6/13/87	8	NC State '10
64	Brendel, Jake	C	6-4	299	9/10/92	2	UCLA '16
67	Tunsil, Laremy	T	6-5	318	8/2/94	2	Mississippi '16
68	Asiata, Isaac	G	6-3	341	12/29/92	R	Utah '17
71	Sterup, Zach	T	6-9	318	5/14/92	1	Nebraska '15
74	Bushrod, Jermon	G/T	6-5	318	8/19/84	11	Towson '07
77	Davis, Jesse	G/T	6-6	321	9/15/91	1	Idaho '16
79	Young, Sam	T	6-8	306	6/24/87	8	Notre Dame '10

RESERVE/INJURED (8)

NO	NAME	POS	HT	WT	DOB	EXP	COLLEGE
15	Ford, Isaiah	WR	6-2	195	2/9/96	R	Virginia Tech '17
17	Tannehill, Ryan	QB	6-4	216	7/27/88	6	Texas A&M '12
29	Allen, Nate	S	6-1	214	11/30/87	8	South Florida '10
36	Lippett, Tony	CB	6-3	192	7/2/92	3	Michigan State '15
49	Barrow, Lamin	LB	6-2	235	11/29/90	4	LSU '14
52	McMillan, Raekwon	LB	6-2	248	11/17/95	R	Ohio State '17
55	Misi, Koa	LB	6-3	265	1/17/87	8	Utah '10
65	Steen, Anthony	C/G	6-4	320	5/9/90	2	Alabama '14
72	Smith, Eric	T	6-4	321	9/2/95	R	Virginia '17

DEFENSE (26)

DEFENSIVE LINEMEN (9)							
NO	NAME	POS	HT	WT	DOB	EXP	COLLEGE
50	Branch, Andre	DE	6-5	263	7/14/89	6	Clemson '12
56	Godchaux, Davon	DT	6-3	305	11/11/94	R	LSU '17
78	Fede, Terrence	DE	6-4	267	11/19/91	4	Marist '14
90	Harris, Charles	DE	6-3	250	3/6/95	R	Missouri '17
91	Wake, Cameron	DE	6-3	263	1/30/82	9	Penn State '05
93	Suh, Ndamukong	DT	6-4	305	1/6/87	8	Nebraska '10
95	Hayes, William	DE	6-3	278	5/2/85	10	Winston-Salem St. '08
96	Taylor, Vincent	DT	6-3	296	1/5/94	R	Oklahoma State '17
97	Phillips, Jordan	DT	6-6	333	9/21/92	3	Oklahoma '15

LINEBACKERS (6)							
NO	NAME	POS	HT	WT	DOB	EXP	COLLEGE
44	Anthony, Stephone	LB	6-3	245	7/28/92	3	Clemson '15
45	Hull, Mike	LB	6-0	232	5/25/91	2	Penn State '15
47	Alonso, Kiko	LB	6-3	233	8/14/90	5	Oregon '13
58	Mauluga, Rey	LB	6-2	258	1/20/87	9	USC '09
59	Allen, Chase	LB	6-3	250	8/29/93	R	Southern Illinois '17
94	Timmons, Lawrence	LB	6-1	242	5/14/86	11	Florida State '07

DEFENSIVE BACKS (11)							
NO	NAME	POS	HT	WT	DOB	EXP	COLLEGE
20	Jones, Reshad	S	6-1	223	2/25/88	8	Georgia '10
21	Lucas, Jordan	CB/S	6-0	202	8/2/93	2	Penn State '16
22	McDonald, T.J.	S	6-2	223	1/26/91	5	USC '13
25	Howard, Xavien	CB	6-1	196	7/4/93	2	Baylor '16
27	Smith, Maurice	S	6-0	197	6/14/95	R	Georgia '17
28	McCain, Bobby	CB	5-11	192	8/18/93	3	Memphis '15
30	Tankersley, Cordrea	CB	6-1	196	11/19/93	R	Clemson '17
31	Thomas, Michael	S	5-11	195	3/17/90	5	Stanford '12
33	McTyer, Torry	CB	5-11	184	4/10/95	R	UNLV '17
35	Aikens, Walt	CB/S	6-1	212	6/19/91	4	Liberty '14
42	Verner, Alterraun	CB	5-10	187	12/13/88	8	UCLA '10

SPECIALISTS (3)

NO	NAME	POS	HT	WT	DOB	EXP	COLLEGE
1	Parkey, Cody	K	6-0	190	2/19/92	3	Auburn '14
16	Haack, Matt	P	6-0	205	7/25/94	R	Arizona State '17
92	Denney, John	LS	6-5	242	12/13/78	13	Brigham Young '05

PRACTICE SQUAD (10)

NO	NAME	POS	HT	WT	DOB	EXP	COLLEGE
7	Doughty, Brandon	QB	6-3	212	10/6/91	1	Western Kentucky '16
18	Lewis, Malcolm	WR	5-10	194	10/27/93	R	Miami (FL) '17
38	Smith, De'Veon	RB	5-11	221	11/8/94	R	Michigan '17
46	Hewitt, Neville	LB	6-2	234	4/6/93	3	Marshall '15
63	Hickey, Sean	T	6-6	306	9/29/91	1	Syracuse '15
75	Malveaux, Cameron	DE	6-5	276	8/22/94	R	Houston '17
81	Morgan, Drew	WR	6-0	187	12/2/94	R	Arkansas '17
82	Listenbee, Kolby	WR	6-0	183	1/25/94	1	TCU '16
83	Duarte, Thomas	TE	6-2	244	3/30/95	2	UCLA '16
98	Wright, Gabe	DT	6-3	305	4/3/92	3	Auburn '16

PRONUNCIATION GUIDE

PLAYER	PHONETICALLY	PLAYER	PHONETICALLY	COACH/STAFF	PHONETICALLY
LB Stephone Anthony	steh-FAHN	CB Xavien Howard	EX-ay-vee-n	Lou Anarumo	aann-UH-room-OH
G Isaac Asiata	Ah-see-ah-ta	LB Rey Mauluga	RAY mah-ah-LOO-guh	Joe Cimino	Chu-MEAN-oh
G/T Jermon Bushrod	JURR-mahn	RB Seniorise Perry	Suh-norris	Dave DeGuglielmo	day-GHOUL-yell-mo
WR Leonte Carroo	LEON-tay Cuh-ROO	C Mike Pouncey	POUNCE-ee	Josh Grizzard	Grizz-ARD
QB David Fales	Rhymes with NAILS	T Zach Sterup	STIR-up	Naohisa Inoue	Now-HE-Sa, IN-ew-way
DE Terrence Fede	Fuh-DAY	DT Ndamukong Suh	En-dom-ah-ken Soo	Daronte Jones	DUH-rawn-tay
DT Davon Godchaux	Duh-VAHN GOD-chaw	CB Cordrea Tankersley	coh-DRAY	Chris Kuper	KOO-pehr
TE MarQueis Gray	Mar-KWEES	G/T Laremy Tunsil	LAIR-uh-mee TUHN-suhl	Marwan Maalouf	mah-LOOF
P Matt Haack	HAWK	CB Alterraun Verner	AL-ter-on	Dave Puloka	Puh-LOH-kuh



2017 MIAMI DOLPHINS - HOW THEY WERE ACQUIRED (as of November 13, 2017)

	DRAFT (19)	TRADES (5)	WAIVERS (1)	FREE AGENTS (28)
2005				LS John Denney
2009				DE Cameron Wake
2010	S Reshad Jones (5b)			
2011	C Mike Pouncey (1)			QB Matt Moore (Car.)
2012				
2013				S Michael Thomas
2014	WR Jarvis Landry (2) CB/S Walt Aikens (4) DE Terrence Fede (7)			RB Damien Williams
2015	WR DeVante Parker (1) DT Jordan Phillips (2) CB Bobby McCain (5a)	WR Kenny Stills (N.O.)		LB Mike Hull DT Ndamukong Suh (Det.)
2016	T Laremy Tunsil (1) CB Xavien Howard (2) RB Kenyan Drake (3a) WR Leonte Carroo (3b) WR Jakeem Grant (6a) CB/S Jordan Lucas (6b)	LB Kiko Alonso (Phi.)		DE Andre Branch (Jax.) C Jake Brendel G/T Jermon Bushrod TE MarQueis Gray RB Senorise Perry WR Rashawn Scott T Sam Young
2017	DE Charles Harris (1) CB Cordrea Tankersley (3) G Isaac Asiata (5a) DT Davon Godchaux (5b) DT Vincent Taylor (6)	LB Stephone Anthony (NO) DE William Hayes (LAR) TE Julius Thomas (Jax.)	K Cody Parkey (Cle.)	LB Chase Allen QB Jay Cutler G/T Jesse Davis QB David Fales TE Anthony Fasano (Ten.) P Matt Haack C/G Ted Larsen (Chi.) LB Rey Maualuga S T.J. McDonald (LAR) CB Torry McTyer S Maurice Smith T Zach Sterup LB Lawrence Timmons (Pit.) CB Alterraun Verner



2017 GAME RECAPS

WEEK 2

SEPT. 17, 2017 | CARSON, CALIF.
STUBHUB CENTER
ATTENDANCE: 25,381 | TV: CBS

SCORING SUMMARY

MIAMI 19

L.A. CHARGERS 17

	1	2	3	4	F
Miami	3	0	10	6	19
L.A. Chargers	0	10	7	0	17

In their long-awaited season debut, the Dolphins pulled off a remarkable fourth-quarter victory.

Cody Parkey's fourth field goal of the game, a 54-yarder with 1:05 remaining, gave the Dolphins a 19-17 victory against the Los Angeles Chargers at StubHub Center. Parkey, claimed off waivers from Cleveland on Sept. 3, improved to 6-for-6 in his career on field goals of 50 yards or longer.

The Dolphins clinched the victory on defense when Younghoe Koo missed a 44-yard field goal attempt with five seconds left.

Parkey's winning kick capped a 15-yard scoring drive after the Dolphins defense made a stop and Jakeem Grant had a 14-yard punt return. Jay Ajayi, who picked up where he left off last season by rushing for over 100 yards, started the drive with a 10-yard run.

Parkey earlier kicked field goals of 30, 28 and 35 yards, and Jay Cutler threw a 29-yard touchdown pass to Kenny Stills in his first game in a Dolphins uniform.

Antonio Gates for the Chargers on a 17-yard touchdown pass, which helped him set an NFL record for tight ends with his 112th career touchdown. Melvin Gordon scored on a 1-yard run and Younghoe Koo kicked a field goal in the first half.

Both offenses picked up considerably in the second half, starting with the Dolphins taking the opening drive 75 yards for the Stills touchdown that tied the score 10-10.

The drive began with an 11-yard pass to Landry and ended when Cutler rolled right and threw on the move to Stills, who beat linebacker Jatavis Brown in the end zone.

SCORING DRIVES

TEAM	QTR	TIME	PLAY (EXTRA POINT) (DRIVE INFO)	MIA	LAC
Dolphins	1	7:07	C.Parkey 30 yd. Field Goal (13-70, 6:18)	3	0
Chargers	2	13:41	Y.Koo 41 yd. Field Goal (6-23, 2:36)	3	3
Chargers	2	5:01	M.Gordon 1 yd. run (Y.Koo kick) (7-70, 3:57)	3	10
Dolphins	3	12:07	K.Stills 29 yd. pass from J.Cutler (C.Parkey kick) (7-75, 2:53)	10	10
Chargers	3	8:18	A.Gates 7 yd. pass from P.Rivers (Y.Koo kick) (8-77, 3:49)	10	17
Dolphins	3	2:43	C.Parkey 28 yd. Field Goal (12-67, 5:35)	13	17
Dolphins	4	6:28	C.Parkey 35 yd. Field Goal (14-64, 7:05)	16	17
Dolphins	4	1:05	C.Parkey 54 yd. Field Goal (5-15, 1:57)	19	17

GAME STATISTICS

RUSHING (Att-Yds-TD):

Miami: J. Ajayi 28-122, J. Cutler 2-(-1), K. Drake 1-(-3), J. Landry 1-(-7).
L.A. Chargers: B. Oliver 3-31, M. Gordon 9-13-1, D. Watt 1-0, P. Rivers 1-0.

PASSING (A-C-Y-TD-I):

Miami: J. Cutler 33-24-230-1-0, J. Landry 1-0-0-0-0.
L.A. Chargers: P. Rivers 39-31-331-1-0.

RECEIVING (Rec-Yds-TD):

Miami: J. Landry 13-78, D. Parker 4-85, J. Thomas 3-26, K. Stills 2-37-1, J. Ajayi 2-4.
L.A. Chargers: K. Allen 9-100, H. Henry 7-80, M. Gordon 7-65, Ty. Williams 4-54, A. Gates 2-11-1, T. Benjamin 1-11, S. McGrath 1-10.

SACKS (Sk-Yds):

Miami: W. Hayes 1-8.
L.A. Chargers: M. Ingram 1-5, C. McCain 1-0.

INTERCEPTIONS (Int-Yds):

Miami: None
L.A. Chargers: None

FORCED FUMBLES:

Miami: None.
L.A. Chargers: None.

FUMBLE RECOVERIES (No-Yds):

Miami: None.
L.A. Chargers: None.

TEAM STATS

	MIA	LAC
First Downs	21	24
Rushing	6	3
Passing	13	19
Penalty	2	2
3rd-Down Efficiency	5 for 13	2 for 8
4th-Down Efficiency	0 for 1	0 for 0
Total Net Yards	336	367
Total Net Plays	68	54
Average Gain	4.9	6.8
Net Yards Rushing	111	44
Rushes	32	14
Yards per Rush	3.5	3.1
Net Yards Passing	225	323
Completed - Attempted	24-34	31-39
Yards per Pass Play	6.3	8.1
Sacked - Yards Lost	2-5	1-8
Had Intercepted	0	0
Punts - Average	3-130-43.3	4-170-42.5
Return Yardage	92	89
Punts - Return Yards	3-21	1-23
Kickoffs - Return Yards	3-71	4-66
Interceptions - Return Yards	0-0	0-0
Penalties - Yards	5-23	6-56
Fumbles - Lost	0-0	0-0
Red-Zone Efficiency	0 for 3	2 for 3
Goal-to-Go Efficiency	0 for 2	2 for 2
Time of Possession	33:22	26:38



2017 GAME RECAPS

WEEK 3

SEPT. 24, 2017 | EAST RUTHERFORD, N.J.
METLIFE STADIUM
ATTENDANCE: 77,562 | TV: CBS

SCORING SUMMARY

MIAMI 6

N.Y. JETS 20

	1	2	3	4	F
Miami	0	0	0	6	6
N.Y. Jets	0	10	10	0	20

The Dolphins said all week they were expecting a tough battle from the New York Jets regardless of what happened in the first two weeks of the NFL regular season, but they weren't expecting such a difficult afternoon at MetLife Stadium.

Veteran quarterback Josh McCown threw a 69-yard pass to Robby Anderson late in the first half and the Jets defense stifled the Dolphins in a 20-6 victory Sunday afternoon.

The Dolphins, coming off a thrilling 2-point victory against the Los Angeles Chargers in their delayed season opener, were one play away from being shut out for the first time since Dec. 22, 2013. DeVante Parker scored on a 3-yard touchdown pass from Jay Cutler on the final play of the game before Cody Parkey missed the extra point, perhaps a fitting ending for this disappointing afternoon.

The Dolphins did not take a snap inside the Jets 45-yard line until the fourth quarter, which is also the only time they converted a third-down situation. The Dolphins were 0-for-3 in fourth-down conversions, including a pass by Matt Haack on a fake punt that resulted in an interception by safety Terrence Brooks.

Another fourth-down attempt came from the Jets 21-yard line early in the fourth quarter with the Dolphins trailing 20-0. The Dolphins reached the Jets 29-yard line later in the fourth quarter, but that drive ended with Brooks' second interception of the game.

Jay Ajayi, who rushed for 122 yards against the Chargers, was held to 16 yards on 11 carries.

The Dolphins defense started off strong, with Cameron Wake and Andre Branch each getting a sack in the first quarter, but the Jets started moving the ball effectively in the second quarter. The Dolphins also lost two defensive backs to injury when Byron Maxwell (eye) and Nate Allen (hamstring) left the game.

Maxwell returned and forced a turnover when he knocked the ball loose from running back Elijah McGuire and linebacker Mike Hull recovered the fumble.

SCORING DRIVES

TEAM	QTR	TIME	PLAY (EXTRA POINT) (DRIVE INFO)	MIA	NYJ
Jets	2	7:17	C.Catanzaro 40 yd. Field Goal (9-41, 5:42)	0	3
Jets	2	1:42	R.Anderson 69 yd. pass from J.McCown (C.Catanzaro kick) (3-71, 0:40)	0	10
Jets	3	9:48	B.Powell 1 yd. run (C.Catanzaro kick) (7-49, 4:06)	0	17
Jets	3	1:35	C.Catanzaro 22 yd. Field Goal (13-45, 6:58)	0	20
Dolphins	4	0:00	D.Parker 3 yd. pass from J.Cutler (kick failed, wl) (8-80, 2:15)	6	20

GAME STATISTICS

RUSHING (Att-Yds-TD):

Miami: J. Ajayi 11-16, J. Cutler 1-9, D. Williams 2-5, K. Drake 1-0.
N.Y. Jets: B. Powell 15-37-1, E. McGuire 7-34, M. Forte 8-25, J. McCown 4-7.

PASSING (A-C-Y-TD-I):

Miami: J. Cutler 44-26-220-1-1, M. Haack 1-0-0-0-0.
N.Y. Jets: J. McCown 23-18-249-1-0.

RECEIVING (Rec-Yds-TD):

Miami: D. Parker 8-76-1, J. Landry 6-48, K. Stills 4-51, J. Thomas 3-16, J. Ajayi 2-9, J. Grant 1-12, D. Williams 1-6, K. Drake 1-2.
N.Y. Jets: J. Kerley 5-42, A. Seferian-Jenkins 5-31, R. Anderson 3-95-1, J. Kearse 3-42, A. Stewart 1-24, L. Thomas 1-15.

SACKS (Sk-Yds):

Miami: C. Wake 1-11, A. Branch 1-5.
N.Y. Jets: B. Skrine 1-12, Ja. Adams 1-10, D. Bass 1-3.

INTERCEPTIONS (Int-Yds):

Miami: None
N.Y. Jets: T. Brooks 2-13.

FORCED FUMBLES:

Miami: B. Maxwell 1, N. Suh 1.
N.Y. Jets: None.

FUMBLE RECOVERIES (No-Yds):

Miami: M. Hull 1-0.
N.Y. Jets: None.

TEAM STATS	MIA	NYJ
First Downs	16	16
Rushing	0	4
Passing	12	9
Penalty	4	3
3rd-Down Efficiency	1 for 12	4 for 13
4th-Down Efficiency	0 for 3	0 for 0
Total Net Yards	225	336
Total Net Plays	63	59
Average Gain	3.6	5.7
Net Yards Rushing	30	103
Rushes	15	34
Yards per Rush	2.0	3.0
Net Yards Passing	195	233
Completed - Attempted	26-45	18-23
Yards per Pass Play	4.1	9.3
Sacked - Yards Lost	3-25	2-16
Had Intercepted	2	0
Punts - Average	7-333-47.6	5-243-48.6
Return Yardage	28	44
Punts - Return Yards	2-13	4-31
Kickoffs - Return Yards	1-15	0-0
Interceptions - Return Yards	0-0	2-13
Penalties - Yards	8-51	10-94
Fumbles - Lost	1-0	3-1
Red-Zone Efficiency	1 for 1	1 for 2
Goal-to-Go Efficiency	1 for 1	1 for 2
Time of Possession	23:52	36:08



2017 GAME RECAPS

WEEK 4

OCT. 1, 2017 | LONDON, ENGLAND
WEMBLEY STADIUM
ATTENDANCE: 84,423 | TV: FOX

SCORING SUMMARY

NEW ORLEANS 20

MIAMI 0

	1	2	3	4	F
New Orleans	0	3	7	10	20
Miami	0	0	0	0	0

A promising first drive had a disappointing ending for the Dolphins, and things didn't get better after that in London.

The Dolphins offense could get little going after an end zone interception on that first drive and the result was a 20-0 loss against the New Orleans Saints at Wembley Stadium.

Drew Brees threw touchdown passes to wide receiver Michael Thomas — not to be confused with Dolphins safety Michael Thomas — and running back Alvin Kamara, and Will Lutz kicked two field goals for the Saints.

The Dolphins drove 81 yards on the opening drive of the game and had a first-and-goal after a 22-yard completion from Jay Cutler to tight end Julius Thomas on third-and-7. But on first down from the Saints 4-yard line, cornerback Ken Crawley picked off Cutler when he attempted a fade pass to Thomas, who was lined up wide to the right.

The Dolphins had only one other promising drive, but that one ended with a questionable offensive pass interference call on Kenny Stills when Cutler had hit Jarvis Landry for a first down inside the New Orleans 40-yard line.

The Dolphins suffered their first shutout loss since December 2013 when they dropped a 19-0 decision against the Buffalo Bills.

The defense held New Orleans off the scoreboard until the final play of the first half when Lutz hit a 43-yard field goal. The Saints began the drive at midfield with 1:10 left after the Dolphins' previous was derailed by back-to-back penalties that created a first-and-26 from their 6-yard line.

Defensive end Cameron Wake had his second sack in two games in the fourth quarter, but Kamara scored on a 12-yard shovel pass on third-and-goal on the very next play.

New Orleans increased its lead to 10-0 when it took the second-half kickoff and marched 77 yards for a touchdown. The drive was kept alive when defensive tackle Davon Godchaux was flagged for a defensive holding on a third-and-1 where safety Reshad Jones dropped running back Mark Ingram in the backfield for a loss. There also was a fourth-and-inches conversion by Brees on a sneak when the spot barely was good enough for a first down.

The Saints made it 13-0 early in the fourth quarter when Lutz kicked a 45-yard field goal.

The Dolphins, meanwhile, did not take an offensive snap beyond their 40-yard line the second half until the final minutes.

SCORING DRIVES

TEAM	QTR	TIME	PLAY (EXTRA POINT) (DRIVE INFO)	NO	MIA
Saints	2	0:00	W.Lutz 43 yd. Field Goal (8-25, 1:10)	3	0
Saints	3	9:01	M.Thomas 3 yd. pass from D.Brees (W.Lutz kick) (11-77, 5:59)	10	0
Saints	4	12:32	W.Lutz 45 yd. Field Goal (12-34, 6:37)	13	0
Saints	4	3:57	A.Kamara 12 yd. pass from D.Brees (W.Lutz kick) (11-87, 5:41)	20	0

GAME STATISTICS

RUSHING (Att-Yds-TD):

New Orleans: M. Ingram 14-45, A. Kamara 5-25, T. Ginn 1-9, A. Peterson 4-4, D. Brees 4-3.

Miami: J. Ajayi 12-46, K. Drake 1-6, J. Cutler 1-5, D. Williams 1-1.

PASSING (A-C-Y-TD-I):

New Orleans: D. Brees 41-29-268-2-0.

Miami: J. Cutler 28-20-164-0-1.

RECEIVING (Rec-Yds-TD):

New Orleans: A. Kamara 10-71-1, M. Thomas 8-89-1, M. Ingram 4-17, T. Ginn 2-25, C. Fleener 2-21, B. Coleman 1-31, M. Hoomanawanui 1-13, T. Lewis 1-1.

Miami: D. Parker 6-89, J. Landry 6-40, K. Stills 3-13, J. Thomas 2-29, K. Drake 2-5, J. Ajayi 1-8.

SACKS (Sk-Yds):

New Orleans: R. Bush 1-12, C. Jordan 1-10, A. Klein 1-8, D. Onyemata 1-6.

Miami: C. Wake 1-7.

INTERCEPTIONS (Int-Yds):

New Orleans: K. Crawley 1-0.

Miami: None.

FORCED FUMBLES:

New Orleans: C. Jordan 1, M. Lattimore 1.

Miami: None.

FUMBLE RECOVERIES (No-Yds):

New Orleans: None.

Miami: None.

TEAM STATS	NO	MIA
First Downs	22	11
Rushing	4	3
Passing	16	7
Penalty	2	1
3rd-Down Efficiency	6 for 13	1 for 8
4th-Down Efficiency	1 for 2	0 for 1
Total Net Yards	347	186
Total Net Plays	70	47
Average Gain	5.0	4.0
Net Yards Rushing	86	58
Rushes	28	15
Yards per Rush	3.1	3.9
Net Yards Passing	261	128
Completed - Attempted	29-41	20-28
Yards per Pass Play	6.2	4.0
Sacked - Yards Lost	1-7	4-36
Had Intercepted	0	1
Punts - Average	3-141-47.0	6-263-43.8
Return Yardage	49	54
Punts - Return Yards	3-26	2-9
Kickoffs - Return Yards	1-23	2-45
Interceptions - Return Yards	1-0	0-0
Penalties - Yards	8-71	11-90
Fumbles - Lost	2-0	2-0
Red-Zone Efficiency	2 for 4	0 for 1
Goal-to-Go Efficiency	2 for 2	0 for 1
Time of Possession	34:28	25:32



2017 GAME RECAPS

WEEK 5

OCT. 8, 2017 | MIAMI GARDENS, FLA.
HARD ROCK STADIUM
ATTENDANCE: 65,135 | TV: CBS

SCORING SUMMARY

TENNESSEE 10	MIAMI 16
---------------------	-----------------

	1	2	3	4	F
Tennessee	0	3	7	0	10
Miami	10	0	0	6	16

Safety Reshad Jones recovered two fumbles, including one for a touchdown, and the defense recorded six sacks in a 16-10 victory against the Tennessee Titans at Hard Rock Stadium.

Jarvis Landry scored the go-ahead touchdown early in the fourth quarter when he caught a 6-yard pass from Jay Cutler on third-and-goal.

The six sacks, including two by Andre Branch, came against backup quarterback Matt Cassel, who started for Tennessee in place of the injured Marcus Mariota. Rookie first-round pick Charles Harris had his first NFL sack and it was a big one — it came on third down in the final four minutes of the fourth quarter.

The Dolphins then all but clinched the victory when Jay Ajayi gained a first down with an 8-yard run on third-and-7.

Jones and Cameron Wake shared a QB sack that almost produced a safety in the third quarter, and Ndamukong Suh had the other.

Jones' touchdown was the fourth of his career, but the first on a fumble return. The other three were on interception returns, including one against Tennessee in 2015.

It was the team's first fumble return for a touchdown since 2014 when Cortland Finnegan scored in London against the Oakland Raiders.

The Dolphins took the lead in the first quarter on Parkey's 41-yard field goal, which came after Jones recovered a DeMarco Murray fumble forced by rookie defensive tackle Davon Godchaux.

Jones' touchdown made it 10-0 before Tennessee cut the Dolphins with a field goal after the Titans recovered a Jay Ajayi fumble.

Tennessee tied the game in the third quarter with a 69-yard touchdown drive capped by an 11-yard pass from Cassel to tight end Phillip Supernaw. The play came after Supernaw had been flagged for two false starts to move the ball from the Miami 1-yard line to the 11.

Linebacker Rey Mauluga made his Dolphins debut after missing the first three games because of a hamstring injury.

SCORING DRIVES

TEAM	QTR	TIME	PLAY (EXTRA POINT) (DRIVE INFO)	TEN	MIA
Dolphins	1	0:53	C.Parkey 41 yd. Field Goal (7-19, 3:09)	0	3
Dolphins	1	0:06	R.Jones 38 yd. fumble return (C.Parkey kick)	0	10
Titans	2	9:37	R.Succop 45 yd. Field Goal (4--3, 2:15)	3	10
Titans	3	7:17	P.Superaw 11 yd. pass from M.Cassel (R.Succop kick) (9-69, 4:42)	10	10
Dolphins	4	10:33	J.Landry 6 yd. pass from J.Cutler (kick failed, wr) (10-58, 4:56)	10	16

GAME STATISTICS

RUSHING (Att-Yds-TD):

Tennessee: D. Murray 14-58, D. Henry 4-9, T. Taylor 1-5, R. Matthews 1-(-3).
Miami: J. Ajayi 25-77, D. Williams 3-15, J. Cutler 2-8, K. Drake 1-0.

PASSING (A-C-Y-TD-I):

Tennessee: M. Cassel 32-21-141-1-0.
Miami: J. Cutler 26-12-92-1-1, M. Gray 1-0-0-0-0.

RECEIVING (Rec-Yds-TD):

Tennessee: J. Smith 5-21, E. Decker 4-34, D. Murray 4-11, R. Matthews 3-34, D. Walker 3-25, P. Supernaw 2-16-1.
Miami: J. Landry 5-44-1, J. Ajayi 2-2, J. Thomas 1-15, D. Williams 1-13, K. Stills 1-13, D. Parker 1-6, J. Grant 1-(-1).

SACKS (Sk-Yds):

Tennessee: J. Casey 1-14.
Miami: A. Branch 2-5, C. Harris 1-8, K. Alonso 1-0, N. Suh 1-0, R. Jones 0.5-4.5, C. Wake 0.5-4.5.

INTERCEPTIONS (Int-Yds):

Tennessee: T. Smith 1-14.
Miami: None

FORCED FUMBLES:

Tennessee: A. Jackson 1.
Miami: K. Alonso 1, D. Godchaux 1.

FUMBLE RECOVERIES (No-Yds):

Tennessee: K. Byard 1-6.
Miami: R. Jones 2-38-1.

TEAM STATS

	TEN	MIA
First Downs	14	12
Rushing	3	5
Passing	9	7
Penalty	2	0
3rd-Down Efficiency	2 for 13	5 for 15
4th-Down Efficiency	0 for 0	0 for 0
Total Net Yards	188	178
Total Net Plays	58	59
Average Gain	3.2	3.0
Net Yards Rushing	69	100
Rushes	20	31
Yards per Rush	3.5	3.2
Net Yards Passing	119	78
Completed - Attempted	21-32	12-27
Yards per Pass Play	3.1	2.8
Sacked - Yards Lost	6-22	1-14
Had Intercepted	0	1
Punts - Average	10-549-54.9	9-459-51.0
Return Yardage	67	91
Punts - Return Yards	2-14	7-47
Kickoffs - Return Yards	2-39	2-44
Interceptions - Return Yards	1-14	0-0
Penalties - Yards	11-77	5-23
Fumbles - Lost	2-2	1-1
Red-Zone Efficiency	1 for 1	1 for 1
Goal-to-Go Efficiency	1 for 1	1 for 1
Time of Possession	30:15	29:45



2017 GAME RECAPS

WEEK 6

OCT. 15, 2017 | ATLANTA, GA.
MERCEDES-BENZ STADIUM
ATTENDANCE: 70,593 | TV: CBS

SCORING SUMMARY

MIAMI 20

ATLANTA 17

	1	2	3	4	F
Miami	0	0	14	6	20
Atlanta	10	7	0	0	17

The Dolphins pulled off a remarkable comeback in their first-ever visit to Atlanta's Mercedes-Benz Stadium.

The Dolphins scored 20 unanswered points in the second half to stun the defending NFC champion Atlanta Falcons, 20-17. This marked the first time the Dolphins erased a 17-point second-half deficit on the road since the famous "Fake Spike" game against the New York Jets in 1994.

Kicker Cody Parkey's second field goal of the game, a 38-yarder with 2:45 remaining in the fourth quarter broke a 17-17 tie. Safety Reshad Jones then clinched the victory when he intercepted Matt Ryan at the Dolphins 7-yard line with 38 seconds left after the Falcons had moved into field goal range.

Rookie third-round pick Cordrea Tankersley broke up Ryan's pass intended for tight end Austin Hooper and Jones was there to grab the floating ball.

Parkey earlier had tied the game with a 49-yard field goal in the fourth quarter after Jay Cutler threw touchdown passes to wide receivers Kenny Stills and Jarvis Landry.

Running back Jay Ajayi was a key factor in the victory as well, as he rushed for 130 yards — his second 100-yard performance of the season.

The defense shut out the potent Atlanta offense in the second half, thanks to the pass rush and Jones' heroics.

The Dolphins began their comeback with the opening drive of the second half when they drove 75 yards on 15 plays. The 8:43 drive was the Dolphins' longest in terms of time since 2013 when they had a 9:10 drive against the New York Jets. The key play in the drive was a 3-yard completion from Cutler to running back Damien Williams.

The drive also featured an 18-yard completion from Cutler to Stills on third-and-2 and ended with the two hooking up for an 11-yard touchdown on third-and-7.

SCORING DRIVES

TEAM	QTR	TIME	PLAY (EXTRA POINT) (DRIVE INFO)	MIA	ATL
Falcons	1	9:41	M.Bryant 50 yd. Field Goal (11-43, 5:19)	0	3
Falcons	1	1:51	M.Hall 40 yd. pass from M.Ryan (M.Bryant kick) (9-90, 4:49)	0	10
Falcons	2	5:29	T.Coleman 6 yd. run (M.Bryant kick) (5-61, 2:23)	0	17
Dolphins	3	6:17	K.Stills 11 yd. pass from J.Cutler (C.Parkey kick) (15-75, 8:43)	7	17
Dolphins	3	1:32	J.Landry 7 yd. pass from J.Cutler (C.Parkey kick) (5-51, 2:30)	14	17
Dolphins	4	8:34	C.Parkey 49 yd. Field Goal (8-21, 3:08)	17	17
Dolphins	4	2:30	C.Parkey 38 yd. Field Goal (10-46, 4:30)	20	17

GAME STATISTICS

RUSHING (Att-Yds-TD):

Miami: J. Ajayi 26-130, D. Williams 4-9, J. Cutler 1-(-1).
Atlanta: D. Freeman 9-68, T. Coleman 9-32-1, M. Boshier 1-0.

PASSING (A-C-Y-TD-I):

Miami: J. Cutler 33-19-151-2-1.
Atlanta: M. Ryan 35-24-248-1-1.

RECEIVING (Rec-Yds-TD):

Miami: J. Landry 8-62-1, K. Stills 4-49-1, J. Thomas 3-22, D. Williams 3-14, J. Grant 1-4.
Atlanta: A. Hooper 7-48, Ju. Jones 6-72, T. Gabriel 4-39, J. Hardy 3-34, D. Freeman 2-11, M. Hall 1-40-1, T. Coleman 1-4.

SACKS (Sk-Yds):

Miami: N. Suh 1-5, C. Wake 1-4.
Atlanta: None.

INTERCEPTIONS (Int-Yds):

Miami: R. Jones 1-15.
Atlanta: D. Jones 1-1.

FORCED FUMBLES:

Miami: None.
Atlanta: None.

FUMBLE RECOVERIES (No-Yds):

Miami: None.
Atlanta: None.

TEAM STATS

	MIA	ATL
First Downs	20	19
Rushing	7	5
Passing	10	13
Penalty	3	1
3rd-Down Efficiency	5 for 12	6 for 11
4th-Down Efficiency	2 for 3	0 for 1
Total Net Yards	289	339
Total Net Plays	64	56
Average Gain	4.5	6.1
Net Yards Rushing	138	100
Rushes	31	19
Yards per Rush	4.5	5.3
Net Yards Passing	151	239
Completed - Attempted	19-33	24-35
Yards per Pass Play	4.6	6.5
Sacked - Yards Lost	0-0	2-9
Had Intercepted	1	1
Punts - Average	2-80-40.0	3-118-39.3
Return Yardage	58	35
Punts - Return Yards	1-8	0-0
Kickoffs - Return Yards	2-35	2-34
Interceptions - Return Yards	1-15	1-1
Penalties - Yards	4-42	6-73
Fumbles - Lost	0-0	1-0
Red-Zone Efficiency	2 for 3	1 for 1
Goal-to-Go Efficiency	0 for 0	1 for 1
Time of Possession	34:24	25:36



WEEK 7

OCT. 22, 2017 | MIAMI GARDENS, FLA.
HARD ROCK STADIUM
ATTENDANCE: 65,025 | TV: FOX

SCORING SUMMARY

N.Y. JETS 28

MIAMI 31

	1	2	3	4	F
N.Y. Jets	14	7	7	0	28
Miami	7	7	0	17	31

Matt Moore came off the bench to help the Dolphins produce another thrilling comeback victory.

After replacing injured starting quarterback Jay Cutler, Moore threw two touchdown passes to Kenny Stills to help erase a 28-14 fourth-quarter deficit and cornerback Bobby McCain had an interception to set up Cody Parkey's 39-game winning field goal with 22 seconds left as the Dolphins defeated the New York Jets 31-28 at Hard Rock Stadium.

The victory, which came a week after the Dolphins rallied from a 17-0 halftime deficit against the Atlanta Falcons, was their 12th consecutive in games decided by seven points or less. That's two shy of the NFL record, set by the Indianapolis Colts between 2008 and 2009.

On a first-and-10 from the Jets 15-yard line, McCain intercepted a pass near the sideline intended for wide receiver Jermaine Kearse.

Cutler threw two touchdown passes in the first half, connecting with Landry and Fasano, as the Dolphins score 14 points in the first half after combining for 13 in the first two quarters in their first five games.

Cutler and Moore became the first pair of Dolphins quarterbacks to throw touchdown passes in the same game since 2010 when Chad Henne and Tyler Thigpen did it in a 29-17 victory against the Tennessee Titans.

Quarterback Josh McCown threw for three touchdowns and ran for another for the Jets, who were trying to sweep the season series.

Along with Cutler, the Dolphins also lost left tackle Laremy Tunsil to a knee injury in the third quarter.

SCORING DRIVES

TEAM	QTR	TIME	PLAY (EXTRA POINT) (DRIVE INFO)	NYJ	MIA
Jets	1	12:55	J.Kearse 29 yd. pass from J.McCown (C.Catanzaro kick) (5-75, 2:05)	7	0
Dolphins	1	10:44	J.Landry 4 yd. pass from J.Cutler (C.Parkey kick) (5-75, 2:11)	7	7
Jets	1	1:27	R.Anderson 18 yd. pass from J.McCown (C.Catanzaro kick) (8-75, 4:54)	14	7
Dolphins	2	6:14	A.Fasano 4 yd. pass from J.Cutler (C.Parkey kick) (10-70, 5:11)	14	14
Jets	2	1:51	J.McCown 1 yd. run (C.Catanzaro kick) (2-1, 0:41)	21	14
Jets	3	1:41	A.Seferian-Jenkins 10 yd. pass from J.McCown (C.Catanzaro kick) (7-45, 4:05)	28	14
Dolphins	4	11:21	K.Stills 28 yd. pass from M.Moore (C.Parkey kick) (4-42, 1:27)	28	21
Dolphins	4	6:19	K.Stills 2 yd. pass from M.Moore (C.Parkey kick) (6-54, 3:25)	28	28
Dolphins	4	0:22	C.Parkey 39 yd. Field Goal (4-6, 0:17)	28	31

GAME STATISTICS

RUSHING (Att-Yds-TD):

N.Y. Jets: B. Powell 9-43, M. Forte 7-41, E. McGuire 3-7, J. McCown 3-1-1.
Miami: J. Ajayi 23-51, D. Williams 2-2.

PASSING (A-C-Y-TD-I):

N.Y. Jets: J. McCown 27-17-209-3-1.
Miami: M. Moore 21-13-188-2-1, J. Cutler 16-12-138-2-1.

RECEIVING (Rec-Yds-TD):

N.Y. Jets: M. Forte 5-41, R. Anderson 3-35-1, A. Seferian-Jenkins 3-21-1, B. Powell 2-40, J. Kerley 2-17, J. Kearse 1-29-1, E. Tomlinson 1-26.
Miami: J. Landry 7-93-1, K. Stills 6-85-2, J. Thomas 3-58, J. Ajayi 3-26, A. Fasano 3-25-1, D. Williams 2-18, L. Carroo 1-21.

SACKS (Sk-Yds):

N.Y. Jets: D. Davis 1-9, Ja. Adams 1-8, J. Martin 1-5.
Miami: C. Wake 2.5-24, N. Suh 0.5-5.

INTERCEPTIONS (Int-Yds):

N.Y. Jets: M. Maye 1-32, M. Wilkerson 1-3.
Miami: B. McCain 1-6.

FORCED FUMBLES:

N.Y. Jets: D. Lee 1.
Miami: None.

FUMBLE RECOVERIES (No-Yds):

N.Y. Jets: None.
Miami: T. Fede 1.

TEAM STATS	NYJ	MIA
First Downs	16	25
Rushing	4	3
Passing	10	16
Penalty	2	6
3rd-Down Efficiency	4 for 11	5 for 13
4th-Down Efficiency	0 for 0	0 for 0
Total Net Yards	272	357
Total Net Plays	52	65
Average Gain	5.2	5.5
Net Yards Rushing	92	53
Rushes	22	25
Yards per Rush	4.2	2.1
Net Yards Passing	180	304
Completed - Attempted	17-27	25-37
Yards per Pass Play	6.0	7.6
Sacked - Yards Lost	3-29	3-22
Had Intercepted	1	2
Punts - Average	7-321-45.9	6-267-44.5
Return Yardage	89	95
Punts - Return Yards	4-24	4-33
Kickoffs - Return Yards	2-30	2-56
Interceptions - Return Yards	2-35	1-6
Penalties - Yards	12-124	9-76
Fumbles - Lost	2-1	1-0
Red-Zone Efficiency	3 for 3	3 for 3
Goal-to-Go Efficiency	1 for 1	3 for 3
Time of Possession	28:02	31:58



2017 GAME RECAPS

WEEK 8

OCT. 26, 2017 | BALTIMORE, MD.
M&T BANK STADIUM
ATTENDANCE: 70,408 | TV: CBS/NFLN/AMAZON

SCORING SUMMARY

MIAMI 0

BALTIMORE 40

	1	2	3	4	F
Miami	0	0	0	0	0
Baltimore	7	13	0	20	40

It was another disappointing visit to Baltimore for the Miami Dolphins. Quarterbacks Joe Flacco and Ryan Mallett each threw a touchdown pass to help the Ravens build a 20-0 halftime lead on their way to a 40-0 victory in a Thursday night game at M&T Bank Stadium.

Linebacker C.J. Mosley and cornerback Jimmy Smith both returned interceptions for touchdowns, Mosley going 63 yards in the third quarter and Smith going 50 in the fourth. Wide receiver Chris Moore had another fourth-quarter touchdown when he recovered a Baltimore fumble in the end zone.

Justin Tucker kicked two field goals, though rookie Dolphins defensive tackle Vincent Taylor blocked a 46-yard attempt in the second half. That, unfortunately, was a rare highlight for the Dolphins.

Running back Jay Ajayi had a season-long 21-yard run on his first carry, but found little room to run after that.

Matt Moore made his first start of the season at quarterback in place of injured starter Jay Cutler, but he couldn't duplicate his first start of 2016 when he had four touchdown passes against the New York Jets.

Moore was sacked three times, including a fourth-down play in the fourth quarter.

Along with Cutler, the Dolphins also played without starting defensive end Andre Branch and starting left guard Anthony Steen, who were nursing groin and foot injuries, respectively. Rookie first-round pick Charles Harris made his first NFL start in place of Branch.

The loss at Baltimore ended the Dolphins' three-game winning streak. The Dolphins had a six-game winning streak end in Baltimore last season.

SCORING DRIVES

TEAM	QTR	TIME	PLAY (EXTRA POINT) (DRIVE INFO)	MIA	BAL
Ravens	1	8:19	J.Maclin 34 yd. pass from J.Flacco (J.Tucker kick) (3-40, 0:50)	0	7
Ravens	2	13:16	J.Tucker 55 yd. Field Goal (7-35, 2:51)	0	10
Ravens	2	8:02	J.Tucker 48 yd. Field Goal (8-30, 3:48)	0	13
Ravens	2	1:56	B.Watson 2 yd. pass from R.Mallett (J.Tucker kick) (8-60, 3:04)	0	20
Ravens	4	14:15	C.Mosley 63 yd. interception return (pass failed)	0	26
Ravens	4	6:39	C.Moore fumble recovery in end zone (J.Tucker kick) (8-38, 4:44)	0	33
Ravens	4	4:28	J.Smith 50 yd. interception return (J.Tucker kick)	0	40

GAME STATISTICS

RUSHING (Att-Yds-TD):

Miami: J. Ajayi 13-23, K. Drake 6-22.
Baltimore: A. Collins 18-133, J. Allen 17-55, J. Flacco 1-9, R. Mallett 4-(-3).

PASSING (A-C-Y-TD-I):

Miami: M. Moore 44-25-176-0-2.
Baltimore: J. Flacco 15-10-101-1-0, R. Mallett 7-3-20-1-0.

RECEIVING (Rec-Yds-TD):

Miami: L. Carroo 6-48, K. Stills 5-65, J. Landry 5-33, J. Ajayi 4-18, A. Fasano 2-11, J. Thomas 2-2, D. Williams 2-(-1).
Baltimore: N. Boyle 4-29, J. Maclin 3-53-1, A. Collins 2-30, B. Watson 2-6-1, J. Allen 1-2, P. Ricard 1-1.

SACKS (Sk-Yds):

Miami: None.
Baltimore: A. Levine Sr. 1-8, T. Bowser 1-5, C. Mosley 0.5-6, Z. Smith 0.5-6.

INTERCEPTIONS (Int-Yds):

Miami: None.
Baltimore: C. Mosley 1-63-1, J. Smith 1-50-1.

FORCED FUMBLES:

Miami: None.
Baltimore: None.

FUMBLE RECOVERIES (No-Yds):

Miami: None.
Baltimore: None.

TEAM STATS

	MIA	BAL
First Downs	13	19
Rushing	3	9
Passing	9	7
Penalty	1	3
3rd-Down Efficiency	4 for 15	3 for 13
4th-Down Efficiency	0 for 2	0 for 0
Total Net Yards	196	295
Total Net Plays	66	62
Average Gain	3.0	4.8
Net Yards Rushing	45	174
Rushes	19	40
Yards per Rush	2.4	4.4
Net Yards Passing	151	121
Completed - Attempted	25-44	13-22
Yards per Pass Play	3.2	5.5
Sacked - Yards Lost	3-25	0-0
Had Intercepted	2	0
Punts - Average	8-328-41.0	5-225-45.0
Return Yardage	20	148
Punts - Return Yards	2-5	3-9
Kickoffs - Return Yards	1-15	1-26
Interceptions - Return Yards	0-0	2-113
Penalties - Yards	7-43	5-40
Fumbles - Lost	0-0	1-0
Red-Zone Efficiency	0 for 0	2 for 2
Goal-to-Go Efficiency	0 for 0	2 for 2
Time of Possession	28:46	31:14



2017 GAME RECAPS

WEEK 9

NOV. 5, 2017 | MIAMI GARDENS, FLA.
HARD ROCK STADIUM
ATTENDANCE: 65,139 | TV: NBC

SCORING SUMMARY

OAKLAND 27

MIAMI 24

	1	2	3	4	F
Oakland	3	10	7	7	27
Miami	0	9	7	8	24

The Oakland Raiders spoiled the Dolphins' return to Sunday Night Football. Quarterback Jay Cutler returned to action and threw three touchdown passes, but it wasn't enough as the Dolphins suffered a 27-24 loss at Hard Rock Stadium in their first Sunday night appearance since 2010.

Marshawn Lynch rushed for two touchdowns and Derek Carr threw a 44-yard TD pass to Johnny Holton for the Raiders, who came in having lost five of their past six games.

Running back Damien Williams, wide receiver Jarvis Landry and tight end Julius Thomas had the touchdowns for the Dolphins, who concluded the first half of the regular season with a 4-4 record. Cody Parkey kicked a 49-yard field goal.

Kenyan Drake had a 42-yard run for the Dolphins' longest offensive play of the game.

Ndamukong Suh produced the defensive highlight when he jumped to knock the ball out of quarterback Derek Carr's hand as he was preparing to pass. Raiders tackle Marshall Newhouse recovered the fumble, but he lost the ball again when he was hit by linebacker Kiko Alonso and defensive end Charles Harris recovered for the Dolphins takeaway. Safety Reshad Jones had an interception on the final play before the two-minute warning.

The Dolphins were hurt by penalties and miscues, including a lost fumble by Drake and 11 penalties.

Oakland seemingly put the game away when Lynch scored his second touchdown on a 3-yard run to make it a 27-16 score. The play immediately followed a defensive pass interference penalty on cornerback Xavier Howard and a completion accompanied by a personal foul penalty on Reshad Jones.

The Dolphins scored with 1:32 left to make it 27-24 after Drake ran it in for the two-point conversion, but the comeback attempt ended when Raiders wide receiver Amari Cooper recovered the ensuing onside kick.

SCORING DRIVES

TEAM	QTR	TIME	PLAY (EXTRA POINT) (DRIVE INFO)	OAK	MIA
Raiders	1	7:31	G.Tavecchio 36 yd. Field Goal (12-58, 7:29)	3	0
Dolphins	2	10:37	D.Williams 10 yd. pass from J.Cutler (kick failed, hlu) (10-82, 5:35)	3	6
Raiders	2	3:26	J.Holton 44 yd. pass from D.Carr (G.Tavecchio kick) (6-81, 4:02)	10	6
Dolphins	2	0:32	C.Parkey 49 yd. Field Goal (8-49, 2:54)	10	9
Raiders	2	0:00	G.Tavecchio 53 yd. Field Goal (5-42, 0:32)	13	9
Raiders	3	9:23	M.Lynch 22 yd. run (G.Tavecchio kick) (6-67, 3:24)	20	9
Dolphins	3	6:34	J.Landry 6 yd. pass from J.Cutler (C.Parkey kick) (7-75, 2:49)	20	16
Raiders	4	4:37	M.Lynch 3 yd. run (G.Tavecchio kick) (6-87, 2:44)	27	16
Dolphins	4	1:32	J.Thomas 15 yd. pass from J.Cutler (K.Drake run) (5-83, 0:22)	27	24

GAME STATISTICS

RUSHING (Att-Yds-TD):

Oakland: M. Lynch 14-57-2, D. Washington 4-16, J. Richard 5-14, D. Carr 4(-3).

Miami: K. Drake 9-69, D. Williams 7-14, M. Gray 1-3, J. Cutler 1-0.

PASSING (A-C-Y-TD-I):

Oakland: D. Carr 30-21-300-1-1.

Miami: J. Cutler 42-34-311-3-0.

RECEIVING (Rec-Yds-TD):

Oakland: J. Cook 8-126, A. Cooper 4-58, M. Crabtree 3-40, S. Roberts 2-28, M. Lynch 2-6, J. Holton 1-44-1, D. Washington 1(-2).

Miami: J. Thomas 6-84-1, D. Williams 6-47-1, K. Drake 6-35, J. Landry 6-32-1, D. Parker 5-76, K. Stills 3-28, A. Fasano 2-9.

SACKS (Sk-Yds):

Oakland: M. Edwards 0.5-1, B. Irvin 0.5-1.

Miami: N. Suh 1-5.

INTERCEPTIONS (Int-Yds):

Oakland: None

Miami: R. Jones 1-0.

FORCED FUMBLES:

Oakland: B. Irvin 1.

Miami: K. Alonso 1, N. Suh 1.

FUMBLE RECOVERIES (No-Yds):

Oakland: T. Carrie 1-0.

Miami: C. Harris 1-0.

TEAM STATS

	OAK	MIA
First Downs	20	23
Rushing	4	4
Passing	14	15
Penalty	2	4
3rd-Down Efficiency	8 for 15	5 for 12
4th-Down Efficiency	0 for 0	0 for 1
Total Net Yards	379	395
Total Net Plays	58	61
Average Gain	6.5	6.5
Net Yards Rushing	84	86
Rushes	27	18
Yards per Rush	3.1	4.8
Net Yards Passing	295	309
Completed - Attempted	21-30	34-42
Yards per Pass Play	9.5	7.2
Sacked - Yards Lost	1-5	1-2
Had Intercepted	1	0
Punts - Average	3-140-46.7	5-221-44.2
Return Yardage	82	52
Punts - Return Yards	2-21	1-5
Kickoffs - Return Yards	2-61	2-47
Interceptions - Return Yards	0-0	1-0
Penalties - Yards	10-105	11-107
Fumbles - Lost	3-1	2-1
Red-Zone Efficiency	1 for 2	3 for 3
Goal-to-Go Efficiency	1 for 1	2 for 2
Time of Possession	30:56	29:04



2017 GAME RECAPS

WEEK 10

NOV. 13, 2017 | CHARLOTTE, N.C.
BANK OF AMERICA STADIUM
ATTENDANCE: 72,790 | TV: ESPN

SCORING SUMMARY

MIAMI 21

CAROLINA 45

	1	2	3	4	F
Miami	0	7	7	7	21
Carolina	3	14	21	7	45

The Dolphins completed their trio of prime-time games in disappointing fashion.

Running back Kenyan Drake had the Dolphins' longest offensive play of the season when he scored on a 66-yard touchdown run and Jay Cutler threw two touchdown passes, but it wasn't nearly enough as the Dolphins left Bank of America Stadium with a 45-21 loss.

Tight end Julius Thomas and wide receiver Jarvis Landry had the touchdown receptions for the Dolphins.

Rookie running back Christian McCaffrey had a touchdown run and a touchdown reception for Carolina, and wide receiver Devin Funchess had two touchdown catches. Cam Newton threw four touchdown passes and had a 69-yard run in the third quarter.

Drake's run, which surpassed his 42-yard run eight days earlier as the Dolphins' longest offensive play of the season, was the team's first rushing touchdown of the season. It was the longest run for the Dolphins since Oct. 25, 2015 when Lamar Miller had an 85-yard touchdown against the Houston Texans.

The Dolphins trailed 10-7 when the game turned late in the first half.

After Thomas scored on a shovel pass to cut into Carolina's 10-0 deficit, the Dolphins stopped the Panthers' two-minute drive at the end of the first half. But after the Dolphins took over at their own 20 with under a minute left, Jay Cutler was intercepted by linebacker Luke Kuechly and Carolina took a 17-7 lead into halftime after Newton threw a TD pass to tight end Ed Dickson.

SCORING DRIVES

TEAM	QTR	TIME	PLAY (EXTRA POINT) (DRIVE INFO)	MIA	CAR
Panthers	1	1:50	G.Gano 40 yd. Field Goal (11-42, 5:33)	0	3
Panthers	2	6:59	C.McCaffrey 4 yd. run (G.Gano kick) (12-85, 6:17)	0	10
Dolphins	2	2:12	J.Thomas 2 yd. pass from J.Cutler (C.Parkey kick) (10-75, 4:47)	7	10
Panthers	2	0:19	E.Dickson 7 yd. pass from C.Newton (G.Gano kick) (4-20, 0:22)	7	17
Panthers	3	11:50	D.Funchess 28 yd. pass from C.Newton (G.Gano kick) (8-78, 3:10)	7	24
Panthers	3	7:15	C.Artis-Payne 12 yd. run (G.Gano kick) (4-48, 2:19)	7	31
Dolphins	3	5:47	K.Drake 66 yd. run (C.Parkey kick) (3-75, 1:28)	14	31
Panthers	3	3:07	C.McCaffrey 2 yd. pass from C.Newton (G.Gano kick) (4-87, 2:40)	14	38
Panthers	4	8:20	D.Funchess 32 yd. pass from C.Newton (G.Gano kick) (11-83, 6:43)	14	45
Dolphins	4	4:05	J.Landry 9 yd. pass from J.Cutler (C.Parkey kick) (10-75, 4:15)	21	45

GAME STATISTICS

RUSHING (Att-Yds-TD):

Miami: K. Drake 7-82-1, D. Williams 9-19, J. Cutler 1-(-1).
Carolina: J. Stewart 17-110, C. Newton 5-95, C. Artis-Payne 7-68-1, C. McCaffrey 5-23-1, D. Anderson 2-(-2).

PASSING (A-C-Y-TD-I):

Miami: J. Cutler 37-22-213-2-1.
Carolina: C. Newton 35-21-254-4-0.

RECEIVING (Rec-Yds-TD):

Miami: D. Parker 6-66, K. Stills 5-67, J. Landry 5-42-1, D. Williams 2-20, K. Drake 2-10, J. Thomas 2-8-1.
Carolina: D. Funchess 5-92-2, C. Samuel 5-45, R. Shepard 3-40, E. Dickson 3-33-1, C. McCaffrey 3-27-1, B. Bersin 1-12, K. Clay 1-5.

SACKS (Sk-Yds):

Miami: None.
Carolina: None.

INTERCEPTIONS (Int-Yds):

Miami: None.
Carolina: L. Kuechly 1-0.

FORCED FUMBLES:

Miami: None.
Carolina: None.

FUMBLE RECOVERIES (No-Yds):

Miami: None.
Carolina: None.

TEAM STATS

	OAK	MIA
First Downs	17	30
Rushing	3	12
Passing	12	16
Penalty	2	2
3rd-Down Efficiency	7 for 12	11 for 14
4th-Down Efficiency	0 for 1	0 for 0
Total Net Yards	313	548
Total Net Plays	54	71
Average Gain	5.8	7.7
Net Yards Rushing	100	294
Rushes	17	36
Yards per Rush	5.9	8.2
Net Yards Passing	213	254
Completed - Attempted	22-37	21-35
Yards per Pass Play	5.8	7.3
Sacked - Yards Lost	0-0	0-0
Had Intercepted	1	0
Punts - Average	4-167-41.8	2-85-42.5
Return Yardage	87	91
Punts - Return Yards	0-0	2-10
Kickoffs - Return Yards	4-87	4-81
Interceptions - Return Yards	0-0	1-0
Penalties - Yards	7-57	6-37
Fumbles - Lost	0-0	0-0
Red-Zone Efficiency	2 for 2	4 for 4
Goal-to-Go Efficiency	1 for 1	3 for 3
Time of Possession	24:21	35:39



SUPPLEMENTAL STATS



2017 STATISTICS

WON 4, LOST 5			
9/17/2017	W	19- 17	at Los Angeles Chargers
9/24/2017	L	6- 20	at New York Jets
10/1/2017	L	0- 20	New Orleans Saints
10/8/2017	W	16- 10	Tennessee Titans
10/15/2017	W	20- 17	at Atlanta Falcons
10/22/2017	W	31- 28	New York Jets
10/26/2017	L	0- 40	at Baltimore Ravens
11/5/2017	L	24- 27	Oakland Raiders
11/13/2017	L	21- 45	at Carolina Panthers

	MIAMI	OPPONENT
Total First Downs	158	180
Rushing	34	48
Passing	101	113
Penalty	23	19
3rd Down: Made/Att	38/112	46/111
3rd Down Pct.	33.9%	41.4%
4th Down: Made/Att	2/12	1/3
4th Down Pct.	16.7%	33.3%
Possession Avg.	29:00	31:00
Total Net Yards	2475	3071
Avg. Per Game	275.0	341.2
Total Plays	547	540
Avg. Per Play	4.5	5.7
Net Yards Rushing	721	1046
Avg. Per Game	80.1	116.2
Total Rushes	203	240
Net Yards Passing	1754	2025
Avg. Per Game	194.9	225.0
Sacked/Yards Lost	17/129	16/96
Gross Yards	1883	2121
Attempts/Completions	327/207	284/195
Completion Pct.	63.3%	68.7%
Had Intercepted	10	3
Punts/Average	50/45.0	42/47.4
Net Punting Avg.	40.6	43.6
Penalties/Yards	67/512	74/677
Fumbles/Ball Lost	7/2	14/5
Touchdowns	16	27
Rushing	1	8
Passing	14	16
Returns	1	3

SCORE BY PERIODS	Q1	Q2	Q3	Q4	OT	PTS
TEAM	20	23	38	56	0	137
OPPONENTS	37	77	66	44	0	224

SCORING	TD	RU	PA	RT	PAT	FG	2Pt	PTS
C.Parkey	0	0	0	0	12/15	9/10	0	39
J.Landry	5	0	5	0	0/0	0/0	0	30
K.Stills	4	0	4	0	0/0	0/0	0	24
J.Thomas	2	0	2	0	0/0	0/0	0	12
K.Drake	1	1	0	0	0/0	0/0	1	8
A.Fasano	1	0	1	0	0/0	0/0	0	6
R.Jones	1	0	0	1	0/0	0/0	0	6
D.Parker	1	0	1	0	0/0	0/0	0	6
D.Williams	1	0	1	0	0/0	0/0	0	6
TEAM	16	1	14	1	12/15	9/10	1	137
OPPONENTS	27	8	16	3	26/26	12/18	0	224

2-Pt. Conversions: Team 1/1, Opponents: 0/1

Sacks: C.Wake 6.0, N.Suh 3.5, A.Branch 3.0, W.Hayes 1.0, C.Harris 1.0, K.Alonso 1.0, R.Jones 0.5 **Team: 16.0, Opponents: 17.0**



2017 STATISTICS

RUSHING	NO.	YDS	AVG	LONG	TD
J.Ajayi	138	465	3.4	21	0
K.Drake	26	176	6.8	66t	1
D.Williams	28	65	2.3	11	0
J.Cutler	9	19	2.1	9	0
M.Gray	1	3	3.0	3	0
J.Landry	1	-7	-7.0	-7	0
TEAM	203	721	3.6	66t	1
OPPONENTS	240	1046	4.4	69	8

RECEIVING	NO.	YDS	AVG	LONG	TD
J.Landry	61	472	7.7	29	5
K.Stills	33	408	12.4	36	4
D.Parker	30	378	12.6	31	1
J.Thomas	25	260	10.4	27	2
D.Williams	16	117	7.3	15	1
J.Ajayi	14	67	4.8	15	0
K.Drake	11	52	4.7	10	0
L.Carroo	7	69	9.9	21	0
A.Fasano	7	45	6.4	22	1
J.Grant	3	15	5.0	12	0
TEAM	207	1883	9.1	36	14
OPPONENTS	195	2121	10.9	69t	16

Fumbles Lost: J.Ajayi 1, K.Drake 1 Total: 2

Opponent Fumble Recoveries: R.Jones 2, T.Fede 1, M.Hull 1, C.Harris 1 Total: 5

PASSING	ATT	CMP	YDS	CMP%	YDS/ATT	TD	TD%	INT	INT%	LONG	SACK	LOST	RATING
J.Cutler	259	169	1519	65.3%	5.9	12	4.6%	6	2.3%	36	13/	95	86.7
M.Moore	65	38	364	58.5%	5.6	2	3.1%	3	4.6%	29	4/	34	65.2
M.Gray	1	0	0	0.0%	0.0	0	0.0%	0	0.0%	0	0/	0	39.6
J.Landry	1	0	0	0.0%	0.0	0	0.0%	0	0.0%	0	0/	0	39.6
M.Haack	1	0	0	0.0%	0.0	0	0.0%	1	100.0%	0	0/	0	0.0
TEAM	327	207	1883	63.3%	5.8	14	4.3%	10	3.1%	36	17/	129	80.4
OPPONENTS	284	195	2121	68.7%	7.5	16	5.6%	3	1.1%	69t	16/	96	104.8

INTERCEPTIONS	NO.	YDS	AVG	LONG	TD
R.Jones	2	15	7.5	15	0
B.McCain	1	6	6.0	6	0
TEAM	3	21	7.0	15	0
OPPONENTS	10	176	17.6	63t	2

PUNTING	NO	YDS	AVG	NET	TB	IN	LG	B
M.Haack	50	2248	45.0	40.6	3	16	64	0
TEAM	50	2248	45.0	40.6	3	16	64	0
OPPONENTS	42	1992	47.4	43.6	1	19	71	0

PUNT RETURNS	RET	FC	YDS	AVG	LONG	TD
J.Grant	14	6	84	6.0	14	0
J.Landry	8	1	57	7.1	16	0
TEAM	22	7	141	6.4	16	0
OPPONENTS	21	13	158	7.5	23	0

KICKOFF RETURNS	NO.	YDS	AVG	LONG	TD
J.Grant	8	181	22.6	30	0
K.Drake	7	147	21.0	34	0
S.Perry	4	87	21.8	29	0
TEAM	19	415	21.8	34	0
OPPONENTS	18	360	20.0	35	0

FIELD GOALS	1-19	20-29	30-39	40-49	50+
C.Parkey	0/0	1/1	4/4	3/3	1/2
TEAM	0/0	1/1	4/4	3/3	1/2
OPPONENTS	0/0	1/1	1/1	7/12	3/4



2017 STATISTICS

2017 MIAMI DOLPHINS INDIVIDUAL DEFENSIVE STATISTICS												
PLAYER	GP	SOLO	ASST	TOT	SACKS	YDS	TFL	QBH	INT	PD	FF	FR
Reshad Jones	9	51	11	62	0.5	4.5	4	1	2	3	0	2
Kiko Alonso	9	42	17	59	1.0	0.0	4	1	0	1	2	0
Lawrence Timmons	7	34	15	49	0.0	0.0	4	2	0	2	0	0
Xavien Howard	9	27	5	32	0.0	0.0	0	0	0	3	0	0
Ndamukong Suh	9	16	11	27	3.5	15.0	4	4	0	0	2	0
Bobby McCain	9	18	7	25	0.0	0.0	1	0	1	2	0	0
Cameron Wake	9	16	7	23	6.0	50.5	8	15	0	0	0	0
Rey Mauluga	6	14	9	23	0.0	0.0	1	0	0	0	0	0
Davon Godchaux	9	13	8	21	0.0	0.0	0	2	0	1	1	0
Cordrea Tankersley	7	18	2	20	0.0	0.0	0	0	0	5	0	0
Nate Allen	7	14	6	20	0.0	0.0	0	0	0	1	0	0
Mike Hull	9	12	7	19	0.0	0.0	1	1	0	0	0	1
William Hayes	9	13	3	16	1.0	8.0	3	4	0	0	0	0
Andre Branch	8	9	6	15	3.0	10.0	3	5	0	0	0	0
Chase Allen	9	14	0	14	0.0	0.0	0	0	0	0	0	0
Vincent Taylor	7	6	7	13	0.0	0.0	0	1	0	1	0	0
Michael Thomas	9	6	5	11	0.0	0.0	1	0	0	1	0	0
Charles Harris	9	8	1	9	1.0	8.0	1	6	0	2	0	1
T.J. McDonald	1	7	2	9	0.0	0.0	0	0	0	0	0	0
Byron Maxwell	2	8	0	8	0.0	0.0	0	0	0	0	1	0
Jordan Phillips	6	2	5	7	0.0	0.0	0	1	0	0	0	0
Terrence Fede	9	3	1	4	0.0	0.0	0	0	0	0	0	1
Maurice Smith	5	1	0	1	0.0	0.0	0	0	0	1	0	0
Alterraun Verner	9	1	0	1	0.0	0.0	0	0	0	0	0	0
TOTALS		353	135	488	16.0	96.0	35	43	3	23	6	5

NOTE: Special teams and miscellaneous tackles/fumbles not included above

DEFENSIVE TOUCHDOWNS: Reshad Jones 38-yard fumble return vs. Tennessee (10/8).

MISCELLANEOUS TACKLES: Jarvis Landry 3, Jermon Bushrod 1, Ja'Wuan James 1, Julius Thomas 1.

MISCELLANEOUS FORCED FUMBLES: None.

MISCELLANEOUS FUMBLE RECOVERIES: Jay Cutler 1, Ja'Wuan James 1.



GAME-BY-GAME TEAM STATISTICS

2017 MIAMI DOLPHINS GAME-BY-GAME STATISTICS																			
GAME	SCORE				FIRST DOWNS				3RD DOWN		4TH DOWN		NET YARDS						
	PTS	OPP	DIFF	OT	TOT	RUSH	PASS	PEN	CON	ATT	CON	ATT	TOT	RUSH	PASS	TO	PEN	YDS	TOP
at L.A. Chargers	19	17	2	0	21	6	13	2	5	13	0	1	336	111	225	0	5	23	33:22
at N.Y. Jets	6	20	-14	0	16	0	12	4	1	12	0	3	225	30	195	2	8	51	23:52
NEW ORLEANS	0	20	-20	0	11	3	7	1	1	8	0	1	186	58	128	1	11	90	25:32
TENNESSEE	16	10	6	0	12	5	7	0	5	15	0	0	178	100	78	2	5	23	29:45
at Atlanta	20	17	3	0	20	7	10	3	5	12	2	3	289	138	151	1	4	42	34:24
NEW YORK	31	28	3	0	25	3	16	6	5	13	0	0	357	53	304	2	9	76	31:58
at Baltimore	0	40	-40	0	13	3	9	1	4	15	0	2	196	45	151	2	7	43	28:46
OAKLAND	24	27	-3	0	23	4	15	4	5	12	0	1	395	86	309	1	11	107	29:04
at Carolina	21	45	-24	0	17	3	12	2	7	12	0	1	313	100	213	1	7	57	24:21
TAMPA BAY																			
at New England																			
DENVER																			
NEW ENGLAND																			
at Buffalo																			
at Kansas City																			
BUFFALO																			
TOTALS	137	224	-87	0	158	34	101	23	38	112	2	12	2,475	721	1,754	12	67	512	29:00

2017 OPPONENTS GAME-BY-GAME STATISTICS																			
GAME	SCORE				FIRST DOWNS				3RD DOWN		4TH DOWN		NET YARDS						
	PTS	OPP	DIFF	OT	TOT	RUSH	PASS	PEN	CON	ATT	CON	ATT	TOT	RUSH	PASS	TO	PEN	YDS	TOP
at L.A. Chargers	17	19	-2	0	24	3	19	2	2	8	0	0	367	44	323	0	6	56	26:38
at N.Y. Jets	20	6	14	0	16	4	9	3	4	13	0	0	336	103	233	1	10	94	36:08
NEW ORLEANS	20	0	20	0	22	4	16	2	6	13	1	2	347	86	261	0	8	71	34:28
TENNESSEE	10	16	-6	0	14	3	9	2	2	13	0	0	188	69	119	2	11	77	30:15
at Atlanta	17	20	-3	0	19	5	13	1	6	11	0	1	339	100	239	1	6	73	25:36
NEW YORK	28	31	-3	0	16	4	10	2	4	11	0	0	272	92	180	2	12	124	28:02
at Baltimore	40	0	40	0	19	9	7	3	3	13	0	0	295	174	121	0	5	40	31:14
OAKLAND	27	24	3	0	20	4	14	2	8	15	0	0	379	84	295	2	10	105	30:56
at Carolina	45	21	24	0	30	12	16	2	11	14	0	0	548	294	254	0	6	37	35:39
TAMPA BAY																			
at New England																			
DENVER																			
NEW ENGLAND																			
at Buffalo																			
at Kansas City																			
BUFFALO																			
TOTALS	224	137	87	0	180	48	113	19	46	111	1	3	3,071	1046	2,025	8	74	677	31:00



GAME-BY-GAME TEAM DEFENSIVE STATISTICS

2017 MIAMI DOLPHINS GAME-BY-GAME TEAM DEFENSIVE STATISTICS											
GAME	SOLO	ASST	TOT	SACKS	YDS	TFL	QBH	INT	PD	FF	FR
at L.A. Chargers	42	19	61	1.0	8.0	5	5	0	0	0	0
at N.Y. Jets	43	15	58	2.0	16.0	5	5	0	1	2	1
NEW ORLEANS	55	2	57	1.0	7.0	5	5	0	1	0	0
TENNESSEE	40	10	50	6.0	22.0	4	11	0	5	2	2
at Atlanta	38	11	49	2.0	9.0	5	5	1	4	0	0
NEW YORK	31	10	41	3.0	29.0	3	5	1	4	0	1
at Baltimore	37	20	57	0.0	0.0	3	3	0	2	0	0
OAKLAND	37	12	49	1.0	5.0	5	2	1	4	2	1
at Carolina	30	36	66	0.0	0.0	0	2	0	2	0	0
TAMPA BAY											
at New England											
DENVER											
NEW ENGLAND											
at Buffalo											
at Kansas City											
BUFFALO											
TOTALS	353	135	488	16.0	96.0	35	43	3	23	6	5

TURNOVER DIFFERENTIAL

2017 MIAMI DOLPHINS TURNOVERS							
GAME	TAKEAWAYS			GIVEAWAYS			DIFF
	INT	FUM	TOTAL	INT	FUM	TOTAL	
at L.A. Chargers	0	0	0	0	0	0	0
at N.Y. Jets	0	1	1	2	0	2	-1
NEW ORLEANS	0	0	0	1	0	1	-1
TENNESSEE	0	2	2	1	1	2	0
at Atlanta	1	0	1	1	0	1	0
N.Y. JETS	1	1	2	2	0	2	0
at Baltimore	0	0	0	2	0	2	-2
OAKLAND	1	1	2	0	1	1	1
at Carolina	0	0	0	1	0	1	-1
TAMPA BAY							
at New England							
DENVER							
NEW ENGLAND							
at Buffalo							
at Kansas City							
BUFFALO							
TOTAL	3	5	8	10	2	12	-4



SPECIAL TEAMS

2017 MIAMI DOLPHINS TEAM SPECIAL TEAMS STATISTICS								
GAME	SOLO	ASST	TOT	FF	FR	BFG	BPAT	BPNT
at L.A. Chargers	5	1	6	0	0	0	0	0
at N.Y. Jets	3	0	3	0	1	1	0	0
NEW ORLEANS	3	0	3	0	0	0	0	0
TENNESSEE	4	0	4	0	0	0	0	0
at Atlanta	1	2	3	0	0	0	0	0
NEW YORK	6	1	7	0	0	0	0	0
at Baltimore	3	0	3	0	0	1	0	0
OAKLAND	4	2	6	0	0	0	0	0
at Carolina	5	2	7	0	0	0	0	0
TAMPA BAY								
at New England								
DENVER								
NEW ENGLAND								
at Buffalo								
at Kansas City								
BUFFALO								
TOTALS	34	8	42	0	1	2	0	0

2017 MIAMI DOLPHINS INDIVIDUAL SPECIAL TEAMS STATISTICS								
PLAYER	SOLO	ASST	TOT	FF	FR	BFG	BPAT	BPNT
M. Thomas	6	2	8	0	0	0	0	0
K. Drake	4	1	5	0	0	0	0	0
M. Hull	5	0	5	0	0	0	0	0
S. Perry	3	2	5	0	0	0	0	0
T. Fede	4	0	4	0	0	0	0	0
A. Verner	3	0	3	0	0	0	0	0
C. Allen	2	0	2	0	0	0	0	0
B. McCain	2	0	2	0	0	0	0	0
D. Williams	1	1	2	0	0	0	0	0
J. Denney	1	0	1	0	0	0	0	0
M. Gray	1	0	1	0	0	0	0	0
J. Landry	1	0	1	0	0	0	0	0
C. Parkey	1	0	1	0	0	0	0	0
W. Aikens	0	1	1	0	0	0	0	0
J. March-Lillard	0	1	1	0	0	0	0	0
J. Grant	0	0	0	0	1	0	0	0
V. Taylor	0	0	0	0	0	2	0	0
TOTALS	34	8	42	0	1	2	0	0

2017 MIAMI DOLPHINS KICKOFF STATISTICS									
PLAYER	GP	KO	TB	PCT	YDS	AVG	RET	RET YDS	AVG START
C. Parkey	9	31	13	41.9	2,007	64.7	18	360	21.8
TOTAL	9	31	13	41.9	2,007	64.7	18	360	21.8



DRIVE PRODUCTION

2017 MIAMI DOLPHINS GAME-BY-GAME DRIVE PRODUCTION										
GAME	POSS	TD	FGM	FGA	PUNT	INT	FUM	DWNS	TIME	SAF
at L.A. Chargers	10	1	4	4	3	0	0	1	1	0
at N.Y. Jets	12	1	0	0	7	2	0	2	0	0
NEW ORLEANS	9	0	0	0	6	1	0	1	1	0
TENNESSEE	14	1	1	1	9	1	1	0	1	0
at Atlanta	9	2	2	2	2	1	0	1	1	0
NEW YORK	13	4	1	1	6	2	0	0	0	0
at Baltimore	14	0	0	1	8	2	0	2	1	0
OAKLAND	11	3	1	1	5	0	1	1	0	0
at Carolina	10	3	0	0	4	1	0	1	1	0
TAMPA BAY										
at New England										
DENVER										
ARZ										
at Buffalo										
at Kansas City										
BUFFALO										
TOTALS	102	15	9	10	50	10	2	9	6	0

2017 OPPONENTS GAME-BY-GAME DRIVE PRODUCTION										
GAME	POSS	TD	FGM	FGA	PUNT	INT	FUM	DWNS	TIME	SAF
at L.A. Chargers	9	2	1	3	4	0	0	0	0	0
at N.Y. Jets	12	2	2	3	5	0	1	0	1	0
NEW ORLEANS	9	2	2	3	3	0	0	1	0	0
TENNESSEE	15	1	1	1	10	0	2	0	1	0
at Atlanta	9	2	1	2	3	1	0	1	0	0
NEW YORK	14	4	0	0	7	1	1	0	1	0
at Baltimore	12	3	2	3	5	0	0	0	1	0
OAKLAND	11	3	2	2	3	1	1	0	1	0
at Carolina	10	6	1	1	2	0	0	0	1	0
TAMPA BAY										
at New England										
DENVER										
ARZ										
at Buffalo										
at Kansas City										
BUFFALO										
TOTALS	101	25	12	18	42	3	5	2	6	0



RED ZONE PRODUCTION

2017 MIAMI DOLPHINS GAME-BY-GAME RED ZONE PRODUCTION											
GAME	POSS	TD	FGM	FGA	INT	FUM	DWNS	TIME	RZ PLAYS	RZ RUSH	RZ PASS
at L.A. Chargers	3	0	3	3	0	0	0	0	11	4	7
at N.Y. Jets	1	1	0	0	0	0	0	0	3	1	2
NEW ORLEANS	1	0	0	0	1	0	0	0	1	0	1
TENNESSEE	1	1	0	0	0	0	0	0	4	2	2
at Atlanta	3	2	1	1	0	0	0	0	8	4	4
NEW YORK	3	3	0	0	0	0	0	0	6	1	5
at Baltimore	0	0	0	0	0	0	0	0	0	0	0
OAKLAND	3	3	0	0	0	0	0	0	5	0	5
at Carolina	2	2	0	0	0	0	0	0	7	1	6
TAMPA BAY											
at New England											
DENVER											
NEW ENGLAND											
at Buffalo											
at Kansas City											
BUFFALO											
TOTALS	17	12	4	4	1	0	0	0	45	13	32

2017 OPPONENT GAME-BY-GAME RED ZONE PRODUCTION											
GAME	POSS	TD	FGM	FGA	INT	FUM	DWNS	TIME	RZ PLAYS	RZ RUSH	RZ PASS
at L.A. Chargers	3	2	0	1	0	0	0	0	7	2	5
at N.Y. Jets	2	1	1	1	0	0	0	0	6	4	2
NEW ORLEANS	4	2	1	2	0	0	0	0	12	5	7
TENNESSEE	1	1	0	0	0	0	0	0	2	1	1
at Atlanta	1	1	0	0	0	0	0	0	4	3	1
NEW YORK	3	3	0	0	0	0	0	0	6	4	2
at Baltimore	2	2	0	0	0	0	0	0	6	5	1
OAKLAND	2	1	1	1	0	0	0	0	4	2	2
at Carolina	4	4	0	0	0	0	0	0	11	7	4
TAMPA BAY											
at New England											
DENVER											
NEW ENGLAND											
at Buffalo											
at Kansas City											
BUFFALO											
TOTALS	22	17	3	5	0	0	0	0	58	33	25



PENALTIES

2017 GAME-BY-GAME PENALTIES						
GAME	MIAMI			OPPONENTS		
	PEN	YDS	1DWNS	PEN	YDS	1DWNS
at L.A. Chargers	5	23	2	6	56	2
at N.Y. Jets	8	51	3	10	94	4
NEW ORLEANS	11	90	2	8	71	1
TENNESSEE	5	23	2	11	77	0
at Atlanta	4	42	1	6	73	3
NEW YORK	9	76	2	12	124	6
at Baltimore	7	43	3	5	40	1
OAKLAND	11	107	2	10	105	4
at Carolina	7	57	2	6	37	2
TAMPA BAY						
at New England						
DENVER						
NEW ENGLAND						
at Buffalo						
at Kansas City						
BUFFALO						
TOTALS	67	512	19	74	677	23



REPLAY REVIEWS

2017 REPLAY CHALLENGES BY DOLPHINS		
GAME	INITIAL RULING	RULING
L.A. CHARGERS (9/17)	J.Cutler pass incomplete deep right to D.Parker (K. Emanuel). Miami challenged the incomplete pass ruling.	Upheld
N.Y. JETS (10/22)	J.Cutler pass incomplete deep right to K.Stills [D.Bass]. Miami challenged the pass completion ruling.	Reversed

2017 REPLAY CHALLENGES BY OPPONENT		
GAME	INITIAL RULING	RULING
N.Y. JETS (9/24)	J. Cutler pass short left to K. Stills. NY Jets challenged the pass completion ruling.	Upheld

2017 REVIEWS BY REPLAY ASSISTANT		
GAME	INITIAL RULING	RULING
N.Y. JETS (9/24)	B. Powell left end for 1 yard, TOUCHDOWN. Replay Official reviewed the runner broke the plane ruling.	Upheld
NEW ORLEANS (10/1)	J.Cutler pass short left to K.Stills to MIA 11 for 5 yards (M.Lattimore). FUMBLES (M.Lattimore), ball out of bounds at MIA 11. The Replay Official reviewed the loose ball recovery ruling.	Reversed
TENNESSEE (10/8)	M.Cassel sacked at TEN 24 for -7 yards (K.Alonso). FUMBLES (K.Alonso), RECOVERED by MIA-R.Jones at TEN 38. R.Jones for 38 yards, TOUCHDOWN. The Replay Official reviewed the fumble ruling.	Upheld
ATLANTA (10/15)	T. Coleman left guard for 6 yards, TOUCHDOWN. The Replay Official reviewed the runner broke the plane ruling	Upheld
N.Y. JETS (10/22)	B.Powell right tackle to NYJ 12 for no gain (R.Jones). FUMBLES (R.Jones), RECOVERED by MIA-K.Alonso at NYJ 13. K.Alonso to NYJ 13 for no gain (K.Beachum). The Replay Official reviewed the fumble ruling	Reversed
OAKLAND (11/5)	J.Cutler pass deep right to D.Parker ran ob at OAK 15 for 26 yards. The Replay Official reviewed the incomplete pass ruling.	Reversed
CAROLINA (11/13)	C.Newton pass deep middle intended for R.Shepard INTERCEPTED by T.McDonald at MIA 3. T.McDonald to MIA 4 for 1 yard (C.Samuel). The Replay Official reviewed the pass interception ruling.	Reversed



THIRD AND FOURTH DOWNS

2017 GAME-BY-GAME THIRD DOWNS						
GAME	MIAMI			OPPONENTS		
	MADE	ATT	PCT	MADE	ATT	PCT
at L.A. Chargers	5	13	38.5	2	8	25.0
at N.Y. Jets	1	12	8.3	4	13	30.8
NEW ORLEANS	1	8	12.5	6	13	46.2
TENNESSEE	5	15	33.3	2	13	15.4
at Atlanta	5	12	41.7	6	11	54.5
NEW YORK	5	13	38.5	4	11	36.4
at Baltimore	4	15	26.7	3	13	23.1
OAKLAND	5	12	41.7	8	15	53.3
at Carolina	7	12	58.3	11	14	78.6
TAMPA BAY						
at New England						
DENVER						
NEW ENGLAND						
at Buffalo						
at Kansas City						
BUFFALO						
TOTALS	38	112	33.9	46	111	41.4

2017 GAME-BY-GAME FOURTH DOWNS						
GAME	MIAMI			OPPONENTS		
	MADE	ATT	PCT	MADE	ATT	PCT
at L.A. Chargers	0	1	0.0	0	0	0.0
at N.Y. Jets	0	3	0.0	0	0	0.0
NEW ORLEANS	0	1	0.0	1	2	50.0
TENNESSEE	0	0	0.0	0	0	0.0
at Atlanta	2	3	66.7	0	1	0.0
NEW YORK	0	0	0.0	0	0	0.0
at Baltimore	0	2	0.0	0	0	0.0
OAKLAND	0	1	0.0	0	0	0.0
at Carolina	0	1	0.0	0	0	0.0
TAMPA BAY						
at New England						
DENVER						
NEW ENGLAND						
at Buffalo						
at Kansas City						
BUFFALO						
TOTALS	2	12	16.7	1	3	33.3



QUARTER-BY-QUARTER SCORING

2017 QUARTER-BY-QUARTER SCORING													
GAME	W/L	MIAMI						OPPONENTS					
		1Q	2Q	3Q	4Q	OT	TOT	1Q	2Q	3Q	4Q	OT	TOT
at L.A. Chargers	W	3	0	10	6	-	19	0	10	7	0	-	17
at N.Y. Jets	L	0	0	0	6	-	6	0	10	10	0	-	20
NEW ORLEANS	L	0	0	0	0	-	0	0	3	7	10	-	20
TENNESSEE	W	10	0	0	6	-	16	0	3	7	0	-	10
at Atlanta	W	0	0	14	6	-	20	10	7	0	0	-	17
NEW YORK	W	7	7	0	17	-	31	14	7	7	0	-	28
at Baltimore	L	0	0	0	0	-	0	7	13	0	20	-	40
OAKLAND	L	0	9	7	8	-	24	3	10	7	7	-	27
at Carolina	L	0	7	7	7	-	21	3	14	21	7	-	45
TAMPA BAY													
at New England													
DENVER													
NEW ENGLAND													
at Buffalo													
at Kansas City													
BUFFALO													
TOTALS	4-4	20	23	38	56	0	137	37	77	66	44	0	224

LONGEST DRIVES

2017 MIAMI DOLPHINS LONGEST DRIVES		
PLAYS	NET YARDS	TIME
15 (at Atlanta, 10/15)	83 (vs. Oakland, 11/5)	8:43 (at Atlanta, 10/15)

2017 OPPONENTS LONGEST DRIVES		
PLAYS	NET YARDS	TIME
14 (vs. New Orleans, 10/1)	90 (at Atlanta, 10/15)	7:29 (vs. Oakland, 11/5)

INACTIVES

2017 MIAMI DOLPHINS GAME-BY-GAME INACTIVES							
at L.A. Chargers	Tankersley	McTyer	Mauluga	Asiata	E. Smith	Young	Timmons
at N.Y. Jets	Tankersley	McTyer	Mauluga	Asiata	E. Smith	Young	Phillips
NEW ORLEANS	McTyer	Maxwell	Mauluga	Asiata	E. Smith	Young	Phillips
TENNESSEE	M. Smith	McTyer	Maxwell	Anthony	Asiata	Young	Phillips
at Atlanta	Parker	M. Smith	McTyer	Maxwell	Anthony	Asiata	Young
NEW YORK	Parker	M. Smith	Maxwell	Anthony	Asiata	Young	Taylor
at Baltimore	Cutler	Parker	M. Smith	Anthony	Branch	Steen	Asiata
OAKLAND	Fales	Anthony	Larsen	Asiata	Scott	Taylor	-
at Carolina	Fales	Lucas	McTyer	Anthony	Asiata	Sterup	Scott
TAMPA BAY							
at New England							
DENVER							
NEW ENGLAND							
at Buffalo							
at Kansas City							
BUFFALO							



STARTERS

2017 MIAMI DOLPHINS GAME-BY-GAME OFFENSE STARTERS											
GAME	WR	LT	LG	C	RG	RT	TE	WR	QB	RB	WR
at L.A. Chargers	Stills	Tunsil	Steen	Pouncey	Bushrod	James	J. Thomas	Parker	Cutler	Ajayi	Landry
at N.Y. Jets	Stills	Tunsil	Steen	Pouncey	Bushrod	James	J. Thomas	Parker	Cutler	Ajayi	Landry
NEW ORLEANS	Stills	Tunsil	Steen	Pouncey	Bushrod	James	J. Thomas	Parker	Cutler	Ajayi	Landry
TENNESSEE	Stills	Tunsil	Steen	Pouncey	Bushrod	James	Fasano	Parker	Cutler	Ajayi	Landry
at Atlanta	Stills	Tunsil	Steen	Pouncey	Bushrod	James	J. Thomas	Fasano (TE)	Cutler	Ajayi	Landry
NEW YORK	Stills	Tunsil	Steen	Pouncey	Bushrod	James	J. Thomas	Fasano (TE)	Cutler	Ajayi	Landry
at Baltimore	Stills	Tunsil	Davis	Pouncey	Bushrod	James	J. Thomas	Fasano (TE)	Moore	Ajayi	Landry
OAKLAND	Stills	Tunsil	Davis	Pouncey	Bushrod	James	J. Thomas	Fasano (TE)	Cutler	Williams	Landry
at Carolina	Stills	Tunsil	Larsen	Pouncey	Bushrod	Davis	J. Thomas	Parker	Cutler	Williams	Landry
TAMPA BAY											
at New England											
DENVER											
NEW ENGLAND											
at Buffalo											
at Kansas City											
BUFFALO											

2017 MIAMI DOLPHINS GAME-BY-GAME DEFENSE STARTERS											
GAME	DE	DT	DT	DE	LB	LB	LB	CB	CB	S	S
at L.A. Chargers	Branch	Suh	Phillips	Wake	Alonso	Hull	C. Allen	Maxwell	Howard	Jones	N. Allen
at N.Y. Jets	Branch	Suh	Godchaux	Wake	Alonso	Hull	McCain (CB)	Maxwell	Howard	Jones	N. Allen
NEW ORLEANS	Branch	Suh	Godchaux	Wake	Alonso	Hull	Timmons	Tankersley	Howard	Jones	N. Allen
TENNESSEE	Branch	Suh	Godchaux	Wake	Alonso	Mauluga	Timmons	Tankersley	Howard	Jones	N. Allen
at Atlanta	Branch	Suh	Phillips	Wake	Alonso	Mauluga	Timmons	Tankersley	Howard	Jones	N. Allen
NEW YORK	Branch	Suh	Phillips	Wake	Alonso	Timmons	McCain (CB)	Tankersley	Howard	Jones	N. Allen
at Baltimore	Harris	Suh	Godchaux	Wake	Alonso	Mauluga	Timmons	Tankersley	Howard	Jones	N. Allen
OAKLAND	Branch	Suh	Godchaux	Wake	Alonso	Mauluga	Timmons	Tankersley	Howard	Jones	M. Thomas
at Carolina	Branch	Suh	Phillips	Wake	Alonso	Timmons	McCain (CB)	Tankersley	Howard	Jones	McDonald
TAMPA BAY											
at New England											
DENVER											
NEW ENGLAND											
at Buffalo											
at Kansas City											
BUFFALO											



PARTICIPATION

2017 MIAMI DOLPHINS PARTICIPATION CHART																				
NAME	LAC	NYJ	NO	TEN	ATL	NYJ	BAL	OAK	CAR	TB	NE	DEN	NE	BUF	KC	BUF	GP	GS	DNP	INA
Aikens, Walt	X	X	X	X	X	X	X	X	X								9	0	0	0
Ajayi, Jay	RB	RB	RB	RB	RB	RB	RB	NOR	NOR								7	7	0	0
Allen, Chase	LB	X	X	X	X	X	X	X	X								9	1	0	0
Allen, Nate	S	S	S	S	S	S	S	S	IR	IR							7	7	0	0
Alonso, Kiko	LB	LB	LB	LB	LB	LB	LB	LB	LB								9	9	0	0
Anthony, Stephone	NOR	DNP	X	INA	INA	INA	INA	INA	INA								1	0	1	6
Asiata, Isaac	INA	INA	INA	INA	INA	INA	INA	INA	INA								0	0	0	9
Barrow, Lamin	IR	IR	IR	IR	IR	IR	IR	IR	IR								0	0	0	0
Branch, Andre	DE	DE	DE	DE	DE	DE	DE	INA	DE	DE							8	8	0	1
Brendel, Jake	X	X	X	X	X	X	X	X	X								9	0	0	0
Bushrod, Jermon	RG	RG	RG	RG	RG	RG	RG	RG	RG								9	9	0	0
Carroo, Leonte	X	X	X	X	X	X	X	X	X								9	0	0	0
Cutler, Jay	QB	QB	QB	QB	QB	QB	INA	QB	QB								8	8	0	1
Davis, Jesse	X	X	X	X	X	X	LG	LG	RT								9	3	0	0
Denney, John	X	X	X	X	X	X	X	X	X								9	0	0	0
Doughty, Brandon	PS	PS	PS	PS	PS	PS	PS	PS	PS								0	0	0	0
Drake, Kenyan	X	X	X	X	X	X	X	X	X								9	0	0	0
Duarte, Thomas	PS	PS	PS	PS	PS	PS	PS	PS	PS								0	0	0	0
Fales, David	NOR	NOR	NOR	NOR	NOR	NOR	DNP	INA	INA								0	0	1	2
Fasano, Anthony	X	X	X	TE	TE	TE	TE	TE	X								9	5	0	0
Fede, Terrence	X	X	X	X	X	X	X	X	X								9	0	0	0
Ford, Isaiah	IR	IR	IR	IR	IR	IR	IR	IR	IR								0	0	0	0
Godchaux, Davon	X	DT	DT	DT	X	X	DT	DT	X								9	5	0	0
Grant, Jakeem	X	X	X	X	X	X	X	X	X								9	0	0	0
Gray, MarQueis	X	X	X	X	X	X	X	X	X								9	0	0	0
Haack, Matt	X	X	X	X	X	X	X	X	X								9	0	0	0
Harris, Charles	X	X	X	X	X	X	DE	X	X								9	1	0	0
Hayes, William	X	X	X	X	X	X	X	X	X								9	0	0	0
Hewitt, Neville	NOR	NOR	NOR	NOR	PS	PS	PS	PS	PS								0	0	0	0
Hickey, Sean	PS	PS	PS	PS	PS	PS	PS	PS	PS								0	0	0	0
Howard, Xavien	CB	CB	CB	CB	CB	CB	CB	CB	CB								9	9	0	0
Hull, Mike	LB	LB	LB	X	X	X	X	X	X								9	3	0	0
James, Ja'Wuan	RT	RT	RT	RT	RT	RT	RT	RT	IR								8	8	0	0
Jones, Reshad	S	S	S	S	S	S	S	S	S								9	9	0	0
Landry, Jarvis	WR	WR	WR	WR	WR	WR	WR	WR	WR								9	9	0	0
Larsen, Ted	IR	IR	IR	IR	IR	IR	IR	INA	LG								1	1	0	1
Lewis, Malcolm	PS	PS	PS	PS	PS	PS	PS	PS	PS								0	0	0	0
Lippett, Tony	IR	IR	IR	IR	IR	IR	IR	IR	IR								0	0	0	0
Listenbee, Kolby	NOR	NOR	NOR	PS	PS	PS	PS	PS	PS								0	0	0	0
Lucas, Jordan	PS	PS	PS	X	X	X	X	X	INA								5	0	0	1
Malveaux, Cameron	PS	PS	PS	PS	PS	PS	PS	PS	PS								0	0	0	0
March-Lillard, Justin	X	X	NOR	NOR	NOR	NOR	NOR	NOR	NOR								2	0	0	0
MauaLuqa, Rey	INA	INA	INA	LB	LB	X	LB	LB	X								6	4	0	3
Maxwell, Byron	CB	CB	INA	INA	INA	INA	NOR	NOR	NOR								2	2	0	4
McCain, Bobby	X	CB	X	X	X	CB	X	X	CB								9	3	0	0
McDonald, T.J.	SUSP	SUSP	SUSP	SUSP	SUSP	SUSP	SUSP	SUSP	S								1	1	0	0
McMillan, Raekwon	IR	IR	IR	IR	IR	IR	IR	IR	IR								0	0	0	0
McTyer, Torry	INA	INA	INA	INA	INA	X	X	X	INA								3	0	0	6
Misi, Koa	IR	IR	IR	IR	IR	IR	IR	IR	IR								0	0	0	0
Moore, Matt	DNP	DNP	DNP	DNP	DNP	X	OB	DNP	DNP								2	1	7	0
Morgan, Drew	PS	PS	PS	PS	PS	PS	PS	PS	PS								0	0	0	0
Parker, DeVante	WR	WR	WR	WR	INA	INA	INA	X	WR								6	5	0	3
Parkey, Cody	X	X	X	X	X	X	X	X	X								9	0	0	0
Perry, Seniorise	X	X	X	X	X	X	X	X	X								9	0	0	0
Phillips, Jordan	DT	INA	INA	INA	DT	DT	X	X	DT								6	4	0	3
Pouncey, Mike	C	C	C	C	C	C	C	C	C								9	9	0	0
Reilly, Trevor	PS	PS	PS	PS	NOR	NOR	NOR	NOR	NOR								0	0	0	0
Scott, Rashawn	PUP	PUP	PUP	PUP	PUP	PUP	PUP	INA	INA								0	0	0	2
Smith, De'Veon	PS	PS	PS	PS	PS	PS	PS	PS	PS								0	0	0	0
Smith, Eric	INA	INA	INA	IR	IR	IR	IR	IR	IR								0	0	0	3
Smith, Maurice	X	X	X	INA	INA	INA	INA	X	X								5	0	0	4
Steen, Anthony	LG	LG	LG	LG	LG	LG	INA	IR	IR								6	6	0	1
Sterup, Zach	NOR	NOR	NOR	NOR	NOR	NOR	NOR	NOR	INA								0	0	0	1
Stills, Kenny	WR	WR	WR	WR	WR	WR	WR	WR	WR								9	9	0	0
Suh, Ndamukong	DT	DT	DT	DT	DT	DT	DT	DT	DT								9	9	0	0
Tankersley, Cordrea	INA	INA	CB	CB	CB	CB	CB	CB	CB								7	7	0	2
Tannehill, Ryan	IR	IR	IR	IR	IR	IR	IR	IR	IR								0	0	0	0
Taylor, Vincent	X	X	X	X	X	INA	X	INA	X								7	0	0	2
Thomas, Julius	TE	TE	TE	X	TE	TE	TE	TE	TE								9	8	0	0
Thomas, Michael	X	X	X	X	X	X	X	S	X								9	1	0	0
Timmons, Lawrence	INA	SUSP	LB	LB	LB	LB	LB	LB	LB								7	7	0	1
Tunsil, Laremy	LT	LT	LT	LT	LT	LT	LT	LT	LT								9	9	0	0
Verner, Alterraun	X	X	X	X	X	X	X	X	X								9	0	0	0
Wake, Cameron	DE	DE	DE	DE	DE	DE	DE	DE	DE								9	9	0	0
Williams, Damien	X	X	X	X	X	X	X	RB	RB								9	2	0	0
Wright, Gabe	PS	PS	PS	PS	PS	PS	PS	PS	PS								0	0	0	0
Young, Sam	INA	INA	INA	INA	INA	INA	X	X	X								3	0	0	6

POSITION IN CAPS = STARTER
X = PLAYED/SUBSTITUTED
DNP = DID NOT PLAY

INA = INACTIVE
IR = INJURED RESERVE
NOR = NOT ON ROSTER

SUSP = SUSPENDED
PS = PRACTICE SQUAD
PUP = PHYSICALLY UNABLE TO PERFORM

NFI - NON-FOOTBALL INJURY



THE LAST TIME IT HAPPENED

THE LAST TIME (TEAM)		
BY DOLPHINS		BY OPPONENT
34-31, at Buffalo, 12/24/16	WON IN OVERTIME	21-24, at Arizona, 9/30/12
31-28, vs. N.Y. Jets, 10/22/17	WON BY SCORING IN THE LAST 2 MINUTES	10-12, at Seattle, 9/11/16
34-31, at Buffalo, 12/24/16	TIED BY SCORING IN THE LAST 2 MINUTES	21-24, at Arizona, 9/30/12
37-0, vs. San Diego, 11/2/14	SHUTOUT AN OPPONENT	0-40, at Baltimore, 10/26/17
34-13, at N.Y. Jets, 12/17/16	WON BY 20+ POINTS	21-45, at Carolina, 11/13/17
24-23, vs. Buffalo, 12/4/05	WON AFTER TRAILING BY 20+ POINTS	34-46, vs. New Orleans, 10/25/09
38-10, at Tennessee, 10/18/15	HELD A 28+ POINT LEAD	21-45, at Carolina, 11/13/17
34-13, at N.Y. Jets, 12/17/16	HELD A 21+ POINT LEAD	21-45, at Carolina, 11/13/17
21 (3rd quarter), at N.Y. Jets, 12/17/16	SCORED 20+ POINTS IN A QUARTER	21 (3rd quarter), at Carolina, 11/13/17
20 (2nd half), at Atlanta, 10/15/17	SCORED 20+ POINTS IN A HALF	28 (second half), at Carolina, 11/13/17
22-9, vs. Buffalo, 11/13/14	HELD OPPONENT WITHOUT A TD	0-40, at Baltimore, 10/26/17
1 offense & 1 defense, vs. Tennessee, 10/8/17	SCORED TD ON OFFENSE AND DEFENSE	3 offense & 2 defense, at Baltimore, 10/26/17
1 offense, 1 defense, 2 special teams, at N.Y. Jets, 11/1/09	SCORED TD ON OFFENSE, DEFENSE & SPECIAL TEAMS	2 offense, 1 defense & 2 special teams, at New England, 10/4/10
vs. Minnesota, 12/21/14	SCORED SAFETY	vs. Indianapolis, 12/26/15



THE LAST TIME IT HAPPENED

THE LAST TIME (OFFENSE)		
BY DOLPHINS		BY OPPONENT
Has never happened	600+ NET YARDS OF OFFENSE	622, vs. New England, 9/12/11
503, vs. Houston, 10/25/15	500+ NET YARDS OF OFFENSE	548, at Carolina, 11/13/17
494, at Buffalo, 12/24/16	400+ NET YARDS OF OFFENSE	548, at Carolina, 11/13/17
315, vs. Baltimore, 11/11/73	300+ NET RUSHING YARDS	305, at Pittsburgh, 12/18/88
261, at Buffalo, 12/24/16	200+ NET RUSHING YARDS	294, at Carolina, 11/13/17
206, Jay Ajayi, at Buffalo, 12/24/16	200-YARD RUSHING GAME	203, Rueben Mayes, vs. New Orleans, 12/7/86
206, Jay Ajayi, at Buffalo, 12/24/16	150-YARD RUSHING GAME	166, Chris Ivory, vs. N.Y. Jets, 10/4/15
130, Jay Ajayi, at Atlanta, 10/15/17	100-YARD RUSHING GAME	110, Jonathan Stewart, at Carolina, 11/13/17
Mercury Morris (125) and Don Nottingham (102), at Green Bay, 10/5/75	TWO 100-YARD RUSHERS	LeSean McCoy (112) and Karlos Williams (110), at Buffalo, 11/8/15
Jay Ajayi (3), 204, vs. Pittsburgh, 10/16/16, 214, vs. Buffalo, 10/23/16 and 111 vs. N.Y. Jets, 11/6/16	CONSECUTIVE 100-YARD RUSHING GAMES	C.J. Anderson, 167, at Denver, 11/23/14 and Chris Johnson, 105, at N.Y. Jets, 12/1/14
Jay Ajayi (206) and Damien Williams (56), at Buffalo, 12/24/16	COMBINED 200-YARDS RUSHING BY 2 PLAYERS	Jonathan Stewart (110) and Cam Newton (95), at Carolina, 11/13/17
32, Jay Ajayi, at Buffalo, 12/24/16	30+ CARRIES	32, Knile Davis, vs. Kansas City, 9/21/14
26, Jay Ajayi, at Atlanta, 10/15/17	25+ CARRIES	27, DeMarco Murray, vs. Tennessee, 10/9/16
85t, Lamar Miller, vs. Houston, 10/25/15	80+ YARD RUSHING PLAY	Has never happened
66t, Kenyan Drake, at Carolina, 11/13/17	60+ YARD RUSHING PLAY	69, Cam Newton, at Carolina, 11/13/17
66t, Kenyan Drake, at Carolina, 11/13/17	40+ YARD RUSHING PLAY	69, Cam Newton, at Carolina, 11/13/17 43, Cameron Artis-Payne, at Carolina, 11/13/17
2, Jay Ajayi, vs. Pittsburgh, 10/16/16	2+ RUSHING TOUCHDOWNS	2, Marshawn Lynch, vs. Oakland, 11/5/17
442, at Cincinnati, 10/1/95	400+ NET PASSING YARDS (TEAM)	419, at Indianapolis, 11/4/12
309, vs. Oakland, 11/5/17	300+ NET PASSING YARDS (TEAM)	323, at L.A. Chargers, 9/17/17
58, Ryan Tannehill, at N.Y. Jets, 11/29/15	50+ PASS ATTEMPTS	56, Tom Brady, vs. New England, 9/7/14
42, Jay Cutler, vs. Oakland, 11/5/17	40+ PASS ATTEMPTS	41, Drew Brees, vs. New Orleans, 10/1/17
34, Jay Cutler, vs. Oakland, 11/5/17	30+ COMPLETIONS	31, Philip Rivers, at L.A. Chargers, 9/17/17
34, Jay Cutler, vs. Oakland, 11/5/17	25+ COMPLETIONS	29, Drew Brees, vs. New Orleans, 10/1/17
at Carolina, 11/13/17	NO SACKS ALLOWED	at Carolina, 11/13/17



THE LAST TIME IT HAPPENED

THE LAST TIME (OFFENSE)		
BY DOLPHINS		BY OPPONENT
158.3, Ryan Tannehill, at Houston, 10/25/15	PERFECT PASSER RATING (158.3) <i>(MIN. 20 ATTEMPTS)</i>	158.3, Geno Smith, vs. N.Y. Jets, 12/28/14
311, Jay Cutler, vs. Oakland, 11/5/17	300+ YARD PASSER	300, Derek Carr, vs. Oakland, 11/5/17
Ryan Tannehill, 389, at New England, 9/18/16 and 319, vs. Cleveland, 9/25/16	CONSECUTIVE 300+ YARD PASSING GAMES	Philip Rivers, 331, at San Diego, 12/14/15 and Eli Manning, 337, vs. N.Y. Giants, 12/20/15
4, Matt Moore, at N.Y. Jets, 12/17/16	4+ TD PASSES	4, Cam Newton, at Carolina, 11/13/17
3, Jay Cutler, vs. Oakland, 11/5/17	3+ TD PASSES	4, Cam Newton, at Carolina, 11/13/17
15, Chris Chambers, vs. Buffalo, 12/4/05	15+ RECEPTIONS	15, Isaac Bruce, at St. Louis, 12/24/95
13, Jarvis Landry, at L.A. Chargers, 9/17/17	10+ RECEPTIONS	10, Alvin Kamara, vs. New Orleans, 10/1/17
253, Brian Hartline, at Arizona, 9/30/12	200-YARD RECEIVER	221, Eric Decker, vs. N.Y. Jets, 12/28/14
253, Brian Hartline, at Arizona, 9/30/12	150-YARD RECEIVER	151, Julian Edelman, vs. New England, 1/1/17
108, Jarvis Landry, at N.Y. Jets, 12/17/16	100-YARD RECEIVER	126, Jared Cook, vs. Oakland, 11/5/17
Jarvis Landry (137) and DeVante Parker (106) at New England, 9/18/16	TWO 100-YARD RECEIVERS IN SAME GAME	Calvin Johnson (113) and Golden Tate (109) at Detroit, 11/9/14
Jarvis Landry, 103, vs. Arizona, 12/11/16 and 108, at N.Y. Jets, 12/17/16	CONSECUTIVE 100-YARD RECEIVING GAMES	Sammy Watkins, 154, at Buffalo, 12/24/16, Julian Edelman, 151, vs. New England, 1/1/17, Keenan Allen, 100, at L.A. Chargers, 9/17/17
DeVante Parker, 106 (second half), at New England, 9/18/16	100-YARDS RECEIVING IN A HALF	Jared Cook, 113 (first half), vs. Oakland, 11/5/17
Has never happened	90+ YARD PASSING PLAY	99t, Tom Brady to Wes Welker, vs. New England, 9/12/11
80, Ryan Tannehill to Brian Hartline, at Arizona, 9/30/12	80+ YARD PASSING PLAY	84, Eli Manning to Odell Beckham Jr., vs. N.Y. Giants, 12/14/15
66t, Matt Moore to Jarvis Landry, at N.Y. Jets, 12/17/16	60+ YARD PASSING PLAY	69, Josh McCown to Robby Anderson, at N.Y. Jets, 9/24/17
56, Matt Moore to DeVante Parker, at Buffalo, 12/24/16	50+ YARD PASSING PLAY	69, Josh McCown to Robby Anderson, at N.Y. Jets, 9/24/17
56, Matt Moore to DeVante Parker, at Buffalo, 12/24/16	40+ YARD PASSING PLAY	44t, Derek Carr to Johnny Holton, vs. Oakland, 11/5/17
3, Lamar Thomas, vs. Denver, 12/21/98	3+ TD RECEPTIONS	3, Danny Woodhead, at San Diego, 12/20/15
2, Kenny Stills, vs. N.Y. Jets, 10/22/17	2+ TD RECEPTIONS	2, Devin Funchess, at Carolina, 11/13/17
Arian Foster (38 rushing and 62 receiving), at Seattle, 9/11/16	LED TEAM IN RUSHING & RECEIVING IN SAME GAME	Bilal Powell (84 rushing and 78 receiving), at N.Y. Jets, 12/17/16
Jay Ajayi (214 rushing) and Kenny Stills (100 receiving) vs. Buffalo, 10/23/16	100-YARD RUSHER & 100-YARD RECEIVER IN SAME GAME	LeSean McCoy (128 rushing) and Sammy Watkins (154 receiving) at Buffalo, 12/24/16
Dan Marino (307 passing), Mark Higgs (131 rushing) and Tony Martin (106 receiving), vs. Tampa Bay, 12/1/91	100-YARD RUSHER, 100-YARD RECEIVER & 300-YARD PASSER IN SAME GAME	Tyrod Taylor (329 passing), LeSean McCoy (128 rushing), Sammy Watkins (154 receiving), at Buffalo, 12/24/16
Damien Williams (1 rushing, 1 receiving), at San Diego, 11/13/16	1+ RUSHING TD & 1+ RECEIVING TD IN SAME GAME	Christian McCaffrey (1 rushing, 1 receiving), at Carolina, 11/13/17



THE LAST TIME IT HAPPENED

THE LAST TIME (OFFENSE)		
BY DOLPHINS		BY OPPONENT
Ryan Tannehill (3 passing, 1 rushing), at Denver, 11/23/14	1+ PASSING TD & 1+ RUSHING TD IN SAME GAME	Josh McCown (3 passing, 1 rushing), vs. N.Y. Jets, 10/22/17
at L.A. Chargers, 9/17/17	NO TURNOVERS	at Carolina, 11/13/17
vs. N.Y. Jets, 10/22/17	TD SCORED ON FIRST DRIVE	vs. N.Y. Jets, 10/22/17
Kenyan Drake, vs. Oakland, 11/5/17	SUCCESSFUL 2-POINT CONVERSION	Tom Brady to Julian Edelman, vs. New England, 1/1/17
at Baltimore, 12/4/16	FAILED 2-POINT CONVERSION	at Baltimore, 10/26/17

THE LAST TIME (DEFENSE)		
BY DOLPHINS		BY OPPONENT
76, vs. Buffalo, 10/21/73	HELD OPPONENT UNDER 100 YARDS OF TOTAL OFFENSE	88, at New England, 10/12/80
118, vs. Buffalo, 9/21/03	HELD OPPONENT UNDER 150 YARDS OF TOTAL OFFENSE	103, at Buffalo, 12/22/13
188, vs. Tennessee, 10/8/17	HELD OPPONENT UNDER 200 YARDS OF TOTAL OFFENSE	196, at Baltimore, 10/26/17
295, at Baltimore, 10/26/17	HELD OPPONENT UNDER 300 YARDS OF TOTAL OFFENSE	196, at Baltimore, 10/26/17
28, at Arizona, 9/30/12	HELD OPPONENT UNDER 30 YARDS RUSHING	12, at N.Y. Jets, 11/29/15
44, at L.A. Chargers, 9/17/17	HELD OPPONENT UNDER 50 YARDS RUSHING	45, at Baltimore, 10/26/17
69, vs. Tennessee, 10/8/17	HELD OPPONENT UNDER 75 YARDS RUSHING	45, at Baltimore, 10/26/17
86, vs. Oakland, 11/5/17	HELD OPPONENT UNDER 100 YARDS RUSHING	84, vs. Oakland, 11/5/17
49, at N.Y. Jets, 12/1/14	HELD OPPONENT UNDER 100 YARDS NET PASSING	78, vs. Tennessee, 10/8/17
121, at Baltimore, 10/26/17	HELD OPPONENT UNDER 150 YARDS NET PASSING	78, vs. Tennessee, 10/8/17
Louis Delmas (81) and Brent Grimes (22), at Jacksonville, 10/26/14	2+ INTERCEPTION RETURNS FOR TOUCHDOWNS BY TEAM IN SAME GAME	63t, C.J. Mosley and 50t, Jimmy Smith, at Baltimore, 10/26/17
60t, Kiko Alonso, at San Diego, 11/13/16	INTERCEPTION RETURN FOR A TD	63t, C.J. Mosley and 50t, Jimmy Smith, at Baltimore, 10/26/17



THE LAST TIME IT HAPPENED

THE LAST TIME (DEFENSE)		
BY DOLPHINS		BY OPPONENT
3, Sam Madison, vs. Tennessee, 11/7/99	3+ INTERCEPTIONS	3, Nate Clements, at Buffalo, 10/20/02
2, Tony Lippett, at N.Y. Jets, 12/17/16	2+ INTERCEPTIONS	2, Preston Brown, vs. Buffalo, 9/27/15
8, at Arizona, 9/30/12	7+ SACKS BY TEAM	7, vs. Indianapolis, 12/27/15
6, vs. Tennessee, 10/8/17	6+ SACKS BY TEAM	6, vs. Tennessee, 10/9/16
6, vs. Tennessee, 10/8/17	5+ SACKS BY TEAM	6, vs. Tennessee, 10/9/16
4, Cameron Wake, at Tennessee, 10/18/15	4+ SACKS	Has never happened
4, Cameron Wake, at Tennessee, 10/18/15	3+ SACKS	3.5, Elvis Dumervil, vs. Baltimore, 12/7/14
2.5, Cameron Wake, vs. N.Y. Jets, 10/22/17	2+ SACKS	2, Dominique Easley, at L.A. Rams, 11/20/16
38t, Reshad Jones, vs. Tennessee, 10/8/17	FUMBLE RECOVERED FOR TOUCHDOWN	54t, Chinedum Ndukwe, at Cincinnati, 12/20/07



THE LAST TIME IT HAPPENED

THE LAST TIME (SPECIAL TEAMS)		
BY DOLPHINS		BY OPPONENT
96t, Kenyan Drake, vs. N.Y. Jets, 11/6/16	KICKOFF RETURN FOR A TD	102t, C.J. Spiller, at Buffalo, 9/14/14
94t, Mercury Morris, at New England, 12/5/71	KICKOFF RETURN FOR A TD ON OPENING KICKOFF	101t, Jacoby Ford, at Oakland, 11/28/10
78, Kenyan Drake, vs. San Francisco, 11/27/16	50+ YARD KICKOFF RETURN	87, Chris Owusu, vs. N.Y. Jets, 12/28/14
74t, Jakeem Grant, vs. Tennessee, 10/9/16	PUNT RETURN FOR A TD	79t, Leodis McKelvin, at Buffalo, 11/15/12
74t, Jakeem Grant, vs. Tennessee, 10/9/16	50+ YARD PUNT RETURN	57, Jeremy Kerley, at N.Y. Jets, 11/29/15
Walt Aikens, at N.Y. Jets, 12/17/16	BLOCKED PUNT RECOVERED FOR A TD	Chris Burkett, vs. N.Y. Jets, 9/29/91
Walt Aikens, at N.Y. Jets, 12/17/16	BLOCKED PUNT	Boobie Dixon, at Buffalo, 9/14/14
Walt Aikens return of blocked PAT, vs. Arizona, 12/11/16	DEFENSIVE 2-POINT CONVERSION ON PAT	Has never happened
Jordan Phillips, vs. Arizona, 12/11/16	BLOCKED PAT	Donald Penn, vs. Tampa Bay, 11/15/09
Cody Parkey, vs. Oakland, 11/5/17	MISSED (NOT BLOCKED) PAT	Chandler Catanzaro, at Arizona, 12/11/16
Vincent Taylor, at Baltimore, 10/26/17	BLOCKED FIELD GOAL	Daniel McCullers, vs. Pittsburgh, 10/16/16
47t, Curtis Johnson, vs. Green Bay, 12/19/71	BLOCKED FIELD GOAL RETURNED FOR TD	62t, Kyle Arrington, vs. New England, 12/14/14
6, Dan Carpenter, at Oakland, 11/28/10	6+ FIELD GOALS ATTEMPTED	6, Cody Parkey, vs. Cleveland, 9/25/16
5, Andrew Franks, vs. Pittsburgh, 10/16/16	5+ FIELD GOALS ATTEMPTED	5, Mike Nugent, at Cincinnati, 9/29/16
4, Cody Parkey, at L.A. Chargers, 9/17/17	4+ FIELD GOALS ATTEMPTED	5, Mike Nugent, at Cincinnati, 9/29/16
4, Cody Parkey, at L.A. Chargers, 9/17/17	3+ FIELD GOALS ATTEMPTED	3, Justin Tucker, at Baltimore, 10/26/17
6, Olindo Mare, at New England, 10/17/99	6+ FIELD GOALS MADE	Never happened
5, Dan Carpenter, at Cincinnati, 10/31/10	5+ FIELD GOALS MADE	5, Mike Nugent, at Cincinnati, 9/29/16
4, Cody Parkey, at L.A. Chargers, 9/17/17	4+ FIELD GOALS MADE	5, Mike Nugent, at Cincinnati, 9/29/16
4, Cody Parkey, at L.A. Chargers, 9/17/17	3+ FIELD GOALS MADE	3, Nick Folk, vs. N.Y. Jets, 11/6/16
vs. Oakland, 11/5/17	SUCCESSFUL ONSIDES KICK	at Buffalo, 12/18/11
vs. Oakland, 11/5/17	FAILED ONSIDES KICK ATTEMPT	vs. Buffalo, 10/23/16

National Football League Game Summary

NFL Copyright © 2017 by The National Football League. All rights reserved. This summary and play-by-play is for the express purpose of assisting media in their coverage of the game; any other use of this material is prohibited without the written permission of the National Football League. Updated: 11/14/2017

Date: Monday, 11/13/2017

Miami Dolphins at Carolina Panthers
at Bank of America Stadium, Charlotte, North Carolina

Start Time: 8:30 PM EST

Game Day Weather

Game Weather: Clear
Played Outdoors on Turf: Natural Grass

Temp: 49° F (9.4° C) Humidity: 66%, Wind: NNE 6 mph

Officials

Referee: Steratore, Gene (114)	Umpire: Ellison, Roy (81)	Down Judge: Oliver, David (24)
Line Judge: Arthur, Gary (108)	Field Judge: Weatherford, Mike (116)	Side Judge: Hill, Adrian (29)
Back Judge: Paganelli, Dino (29)	Replay Official: Weidner, Paul (0)	

Lineups

Miami Dolphins

Offense		Defense	
WR 10	K.Stills	DE 50	A.Branch
LT 67	L.Tunsil	DT 93	N.Suh
LG 62	T.Larsen	DT 97	J.Phillips
C 51	M.Pouncey	DE 91	C.Wake
RG 74	J.Bushrod	LB 47	K.Alonso
RT 77	J.Davis	CB 28	B.McCain
TE 89	J.Thomas	LB 94	L.Timmons
QB 6	J.Cutler	CB 30	C.Tankersley
RB 26	D.Williams	CB 25	X.Howard
WR 14	J.Landry	S 20	R.Jones
WR 11	D.Parker	S 22	T.McDonald

Carolina Panthers

Offense		Defense	
WR 19	R.Shepard	DE 95	Ch.Johnson
LT 75	M.Kalil	DT 98	S.Lotulelei
LG 68	A.Norwell	DT 99	K.Short
C 69	T.Larsen	DE 97	M.Addison
RG 70	T.Turner	SLB 54	S.Thompson
RT 60	D.Williams	MLB 59	L.Kuechly
TE 84	E.Dickson	WLB 58	T.Davis
WR 17	D.Funchess	LCB 24	J.Bradberry
QB 1	C.Newton	RCB 26	D.Worley
RB 22	C.McCaffrey	SS 29	M.Adams
WR 10	C.Samuel	FS 20	K.Coleman

Substitutions

K 1 C.Parkey, P 16 M.Haack, WR 19 J.Grant, S 27 M.Smith, S 31 M.Thomas, RB 32 K.Drake, RB 34 S.Perry, CB/S 35 W.Aikens, CB 42 A.Verner, LB 45 M.Hull, TE 48 M.Gray, DT 56 D.Godchaux, LB 58 R.Mauluga, LB 59 C.Allen, C 64 J.Brendel, DE 78 T.Fede, T 79 S.Young, TE 80 A.Fasano, WR 88 L.Carroo, DE 90 C.Harris, LS 92 J.Denney, DE 95 W.Hayes, DT 96 V.Taylor

Substitutions

QB 3 D.Anderson, P 5 M.Palardy, K 9 G.Gano, WR 11 B.Bersin, WR 12 K.Clay, CB 27 K.Seymour, RB 28 J.Stewart, S 31 J.Byrd, RB 34 C.Artis-Payne, FB 40 A.Armah, CB 41 C.Munnerlyn, S 42 C.Jones, LS 44 J.Jansen, LB 52 J.Norris, LB 53 B.Jacobs, LB 55 D.Mayo, T 65 A.Silatolu, T 72 T.Moton, G 73 G.Van Roten, TE 82 C.Manhertz, DE 90 J.Peppers, DT 92 V.Butler, DT 93 K.Love, DE 96 W.Horton

Did Not Play

QB 8 M.Moore

Did Not Play

Not Active

QB 9 D.Fales, CB/S 21 J.Lucas, CB 33 T.McTyer, LB 44 S.Anthony, G 68 I.Asiata, G 71 Z.Sterup, WR 87 R.Scott

Not Active

QB 4 G.Gilbert, CB 23 L.Gunter, RB 43 F.Whittaker, LB 57 A.Gachkar, C 67 R.Kalil, T 74 J.Theus, DE 91 B.Cox

Field Goals (made () & missed)

		G.Gano		(40)			
		1	2	3	4	OT	Total
VISITOR:	Miami Dolphins	0	7	7	7	0	21
HOME:	Carolina Panthers	3	14	21	7	0	45

Scoring Plays

Team	Qtr	Time	Play Description (Extra Point) (Drive Info)	Visitor	Home
Panthers	1	1:50	G.Gano 40 yd. Field Goal (11-42, 5:33)	0	3
Panthers	2	6:59	C.McCaffrey 4 yd. run (G.Gano kick) (12-85, 6:17)	0	10
Dolphins	2	2:12	J.Thomas 2 yd. pass from J.Cutler (C.Parkey kick) (10-75, 4:47)	7	10
Panthers	2	0:19	E.Dickson 7 yd. pass from C.Newton (G.Gano kick) (4-20, 0:22)	7	17
Panthers	3	11:50	D.Funchess 28 yd. pass from C.Newton (G.Gano kick) (8-78, 3:10)	7	24
Panthers	3	7:15	C.Artis-Payne 12 yd. run (G.Gano kick) (4-48, 2:19)	7	31
Dolphins	3	5:47	K.Drake 66 yd. run (C.Parkey kick) (3-75, 1:28)	14	31
Panthers	3	3:07	C.McCaffrey 2 yd. pass from C.Newton (G.Gano kick) (4-87, 2:40)	14	38
Panthers	4	8:20	D.Funchess 32 yd. pass from C.Newton (G.Gano kick) (11-83, 6:43)	14	45

National Football League Game Summary

NFL Copyright © 2017 by The National Football League. All rights reserved. This summary and play-by-play is for the express purpose of assisting media in their coverage of the game; any other use of this material is prohibited without the written permission of the National Football League. Updated: 11/14/2017

Dolphins	4	4:05	J.Landry 9 yd. pass from J.Cutler (C.Parkey kick) (10-75, 4:15)	21	45
Paid Attendance: 72,790				Time: 3:05	

Final Individual Statistics

Miami Dolphins

RUSHING	ATT	YDS	AVG	LG	TD
K.Drake	7	82	11.7	66	1
D.Williams	9	19	2.1	11	0
J.Cutler	1	-1	-1.0	-1	0
Total	17	100	5.9	66	1

PASSING	ATT	CMP	YDS	SK/YD	TD	LG	IN	RT
J.Cutler	37	22	213	0/0	2	24	1	82.4
Total	37	22	213	0/0	2	24	1	82.4

PASS RECEIVING	TAR	REC	YDS	AVG	LG	TD
D.Parker	9	6	66	11.0	24	0
K.Stills	8	5	67	13.4	21	0
J.Landry	10	5	42	8.4	19	1
D.Williams	3	2	20	10.0	15	0
K.Drake	2	2	10	5.0	5	0
J.Thomas	5	2	8	4.0	6	1
Total	37	22	213	9.7	24	2

INTERCEPTIONS	NO	YDS	AVG	LG	TD
Total	0	0	0	0	0

PUNTING	NO	YDS	AVG	NET	TB	IN20	LG
M.Haack	4	167	41.8	39.3	0	3	48
Total	4	167	41.8	39.3	0	3	48

PUNT RETURNS	NO	YDS	AVG	FC	LG	TD
J.Landry	0	0	0.0	1	0	0
[TOUCHBACK]	1	0	0.0	0	0	0
Total	0	0	0.0	1	0	0

KICKOFF RETURNS	NO	YDS	AVG	FC	LG	TD
S.Perry	4	87	21.8	0	29	0
[TOUCHBACK]	4	0	0.0	0	0	0
Total	4	87	21.8	0	29	0

Carolina Panthers

RUSHING	ATT	YDS	AVG	LG	TD
J.Stewart	17	110	6.5	18	0
C.Newton	5	95	19.0	69	0
C.Artis-Payne	7	68	9.7	43	1
C.McCaffrey	5	23	4.6	16	1
D.Anderson	2	-2	-1.0	-1	0
Total	36	294	8.2	69	2

PASSING	ATT	CMP	YDS	SK/YD	TD	LG	IN	RT
C.Newton	35	21	254	0/0	4	32	0	120.4
Total	35	21	254	0/0	4	32	0	120.4

PASS RECEIVING	TAR	REC	YDS	AVG	LG	TD
D.Funchess	6	5	92	18.4	32	2
C.Samuel	7	5	45	9.0	23	0
R.Shepard	7	3	40	13.3	15	0
E.Dickson	5	3	33	11.0	20	1
C.McCaffrey	7	3	27	9.0	19	1
B.Bersin	2	1	12	12.0	12	0
K.Clay	1	1	5	5.0	5	0
Total	35	21	254	12.1	32	4

INTERCEPTIONS	NO	YDS	AVG	LG	TD
L.Kuechly	1	0	0.0	0	0
Total	1	0	0.0	0	0

PUNTING	NO	YDS	AVG	NET	TB	IN20	LG
M.Palardy	2	85	42.5	32.5	1	1	43
Total	2	85	42.5	32.5	1	1	43

PUNT RETURNS	NO	YDS	AVG	FC	LG	TD
C.McCaffrey	2	10	5.0	0	8	0
K.Clay	0	0	0.0	1	0	0
[DOWNED]	1	0	0.0	0	0	0
Total	2	10	5.0	1	8	0

KICKOFF RETURNS	NO	YDS	AVG	FC	LG	TD
C.Samuel	2	48	24.0	0	26	0
K.Clay	2	33	16.5	0	18	0
Total	4	81	20.3	0	26	0

Miami Dolphins

FUMBLES	FUM	LOST	OWN-REC	YDS	TD	FORCED	OPP-REC	YDS	TD	OUT-BDS
Total	0	0	0	0	0	0	0	0	0	0

Carolina Panthers

FUMBLES	FUM	LOST	OWN-REC	YDS	TD	FORCED	OPP-REC	YDS	TD	OUT-BDS
Total	0	0	0	0	0	0	0	0	0	0

Final Team Statistics

	Visitor Dolphins	Home Panthers
TOTAL FIRST DOWNS	17	30
By Rushing	3	12
By Passing	12	16
By Penalty	2	2
THIRD DOWN EFFICIENCY	7-12-58%	11-14-79%
FOURTH DOWN EFFICIENCY	0-1-0%	0-0-0%
TOTAL NET YARDS	313	548
Total Offensive Plays (inc. times thrown passing)	54	71
Average gain per offensive play	5.8	7.7
NET YARDS RUSHING	100	294
Total Rushing Plays	17	36
Average gain per rushing play	5.9	8.2
Tackles for a loss-number and yards	3-10	1-2
NET YARDS PASSING	213	254
Times thrown - yards lost attempting to pass	0-0	0-0
Gross yards passing	213	254
PASS ATTEMPTS-COMPLETIONS-HAD INTERCEPTED	37-22-1	35-21-0
Avg gain per pass play (inc.# thrown passing)	5.8	7.3
KICKOFFS Number-In End Zone-Touchbacks	4-3-0	8-6-4
PUNTS Number and Average	4-41.8	2-42.5
Had Blocked	0	0
FGs - PATs Had Blocked	0-0	0-0
Net Punting Average	39.3	32.5
TOTAL RETURN YARDAGE (Not Including Kickoffs)	0	10
No. and Yards Punt Returns	0-0	2-10
No. and Yards Kickoff Returns	4-87	4-81
No. and Yards Interception Returns	0-0	1-0
PENALTIES Number and Yards	7-57	6-37
FUMBLES Number and Lost	0-0	0-0
TOUCHDOWNS	3	6
Rushing	1	2
Passing	2	4
EXTRA POINTS Made-Attempts	3-3	6-6
Kicking Made-Attempts	3-3	6-6
FIELD GOALS Made-Attempts	0-0	1-1
RED ZONE EFFICIENCY	2-2-100%	4-4-100%
GOAL TO GO EFFICIENCY	1-1-100%	3-3-100%
SAFETIES	0	0
FINAL SCORE	21	45
TIME OF POSSESSION	24:21	35:39

Ball Possession And Drive Chart

Miami Dolphins

#	Time Recd	Time Lost	Time Poss	How Ball Obtained	Drive Began	# Play	Yds Gain	Yds Pen	Net Yds	1st Down	Last Scrm	How Given Up
1	15:00	12:03	2:57	Kickoff	MIA 27	5	16	0	16	1	MIA 43	Punt
2	8:58	7:23	1:35	Punt	MIA 11	3	1	0	1	0	MIA 12	Punt
3	1:50	13:16	3:34	Kickoff	MIA 20	9	29	0	29	2	MIA 49	Punt
4	6:59	2:12	4:47	Kickoff	MIA 25	10	73	2	75	6	* CAR 2	Touchdown
5	0:47	0:41	0:06	Punt	MIA 20	1	0	0	0	0	MIA 20	Interception
6	0:19	0:00	0:19	Kickoff	MIA 13	1	-1	0	-1	0	MIA 13	End of Half
7	11:50	9:34	2:16	Kickoff	MIA 28	6	20	0	20	1	MIA 49	Downs
8	7:15	5:47	1:28	Kickoff	MIA 25	3	75	0	75	1	MIA 34	Touchdown
9	3:07	0:03	3:04	Kickoff	MIA 25	6	30	-10	20	1	MIA 45	Punt
10	8:20	4:05	4:15	Kickoff	MIA 25	10	70	5	75	5	* CAR 9	Touchdown

(219) Average MIA 22

Carolina Panthers

#	Time Recd	Time Lost	Time Poss	How Ball Obtained	Drive Began	# Play	Yds Gain	Yds Pen	Net Yds	1st Down	Last Scrm	How Given Up
1	12:03	8:58	3:05	Punt	CAR 17	6	30	0	30	1	CAR 47	Punt
2	7:23	1:50	5:33	Punt	CAR 35	11	42	0	42	3	MIA 23	Field Goal
3	13:16	6:59	6:17	Punt	CAR 15	12	85	0	85	6	* MIA 4	Touchdown
4	2:12	0:47	1:25	Kickoff	CAR 24	7	43	-10	33	2	MIA 43	Punt
5	0:41	0:19	0:22	Interception	MIA 20	4	20	0	20	2	* MIA 7	Touchdown
6	15:00	11:50	3:10	Kickoff	CAR 22	8	78	0	78	4	MIA 28	Touchdown
7	9:34	7:15	2:19	Downs	MIA 48	4	48	0	48	3	* MIA 12	Touchdown
8	5:47	3:07	2:40	Kickoff	CAR 13	4	75	12	87	3	* MIA 2	Touchdown
9	0:03	8:20	6:43	Punt	CAR 17	11	78	5	83	5	MIA 32	Touchdown
10	4:05	0:00	4:05	Kickoff	CAR 26	5	49	-5	44	1	MIA 29	End of Game

(301) Average CAR 30

* inside opponent's 20

Time of Possession by Quarter

	1st	2nd	3rd	4th	OT	Total
Visitor Miami Dolphins	6:22	6:56	6:48	4:15		24:21
Home Carolina Panthers	8:38	8:04	8:12	10:45		35:39

Kickoff Drive No.-Start Average

Dolphins: 8 - MIA 24

Panthers: 4 - CAR 21

Final Defensive Statistics

Miami Dolphins	Regular Defensive Plays												Special Teams					Misc			
	TKL	AST	COMB	SK	/ YDS	TFL	Q	IN	PD	FF	FR	TKL	AST	FF	FR	BL	TKL	AST	FF	FR	
T.McDonald	7	2	9	0	0	0	0	0	0	0	0	0	0	0	0	0	0	0	0	0	0
L.Timmons	2	6	8	0	0	0	1	0	0	0	0	0	0	0	0	0	0	0	0	0	0
K.Alonso	2	6	8	0	0	0	0	0	0	0	0	0	0	0	0	0	0	0	0	0	0
R.Jones	4	3	7	0	0	0	0	0	0	0	0	0	0	0	0	0	0	0	0	0	0
R.Mauluga	2	5	7	0	0	0	0	0	0	0	0	0	0	0	0	0	0	0	0	0	0
C.Tankersley	5	1	6	0	0	0	0	0	0	0	0	0	0	0	0	0	0	0	0	0	0
D.Godchaux	2	2	4	0	0	0	0	0	0	0	0	0	0	0	0	0	0	0	0	0	0
X.Howard	3	0	3	0	0	0	0	0	0	0	0	0	0	0	0	0	0	0	0	0	0
B.McCain	1	2	3	0	0	0	0	0	1	0	0	0	0	0	0	0	0	0	0	0	0
N.Suh	0	3	3	0	0	0	0	0	0	0	0	0	0	0	0	0	0	0	0	0	0
V.Taylor	0	3	3	0	0	0	0	0	0	0	0	0	0	0	0	0	0	0	0	0	0
A.Branch	1	1	2	0	0	0	1	0	0	0	0	0	0	0	0	0	0	0	0	0	0
W.Hayes	1	1	2	0	0	0	0	0	0	0	0	0	0	0	0	0	0	0	0	0	0
C.Wake	0	1	1	0	0	0	0	0	0	0	0	0	0	0	0	0	0	0	0	0	0
C.Harris	0	0	0	0	0	0	0	0	1	0	0	0	0	0	0	0	0	0	0	0	0
A.Verner	0	0	0	0	0	0	0	0	0	0	0	2	0	0	0	0	0	0	0	0	0
M.Thomas	0	0	0	0	0	0	0	0	0	0	0	1	1	0	0	0	0	0	0	0	0
S.Perry	0	0	0	0	0	0	0	0	0	0	0	1	1	0	0	0	0	0	0	0	0
M.Hull	0	0	0	0	0	0	0	0	0	0	0	1	0	0	0	0	0	0	0	0	0
Total	30	36	66	0	0	0	2	0	2	0	0	5	2	0	0	0	0	0	0	0	0

TKL = Tackle AST = Assist COMB = Combined QH=QB Hit IN = Interception PD = Pass Defense FF = Forced Fumble FR = Fumble Recovery

Carolina Panthers	Regular Defensive Plays												Special Teams					Misc			
	TKL	AST	COMB	SK	/ YDS	TFL	QH	IN	PD	FF	FR	TKL	AST	FF	FR	BL	TKL	AST	FF	FR	
K.Short	1	6	7	0	0	0	0	0	0	0	0	0	0	0	0	0	0	0	0	0	0
L.Kuechly	3	3	6	0	0	0	0	1	1	0	0	0	0	0	0	0	0	0	0	0	0
J.Bradberry	4	0	4	0	0	0	0	0	1	0	0	0	0	0	0	0	0	0	0	0	0
M.Adams	3	1	4	0	0	0	0	0	1	0	0	0	0	0	0	0	0	0	0	0	0
C.Munnerlyn	3	0	3	0	0	0	0	0	1	0	0	0	0	0	0	0	0	0	0	0	0
S.Thompson	3	0	3	0	0	0	0	0	0	0	0	0	0	0	0	0	0	0	0	0	0
T.Davis	2	1	3	0	0	0	1	0	0	0	0	0	0	0	0	0	0	0	0	0	0
K.Coleman	2	0	2	0	0	0	0	0	1	0	0	0	0	0	0	0	0	0	0	0	0
M.Addison	1	1	2	0	0	1	0	0	0	0	0	0	0	0	0	0	0	0	0	0	0
Ch.Johnson	0	2	2	0	0	0	0	0	1	0	0	0	0	0	0	0	0	0	0	0	0
K.Seymour	1	0	1	0	0	0	0	0	1	0	0	0	0	0	0	0	0	0	0	0	0
J.Peppers	1	0	1	0	0	0	0	0	0	0	0	0	0	0	0	0	0	0	0	0	0
D.Worley	1	0	1	0	0	0	0	0	0	0	0	0	0	0	0	0	0	0	0	0	0
D.Mayo	0	1	1	0	0	0	0	0	0	0	0	0	1	0	0	0	0	0	0	0	0
V.Butler	0	1	1	0	0	0	0	0	0	0	0	0	0	0	0	0	0	0	0	0	0
K.Love	0	1	1	0	0	0	0	0	0	0	0	0	0	0	0	0	0	0	0	0	0
S.Lotulelei	0	1	1	0	0	0	0	0	0	0	0	0	0	0	0	0	0	0	0	0	0
J.Norris	0	0	0	0	0	0	0	0	0	0	0	1	0	0	0	0	0	0	0	0	0
B.Bersin	0	0	0	0	0	0	0	0	0	0	0	1	0	0	0	0	0	0	0	0	0
A.Armah	0	0	0	0	0	0	0	0	0	0	0	0	1	0	0	0	0	0	0	0	0
C.Artis-Payne	0	0	0	0	0	0	0	0	0	0	0	0	1	0	0	0	0	0	0	0	0
C.Jones	0	0	0	0	0	0	0	0	0	0	0	0	1	0	0	0	0	0	0	0	0
Total	25	18	43	0	0	1	1	1	7	0	0	2	4	0	0	0	0	0	0	0	0

Miami Dolphins vs Carolina Panthers
11/13/2017 at Bank of America Stadium

First Half Summary

PERIOD SCORES

Dolphins	0 7 = 7
Panthers	3 14 = 17

TIME OF POSSESSION

Dolphins	13:18
Panthers	16:42

Scoring Plays

Team	Qtr	Time	Play Description (Extra Point) (Drive Info)	Visitor	Home
Panthers	1	1:50	G.Gano 40 yd. Field Goal (11-42, 5:33)	0	3
Panthers	2	6:59	C.McCaffrey 4 yd. run (G.Gano kick) (12-85, 6:17)	0	10
Dolphins	2	2:12	J.Thomas 2 yd. pass from J.Cutler (C.Parkey kick) (10-75, 4:47)	7	10
Panthers	2	0:19	E.Dickson 7 yd. pass from C.Newton (G.Gano kick) (4-20, 0:22)	7	17

	Miami Dolphins	Carolina Panthers
TOTAL FIRST DOWNS	9	14
First Downs Rushing-Passing-by Penalty	1 - 7 - 1	4 - 10 - 0
THIRD DOWN EFFICIENCY	3-6-50%	6-9-67%
TOTAL NET YARDS	118	220
Total Offensive Plays	29	39
NET YARDS RUSHING	27	75
NET YARDS PASSING	91	145
Gross Yards Passing	91	145
Times thrown-yards lost attempting to pass	0-0	0-0
Pass Attempts-Completions-Had Intercepted	19 - 10 - 1	25 - 14 - 0
Punts-Number and Average	3 - 43	2 - 42.5
Penalties-Number and Yards	3 - 30	4 - 27
Fumbles-Number and Lost	0 - 0	0 - 0
Red Zone Efficiency	1-1-100%	2-2-100%
Average Drive Start	MIA 19	CAR 34

Miami Dolphins

Carolina Panthers

RUSHING						RUSHING					
	ATT	YDS	AVG	LG	TD		ATT	YDS	AVG	LG	TD
D.Williams	6	24	4.0	11	0	J.Stewart	7	48	6.9	18	0
K.Drake	3	4	1.3	3	0	C.Newton	3	17	5.7	8	0
J.Cutler	1	-1	-1.0	-1	0	C.McCaffrey	3	7	2.3	4	1
						C.Artis-Payne	1	3	3.0	3	0
Total	10	27	2.7	11	0	Total	14	75	5.4	18	1

PASSING										PASSING							
	ATT	CMP	YDS	SK/YD	TD	LG	IN	RT		ATT	CMP	YDS	SK/YD	TD	LG	IN	RT
J.Cutler	19	10	91	0/0	1	19	1	61.5	C.Newton	25	14	145	0/0	1	23	0	86.2
Total	19	10	91	0/0	1	19	1	61.5	Total	25	14	145	0/0	1	23	0	86.3

PASS RECEIVING								PASS RECEIVING												
	TAR	REC	YDS	AVG	LG	TD		TAR	REC	YDS	AVG	LG	TD		TAR	REC	YDS	AVG	LG	TD
D.Parker	4	3	27	9.0	13	0	C.Samuel	6	5	45	9.0	23	0	E.Dickson	5	3	33	11.0	20	1
D.Williams	3	2	20	10.0	15	0	E.Dickson	5	3	33	11.0	20	1	C.McCaffrey	4	2	25	12.5	19	0
K.Stills	3	2	18	9.0	12	0	C.McCaffrey	4	2	25	12.5	19	0	D.Funchess	3	2	15	7.5	12	0
J.Landry	4	1	19	19.0	19	0	D.Funchess	3	2	15	7.5	12	0	R.Shepard	5	1	15	15.0	15	0
K.Drake	1	1	5	5.0	5	0	R.Shepard	5	1	15	15.0	15	0	B.Bersin	2	1	12	12.0	12	0
J.Thomas	4	1	2	2.0	2	1	B.Bersin	2	1	12	12.0	12	0	Total	25	14	145	10.4	23	1
Total	19	10	91	9.1	19	1	Total	25	14	145	10.4	23	1							

Miami Dolphins

Regular Defensive Plays

Special Teams

Misc

	TKL	AST	COMB	SK	/ YDS	TFL	Q	IN	PD	FF	FR	TKL	AST	FF	FR	BL	TKL	AST	FF	FR	
R.Jones	3	3	6	0	0	0	0	0	0	0	0	0	0	0	0	0	0	0	0	0	0
L.Timmons	2	4	6	0	0	0	0	0	0	0	0	0	0	0	0	0	0	0	0	0	0
T.McDonald	5	0	5	0	0	0	0	0	0	0	0	0	0	0	0	0	0	0	0	0	0
R.Mauluga	2	1	3	0	0	0	0	0	0	0	0	0	0	0	0	0	0	0	0	0	0
Total	12	8	20	0	0	0	0	0	0	0	0	0	0	0	0	0	0	0	0	0	0

First Half Summary

Carolina Panthers	Regular Defensive Plays											Special Teams					Misc				
	TKL	AST	COMB	SK	/ YDS	TFL	QH	IN	PD	FF	FR	TKL	AST	FF	FR	BL	TKL	AST	FF	FR	
K.Short	1	4	5	0	0	0	0	0	0	0	0	0	0	0	0	0	0	0	0	0	0
J.Bradberry	3	0	3	0	0	0	0	0	0	0	0	0	0	0	0	0	0	0	0	0	0
M.Adams	2	1	3	0	0	0	0	0	0	0	0	0	0	0	0	0	0	0	0	0	0
L.Kuechly	1	2	3	0	0	0	0	1	1	0	0	0	0	0	0	0	0	0	0	0	0
Total	7	7	14	0	0	0	0	1	1	0	0	0	0	0	0	0	0	0	0	0	0

First Quarter

11/13/2017

Play By Play

CAR wins the coin toss and elects to defer. MIA elects to Receive, and CAR elects to defend the east goal.

G.Gano kicks 67 yards from CAR 35 to MIA -2. S.Perry to MIA 27 for 29 yards (A.Armah; C.Artis-Payne).

Miami Dolphins at 15:00, (1st play from scrimmage 14:55)

- 1-10-MIA 27 (14:55) (Shotgun) J.Cutler pass short right to K.Stills to MIA 33 for 6 yards (J.Bradberry).
- 2-4-MIA 33 (14:17) (Shotgun) J.Cutler pass short left to D.Williams pushed ob at MIA 38 for 5 yards (T.Davis). P1
- 1-10-MIA 38 (13:44) D.Williams left guard to MIA 40 for 2 yards (K.Short; M.Adams).
- 2-8-MIA 40 (13:09) (No Huddle) D.Williams up the middle to MIA 43 for 3 yards (L.Kuechly; T.Davis).
- 3-5-MIA 43 (12:22) (Shotgun) J.Cutler pass incomplete short middle to J.Landry.
- 4-5-MIA 43 (12:16) M.Haack punts 48 yards to CAR 9, Center-J.Denney. C.McCaffrey to CAR 17 for 8 yards (M.Thomas).

Carolina Panthers at 12:03

- 1-10-CAR 17 (12:03) (Shotgun) C.Newton pass incomplete short middle to E.Dickson.
- 2-10-CAR 17 (12:00) (Shotgun) C.McCaffrey up the middle to CAR 19 for 2 yards (R.Jones; L.Timmons).
- 3-8-CAR 19 (11:20) (Shotgun) C.Newton pass short left to C.McCaffrey to CAR 38 for 19 yards (T.McDonald) [A.Branch]. P1
- 1-10-CAR 38 (10:37) (Shotgun) J.Stewart left end to CAR 43 for 5 yards (N.Suh; D.Godchaux).
- 2-5-CAR 43 (9:51) (Shotgun) C.Newton pass short right to C.Samuel to CAR 47 for 4 yards (L.Timmons; B.McCain).
- 3-1-CAR 47 (9:11) (Shotgun) C.Newton pass incomplete short left to R.Shepard.
- 4-1-CAR 47 (9:06) M.Palardy punts 42 yards to MIA 11, Center-J.Jansen, fair catch by J.Landry.

Miami Dolphins at 8:58

- 1-10-MIA 11 (8:58) (Shotgun) J.Cutler pass incomplete short left to D.Williams.
- 2-10-MIA 11 (8:56) D.Williams right tackle to MIA 7 for -4 yards (K.Short; Ch.Johnson).
- 3-14-MIA 7 (8:24) (Shotgun) D.Williams left tackle to MIA 12 for 5 yards (L.Kuechly).
- 4-9-MIA 12 (7:37) M.Haack punts 45 yards to CAR 43, Center-J.Denney. C.McCaffrey to CAR 45 for 2 yards (M.Thomas; S.Perry).
PENALTY on CAR-C.Samuel, Illegal Block Above the Waist, 10 yards, enforced at CAR 45.

Carolina Panthers at 7:23

- 1-10-CAR 35 (7:23) J.Stewart right tackle to CAR 36 for 1 yard (T.McDonald).
- 2-9-CAR 36 (6:54) (No Huddle, Shotgun) C.Newton pass short middle to R.Shepard to MIA 49 for 15 yards (B.McCain). P2
- 1-10-MIA 49 (6:16) (Shotgun) C.Newton pass incomplete deep left to R.Shepard.
- 2-10-MIA 49 (6:10) (Shotgun) J.Stewart left guard to MIA 41 for 8 yards (N.Suh; R.Jones).
- 3-2-MIA 41 (5:28) (Shotgun) *PENALTY on CAR-C.Samuel, False Start, 5 yards, enforced at MIA 41 - No Play.*
- 3-7-MIA 46 (5:15) (Shotgun) *PENALTY on MIA-N.Suh, Neutral Zone Infraction, 5 yards, enforced at MIA 46 - No Play.*
- 3-2-MIA 41 (4:50) (Shotgun) C.Newton pass short right to C.Samuel to MIA 38 for 3 yards (L.Timmons). P3
- 1-10-MIA 38 (4:04) (Shotgun) C.Newton pass short middle to E.Dickson to MIA 32 for 6 yards (R.Mauluga).
- 2-4-MIA 32 (3:32) (No Huddle, Shotgun) C.Newton up the middle to MIA 24 for 8 yards (T.McDonald). R4
- 1-10-MIA 24 (2:53) (No Huddle, Shotgun) C.Newton pass deep middle intended for R.Shepard INTERCEPTED by T.McDonald at MIA 3. T.McDonald to MIA 4 for 1 yard (C.Samuel).
The Replay Official reviewed the pass interception ruling, and the play was REVERSED.
(No Huddle, Shotgun) C.Newton pass incomplete deep middle to R.Shepard.
- 2-10-MIA 24 (2:41) (Shotgun) C.McCaffrey left guard to MIA 23 for 1 yard (R.Jones; K.Alonso). Taylor Moton reported as eligible
- 3-9-MIA 23 (2:00) (Shotgun) C.Newton pass incomplete deep left to C.Samuel.
- 4-9-MIA 23 (1:55) **G.Gano 40 yard field goal is GOOD, Center-J.Jansen, Holder-M.Palardy.**

MIA 0 CAR 3, 11 plays, 42 yards, 1 penalty, 5:33 drive, 13:10 elapsed

G.Gano kicks 65 yards from CAR 35 to MIA 0. S.Perry to MIA 20 for 20 yards (J.Norris).

Miami Dolphins at 1:50, (1st play from scrimmage 1:46)

- 1-10-MIA 20 (1:46) (Shotgun) J.Cutler pass short left to D.Parker to MIA 22 for 2 yards (M.Adams).
- 2-8-MIA 22 (1:02) (Shotgun) J.Cutler pass incomplete deep left to D.Parker.
- 3-8-MIA 22 (:55) (Shotgun) J.Cutler pass short right to K.Stills to MIA 34 for 12 yards (C.Munnerlyn). P2
- 1-10-MIA 34 (:27) (Shotgun) K.Drake right tackle to MIA 37 for 3 yards (J.Bradberry).

END OF QUARTER

	Score	Time Poss	First Downs				Efficiencies	
			R	P	X	T	3 Down	4 Down
Miami Dolphins	0	6:22	0	2	0	2	1/3	0/0
Carolina Panthers	3	8:38	1	3	0	4	2/4	0/0

Second Quarter

11/13/2017

Play By Play

Miami Dolphins continued.

- 2-7-MIA 37 (15:00) (Shotgun) J.Cutler pass incomplete short left to K.Stills [T.Davis].
- 3-7-MIA 37 (14:57) (Shotgun) J.Cutler pass short left to D.Parker to MIA 49 for 12 yards (K.Seymour). P3
- 1-10-MIA 49 (14:18) (Shotgun) J.Cutler pass incomplete short right to J.Landry (Ch.Johnson).
- 2-10-MIA 49 (14:13) K.Drake left guard to MIA 49 for no gain (K.Short; M.Addison).
- 3-10-MIA 49 (13:31) (Shotgun) J.Cutler pass incomplete deep left to J.Thomas.
- 4-10-MIA 49 (13:23) M.Haack punts 36 yards to CAR 15, Center-J.Denney, fair catch by K.Clay.

Carolina Panthers at 13:16

- 1-10-CAR 15 (13:16) (Shotgun) C.Artis-Payne up the middle to CAR 18 for 3 yards (W.Hayes; V.Taylor).
 - 2-7-CAR 18 (12:43) (Shotgun) C.Newton pass incomplete short left to E.Dickson.
 - 3-7-CAR 18 (12:37) (Shotgun) C.Newton pass short left to D.Funchess to CAR 30 for 12 yards (L.Timmons; K.Alonso). P5
 - 1-10-CAR 30 (11:58) J.Stewart left end to CAR 42 for 12 yards (R.Mauluga). R6
 - 1-10-CAR 42 (11:18) (Shotgun) J.Stewart right guard to CAR 45 for 3 yards (L.Timmons; R.Mauluga).
 - 2-7-CAR 45 (10:38) C.Newton pass deep right to C.Samuel to MIA 32 for 23 yards (T.McDonald). P7
 - 1-10-MIA 32 (9:54) (No Huddle, Shotgun) C.Newton pass incomplete short middle to R.Shepard.
 - 2-10-MIA 32 (9:50) J.Stewart right guard to MIA 14 for 18 yards (R.Jones). R8
 - 1-10-MIA 14 (9:06) (Shotgun) J.Stewart right tackle to MIA 13 for 1 yard (W.Hayes).
 - 2-9-MIA 13 (8:25) C.Newton up the middle to MIA 7 for 6 yards (R.Jones).
 - 3-3-MIA 7 (7:42) (Shotgun) C.Newton pass short left to D.Funchess to MIA 4 for 3 yards (X.Howard). P9
 - 1-4-MIA 4 (7:05) (Shotgun) C.McCaffrey right tackle for 4 yards, TOUCHDOWN. R10
- G.Gano extra point is GOOD, Center-J.Jansen, Holder-M.Palardy.

MIA 0 CAR 10, 12 plays, 85 yards, 6:17 drive, 8:01 elapsed

G.Gano kicks 65 yards from CAR 35 to end zone, Touchback.

Miami Dolphins at 6:59

- 1-10-MIA 25 (6:59) (Shotgun) J.Cutler pass deep left to J.Landry to MIA 44 for 19 yards (S.Thompson). P4
 - 1-10-MIA 44 (6:16) D.Williams right tackle to CAR 49 for 7 yards (K.Short).
 - 2-3-CAR 49 (5:39) (No Huddle, Shotgun) D.Williams right guard pushed ob at CAR 38 for 11 yards (M.Adams). Rey Mauluga reported as eligible R5
 - 1-10-CAR 38 (4:59) (Shotgun) J.Cutler pass incomplete deep middle to J.Landry (K.Seymour).
 - 2-10-CAR 38 (4:54) J.Cutler pass short right to D.Williams pushed ob at CAR 23 for 15 yards (K.Coleman). P6
 - 1-10-CAR 23 (4:22) (Shotgun) J.Cutler pass short left to K.Drake to CAR 18 for 5 yards (L.Kuechly; K.Short).
 - 2-5-CAR 18 (3:31) J.Cutler pass incomplete deep left to J.Thomas.
 - 3-5-CAR 18 (3:26) (Shotgun) J.Cutler pass short right to D.Parker to CAR 5 for 13 yards (J.Bradberry). P7
 - PENALTY on CAR-D.Worley, Unnecessary Roughness, 2 yards, enforced at CAR 5.* X8
 - 1-3-CAR 3 (2:57) (Shotgun) K.Drake up the middle to CAR 2 for 1 yard (V.Butler; K.Love).
 - 2-2-CAR 2 (2:19) (Shotgun) J.Cutler pass short middle to J.Thomas for 2 yards, TOUCHDOWN. P9
- C.Parkey extra point is GOOD, Center-J.Denney, Holder-M.Haack.

MIA 7 CAR 10, 10 plays, 75 yards, 1 penalty, 4:47 drive, 12:48 elapsed

C.Parkey kicks 67 yards from MIA 35 to CAR -2. C.Samuel to CAR 24 for 26 yards (A.Verner).

Carolina Panthers at 2:12, (1st play from scrimmage 2:07)

- 1-10-CAR 24 (2:07) (Shotgun) C.Newton pass deep left to E.Dickson ran ob at CAR 44 for 20 yards. P11

Two-Minute Warning

- 1-10-CAR 44 (2:00) (Shotgun) C.Newton pass short left to C.McCaffrey to 50 for 6 yards (A.Branch).
- 2-4-50 (1:37) (No Huddle, Shotgun) C.Newton pass incomplete short left to D.Funchess.
- 3-4-50 (1:33) (Shotgun) C.Newton pass short left to C.Samuel pushed ob at MIA 45 for 5 yards (C.Tankersley). P12
- 1-10-MIA 45 (1:28) (Shotgun) C.Newton scrambles left end pushed ob at MIA 42 for 3 yards (L.Timmons).
- PENALTY on CAR-T.Turner, Offensive Holding, 10 yards, enforced at MIA 45 - No Play.*
- 1-20-CAR 45 (1:18) (Shotgun) C.Newton pass short right to B.Bersin to MIA 43 for 12 yards (R.Jones).
- Timeout #1 by CAR at 01:06.
- 2-8-MIA 43 (1:06) (Shotgun) C.Newton pass incomplete short right to C.McCaffrey.
- 3-8-MIA 43 (:59) (Shotgun) C.Newton pass incomplete short right to C.McCaffrey.

Miami Dolphins vs Carolina Panthers at Bank of America Stadium

4-8-MIA 43 (:54) M.Palardy punts 43 yards to end zone, Center-J.Jansen, Touchback.

Miami Dolphins at 0:47

1-10-MIA 20 (:47) (Shotgun) J.Cutler pass short left intended for J.Thomas INTERCEPTED by L.Kuechly at MIA 35. L.Kuechly ran ob at MIA 35 for no gain.
PENALTY on MIA-J.Thomas, Unsportsmanlike Conduct, 15 yards, enforced at MIA 35.

Carolina Panthers at 0:41

1-10-MIA 20 (:41) (Shotgun) C.Newton pass short left to C.Samuel to MIA 10 for 10 yards (T.McDonald). P13
 Timeout #2 by CAR at 00:34.

1-10-MIA 10 (:34) (Shotgun) C.Newton up the middle to MIA 7 for 3 yards (L.Timmons).
 Timeout #3 by CAR at 00:28.

2-7-MIA 7 (:28) (Shotgun) C.Newton pass incomplete short right to B.Bersin (B.McCain).

3-7-MIA 7 (:24) (Shotgun) C.Newton pass short left to E.Dickson for 7 yards, TOUCHDOWN. P14
Penalty on MIA-A.Branch, Defensive Offside, declined.
 G.Gano extra point is GOOD, Center-J.Jansen, Holder-M.Palardy.

MIA 7 CAR 17, 4 plays, 20 yards, 0:22 drive, 14:41 elapsed

G.Gano kicks 58 yards from CAR 35 to MIA 7. S.Perry to MIA 23 for 16 yards (D.Mayo; C.Jones).

PENALTY on MIA-M.Smith, Offensive Holding, 10 yards, enforced at MIA 23.

Miami Dolphins at 0:19, (1st play from scrimmage 0:12)

1-10-MIA 13 (:12) J.Cutler kneels to MIA 12 for -1 yards.

END OF QUARTER

	Score	Time Poss	First Downs				Efficiencies	
			R	P	X	T	3 Down	4 Down
Miami Dolphins	7	6:56	1	5	1	7	2/3	0/0
Carolina Panthers	17	8:04	3	7	0	10	4/5	0/0

Third Quarter

11/13/2017

Play By Play

CAR elects to Receive, and MIA elects to defend the West goal.

C.Parkey kicks 65 yards from MIA 35 to CAR 0. C.Samuel to CAR 22 for 22 yards (A.Verner).

Carolina Panthers at 15:00, (1st play from scrimmage 14:54)

1-10-CAR 22	(14:54) C.Newton pass deep left to D.Funchess to CAR 39 for 17 yards (X.Howard).	P15
<u>1-10-CAR 39</u>	(14:17) (Shotgun) J.Stewart up the middle to MIA 46 for 15 yards (R.Jones).	R16
<u>1-10-MIA 46</u>	(13:37) (Shotgun) J.Stewart right guard to MIA 42 for 4 yards (K.Alonso; C.Wake).	
2-6-MIA 42	(12:55) J.Stewart left end pushed ob at MIA 37 for 5 yards (C.Tankersley).	
3-1-MIA 37	(12:20) T.Moton reported in as eligible. C.Newton left end ran ob at MIA 28 for 9 yards (X.Howard). MIA-W.Hayes was injured during the play.	R17
<u>1-10-MIA 28</u>	(12:07) (Shotgun) C.Newton pass incomplete deep right to C.Samuel. CAR-C.Samuel was injured during the play. His return is Questionable.	
2-10-MIA 28	(12:00) (Shotgun) C.Newton pass incomplete short left to C.McCaffrey (C.Harris).	
3-10-MIA 28	(11:57) (Shotgun) C.Newton pass short left to D.Funchess for 28 yards, TOUCHDOWN.	P18
	G.Gano extra point is GOOD, Center-J.Jansen, Holder-M.Palardy.	

MIA 7 CAR 24, 8 plays, 78 yards, 3:10 drive, 3:10 elapsed

G.Gano kicks 59 yards from CAR 35 to MIA 6. S.Perry to MIA 28 for 22 yards (B.Bersin).

Miami Dolphins at 11:50, (1st play from scrimmage 11:44)

1-10-MIA 28	(11:44) (Shotgun) D.Williams left tackle to MIA 23 for -5 yards (M.Addison).	
2-15-MIA 23	(11:00) (Shotgun) J.Cutler pass short right to K.Stills to MIA 40 for 17 yards (K.Coleman).	P10
<u>1-10-MIA 40</u>	(10:34) (No Huddle) J.Cutler pass incomplete deep left to K.Stills.	
2-10-MIA 40	(10:29) (Shotgun) J.Cutler pass short middle to J.Landry to MIA 43 for 3 yards (L.Kuechly).	
3-7-MIA 43	(10:06) (No Huddle, Shotgun) J.Cutler pass short left to J.Landry to MIA 49 for 6 yards (L.Kuechly).	
4-1-MIA 49	(9:41) (No Huddle, Shotgun) D.Williams up the middle to MIA 48 for -1 yards (K.Short; L.Kuechly).	

Carolina Panthers at 9:34

1-10-MIA 48	(9:34) J.Stewart left guard to MIA 41 for 7 yards (D.Godchaux).	
2-3-MIA 41	(8:53) T.Moton reported in as eligible. J.Stewart right guard to MIA 25 for 16 yards (T.McDonald; C.Tankersley).	R19
<u>1-10-MIA 25</u>	(8:08) (Shotgun) C.Newton pass short left to R.Shepard to MIA 12 for 13 yards (B.McCain; K.Alonso).	P20
<u>1-10-MIA 12</u>	(7:22) C.Artis-Payne left guard for 12 yards, TOUCHDOWN.	R21
	G.Gano extra point is GOOD, Center-J.Jansen, Holder-M.Palardy.	

MIA 7 CAR 31, 4 plays, 48 yards, 2:19 drive, 7:45 elapsed

G.Gano kicks 65 yards from CAR 35 to end zone, Touchback.

Miami Dolphins at 7:15

1-10-MIA 25	(7:15) (Shotgun) J.Cutler pass short right to J.Thomas to MIA 31 for 6 yards (M.Adams).	
2-4-MIA 31	(6:45) (No Huddle, Shotgun) K.Drake up the middle to MIA 34 for 3 yards (J.Peppers).	
3-1-MIA 34	(5:58) S.Young reported in as eligible. K.Drake left tackle for 66 yards, TOUCHDOWN.	R11
	C.Parkey extra point is GOOD, Center-J.Denney, Holder-M.Haack.	

MIA 14 CAR 31, 3 plays, 75 yards, 1:28 drive, 9:13 elapsed

C.Parkey kicks 67 yards from MIA 35 to CAR -2. K.Clay to CAR 13 for 15 yards (S.Perry).

Carolina Panthers at 5:47, (1st play from scrimmage 5:41)

1-10-CAR 13	(5:41) (Shotgun) C.Newton right tackle to MIA 18 for 69 yards (C.Tankersley).	R22
<u>1-10-MIA 18</u>	(4:50) J.Stewart right tackle to MIA 14 for 4 yards (K.Alonso; L.Timmons).	
2-6-MIA 14	(4:03) (Shotgun) C.Newton pass incomplete short middle to D.Funchess.	
	<i>PENALTY on MIA-X.Howard, Defensive Pass Interference, 12 yards, enforced at MIA 14 - No Play.</i>	X23
<u>1-2-MIA 2</u>	(3:58) T.Moton reported in as eligible. J.Stewart right guard to MIA 2 for no gain (D.Godchaux).	
2-2-MIA 2	(3:14) (Shotgun) C.Newton pass short right to C.McCaffrey for 2 yards, TOUCHDOWN.	P24
	G.Gano extra point is GOOD, Center-J.Jansen, Holder-M.Palardy.	

MIA 14 CAR 38, 4 plays, 87 yards, 1 penalty, 2:40 drive, 11:53 elapsed

G.Gano kicks 65 yards from CAR 35 to end zone, Touchback.

Miami Dolphins at 3:07

1-10-MIA 25	(3:07) (Shotgun) D.Williams up the middle to MIA 26 for 1 yard (K.Short; Ch.Johnson).	
2-9-MIA 26	(2:31) (Shotgun) J.Cutler pass short right to J.Landry to MIA 31 for 5 yards (C.Munnerlyn).	
3-4-MIA 31	<i>(1:54) (Shotgun) PENALTY on MIA-M.Pouncey, False Start, 5 yards, enforced at MIA 31 - No Play.</i>	

Miami Dolphins vs Carolina Panthers at Bank of America Stadium

- 3-9-MIA 26 (1:36) (Shotgun) J.Cutler pass deep left to D.Parker to 50 for 24 yards (T.Davis).
- 1-10-50 (:57) (Shotgun) J.Cutler pass incomplete deep right to D.Parker.
- 2-10-50 (:52) (Shotgun) J.Cutler pass incomplete short middle to J.Landry.
- 3-10-50 (:46) (Shotgun) J.Cutler pass short left to J.Landry pushed ob at CAR 34 for 16 yards (M.Adams) [J.Peppers].
PENALTY on MIA-L.Tunsil, Illegal Formation, 5 yards, enforced at 50 - No Play.
- 3-15-MIA 45 (:18) (Shotgun) J.Cutler pass incomplete short right to D.Parker (J.Bradberry, K.Coleman).
- 4-15-MIA 45 (:12) M.Haack punts 38 yards to CAR 17, Center-J.Denney, downed by MIA-W.Aikens.

Carolina Panthers at 0:03

- 1-10-CAR 17 (:03) J.Stewart left guard to CAR 15 for -2 yards (A.Branch; R.Mauluga).

END OF QUARTER

	Score	Time Poss	First Downs				Efficiencies	
			R	P	X	T	3 Down	4 Down
Miami Dolphins	14	6:48	1	2	0	3	2/4	0/1
Carolina Panthers	38	8:12	5	4	1	10	2/2	0/0

Fourth Quarter

11/13/2017

Play By Play

Carolina Panthers continued.

2-12-CAR 15	(15:00) (Shotgun) C.McCaffrey right tackle to CAR 31 for 16 yards (T.McDonald).	R25
<u>1-10-CAR 31</u>	(14:14) C.McCaffrey up the middle to CAR 31 for no gain (N.Suh; K.Alonso).	
2-10-CAR 31	(13:27) (Shotgun) C.Newton pass incomplete short right to C.McCaffrey.	
3-10-CAR 31	(13:22) (Shotgun) C.Newton pass short middle to R.Shepard to CAR 43 for 12 yards (K.Alonso).	P26
<u>1-10-CAR 43</u>	(12:36) C.Newton pass short right to K.Clay to CAR 48 for 5 yards (C.Tankersley) [L.Timmons].	
2-5-CAR 48	(11:49) J.Stewart right guard to 50 for 2 yards (T.McDonald; V.Taylor).	
3-3-50	(11:09) (Shotgun) <i>PENALTY on MIA-C.Wake, Neutral Zone Infraction, 5 yards, enforced at 50 - No Play.</i>	X27
<u>1-10-MIA 45</u>	(10:48) J.Stewart left guard to MIA 34 for 11 yards (T.McDonald).	R28
<u>1-10-MIA 34</u>	(10:00) C.Artis-Payne up the middle to MIA 34 for no gain (K.Alonso).	
2-10-MIA 34	(9:15) C.Artis-Payne left tackle to MIA 32 for 2 yards (R.Mauluga; L.Timmons).	
3-8-MIA 32	(8:28) (Shotgun) C.Newton pass deep left to D.Funchess for 32 yards, TOUCHDOWN.	P29
	G.Gano extra point is GOOD, Center-J.Jansen, Holder-M.Palardy.	

MIA 14 CAR 45, 11 plays, 83 yards, 1 penalty, 6:43 drive, 6:40 elapsed

G.Gano kicks 65 yards from CAR 35 to end zone, Touchback.

Miami Dolphins at 8:20

1-10-MIA 25	(8:20) (Shotgun) J.Cutler pass incomplete short left to K.Stills (M.Adams).	
2-10-MIA 25	(8:15) (Shotgun) J.Cutler pass short right to D.Parker to MIA 31 for 6 yards (J.Bradberry).	
3-4-MIA 31	(7:31) (Shotgun) J.Cutler pass short left to K.Stills pushed ob at CAR 48 for 21 yards (C.Munnerlyn).	P13
<u>1-10-CAR 48</u>	(7:06) (Shotgun) K.Drake up the middle to CAR 45 for 3 yards (D.Mayo; S.Lotulelei).	
2-7-CAR 45	(6:38) (No Huddle, Shotgun) J.Cutler pass incomplete short right to J.Thomas.	
	<i>PENALTY on CAR-K.Coleman, Defensive Holding, 5 yards, enforced at CAR 45 - No Play.</i>	X14
<u>1-10-CAR 40</u>	(6:16) (Shotgun) J.Cutler pass short right to K.Stills ran ob at CAR 29 for 11 yards.	P15
<u>1-10-CAR 29</u>	(5:56) (Shotgun) J.Cutler pass short left to D.Parker to CAR 20 for 9 yards (D.Worley).	
2-1-CAR 20	(5:23) (Shotgun) K.Drake left tackle to CAR 14 for 6 yards (S.Thompson).	R16
<u>1-10-CAR 14</u>	(4:50) (No Huddle, Shotgun) J.Cutler pass short left to K.Drake to CAR 9 for 5 yards (S.Thompson).	
2-5-CAR 9	(4:18) (Shotgun) J.Cutler pass incomplete short right to J.Landry (C.Munnerlyn).	
3-5-CAR 9	(4:13) (Shotgun) J.Cutler pass short right to J.Landry for 9 yards, TOUCHDOWN.	P17
	C.Parkey extra point is GOOD, Center-J.Denney, Holder-M.Haack.	

MIA 21 CAR 45, 10 plays, 75 yards, 1 penalty, 4:15 drive, 10:55 elapsed

C.Parkey kicks 57 yards from MIA 35 to CAR 8. K.Clay to CAR 26 for 18 yards (M.Hull).

Carolina Panthers at 4:05, (1st play from scrimmage 3:59)

1-10-CAR 26	(3:59) C.Artis-Payne up the middle to CAR 29 for 3 yards (R.Mauluga; D.Godchaux).	
2-7-CAR 29	(3:11) C.Artis-Payne up the middle to CAR 34 for 5 yards (V.Taylor; R.Mauluga).	
3-2-CAR 34	(2:28) C.Artis-Payne up the middle to MIA 23 for 43 yards (C.Tankersley).	R30

Two-Minute Warning

<u>1-10-MIA 23</u>	(2:00) D.Anderson kneels to MIA 24 for -1 yards.
2-11-MIA 24	(1:18) <i>PENALTY on CAR-T.Turner, False Start, 5 yards, enforced at MIA 24 - No Play.</i>
2-16-MIA 29	(:43) D.Anderson kneels to MIA 30 for -1 yards.

END OF QUARTER

	Score	Time Poss	First Downs				Efficiencies	
			R	P	X	T	3 Down	4 Down
Miami Dolphins	21	4:15	1	3	1	5	2/2	0/0
Carolina Panthers	45	10:45	3	2	1	6	3/3	0/0

Miscellaneous Statistics Report

Miami Dolphins vs Carolina Panthers
11/13/2017 at Bank of America Stadium

Ten Longest Plays for Miami Dolphins

Yards	Qtr	Play Start	Play Description
66	3	3-1-MIA 34	(5:58) S.Young reported in as eligible. K.Drake left tackle for 66 yards, TOUCHDOWN.
24	3	3-9-MIA 26	(1:36) (Shotgun) J.Cutler pass deep left to D.Parker to 50 for 24 yards (T.Davis).
21	4	3-4-MIA 31	(7:31) (Shotgun) J.Cutler pass short left to K.Stills pushed ob at CAR 48 for 21 yards (C.Munnerlyn).
19	2	1-10-MIA 25	(6:59) (Shotgun) J.Cutler pass deep left to J.Landry to MIA 44 for 19 yards (S.Thompson).
17	3	2-15-MIA 23	(11:00) (Shotgun) J.Cutler pass short right to K.Stills to MIA 40 for 17 yards (K.Coleman).
15	2	2-10-CAR 38	(4:54) J.Cutler pass short right to D.Williams pushed ob at CAR 23 for 15 yards (K.Coleman).
15	2	3-5-CAR 18	(3:26) (Shotgun) J.Cutler pass short right to D.Parker to CAR 5 for 13 yards (J.Bradberry). PENALTY on CAR-D.Worley, Unnecessary Roughness, 2 yards, enforced at CAR 5.
12	1	3-8-MIA 22	(:55) (Shotgun) J.Cutler pass short right to K.Stills to MIA 34 for 12 yards (C.Munnerlyn).
12	2	3-7-MIA 37	(14:57) (Shotgun) J.Cutler pass short left to D.Parker to MIA 49 for 12 yards (K.Seymour).
11	2	2-3-CAR 49	(5:39) (No Huddle, Shotgun) D.Williams right guard pushed ob at CAR 38 for 11 yards (M.Adams). Rey Mauualuga reported as eligible

Ten Longest Plays for Carolina Panthers

Yards	Qtr	Play Start	Play Description
69	3	1-10-CAR 13	(5:41) (Shotgun) C.Newton right tackle to MIA 18 for 69 yards (C.Tankersley).
43	4	3-2-CAR 34	(2:28) C.Artis-Payne up the middle to MIA 23 for 43 yards (C.Tankersley).
32	4	3-8-MIA 32	(8:28) (Shotgun) C.Newton pass deep left to D.Funchess for 32 yards, TOUCHDOWN.
28	3	3-10-MIA 28	(11:57) (Shotgun) C.Newton pass short left to D.Funchess for 28 yards, TOUCHDOWN.
23	2	2-7-CAR 45	(10:38) C.Newton pass deep right to C.Samuel to MIA 32 for 23 yards (T.McDonald).
20	2	1-10-CAR 24	(2:07) (Shotgun) C.Newton pass deep left to E.Dickson ran ob at CAR 44 for 20 yards.
19	1	3-8-CAR 19	(11:20) (Shotgun) C.Newton pass short left to C.McCaffrey to CAR 38 for 19 yards (T.McDonald) [A.Branch].
18	2	2-10-MIA 32	(9:50) J.Stewart right guard to MIA 14 for 18 yards (R.Jones).
17	3	1-10-CAR 22	(14:54) C.Newton pass deep left to D.Funchess to CAR 39 for 17 yards (X.Howard).
16	3	2-3-MIA 41	(8:53) T.Moton reported in as eligible. J.Stewart right guard to MIA 25 for 16 yards (T.McDonald; C.Tankersley).

Touchdown Scoring Information

		Offense	Defense	Special Teams
VISITOR	Miami Dolphins	3	0	0
HOME	Carolina Panthers	6	0	0

Player Scoring Information

Club	Player	TD	Rush TD	Rec TD	KO TD	Punt TD	Int TD	Fum TD	Misc TD	FG	XP	2Pt Rush	2Pt Rec	Sfty	Points
MIA	K.Drake	0	1	0	0	0	0	0	0	0	0	0	0	0	6
MIA	J.Thomas	0	0	1	0	0	0	0	0	0	0	0	0	0	6
MIA	J.Landry	0	0	1	0	0	0	0	0	0	0	0	0	0	6
MIA	C.Parkey	0	0	0	0	0	0	0	0	0	3	0	0	0	3
CAR	C.McCaffrey	0	1	1	0	0	0	0	0	0	0	0	0	0	12
CAR	D.Funchess	0	0	2	0	0	0	0	0	0	0	0	0	0	12
CAR	G.Gano	0	0	0	0	0	0	0	0	1	6	0	0	0	9
CAR	C.Artis-Payne	0	1	0	0	0	0	0	0	0	0	0	0	0	6
CAR	E.Dickson	0	0	1	0	0	0	0	0	0	0	0	0	0	6

Possession Detail

	First Half		Second Half		Game	
	Visitor	Home	Visitor	Home	Visitor	Home
Largest Lead	0	10	0	31	0	31
Drives Leading	0	3	0	5	0	8
Time of Possession Leading	0:00	8:04	0:00	18:57	0:00	27:01
Largest Deficit	-10	0	-31	0	-31	0
Drives Trailing	4	0	4	0	8	0
Time of Possession Trailing	8:46	0:00	11:03	0:00	19:49	0:00
Times Score Tied Up		0		0		0
Lead Changes		1		0		1



NFL STANDINGS

AMERICAN FOOTBALL CONFERENCE											
EAST DIVISION											
TEAM	W	L	T	PCT	PF	PA	HOME	AWAY	CONF	DIV	STREAK
New England Patriots	7	2	0	.778	257	195	3-2-0	4-0-0	4-1-0	1-0-0	Won 5
Buffalo Bills	5	4	0	.556	184	196	4-1-0	1-3-0	3-2-0	1-1-0	Lost 2
MIAMI DOLPHINS	4	5	0	.444	137	224	2-2-0	2-3-0	3-3-0	1-1-0	LOST 3
New York Jets	4	6	0	.400	201	222	3-2-0	1-4-0	4-4-0	2-3-0	Lost 1
NORTH DIVISION											
TEAM	W	L	T	PCT	PF	PA	HOME	AWAY	CONF	DIV	STREAK
Pittsburgh Steelers	7	2	0	.778	187	148	2-1-0	5-1-0	5-1-0	3-0-0	Won 4
Baltimore Ravens	4	5	0	.444	190	171	2-2-0	2-3-0	4-3-0	2-1-0	Lost 1
Cincinnati Bengals	3	6	0	.333	149	182	2-2-0	1-4-0	3-5-0	1-2-0	Lost 2
Cleveland Browns	0	9	0	.000	143	240	0-5-0	0-4-0	0-7-0	0-3-0	Lost 9
SOUTH DIVISION											
TEAM	W	L	T	PCT	PF	PA	HOME	AWAY	CONF	DIV	STREAK
Tennessee Titans	6	3	0	.667	205	213	4-1-0	2-2-0	5-3-0	2-1-0	Won 4
Jacksonville Jaguars	6	3	0	.667	226	134	3-2-0	3-1-0	6-2-0	2-1-0	Won 3
Houston Texans	3	6	0	.333	236	241	2-3-0	1-3-0	3-4-0	1-2-0	Lost 3
Indianapolis Colts	3	7	0	.300	179	280	2-3-0	1-4-0	2-4-0	1-2-0	Lost 1
WEST DIVISION											
TEAM	W	L	T	PCT	PF	PA	HOME	AWAY	CONF	DIV	STREAK
Kansas City Chiefs	6	3	0	.667	253	208	3-1-0	3-2-0	4-2-0	2-1-0	Lost 1
Oakland Raiders	4	5	0	.444	196	214	2-2-0	2-3-0	4-4-0	1-2-0	Won 1
Los Angeles Chargers	3	6	0	.333	167	172	1-3-0	2-3-0	2-5-0	2-2-0	Lost 2
Denver Broncos	3	6	0	.333	166	239	3-2-0	0-4-0	2-4-0	2-2-0	Lost 5

NATIONAL FOOTBALL CONFERENCE											
EAST DIVISION											
TEAM	W	L	T	PCT	PF	PA	HOME	AWAY	CONF	DIV	STREAK
Philadelphia Eagles	8	1	0	.889	283	179	5-0-0	3-1-0	6-0-0	3-0-0	Won 7
Dallas Cowboys	5	4	0	.556	233	205	2-2-0	3-2-0	4-3-0	2-0-0	Lost 1
Washington Redskins	4	5	0	.444	207	232	2-3-0	2-2-0	3-4-0	0-3-0	Lost 1
New York Giants	1	8	0	.111	150	238	0-4-0	1-4-0	0-7-0	0-2-0	Lost 3
NORTH DIVISION											
TEAM	W	L	T	PCT	PF	PA	HOME	AWAY	CONF	DIV	STREAK
Minnesota Vikings	7	2	0	.778	217	165	4-1-0	3-1-0	5-1-0	2-1-0	Won 5
Detroit Lions	5	4	0	.556	244	210	2-3-0	3-1-0	4-3-0	2-0-0	Won 2
Green Bay Packers	5	4	0	.556	204	207	3-2-0	2-2-0	4-4-0	2-2-0	Won 1
Chicago Bears	3	6	0	.333	150	194	2-3-0	1-3-0	1-6-0	0-3-0	Lost 2
SOUTH DIVISION											
TEAM	W	L	T	PCT	PF	PA	HOME	AWAY	CONF	DIV	STREAK
New Orleans Saints	7	2	0	.778	268	165	3-1-0	4-1-0	5-1-0	2-0-0	Won 7
Carolina Panthers	7	3	0	.700	213	180	3-2-0	4-1-0	4-3-0	2-1-0	Won 3
Atlanta Falcons	5	4	0	.556	197	179	2-2-0	3-2-0	4-1-0	0-1-0	Won 1
Tampa Bay Buccaneers	3	6	0	.333	173	208	3-2-0	0-4-0	2-4-0	0-2-0	Won 1
WEST DIVISION											
TEAM	W	L	T	PCT	PF	PA	HOME	AWAY	CONF	DIV	STREAK
Los Angeles Rams	7	2	0	.778	296	162	3-2-0	4-0-0	4-2-0	2-1-0	Won 4
Seattle Seahawks	6	3	0	.667	211	165	3-1-0	3-2-0	4-2-0	3-0-0	Won 1
Arizona Cardinals	4	5	0	.444	155	223	2-2-0	2-3-0	3-5-0	2-2-0	Lost 1
San Francisco 49ers	1	9	0	.100	174	260	1-4-0	0-5-0	1-8-0	0-4-0	Won 1