



MIAMI DOLPHINS WEEKLY RELEASE

WEEK 1

TENNESSEE TITANS (0-0) AT MIAMI DOLPHINS (0-0)

SUNDAY, SEPT. 9, 2018 | 1 PM ET | HARD ROCK STADIUM | MIAMI GARDENS, FLA.





2018 MIAMI DOLPHINS SCHEDULE

PRESEASON

DATE	OPPONENT	STADIUM	TIME/ RESULT	NETWORK	RADIO	PRESENTING SPONSOR	GIVEAWAY
Thurs., Aug. 9	Tampa Bay	Hard Rock Stadium	L, 24-26	WFOR CBS4	560 WQAM KISS 99.9		
Fri., Aug. 17	at Carolina	Bank of America Stadium	L, 20-27	WFOR CBS4	560 WQAM KISS 99.9		
Sat., Aug. 25	Baltimore	Hard Rock Stadium	L, 10-27	WFOR CBS4	560 WQAM KISS 99.9		
Thurs., Aug. 30	at Atlanta	Mercedes-Benz Stadium	W, 34-7	WFOR CBS4	560 WQAM KISS 99.9		

REGULAR SEASON

DATE	OPPONENT	STADIUM	TIME/ RESULT	NETWORK	RADIO	PRESENTING SPONSOR	GIVEAWAY
Sun., Sept. 9	Tennessee	Hard Rock Stadium	1 p.m.	FOX	560 WQAM KISS 99.9		
Sun., Sept. 16	at N.Y. Jets	MetLife Stadium	1 p.m.	CBS	560 WQAM KISS 99.9		
Sun., Sept. 23	Oakland	Hard Rock Stadium	1 p.m.	CBS	560 WQAM KISS 99.9		
Sun., Sept. 30	at New England	Gillette Stadium	1 p.m.	CBS	560 WQAM KISS 99.9		
Sun., Oct. 7	at Cincinnati	Paul Brown Stadium	1 p.m.*	CBS	560 WQAM KISS 99.9		
Sun., Oct. 14	Chicago	Hard Rock Stadium	1 p.m.*	FOX	560 WQAM KISS 99.9		
Sun., Oct. 21	Detroit	Hard Rock Stadium	1 p.m.*	FOX	560 WQAM KISS 99.9		
Thurs., Oct. 25	at Houston	NRG Stadium	8:20 p.m.	FOX/NFLN Amazon	560 WQAM KISS 99.9		
Sun., Nov. 4	N.Y. Jets	Hard Rock Stadium	1 p.m.*	CBS	560 WQAM KISS 99.9		
Sun., Nov. 11	at Green Bay	Lambeau Field	1 p.m.*	CBS	560 WQAM KISS 99.9		
Sun., Nov. 25	at Indianapolis	Lucas Oil Stadium	1 p.m.*	CBS	560 WQAM KISS 99.9		
Sun., Dec. 2	Buffalo	Hard Rock Stadium	1 p.m.*	CBS	560 WQAM KISS 99.9		
Sun., Dec. 9	New England	Hard Rock Stadium	1 p.m.*	CBS	560 WQAM KISS 99.9	Hard Rock Hotel	
Sun., Dec. 16	at Minnesota	U.S. Bank Stadium	1 p.m.*	CBS	560 WQAM KISS 99.9		
Dec. 22 or 23	Jacksonville	Hard Rock Stadium	TBD*	TBD	560 WQAM KISS 99.9		
Sun., Dec. 30	at Buffalo	New Era Field	1 p.m.*	CBS	560 WQAM KISS 99.9		

* Game subject to flex scheduling
ALL TIMES EASTERN



All Dolphins games can be heard on 560 WQAM and Kiss 99.9, the flagship stations of the Miami Dolphins Radio Network, Dolphins.com and throughout South and Central Florida on stations that make up The Miami Dolphins Radio Network. In addition to the game broadcasts, the stations will feature expanded pre-, halftime and postgame shows. Dolphins fans who tune into Miami's Sportsradio 560 WQAM will have the opportunity to listen to live broadcasts of Head Coach Adam Gase's day-after game press conferences and "Dolphins Friday," a day of Dolphins' centric-content on the station featuring interviews with players, coaches, and team executives. Fans can also listen to the Dolphins in Spanish on Univision Deportes Radio WQBA 1140 AM.

WFOR-TV, CBS4 will once again be the preseason home of the Dolphins. All four of the Miami Dolphins preseason games will be broadcast in Miami-Fort Lauderdale on WFOR-TV (CBS4), the official home of the Miami Dolphins in South Florida.



WEEK 1: TENNESSEE TABLE OF CONTENTS

MEDIA INFORMATION	2-3
HARD ROCK STADIUM	4-5
DOLPHINS IN THE COMMUNITY	6
DOLPHINS NOTES	7-12
WHAT TO LOOK FOR IN 2018	13-14
DOLPHINS VS. THE TITANS	15-18
FREE AGENCY TRACKER	19
DOLPHINS 2018 ROOKIE CLASS	20
RADIO	21
DEPTH CHART	25
PROJECTED CONTRIBUTORS	26-27
TRANSACTIONS	28-29
PRONUNCIATION GUIDE	29
ROSTERS	30-33
2018 REGULAR SEASON STATISTICS	37-53
THE LAST TIME IT HAPPENED	54-57
2018 PRESEASON STATISTICS	58-61
2018 PRESEASON GAME RECAPS	65-68
LAST WEEK'S GAMEBOOK	69-86
EXECUTIVE BIOS	89-92
COACHING BIOS	93-96
PLAYER BIOS	97-224
INJURED RESERVE AND PRACTICE SQUAD	225
HISTORY & RECORDS	235-311

MIAMI DOLPHINS MEDIA WEBSITE

media.miamidolphins.com

The Miami Dolphins media website features everything a media member needs to cover the team. Visitors can find transcripts, press releases, weekly releases, credentials, notes, flip cards, an archive of old media guides and gamebooks and more by visiting media.miamidolphins.com.



WEEKLY MEDIA SCHEDULE: WEEK 1 VS. TENNESSEE

4	TUE	5	WED	6	THU	7	FRI	8	SAT	9	SUN	10	MON
No media availability		Practice* 11:20 a.m.		Practice* 11:15 a.m.		Practice* 11:20 a.m.		No media availability		Week 1 vs. Tennessee 1 p.m. TV - FOX		TBD	
		Conference Call 12:30 p.m. Titans Head Coach Mike Vrabel		Head Coach Adam Gase 1:05 p.m. (media work room)		Head Coach Adam Gase 12:20 p.m. (media work room)							
		Head Coach Adam Gase 1:15 p.m. (media work room)		Players 1:30 p.m. (open locker room)		Players 12:20 p.m. (open locker room)							
		Players 1:30 p.m. (open locker room)		Coordinators 4 p.m. (media work room)									

* Practice will be open to media for approximately 30 minutes.

DOLPHINS ON THE AIR

TV:	WSVN-TV (FOX 7 - Miami-Ft. Lauderdale) WFLX-TV (West Palm Beach) WFTX-TV (Ft. Myers)	
Broadcasters:	Sam Rosen – Play-By-Play	
	Cris Carter – Color Analyst	
	Sarah Kustok – Sideline	
Local Radio:	Dolphins Radio Network KISS 99.9-FM WQAM 560-AM	
Broadcasters:	Jimmy Cefalo – Play-By-Play	
	Bob Griese – Color Analyst	
	Joe Rose – Color Analyst	
	Kim Bokemper – Sideline	
Spanish Radio:	Dolphins Spanish Radio WQBA-1140 AM	
Broadcasters:	Roly Martin – Play-By-Play	
	Eduardo Martell – Color Analyst	

GAME ENTERTAINMENT

Publix®

Presenting Sponsor: Publix

National Anthem: Mark Lindquist, United States Air Force veteran

Color Guard: Patrick Air Force Base Honor Guard
Flyover: 482nd Fighter Wing from Homestead Air Reserve Base

Everyday Hero: Sam Nebesky, WWII veteran

Honorary Captains: Dick Anderson, A.J. Duhe and Sam Madison

Pregame Activities: Miami Dolphins Cheerleaders performance

Halftime Performance: Performance by past, present and future Miami Dolphins Cheerleaders

COMMUNICATIONS DEPARTMENT



JASON JENKINS

Sr. Vice President,
Communications &
Community Affairs

O: 954-452-7174
JJenkins@dolphins.com



MATT TAYLOR

Sr. Director of
Football
Communications

O: 954-452-7179
MattTaylor@dolphins.com



THERESA GARNER

Corporate
Communications
Senior Manager

O: 305-943-1451
TGarner@dolphins.com



BRETT BRECHISEN

Football
Communications
Manager

O: 954-452-7190
BBrechisen@dolphins.com



RENZO SHEPPARD

Football
Communications
Manager

O: 954-452-7144
RSheppard@dolphins.com



SYDNEY WADE

Communications
Coordinator

O: 954-452-7198
SWade@dolphins.com



PAOLA ARGUETA

Corporate
Communications
Staff Assistant

O: 305-943-6703
PArgueta@dolphins.com



KYLE WILLIAMS

Football
Communications
Staff Assistant

O: 954-452-7177
KWilliams@dolphins.com



MIAMI DOLPHINS MEDIA WORKROOM ACCESS & PARKING INFORMATION FOR THE 2018 SEASON

As a reminder, the workroom for accredited media covering the Miami Dolphins is located behind the Dolphins Pro Shop at the Baptist Health Training Facility at Nova Southeastern University. Access to the media workroom is granted by the Communications Staff to members of the media upon their arrival at training camp.

Parking passes are distributed by the Communications Department. The passes **need to be clearly displayed** to gain entry into the media parking areas. Media parking is available at the Nova Southeastern University Medical School garage (HPD Garage), which is next to the Dolphins Pro Shop, and located near the intersection of University Drive and S.W. 30th Street, between Griffin Road and I-595. Access to this garage is off University Drive and S.W. 30th Street. In the event the HPD Garage is full, the overflow media parking will be in the AUX Parking Lot next to the NOVA Softball fields.

PLEASE NOTE – ALL MEDIA ARE ASKED TO PARK ON THE SECOND FLOOR OF THE HPD GARAGE. PARKING ON THE FIRST FLOOR IS RESERVED FOR NOVA PATIENTS ONLY. THE GARAGE WILL BE MONITORED BY NOVA AND THOSE WHO PARK ON THE FIRST FLOOR WILL BE TICKETED.

PLEASE PREARRANGE ALL LIVE TRUCK PARKING through the Miami Dolphins Communications Department.

DIRECTIONS TO PARKING GARAGE AT NOVA SOUTHEASTERN UNIVERSITY

FROM I-95 OR FLORIDA'S TURNPIKE

- Exit at I-595; proceed west to University Drive exit
- Turn left (south) onto University Drive
- Proceed to S.W. 30th Street (Abe Fischler Blvd.) turn left (east)
- Proceed past the Miami Dolphins facility to Ray Ferrero Jr. Blvd.
- Turn right and parking garage will be on your right.

UNIVERSITY DRIVE

- From north of I-595
- Take University Drive south past I-595 to S.W. 30th Street (Abe Fischler Blvd.) turn left (east).
- Proceed past the Miami Dolphins facility to Ray Ferrero Jr. Blvd.
- Turn right and parking garage will be on your right.

FROM SOUTH OF GRIFFIN ROAD

- Take University Drive north past Griffin Road to S.W. 30th Street (Abe Fischler Blvd.) turn right (east)
- Proceed past the Miami Dolphins facility to Ray Ferrero Jr. Blvd.
- Turn right and parking garage will be on your right.





A GLOBAL ENTERTAINMENT DESTINATION


AN EVOLUTION

Hard Rock Stadium embarked on a multi-year renovation to make the facility a global entertainment destination. Privately funded by Owner Stephen Ross, the \$500 million renovation replaced every seat within the bowl, rebuilt concourses with additional amenities for restrooms, retail and concessions and moved seats 25 feet closer to the field.



COMPREHENSIVE MODERNIZATION

Every aspect of the facility was touched during the renovation. The renovation brought four high-definition video boards and the installation of a state-of-the-art canopy that keeps as many as 91 percent of fans in the shade. Remodeled, modernized suites throughout the stadium offer a more intimate club space with improved amenities and food, as well as the addition of theatre boxes, four new corner clubs and new landscaping bringing nearly 58,000 new trees and shrubs to the exterior of the stadium.



Hard Rock Stadium is a global entertainment destination that encompasses art, culture, some of the best food in the region, diversity, an elevated fan experience and the best that Miami has to offer.



The venue serves as home to the Miami Dolphins, University of Miami football team, Orange Bowl, Super Bowl LIV and the 100th anniversary of the NFL, College Football Playoff National Championship in 2021, major concerts, international soccer and a host of world-class events.





MIAMI DOLPHINS IN THE COMMUNITY

MIAMI DOLPHINS ANNOUNCE FOOTBALL UNITES: CULTURAL TOURS IN PARTNERSHIP WITH GREATER MIAMI CONVENTION & VISITORS BUREAU AND THE GREATER FORT LAUDERDALE CONVENTION & VISITORS BUREAU



MIAMI, FLA. – The Miami Dolphins announced they have partnered with the Greater Miami Convention & Visitors Bureau and the Greater Fort Lauderdale Convention & Visitors Bureau on Football Unites: Cultural Tours. As part of these educational tours, Miami Dolphins players, alumni and staff will join youth, community leaders and law enforcement to experience the richness and diversity of South Florida. The cultural tours listed are scheduled through the end of 2018, but additional tours in South Florida will be scheduled throughout 2019.

“We have a proud and inspirational history in South Florida and we are excited to work with the Greater Miami Convention & Visitors Bureau and the Greater Fort Lauderdale Convention & Visitors Bureau and Football Unites partners to learn more about our community,” Miami Dolphins Senior Vice President of Communications & Community Affairs Jason Jenkins said. “More importantly, we look forward to sharing these experiences with our youth to spur engagement and discussions on inclusivity, tolerance and acceptance.”

“We are delighted to partner with the Miami Dolphins to showcase our vibrant multicultural neighborhoods as part of their highly anticipated program dedicated to connecting players, youth and community,” Greater Miami Convention & Visitors Bureau (GMCVB) President & CEO William D. Talbert III said. “Our community’s greatest attraction is its people and their diverse heritage. Visitors from around the world are eager to experience the Miami mosaic of heritage neighborhoods full of history, art, culture, food, music, dynamic people and enthusiastic sports fans. We’re very excited to join the Miami Dolphins to kick-off the multicultural tours as they learn more about Miami and meet the youth of our great community.”

“We’re proud to partner with the Miami Dolphins to promote cultural tours in South Florida. With attractions that honor its multicultural heritage and history, Greater Fort Lauderdale is a must for visitors and residents interested in experiencing the diversity of the destination,” Greater Fort Lauderdale Convention & Visitors Bureau President & CEO Stacy Ritter said.

Football Unites Cultural Tour Dates

Tuesday, September 18, 2018

- Little Havana, Overtown

Tuesday, October 16, 2018

- Freedom Tower, Holocaust Memorial and Jewish Museum, South Beach Palace

Tuesday, November 6, 2018

- Little Haiti, Liberty City

Sunday, November 18, 2018

- African American Research Library in Fort Lauderdale, Broward County experience

Through Football Unites, the Miami Dolphins have created opportunities for South Florida-based groups to strengthen and expand their impact around community engagement, education and justice reform. The team chose 11 recipients to receive Football Unites grants for the 2018 season. This diverse set of recipients includes Art Detectives, Community Justice Project, Inc., Miami Gardens Police Department, National Organization of Black Law Executives South Florida Chapter (NOBLE), North Miami Police Athletic League, North Miami Beach Police Athletic League, Pridelines, SAVE, Trayvon Martin Foundation, Urban League of Broward County and YWCA Miami.

The grant recipients come on the heels of Stephen Ross and the 5000 Role Models of Excellence Project announcement of a long-term partnership, centering on social justice, education and police and youth relations. The cornerstones of the partnership are the 5000 Role Models Police and Youth Conference and a College Academic Signing Day for Wilson Scholars at Hard Rock Stadium. In addition, the Dolphins will continue pre-existing programs with the 5000 Role Models of Excellence Project and amplify new events. In all, these social justice community initiatives will impact more than 10,000 Role Models.

The educational component of Football Unites is the Project Change Scholarship. The scholarship identifies one high school student each year and pays for their tuition to college over a four-year period. The goal of the scholarship is to target students to impact their lives, so they can make a change in their community. This year’s inaugural recipient is Valicia Browne. Browne, a graduating senior from Olympic Heights Community Large School in Boca, has a goal to establish medical clinics to offer reasonably priced health care in underserved communities and has been accepted to Florida State University.

These initiatives are in addition to Dolphins previous work in this space through the team’s collaboration with the Ross Initiative in Sports for Equality (RISE). Founded and created by Ross in Oct. 2015, RISE harnesses the unifying power of sports to improve race relations and drive social progress. To learn more about RISE, visit risetowin.org.




TEAM & OFFENSE NOTES

ROCKING AT HARD ROCK STADIUM

Miami wasted no time establishing a home-field advantage following the major renovation and canopy addition to Hard Rock Stadium.

- In 2016, the first year with the canopy, **the Dolphins went 6-2 at home, their best home record since 2002.**
- Miami had a stretch of **five straight home victories** in the middle of the 2016 season, which was **the team's longest home winning streak since 2001-02.**
- The Dolphins were 4-3 at their home venue in 2017, defeating Tennessee in Week 5, the N.Y. Jets in Week 7, Denver in Week 13 and New England in Week 14.
- **Miami's 11 wins in their past 16 regular-season games at Hard Rock Stadium is the team's best 16-game home stretch since they went 14-4 in an 18-game stretch from Dec. 2, 2001 to Nov. 23, 2003.**
- Miami has now **won at least four home games in the stadium in every season since 2010**, despite playing just seven games at the venue in 2015 and 2017.
- **The Dolphins finished with a winning record at Hard Rock Stadium in 2017 for the second consecutive year.** The last time Miami had back-to-back winning seasons at home was 2001-02.
- Last year was the first season since 2005 the Dolphins won their first two home games played at Hard Rock Stadium.



THE DOLPHINS IN ONE-SCORE GAMES

Miami lost two one score games in its final three contests of 2017 – both against Buffalo – for just the second and third time in their past 16 one-score contests. **The Dolphins were 6-3 in such games (decided by 8 points or less) this past season and are 13-3 in their past 16 one-score contests**, dating back to their overtime win over Cleveland on Sept. 25, 2016. The Dolphins' last win in a one-score game was on Dec. 11, 2017 when they defeated New England, 27-20.

TANNEHILL WAS PLAYING HIS BEST FOOTBALL BEFORE HIS INJURY

Prior to his injury in Week 14 of the 2016 season, **QB Ryan Tannehill** was playing some of the best football of his career. **Tannehill posted three of his top five best quarterback ratings in his last five games.** He had a 130.6 rating in Week 10 at San Diego and Week 12 vs. San Francisco, which tied for the second best rating of his career. He also posted a 124.0 rating in Week 14 vs. Arizona, the fifth-best rating of his career.



TANNEHILL IMPROVED RATING AND EFFICIENCY UNDER GASE

Tannehill finished the 2016 season with a 93.5 quarterback rating and averaged **7.70 yards per attempt.** Both marks ranked in the **top half of the NFL in 2016 and were career highs.** It was the fourth-highest passer rating in franchise history and highest by a Dolphins quarterback since 2008, when QB Chad Pennington posted a 97.4 rating.

TANNEHILL HAS THE DEEP BALL

Tannehill had **seven games in 2016 with a completion of at least 50 yards.** That was **tied for the most in the NFL in 2016 and was a career high.** It topped his previous career high of three games set in 2013. Baltimore's Joe Flacco and Washington's Kirk Cousins also had seven games with a 50-plus yard completion during the 2016 season.

TANNEHILL BECOMES DOLPHINS RECORD-HOLDER

Tannehill has not only been an effective passer, but he has also showcased his mobility and running ability during his five-year NFL career. **Tannehill is the Dolphins' all-time career leader in rushing yards by a quarterback with 1,065 yards.** He surpassed Hall of Fame quarterback Bob Griese's 994 rushing yards in the 2016 Week 11 win at Los Angeles.

RUSHING YARDS BY A QB (DOLPHINS HISTORY)

NAME	YEARS	ATT	YDS	AVG	TD
1. RYAN TANNEHILL	2012-16	216	1,065	4.9	6
2. Bob Griese	1967-80	261	994	3.8	7
3. Jay Fiedler	2000-04	201	834	4.1	11
4. David Woodley	1980-83	173	771	4.5	9
5. Chad Henne	2008-11	66	196	3.0	2



OFFENSE NOTES

FRANK GORE – FUTURE HALL OF FAMER

RB Frank Gore signed with the Dolphins as an unrestricted free agent on March 22, 2018. The Miami native and University of Miami product is the fifth-leading rusher in NFL history and is just 76 yards away from surpassing **RB Curtis Martin** for fourth place. Here is where Gore ranks all-time in several statistical categories:



NFL ALL-TIME LEADING RUSHERS

NAME	YEARS	ATT	YDS	AVG	TD
1. Emmitt Smith	1990-2004	4,409	18,355	4.2	164
2. Walter Payton	1975-87	3,838	16,726	4.4	110
3. Barry Sanders	1989-98	3,062	15,269	5.0	99
4. Curtis Martin	1995-2005	3,518	14,101	4.0	90
5. FRANK GORE	2005-17	3,226	14,026	4.4	77

MOST CARRIES (NFL HISTORY)

NAME	YEARS	ATT	YDS	AVG	TD
1. Emmitt Smith	1990-2004	4,409	18,355	4.2	164
2. Walter Payton	1975-87	3,838	16,726	4.4	110
3. Curtis Martin	1995-2005	3,518	14,101	4.0	90
4. Jerome Bettis	1993-2005	3,479	13,662	3.9	91
5. FRANK GORE	2005-17	3,226	14,026	4.4	77

MOST SCRIMMAGE YARDS (NFL HISTORY)

NAME	YEARS	RUSH		SCRIM	
		YDS	YDS	YDS	YDS
1. Jerry Rice	1985-2004	645	22,895	23,540	
2. Emmitt Smith	1990-2004	18,355	3,224	21,579	
3. Walter Payton	1975-87	16,726	4,538	21,264	
4. Marshall Faulk	1994-2005	12,279	6,875	19,154	
5. LaDainian Tomlinson	2001-11	13,684	4,772	18,456	
6. Barry Sanders	1989-98	15,269	2,921	18,190	
7. FRANK GORE	2005-17	14,026	3,672	17,698	

Gore's 112 consecutive games played are not only the most by an active running back but **the most by any active offensive skill player** that entered the first week of the preseason on an NFL roster:

MOST CONSECUTIVE GAMES PLAYED (ACTIVE NFL RUNNING BACKS)

NAME	CONS. GP
1. FRANK GORE (SF/IND.)	112
2. Isaiah Crowell (Cle.)	64
3. Duke Johnson (Cle.)	48

Gore's 2,953 rushing yards since 2015 are fifth in the NFL in that span:

LEADING RUSHERS (SINCE 2015)

NAME	ATT	YDS	AVG	TD
1. LeSean McCoy (Buf.)	724	3,300	4.6	22
2. Todd Gurley (STL/LAR)	786	3,296	4.2	29
3. Le'Veon Bell (Pit.)	695	3,115	4.5	19
4. Devonta Freeman (Atl.)	688	3,000	4.4	29
5. FRANK GORE (IND.)	782	2,953	3.8	13

FRANK GORE QUICK FACTS:

- Has started 108 consecutive games entering the 2018 season.
- Is 1st running back to start 100+ straight games since **RB Curtis Martin** started 119 in a row from 1998-2005.
- His 77 career rushing TDs are tied for 22nd in NFL history.
- His 196 career games played are 10th in NFL history among running backs.
- Has 43 career 100-yard rushing games.
- Has 343 career runs of 10+ yards, which is third in NFL history since records were tracked in 1994.
- Is one of just five NFL players to record 9+ seasons with 1,000+ rushing yards. The other four are all in the Pro Football Hall of Fame.
- Holds the NFL record with 12 straight seasons of 1,200+ yards from scrimmage.
- Has 12 consecutive season of 1,000+ yards from scrimmage and is just 1 season shy of the NFL record held by **RB Emmitt Smith**.

DRAKE WAS NFL'S BEST BACK IN FINAL FIVE GAMES OF 2017

Last season, **RB Kenyan Drake** became the Dolphins' featured back in Week 13 vs. Denver. Since then, Drake led the NFL in rushing with 444 yards on 91 carries (4.9 avg.). Drake's 91 carries were sixth in the league in that span. **Drake was tied for fourth in the NFL with 108 offensive touches and third with 594 scrimmage yards in that span.**

RUSHING YARDS (WEEK 13 - WEEK 17, 2017)

NAME	ATT	YDS	AVG
1. KENYAN DRAKE (MIA.)	91	444	4.9
2. Todd Gurley (LAR)	75	440	5.9
3. Kareem Hunt (KC)	88	437	5.0
4. Marshawn Lynch (Oak.)	84	434	5.2
5. C.J. Anderson (Den.)	101	422	4.2

KENYAN DRAKE HITS THE HOME RUN

The Dolphins offense hit many big plays in the final weeks of the 2017 season, most notably in the running game. In Week 13 vs. Denver, his first game as Miami's featured back, **Drake** took a carry 42 yards for a touchdown in the third quarter. **Drake had three rushing plays for 40-plus yards, which tied for the second-most in the NFL**, despite starting just five games.

40+ YARD RUNS (2017)

NAME	ATT	YDS	40+ RUNS
1. Bilal Powell (NYJ)	165	746	4
2. KENYAN DRAKE (MIA.)	152	748	3
Jordan Howard (Chi.)	267	1,113	3
Kareem Hunt (KC)	271	1,292	3
Mark Ingram (NO)	217	1,089	3



OFFENSE NOTES

THE DOLPHINS OFFENSE IN THE SECOND HALF OF THE 2017 SEASON

The Dolphins played three games against the NFL's top 10 defenses in the final eight weeks of the 2017 season and managed to drastically improve their offensive production. Miami faced Carolina (No. 7 in total defense), New England twice (No. 5 in scoring defense) and Denver (No. 3 in total defense) in the second half of the year but saw their offensive production increase from the first half of the season, despite using three different quarterbacks:

WEEKS 1-9			WEEKS 10-17	
STAT	RNK	CATEGORY	RNK	STAT
270.3	31	Total Offense	12	345.1
192.6	29	Passing Offense	9	249.3
77.6	30	Rushing Offense	29	95.9
14.5	32	Scoring Offense	17t	20.6

A CAREER OF BIG PLAYS

WR Kenny Stills has made a living making the big play. In his five NFL seasons, Stills has hauled in 222 passes for 3,585 yards (16.1 avg.). His **16.1 yards per reception average is second-best in the NFL in that span** (min. 150 receptions):

YARDS PER CATCH (2013-PRESENT)			
NAME	REC	YDS	AVG
1. DeSean Jackson (Phil./Was./TB)	274	4,702	17.2
2. KENNY STILLS (NO/MIA.)	222	3,585	16.1
3. Torrey Smith (Balt./SF/Phil.)	203	3,255	16.0
4. Sammy Watkins (Buf./LAR)	192	3,052	15.9
5. Rob Gronkowski (NE)	287	4,516	15.7

'MIGHTY MOUSE' MAKING PLAYS

WR Jakeem Grant was primarily a return specialist as a rookie in 2016 but became an offensive weapon towards the end of the 2017 season. Grant had 13 receptions for 203 yards (15.6 avg.) last year – the first 13 catches of his career. He started becoming more involved with the offense in the Week 14 win vs. New England and in the final four games, Grant totaled **10 receptions for 188 yards (18.8 avg.) and two touchdowns**, including a career-long 65-yard score in Week 16 at Kansas City.

Grant's 18.8 yards per catch average was fourth in the NFL during the final four weeks of the season among players with at least 10 receptions:

YARDS PER CATCH (WEEKS 14-17, 2017)			
<i>(minimum 10 receptions)</i>			
NAME	REC	YDS	AVG
1. Marvin Jones (Det.)	13	280	21.5
2. Keelan Cole (Jac.)	20	426	21.3
3. Julio Jones (Atl.)	20	381	19.1
4. JAKEEM GRANT (MIA.)	10	188	18.8
5. Tyrell Williams (LAC)	15	280	18.7

DeVANTE DOWN THE FIELD

WR DeVante Parker has made several highlight-reel catches over his three NFL seasons. He is sixth in the NFL in career receiving yards among players who entered the league in 2015 or later:

RECEIVING LEADERS				
<i>(players who entered the NFL in 2015 or later)</i>				
NAME	REC	YDS	AVG	TD
1. Amari Cooper (Oak.)	203	2,903	14.3	18
2. Stefon Diggs (Minn.)	200	2,472	12.4	15
3. Michael Thomas (NO)	196	2,382	12.2	14
4. Jamison Crowder (Was.)	192	2,240	11.7	12
5. Willie Snead (NO)	149	1,971	13.2	7
6. DeVANTE PARKER (MIA.)	139	1,908	13.7	8
7. Tyrell Williams (LAC)	114	1,877	16.5	12

AMENDOLA THRIVES UNDER PRESSURE

WR Danny Amendola seems to make his biggest plays when it matters most – the Super Bowl. He is among the best Super Bowl performers in NFL history at his position:

ALL-TIME RECEPTIONS LEADERS (SUPER BOWL)			
NAME	REC	YDS	AVG
1. Jerry Rice (SF/Oak.)	33	589	17.8
2. Andre Reed (Buf.)	27	323	12.0
3. Wes Welker (NE/Den.)	26	247	9.5
4. Deion Branch (NE)	24	321	13.4
5. DANNY AMENDOLA (NE)	21	278	13.2

ALL-TIME RECEIVING YARDS LEADERS (SUPER BOWL)			
NAME	REC	YDS	AVG
1. Jerry Rice (SF/Oak.)	33	589	17.8
2. Lynn Swann (Pit.)	16	364	22.8
3. Andre Reed (Buf.)	27	323	12.0
4. Deion Branch (NE)	24	321	13.4
5. DANNY AMENDOLA (NE)	21	278	13.2

Amendola's 2017 playoff run in New England was the **10th-best postseason by a receiver in NFL history**:

SINGLE-SEASON RECEIVING LEADERS (PLAYOFFS)				
NAME	YEAR	REC	YDS	TD
1. Larry Fitzgerald (Ari.)	2008	30	546	7
2. Hakeem Nicks (NYG)	2011	28	444	4
3. Jerry Rice (SF)	1988	21	409	6
4. Steve Smith Sr. (Car.)	2003	18	404	3
5. Charlie Brown (Was.)	1983	14	401	1
6. Anthony Carter (Min.)	1987	23	391	1
7. Anquan Boldin (Balt.)	2012	22	380	4
8. Fred Biletnikoff (Oak.)	1968	14	370	4
9. Muhsin Muhammad (Car.)	2003	15	352	2
10. DANNY AMENDOLA (NE)	2017	26	348	2



DEFENSE NOTES

CAM WAKE STILL SACKING QBs AT 36 YEARS OLD

DE Cameron Wake suffered a season-ending Achilles injury in his eighth game of the 2015 season at age 33. **Despite a lengthy recovery and his age, Wake bounced back to have consecutive double-digit sack seasons in 2016 and 2017 for the first time in his career.**



The Dolphins slowly brought Wake back in 2016 and re-inserted him as a starter in Week 6 of that season. Since then, **he is tied for third in the NFL with 21.0 sacks** and has helped Miami go 15-12 in its last 27 regular season games.

Wake played the 2017 season at 35 years old and totaled 10.5 sacks. **He became the 12th player in NFL history (since 1982) and just the fourth in the past 15 years (John Abraham, Julius Peppers and Terrell Suggs) to record a double-digit sack season at the age of 35 or older.**

ONE OF THE BEST UNDRAFTED PASS RUSHERS EVER

Wake is also one of the best undrafted pass rushers in NFL history. With 92.0 career sacks, he is **second in NFL history** (since sacks were recognized as an official statistic in 1982) **for most career sacks by a player who was undrafted:**

ALL-TIME SACK LEADERS (UNDRAFTED)		
NAME	YEARS	SACKS
1. John Randle (Minn./Sea.)	1990-2003	137.5
2. CAMERON WAKE (MIA.)	2009-17	92.0
3. James Harrison (Pit./Cin./NE)	2004-17	84.5

THE NFL'S BEST SACK ARTIST SINCE HE ENTERED THE LEAGUE

Wake's consistency has placed him among the NFL's elite pass rushers. Since he entered the league in 2009, **he leads the NFL in sacks:**

MOST SACKS (2009-PRESENT)	
NAME	SACKS
1. CAMERON WAKE (MIA.)	92.0
2. DeMarcus Ware (Dal./Den.)	85.0
3. Julius Peppers (Chi./GB/Car.)	84.0
4. Von Miller (Den.)	83.5

SECOND IN TEAM HISTORY BEHIND JT

Since joining the Dolphins in 2009, Wake has compiled five double-digit sack campaigns, eight straight seasons of seven-plus sacks and is **second in team history in all-time career sacks**, behind Hall of Famer Jason Taylor.

SACK LEADERS (DOLPHINS HISTORY)		
NAME	YEARS	SACKS
1. Jason Taylor	1997-2007, 2009, 2011	131.0
2. CAMERON WAKE	2009-17	92.0
3. Bill Stanfill	1969-76	69.5

XAVIEN HOWARD'S TWO-GAME STRETCH

CB Xavien Howard put together the two best games of his young career in consecutive weeks during Miami's two-game home stretch late last year. In Week 13 vs. Denver, he intercepted two passes and returned one for a touchdown. In Week 14 vs. New England, despite battling the flu on game day, Howard intercepted two more passes, **giving QB Tom Brady his first multi-interception game since Dec. 6, 2015 vs. Philadelphia.**



- Howard's pick-six vs. Denver was Miami's first interception return for a touchdown since **LB Kiko Alonso** won the San Diego game with a 60-yard interception return for a touchdown on Nov. 13, 2016.
- Howard is **the first cornerback in Dolphins history to have multiple interceptions in consecutive games.**
- He became the **first player to intercept Patriots QB Tom Brady twice in the same game since Indianapolis' Mike Adams** had two interceptions against him on Nov. 16, 2014.
- The interceptions were Howard's third and fourth in his past two games after he did not have an interception in the first 18 regular season games of his career.
- Howard's **five passes defended in Week 13 were tied for the second-most in an NFL game this season.**
 - Chicago's **Kyle Fuller** had six passes defended on Dec. 24, 2017.



DEFENSE NOTES

RESHAD LED NFL SAFETIES IN TACKLES

5 Reshad Jones earned the second Pro Bowl selection of his career following the 2017 season and set a career high with 15 tackles (12 solo) at Kansas City in Week 16. **Jones finished 2017 with 122 tackles (94 solo), which led all NFL safeties and ranked No. 12 in the league, regardless of position.** His 122 stops also led the team. Here is a look at the NFL leaders in tackles at the safety position:

2017 LEADING TACKLERS (SAFETIES)	
NAME	TACKLES
1. RESHAD JONES (MIA.)	122
2. Keanu Neal (Atl.)	113
3. Landon Collins (NYG)	99
4. Jahleel Addae (LAC)	96

RESHAD GETS INTO THE END ZONE

Last season, **Jones** returned a fumble 14 yards for a touchdown in Week 12 at New England. It was the second fumble return for a touchdown of the season for Jones. He also had a 38-yard fumble return for a touchdown in Miami's Week 5 win vs. Tennessee. **Jones was the only NFL player to have two fumble returns for touchdowns in 2017.**

With the touchdown, **Jones moved into sole possession of second place on the Dolphins' all-time defensive touchdown chart.** It was the fifth defensive score of Jones' career:

MOST DEFENSIVE TDs (DOLPHINS HISTORY)		
NAME	YEARS	DEF. TDs
1. Jason Taylor	1997, 2007, 2009, 2011	9
2. RESHAD JONES	2010-17	5
3. Dick Anderson	1968-77	4
Terrell Buckley	1995-99, 2003	4
Zach Thomas	1996-2007	4

GODCHAUX SHINES IN ROOKIE YEAR

DT Davon Godchaux was a fifth-round pick in the 2017 NFL Draft but that didn't stop him from having one of the most productive seasons by a rookie defensive lineman last year. His 40 tackles were third amongst his fellow rookie linemen:

LEADING TACKLERS (2017 ROOKIE DEFENSIVE LINEMEN)			
NAME	TOT	SOLO	ASST
1. Dalvin Tomlinson (NYG)	50	30	20
2. Solomon Thomas (SF)	41	34	7
3. DAVON GODCHAUX (MIA.)	40	26	14
4. Larry Ogunjobi (Cle.)	32	17	15
5. Myles Garrett (Cle.)	31	19	12

DOLPHINS ADD QUINN TO PASS RUSH

The Dolphins acquired two-time Pro Bowl **DE Robert Quinn** from the L.A. Rams on March 14, 2018. Quinn joins **DE Cameron Wake** as two of the most productive pass rushers in the NFL in recent years.

Since 2012, **Wake is tied for third in the NFL in sacks while Quinn ranks eighth:**

MOST SACKS (2012-PRESENT)	
NAME	SACKS
1. Von Miller (Den.)	72.0
2. J.J. Watt (Hou.)	70.5
3. CAMERON WAKE (MIA.)	64.0
Justin Houston (KC)	64.0
Chandler Jones (NE/Ari.)	64.0
Ryan Kerrigan (Was.)	64.0
7. Cameron Jordan (NO)	58.5
8. ROBERT QUINN (STL/LAR)	57.5
9. Everson Griffen (Min.)	57.0
10. Julius Peppers (Car./GB)	54.5

Quinn arrives in Miami after spending the first seven years of his career with the Rams, where he was one of the most productive pass rushers in franchise history:

ALL-TIME SACK LEADERS (RAMS HISTORY)		
NAME	YEARS	SACKS
1. Leonard Little	1998-2009	87.5
2. Kevin Greene	1985-92	72.5
3. ROBERT QUINN	2011-17	62.5
Kevin Carter	1995-2000	62.5
5. Chris Long	2008-15	54.5

ROOKIES PLAYED A BIG ROLE ON DEFENSE LAST YEAR

The Dolphins relied heavily on rookies to improve their defense in 2017. **Miami was one of just three teams to play eight rookies on defense** (Oakland and San Francisco) and **one of just six to have at least four rookies start games on defense** (Cincinnati, Cleveland, Indianapolis, Oakland and San Francisco).

The starters were **CB Cordrea Tankersley** (11 starts), **DT Davon Godchaux** (five), **LB Chase Allen** (four) and **DE Charles Harris** (two). **DT Vincent Taylor**, **S Maurice Smith**, **CB Torry McTyer** and **DE Cameron Malveaux** also played snaps with the defense at critical points of various games. Allen, Malveaux, McTyer and Smith were all undrafted college free agents while the other four were selected by Miami in the 2017 NFL draft.



SPECIAL TEAMS NOTES

RIZZI'S UNITS ARE SECOND IN THE NFL IN BLOCKED KICKS SINCE 2011

Associate Head Coach/Special Teams Coordinator **Darren Rizzi** was promoted to the special teams coordinator role in 2011 and since then, **the Dolphins are second in the league with 20 total blocked kicks and lead the NFL with 10 blocked punts.** Here is how the Dolphins stack up in both categories:

MOST BLOCKED KICKS (SINCE 2011)				
TEAM	PUNT BLK	FG BLK	XP BLK	BLK KICKS
1. Oakland	5	10	7	22
2. MIAMI	10	7	3	20
3. Philadelphia	8	7	4	19
4. Arizona	1	13	1	15
Seattle	7	6	2	15

MOST BLOCKED PUNTS (SINCE 2011)	
TEAM	PUNT BLK
1. MIAMI	10
2. Philadelphia	8
3. Seattle	7
L.A. Rams	7
5. Tampa Bay	6



DOLPHINS TIED FOR THIRD IN THE NFL WITH THREE BLOCKED KICKS IN 2017

The Dolphins punt and kick block units performed well in 2017 as the team totaled three blocked kicks. **DT Vincent Taylor** blocked field goals against the N.Y. Jets in Week 3 and the Baltimore Ravens in Week 8, and **DE Terrence Fede** blocked a punt in Week 13 against Denver.

Miami's three blocked kicks were tied for the **third-most in the NFL in 2017.** The L.A. Rams and Philadelphia Eagles blocked five kicks while Denver, Detroit, Tampa Bay, Indianapolis and New England blocked three kicks.

THE DENNEY STREAK

LS John Denney will turn **40 years old this December** and is entering his 14th NFL season. Denney has been Miami's long snapper for every game dating back to 2005 - **a consecutive games streak that spans 208 regular season contests.** That streak is the **longest in Dolphins history** and is tied for third-longest among all active NFL players.



MOST CONSECUTIVE GAMES PLAYED (DOLPHINS HISTORY)

NAME	CONS.	STREAK
1. JOHN DENNEY	208	1ST (2005) - PRESENT
2. Jason Taylor	130	15th (1999) - 16th (2007)
3. Jim Langer	128	10th (1970) - 9th (1979)

MOST CONSECUTIVE GAMES PLAYED (ACTIVE NFL STREAKS)

NAME	POS.	CONS. GP
1. Shane Lechler (Oak./Hou.)	P	254
2. Jason Witten (Dal.)	TE	235
3. JOHN DENNEY (MIA.)	LS	208
Donnie Jones (Mia./STL/Hou./Phil.)	P	208

MIAMI'S KICKOFF TEAM WAS THE NFL'S BEST IN 2017

The Dolphins kickoff coverage unit was the **best in the NFL last year** as opponents' average starting field position is just the 23-yard line following kickoffs.

HAACK SOLID AT LANDING PUNTS INSIDE THE 20

P Matt Haack was very good at pinning opponent's deep inside their own territory during his rookie season last year. **His 30 punts inside the 20 were tied for eighth in the NFL and were the most in the league by a rookie punter this season.** He also finished in the top half of the NFL in gross punt yards (14th with 3,695), net yards (11th with 3,375) and net average (15th with 40.7).



WHAT TO LOOK FOR IN 2018

S WALT AIKENS...

- Has played in 62 games. Needs 13 games played to reach 75 in his career.

LB KIKO ALONSO...

- Has 48 starts. Needs 2 starts to reach 50 in his career.
- Has 432 tackles. Needs 68 tackles to reach 500 in his career.

WR DANNY AMENDOLA...

- Has played in 111 games. Needs 14 games played to reach 125 in his career.
- Has 46 starts. Needs 4 starts to reach 50 in his career.
- Has 426 receptions. Needs 74 receptions to reach 500 in his career.
- Has 4,109 receiving yards. Needs 891 receiving yards to reach 5,000 in his career.
- Has 19 receiving TDs. Needs 6 receiving TDs to reach 25 in his career.

LB STEPHONE ANTHONY...

- Has played in 34 games. Needs 16 games played to reach 50 in his career.

DE ANDRE BRANCH...

- Has 37 starts. Needs 13 starts to reach 50 in his career.
- Has 24 sacks. Needs 1 sack to reach 25 in his career.

LS JOHN DENNEY...

- Extending his consecutive games played streak, which currently stands at a franchise-record 208, having played in every game in his 13-year NFL career. It is tied for the 3rd-longest active streak in the NFL.
- Can become the 2nd player in team history to play a game after his 40th birthday (12/13/78).

RB KENYAN DRAKE...

- Extending his consecutive games played streak, which currently stands at 32, which is tied for the 4th-longest active streak by an NFL running back.

RB FRANK GORE...

- Has 14,026 rushing yards. Needs 76 rushing yards to surpass Curtis Martin (14,101) for 4th in NFL history.
- Has 3,226 carries. Needs 254 carries to surpass Jerome Bettis (3,479) for 4th in NFL history.
- Has 17,698 scrimmage yards. Needs 493 scrimmage yards to surpass Barry Sanders (18,190) for 6th and 758 scrimmage yards to surpass LaDainian Tomlinson for 5th in NFL history.

- Has 77 career rushing TDs. Needs 3 rushing TDs to move into the top 20 and 9 rushing TDs to move into the top 15 in NFL history.
- Extending his consecutive games played streak, which currently stands at 112, the longest active streak by an NFL running back and 2nd-longest by an active NFL offensive skill player (RB, WR or TE).
- Extending his consecutive games started streak, which currently stands at 108, the longest active streak by an NFL offensive skill player (RB, WR or TE).
- Has 196 games played. Needs 4 games played to reach 200 in his career and can continue moving up the NFL all-time games played chart for running backs (currently 10th).
- Has 14,026 rushing yards. Needs 974 rushing yards to become the 4th player in NFL history to total 15,000 rushing yards.
- Has 343 runs of 10+ yards. Needs 21 runs of 10+ yards to surpass Barry Sanders (363) for 2nd in NFL history.
- Extending his streak of 13 straight seasons with 500+ rushing yards, which would surpass Emmitt Smith and Walter Payton for the longest streak in NFL history.
- Extending his streak of 12 straight seasons with 1,000+ scrimmage yards, already an NFL record.
- Extending his streak of 3 straight seasons with 900+ rushing yards, the only running back in the NFL with that current streak.
- Can total his 10th career season with 1,000+ rushing yards, which would tie him for 2nd in NFL history.

TE MarQUEIS GRAY...

- Has 61 games played. Needs 14 games played to reach 75 in his career.

DE WILLIAM HAYES...

- Has 134 games played. Needs 16 games played to reach 150 in his career.
- Has 46 starts. Needs 4 starts to reach 50 in his career.

CB XAVIEN HOWARD...

- Has 88 tackles. Needs 12 tackles to reach 100 in his career.

T JA'WUAN JAMES...

- Has 47 games played. Needs 3 games played to reach 50 in his career.
- Has 47 starts. Needs 3 starts to reach 50 in his career.



WHAT TO LOOK FOR IN 2018

S RESHAD JONES...

- Has 110 games played. Needs 15 games played to reach 125 in his career.
- Has 96 starts. Needs 4 starts to reach 100 in his career.
- Has 664 tackles. Needs 86 tackles to reach 750 in his career.
- Has 18 interceptions. Needs 2 interceptions to reach 20 in his career.
- Has 45 passes defended. Needs 5 passes defended to reach 50 in his career.

C DANIEL KILGORE...

- Has 74 games played. Needs 1 game played to reach 75 in his career.
- Has 39 starts. Needs 11 starts to reach 50 in his career.

C/G TED LARSEN...

- Has 110 games played. Needs 15 games played to reach 125 in his career.
- Has 73 starts. Needs 2 starts to reach 75 in his career.

CB BOBBY McCAIN...

- Has 48 games played. Needs 2 games played to reach 50 in his career.

S T.J. McDONALD...

- Has 61 games played. Needs 14 games played to reach 75 in his career.
- Has 61 starts. Needs 14 starts to reach 75 in his career.

QB BROCK OSWEILER...

- Has 42 games played. Needs 8 games played to reach 50 in his career.
- Has 987 pass attempts. Needs 13 pass attempts to reach 1,000 in his career.

WR DeVANTE PARKER...

- Has 42 games played. Needs 8 games played to reach 50 in his career.
- Has 1,908 receiving yards. Needs 592 receiving yards to reach 2,500 in his career.
- Has 139 receptions. Needs 61 receptions to reach 200 in his career.

DT JORDAN PHILLIPS...

- Has 44 games played. Needs 6 games played to reach 50 in his career.

DE ROBERT QUINN...

- Has 95 games played. Needs 5 games played to reach 100 in his career.
- Has 217 tackles. Needs 33 tackles to reach 250 in his career.
- Has 62.5 sacks. Needs 12.5 sacks to reach 75 in his career.
- Has 20 forced fumbles. Needs 5 forced fumbles to reach 25 in his career.

G JOSH SITTON...

- Has 147 games played. Needs 3 games played to reach 150 in his career.
- Has 137 starts. Needs 13 starts to reach 150 in his career.

DT AKEEM SPENCE...

- Has 41 starts. Needs 9 starts to reach 50 in his career.

WR KENNY STILL...

- Has 222 receptions. Needs 28 receptions to reach 250 in his career.
- Has 3,585 receiving yards. Needs 415 receiving yards to reach 4,000 in his career.

C TRAVIS SWANSON...

- Has 42 starts. Needs 8 starts to reach 50 in his career.

QB RYAN TANNEHILL...

- Has 18,455 passing yards. Needs 1,545 passing yards to reach 20,000 in his career.
- Has 106 passing TDs. Needs 19 passing TDs to reach 125 in his career.
- Has 1,653 completions. Needs 274 completions to surpass Bob Griese (1,926) for 2nd in team history.

DE CAMERON WAKE...

- Has 112 starts. Needs 13 starts to reach 125 in his career.
- Has 92 sacks. Needs 8 sacks to reach 100 in his career.
- Has 92 sacks. Needs 14.5 sacks to surpass Jason Taylor (106) for the most by a Dolphins player in their first 10 seasons on the team.
- Has 21 forced fumbles. Needs 4 forced fumbles to reach 25 in his career.

WR ALBERT WILSON...

- Has 124 receptions. Needs 26 receptions to reach 150 in his career.
- Has 1,544 receiving yards. Needs 456 receiving yards to reach 2,000 in his career.



DOLPHINS VS. THE TITANS

A DOLPHINS WIN WOULD...

- Be Miami's fifth win in its past six season openers. Miami also won its first regular season game in 2013 (23-10 at Cleveland), 2014 (33-20 vs. New England), 2015 (17-10 at Washington) and 2017 (19-17 at L.A. Chargers).
- Give Miami its 12th win in its past 17 games at Hard Rock Stadium, the team's best 17-game home stretch since going 14-4 in an 18-game stretch from Dec. 2, 2001 to Nov. 23, 2003.
- Improve the Dolphins' all-time record in season openers to 29-23-1.

SERIES HISTORY

REGULAR SEASON: MIAMI LEADS 20-17

POSTSEASON: HOUSTON/TENNESSEE LEADS 1-0

DATE	GAME
10/23/1966	Miami 20, at Houston 13
12/18/1966	at Miami 29, Houston 28
12/3/1967	at Houston 17, Miami 14
12/23/1967	Houston 41, at Miami 10
9/14/1968	Houston 24, at Miami 10
10/6/1968	Miami 24, at Houston 7
9/28/1969	at Houston 22, Miami 10
11/23/1969	Houston 32, at Miami 7
9/27/1970	Miami 20, at Houston 10
9/24/1972	at Miami 34, Houston 13
11/16/1975	at Houston 20, Miami 19
10/2/1977	at Miami 27, Houston 7
11/20/1978	at Houston 35, Miami 30
12/24/1978	*Houston 17, at Miami 9
11/5/1979	Houston 9, at Miami 6
9/20/1981	Miami 16, at Houston 10
12/4/1983	Miami 24, at Houston 17
10/14/1984	at Miami 28, Houston 10
9/8/1985	at Houston 26, Miami 23
11/2/1986	at Miami 28, Houston 7
10/1/1989	at Houston 39, Miami 7
10/20/1991	Houston 17, at Miami 13
11/22/1992	at Miami 19, Houston 16
11/17/1996	Miami 23, at Houston 20
9/7/1997	at Miami 16, Tennessee 13 (OT)
11/7/1999	at Miami 17, Tennessee 0
9/9/2001	Miami 31, at Tennessee 23
11/9/2003	at Tennessee 31, Miami 7
9/11/2004	Tennessee 17, at Miami 7
12/24/2005	at Miami 24, Tennessee 10
9/24/2006	at Miami 13, Tennessee 10
12/20/2009	at Tennessee 27, Miami 24 (OT)
11/14/2010	at Miami 29, Tennessee 17
11/11/2012	Tennessee 37, at Miami 3
10/18/2015	Miami 38, at Tennessee 10
10/9/2016	Tennessee 30, at Miami 17
10/8/2017	at Miami 16, Tennessee 10

*Playoff Game

CONNECTIONS

PRO CONNECTIONS

- Dolphins **DE William Hayes** was selected by the Titans in the fourth round (103rd overall) of the 2008 NFL draft. In four seasons with the Titans, Hayes totaled 112 tackles and eight sacks.
- Titans **WR Rishard Matthews** was selected by the Dolphins in the seventh-round (227th overall) of the 2012 NFL draft. In four seasons with the Dolphins, Matthews totaled 1,396 receiving yards and eight touchdowns on 107 receptions (13.0 avg.).
- Dolphins **QB Luke Falk** was selected by Tennessee in the sixth round of the 2018 NFL draft (199th overall). Falk spent the entire offseason and training camp with the Titans before being waived on Sept. 1.
- Dolphins **WR Danny Amendola** and Titans **CB Malcolm Butler** and **CB Logan Ryan** won Super Bowl XLIX and XLI while playing together in New England. Titans **RB Dion Lewis** was also a member of the Patriots 2015 and 2016 squads.
- Dolphins **WR Albert Wilson** played with Titans **DT Bennie Logan** in Kansas City in 2017.
- Several Dolphins coaches coached for the Titans: **Defensive Coordinator Matt Burke** (2004-08, admin asst./defensive asst./quality control), **Offensive Coordinator Dowell Loggains** (2006-13, coaching admin asst./quality control/quarterbacks & passing game coordinator/offensive coordinator), **Linebackers Coach Frank Bush** (2011-12, linebackers), and **Assistant Head Coach Coach Shawn Jefferson** (2013-15, wide receivers).
- Titans **Defensive Line Coach Terrell Williams** held the same position with Miami from 2015-17.
- Dolphins **Assistant Defensive Line Coach Andre Carter** played with Titans **OLB Brian Orakpo** for the Redskins from 2009-10. In 2009, the pair served as the starting defensive ends for all 16 games and tied for the team lead in sacks with 11 each.

COLLEGE CONNECTIONS

- Two Dolphins and two Titans played at Alabama: Dolphins **RB Kenyan Drake** (2012-15) and **S Minkah Fitzpatrick** (2015-17) and Titans **RB Derrick Henry** (2013-15) and **LB Rashaan Evans** (2014-17). In 2015, Henry and Drake were first and second on the team in rushing with 2,219 and 408 yards, respectively. Fitzpatrick and Evans both started on the Crimson Tide's defense that helped lead the team to a CFP National Championship last season.
- Dolphins **S Reshad Jones** and Titans **C Ben Jones** played together at Georgia from 2009-10.
- Dolphins **LB Kiko Alonso** and Titans **QB Marcus Mariota** played at Oregon from 2011-12. In 2012, Mariota led the Ducks in passing with 2,677 yards and 32 touchdowns, while Alonso was No. 2 on the defense in both tackles (81) and interceptions (4).
- Two Dolphins and two Titans played at Penn State: Dolphins **DE Cameron Wake** (2001-04), **LB Mike Hull** (2010-14), Titans **DL Daquan Jones** (2010-13), and **DL Austin Johnson** (2012-15). In 2013, Hull (No. 2, 78), Jones (No. 5, 56), and Johnson (No. 12, 27), all ranked in the top 12 in tackles.
- Dolphins **WR Jakeem Grant** and Titans **WR Cameron Batson** played together at Texas Tech from 2014-15.
- Dolphins **T Ja'Wuan James** played with Titans **TE Luke Stocker** at the University of Tennessee in 2010.

HIGH SCHOOL/HOMETOWN CONNECTIONS

- Titans **RB Derrick Henry** (Yulee) and **TE Jonnu Smith** (West Port) went to high school in Florida.
- Dolphins **C Daniel Kilgore** went to high school in Kingsport, Tennessee (Dobyns-Bennett).



DOLPHINS VS. THE TITANS

SERIES FACTS (TEAM)

MIAMI'S LARGEST MARGIN OF VICTORY:

28 (Miami 38, at Tennessee 10, 10/18/15)

TENNESSEE'S LARGEST MARGIN OF VICTORY:

34 (Tennessee 37, at Miami 3, 11/11/12)

CURRENT SERIES STREAK:

Miami 1 (10/8/17)

MIAMI'S LONGEST WIN STREAK:

5 (11/22/92 - 9/9/01)

TENNESSEE'S LONGEST WIN STREAK:

3 (12/3/67 - 9/14/68)

MOST POINTS BY MIAMI:

38 (Miami 38, at Tennessee 10, 10/18/15)

MOST POINTS BY TENNESSEE:

41 (Houston 41, at Miami 10, 12/23/67)

MOST POINTS, BOTH TEAMS:

65 (at Houston 35, Miami 30, 11/20/78)

FEWEST POINTS BY MIAMI:

3 (Tennessee 37, at Miami 3, 11/11/12)

FEWEST POINTS BY TENNESSEE:

0 (at Miami 17, Tennessee 0, 11/7/99)

FEWEST POINTS, BOTH TEAMS:

15 (Houston 9, at Miami 6, 11/5/79)

SERIES SUPERLATIVES

DOLPHINS

RUSHING YARDS:

172, Ricky Williams, at Miami, 12/24/05

PASSING YARDS:

349, Bob Griese, at Houston, 11/20/78

349, Chad Henne, at Tennessee, 12/20/09

RECEPTIONS:

8, Five tied (most recent: Randy McMichael, at Miami, 9/11/04)

RECEIVING YARDS:

135, O.J. McDuffie, at Miami, 9/7/07

OILERS/TITANS

RUSHING YARDS:

199, Earl Campbell, at Houston, 11/20/78

PASSING YARDS:

270, Warren Moon, at Houston, 9/8/85

RECEPTIONS:

8, Hoyle Granger, at Houston, 12/3/67

8, Delanie Walker, at Tennessee, 10/18/15)

RECEIVING YARDS:

120, Butch Woolfolk, at Houston, 9/8/85

DOLPHINS PLAYERS VS. TITANS

PASSING

PLAYER	GP	A-C-I	YDS	PCT	TD	RTG
Ryan Tannehill	3	86-57-7	674	66.3	2	63.8
Brock Osweiler	2	77-46-2	507	59.7	3	81.5
TOTALS	5	163-103-9	1,181	63.1	5	72.1

RUSHING

PLAYER	GP	ATT	YDS	AVG	LG	TD
Frank Gore	8	134	537	4.0	25	6
Brock Osweiler	2	2	15	7.5	14	1
Ryan Tannehill	3	3	13	4.3	10	0
Kenyan Drake	2	3	4	1.3	6	0
TOTALS	15	142	569	4.0	25	7

RECEIVING

PLAYER	GP	NO	YDS	AVG	LG	TD
Frank Gore	8	23	245	10.7	49	1
DeVante Parker	3	3	76	25.3	50	0
Kenny Stills	3	3	59	19.7	38	0
A.J. Derby	1	5	57	11.4	17	0
Danny Amendola	2	6	22	3.7	8	0
Kenyan Drake	2	2	16	8.0	9	0
TOTALS	19	42	475	11.3	50	1

KICKOFF RETURNS

PLAYER	GP	KOR	YDS	AVG	LG	TD
Danny Amendola	2	9	217	24.1	30	0
Jakeem Grant	2	4	91	22.8	26	0
TOTALS	4	13	308	23.6	30	0

PUNT RETURNS

PLAYER	GP	PR	YDS	AVG	LG	TD
Jakeem Grant	3	4	93	23.3	74t	1
Danny Amendola	2	5	42	8.4	22	0
TOTALS	5	9	135	15.0	74t	1

PUNTING

PLAYER	GP	NO	YDS	AVG	LG	TB	I20	NET
Matt Haack	1	9	459	51.0	62	0	5	445
TOTALS	1	9	459	51.0	62	0	5	445

DEFENSE

PLAYER	GP	TOT	SK	INT	PD	FF	FR
Reshad Jones	5	25	1.5	2	3	0	2
Kiko Alonso	2	19	1.0	0	1	1	0
Andre Branch	8	15	4.0	0	1	0	0
Cameron Wake	6	13	4.5	0	1	2	0
S. Anthony	1	8	0.0	0	0	0	0
Bobby McCain	3	7	0.0	0	0	0	0
William Hayes	2	5	1.0	0	0	0	0
Robert Quinn	2	4	0.0	0	0	0	0
Xavier Howard	1	3	0.0	0	1	0	0
Jordan Phillips	2	3	0.0	0	0	0	0
D. Godchaux	1	2	0.0	0	0	1	0
C. Tankersley	1	2	0.0	0	1	0	0
Vincent Taylor	1	2	0.0	0	0	0	0
Charles Harris	1	1	1.0	0	1	0	0
TOTALS	36	109	13.0	2	9	4	2



DOLPHINS VS. THE TITANS

STATISTICAL LEADERS (2017)

CATEGORY	TITANS		DOLPHINS	
	PLAYER	STAT	PLAYER	STAT
Completion Pct.	M. Mariota	62.0	J. Cutler	62.0
Passing Yards	M. Mariota	3,232	J. Cutler	2,666
Passer Rating	M. Mariota	79.3	J. Cutler	80.8
Rushing Yards	D. Henry	744	K. Drake	644
Yards Per Carry	A. Jackson	11.0	K. Drake	4.8
Rushing TDs	D. Murray	6	K. Drake	3
Receptions	D. Walker	74	J. Landry	112
Receiving Yards	D. Walker	807	J. Landry	987
Receiving TDs	R. Matthews	4	J. Landry	9
Tackles	W. Woodyard	81	R. Jones	94
Sacks	D. Morgan	7.5	C. Wake	10.5
Interceptions	K. Byard	8	X. Howard	4
Forced Fumbles	Two tied	3	Two tied	2
Special Tms Tcks	B. Trawick	12	M. Thomas	11

HOW THEY COMPARE (2017)

TITANS		CATEGORY	DOLPHINS	
STAT	RNK		RNK	STAT
314.0	23	Total Offense	25	307.7
199.4	23	Passing Offense	18	220.9
114.6	15	Rushing Offense	29	86.8
20.9	19	Scoring Offense	28	17.6
35	13t	Sacks Allowed	11	33
35.1	25	Third Down Offense	32	31.7
54.5	14	Red Zone Offense	19	52.6
328.0	13	Total Defense	16	335.7
239.3	25	Passing Defense	16	225.2
88.8	4	Rushing Defense	14	110.5
22.3	17	Scoring Defense	29	24.6
43	5	Sacks	26t	30
36.4	8	Third Down Defense	11	36.9
54.6	17	Red Zone Defense	29	62.7
21	16t	Takeaways	29	15
25	23t	Giveaways	29	30



S Reshad Jones returned a fumble 38 yards for a touchdown on Oct. 8, 2017 in the 16-10 win vs. Tennessee



THE LAST MEETING

2017 – WEEK 5

OCT. 8, 2017 | MIAMI GARDENS, FLA.
HARD ROCK STADIUM
ATTENDANCE: 65,135 | TV: CBS

SCORING SUMMARY

	1	2	3	4	F
Tennessee	0	3	7	0	10
Miami	10	0	0	6	16

TENNESSEE 10

MIAMI 16

Safety Reshad Jones recovered two fumbles, including one for a touchdown, and the defense recorded six sacks in a 16-10 victory against the Tennessee Titans at Hard Rock Stadium.

Jarvis Landry scored the go-ahead touchdown early in the fourth quarter when he caught a 6-yard pass from Jay Cutler on third-and-goal.

The six sacks, including two by Andre Branch, came against backup quarterback Matt Cassel, who started for Tennessee in place of the injured Marcus Mariota. Rookie first-round pick Charles Harris had his first NFL sack and it was a big one — it came on third down in the final four minutes of the fourth quarter.

The Dolphins then all but clinched the victory when Jay Ajayi gained a first down with an 8-yard run on third-and-7.

Jones and Cameron Wake shared a QB sack that almost produced a safety in the third quarter, and Ndamukong Suh had the other.

Jones' touchdown was the fourth of his career, but the first on a fumble return. The other three were on interception returns, including one against Tennessee in 2015.

It was the team's first fumble return for a touchdown since 2014 when Cortland Finnegan scored in London against the Oakland Raiders.

The Dolphins took the lead in the first quarter on Parkey's 41-yard field goal, which came after Jones recovered a DeMarco Murray fumble forced by rookie defensive tackle Davon Godchaux.

Jones' touchdown made it 10-0 before Tennessee cut the Dolphins with a field goal after the Titans recovered a Jay Ajayi fumble.

Tennessee tied the game in the third quarter with a 69-yard touchdown drive capped by an 11-yard pass from Cassel to tight end Phillip Supernaw. The play came after Supernaw had been flagged for two false starts to move the ball from the Miami 1-yard line to the 11.

Linebacker Rey Mauluga made his Dolphins debut after missing the first three games because of a hamstring injury.

SCORING DRIVES

TEAM	QTR	TIME	PLAY (EXTRA POINT) (DRIVE INFO)	TEN	MIA
Dolphins	1	0:53	C.Parkey 41 yd. Field Goal (7-19, 3:09)	0	3
Dolphins	1	0:06	R.Jones 38 yd. fumble return (C.Parkey kick)	0	10
Titans	2	9:37	R.Succop 45 yd. Field Goal (4--3, 2:15)	3	10
Titans	3	7:17	P.Superaw 11 yd. pass from M.Cassel (R.Succop kick) (9-69, 4:42)	10	10
Dolphins	4	10:33	J.Landry 6 yd. pass from J.Cutler (kick failed, wr) (10-58, 4:56)	10	16

GAME STATISTICS

RUSHING (Att-Yds-TD):

Tennessee: D. Murray 14-58, D. Henry 4-9, T. Taylor 1-5, R. Matthews 1(-3).

Miami: J. Ajayi 25-77, D. Williams 3-15, J. Cutler 2-8, K. Drake 1-0.

PASSING (A-C-Y-TD-I):

Tennessee: M. Cassel 32-21-141-1-0.

Miami: J. Cutler 26-12-92-1-1, M. Gray 1-0-0-0-0.

RECEIVING (Rec-Yds-TD):

Tennessee: J. Smith 5-21, E. Decker 4-34, D. Murray 4-11, R. Matthews 3-34, D. Walker 3-25, P. Supernaw 2-16-1.

Miami: J. Landry 5-44-1, J. Ajayi 2-2, J. Thomas 1-15, D. Williams 1-13, K. Stills 1-13, D. Parker 1-6, J. Grant 1(-1).

SACKS (Sk-Yds):

Tennessee: J. Casey 1-14.

Miami: A. Branch 2-5, C. Harris 1-8, K. Alonso 1-0, N. Suh 1-0, R. Jones 0.5-4.5, C. Wake 0.5-4.5.

INTERCEPTIONS (Int-Yds):

Tennessee: T. Smith 1-14.

Miami: None

FORCED FUMBLES:

Tennessee: A. Jackson 1.

Miami: K. Alonso 1, D. Godchaux 1.

FUMBLE RECOVERIES (No-Yds):

Tennessee: K. Byard 1-6.

Miami: R. Jones 2-38-1.

TEAM STATS

	TEN	MIA
First Downs	14	12
Rushing	3	5
Passing	9	7
Penalty	2	0
3rd-Down Efficiency	2 for 13	5 for 15
4th-Down Efficiency	0 for 0	0 for 0
Total Net Yards	188	178
Total Net Plays	58	59
Average Gain	3.2	3.0
Net Yards Rushing	69	100
Rushes	20	31
Yards per Rush	3.5	3.2
Net Yards Passing	119	78
Completed - Attempted	21-32	12-27
Yards per Pass Play	3.1	2.8
Sacked - Yards Lost	6-22	1-14
Had Intercepted	0	1
Punts - Average	10-549-54.9	9-459-51.0
Return Yards	67	91
Punts - Return Yards	2-14	7-47
Kickoffs - Return Yards	2-39	2-44
Interceptions - Return Yards	1-14	0-0
Penalties - Yards	11-77	5-23
Fumbles - Lost	2-2	1-1
Red-Zone Efficiency	1 for 1	1 for 1
Goal-to-Go Efficiency	1 for 1	1 for 1
Time of Possession	30:15	29:45



FREE AGENCY TRACKER

The Dolphins were active in the 2018 free agency market. Of the players on the 53-man roster, the team re-signed four who ended the 2017 season with the club, while also adding another 11 veterans to the roster. Below tracks the players the team has signed, as well as those who ended the 2017 season on the Miami roster and their current status.

PLAYERS RETAINED OR ADDED

PLAYERS FROM 2017 RE-SIGNED (4)

Walt Aikens	S	
David Fales	QB	
John Denney	LS	
William Hayes	DE	

UNRESTRICTED FREE-AGENTS SIGNED (5)

Danny Amendola	WR	New England
Frank Gore	RB	Indianapolis
Brock Osweiler	QB	Denver
Josh Sitton	G	Chicago
Albert Wilson	WR	Kansas City

FREE-AGENTS SIGNED (1)

Travis Swanson	C	
----------------	---	--

TRADE (3)

Daniel Kilgore	C	San Francisco
Robert Quinn	DE	L.A. Rams
Akeem Spence	DT	Detroit

WAIVERS (2)

Luke Falk	QB	Tennessee
Tanner McEvoy	WR	New Orleans

PLAYERS FROM 2017 ROSTER NOT CURRENTLY WITH THE DOLPHINS

UNRESTRICTED FREE AGENTS (7)

Nate Allen	S	
Lamin Barrow	LB	
Jay Cutler	QB	
Anthony Fasano	TE	
Koa Misi	LB	
Matt Moore	QB	
Alterraun Verner	CB	

FREE-AGENTS (2)

De'Veon Smith	RB	
Anthony Steen	C/G	

UNRESTRICTED FREE-AGENTS LOST (5)

Jermon Bushrod	G/T	New Orleans
Terrence Fede	DE	Buffalo
Cody Parkey	K	Chicago
Michael Thomas	S	N.Y. Giants
Damien Williams	RB	Kansas City

FREE AGENTS LOST (1)

Neville Hewitt	LB	N.Y. Jets
----------------	----	-----------

TRADED (2)

Jarvis Landry	WR	Cleveland
Jordan Lucas	CB/S	Kansas City

RELEASED/WAIVED (4)

Mike Pouncey	C	L.A. Chargers
Ndamukong Suh	DT	L.A. Rams
Lawrence Timmons	LB	

RETIRED (1)

Julius Thomas	TE	
---------------	----	--



Danny Amendola



Frank Gore



Daniel Kilgore



Brock Osweiler



Robert Quinn



Josh Sitton



Akeem Spence



Albert Wilson

* As of Sept. 4, 2018



MIAMI DOLPHINS 2018 DRAFT CLASS

Rd 1 // Pick 11



**Minkah
FITZPATRICK**

Alabama // S
6-1 // 202

Rd 2 // Pick 42



**Mike
GESICKI**

Penn State // TE
6-6 // 252


Rd 3 // Pick 73



**Jerome
BAKER**

Ohio State // LB
6-1 // 225


Rd 4 // Pick 123



**Durham
SMYTHE**

Notre Dame // TE
6-6 // 257


Rd 4 // Pick 131



**Kalen
BALLAGE**

Arizona State // RB
6-3 // 230

Rd 6 // Pick 209



**Cornell
ARMSTRONG**

Southern Miss // CB
5-11 // 180

Rd 7 // Pick 227



**Quentin
POLING**

Ohio // LB
6-0 // 235

Rd 7 // Pick 229



**Jason
SANDERS**

New Mexico // K
5-11 // 186

MIAMI DOLPHINS 2018 UNDRAFTED ROOKIES



**Jalen
DAVIS**

Utah State // CB
5-10 // 185



**Connor
HILLAND**

William & Mary // C
6-4 // 303



**Jamiyus
PITTMAN**

Central Florida // DT
6-1 // 319



DOLPHINS RADIO BROADCASTS

CEFALO, GRIESE, ROSE AND BOKAMPER RETURN ON MIAMI DOLPHINS RADIO NETWORK IN 2018

On May 19, 2016, the Miami Dolphins announced a multi-year radio broadcast rights partnership with Miami's Sportsradio 560 WQAM, with the station becoming the official English flagship radio partner of the franchise. In addition, all Dolphins games are simulcast on KISS 99.9 FM "South Florida's NEW Country" and feature expanded pre-, halftime and postgame shows. The games also can be heard on Dolphins.com and throughout South and Central Florida on a variety of stations that make up the Miami Dolphins Radio Network.

The Dolphins previously had their games broadcast on Miami's Sportsradio 560 WQAM during the 1997-2004 and 2007-09 seasons.



As part of the agreement, Sportsradio 560 WQAM has the English radio broadcast rights for all preseason, regular season and playoff games. Dolphins fans who tune into Miami's Sportsradio 560 WQAM have the opportunity to listen to live broadcasts of Head Coach Adam Gase's day-after-game press conferences and "Dolphins Friday," a day of Dolphins-centric content on the station featuring interviews with players, coaches and team executives. Additionally, CBS Radio Miami promotes Miami Dolphins Foundation and community initiatives across multiple platforms.



The preseason English radio broadcast team on Sportsradio 560 WQAM consists of former wide receiver Jimmy Cefalo handling the play-by-play duties with former tight end Joe Rose providing the game analysis. During the regular season, Cefalo and Rose are joined by former Hall of Fame quarterback Bob Griese serving as an analyst with former Dolphins Pro Bowl linebacker/defensive end Kim Bokamper reporting from the sidelines.

Univision Deportes Radio 1140 AM is the Dolphins official Spanish radio broadcast partner for all preseason, regular season and playoff games. WQBA 1140 AM additionally airs a pregame show and postgame show.



**UNIVISION
DEPORTES**
RADIO 1140 AM

The following is a list of radio stations on The Miami Dolphins Radio Network in 2018 (as of printing):

2018 MIAMI DOLPHINS RADIO NETWORKS

LOCATION	NETWORK	LOCATION	NETWORK
Fort Lauderdale	WQAM 560 AM	Miami	KISS 99.9 FM
Fort Lauderdale	KISS 99.9 FM	Miami	WQBA 1140 AM (Spanish)
Fort Lauderdale	WQBA 1140 AM (Spanish)	Orlando	ESPN 580 AM
Fort Myers	WRXK 96 FM	Port St. Lucie	WPSL AM 1590 AM
Key West	WKWF 1600 AM	West Palm Beach	ESPN 106.3 FM
Miami	WQAM 560 AM	West Palm Beach	ESPN Deportes 760 AM (Spanish)



Bob Griese, Joe Rose and Jimmy Cefalo



ROSTER, DEPTH CHART & TRANSACTIONS



DEPTH CHART

OFFENSE

POS	# NAME (GP/GS)	# NAME (GP/GS)	# NAME (GP/GS)	# NAME (GP/GS)
WR	11 DeVante Parker (0/0)	19 Jakeem Grant (0/0)		
LT	78 Laremy Tunsil (0/0)	74 Zach Sterup (0/0)		
LG	71 Josh Sitton (0/0)	62 Ted Larsen (0/0)		
C	67 Daniel Kilgore (0/0)	66 Travis Swanson (0/0)		
RG	77 Jesse Davis (0/0)			
RT	70 Ja'Wuan James (0/0)	79 Sam Young (0/0)		
TE	48 MarQueis Gray (0/0)	85 A.J. Derby (0/0)	<u>86 Mike Gesicki (0/0)</u>	46 Durham Smythe (0/0)
QB	17 Ryan Tannehill (0/0)	9 David Fales (0/0) - OR -	8 Brock Osweiler (0/0)	4 Luke Falk (0/0)
RB	32 Kenyan Drake (0/0) -OR-	21 Frank Gore (0/0)	34 Senorise Perry (0/0)	33 Kalen Ballage (0/0)
WR	80 Danny Amendola (0/0)			
WR	10 Kenny Stills (0/0)	15 Albert Wilson (0/0)	16 Tanner McEvoy (0/0)	

DEFENSE

POS	# NAME (GP/GS)	# NAME (GP/GS)	# NAME (GP/GS)	# NAME (GP/GS)
DE	91 Cameron Wake (0/0)	95 William Hayes (0/0)	50 Andre Branch (0/0)	
DT	97 Jordan Phillips (0/0) -OR-	56 Davon Godchaux (0/0)		
DT	93 Akeem Spence (0/0)	96 Vincent Taylor (0/0)		
DE	94 Robert Quinn (0/0)	90 Charles Harris (0/0)		
LB	47 Kiko Alonso (0/0)			
LB	52 Raekwon McMillan (0/0)	59 Chase Allen (0/0)		
LB	<u>55 Jerome Baker (0/0)</u>	44 Stephone Anthony (0/0)		
CB	25 Xavien Howard (0/0)	24 Torry McTyer (0/0)	<u>31 Cornell Armstrong (0/0)</u>	
CB	28 Bobby McCain (0/0)	30 Cordrea Tankersley (0/0)		
S	20 Reshad Jones (0/0)	35 Walt Aikens (0/0)		
S	22 T.J. McDonald (0/0)	<u>29 Minkah Fitzpatrick (0/0)</u>		

SPECIALISTS

POS	# NAME (GP/GS)	# NAME (GP/GS)	# NAME (GP/GS)	# NAME (GP/GS)
K	<u>7 Jason Sanders (0/0)</u>			
P	2 Matt Haack (0/0)			
KO	<u>7 Jason Sanders (0/0)</u>			
H	2 Matt Haack (0/0)			
LS	92 John Denney (0/0)			
KOR	19 Jakeem Grant (0/0)	34 Senorise Perry (0/0)	15 Albert Wilson (0/0)	<u>33 Kalen Ballage (0/0)</u>
PR	19 Jakeem Grant (0/0)	80 Danny Amendola (0/0)	15 Albert Wilson (0/0)	32 Kenyan Drake (0/0)

Underlined players are rookies























PROJECTED CONTRIBUTORS: OFFENSE

QB 17	 RYAN TANNEHILL 6-4 207 TEXAS A&M <ul style="list-style-type: none"> • LAST GAME: vs. Arizona (12/11/16): 15-20 (75.0 pct.), 195 yds, 3 TDs. • Posted 3 of the top 5 single-game passer ratings in his career in his final 5 games before his 2016 injury. • His 93.5 passer rating and 7.70 yards per attempt in 2016 were the best of his career. 	 DAVID FALES 6-2 213 <ul style="list-style-type: none"> • Earned 1st extended action in his career on Dec. 31, 2017 vs. Buffalo and went 29-of-42 (69.0 pct.) for 265 yds. and 1 TD. • Has played in 3 career games. • Signed with Miami on April 5, 2017.
RB 32	 KENYAN DRAKE 6-1 211 ALABAMA <ul style="list-style-type: none"> • LAST GAME: vs. Buffalo (12/31/17): 14 att. for 75 yds. (5.4 avg.). • His 444 rushing yards in the final 5 weeks of the 2017 season led the NFL in that span. • Totaled 3 runs of 40+ yards in 2017, tied for the 2nd-most 40+ yard runs in the NFL. 	 BROCK OSWEILER 6-7 240 <ul style="list-style-type: none"> • Played in 42 career games with 25 starts. • Started 2 playoff games in 2016. • Earned AFC Offensive Player of the Week honors on Nov. 22, 2015 at Chicago. • Signed with Miami on March 23, 2018.
WR 11	 DeVANTE PARKER 6-3 216 LOUISVILLE <ul style="list-style-type: none"> • LAST GAME: vs. Buffalo (12/31/17): 6 rec. for 64 yds. (10.7 avg.). • Has caught 4+ passes in 4 consecutive games dating back to Week 14 of the 2017 season. • His 1,908 career receiving yards are 6th among NFL WRs who entered the NFL in 2015 or later. 	 FRANK GORE 5-9 212 <ul style="list-style-type: none"> • His 14,026 career rushing yards are 75 shy of RB Curtis Martin for 4th-most in NFL history. • His 112 consecutive games played streak is the longest by an active offensive skill player. • Started 108 consecutive games.
WR 80	 DANNY AMENDOLA 5-11 190 TEXAS TECH <ul style="list-style-type: none"> • LAST GAME: SB LI vs. Phil. (2/4/18): 8 rec. for 152 yds. (19.0 avg.). • Had 348 receiving yards in the 2017 postseason, the 10th-most by an NFL player in any postseason in history. • His 21 receptions and 278 receiving yards in Super Bowls are both 5th-best in NFL history. 	 ALBERT WILSON 5-9 186 <ul style="list-style-type: none"> • Played in 55 career games with 26 starts. • Totaled 124 career receptions for 1,544 yards (12.5 avg.) and 7 TDs. • Signed with Miami as an unrestricted free agent on March 15, 2018.
WR 10	 KENNY STILLIS 6-1 202 OKLAHOMA <ul style="list-style-type: none"> • LAST GAME: vs. Buffalo (12/31/17): 3 rec. for 34 yds. (11.3 avg.). • His 16.1 yards per catch avg. in his career is 2nd-best in the NFL since he entered the league in 2013. • Posted 9 TDs (6th in NFL) and 17.3 receiving average (3rd in NFL) in 2016, his last season with QB Ryan Tannehill at the helm. 	 JAKEEM GRANT 5-7 169 <ul style="list-style-type: none"> • Totaled 10 receptions for 188 yards (18.8 avg.) and 2 TDs in final 4 games of 2017. • His 18.8 receiving avg. in the final 4 games of 2017 was 4th in the NFL in that span.
TE 48	 MarQUEIS GRAY 6-4 263 MINNESOTA <ul style="list-style-type: none"> • LAST GAME: vs. Buffalo (12/31/17): Played but didn't record stats. • Converted a 1st down on 3 of 4 rushing attempts in 2017 (75.0 pct.). • In 2017, became 1st Dolphins player since 1969 to throw a pass, catch a pass and record a rushing attempt in the same season. 	 A.J. DERBY 6-5 240 <ul style="list-style-type: none"> • Has 37 career receptions for 404 yards (10.9 avg.) and 2 TDs with Miami (2017), Denver (2016-17) and New England (2015-16). • Claimed off waivers from Denver on Nov. 29, 2017.
LT 78	 LAREMY TUNSIL 6-5 318 MISSISSIPPI <ul style="list-style-type: none"> • LAST GAME: at Kansas City (12/24/17): Started at left tackle. • Helped RB Kenyan Drake lead NFL with 444 rushing yards in final 5 weeks of 2017 season. • Became first player in team history to start at least one game at both guard and tackle in his rookie season in 2016. 	 MIKE GESICKI 6-6 245 <ul style="list-style-type: none"> • 2nd-round pick (42nd overall) by Miami in the 2018 NFL draft. • Set all-time Penn State career tight end records with 129 receptions, 1,481 receiving yards and 15 TD receptions.
LG 71	 JOSH SITTON 6-3 320 CENTRAL FLORIDA <ul style="list-style-type: none"> • LAST GAME: at Detroit (12/16/17): Started at left guard. • Played in 147 career games with 137 starts. • Started 13 playoff games and won Super Bowl XLV with Green Bay. • 4-time Pro Bowl selection (2012, 2014-16). • Signed with Miami as an unrestricted free agent on March 16, 2018. 	 TED LARSEN 6-3 323 <ul style="list-style-type: none"> • An 8-year NFL veteran who has played in 110 career games with 73 starts. • Started 3 playoff games. • Signed with Miami as an unrestricted free agent on March 10, 2017.
C 67	 DANIEL KILGORE 6-3 291 APPALACHIAN STATE <ul style="list-style-type: none"> • LAST GAME: at L.A. Rams (12/31/17): Started at center. • Has allowed just 7.75 sacks and been flagged for only 9 penalties in 74 career games and 39 starts. • Played in 6 playoff games, 2 NFC Championships and 1 Super Bowl (SB XLVII). 	 C/G 62
RG 77	 JESSE DAVIS 6-6 325 IDAHO <ul style="list-style-type: none"> • LAST GAME: vs. Buffalo (12/31/17): Started at right guard. • Helped RB Kenyan Drake lead NFL with 444 rushing yards in final 5 weeks of 2017 season. • Became 1 of only 5 players in team history to start at 3 positions on the o-line in a season and the only 1st-year player to do so in 2017. 	
RT 70	 JA'WAN JAMES 6-6 312 TENNESSEE <ul style="list-style-type: none"> • LAST GAME: vs. Oakland (11/5/17): Started at right tackle. • Has allowed just 2 sacks in his past 18 regular season games. • Has blocked for 5 individual 100-yard rushing performances and 3 individual 200-yard rushing performances since 2016. • Was a 1st-round pick (19th overall) by Miami in the 2014 NFL draft. 	



PROJECTED CONTRIBUTORS: DEFENSE

DE	91	 CAMERON WAKE 6-3 263 PENN STATE	<ul style="list-style-type: none"> • LAST GAME: vs. Buffalo (12/31/17): 2 tackles (1 solo), 1.5 sacks. • 2nd among all undrafted players in career sacks (90.5). • Since Week 6 of 2016, when he was re-inserted to the starting lineup following Achilles surgery, he is tied for 3rd in the NFL in sacks (21.0). • 5-time Pro Bowl selection (2010, 2012-14, 2016). 	 WILLIAM HAYES 6-3 265	<ul style="list-style-type: none"> • Ranks among the top 25 active NFL d-linemen in several career stats: stuffs (7th/48.5), games played (T-17th/134), tackles (T-18th/332) and sacks (25th/35.5). • Played in 134 career games with 46 starts.
DT	97	 JORDAN PHILLIPS 6-6 341 OKLAHOMA	<ul style="list-style-type: none"> • LAST GAME: vs. Buffalo (12/31/17): Played but did not record stats. • Has 2 sacks, 4 QBH, 4 TFL and 2 passes defended in his past 6 games. • Recorded sacks in Weeks 13 and 14 of 2017, the first 2-game sack streak of his career. 	 CHARLES HARRIS 6-3 250	<ul style="list-style-type: none"> • Drew 4 holding penalties last year. • Played in all 16 games as a rookie in 2017. • 1st-round pick (22nd overall) by Miami in the 2017 NFL draft.
DT	93	 AKEEM SPENCE 6-1 307 ILLINOIS	<ul style="list-style-type: none"> • LAST GAME: vs. Green Bay (12/31/17): 2 tackles (1 solo), 0.5 sacks. • Has at least 2 tackles in 4 consecutive games. • Has played in 32 consecutive games. • Has played in 72 career games with 41 starts. • Traded from Detroit to Miami on May 3, 2018. 	 ANDRE BRANCH 6-5 263	<ul style="list-style-type: none"> • Has 61 tackles (35 solo), 9 sacks, 17 QBHs, 1 FF and 11 TFLs since Week 6 of 2016. • Tied for 2nd on the team with 4.5 sacks in 2017. • Played in 81 career games with 37 starts.
DE	94	 ROBERT QUINN 6-4 257 NORTH CAROLINA	<ul style="list-style-type: none"> • LAST GAME: vs. SF (12/31/17): Played but did not record stats. • 8th in the NFL in sacks since 2012 (57.5). • Tied for 3rd in Rams history with 62.5 sacks. • 2-time Pro Bowl selection (2013-14). • Traded from the L.A. Rams to Miami on March 14, 2018. 	 DAVON GODCHAUX 6-3 315	<ul style="list-style-type: none"> • His 40 tackles (26 solo) in 2017 were 3rd-most in the NFL among rookie defensive linemen. • Played in 15 games with 5 starts as a rookie in 2017. • 5th-round pick (178th overall) by Miami in 2017.
LB	47	 KIKO ALONSO 6-3 239 OREGON	<ul style="list-style-type: none"> • LAST GAME: vs. Buffalo (12/31/17): 5 tackles (3 solo) • Played in 58 career games with 48 starts. • Totaled 432 career tackles (265 solo), 3 sacks, 7 interceptions, 10 passes defended, 4 forced fumbles and 6 fumble recoveries. • Has totaled 100+ tackles in 3 of his 4 NFL seasons. 	 CHASE ALLEN 6-3 250	<ul style="list-style-type: none"> • Became the 1st Dolphins rookie free agent to start a season opener since 1970 (LB Doug Swift) and 1 of 3 to start season openers in the NFL in 2017. • Played all 16 games as a rookie in 2017.
LB	52	 RAEKWON McMILLAN 6-2 248 OHIO STATE	<ul style="list-style-type: none"> • LAST GAME: Has not played an NFL game. • Missed entire 2017 season with an ACL injury. • 2nd-round pick (54th overall) by Miami in the 2017 NFL draft. • 2-time 1st-team All-Big Ten selection (2015-16). • Led school in tackles in both seasons as a starter (2015-16). 	 JEROME BAKER 6-2 215 OHIO STATE	<ul style="list-style-type: none"> • LAST GAME: Has not played an NFL game. • 3rd-round pick (73rd overall) by Miami in the 2018 NFL draft. • 2-time All-Big Ten honorable mention selection (2016-17). • Played in 33 games with 25 starts in 3 seasons at Ohio State (2015-17).
LB	55	 XAVIEN HOWARD 6-1 192 BAYLOR	<ul style="list-style-type: none"> • LAST GAME: vs. Buffalo (12/31/17): 4 tackles (3 solo). • Is only cornerback in team history with back-to-back multiple INT games (Dec. 3 – Dec. 11, 2017). • On Dec. 11, 2017, he became first player to intercept Tom Brady twice in a game since 11/16/14. 	 STEPHONE ANTHONY 6-3 245	<ul style="list-style-type: none"> • Played in 34 career games with 19 starts. • Started all 16 games and totaled 112 tackles as a rookie for New Orleans in 2015. • Traded from New Orleans to Miami on Sept. 19, 2017.
CB	25	 BOBBY MCCAIN 5-11 192 MEMPHIS	<ul style="list-style-type: none"> • LAST GAME: vs. Buffalo (12/31/17): Played but did not record stats. • Had 2 INTs in 2017: one off Tom Brady (Week 12) and the other off Josh McCown (Week 7) to set up game-winning field goal. • Played in all 47 games of his NFL career with 19 starts. • Primarily played nickel/slot cornerback from 2015-17. 	 TORRY MCTYER 5-11 188	<ul style="list-style-type: none"> • Played in 7 games in 2017, primarily on special teams. • Made his NFL debut on Oct. 22, 2017 vs. the N.Y. Jets. • Signed by Miami as an undrafted college free agent on May 5, 2017.
CB	28	 RESHAD JONES 6-1 215 GEORGIA	<ul style="list-style-type: none"> • LAST GAME: vs. Buffalo (12/31/17): 8 tackles (7 solo), 1 sack. • Led all NFL safeties with 122 tackles (94 solo) in 2017. • His 5 career defensive TDs are 2nd in Dolphins history. • His 10.5 career sacks are 2nd in team history among DBs. • 2-time Pro Bowl selection (2015, 2017). 	 MINKAH FITZPATRICK 6-1 202	<ul style="list-style-type: none"> • Became the 3rd player in NFL history to win the Chuck Bednarik (nation's top defensive player) and Jim Thorpe (nation's top defensive back) Awards. • 1st-round pick (11th overall) by Miami in 2018.
S	20	 T.J. McDONALD 6-2 223 USC	<ul style="list-style-type: none"> • LAST GAME: at Buffalo (12/31/17): 7 tackles (5 solo). • Has started 61 career games. • Totaled 326 tackles (247 solo), 5 sacks, 5 interceptions, 20 passes defended, 1 forced fumble and 2 fumble recoveries in his career. • Signed with Miami on March 31, 2017. 	 S 29	



2018 MIAMI DOLPHINS TRANSACTIONS

*as of Sept. 4, 2018

DATE	POS.	PLAYER/COACH	TRANSACTION	DATE	POS.	PLAYER/COACH	TRANSACTION
Jan. 1	CB	Taveze Calhoun	Signed to futures contract	April 28	RB	Kalen Ballage	Selected in NFL draft – D4b, '18
Jan. 1	QB	Brandon Doughty	Signed to futures contract	April 28	CB	Cornell Armstrong	Selected in NFL draft – D6, '18
Jan. 1	T	Sean Hickey	Signed to futures contract	April 28	LB	Quentin Poling	Selected in NFL draft – D7a, '18
Jan. 1	CB	Tracy Howard	Signed to futures contract	April 28	K	Jason Sanders	Selected in NFL draft – D7b, '18
Jan. 1	WR	Malcolm Lewis	Signed to futures contract	May 3	DT	Akeem Spence	Acquired by Miami in trade (Det.)
Jan. 1	WR	Drew Morgan	Signed to futures contract	May 4	QB	Bryce Petty	Acquired from waivers (NYJ)
Jan. 1	RB	Brandon Radcliff	Signed to futures contract	May 10	CB	Tracy Howard	Waived/Failed Physical
Jan. 1	DE	Jonathan Woodard	Signed to futures contract	May 10	CB	Johnathan Alston	Signed as undrafted college FA
Jan. 4	WR	Francis Owusu	Signed to futures contract	May 10	LB	Cayson Collins	Signed as undrafted college FA
Jan. 19		Dowell Loggains	Named Offensive Coordinator	May 10	CB	Jalen Davis	Signed as undrafted college FA
Jan. 19		Jeremiah Washburn	Named Offensive Line Coach	May 10	LS	Lucas Gravelle	Signed as undrafted college FA
Jan. 19		Shawn Jefferson	Promoted to Asst. Head Coach/ Offense	May 10	C	Connor Hilland	Signed as undrafted college FA
Jan. 19		Ben Johnson	Promoted to Wide Receivers Coach	May 10	RB	Buddy Howell	Signed as undrafted college FA
Jan. 31		Eric Studesville	Named Run Game Coordinator/ Running Backs Coach	May 10	K	Greg Joseph	Signed as undrafted college FA
Jan. 31		Kris Kocurek	Named Defensive Line Coach	May 10	DE	Claudy Mathieu	Signed as undrafted college FA
Jan. 31		Tony Oden	Named Defensive Backs Coach	May 10	LB	Mike McCray	Signed as undrafted college FA
Feb. 9		Renaldo Hill	Named Asst. Defensive Backs Coach	May 10	DT	Anthony Moten	Signed as undrafted college FA
Feb. 20	WR	Jarvis Landry	Placed Franchise Tag	May 10	DE	Quincy Redmon	Signed as undrafted college FA
March 9	WR	Jarvis Landry	Signed Franchise Tag	May 10	T	David Steinmetz	Signed as undrafted college FA
March 13	LB	Lawrence Timmons	Released	May 25	C	Mike Matthews	Signed as FA
March 14	C	Jake Brendel	Placed Exclusive Rights Tender	May 29	T	Sean Hickey	Waived
March 14	LB	Mike Hull	Placed Exclusive Rights Tender	June 1	CB	Bobby McCain	Signed Contract Extension
March 14	CB/S	Jordan Lucas	Placed Exclusive Rights Tender	June 1	S	Minkah Fitzpatrick	Signed (D1, '18)
March 14	DE	Robert Quinn	Acquired by Miami in trade (LAR)	June 1	CB	Cornell Armstrong	Signed (D6, '18)
March 14	WR	Jarvis Landry	Traded (Cle.)	June 1	LB	Quentin Poling	Signed (D7a, '18)
March 14	DT	Ndamukong Suh	Released	June 1	K	Jason Sanders	Signed (D7b, '18)
March 14	TE	Julius Thomas	Released	June 6	LB	Jerome Baker	Signed (D3, '18)
March 15	C	Daniel Kilgore	Acquired by Miami in trade (SF)	June 6	TE	Durham Smythe	Signed (D4a, '18)
March 15	WR	Danny Amendola	Signed as UFA (NE)	June 6	RB	Kalen Ballage	Signed (D4b, '18)
March 15	WR	Albert Wilson	Signed as UFA (KC)	June 18	TE	Mike Gesicki	Signed (D2, '18)
March 15	CB/S	Walt Aikens	Re-Signed	July 24	LB	Mike McCray	Retired
March 15	LS	John Denney	Re-Signed	July 24	LB	Frank Ginda	Signed as FA
March 15	C	Mike Pouncey	Released	Aug. 6	RB	Jeremy Langford	Signed as FA
March 16	G	Josh Sitton	Signed as UFA (Chi.)	Aug. 14	DT	Gabe Wright	Waived
March 16	QB	David Fales	Re-Signed	Aug. 14	DL	Kendall Langford	Signed as FA
March 21	CB/S	Jordan Lucas	Signed Exclusive Rights Tender	Aug. 31	CB/S	Jordan Lucas	Traded (KC)
March 22	DE	William Hayes	Re-Signed	Sept. 1	CB	Johnathan Alston	Waived
March 23	RB	Frank Gore	Signed as UFA (Ind.)	Sept. 1	G	Isaac Asiata	Waived
March 23	T	Sam Young	Re-Signed	Sept. 1	CB	Taveze Calhoun	Waived
March 23	QB	Brock Osweiler	Signed as UFA (Den.)	Sept. 1	WR	Leonte Carroo	Waived
April 4	T	Roubbens Joseph	Signed as FA	Sept. 1	LB	Cayson Collins	Waived
April 4	QB	Brandon Doughty	Waived	Sept. 1	CB	Jalen Davis	Waived
April 4	C	Jake Brendel	Signed Exclusive Rights Tender	Sept. 1	TE	Thomas Duarte	Waived
April 11	LB	Terence Garvin	Signed as UFA (Sea.)	Sept. 1	S	Trae Elston	Waived
April 16	TE	Gavin Escobar	Signed as FA	Sept. 1	WR	Isaiah Ford	Waived
April 16	LB	Mike Hull	Signed Exclusive Rights Tender	Sept. 1	LB	Frank Ginda	Waived
April 24	WR	DeVante Parker	Team exercises fifth-year option	Sept. 1	LS	Lucas Gravelle	Waived
April 26	S	Minkah Fitzpatrick	Selected in NFL draft – D1, '18	Sept. 1	C	Connor Hilland	Waived
April 27	TE	Mike Gesicki	Selected in NFL draft – D2, '18	Sept. 1	RB	Buddy Howell	Waived
April 27	LB	Jerome Baker	Selected in NFL draft – D3, '18	Sept. 1	K	Greg Joseph	Waived
April 28	TE	Durham Smythe	Selected in NFL draft – D4a, '18	Sept. 1	T	Roubbens Joseph	Waived



2018 MIAMI DOLPHINS TRANSACTIONS

*as of Sept. 4, 2018

DATE	POS.	PLAYER/COACH	TRANSACTION
Sept. 1	RB	Jeremy Langford	Waived
Sept. 1	WR	Malcolm Lewis	Waived
Sept. 1	CB	Tony Lippett	Waived
Sept. 1	DE	Cameron Malveaux	Waived
Sept. 1	DE	Claudy Mathieu	Waived
Sept. 1	C	Mike Matthews	Waived
Sept. 1	WR	Drew Morgan	Waived
Sept. 1	DT	Anthony Moten	Waived
Sept. 1	WR	Francis Owusu	Waived
Sept. 1	DT	Jamiyus Pittman	Waived
Sept. 1	LB	Quentin Poling	Waived
Sept. 1	RB	Brandon Radcliff	Waived
Sept. 1	T	Eric Smith	Waived
Sept. 1	T	David Steinmetz	Waived
Sept. 1	DE	Jonathan Woodard	Waived
Sept. 1	QB	Bryce Petty	Waived/Injured
Sept. 1	DE	Quincy Redmon	Waived/Injured
Sept. 1	WR	Rashawn Scott	Waived/Injured
Sept. 1	TE	Gavin Escobar	Released
Sept. 1	LB	Terence Garvin	Released
Sept. 1	DL	Kendall Langford	Released
Sept. 2	QB	Luke Falk	Acquired from waivers (Ten.)
Sept. 2	WR	Tanner McEvoy	Acquired from waivers (NO)
Sept. 2	T	Sam Young	Released
Sept. 2	LS	John Denney	Released
Sept. 3	LS	John Denney	Signed as FA
Sept. 3	C	Jake Brendel	Placed on Reserve/Injured List
Sept. 3	LB	Mike Hull	Placed on Reserve/Injured List
Sept. 3	C	Travis Swanson	Signed as FA
Sept. 3	G	Isaac Asiata	Signed to practice squad
Sept. 3	WR	Leonte Carroo	Signed to practice squad
Sept. 3	CB	Jalen Davis	Signed to practice squad
Sept. 3	WR	Isaiah Ford	Signed to practice squad
Sept. 3	C	Connor Hilland	Signed to practice squad
Sept. 3	RB	Jeremy Langford	Signed to practice squad
Sept. 3	DE	Cameron Malveaux	Signed to practice squad
Sept. 3	DT	Jamiyus Pittman	Signed to practice squad
Sept. 3	LB	Quentin Poling	Signed to practice squad
Sept. 3	DE	Jonathan Woodard	Signed to practice squad
Sept. 3	S	Maurice Smith	Waived
Sept. 4	T	Sam Young	Signed as FA

PRONUNCIATION GUIDE

PLAYER	PHONETICALLY	PLAYER	PHONETICALLY	COACH/STAFF	PHONETICALLY
LB Stephone Anthony	steh-FAHN	CB Xavien Howard	EX-ay-vee-n	Joe Cimino	Chu-MEAN-oh
RB Kalen Ballage	KAY-lun buh-LODGE	RB Seniorise Perry	Suh-nah-riss	Josh Grizzard	Grizz-ARD
TE Mike Gesicki	guh-sick-EE	G Josh Sitton	SITT-en	Naohisa Inoue	Now-HE-Sa, IN-ew-way
DT Davon Godchaux	Duh-VAHN GOD-chaw	T Zach Sterup	STIR-up	Kris Kocurek	KO-SIR-ick
TE MarQueis Gray	Mar-KWEES	CB Cordrea Tankersley	cohr-DRAY	Chris Kuper	KOO-pehr
P Matt Haack	HAWK	G/T Laremy Tunsil	LAIR-uh-mee TUHN-suhl	Dowell Loggains	dowel LOG-ins
				Marwan Maalouf	mah-LOOF
				Dave Puloka	Puh-LOH-kuh



2018 MIAMI DOLPHINS NUMERICAL ROSTER

*as of Sept. 4, 2018

NO.	NAME	POS.	HT.	WT.	BIRTHDATE	EXP.	COLLEGE	HOMETOWN	HOW ACQ.
2	Matt Haack	P	6-0	202	7/25/94	2	Arizona State '17	West Des Moines, Iowa	FA, '17
4	Luke Falk	QB	6-4	215	12/28/94	R	Washington State '18	Logan, Utah	Wai., '18 (Ten.)
7	Jason Sanders	K	5-11	186	11/16/95	R	New Mexico '18	Orange, Calif.	D7b, '18
8	Brock Osweiler	QB	6-7	240	11/22/90	7	Arizona State '12	Kalispell, Mont.	UFA, '18 (Den.)
9	David Fales	QB	6-2	213	10/4/90	4	San Jose State '14	Salinas, Calif.	FA, '17
10	Kenny Stills	WR	6-1	202	4/22/92	6	Oklahoma '13	San Diego, Calif.	T, '15 (N.O.)
11	DeVante Parker	WR	6-3	216	1/20/93	4	Louisville '15	Louisville, Ky.	D1, '15
15	Albert Wilson	WR	5-9	186	7/12/92	5	Georgia State '14	Fort Pierce, Fla.	UFA, '18 (KC)
16	Tanner McEvoy	WR	6-6	230	1/26/93	3	Wisconsin '16	Hillsdale, N.J.	Wai., '18 (NO)
17	Ryan Tannehill	QB	6-4	207	7/27/88	7	Texas A&M '12	Big Spring, Texas	D1, '12
19	Jakeem Grant	WR	5-7	169	10/30/92	3	Texas Tech '16	Dallas, Texas	D6a, '16
20	Reshad Jones	S	6-1	215	2/25/88	9	Georgia '10	Atlanta, Ga.	D5b, '10
21	Frank Gore	RB	5-9	212	5/14/83	14	Miami (FL) '05	Coral Gables, Fla.	UFA, '18 (Ind.)
22	T.J. McDonald	S	6-2	223	1/26/91	6	USC '13	Fresno, Calif.	UFA, '17 (LAR)
24	Torry McTyer	CB	5-11	188	4/10/95	2	UNLV '17	Los Angeles, Calif.	FA, '17
25	Xavien Howard	CB	6-1	192	7/4/93	3	Baylor '16	Houston, Texas	D2, '16
28	Bobby McCain	CB	5-11	192	8/18/93	4	Memphis '15	Oxford, Ala.	D5a, '15
29	Minkah Fitzpatrick	S	6-1	202	11/17/96	R	Alabama '18	Old Bridge, N.J.	D1, '18
30	Cordrea Tankersley	CB	6-1	200	11/19/93	2	Clemson '17	Beech Island, S.C.	D3, '17
31	Cornell Armstrong	CB	6-0	185	9/22/95	R	Southern Miss '18	Bassfield, Miss.	D6, '18
32	Kenyan Drake	RB	6-1	211	1/26/94	3	Alabama '16	Marietta, Ga.	D3a, '16
33	Kalen Ballage	RB	6-2	237	12/22/95	R	Arizona State '18	Denver, Colo.	D4b, '18
34	Senorise Perry	RB	6-0	210	9/19/91	4	Louisville '14	Summersville, W. Va.	FA, '16
35	Walt Aikens	CB/S	6-1	208	6/19/91	5	Liberty '14	Charlotte, N.C.	D4, '14
44	Stephone Anthony	LB	6-3	245	7/28/92	4	Clemson '15	Polkton, N.C.	T, '17 (NO)
46	Durham Smythe	TE	6-6	248	8/9/95	R	Notre Dame '18	Belton, Texas	D4a, '18
47	Kiko Alonso	LB	6-3	239	8/14/90	6	Oregon '13	Los Gatos, Calif.	T, '16 (Phi.)
48	MarQueis Gray	TE	6-4	263	11/7/89	6	Minnesota '13	Indianapolis, Ind.	FA, '16
50	Andre Branch	DE	6-5	265	7/14/89	7	Clemson '12	Richmond, Va.	UFA, '16 (Jax.)
52	Raekwon McMillan	LB	6-2	248	11/17/95	2	Ohio State '17	Hinesville, Ga.	D2, '17
55	Jerome Baker	LB	6-2	215	12/25/96	R	Ohio State '18	Cleveland, Ohio	D3, '18
56	Davon Godchaux	DT	6-3	315	11/11/94	2	LSU '17	Plaquemine, La.	D5b, '17
59	Chase Allen	LB	6-3	250	8/29/93	2	Southern Illinois '17	Belleville, Ill.	FA, '17
62	Ted Larsen	C/G	6-3	323	6/13/87	9	NC State '10	Palm Harbor, Fla.	UFA, '17 (Chi.)
66	Travis Swanson	C	6-5	304	1/30/91	5	Arkansas '14	Houston, Texas	FA, '18
67	Daniel Kilgore	C	6-3	291	12/18/87	8	Appalachian State '08	Kingsport, Tenn.	T, '18 (SF)
70	Ja'Wuan James	T	6-6	312	6/3/92	5	Tennessee '14	Suwanee, Ga.	D1, '14
71	Josh Sitton	G	6-3	320	6/16/86	11	UCF '08	Pensacola, Fla.	UFA, '18 (Chi.)
74	Zach Sterup	T	6-9	327	5/14/92	2	Nebraska '15	Hastings, Neb.	FA, '17
77	Jesse Davis	G/T	6-6	325	9/15/91	2	Idaho '16	Asotin, Wash.	FA, '17
78	Laremy Tunsil	T	6-5	318	8/2/94	3	Mississippi '16	Lake City, Fla.	D1, '16
79	Sam Young	T	6-8	302	6/24/87	9	Notre Dame '10	Coral Springs, Fla.	UFA, '16 (Jax.)
80	Danny Amendola	WR	5-11	190	11/2/85	10	Texas Tech '08	The Woodlands, Texas	UFA, '18 (NE)
85	A.J. Derby	TE	6-5	240	9/20/91	4	Arkansas '15	Iowa City, Iowa	Wai., '17 (Den.)
86	Mike Gesicki	TE	6-6	245	10/3/95	R	Penn State '18	Manahawkin, N.J.	D2, '18
90	Charles Harris	DE	6-3	250	3/6/95	2	Missouri '17	Kansas City, Mo.	D1, '17
91	Cameron Wake	DE	6-3	263	1/30/82	10	Penn State '05	Hyattsville, Md.	FA, '09
92	John Denney	LS	6-5	242	12/13/78	14	Brigham Young '05	Thornton, Colo.	FA, '05
93	Akeem Spence	DT	6-1	307	11/29/91	6	Illinois '13	Fort Walton Beach, Fla.	T, '18 (Det.)
94	Robert Quinn	DE	6-4	257	5/18/90	8	North Carolina '11	Ladson, S.C.	T, '18 (LAR)
95	William Hayes	DE	6-3	265	5/2/85	11	Winston-Salem St. '08	High Point, N.C.	T, '17 (LAR)
96	Vincent Taylor	DT	6-3	306	1/5/94	2	Oklahoma State '17	New Orleans, La.	D6, '17
97	Jordan Phillips	DT	6-6	341	9/21/92	4	Oklahoma '15	Wichita, Kan.	D2, '15

RESERVE/INJURED

45	Mike Hull	LB	6-0	235	5/25/91	3	Penn State '15	Cononsburg, Pa.	FA, '15
64	Jake Brendel	C	6-4	299	9/10/92	3	UCLA '16	Plano, Texas	FA, '16

PRACTICE SQUAD

1	Jalen Davis	CB	5-10	185	2/2/96	R	Utah State '18	La Mesa, Calif.	FA, '18
42	Jeremy Langford	RB	6-0	211	12/6/91	3	Michigan State '15	Wayne, Mich.	FA, '18
51	Quentin Poling	LB	6-1	235	8/17/94	R	Ohio '18	Gomer, Ohio	D7a, '18
61	Connor Hilland	C	6-4	298	6/18/95	R	William & Mary '18	Stafford, Va.	FA, '18
65	Jamiyus Pittman	DT	6-2	319	10/23/94	R	Central Florida '18	Moultrie, Ga.	FA, '18
68	Isaac Asiata	G	6-3	345	12/29/92	2	Utah '17	Spanish Fork, Utah	D5a, '17
75	Cameron Malveaux	DE	6-5	265	8/22/94	1	Houston '17	Beaumont, Texas	FA, '17
76	Jonathan Woodard	DE	6-6	271	9/19/93	1	Central Arkansas '16	Brentwood, Tenn.	FA, '17
84	Isaiah Ford	WR	6-2	189	2/9/96	2	Virginia Tech '17	Jacksonville, Fla.	D7, '17
88	Leonte Carroo	WR	6-1	215	1/24/94	3	Rutgers '16	Edison, N.J.	D3b, '16



2018 MIAMI DOLPHINS ALPHABETICAL ROSTER

*as of Sept. 4, 2018

NO.	NAME	POS.	HT.	WT.	BIRTHDATE	EXP.	COLLEGE	HOMETOWN	HOW ACQ.
35	Aikens, Walt	CB/S	6-1	208	6/19/91	5	Liberty '14	Charlotte, N.C.	D4, '14
59	Allen, Chase	LB	6-3	250	8/29/93	2	Southern Illinois '17	Bellevue, Ill.	FA, '17
47	Alonso, Kiko	LB	6-3	239	8/14/90	6	Oregon '13	Los Gatos, Calif.	T, '16 (Phi.)
80	Amendola, Danny	WR	5-11	190	11/2/85	10	Texas Tech '08	The Woodlands, Texas	UFA, '18 (NE)
44	Anthony, Stephone	LB	6-3	245	7/28/92	4	Clemson '15	Polkton, N.C.	T, '17 (NO)
31	Armstrong, Cornell	CB	6-0	185	9/22/95	R	Southern Miss '18	Bassfield, Miss.	D6, '18
55	Baker, Jerome	LB	6-2	215	12/25/96	R	Ohio State '18	Cleveland, Ohio	D3, '18
33	Ballage, Kalen	RB	6-2	237	12/22/95	R	Arizona State '18	Denver, Colo.	D4b, '18
50	Branch, Andre	DE	6-5	263	7/14/89	7	Clemson '12	Richmond, Va.	UFA, '16 (Jax.)
77	Davis, Jesse	G/T	6-6	325	9/15/91	2	Idaho '16	Asotin, Wash.	FA, '17
92	Denney, John	LS	6-5	242	12/13/78	14	Brigham Young '05	Thornton, Colo.	FA, '05
85	Derby, A.J.	TE	6-5	240	9/20/91	4	Arkansas '15	Iowa City, Iowa	Wai., '17 (Den.)
32	Drake, Kenyan	RB	6-1	211	1/26/94	3	Alabama '16	Marietta, Ga.	D3a, '16
9	Fales, David	QB	6-2	213	10/4/90	4	San Jose State '14	Salinas, Calif.	FA, '17
4	Falk, Luke	QB	6-4	215	12/28/94	R	Washington State '18	Logan, Utah	Wai., '18 (Ten.)
29	Fitzpatrick, Minkah	S	6-1	202	11/17/96	R	Alabama '18	Old Bridge, N.J.	D1, '18
86	Gesicki, Mike	TE	6-6	245	10/3/95	R	Penn State '18	Manahawkin, N.J.	D2, '18
56	Godchaux, Davon	DT	6-3	315	11/11/94	2	LSU '17	Plaquemine, La.	D5b, '17
21	Gore, Frank	RB	5-9	212	5/14/83	14	Miami (FL) '05	Coral Gables, Fla.	UFA, '18 (Ind.)
19	Grant, Jakeem	WR	5-7	169	10/30/92	3	Texas Tech '16	Dallas, Texas	D6a, '16
48	Gray, MarQueis	TE	6-4	260	11/7/89	6	Minnesota '13	Indianapolis, Ind.	FA, '16
2	Haack, Matt	P	6-0	202	7/25/94	2	Arizona State '17	West Des Moines, Iowa	FA, '17
90	Harris, Charles	DE	6-3	250	3/6/95	2	Missouri '17	Kansas City, Mo.	D1, '17
95	Hayes, William	DE	6-3	265	5/2/85	11	Winston-Salem St. '08	High Point, N.C.	T, '17 (LAR)
25	Howard, Xavien	CB	6-1	192	7/4/93	3	Baylor '16	Houston, Texas	D2, '16
70	James, Ja'Wuan	T	6-6	312	6/3/92	5	Tennessee '14	Swansee, Ga.	D1, '14
20	Jones, Reshad	S	6-1	215	2/25/88	9	Georgia '10	Atlanta, Ga.	D5b, '10
67	Kilgore, Daniel	C	6-3	291	12/18/87	8	Appalachian State '08	Kingsport, Tenn.	T, '18 (SF)
62	Larsen, Ted	C/G	6-3	323	6/13/87	9	NC State '10	Palmer Harbor, Fla.	UFA, '17 (Chi.)
28	McCain, Bobby	CB	5-11	192	8/18/93	4	Memphis '15	Oxford, Ala.	D5a, '15
22	McDonald, T.J.	S	6-2	223	1/26/91	6	USC '13	Fresno, Calif.	UFA, '17 (LAR)
16	McEvoy, Tanner	WR	6-6	230	1/26/93	3	Wisconsin '16	Hillsdale, N.J.	Wai., '18 (NO)
52	McMillan, Raekwon	LB	6-2	248	11/17/95	2	Ohio State '17	Hinesville, Ga.	D2, '17
24	McTyer, Torry	CB	5-11	188	4/10/95	2	UNLV '17	Los Angeles, Calif.	FA, '17
8	Oswieiler, Brock	QB	6-7	240	11/22/90	7	Arizona State '12	Kalispell, Mont.	UFA, '18 (Den.)
11	Parker, DeVante	WR	6-3	216	1/20/93	4	Louisville '15	Louisville, Ky.	D1, '15
34	Perry, Seniorise	RB	6-0	210	9/19/91	4	Louisville '14	Summerville, Ga.	FA, '16
97	Phillips, Jordan	DT	6-6	341	9/21/92	4	Oklahoma '15	Wichita, Kan.	D2, '15
94	Quinn, Robert	DE	6-4	257	5/18/90	8	North Carolina '11	Ladson, S.C.	T, '18 (LAR)
7	Sanders, Jason	K	5-11	186	11/16/95	R	New Mexico '18	Orange, Calif.	D7b, '18
71	Sitton, Josh	G	6-3	320	6/16/86	11	UCF '08	Pensacola, Fla.	UFA, '18 (Chi.)
46	Smythe, Durham	TE	6-6	248	8/9/95	R	Notre Dame '18	Belton, Texas	D4a, '18
93	Spence, Akeem	DT	6-1	307	11/29/91	6	Illinois '13	Fort Walton Beach, Fla.	T, '18 (Det.)
74	Sterup, Zach	T	6-9	327	5/14/92	2	Nebraska '15	Hastings, Neb.	FA, '17
10	Stills, Kenny	WR	6-1	202	4/22/92	6	Oklahoma '13	San Diego, Calif.	T, '15 (N.O.)
66	Swanson, Travis	C	6-5	304	1/30/91	5	Arkansas '14	Houston, Texas	FA, '18
30	Tankersley, Cordrea	CB	6-1	200	11/19/93	2	Clemson '17	Beech Island, S.C.	D3, '17
17	Tannehill, Ryan	QB	6-4	207	7/21/88	7	Texas A&M '12	Big Spring, Texas	D1, '12
96	Taylor, Vincent	DT	6-3	306	1/5/94	2	Oklahoma State '17	New Orleans, La.	D6, '17
78	Tunsil, Laremy	T	6-5	318	8/2/94	3	Mississippi '16	Lake City, Fla.	D1, '16
91	Wake, Cameron	DE	6-3	263	1/30/82	10	Penn State '05	Hyattsville, Md.	FA, '09
15	Wilson, Albert	WR	5-9	186	7/12/92	5	Georgia State '14	Fort Pierce, Fla.	UFA, '18 (KC)
79	Young, Sam	T	6-8	302	6/24/87	9	Notre Dame '10	Coral Springs, Fla.	UFA, '16 (Jax.)

RESERVE/INJURED

64	Brendel, Jake	C	6-4	299	9/10/92	3	UCLA '16	Plano, Texas	FA, '16
45	Hull, Mike	LB	6-0	235	5/25/91	3	Penn State '15	Cononsburg, Pa.	FA, '15

PRACTICE SQUAD

68	Asiata, Isaac	G	6-3	345	12/29/92	2	Utah '17	Spanish Fork, Utah	D5a, '17
88	Carroo, Leonte	WR	6-1	215	1/24/94	3	Rutgers '16	Edison, N.J.	D3b, '16
1	Davis, Jalen	CB	5-10	185	2/2/96	R	Utah State '18	La Mesa, Calif.	FA, '18
84	Ford, Isiah	WR	6-2	189	2/9/96	2	Virginia Tech '17	Jacksonville, Fla.	D7, '17
61	Hilland, Connor	C	6-4	298	6/18/95	R	William & Mary '18	Stafford, Va.	FA, '18
42	Langford, Jeremy	RB	6-0	211	12/6/91	3	Michigan State '15	Wayne, Mich.	FA, '18
75	Malveaux, Cameron	DE	6-5	265	8/22/94	1	Houston '17	Beaumont, Texas	FA, '17
65	Pittman, Jamijus	DT	6-2	319	10/23/94	R	Central Florida '18	Moultrie, Ga.	FA, '18
51	Poling, Quentin	LB	6-1	235	8/17/94	R	Ohio '18	Gomer, Ohio	D7a, '18
76	Woodard, Jonathan	DE	6-6	271	9/19/93	1	Central Arkansas '16	Brentwood, Tenn.	FA, '17



2018 MIAMI DOLPHINS POSITIONAL ROSTER

*as of Sept. 4, 2018

OFFENSE (27)

QUARTERBACKS (4)

NO	NAME	POS	HT	WT	EXP	COLLEGE
4	Falk, Luke	QB	6-4	215	R	Washington St. '18
8	Oswieiler, Brock	QB	6-7	240	7	Arizona State '12
9	Fales, David	QB	6-2	213	4	San Jose State '14
17	Tannehill, Ryan	QB	6-4	207	7	Texas A&M '12

RUNNING BACKS (4)

NO	NAME	POS	HT	WT	EXP	COLLEGE
21	Gore, Frank	RB	5-9	212	14	Miami (FL) '05
32	Drake, Kenyan	RB	6-1	211	3	Alabama '16
33	Ballage, Kalen	RB	6-2	237	R	Arizona State '18
34	Perry, Senorise	RB	6-0	210	4	Louisville '14

WIDE RECEIVERS (6)

NO	NAME	POS	HT	WT	EXP	COLLEGE
10	Stills, Kenny	WR	6-1	202	6	Oklahoma '13
11	Parker, DeVante	WR	6-3	216	4	Louisville '15
15	Wilson, Albert	WR	5-9	186	5	Georgia State '14
16	McEvoy, Tanner	WR	6-6	230	3	Wisconsin '16
19	Grant, Jakeem	WR	5-7	169	3	Texas Tech '16
80	Amendola, Danny	WR	5-11	190	10	Texas Tech '08

TIGHT ENDS (4)

NO	NAME	POS	HT	WT	EXP	COLLEGE
46	Smythe, Durham	TE	6-6	248	R	Notre Dame '18
48	Gray, MarQueis	TE	6-4	263	6	Minnesota '13
85	Derby, A.J.	TE	6-5	240	4	Arkansas '15
86	Gesicki, Mike	TE	6-6	245	R	Penn State '18

OFFENSIVE LINEMEN (9)

NO	NAME	POS	HT	WT	EXP	COLLEGE
62	Larsen, Ted	C/G	6-3	323	9	NC State '10
66	Swanson, Travis	C	6-5	304	5	Arkansas '14
67	Kilgore, Daniel	C	6-3	291	8	Appalachian St. '08
70	James, Ja'Wuan	T	6-6	312	5	Tennessee '14
71	Sitton, Josh	G	6-3	320	11	UCF '08
74	Sterup, Zach	T	6-9	327	2	Nebraska '15
77	Davis, Jesse	G/T	6-6	325	2	Idaho '16
78	Tunsil, Laremy	T	6-5	318	3	Mississippi '16
79	Sam Young	T	6-8	302	9	Notre Dame '10

PRACTICE SQUAD (10)

NO	NAME	POS	HT	WT	EXP	COLLEGE
1	Davis, Jalen	CB	5-10	185	R	Utah State '18
42	Langford, Jeremy	RB	6-0	211	3	Michigan State '15
51	Poling, Quentin	LB	6-1	235	R	Ohio '18
61	Hilland, Connor	C	6-4	298	R	William & Mary '18
65	Pittman, Jamiyus	DT	6-2	319	R	UCF '18
68	Asiata, Isaac	G	6-3	345	2	Utah '17
75	Malveaux, Cameron	DE	6-5	265	1	Houston '17
76	Woodard, Jonathan	DE	6-6	271	1	Central Arkansas '16
84	Ford, Isaiah	WR	6-2	189	2	Virginia Tech '17
88	Carroo, Leonte	WR	6-1	215	3	Rutgers '16

DEFENSE (23)

DEFENSIVE LINEMEN (9)

NO	NAME	POS	HT	WT	EXP	COLLEGE
50	Branch, Andre	DE	6-5	263	7	Clemson '12
56	Godchaux, Davon	DT	6-3	315	2	LSU '17
90	Harris, Charles	DE	6-3	250	2	Missouri '17
91	Wake, Cameron	DE	6-3	263	10	Penn State '05
93	Spence, Akeem	DT	6-1	307	6	Illinois '13
94	Quinn, Robert	DE	6-4	257	8	North Carolina '11
95	Hayes, William	DE	6-3	265	11	Winston-Salem St. '08
96	Taylor, Vincent	DT	6-3	306	2	Oklahoma State '17
97	Phillips, Jordan	DT	6-6	341	4	Oklahoma '15

LINEBACKERS (5)

NO	NAME	POS	HT	WT	EXP	COLLEGE
44	Anthony, Stephone	LB	6-3	245	4	Clemson '10
47	Alonso, Kiko	LB	6-3	239	6	Oregon '13
52	McMillan, Raekwon	LB	6-2	248	2	Ohio State '17
55	Baker, Jerome	LB	6-2	215	R	Ohio State '18
59	Allen, Chase	LB	6-3	250	2	Southern Illinois '17

DEFENSIVE BACKS (9)

NO	NAME	POS	HT	WT	EXP	COLLEGE
20	Jones, Reshad	S	6-1	215	9	Georgia '10
22	McDonald, T.J.	S	6-2	223	6	USC '13
24	McTyer, Torry	CB	5-11	188	2	UNLV '17
25	Howard, Xavien	CB	6-1	192	3	Baylor '16
28	McCain, Bobby	CB	5-11	192	4	Memphis '15
29	Fitzpatrick, Minkah	S	6-1	202	R	Alabama '18
30	Tankersley, Cordrea	CB	6-1	200	2	Clemson '17
31	Armstrong, Cornell	CB	6-0	185	R	Southern Miss '18
35	Aikens, Walt	CB/S	6-1	208	5	Liberty '14

SPECIALISTS (3)

NO	NAME	POS	HT	WT	EXP	COLLEGE
2	Haack, Matt	P	6-0	202	2	Arizona State '17
7	Sanders, Jason	K	5-11	186	R	New Mexico '18
92	Denney, John	LS	6-5	242	14	Brigham Young '05

RESERVE/INJURED (2)

NO	NAME	POS	HT	WT	EXP	COLLEGE
45	Hull, Mike	LB	6-0	235	3	Penn State '15
64	Brendel, Jake	C	6-4	299	3	UCLA '16



2018 MIAMI DOLPHINS – HOW THEY WERE ACQUIRED *as of Sept. 4, 2018

	DRAFT (23)	TRADES (7)	WAIVERS (3)	FREE AGENTS (20)
2005				LS John Denney
2009				DE Cameron Wake
2010	S Reshad Jones (5b)			
2012	QB Ryan Tannehill (1)			
2014	T Ja'Wuan James (1) CB/S Walt Aikens (4)			
2015	WR DeVante Parker (1) DT Jordan Phillips (2) CB Bobby McCain (5a)	WR Kenny Stills (N.O.)		
2016	T Laremy Tunsil (1) CB Xavien Howard (2) RB Kenyan Drake (3a) WR Jakeem Grant (6a)	LB Kiko Alonso (Phi.)		DE Andre Branch (Jax.) TE MarQueis Gray RB Senorise Perry T Sam Young (Jax.)
2017	DE Charles Harris (1) LB Raekwon McMillan (2) CB Cordrea Tankersley (3) DT Davon Godchaux (5b) DT Vincent Taylor (6)	LB Stephone Anthony (NO) DE William Hayes (LAR)	TE A.J. Derby (Den.)	LB Chase Allen G/T Jesse Davis QB David Fales P Matt Haack C/G Ted Larsen (Chi.) S T.J. McDonald (LAR) CB Torry McTyer T Zach Sterup
2018	S Minkah Fitzpatrick (1) TE Mike Gesicki (2) LB Jerome Baker (3) TE Durham Smythe (4a) RB Kalen Ballage (4b) CB Cornell Armstrong (6) K Jason Sanders (7b)	C Daniel Kilgore (SF) DE Robert Quinn (LAR) DT Akeem Spence (Det.)	QB Luke Falk (Ten.) WR Tanner McEvoy (NO)	WR Danny Amendola (NE) RB Frank Gore (Ind.) QB Brock Osweiler (Den.) G Josh Sitton (Chi.) C Travis Swanson WR Albert Wilson (KC)



SUPPLEMENTAL STATS



2017 REGULAR SEASON STATISTICS

REGULAR SEASON RESULTS (6-10)

DATE	OPPONENT	SCORE	W/L	ATTENDANCE
Sept. 17	at L.A. Chargers	19-17	W	25,381
Sept. 24	at N.Y. Jets	6-20	L	77,562
Oct. 1	NEW ORLEANS (LONDON)	0-20	L	84,423
Oct. 8	TENNESSEE	16-10	W	65,135
Oct. 15	at Atlanta	20-17	W	70,593
Oct. 22	N.Y. JETS	31-28	W	65,025
Oct. 26	at Baltimore	0-40	L	70,408
Nov. 5	OAKLAND	24-27	L	65,139
Nov. 13	at Carolina	21-45	L	72,790
Nov. 19	TAMPA BAY	20-30	L	65,089
Nov. 26	at New England	17-35	L	65,878
Dec. 3	DENVER	35-9	W	65,092
Dec. 11	NEW ENGLAND	27-20	W	65,548
Dec. 17	at Buffalo	16-24	L	62,202
Dec. 24	at Kansas City	13-29	L	65,325
Dec. 31	BUFFALO	16-22	L	65,571

TEAM STATISTICS

	DOLPHINS	OPPONENTS
TOTAL FIRST DOWNS	284	319
Rushing	66	88
Passing	187	190
Penalty	31	41
3rd Down: Made/Att	64/202	75/203
3rd Down Pct.	31.7%	36.9%
4th Down: Made/Att	7/24	2/8
4th Down Pct.	29.2%	25.0%
POSSESSION AVG.	29:25	30:35
TOTAL NET YARDS	4923	5371
Avg. Per Game	307.7	335.7
Total Plays	995	989
Avg. Per Play	4.9	5.4
NET YARDS RUSHING	1388	1768
Avg. Per Game	86.8	110.5
Total Rushes	360	431
NET YARDS PASSING	3535	3603
Avg. Per Game	220.9	225.2
Sacked/Yards Lost	33/257	30/185
Gross Yards	3792	3788
Attempts/Completions	602/373	528/339
Completion Pct.	62.0%	64.2%
Had Intercepted	21	9
PUNTS/AVERAGE	83/44.5	76/45.8
NET PUNTING AVG.	40.7	41.4
PENALTIES/YARDS	137/1154	122/1077
FUMBLES/BALL LOST	23/8	21/6
TOUCHDOWNS	31	45
Rushing	4	14
Passing	24	26
Returns	3	5

SCORE BY QUARTERS	Q1	Q2	Q3	Q4	OT	TOTAL
Dolphins	41	67	71	102	0	281
Opponents	71	148	94	80	0	393



2017 REGULAR SEASON STATISTICS

RUSHING

	NO.	YDS.	AVG.	LG	TD
K.Drake	133	644	4.8	66t	3
J.Ajayi	138	465	3.4	21	0
D.Williams	46	181	3.9	69	0
J.Cutler	19	32	1.7	9	0
S.Perry	8	30	3.8	12	0
M.Gray	5	14	2.8	5	0
J.Grant	3	12	4.0	7	0
M.Moore	3	9	3.0	7	0
D.Fales	4	8	2.0	3	1
J.Landry	1	-7	-7.0	-7	0
DOLPHINS	360	1388	3.9	69	4
OPPONENTS	431	1768	4.1	69	14

PASSING

	ATT	CMP	YDS	CMP%	YDS/ATT	TD	TD%	INT	INT%	LONG	SACK	LOST	RATING
J.Cutler	427	265	2660	62.1%	6.2	19	4.4%	14	3.3%	65t	20/	154	80.9
M.Moore	127	78	861	61.4%	6.8	4	3.1%	5	3.9%	61t	12/	95	75.6
M.Gray	1	0	0	0.0%	0.0	0	0.0%	0	0.0%	0	0/	0	39.6
D.Fales	1	0	0	0.0%	0.0	0	0.0%	0	0.0%	0	0/	0	39.6
J.Landry	1	0	0	0.0%	0.0	0	0.0%	0	0.0%	0	0/	0	39.6
M.Haack	1	0	0	0.0%	0.0	0	0.0%	1	100.0%	0	0/	0	0.0
DOLPHINS	558	343	3521	61.5%	6.3	23	4.1%	20	3.6%	65t	32/	249	78.4
OPPONENTS	501	320	3584	63.9%	7.2	25	5.0%	9	1.8%	69t	26/	167	94.3

RECEIVING

	NO.	YDS.	AVG.	LG	TD
J.Landry	112	987	8.8	49	9
K.Stills	58	847	14.6	61t	6
D.Parker	57	670	11.8	36	1
J.Thomas	41	388	9.5	27	3
K.Drake	32	239	7.5	47	1
D.Williams	20	155	7.8	24	1
J.Ajayi	14	67	4.8	15	0
J.Grant	13	203	15.6	65t	2
A.Fasano	12	107	8.9	29	1
L.Carroo	7	69	9.9	21	0
D.Smith	3	27	9.0	13	0
A.Derby	2	20	10.0	11	0
M.Gray	1	10	10.0	10	0
S.Perry	1	3	3.0	3	0
DOLPHINS	373	3792	10.2	65T	24
OPPONENTS	339	3788	11.2	69T	26

INTERCEPTIONS

	NO.	YDS.	AVG.	LG	TD
X.Howard	4	71	17.8	30t	1
R.Jones	2	15	7.5	15	0
B.McCain	2	6	3.0	6	0
T.McDonald	1	7	7.0	7	0
DOLPHINS	9	99	11.0	30t	1
OPPONENTS	21	375	17.9	65t	3

PUNTING

	NO.	YDS.	AVG.	NET	TB	IN 20	LG	BLK
M.Haack	83	3695	44.5	40.7	5	30	64	0
DOLPHINS	83	3695	44.5	40.7	5	30	64	0
OPPONENTS	76	3477	45.8	41.4	3	31	71	1



2017 REGULAR SEASON STATISTICS

PUNT RETURNS

	RET.	FC	YDS.	AVG.	LG	TD
J.Grant	25	11	190	7.6	27	0
J.Landry	12	3	81	6.8	16	0
DOLPHINS	37	14	271	7.3	27	0
OPPONENTS	35	20	220	6.3	23	0

KICKOFF RETURNS

	NO.	YDS.	AVG.	LG	TD
J.Grant	21	479	22.8	31	0
S.Perry	10	202	20.2	37	0
K.Drake	7	147	21.0	34	0
A.Derby	1	11	11.0	11	0
J.Landry	1	-5	-5.0	-5	0
DOLPHINS	40	834	20.9	37	0
OPPONENTS	34	665	19.6	36	0

FIELD GOALS

	1-19	20-29	30-39	40-49	50+
C.Parkey	0/0	6/6	8/8	6/7	1/2
DOLPHINS	0/0	6/6	8/8	6/7	1/2
OPPONENTS	0/0	4/4	10/10	10/17	3/4

SCORING

	TOTAL	TDR	TDP	TDRT	PAT	FG	2-PT	PTS
C.Parkey	0	0	0	0	26/29	21/23	0	89
J.Landry	9	0	9	0	0/0	0/0	0	54
K.Stills	6	0	6	0	0/0	0/0	0	36
K.Drake	4	3	1	0	0/0	0/0	1	26
J.Thomas	3	0	3	0	0/0	0/0	0	18
R.Jones	2	0	0	2	0/0	0/0	0	12
J.Grant	2	0	2	0	0/0	0/0	0	12
X.Howard	1	0	0	1	0/0	0/0	0	6
D.Parker	1	0	1	0	0/0	0/0	0	6
A.Fasano	1	0	1	0	0/0	0/0	0	6
D.Williams	1	0	1	0	0/0	0/0	0	6
D.Fales	1	1	0	0	0/0	0/0	0	6
S.Perry	0	0	0	0	0/0	0/0	0	2
TEAM	0	0	0	0	0/0	0/0	0	2
DOLPHINS	31	4	24	3	26/29	21/23	1	281
OPPONENTS	45	14	26	5	42/42	27/35	0	393

TWO-POINT CONVERSIONS

Drake 1.

TEAM 1/2, OPPONENTS: 0/3

SACKS

C.Wake 10.5, A.Branch 4.5, N.Suh 4.5, J.Phillips 2.0, C.Harris 2.0, R.Jones 1.5, B.McCain 1.0, X.Howard 1.0, C.Malveaux 1.0, W.Hayes 1.0, K.Alonso 1.0

DOLPHINS 30.0, OPPONENTS: 32.0



2017 REGULAR SEASON STATISTICS

DEFENSE											
PLAYER	SOLO	ASST	TOT	SACKS	YDS	TFL	QBH	INT	PD	FF	FR
Jones	94	28	122	1.5	4.5	6	1	2	5	0	3
Alonso	78	37	115	1.0	0.0	6	5	0	1	2	0
Timmons	58	26	84	0.0	0.0	5	3	0	3	0	0
Howard	42	6	48	1.0	11.0	3	1	4	13	0	0
Suh	29	18	47	4.5	17.0	9	12	0	2	2	0
McCain	33	12	45	1.0	13.0	3	1	2	7	0	0
McDonald	31	14	45	0.0	0.0	2	0	1	3	0	0
Godchaux	26	14	40	0.0	0.0	1	3	0	1	1	0
Wake	26	10	36	10.5	72.0	12	27	0	0	0	0
C. Allen	24	9	33	0.0	0.0	1	0	0	0	0	0
Tankersley	24	7	31	0.0	0.0	1	0	0	7	0	0
Hull	20	7	27	0.0	0.0	1	1	0	0	0	1
Mauluga	14	9	23	0.0	0.0	1	0	0	0	0	0
Branch	12	11	23	4.5	18.5	5	8	0	1	0	0
N. Allen	14	6	20	0.0	0.0	0	0	0	1	0	0
Harris	15	4	19	2.0	11.0	5	12	0	2	0	1
Hayes	14	5	19	1.0	8.0	4	5	0	0	0	0
Taylor	11	7	18	0.0	0.0	1	1	0	1	0	0
Phillips	10	6	16	2.0	22.0	4	6	0	3	0	0
M. Thomas	9	7	16	0.0	0.0	1	0	0	1	0	0
Anthony	11	3	14	0.0	0.0	1	1	0	0	0	0
Fede	7	3	10	0.0	0.0	0	1	0	0	0	1
Maxwell	8	0	8	0.0	0.0	0	0	0	0	1	0
Verner	7	1	8	0.0	0.0	0	0	0	4	1	0
Malveaux	4	1	5	1.0	8.0	3	1	0	0	0	0
Aikens	3	0	3	0.0	0.0	0	0	0	0	0	0
Lucas	2	0	2	0.0	0.0	0	0	0	0	0	0
Smith	1	0	1	0.0	0.0	0	0	0	1	0	0
Wright	1	0	1	0.0	0.0	0	0	0	1	0	0
McTyer	1	0	1	0.0	0.0	0	0	0	0	0	0

NOTE: Special teams and miscellaneous tackles not included above.

DEFENSIVE TOUCHDOWNS: Jones 38-yard fumble return vs. Tennessee (10/8), Jones 14-yard fumble return at New England (11/26), Howard 30-yard interception return vs. Denver (12/3).

MISCELLANEOUS TACKLES: Landry 6, Stills 3, J. Thomas 2, Bushrod 1, Derby 1, Drake 1, Fasano 1, James 1, Larsen 1, Parker 1, Pouncey 1.

MISCELLANEOUS FUMBLE RECOVERIES: Cutler 6, Landry 2, James 1, Perry 1, J. Thomas 1.

SACKS:

Wake (10.5) – 1 at N.Y. Jets (9/24), 1 vs. New Orleans (10/1), 0.5 vs. Tennessee (10/8), 1 at Atlanta (10/15), 2.5 vs. N.Y. Jets (10/22), 1 vs. Tampa Bay (11/19), 1 at New England (11/26), 1 at Buffalo (12/17) and 1.5 vs. Buffalo (12/31).
Branch (4.5) – 1 at N.Y. Jets (9/24), 2 vs. Tennessee (10/8), 1 vs. Denver (12/3) and 0.5 vs. Buffalo (12/31).
Suh (4.5) – 1 vs. Tennessee (10/8), 1 at Atlanta (10/15), 0.5 vs. N.Y. Jets (10/22), 1 vs. Oakland (11/5) and 1 vs. New England (12/11).
Harris (2.0) – 1 vs. Tennessee (10/8) and 1 at Kansas City (12/24).
Phillips (2.0) – 1 vs. Denver (12/3) and 1 vs. New England (12/11).
Jones (1.5) – 0.5 vs. Tennessee (10/8) and 1 vs. Buffalo (12/31).
Alonso (1.0) – 1 vs. Tennessee (10/8).
Hayes (1.0) – 1 at L.A. Chargers (9/17).
Howard (1.0) – 1 at Buffalo (12/17).
Malveaux (1.0) – 1 vs. Buffalo (12/31).
McCain (1.0) – 1 vs. Denver (12/3).

INTERCEPTIONS:

Howard (4) – 2 vs. Denver (12/3) and 2 vs. New England (12/11).
Jones (2) – 1 at Atlanta (10/15) and 1 vs. Oakland (11/5).
McCain (2) – 1 vs. N.Y. Jets (10/22) and 1 at New England (11/26).
McDonald (1) – 1 vs. Denver (12/3).



2017 REGULAR SEASON STATISTICS

SPECIAL TEAMS								
	SOLO	ASST	TOTAL	FF	FR	BFG	BPAT	BPNT
M. Thomas	7	4	11	0	0	0	0	0
Hull	8	1	9	0	0	0	0	0
Perry	6	3	9	0	0	0	0	0
Verner	5	2	7	0	0	0	0	0
Aikens	4	3	7	1	0	0	0	0
C. Allen	5	1	6	1	0	0	0	0
Drake	4	1	5	0	0	0	0	0
Fede	4	1	5	0	0	0	0	1
Lucas	2	2	4	0	0	0	0	0
McCain	3	0	3	0	0	0	0	0
Denney	1	1	2	0	0	0	0	0
Williams	1	1	2	0	0	0	0	0
Gray	1	0	1	0	0	0	0	0
Haack	1	0	1	0	0	0	0	0
Hewitt	1	0	1	0	0	0	0	0
Landry	1	0	1	0	0	0	0	0
Parkey	1	0	1	0	0	0	0	0
March-Lillard	0	1	1	0	0	0	0	0
McTyer	0	1	1	0	0	0	0	0
Grant	0	1	1	0	2	0	0	0
Taylor	0	0	0	0	0	2	0	0

2017 STATISTICAL BESTS

DOLPHINS – INDIVIDUAL

RUSHING

Attempts	28	Jay Ajayi at L.A. Chargers, 9/17
Yards	130	Jay Ajayi at Atlanta, 10/15/17
Touchdowns	1	David Fales vs. Buffalo, 12/31 Kenyan Drake at Buffalo, 12/17 Kenyan Drake vs. Denver, 12/3 Kenyan Drake at Carolina, 11/13
Yards by Quarterback	9	Matt Moore at New England, 11/26 Jay Cutler vs. N.Y. Jets, 9/24
Longest Run from Scrimmage	69	Damien Williams vs. Tampa Bay, 11/19
Longest Run from Scrimmage for TD	66t	Kenyan Drake at Carolina, 11/13

PASSING

Attempts	49	Jay Cutler at Buffalo, 12/17
Completions	34	Jay Cutler vs. Oakland, 11/5
Yards	311	Jay Cutler vs. Oakland, 11/5
Touchdowns	3	Jay Cutler vs. New England, 12/11 Jay Cutler vs. Oakland, 11/5
Completion Percentage (min. 20 att.)	81.0	Jay Cutler vs. Oakland, 11/5
Interceptions	3	Jay Cutler at Buffalo, 12/17 Jay Cutler vs. Tampa Bay, 11/19
Longest Completion	65t	Jay Cutler at Kansas City, 12/24
Longest Completion for TD	65t	Jay Cutler at Kansas City, 12/24
Passer Rating (min. 20 att.)	121.3	Jay Cutler vs. Oakland, 11/5

RECEIVING

Receptions	13	Jarvis Landry at L.A. Chargers, 9/17
Yards	180	Kenny Stills vs. Tampa Bay, 11/19
Touchdowns	2	Jarvis Landry vs. New England, 12/11 Kenny Stills vs. N.Y. Jets, 10/22
Longest Reception	65t	Jakeem Grant at Kansas City, 12/24
Longest Reception by Running Back	47	Kenyan Drake vs. New England, 12/11
Yards by Running Back	79	Kenyan Drake vs. New England, 12/11

TOTAL YARDS FROM SCRIMMAGE

193 Kenyan Drake vs. New England, 12/11



2017 REGULAR SEASON STATISTICS

TACKLES

Total	15	Reshad Jones at Kansas City, 12/24
Solo	10	Reshad Jones at Kansas City, 12/24 Reshad Jones at New England, 11/26

INTERCEPTIONS

Total	2	Xavien Howard vs. Denver, 12/3 Xavien Howard vs. New England, 12/11
Longest Return	30t	Xavien Howard vs. Denver, 12/3
Longest Return for TD	30t	Xavien Howard vs. Denver, 12/3

FUMBLES

Total Forced	1	Alterraun Verner at New England, 11/26 Ndamukong Suh vs. Oakland, 11/5 Kiko Alonso vs. Oakland, 11/5 Davon Godchaux vs. Tennessee, 10/8 Kiko Alonso vs. Tennessee, 10/8 Byron Maxwell at N.Y. Jets, 9/24 Ndamukong Suh at N.Y. Jets, 9/24
Total Recovered	2	Reshad Jones vs. Tennessee, 10/8

SACKS

Total	2.5	Cameron Wake vs. N.Y. Jets, 10/22
Yards Lost	24	Cameron Wake vs. N.Y. Jets, 10/22

SPECIAL TEAMS

Field Goals Made	4	Cody Parkey at L.A. Chargers, 9/17
Field Goal Attempts	4	Cody Parkey at L.A. Chargers, 9/17
Longest Field Goal Made	54	Cody Parkey at L.A. Chargers, 9/17
Longest Field Goal Attempt	54	Cody Parkey at L.A. Chargers, 9/17
Punts	9	Matt Haack vs. Denver, 12/3 Matt Haack vs. Tennessee, 10/8
Longest Punt, yards	64	Matt Haack vs. Tampa Bay, 11/19 Matt Haack at N.Y. Jets, 9/24
Highest Gross Punting Average (min. 4 punts)	51.0	Matt Haack vs. Tennessee, 10/8
Highest Net Punting Average (min. 4 punts)	49.4	Matt Haack vs. Tennessee, 10/8
Most Punt Returns	4	Jakeem Grant vs. Denver, 12/3 Jarvis Landry vs. Tennessee, 10/8
Most Punt Return Yards	61	Jakeem Grant vs. Denver, 12/3
Highest Punt Return Average (min. 3 returns)	15.3	Jakeem Grant vs. Denver, 12/3
Longest Punt Return	27	Jakeem Grant vs. Denver, 12/3
Most Kickoff Returns	4	Jakeem Grant at New England, 11/26 Senorise Perry at Carolina, 11/13
Most Kickoff Return Yards	97	Jakeem Grant at New England, 11/26
Highest Kickoff Return Average (min. 3 returns)	27.0	Jakeem Grant vs. Tampa Bay, 11/19
Longest Kickoff Return	37	Senorise Perry vs. Buffalo, 12/31

OPPONENTS – INDIVIDUAL

RUSHING

Attempts	29	Kareem Hunt at Kansas City, 12/24
Yards	113	Alex Collins at Baltimore, 10/26
Touchdowns	2	Marshawn Lynch vs. Oakland, 11/5
Yards by Quarterback	95	Cam Newton at Carolina, 11/13
Longest Run from Scrimmage	69	Cam Newton at Carolina, 11/13
Longest Run from Scrimmage for TD	22t	Marshawn Lynch vs. Oakland, 11/5



2017 REGULAR SEASON STATISTICS

PASSING

Attempts	43	Tom Brady vs. New England, 12/11
Completions	31	Philip Rivers at L.A. Chargers, 9/17
Yards	331	Philip Rivers at L.A. Chargers, 9/17
Touchdowns	4	Tom Brady at New England, 11/26 Cam Newton at Carolina, 11/13
Completion Percentage (min. 20 att.)	79.5	Philip Rivers at L.A. Chargers, 9/17
Interceptions	3	Trevor Siemian vs. Denver, 12/3
Longest Completion	69t	Josh McCown at N.Y. Jets, 9/24
Longest Completion for TD	69t	Josh McCown at N.Y. Jets, 9/24
Passer Rating (min. 20 att.)	126.3	Josh McCown at N.Y. Jets, 9/24

RECEIVING

Receptions	10	Alvin Kamara vs. New Orleans, 10/1
Yards	126	Jared Cook vs. Oakland, 11/5
Touchdowns	2	Rob Gronkowski at New England, 11/26 Devin Funchess at Carolina, 11/13
Longest Reception	69t	Robby Anderson vs. N.Y. Jets, 9/24
Longest Reception by Running Back	31	Bilal Powell vs. N.Y. Jets, 10/22
Yards by Running Back	71	Alvin Kamara vs. New Orleans, 10/1

TOTAL YARDS FROM SCRIMMAGE

143	Alex Collins at Baltimore, 10/26
-----	----------------------------------

TACKLES

Total	12	Preston Brown vs. Buffalo, 12/31 Demario Davis at N.Y. Jets, 9/24 Jatavis Brown at L.A. Chargers, 9/17
Solo	11	Demario Davis at N.Y. Jets, 9/24

INTERCEPTIONS

Total	2	Terrence Brooks at N.Y. Jets, 9/24/17
Longest Return	65t	Justin Simmons vs. Denver, 12/3
Longest Return for TD	65t	Justin Simmons vs. Denver, 12/3

FUMBLES

Total Forced	1	E.J. Gaines vs. Buffalo, 12/31 Marcus Peters at Kansas City, 12/24 Derrick Johnson at Kansas City, 12/24 Cap Capi at Buffalo, 12/17 Bradley Roby vs. Denver, 12/3 Malcolm Butler at New England, 11/26 Trey Flowers at New England, 11/26 Ryan Smith vs. Tampa Bay, 11/19 Chris Conte vs. Tampa Bay, 11/19 Bruce Irvin vs. Oakland, 11/5 Darron Lee vs. N.Y. Jets, 10/22 Adoree' Jackson vs. Tennessee, 10/8 Cameron Jordan vs. New Orleans, 10/1 Marshon Lattimore vs. New Orleans, 10/1
Total Recovered	1	Ron Parker at Kansas City, 12/24 Marcus Peters at Kansas City, 12/24 Bradley Roby vs. Denver, 12/3 Patrick Chung at New England, 11/26 Adarius Glanton vs. Tampa Bay, 11/19 Ryan Smith vs. Tampa Bay, 11/19 TJ Carrie vs. Oakland, 11/5 Kevin Byard vs. Tennessee, 10/8

SACKS

Total	2	Trey Flowers at New England, 11/26 Elandon Roberts at New England, 11/26
Yards Lost	16	Trey Flowers at New England, 11/26



2017 REGULAR SEASON STATISTICS

SPECIAL TEAMS

Field Goals Made	5	Harrison Butker at Kansas City, 12/24
Field Goal Attempts	6	Harrison Butker at Kansas City, 12/24
Longest Field Goal Made	55	Justin Tucker at Baltimore, 10/26
Longest Field Goal Attempt	59	Matt Bryant at Atlanta, 10/15
Punts	10	Brett Kern vs. Tennessee, 10/8
Longest Punt, yards	71	Brett Kern vs. Tennessee, 10/8
Highest Gross Punting Average (min. 4 punts)	54.9	Brett Kern vs. Tennessee, 10/8
Highest Net Punting Average (min. 4 punts)	50.2	Brett Kern vs. Tennessee, 10/8
Most Punt Returns	7	Brett Kern vs. Tennessee, 10/8
Most Punt Return Yards	56	Riley Dixon vs. Denver, 12/3
Highest Punt Return Average (min. 3 returns)	8.7	Ted Ginn Jr. vs. New Orleans, 10/1
Longest Punt Return	23	Travis Benjamin at L.A. Chargers, 9/17
Most Kickoff Returns	3	Akeem Hunt at Kansas City, 12/24 Brandon Tate at Buffalo, 12/17 Dion Lewis vs. New England, 12/11 Austin Ekeler at L.A. Chargers, 9/17
Most Kickoff Return Yards	76	Akeem Hunt at Kansas City, 12/24
Highest Kickoff Return Average (min. 3 returns)	25.3	Akeem Hunt at Kansas City, 12/24
Longest Kickoff Return	36	Akeem Hunt at Kansas City, 12/24

DOLPHINS – TEAM

	HIGHS		LOWS	
FIRST DOWNS				
Total	25	vs. N.Y. Jets, 10/22	11	vs. London, 10/1
Rushing	7	at Buffalo, 12/17	0	at N.Y. Jets, 9/24
Passing	16	vs. N.Y. Jets, 10/22	7	vs. Tennessee, 10/8
Penalty	6	vs. N.Y. Jets, 10/22	0	vs. New Orleans, 10/8
			0	at Kansas City, 12/24
			0	vs. Tennessee, 10/8
TOTAL NET YARDS				
Total	448	vs. Tampa Bay, 11/19	178	vs. Tennessee, 10/8
RUSHING				
Attempts	32	at L.A. Chargers, 9/17	15	vs. New Orleans, 10/1
Yards	145	vs. Denver, 12/3	15	at N.Y. Jets, 9/24
Average	5.9	at Carolina, 11/13	30	at N.Y. Jets, 9/24
Touchdowns	1	Four times, (last: vs. Buffalo, 12/31)	2.0	at N.Y. Jets, 9/24
			0	12 times (last: at Kansas City, 12/24)
PASSING				
Attempts	49	at Buffalo, 12/17	27	vs. Tennessee, 10/8
Completions	34	vs. Oakland, 11/5	12	vs. Tennessee, 10/8
Interceptions	3	at Buffalo, 12/17	0	Four times (last: at Kansas City, 12/24)
Net Yards	365	vs. Tampa Bay, 11/19	78	vs. Tennessee, 10/8
Touchdowns	4	vs. N.Y. Jets, 10/22	0	Three times (last: at Buffalo, 12/17)
Passer Rating	121.3	vs. Oakland, 11/5	47.2	at Baltimore, 10/26
Completion Percentage	81.0	vs. Oakland, 11/5	44.4	vs. Tennessee, 10/8
Times Sacked	7	at New England, 11/26	0	Three times (last: at Kansas City, 12/24)
Yards Lost	61	at New England, 11/26	0	Four times (last: at Kansas City, 12/24)



2017 REGULAR SEASON STATISTICS

PUNTS

Total	9	vs. Denver, 12/3	2	Three times (last: at Kansas City, 12/24)
	9	vs. Tennessee, 10/8		
Yards	459	vs. Tennessee, 10/8	59	at Kansas City, 12/24
Long	64	vs. Tampa Bay, 11/19	34	at Kansas City, 12/24
	64	at N.Y. Jets, 9/24		
Gross Average	53.0	vs. Tampa Bay, 11/19	29.5	at Kansas City, 12/24
Net Average	49.5	vs. Tampa Bay, 11/19	29.0	at Kansas City, 12/24
			29.0	at L.A. Chargers, 9/17
Returns	5	vs. New England, 12/11	0	at Atlanta, 10/15
Return Yards	37	vs. New England, 12/11	-3	vs. Denver, 12/3
Return Average	23.0	at L.A. Chargers, 9/17	-3.0	vs. Denver, 12/3

PENALTIES

Total	17	vs. Tampa Bay, 11/19	4	at Atlanta, 10/15
Yards	145	vs. Buffalo, 12/31	23	vs. Tennessee, 10/8
			23	at L.A. Chargers, 9/17

FUMBLES

Total	4	at Buffalo, 12/17	0	Four times (last: at Carolina, 11/14)
	4	vs. Tampa Bay, 11/19		
Lost	2	at Kansas City, 12/24	0	10 times (last: vs. Buffalo, 12/31)
	2	vs. Tampa Bay, 11/19		

TIME OF POSSESSION

Game	36:09	vs. New England, 12/11	22:07	at Kansas City, 12/24
-------------	-------	------------------------	-------	-----------------------

OPPONENTS – TEAM

HIGHS

LOWS

FIRST DOWNS

Total	30	at Carolina, 11/13	14	Three times (last: vs. New England, 12/11)
Rushing	12	at Carolina, 11/13	2	vs. New England, 12/11
			2	vs. Tampa Bay, 11/19
Passing	19	at L.A. Chargers, 9/17	7	vs. Baltimore, 10/26
Penalty	5	at Buffalo, 12/31	1	vs. Denver, 12/3
	5	at New England, 11/26	1	vs. Atlanta, 10/15

TOTAL NET YARDS

Total	548	at Carolina, 11/13	188	vs. Tennessee, 10/8
--------------	-----	--------------------	-----	---------------------

RUSHING

Attempts	40	at Baltimore, 10/26	10	vs. New England, 12/11
Yards	294	at Carolina, 11/13	25	vs. New England, 12/11
Average	8.2	at Carolina, 11/13	2.2	vs. Tampa Bay, 11/19
Touchdowns	2	Three times (last: at Buffalo, 12/17)	0	Five times (last: vs. Denver, 12/3)

PASSING

Attempts	43	vs. New England, 12/11	22	at Baltimore, 10/26
Completions	31	at L.A. Chargers, 9/17	13	at Baltimore, 10/26
Interceptions	3	vs. Denver, 12/3	0	10 times (last: vs. Buffalo, 12/31)
Net Yards	323	at L.A. Chargers, 9/17	119	vs. Tennessee, 10/8
Touchdowns	4	at New England, 11/26	0	vs. Denver, 12/3
	4	at Carolina, 11/13		
Passer Rating	126.3	at N.Y. Jets, 9/24	30.5	vs. Denver, 12/3
Completion Percentage	79.5	at L.A. Chargers, 9/17	46.3	vs. Denver, 12/3
Times Sacked	6	vs. Tennessee, 10/8	0	at Carolina, 11/13
			0	at Baltimore, 10/26
Yards Lost	33	vs. Denver, 12/3	0	at Carolina, 11/13
			0	at Baltimore, 10/26



2017 REGULAR SEASON STATISTICS

PUNTS

Total	10	vs. Tennessee, 10/8	1	at Kansas City, 12/24
Yards	549	vs. Tennessee, 10/8	49	at Kansas City, 12/24
Long	71	vs. Tennessee, 10/8	43	at Carolina, 11/13
Gross Average	54.9	vs. Tennessee, 10/8	39.3	vs. Atlanta, 10/15
Net Average	50.2	vs. Tennessee, 10/8	31.6	vs. Denver, 12/3
Returns	7	vs. Tennessee, 10/8	0	at Kansas City, 12/24
			0	at Carolina, 11/13
Return Yards	56	vs. Denver, 12/3	0	at Kansas City, 12/24
			0	vs. New England, 11/26
			0	vs. Carolina, 11/13
Return Average	16.5	at Buffalo, 12/17	0	at New England, 11/26

PENALTIES

Total	12	vs. N.Y. Jets, 10/22	3	at Buffalo, 12/17
Yards	124	vs. N.Y. Jets, 10/22	28	at Buffalo, 12/17

FUMBLES

Total	4	at New England, 11/26	0	Six times (last: vs. Buffalo, 12/31)
Lost	2	vs. Tennessee, 10/8	0	11 times (last: vs. Buffalo, 12/31)

TIME OF POSSESSION

Game	37:53	at Kansas City, 12/24	23:51	vs. New England, 12/11
-------------	-------	-----------------------	-------	------------------------

IN 2017 MIAMI WAS...

4-1	when leading after the 1st quarter	2-6	in road games
3-0	when leading after the 2nd quarter	1-0	when playing in domes
2-0	when leading after the 3rd quarter	5-10	when playing outdoors
2-6	when behind after the 1st quarter	1-3	when playing on artificial turf
3-10	when behind after the 2nd quarter	5-7	when playing on natural grass
3-10	when behind after the 3rd quarter	2-4	after winning the coin toss
5-0	when Miami scores first	3-2	when scoring 21 points or more
5-6	when opponent scores first	3-8	when yielding 20 points or less
0-0	when tied at halftime	0-0	in overtime contests
4-4	in home games		

DRIVE PRODUCTION

	POSS	TD	FGM	FGA	PUNT	INT	FUM	DWNS	TIME	SAF
DOLPHINS	189	28	21	23	83	21	7	15	12	0
OPPONENTS	186	41	27	35	76	9	6	6	12	1

RED ZONE PRODUCTION

	POSS	TD	FGM	FGA	INT	FUM	DWNS	TIME	RZ PLAYS	RZ RUSH	RZ PASS
DOLPHINS	38	20	13	14	3	0	1	0	101	27	74
OPPONENTS	51	32	15	17	0	0	1	1	118	62	56



2017 REGULAR SEASON STATISTICS

TURNOVERS

GAME	TAKEAWAYS			GIVEAWAYS			DIFF	W/L
	INT	FUM	TOTAL	INT	FUM	TOTAL		
at L.A. Chargers	0	0	0	0	0	0	0	W
at N.Y. Jets	0	1	1	2	0	2	-1	L
NEW ORLEANS	0	0	0	1	0	1	-1	L
TENNESSEE	0	2	2	1	1	2	0	W
at Atlanta	1	0	1	1	0	1	0	W
N.Y. JETS	1	1	2	2	0	2	0	W
at Baltimore	0	0	0	2	0	2	-2	L
OAKLAND	1	1	2	0	1	1	1	L
at Carolina	0	0	0	1	0	1	-1	L
TAMPA BAY	0	0	0	3	2	5	-5	L
at New England	1	1	2	2	1	3	-1	L
DENVER	3	0	3	2	1	3	0	W
NEW ENGLAND	2	0	2	0	0	0	2	W
at Buffalo	0	0	0	3	0	3	-3	L
at Kansas City	0	0	0	0	2	2	-2	L
BUFFALO	0	0	0	1	0	1	-1	L
TOTAL	9	6	15	21	8	29	-14	

BLOCKS

	FGs	PATs	PUNTS	TOTAL
BY DOLPHINS	2	0	1	3
BY OPPONENTS	0	0	0	0

DOLPHINS BIG PLAYS

PASSING (25+ yards)		RUSHING (15+ yards)	
65t	J. Cutler to J. Grant at Kansas City, 12/24	69	D. Williams vs. Tampa Bay, 11/19
61t	M. Moore to K. Stills vs. Tampa Bay, 11/19	66t	K. Drake at Carolina, 11/13
49	M. Moore to J. Landry vs. Tampa Bay, 11/19	42t	K. Drake vs. Denver, 12/3
47	J. Cutler to K. Drake vs. New England, 12/11	42	K. Drake vs. Oakland, 11/5
45	M. Moore to K. Stills vs. Tampa Bay, 11/19	32	K. Drake vs. Buffalo, 12/31
36	J. Cutler to D. Parker at Buffalo, 12/17	31	K. Drake at Buffalo, 12/17
36	J. Cutler to K. Stills vs. N.Y. Jets, 10/22	31	K. Drake vs. New England, 12/11
36	J. Cutler to D. Parker at L.A. Chargers, 9/17	26	K. Drake vs. New England, 12/11
34	J. Cutler to D. Parker at Kansas City, 12/24	21	J. Ajayi at Baltimore, 10/26
31	J. Cutler to D. Parker at L.A. Chargers, 9/17	20	J. Ajayi at L.A. Chargers, 9/17
29	J. Cutler to A. Fasano vs. Denver, 12/3	19	K. Drake at Buffalo, 12/17
29	M. Moore to J. Landry vs. N.Y. Jets, 10/22	18	K. Drake at Kansas City, 12/24
29t	J. Cutler to K. Stills at L.A. Chargers, 9/17	18	J. Ajayi at Atlanta, 10/15
28	M. Moore to K. Stills at New England, 11/26	18	J. Ajayi at Atlanta, 10/15
28	M. Moore to K. Stills at Baltimore, 10/26	18	J. Ajayi at Atlanta, 10/15
28t	M. Moore to K. Stills vs. N.Y. Jets, 10/22	15	J. Ajayi at Atlanta, 10/15
27	J. Cutler to J. Thomas vs. Oakland, 11/5	15	J. Ajayi vs. New Orleans, 10/1
26	D. Fales to J. Landry vs. Buffalo, 12/31		
26	J. Cutler to J. Grant at Kansas City, 12/24		
26	J. Cutler to K. Stills vs. Tampa Bay, 11/19		
26	J. Cutler to D. Parker vs. Oakland, 11/5		
26	J. Cutler to D. Parker at N.Y. Jets, 9/24		
25t	J. Cutler to J. Grant vs. New England, 12/11		
25	J. Cutler to J. Landry vs. Denver, 12/3		
25	J. Cutler to J. Thomas vs. N.Y. Jets, 10/22		



2017 REGULAR SEASON STATISTICS

OPPONENTS BIG PLAYS

PASSING (25+ yards)		RUSHING (15+ yards)	
69t	J. McCown to R. Anderson at N.Y. Jets, 9/24	69	C. Newton at Carolina, 11/13
52	A. Smith to T. Hill at Kansas City, 12/24	44	D. Freeman at Atlanta, 10/15
44t	D. Carr to J. Holton vs. Oakland, 11/5	43	C. Artis-Payne at Carolina, 11/13
40t	M. Ryan to M. Hall at Atlanta, 10/15	26	B. Oliver at L.A. Chargers, 9/17
39	T. Brady to P. Dorsett at New England, 11/26	25	M. Murphy vs. Buffalo, 12/31
38	T. Brady to B. Cooks vs. New England, 12/11	25	D. Lewis at New England, 11/26
37	T. Brady to B. Cooks at New England, 11/26	25	D. Lewis at New England, 11/26
36	T. Siemian to V. Green vs. Denver, 12/3	25	B. Powell vs. N.Y. Jets, 10/22
35	A. Smith to O. Charles at Kansas City, 12/24	24	K. Hunt at Kansas City, 12/24
35	D. Carr to J. Cook vs. Oakland, 11/5	22	R. Burkhead at New England, 11/26
34t	J. Flacco to J. Maclin at Baltimore, 10/26	22	D. Lewis at New England, 11/26
33	A. Smith to T. Hill at Kansas City, 12/24	22t	M. Lynch vs. Oakland, 11/5
32t	C. Newton to D. Funchess at Carolina, 11/13	20	T. Coleman at Atlanta, 10/15
31	J. McCown to B. Powell vs. N.Y. Jets, 10/22	19	A. Collins at Baltimore, 10/26
31	D. Brees to B. Coleman vs. New Orleans, 10/1	19	A. Collins at Baltimore, 10/26
30	D. Brees to M. Thomas vs. New Orleans, 10/1	18	T. Taylor vs. Buffalo, 12/31
29	T. Taylor to C. Clay at Buffalo, 12/17	18	J. Stewart at Carolina, 11/13
29	R. Fitzpatrick to M. Evans vs. Tampa Bay, 11/19	17	T. Taylor at Buffalo, 12/17
29	D. Carr to S. Roberts vs. Oakland, 11/5	16	M. Tolbert vs. Buffalo, 12/31
29t	J. McCown to J. Kearse vs. N.Y. Jets, 10/22	16	C. McCaffrey at Carolina, 11/13
28t	C. Newton to D. Funchess at Carolina, 11/13	16	J. Stewart at Carolina, 11/13
27	D. Carr to J. Cook vs. Oakland, 11/5	15	T. Siemian vs. Denver, 12/3
27	J. Flacco to A. Collins at Baltimore, 10/26	15	J. Stewart at Carolina, 11/13
26t	T. Taylor to N. O'Leary vs. Buffalo, 12/31	15	M. Forte vs. N.Y. Jets, 10/22
26	T. Brady to D. Amendola vs. New England, 12/11		
26	D. Carr to A. Cooper vs. Oakland, 11/5		
26	J. McCown to E. Tomlinson vs. N.Y. Jets, 10/22		
25	A. Smith to C. West at Kansas City, 12/24		
25	T. Taylor to N. O'Leary at Buffalo, 12/17		
25	T. Siemian to C. Anderson vs. Denver, 12/3		

DOLPHINS BIG GAMES

100-YARD RUSHERS	100-YARD RECEIVERS	300-YARD PASSERS			
130	J. Ajayi at Atl., 10/15	180	K. Stills vs. TB, 11/19	311	J. Cutler vs. Oak., 11/5
122	J. Ajayi at LAC, 9/17	107	J. Grant at KC, 12/24		
120	K. Drake vs. Den., 12/3				
114	K. Drake vs. NE, 12/11				

OPPONENTS BIG GAMES

100-YARD RUSHERS	100-YARD RECEIVERS	300-YARD PASSERS			
113	A. Collins at Balt., 10/26	126	J. Cook vs. Oak., 11/5	331	P. Rivers at LAC, 9/17
112	D. Lewis at NE, 11/26	109	T. Hill at KC, 12/24	304	A. Smith at KC, 12/24
110	J. Stewart at Car., 11/13	100	K. Allen at LAC, 9/17	300	D. Carr vs. Oak., 11/5



2017 REGULAR SEASON STATISTICS

GAME-BY-GAME STARTERS (OFFENSE)

GAME	WR	LT	LG	C	RG	RT	TE	WR	QB	RB	WR
at LAC	Stills	Tunsil	Steen	Pouncey	Bushrod	James	J. Thomas	Parker	Cutler	Ajayi	Landry
at NYJ	Stills	Tunsil	Steen	Pouncey	Bushrod	James	J. Thomas	Parker	Cutler	Ajayi	Landry
NO	Stills	Tunsil	Steen	Pouncey	Bushrod	James	J. Thomas	Parker	Cutler	Ajayi	Landry
TEN	Stills	Tunsil	Steen	Pouncey	Bushrod	James	Fasano	Parker	Cutler	Ajayi	Landry
at Atl.	Stills	Tunsil	Steen	Pouncey	Bushrod	James	J. Thomas Fasano (TE)		Cutler	Ajayi	Landry
NYJ	Stills	Tunsil	Steen	Pouncey	Bushrod	James	J. Thomas Fasano (TE)		Cutler	Ajayi	Landry
at Balt.	Stills	Tunsil	Davis	Pouncey	Bushrod	James	J. Thomas Fasano (TE)		Moore	Ajayi	Landry
OAK	Stills	Tunsil	Davis	Pouncey	Bushrod	James	J. Thomas Fasano (TE)		Cutler	Williams	Landry
at Car.	Stills	Tunsil	Larsen	Pouncey	Bushrod	Davis	J. Thomas	Parker	Cutler	Williams	Landry
TB	Stills	Tunsil	Larsen	Pouncey	Bushrod	Davis	J. Thomas	Parker	Cutler	Williams	Landry
at NE	Stills	Tunsil	Larsen	Pouncey	Davis	Young	Drake (RB)	Parker	Moore	Williams	Landry
DEN	Stills	Tunsil	Larsen	Pouncey	Davis	Young	J. Thomas	Parker	Cutler	Drake	Landry
NE	Stills	Tunsil	Larsen	Pouncey	Davis	Young	J. Thomas	Parker	Cutler	Drake	Landry
at Buf.	Stills	Tunsil	Larsen	Pouncey	Davis	Young	J. Thomas	Parker	Cutler	Drake	Landry
at KC	Stills	Tunsil	Larsen	Pouncey	Davis	Young	Fasano	Parker	Cutler	Drake	Landry
BUF	Stills	Sterup	Larsen	Pouncey	Davis	Young	Fasano	Parker	Cutler	Drake	Landry

GAME-BY-GAME STARTERS (DEFENSE)

GAME	DE	DT	DT	DE	LB	LB	LB	CB	CB	S	S
at LAC	Branch	Suh	Phillips	Wake	Alonso	Hull	C. Allen	Maxwell	Howard	Jones	N. Allen
at NYJ	Branch	Suh	Godchaux	Wake	Alonso	Hull	McCain (CB)	Maxwell	Howard	Jones	N. Allen
NO	Branch	Suh	Godchaux	Wake	Alonso	Hull	Timmons	Tankersley	Howard	Jones	N. Allen
TEN	Branch	Suh	Godchaux	Wake	Alonso	Mauluga	Timmons	Tankersley	Howard	Jones	N. Allen
at Atl.	Branch	Suh	Phillips	Wake	Alonso	Mauluga	Timmons	Tankersley	Howard	Jones	N. Allen
NYJ	Branch	Suh	Phillips	Wake	Alonso	Timmons	McCain (CB)	Tankersley	Howard	Jones	N. Allen
at Balt.	Harris	Suh	Godchaux	Wake	Alonso	Mauluga	Timmons	Tankersley	Howard	Jones	N. Allen
OAK	Branch	Suh	Godchaux	Wake	Alonso	Mauluga	Timmons	Tankersley	Howard	Jones	M. Thomas
at Car.	Branch	Suh	Phillips	Wake	Alonso	Timmons	McCain (CB)	Tankersley	Howard	Jones	McDonald
TB	Branch	Suh	Phillips	Wake	Alonso	C. Allen	Timmons	Tankersley	Howard	Jones	McDonald
at NE	Branch	Suh	Phillips	Wake	Alonso	M. Thomas	Timmons	Tankersley	Howard	Jones	McDonald
DEN	Branch	Suh	Phillips	Wake	Alonso	McCain (CB)	Timmons	Tankersley	Howard	Jones	McDonald
NE	Branch	Suh	Phillips	Wake	Alonso	Verner (CB)	Timmons	McCain	Howard	Jones	McDonald
at Buf.	Harris	Suh	Phillips	Wake	Alonso	C. Allen	Timmons	McCain	Howard	Jones	McDonald
at KC	Branch	Suh	Phillips	Wake	Alonso	McCain (CB)	Timmons	Verner	Howard	Jones	McDonald
BUF	Branch	Suh	Phillips	Wake	Alonso	C. Allen	Timmons	Tankersley	Howard	Jones	McDonald

GAME-BY-GAME INACTIVES

at LAC	Tankersley	McTyer	Mauluga	Asiata	E. Smith	Young	Timmons
at NYJ	Tankersley	McTyer	Mauluga	Asiata	E. Smith	Young	Phillips
NO	McTyer	Maxwell	Mauluga	Asiata	E. Smith	Young	Phillips
TEN	M. Smith	McTyer	Maxwell	Anthony	Asiata	Young	Phillips
at Atl.	Parker	M. Smith	McTyer	Maxwell	Anthony	Asiata	Young
NYJ	Parker	M. Smith	Maxwell	Anthony	Asiata	Young	Taylor
at Balt.	Cutler	Parker	M. Smith	Anthony	Branch	Steen	Asiata
OAK	Fales	Anthony	Larsen	Asiata	Scott	Taylor	-
at Car.	Fales	Lucas	McTyer	Anthony	Asiata	Sterup	Scott
TB	Fales	Lucas	McTyer	D. Smith	Asiata	Sterup	Carroo
at NE	Cutler	M. Smith	McTyer	Asiata	Bushrod	Scott	Hayes
DEN	Moore	Williams	McTyer	Godchaux	Asiata	Bushrod	Derby
NE	Moore	Williams	Tankersley	Asiata	Bushrod	Malveaux	Derby
at Buf.	Moore	Williams	Tankersley	M. Thomas	Branch	Asiata	Bushrod
at KC	Moore	Williams	Tankersley	M. Thomas	Asiata	E. Smith	Duarte
BUF	Moore	Williams	Verner	Elston	Tunsil	E. Smith	Scott



2017 REGULAR SEASON STATISTICS

GAME-BY-GAME OFFENSE

	SCORE				1ST DOWN			3RD DOWN	4TH DOWN	NET YARDS			TO	PEN	PEN YDS	TOP			
	PTS	OPP PTS	DIFF	OT	TOTAL	RUSH	PASS	PEN	CONV	ATT	CONV	ATT					TOTAL	RUSH	PASS
at LAC	19	17	2	0	21	6	13	2	5	13	0	1	336	111	225	0	5	23	33:22
at NYJ	6	20	-14	0	16	0	12	4	1	12	0	3	225	30	195	2	8	51	23:52
NO	0	20	-20	0	11	3	7	1	1	8	0	1	186	58	128	1	11	90	25:32
TEN	16	10	6	0	12	5	7	0	5	15	0	0	178	100	78	2	5	23	29:45
at Atl	20	17	3	0	20	7	10	3	5	12	2	3	289	138	151	1	4	42	34:24
NYJ	31	28	3	0	25	3	16	6	5	13	0	0	357	53	304	2	9	76	31:58
at Balt.	0	40	-40	0	13	3	9	1	4	15	0	2	196	45	151	2	7	43	28:46
OAK	24	27	-3	0	23	4	15	4	5	12	0	1	395	86	309	1	11	107	29:04
at Car.	21	45	-24	0	17	3	12	2	7	12	0	1	313	100	213	1	7	57	24:21
TB	20	30	-10	0	18	1	15	2	6	13	0	1	448	83	365	5	17	123	28:11
at NE	17	35	-18	0	15	5	9	1	2	11	2	3	221	67	154	3	6	52	27:19
DEN	35	9	26	0	15	4	10	1	4	15	0	0	367	145	222	3	7	85	34:22
NE	27	20	7	0	21	6	13	2	4	14	1	1	362	120	242	0	8	102	36:09
at Buf.	16	24	-8	0	21	7	13	1	5	16	1	2	349	100	249	3	7	60	32:25
at KC	13	29	-16	0	15	4	11	0	0	8	0	2	345	59	286	2	11	75	22:07
BUF	16	22	-6	0	21	5	15	1	5	13	1	3	356	93	263	1	14	145	28:56
TOTALS	281	393	-112	0	284	66	187	31	64	202	7	24	4,923	1,388	3,535	29	137	1,154	29:25

GAME-BY-GAME DEFENSE

	SCORE				1ST DOWN			3RD DOWN	4TH DOWN	NET YARDS			TO	PEN	PEN YDS	TOP			
	PTS	OPP PTS	DIFF	OT	TOTAL	RUSH	PASS	PEN	CONV	ATT	CONV	ATT					TOTAL	RUSH	PASS
at LAC	17	19	-2	0	24	3	19	2	2	8	0	0	367	44	323	0	6	56	26:38
at NYJ	20	6	14	0	16	4	9	3	4	13	0	0	336	103	233	1	10	94	36:08
NO	20	0	20	0	22	4	16	2	6	13	1	2	347	86	261	0	8	71	34:28
TEN	10	16	-6	0	14	3	9	2	2	13	0	0	188	69	119	2	11	77	30:15
at Atl	17	20	-3	0	19	5	13	1	6	11	0	1	339	100	239	1	6	73	25:36
NYJ	28	31	-3	0	16	4	10	2	4	11	0	0	272	92	180	2	12	124	28:02
at Balt.	40	0	40	0	19	9	7	3	3	13	0	0	295	174	121	0	5	40	31:14
OAK	27	24	3	0	20	4	14	2	8	15	0	0	379	84	295	2	10	105	30:56
at Car.	45	21	24	0	30	12	16	2	11	14	0	0	548	294	254	0	6	37	35:39
TB	30	20	10	0	19	2	15	2	3	13	0	0	321	53	268	0	9	82	31:49
at NE	35	17	18	0	25	9	11	5	5	12	1	2	417	196	221	2	7	70	32:41
DEN	9	35	-26	0	14	3	10	1	1	13	0	1	270	103	167	3	9	57	25:38
NE	20	27	-7	0	14	2	9	3	0	11	0	0	248	25	223	2	9	78	23:51
at Buf.	24	16	8	0	21	9	10	2	7	15	0	1	328	116	212	0	3	28	27:35
at KC	29	13	16	0	23	7	12	4	8	16	0	1	404	103	301	0	5	40	37:53
BUF	22	16	6	0	23	8	10	5	5	12	0	0	312	126	186	0	6	45	31:04
TOTALS	393	281	112	0	319	88	190	41	75	203	2	8	5,371	1,768	3,603	15	122	1,077	30:35



2017 REGULAR SEASON STATISTICS

GAME-BY-GAME RUSHING

(CARRIES-YARDS GAINED-LONGEST-TOUCHDOWNS)

	DRAKE	AJAYI	WILLIAMS	CUTLER	PERRY	GRAY	GRANT	MOORE	FALES
at LAC	1(-3)-(-3)-0	28-122-20-0	0-0-0-0	2(-1)-0-0	0-0-0-0	0-0-0-0	0-0-0-0	DNP	NOR
at NYJ	1-0-0-0	11-16-8-0	2-5-8-0	1-9-9-0	0-0-0-0	0-0-0-0	0-0-0-0	DNP	NOR
NO	1-6-6-0	12-46-15-0	1-1-1-0	1-5-5-0	0-0-0-0	0-0-0-0	0-0-0-0	DNP	NOR
TEN	1-0-0-0	25-77-11-0	3-15-9-0	2-8-9-0	0-0-0-0	0-0-0-0	0-0-0-0	DNP	NOR
at Atl	0-0-0-0	26-130-18-0	4-9-5-0	1(-1)-(-1)-0	0-0-0-0	0-0-0-0	0-0-0-0	DNP	NOR
NYJ	0-0-0-0	23-51-11-0	2-2-2-0	0-0-0-0	0-0-0-0	0-0-0-0	0-0-0-0	0-0-0-0	NOR
at Balt.	6-22-12-0	13-23-21-0	0-0-0-0	Inactive	0-0-0-0	0-0-0-0	0-0-0-0	0-0-0-0	DNP
OAK	9-69-42-0	NOR	7-14-4-0	1-0-0-0	0-0-0-0	1-3-3-0	0-0-0-0	DNP	Inactive
at Car.	7-82-66t-1	NOR	9-19-11-0	1(-1)-(-1)-0	0-0-0-0	0-0-0-0	0-0-0-0	DNP	Inactive
TB	7-4-6-0	NOR	10-78-69-0	1-1-1-0	0-0-0-0	0-0-0-0	0-0-0-0	1-0-0-0	Inactive
at NE	9-20-13-0	NOR	8-38-11-0	Inactive	0-0-0-0	0-0-0-0	0-0-0-0	2-9-7-0	DNP
DEN	23-120-42t-1	NOR	Inactive	1-1-1-0	5-22-12-0	0-0-0-0	1-2-2-0	Inactive	0-0-0-0
NE	25-114-31-0	NOR	Inactive	4-4-6-0	0-0-0-0	1-2-2-0	0-0-0-0	Inactive	DNP
at Buf.	16-78-31-1	NOR	Inactive	2-8-6-0	0-0-0-0	2-7-5-0	1-7-7-0	Inactive	DNP
at KC	13-57-18-0	NOR	Inactive	2(-1)-0-0	0-0-0-0	0-0-0-0	1-3-3-0	Inactive	DNP
BUF	14-75-32-0	NOR	Inactive	0-0-0-0	3-8-5-0	1-2-2-0	0-0-0-0	Inactive	4-8-3-1

OTHERS: LANDRY: 1(-7)-(-7)-0 at L.A. Chargers (9/17).

GAME-BY-GAME RECEIVING

(RECEPTIONS-YARDS GAINED-LONGEST-TOUCHDOWNS)

	LANDRY	STILLS	PARKER	J. THOMAS	DRAKE	WILLIAMS	AJAYI	GRANT	FASANO
at LAC	13-78-18-0	2-37-29t-1	4-85-31-0	3-26-11-0	0-0-0-0	0-0-0-0	2-4-3-0	0-0-0-0	0-0-0-0
at NYJ	6-48-15-0	4-51-17-0	8-76-26-1	3-16-7-0	1-2-2-0	1-6-6-0	2-9-5-0	1-12-12-0	0-0-0-0
NO	6-40-11-0	3-13-6-0	6-69-21-0	2-29-23-0	2-5-4-0	0-0-0-0	1-8-8-0	0-0-0-0	0-0-0-0
TEN	5-44-17-1	1-13-13-0	1-6-6-0	1-15-15-0	0-0-0-0	1-13-13-0	2-2-2-0	1(-1)-(-1)-0	0-0-0-0
at Atl	8-62-11-1	4-49-18-1	Inactive	3-22-12-0	0-0-0-0	3-14-7-0	0-0-0-0	1-4-4-0	0-0-0-0
NYJ	7-93-29-1	6-85-36-2	Inactive	3-58-25-0	0-0-0-0	2-18-12-0	3-26-15-0	0-0-0-0	3-25-22-1
at Balt.	5-33-14-0	5-65-28-0	Inactive	2-2-3-0	0-0-0-0	1(-1)-(-1)-0	4-18-6-0	0-0-0-0	2-11-7-0
OAK	6-32-11-1	3-28-14-0	5-76-26-0	6-84-27-1	6-35-10-0	6-47-11-1	NOR	0-0-0-0	2-9-6-0
at Car.	5-42-19-1	5-67-21-0	6-66-24-0	2-8-6-1	2-10-5-0	2-20-15-0	NOR	0-0-0-0	0-0-0-0
TB	6-95-49-1	7-180-61t-1	4-26-17-0	4-30-11-0	1-10-10-0	1-24-24-0	NOR	0-0-0-0	0-0-0-0
at NE	8-70-15-0	3-47-28-0	1-5-5-0	5-52-17-0	3-27-17-1	3-14-7-0	NOR	0-0-0-0	0-0-0-0
DEN	5-62-25-0	5-98-23t-1	1-5-5-0	3-20-9t-1	3-21-13-0	Inactive	NOR	0-0-0-0	1-29-29-0
NE	8-46-10-2	2-18-11-0	4-40-15-0	2-11-6-0	5-79-47-0	Inactive	NOR	2-42-25t-1	1-17-17-0
at Buf.	10-99-17-0	1-8-8-0	6-89-36-0	2-15-11-0	6-35-11-0	Inactive	NOR	1-13-13-0	2-15-11-0
at KC	5-51-21-0	4-54-16-0	5-63-34-0	IR	0-0-0-0	Inactive	NOR	4-107-65t-1	0-0-0-0
BUF	9-92-26-1	3-34-16-0	6-64-24-0	IR	3-15-11-0	Inactive	NOR	3-26-13-0	1-1-1-0

OTHERS: CARRO: 1-21-21-0 vs. N.Y. Jets (10/22), 6-48-14-0 at Baltimore (10/26). **D. SMITH:** 3-27-13-0 vs. Buffalo (12/31). **DERBY:** 1-11-11-0 at Kansas City (12/24), 1-9-9-0 vs. Buffalo (12/31). **GRAY:** 1-10-10-0 vs. New England (12/11). **PERRY:** 1-3-3-0 vs. Buffalo (12/31).



2017 REGULAR SEASON STATISTICS

PLAYER PARTICIPATION																						
NAME	LAC	NYJ	NO	TEN	ATL	NYJ	BAL	OAK	CAR	TB	NE	DEN	NE	BUF	KC	BUF	GP	GS	DNP	INA		
Aikens, Walt	X	X															16	0	0	0		
Ajakai, Jay	RB	RB	RB	RB	RB	RB	RB	NOR	NOR	NOR	NOR	NOR	NOR	NOR	NOR	NOR	7	7	0	0		
Allen, Chase	LB	X	X	X	X	X	X	X	LB	X	X	X	LB	X	LB	LB	16	4	0	0		
Allen, Nate	S	S	S	S	S	S	S	IR	IR	IR	IR	IR	IR	IR	IR	IR	7	7	0	0		
Alonso, Kiko	LB	LB	LB	LB	LB	LB	LB	LB	LB	LB	LB	LB	LB	LB	LB	LB	16	16	0	0		
Anthony, Stephone	NOR	DNP	X	INA	INA	INA	INA	INA	INA	X	X	X	X	X	X	X	8	0	1	6		
Asiata, Isaac	INA	INA	INA	INA	INA	INA	INA	INA	INA	INA	INA	INA	INA	INA	INA	INA	1	0	0	15		
Barrow, Lamin	IR	IR	IR	IR	IR	IR	IR	IR	IR	IR	IR	IR	IR	IR	IR	IR	0	0	0	0		
Branch, Andre	DE	DE	DE	DE	DE	DE	DE	DE	DE	DE	DE	DE	DE	INA	DE	DE	14	14	0	2		
Brendel, Jake	X	X	X	X	X	X	X	X	X	X	X	X	X	X	X	X	16	0	0	0		
Bushrod, Jermon	RG	RG	RG	RG	RG	RG	RG	RG	RG	RG	INA	INA	INA	INA	IR	IR	10	10	0	4		
Calhoun, Taveze	NOR	NOR	NOR	NOR	NOR	NOR	NOR	NOR	NOR	NOR	NOR	NOR	NOR	NOR	PS	PS	0	0	0	0		
Carroo, Leonte	X	X	X	X	X	X	X	X	INA	X	X	X	X	X	NFI	NFI	14	0	0	1		
Cutler, Jay	QB	QB	QB	QB	QB	QB	INA	QB	QB	QB	INA	QB	QB	QB	QB	QB	14	14	0	2		
Davis, Jesse	X	X	X	X	X	X	LG	LG	RT	RT	RG	RG	RG	RG	RG	RG	16	10	0	0		
Denney, John	X	X	X	X	X	X	X	X	X	X	X	X	X	X	X	X	16	0	0	0		
Derby, A.J.	NOR	NOR	NOR	NOR	NOR	NOR	NOR	NOR	NOR	NOR	INA	INA	DNP	X	X	X	2	0	1	2		
Doughty, Brandon	PS	PS	PS	PS	PS	PS	PS	PS	PS	PS	PS	PS	PS	PS	PS	PS	0	0	0	0		
Drake, Kenyan	X	X	X	X	X	X	X	X	X	RB	RB	RB	RB	RB	RB	RB	16	6	0	0		
Duarte, Thomas	PS	PS	PS	PS	PS	PS	PS	PS	PS	PS	PS	PS	PS	PS	INA	DNP	0	0	1	1		
Elston, Trae	NOR	NOR	NOR	NOR	NOR	NOR	NOR	NOR	NOR	NOR	NOR	NOR	NOR	NOR	NOR	INA	0	0	0	1		
Fales, David	NOR	NOR	NOR	NOR	NOR	NOR	DNP	INA	INA	DNP	X	DNP	DNP	DNP	DNP	X	2	0	5	3		
Fasano, Anthony	X	X	TE	TE	TE	TE	TE	X	X	X	X	X	TE	TE	TE	TE	16	7	0	0		
Fede, Terrence	X	X	X	X	X	X	DE	X	X	X	X	X	X	X	X	X	16	0	0	0		
Ford, Isaiah	IR	IR	IR	IR	IR	IR	IR	IR	IR	IR	IR	IR	IR	IR	IR	IR	0	0	0	0		
Godchaux, Davon	X	DT	DT	DT	X	DT	DT	X	X	INA	X	X	X	X	X	X	15	5	0	1		
Grant, Jakeem	X	X	X	X	X	X	X	X	X	X	X	X	X	X	X	X	16	0	0	0		
Gray, MarQueis	X	X	X	X	X	X	X	X	X	X	X	X	X	X	X	X	16	0	0	0		
Haack, Matt	X	X	X	X	X	X	X	X	X	X	X	X	X	X	X	X	16	0	0	0		
Harris, Charles	X	X	X	X	X	DE	X	X	X	X	X	X	DE	X	X	X	16	2	0	0		
Hayes, William	X	X	X	X	X	X	X	X	INA	IR	IR	IR	IR	IR	IR	IR	10	0	0	1		
Hewitt, Neville	NOR	NOR	NOR	NOR	PS	PS	PS	PS	PS	PS	PS	PS	PS	PS	PS	PS	6	0	0	0		
Hickey, Sean	PS	PS	PS	PS	PS	PS	PS	PS	PS	PS	PS	PS	PS	PS	PS	PS	0	0	0	0		
Howard, Tracy	NOR	NOR	NOR	NOR	NOR	NOR	NOR	NOR	NOR	NOR	NOR	NOR	NOR	NOR	NOR	PS	0	0	0	0		
Howard, Xavien	CB	CB	CB	CB	CB	CB	CB	CB	CB	CB	CB	CB	CB	CB	CB	CB	16	16	0	0		
Hull, Mike	LB	LB	LB	X	X	X	X	X	X	X	X	X	X	X	X	X	16	3	0	0		
James, Ja'Wuan	RT	RT	RT	RT	RT	RT	RT	IR	IR	IR	IR	IR	IR	IR	IR	IR	8	8	0	0		
Jones, Reshad	S	S	S	S	S	S	S	S	S	S	S	S	S	S	S	S	16	16	0	0		
Landry, Jarvis	WR	WR	WR	WR	WR	WR	WR	WR	WR	WR	WR	WR	WR	WR	WR	WR	16	16	0	0		
Larsen, Ted	IR	IR	IR	IR	IR	IR	IR	IR	IR	IR	IR	IR	IR	IR	IR	IR	8	8	0	1		
Lewis, Malcolm	PS	PS	PS	PS	PS	PS	PS	PS	PS	PS	PS	PS	PS	PS	PS	PS	0	0	0	0		
Lippett, Tony	IR	IR	IR	IR	IR	IR	IR	IR	IR	IR	IR	IR	IR	IR	IR	IR	0	0	0	0		
Listenbee, Kolby	NOR	NOR	NOR	PS	PS	PS	PS	PS	PS	PS	PS	PS	NOR	NOR	NOR	NOR	0	0	0	0		
Lucas, Jordan	PS	PS	PS	X	X	X	X	INA	INA	X	X	X	X	X	X	X	11	0	0	2		
Malveaux, Cameron	PS	PS	PS	PS	PS	PS	PS	PS	PS	PS	PS	PS	INA	X	X	X	4	0	0	1		
March-Lillard, Justin	X	X	NOR	NOR	NOR	NOR	NOR	NOR	NOR	NOR	NOR	NOR	NOR	NOR	NOR	NOR	2	0	0	0		
Mausulogo, Rey	INA	INA	INA	LB	LB	X	LB	INA	NOR	NOR	NOR	NOR	NOR	NOR	NOR	NOR	6	4	0	3		
Maxwell, Byron	CB	CB	INA	INA	INA	INA	NOR	NOR	NOR	NOR	NOR	NOR	NOR	NOR	NOR	NOR	2	2	0	4		
McCain, Bobby	X	CB	X	X	CB	X	CB	X	CB	CB	CB	CB	CB	CB	CB	X	16	7	0	0		
McDonald, T.J.	SUS	SUS	SUS	SUS	SUS	SUS	SUS	S	S	S	S	S	S	S	S	S	8	8	0	0		
McMillan, Raekwon	IR	IR	IR	IR	IR	IR	IR	IR	IR	IR	IR	IR	IR	IR	IR	IR	0	0	0	0		
McTyler, Tony	INA	INA	INA	INA	INA	X	X	INA	INA	INA	INA	INA	X	X	X	X	7	0	0	9		
Misi, Koa	IR	IR	IR	IR	IR	IR	IR	IR	IR	IR	IR	IR	IR	IR	IR	IR	0	0	0	0		
Moore, Matt	DNP	DNP	DNP	DNP	DNP	X	QB	DNP	DNP	X	QB	INA	INA	INA	INA	INA	4	2	7	5		
Morgan, Drew	PS	PS	PS	PS	PS	PS	PS	PS	PS	PS	PS	PS	PS	PS	PS	PS	0	0	0	0		
Parker, DeVante	WR	WR	WR	WR	INA	INA	INA	X	WR	WR	WR	WR	WR	WR	WR	WR	13	12	0	3		
Parkey, Cody	X	X	X	X	X	X	X	X	X	X	X	X	X	X	X	X	16	0	0	0		
Perry, Senorise	X	X	X	X	X	X	X	X	X	X	X	X	X	X	X	X	16	0	0	0		
Phillips, Jordan	DT	INA	INA	INA	DT	DT	X	X	DT	DT	DT	DT	DT	DT	DT	DT	13	11	0	3		
Pouncey, Mike	C	C	C	C	C	C	C	C	C	C	C	C	C	C	C	C	16	16	0	0		
Radcliff, Brandon	NOR	NOR	NOR	NOR	NOR	NOR	NOR	NOR	NOR	NOR	NOR	NOR	NOR	NOR	PS	PS	0	0	0	0		
Reilly, Trevor	WR	WR	WR	WR	WR	WR	WR	WR	WR	WR	WR	WR	WR	WR	WR	WR	0	0	0	0		
Rivers, David	NOR	NOR	NOR	NOR	NOR	NOR	NOR	NOR	NOR	NOR	NOR	NOR	NOR	NOR	NOR	NOR	0	0	0	0		
Scott, Rashawn	PUP	PUP	PUP	PUP	PUP	PUP	PUP	INA	INA	X	INA	PS	PS	PS	INA	INA	1	0	0	4		
Smith, De'Veon	PS	PS	PS	PS	PS	PS	PS	PS	INA	PS	X	X	X	X	X	X	5	0	0	1		
Smith, Eric	INA	INA	INA	IR	IR	IR	IR	IR	IR	IR	IR	IR	IR	IR	INA	INA	0	0	0	5		
Smith, Maurice	X	X	X	INA	INA	INA	INA	X	X	X	INA	NFI	NFI	NFI	NFI	NFI	6	0	0	1		
Steen, Anthony	LG	LG	LG	LG	LG	LG	INA	IR	IR	IR	IR	IR	IR	IR	IR	IR	6	6	0	1		
Sterpur, Zach	NOR	NOR	NOR	NOR	NOR	NOR	NOR	INA	INA	X	X	X	X	X	X	X	6	1	0	2		
Tunali, Lawrence	DT	LT	LT	LT	LT	LT	LT	LT	LT	LT	LT	LT	LT	PS	WR	WR	16	16	0	0		
Verner, Alterraun	X	X	X	X	X	X	X	X	X	X	X	X	CB	X	CB	INA	15	2	0	1		
Wake, Cameron	DE	DE	DE	DE	DE	DE	DE	DE	DE	DE	DE	DE	DE	DE	DE	DE	16	16	0	0		
Williams, Damien	X	X	X	X	X	X	RB	RB	RB	RB	INA	INA	INA	INA	INA	INA	11	4	0	5		
Woodard, Jonathan	NOR	NOR	NOR	NOR	NOR	NOR	NOR	NOR	NOR	NOR	NOR	NOR	NOR	PS	PS	PS	0	0	0	0		
Wright, Gabe	PS	PS	PS	PS	PS	PS	PS	PS	PS	PS	PS	PS	PS	PS	PS	PS	1	0	0	0		
Young, Sam	INA	INA	INA	INA	INA	INA	X	X	X	RT	RT	RT	RT	RT	RT	RT	10	6	0	6		

POSITION IN CAPS = STARTER INA = INACTIVE SUS = SUSPENDED PS = PRACTICE SQUAD
 X = PLAYED/SUBSTITUTED IR = INJURED RESERVE NOR = NOT ON ROSTER DNP = DID NOT PLAY
 NFI = NON-FOOTBALL ILLNESS/INJURY PUP = PHYSICALLY UNABLE TO PERFORM



THE LAST TIME IT HAPPENED

THE LAST TIME (TEAM)

BY DOLPHINS		BY OPPONENT
34-31, at Buffalo, 12/24/16	WON IN OVERTIME	21-24, at Arizona, 9/30/12
31-28, vs. N.Y. Jets, 10/22/17	WON BY SCORING IN THE LAST 2 MINUTES	30-20, vs. Tampa Bay, 11/19/17
34-31, at Buffalo, 12/24/16	TIED BY SCORING IN THE LAST 2 MINUTES	21-24, at Arizona, 9/30/12
37-0, vs. San Diego, 11/2/14	SHUTOUT AN OPPONENT	0-40, at Baltimore, 10/26/17
35-9, vs. Denver, 12/3/17	WON BY 20+ POINTS	21-45, at Carolina, 11/13/17
24-23, vs. Buffalo, 12/4/05	WON AFTER TRAILING BY 20+ POINTS	34-46, vs. New Orleans, 10/25/09
38-10, at Tennessee, 10/18/15	HELD A 28+ POINT LEAD	21-45, at Carolina, 11/13/17
35-9, vs. Denver, 12/3/17	HELD A 21+ POINT LEAD	21-45, at Carolina, 11/13/17
21 (third quarter), at N.Y. Jets, 12/17/16	SCORED 20+ POINTS IN A QUARTER	21 (third quarter), at Carolina, 11/13/17
20 (second half), at Atlanta, 10/15/17	SCORED 20+ POINTS IN A HALF	20 (first half), at Kansas City, 12/24/17
22-9, vs. Buffalo, 11/13/14	HELD OPPONENT WITHOUT A TD	0-40, at Baltimore, 10/26/17
3 offense & 1 defense, vs. Denver, 12/3/17	SCORED TD ON OFFENSE AND DEFENSE	3 offense & 2 defense, at Baltimore, 10/26/17
1 offense, 1 defense, 2 special teams, at N.Y. Jets, 11/1/09	SCORED TD ON OFFENSE, DEFENSE & SPECIAL TEAMS	2 offense, 1 defense & 2 special teams, at New England, 10/4/10
Twice vs. Denver, 12/3/17	SCORED SAFETY	vs. Indianapolis, 12/26/15

THE LAST TIME (OFFENSE)

BY DOLPHINS		BY OPPONENT
Has never happened	600+ NET YARDS OF OFFENSE	622, vs. New England, 9/12/11
503, vs. Houston, 10/25/15	500+ NET YARDS OF OFFENSE	548, at Carolina, 11/13/17
448, vs. Tampa Bay, 11/19/17	400+ NET YARDS OF OFFENSE	404, at Kansas City, 12/24/17
315, vs. Baltimore, 11/11/73	300+ NET RUSHING YARDS	305, at Pittsburgh, 12/18/88
261, at Buffalo, 12/24/16	200+ NET RUSHING YARDS	294, at Carolina, 11/13/17
206, Jay Ajayi, at Buffalo, 12/24/16	200-YARD RUSHING GAME	203, Rueben Mayes, vs. New Orleans, 12/7/86
206, Jay Ajayi, at Buffalo, 12/24/16	150-YARD RUSHING GAME	166, Chris Ivory, vs. N.Y. Jets, 10/4/15
114, Kenyan Drake, vs. New England, 12/11/17	100-YARD RUSHING GAME	112, Dion Lewis, at New England, 11/26/17
Mercury Morris (125) and Don Nottingham (102), at Green Bay, 10/5/75	TWO 100-YARD RUSHERS	LeSean McCoy (112) and Karlos Williams (110), at Buffalo, 11/8/15
Kenyan Drake, 120, vs. Denver, 12/3/17, 114, vs. New England, 12/11/17	CONSECUTIVE 100-YARD RUSHING GAMES	C.J. Anderson, 167, at Denver, 11/23/14 and Chris Johnson, 105, at N.Y. Jets, 12/1/14
Jay Ajayi (206) and Damien Williams (56), at Buffalo, 12/24/16	COMBINED 200-YARDS RUSHING BY 2 PLAYERS	Jonathan Stewart (110) and Cam Newton (95), at Carolina, 11/13/17
32, Jay Ajayi, at Buffalo, 12/24/16	30+ CARRIES	32, Knile Davis, vs. Kansas City, 9/21/14
25, Kenyan Drake, vs. New England, 12/11/17	25+ CARRIES	29, Kareem Hunt, at Kansas City, 12/24/17



THE LAST TIME (OFFENSE)

BY DOLPHINS		BY OPPONENT
85t, Lamar Miller, vs. Houston, 10/25/15	80+ YARD RUSHING PLAY	Has never happened
69, Damien Williams, vs. Tampa Bay, 11/19/17	60+ YARD RUSHING PLAY	69, Cam Newton, at Carolina, 11/13/17
42t, Kenyan Drake, vs. Denver, 12/3/17	40+ YARD RUSHING PLAY	69, Cam Newton, at Carolina, 11/13/17 43, Cameron Artis-Payne, at Carolina, 11/13/17
2, Jay Ajayi, vs. Pittsburgh, 10/16/16	2+ RUSHING TOUCHDOWNS	2, Marshawn Lynch, vs. Oakland, 11/5/17
442, at Cincinnati, 10/1/95	400+ NET PASSING YARDS (TEAM)	419, at Indianapolis, 11/4/12
365, vs. Tampa Bay, 11/19/17	300+ NET PASSING YARDS (TEAM)	301, at Kansas City, 12/24/17
58, Ryan Tannehill, at N.Y. Jets, 11/29/15	50+ PASS ATTEMPTS	56, Tom Brady, vs. New England, 9/7/14
42, David Fales, vs. Buffalo, 12/31/17	40+ PASS ATTEMPTS	43, Tom Brady, vs. New England, 12/11/17
34, Jay Cutler, vs. Oakland, 11/5/17	30+ COMPLETIONS	31, Philip Rivers, at L.A. Chargers, 9/17/17
29, David Fales, vs. Buffalo, 12/31/17	25+ COMPLETIONS	25, Alex Smith, at Kansas City, 12/24/17
at Kansas City, 12/24/17	NO SACKS ALLOWED	at Carolina, 11/13/17
158.3, Ryan Tannehill, at Houston, 10/25/15	PERFECT PASSER RATING (158.3) <i>(MIN. 20 ATTEMPTS)</i>	158.3, Geno Smith, vs. N.Y. Jets, 12/28/14
311, Jay Cutler, vs. Oakland, 11/5/17	300+ YARD PASSER	304, Alex Smith, at Kansas City, 12/24/17
Ryan Tannehill, 389, at New England, 9/18/16 and 319, vs. Cleveland, 9/25/16	CONSECUTIVE 300+ YARD PASSING GAMES	Philip Rivers, 331, at San Diego, 12/14/15 and Eli Manning, 337, vs. N.Y. Giants, 12/20/15
4, Matt Moore, at N.Y. Jets, 12/17/16	4+ TD PASSES	4, Tom Brady, at New England, 11/26/17
3, Jay Cutler, vs. New England, 12/11/17	3+ TD PASSES	4, Tom Brady, at New England, 11/26/17
15, Chris Chambers, vs. Buffalo, 12/4/05	15+ RECEPTIONS	15, Isaac Bruce, at St. Louis, 12/24/95
10, Jarvis Landry, at Buffalo, 12/17/17	10+ RECEPTIONS	10, Alvin Kamara, vs. New Orleans, 10/1/17
253, Brian Hartline, at Arizona, 9/30/12	200-YARD RECEIVER	221, Eric Decker, vs. N.Y. Jets, 12/28/14
180, Kenny Stills, vs. Tampa Bay, 11/19/17	150-YARD RECEIVER	151, Julian Edelman, vs. New England, 1/1/17
107, Jakeem Grant, at Kansas City, 12/24/17	100-YARD RECEIVER	109, Tyreek Hill, at Kansas City, 12/24/17
Jarvis Landry (137) and DeVante Parker (106) at New England, 9/18/16	TWO 100-YARD RECEIVERS IN SAME GAME	Calvin Johnson (113) and Golden Tate (109) at Detroit, 11/9/14
Jarvis Landry, 103, vs. Arizona, 12/11/16 and 108, at N.Y. Jets, 12/17/16	CONSECUTIVE 100-YARD RECEIVING GAMES	Sammy Watkins, 154, at Buffalo, 12/24/16; Julian Edelman, 151, vs. New England, 1/1/17; Keenan Allen, 100, at L.A. Chargers, 9/17/17
Jakeem Grant, 101 (first half), at Kansas City, 12/24/17	100-YARDS RECEIVING IN A HALF	Jared Cook, 113 (first half), vs. Oakland, 11/5/17
Has never happened	90+ YARD PASSING PLAY	99t, Tom Brady to Wes Welker, vs. New England, 9/12/11
80, Ryan Tannehill to Brian Hartline, at Arizona, 9/30/12	80+ YARD PASSING PLAY	84, Eli Manning to Odell Beckham Jr., vs. N.Y. Giants, 12/14/15
65t, Jay Cutler to Jakeem Grant, at Kansas City, 12/24/17	60+ YARD PASSING PLAY	69, Josh McCown to Robby Anderson, at N.Y. Jets, 9/24/17
65t, Jay Cutler to Jakeem Grant, at Kansas City, 12/24/17	50+ YARD PASSING PLAY	52, Alex Smith to Tyreek Hill, at Kansas City, 12/24/17
65t, Jay Cutler to Jakeem Grant, at Kansas City, 12/24/17	40+ YARD PASSING PLAY	52, Alex Smith to Tyreek Hill, at Kansas City, 12/24/17



THE LAST TIME (OFFENSE)

BY DOLPHINS		BY OPPONENT
3, Lamar Thomas, vs. Denver, 12/21/98	3+ TD RECEPTIONS	3, Danny Woodhead, at San Diego, 12/20/15
2, Jarvis Landry, vs. New England, 12/11/17	2+ TD RECEPTIONS	2, Rob Gronkowski, at New England, 11/26/17
Kenyan Drake (114 rushing and 79 receiving), vs. New England, 12/11/17	LED TEAM IN RUSHING & RECEIVING IN SAME GAME	C.J. Anderson (67 rushing and 43 receiving), vs. Denver, 12/3/17
Jay Ajayi (214 rushing) and Kenny Stills (100 receiving) vs. Buffalo, 10/23/16	100-YARD RUSHER & 100-YARD RECEIVER IN SAME GAME	LeSean McCoy (128 rushing) and Sammy Watkins (154 receiving) at Buffalo, 12/24/16
Dan Marino (307 passing), Mark Higgs (131 rushing) and Tony Martin (106 receiving) vs. Tampa Bay, 12/1/91	100-YARD RUSHER, 100-YARD RECEIVER & 300-YARD PASSER IN SAME GAME	Tyrod Taylor (329 passing), LeSean McCoy (128 rushing), Sammy Watkins (154 receiving), at Buffalo, 12/24/16
Damien Williams (1 rushing, 1 receiving), at San Diego, 11/13/16	1+ RUSHING TD & 1+ RECEIVING TD IN SAME GAME	LeSean McCoy (1 rushing, 1 receiving), at Buffalo, 12/17/17
David Fales (1 passing, 1 rushing), vs. Buffalo, 12/31/17	1+ PASSING TD & 1+ RUSHING TD IN SAME GAME	Tyrod Taylor (1 passing, 1 rushing), at Buffalo, 12/17/17
vs. New England, 12/11/17	NO TURNOVERS	vs. Buffalo, 12/31/17
vs. N.Y. Jets, 10/22/17	TD SCORED ON FIRST DRIVE	vs. Buffalo, 12/31/17
Kenyan Drake, vs. Oakland, 11/5/17	SUCCESSFUL 2-POINT CONVERSION	Tom Brady to Julian Edelman, vs. New England, 1/1/17
vs. Buffalo, 12/31/17	FAILED 2-POINT CONVERSION	vs. Buffalo, 12/31/17

THE LAST TIME (DEFENSE)

BY DOLPHINS		BY OPPONENT
76, vs. Buffalo, 10/21/73	HELD OPPONENT UNDER 100 YARDS OF TOTAL OFFENSE	88, at New England, 10/12/80
118, vs. Buffalo, 9/21/03	HELD OPPONENT UNDER 150 YARDS OF TOTAL OFFENSE	103, at Buffalo, 12/22/13
188, vs. Tennessee, 10/8/17	HELD OPPONENT UNDER 200 YARDS OF TOTAL OFFENSE	196, at Baltimore, 10/26/17
248, vs. New England, 12/11/17	HELD OPPONENT UNDER 300 YARDS OF TOTAL OFFENSE	221, at New England, 11/26/17
25, vs. New England, 12/11/17	HELD OPPONENT UNDER 30 YARDS RUSHING	12, at N.Y. Jets, 11/29/15
25, vs. New England, 12/11/17	HELD OPPONENT UNDER 50 YARDS RUSHING	45, at Baltimore, 10/26/17
25, vs. New England, 12/11/17	HELD OPPONENT UNDER 75 YARDS RUSHING	59, at Kansas City, 12/24/17
25, vs. New England, 12/11/17	HELD OPPONENT UNDER 100 YARDS RUSHING	93, vs. Buffalo, 12/31/17
49, at N.Y. Jets, 12/1/14	HELD OPPONENT UNDER 100 YARDS NET PASSING	78, vs. Tennessee, 10/8/17
125, vs. Arizona, 12/11/16	HELD OPPONENT UNDER 150 YARDS NET PASSING	78, vs. Tennessee, 10/8/17
Louis Delmas (81) and Brent Grimes (22), at Jacksonville, 10/26/14	2+ INTERCEPTION RETURNS FOR TOUCHDOWNS BY TEAM IN SAME GAME	Darren Sharper (42) and Tracy Porter (54), vs. New Orleans, 10/25/09



THE LAST TIME (DEFENSE)

BY DOLPHINS		BY OPPONENT
30t, Xavien Howard, vs. Denver, 12/3/17	INTERCEPTION RETURN FOR A TD	65t, Justin Simmons, vs. Denver, 12/3/17
3, Sam Madison, vs. Tennessee, 11/7/99	3+ INTERCEPTIONS	3, Nate Clements, at Buffalo, 10/20/02
2, Xavien Howard, vs. New England, 12/11/17	2+ INTERCEPTIONS	2, Preston Brown, vs. Buffalo, 9/27/15
8, at Arizona, 9/30/12	7+ SACKS BY TEAM	7, at New England, 11/26/17
6, vs. Tennessee, 10/8/17	6+ SACKS BY TEAM	7, at New England, 11/26/17
6, vs. Tennessee, 10/8/17	5+ SACKS BY TEAM	7, at New England, 11/26/17
4, Cameron Wake, at Tennessee, 10/18/15	4+ SACKS	Has never happened
4, Cameron Wake, at Tennessee, 10/18/15	3+ SACKS	3.5, Elvis Dumervil, vs. Baltimore, 12/7/14
2.5, Cameron Wake, vs. N.Y. Jets, 10/22/17	2+ SACKS	2, Trey Flowers and Elandon Roberts, at New England, 11/26/17
14t, Reshad Jones, at New England, 11/26/17	FUMBLE RECOVERED FOR TOUCHDOWN	0t, Adarius Glanton, vs. Tampa Bay, 11/19/17

THE LAST TIME (SPECIAL TEAMS)

BY DOLPHINS		BY OPPONENT
96t, Kenyan Drake, vs. N.Y. Jets, 11/6/16	KICKOFF RETURN FOR A TD	102t, C.J. Spiller, at Buffalo, 9/14/14
94t, Mercury Morris, at New England, 12/5/71	KICKOFF RETURN FOR A TD ON OPENING KICKOFF	101t, Jacoby Ford, at Oakland, 11/28/10
78, Kenyan Drake, vs. San Francisco, 11/27/16	50+ YARD KICKOFF RETURN	87, Chris Owusu, vs. N.Y. Jets, 12/28/14
74t, Jakeem Grant, vs. Tennessee, 10/9/16	PUNT RETURN FOR A TD	79t, Leodis McKelvin, at Buffalo, 11/15/12
74t, Jakeem Grant, vs. Tennessee, 10/9/16	50+ YARD PUNT RETURN	57, Jeremy Kerley, at N.Y. Jets, 11/29/15
Walt Aikens, at N.Y. Jets, 12/17/16	BLOCKED PUNT RECOVERED FOR A TD	Chris Burkett, vs. N.Y. Jets, 9/29/91
Terrence Fede, vs. Denver, 12/3/17	BLOCKED PUNT	Boobie Dixon, at Buffalo, 9/14/14
Walt Aikens return of blocked PAT, vs. Arizona, 12/11/16	DEFENSIVE 2-POINT CONVERSION ON PAT	Has never happened
Jordan Phillips, vs. Arizona, 12/11/16	BLOCKED PAT	Donald Penn, vs. Tampa Bay, 11/15/09
Cody Parkey, vs. Oakland, 11/5/17	MISSED (NOT BLOCKED) PAT	Chandler Catanzaro, at Arizona, 12/11/16
Vincent Taylor, at Baltimore, 10/26/17	BLOCKED FIELD GOAL	Daniel McCullers, vs. Pittsburgh, 10/16/16
47t, Curtis Johnson, vs. Green Bay, 12/19/71	BLOCKED FIELD GOAL RETURNED FOR TD	62t, Kyle Arrington, vs. New England, 12/14/14
6, Dan Carpenter, at Oakland, 11/28/10	6+ FIELD GOALS ATTEMPTED	6, Harrison Butker, at Kansas City, 12/24/17
5, Andrew Franks, vs. Pittsburgh, 10/16/16	5+ FIELD GOALS ATTEMPTED	6, Harrison Butker, at Kansas City, 12/24/17
4, Cody Parkey, at L.A. Chargers, 9/17/17	4+ FIELD GOALS ATTEMPTED	6, Harrison Butker, at Kansas City, 12/24/17
3, Cody Parkey, at Kansas City, 12/24/17	3+ FIELD GOALS ATTEMPTED	3, Stephen Hauschka, vs. Buffalo, 12/31/17
6, Olindo Mare, at New England, 10/17/99	6+ FIELD GOALS MADE	Never happened
5, Dan Carpenter, at Cincinnati, 10/31/10	5+ FIELD GOALS MADE	5, Harris Butker, at Kansas City, 12/24/17
4, Cody Parkey, at L.A. Chargers, 9/17/17	4+ FIELD GOALS MADE	5, Harris Butker, at Kansas City, 12/24/17
3, Cody Parkey, at Buffalo, 12/17/17	3+ FIELD GOALS MADE	3, Stephen Hauschka, vs. Buffalo, 12/31/17
vs. Buffalo, 12/31/17	SUCCESSFUL ONSIDE KICK	at Buffalo, 12/18/11
vs. Oakland, 11/5/17	FAILED ONSIDE KICK ATTEMPT	vs. New England, 12/11/17



2018 PRESEASON STATISTICS

PRESEASON RESULTS (0-3)

DATE	OPPONENT	SCORE	W/L	ATTENDANCE
Aug. 9	TAMPA BAY	24-26	L	51,042
Aug. 17	at Carolina	20-27	L	72,200
Aug. 25	BALTIMORE	10-27	L	60,071
Aug. 30	at Atlanta	34-7	W	71,192

TEAM STATISTICS

	DOLPHINS	OPPONENTS
TOTAL FIRST DOWNS	79	82
Rushing	21	34
Passing	49	41
Penalty	9	7
3rd Down: Made/Att	13/54	21/54
3rd Down Pct.	24.1%	38.9%
4th Down: Made/Att	4/8	2/3
4th Down Pct.	50.0%	66.7%
POSSESSION AVG.	28:56	31:04
TOTAL NET YARDS	1,291	1,415
Avg. Per Game	322.8	353.8
Total Plays	264	267
Avg. Per Play	4.9	5.3
NET YARDS RUSHING	405	606
Avg. Per Game	101.3	151.5
Total Rushes	87	123
NET YARDS PASSING	886	809
Avg. Per Game	221.5	202.3
Sacked/Yards Lost	12/71	10/55
Gross Yards	957	864
Attempts/Completions	165/106	134/85
Completion Pct.	64.2%	63.4%
Had Intercepted	5	4
PUNTS/AVERAGE	18/48.3	21/47.1
NET PUNTING AVG.	42.1	42.1
PENALTIES/YARDS	26/198	29/259
FUMBLES/BALL LOST	7/2	2/1
TOUCHDOWNS	8	11
Rushing	4	8
Passing	4	3
Returns	0	0

SCORE BY QUARTERS

	Q1	Q2	Q3	Q4	OT	TOTAL
Dolphins	30	23	16	19	0	88
Opponents	12	27	21	27	0	87

RUSHING

	NO.	YDS.	AVG.	LG	TD
K.Drake	15	102	6.8	34	0
G.Howell	14	76	5.4	31	1
K.Ballage	14	62	4.4	14	1
S.Perry	13	61	4.7	15	1
B.Radcliff	15	56	3.7	13	0
B.Petty	1	15	15	15t	1
D.Fales	4	13	3.3	13	0
J.Langford	7	12	1.7	5	0
B.Osweiler	2	10	5	5	0
R.Tannehill	1	0	0.0	0	0
F.Gore	1	-2	-2.0	-2	0
DOLPHINS	87	405	4.7	34	4
OPPONENTS	123	606	4.9	71T	8



2018 PRESEASON STATISTICS

PASSING													
	ATT	CMP	YDS	CMP%	YDS/ATT	TD	TD%	INT	INT%	LONG	SACK	LOST	RATING
B.Osweiler	66	41	321	62.1%	4.9	2	3.0%	1	1.5%	21	8	50	77.9
D.Fales	47	27	278	57.4%	5.9	0	0.0%	3	6.4%	45	2	7	48.0
R.Tannehill	39	29	247	74.4%	6.3	1	2.6%	0	0.0%	36	2	14	99.0
B.Petty	13	9	111	69.2%	8.5	1	7.7%	1	7.7%	23	0	0	88.9
DOLPHINS	165	106	957	64.2%	5.8	4	2.4%	5	3.0%	45	12	71	75.2
OPPONENTS	134	85	864	63.4%	6.4	3	2.2%	4	3.0%	39	10	55	76.8

RECEIVING					
	NO.	YDS.	AVG.	LG	TD
A.Wilson	9	80	8.9	16	0
F.Owusu	7	111	15.9	45	1
I.Ford	7	70	10.0	18	1
T.Duarte	7	50	7.1	13	0
J.Langford	7	32	4.6	9	0
K.Ballage	6	60	10.0	18	0
G.Howell	6	53	8.8	21	1
S.Perry	6	42	7.0	12	0
R.Scott	5	72	14.4	38	0
J.Grant	5	52	10.4	12	0
K.Stills	5	48	9.6	15	0
K.Drake	5	47	9.4	36	0
D.Amendola	5	40	8.0	16t	1
D.Morgan	5	24	4.8	8	0
L.Carroo	4	39	9.8	15	0
M.Lewis	4	30	7.5	9	0
D.Smythe	3	33	11.0	21	0
G.Escobar	3	27	9.0	13	0
B.Radcliff	3	22	7.3	9	0
A.Derby	2	14	7.0	8	0
M.Gesicki	1	10	10.0	10	0
F.Gore	1	1	1.0	1	0
DOLPHINS	106	957	9.0	45	4
OPPONENTS	85	864	10.2	39	3

INTERCEPTIONS					
	NO.	YDS.	AVG.	LG	TD
X.Howard	1	39	39.0	39	0
S.Anthony	1	19	19.0	19	0
J.Lucas	1	15	15.0	15	0
M.Smith	1	1	1.0	1	0
DOLPHINS	4	74	18.5	39	0
OPPONENTS	5	27	5.4	25	0

PUNTING								
	NO.	YDS.	AVG.	NET	TB	IN 20	LG	BLK
Haack	18	869	48.3	42.1	2	4	61	0
DOLPHINS	18	869	48.3	42.1	2	4	61	0
OPPONENTS	21	990	47.1	42.1	2	4	66	0

PUNT RETURNS						
	RET.	FC	YDS.	AVG.	LG	TD
D.Morgan	9	3	41	4.6	12	0
J.Grant	2	1	25	12.5	17	0
DOLPHINS	11	4	66	6.0	17	0
OPPONENTS	8	5	72	9.0	13	0



2018 PRESEASON STATISTICS

KICKOFF RETURNS

	NO.	YDS.	AVG.	LG	TD
J.Davis	6	158	26.3	32	0
T.McTyer	2	45	22.5	23	0
J.Grant	1	25	25	25	0
K.Ballage	1	23	23	23	0
DOLPHINS	10	251	25.1	32	0
OPPONENTS	12	240	20	30	0

FIELD GOALS

	1-19	20-29	30-39	40-49	50+
J.Sanders	0/0	3/3	2/2	1/1	1/3
G.Joseph	0/0	0/0	1/1	1/1	1/1
DOLPHINS	0/0	3/3	3/3	2/2	2/4
OPPONENTS	0/0	4/4	0/0	0/1	0/3

SCORING

	TOTAL	TDR	TDP	TDRT	PAT	FG	2-PT	PTS
J.Sanders	0	0	0	0	4/4	7/9	0	25
G.Howell	2	1	1	0	0/0	0/0	0	12
G.Joseph	0	0	0	0	2/2	3/3	0	11
I.Ford	1	0	1	0	0/0	0/0	1	8
F.Owusu	1	0	1	0	0/0	0/0	0	6
D.Amendola	1	0	1	0	0/0	0/0	0	6
S.Perry	1	1	0	0	0/0	0/0	0	6
B.Petty	1	1	0	0	0/0	0/0	0	6
K.Ballage	1	1	0	0	0/0	0/0	0	6
J.Langford	0	0	0	0	0/0	0/0	1	2
DOLPHINS	8	4	4	0	6/6	10/12	2	88
OPPONENTS	11	8	3	0	9/10	4/8	0	87

TWO-POINT CONVERSIONS

I. Ford 1, (reception), J. Langford 1 (rush).

DOLPHINS 2/2, OPPONENTS: 0/1

SACKS

R.Quinn 3.0, V.Taylor 1.5, C.Mathieu 1.0, C.Harris 1.0, J.Lucas 1.0, J.Woodard 1.0, J.Phillips 1.0, M.Smith 0.5

DOLPHINS 10.0, OPPONENTS: 11.0

DEFENSE

PLAYER	SOLO	ASST	TOT	SACKS	YDS	TFL	QBH	INT	PD	FF	FR
Jerome Baker	6	9	15	0	0	1	0	0	0	0	0
Chase Allen	9	5	14	0	0	2	1	0	0	1	0
Kiko Alonso	8	6	14	0	0	1	0	0	0	0	0
Maurice Smith	6	8	14	0.5	0.5	1	1	1	1	0	0
Cordrea Tankersley	9	1	10	0	0	0	0	0	0	0	0
Quentin Poling	7	3	10	0	0	0	0	0	1	0	0
Frank Ginda	7	3	10	0	0	2	0	0	0	0	0
Vincent Taylor	6	4	10	1.5	10.5	2	2	0	1	0	0
Jordan Lucas	6	4	10	1	5	3	1	1	2	0	1
Minkah Fitzpatrick	4	5	9	0	0	0	0	0	1	0	0
Jonathan Woodard	8	0	8	1	5	2	3	0	0	0	0
Terence Garvin	5	3	8	0	0	3	0	0	0	0	0
T.J. McDonald	4	4	8	0	0	1	0	0	1	0	0
Cornell Armstrong	6	1	7	0	0	0	0	0	0	0	0
Torry McTyer	5	1	6	0	0	0	0	0	2	0	0
Taveze Calhoun	3	3	6	0	0	0	0	0	0	0	0
Robert Quinn	4	1	5	3	20	3	3	0	0	0	0
Walt Aikens	4	1	5	0	0	0	0	0	1	0	0
Jalen Davis	4	1	5	0	0	0	0	0	1	0	0
Reshad Jones	4	1	5	0	0	0	0	0	0	0	0



2018 PRESEASON STATISTICS

DEFENSE											
PLAYER	SOLO	ASST	TOT	SACKS	YDS	TFL	QBH	INT	PD	FF	FR
Jamiyus Pittman	4	1	5	0	0	0	2	0	0	0	0
Claudy Mathieu	3	2	5	1	6	1	2	0	0	0	0
Anthony Moten	3	2	5	0	0	0	2	0	0	0	0
Kendall Langford	3	2	5	0	0	1	0	0	0	0	0
Cameron Wake	2	3	5	0	0	0	0	0	0	0	0
Raekwon McMillan	2	3	5	0	0	1	0	0	0	0	0
Davon Godchaux	1	4	5	0	0	0	0	0	0	0	0
Cayson Collins	3	1	4	0	0	1	0	0	0	0	0
Charles Harris	2	2	4	1	5	1	1	0	0	0	0
Trae Elston	2	2	4	0	0	0	0	0	1	0	0
Jordan Phillips	1	3	4	1	3	1	1	0	0	0	0
Tony Lippett	3	0	3	0	0	0	0	0	0	0	0
Xavien Howard	2	1	3	0	0	0	0	1	1	0	0
Cameron Malveaux	2	1	3	0	0	0	2	0	1	0	0
Bobby McCain	2	1	3	0	0	0	0	0	0	0	0
Quincy Redmon	2	1	3	0	0	0	0	0	0	0	0
Stephone Anthony	1	2	3	0	0	0	0	1	1	0	0
Akeem Spence	1	2	3	0	0	0	1	0	0	0	0
Andre Branch	1	0	1	0	0	1	1	0	0	0	0
Johnathan Alston	0	1	1	0	0	0	0	0	0	0	0
Gabe Wright	0	1	1	0	0	0	1	0	0	0	0

NOTE: Special teams and miscellaneous tackles not included above.

DEFENSIVE TOUCHDOWNS: None.

MISCELLANEOUS TACKLES: Ford 2, Osweiler 1, J. Langford 1, Scott 1.

SACKS:

Quinn (3.0) – 2 at Carolina (8/17), 1 vs. Baltimore (8/25)
 Taylor (1.5) – 1 vs. Tampa Bay (8/9), 0.5 vs. Baltimore (8/25)
 Harris (1.0) – 1 at Carolina (8/17)
 Phillips (1.0) – 1 vs. Baltimore (8/25)
 Lucas (1.0) – 1 at Atlanta (8/30)
 Woodard (1.0) – 1 at Atlanta (8/30)
 Mathieu (1.0) – 1 at Atlanta (8/30)
 Smith (0.5) – 0.5 vs. Baltimore (8/25)

SPECIAL TEAMS								
	SOLO	ASST	TOTAL	FF	FR	BFG	BPAT	BPNT
Terence Garvin	1	3	4	0	0	0	0	0
Jordan Lucas	2	1	3	0	0	0	0	0
Senorise Perry	2	0	2	0	0	0	0	0
Quentin Poling	1	1	2	0	0	0	0	0
Frank Ginda	1	1	2	0	0	0	0	0
Cornell Armstrong	1	1	2	0	0	0	0	0
A.J. Derby	0	2	2	0	0	0	0	0
Maurice Smith	0	2	2	0	0	0	0	0
Gregory Howell	1	0	1	0	0	0	0	0
Lucas Gravelle	1	0	1	0	0	0	0	0
Jerome Baker	1	0	1	0	0	0	0	0
Kalen Ballage	1	0	1	0	0	0	0	0
Jonathan Alston	1	0	1	0	0	0	0	0
Chase Allen	0	1	1	0	0	0	0	0
Francis Owusu	0	1	1	0	0	0	0	0
Leonte Carroo	0	1	1	0	0	0	0	0
Vincent Taylor	0	0	0	0	0	1	0	0
Drew Morgan	0	0	0	0	1	0	0	0



GAME SUMMARIES & GAME BOOK



2018 PRESEASON GAME RECAPS

WEEK 1

AUG. 9, 2018 | MIAMI GARDENS, FLA.
HARD ROCK STADIUM
ATTENDANCE: 51,042 | TV: WFOR CBS4

SCORING SUMMARY

	1	2	3	4	F
Tampa Bay	6	10	7	3	26
Miami	3	7	6	8	24

TAMPA BAY 26

MIAMI 24

The Dolphins' preseason opener featured the return of quarterback Ryan Tannehill to game action, some strong performances by a few rookies and a wild finish.

The Tampa Bay Buccaneers pulled out a 26-24 victory at Hard Rock Stadium when Chandler Catanzaro kicked a 27-yard field goal with 23 seconds remaining in the fourth quarter.

That came after the Dolphins took their only lead of the game, 24-23, when quarterback Bryce Petty threw a 6-yard touchdown pass to wide receiver Isaiah Ford with 1:50 left and the two then connected on a two-point conversion.

Tannehill looked sharp in his first game since December 2016. Tannehill completed his first four passes while playing the opening series of the game, opening the game with a rollout and 15-yard strike to Kenny Stills.

He later completed passes of 7 yards to running back Kenyan Drake, 5 yards to Stills, and 5 yards to Danny Amendola.

His one drive ended with a missed 53-yard field goal attempt by rookie kicker Jason Sanders.

The drive featured a 10-yard run by Drake, one of four runs of 10 yards or longer by the Dolphins in the first half.

Among rookies who had solid performances were draft picks Jerome Baker, Kalen Ballage and Cornell Armstrong, as well as undrafted free agents Anthony Moten and Buddy Howell.

The Dolphins' first touchdown of the preseason came on a 7-yard run by Senorise Perry in the second quarter. It capped a 75-yard drive where Perry gained 34 yards on three carries, as well as gaining 8 yards on a screen pass.

Ballage also had success on the ground, with gains of 14 and 9 yards, and he added a 10-yard reception on a screen pass to convert a third down. He did have a fumble after catching a screen pass, and that led to Tampa Bay's second touchdown of the game, a 2-yard run by rookie Ronald Jones.

The play was doubly painful for the Dolphins, who lost linebacker Mike Hull to a knee injury on the play. Hull eventually was carted off the sideline and immediately was ruled out for the rest of the game.

SCORING DRIVES

TEAM	QTR	TIME	PLAY (EXTRA POINT) (DRIVE INFO)	TB	MIA
Bucs	1	7:06	P.Barber 4 yd. run (kick failed, wl) (6-57, 3:07)	6	0
Dolphins	1	3:49	J.Sanders 29 yd. Field Goal (8-66, 3:17)	6	3
Bucs	2	11:12	R.Jones 2 yd. run (C.Catanzaro kick) (5-32, 2:26)	13	3
Bucs	2	7:05	C.Catanzaro 27 yd. Field Goal (6-40, 2:37)	16	3
Dolphins	2	2:49	S.Perry 7 yd. run (J.Sanders kick) (8-75, 4:16)	16	10
Dolphins	3	13:23	J.Sanders 23 yd. Field Goal (4-8, 0:49)	16	13
Bucs	3	5:39	A.Cross 10 yd. pass from R.Griffin (C.Catanzaro kick) (17-88, 7:44)	23	13
Dolphins	3	2:53	G.Joseph 48 yd. Field Goal (5-51, 2:46)	23	16
Dolphins	4	1:50	I.Ford 6 yd. pass from B.Petty (B.Petty-I.Ford pass) (5-57, 1:29)	23	24
Bucs	4	0:23	C.Catanzaro 26 yd. Field Goal (7-67, 1:27)	26	24

GAME STATISTICS

RUSHING (Att-Yds-TD):

Tampa Bay: P. Barber 4-21-1, D. Ogunbowale 7-15, B. Wilson 1-12, R. Fitzpatrick 2-11, R. Jones 8-9-1, C. Sims 5-6, R. Griffin 1-(-1).
Miami: K. Ballage 10-37, S. Perry 4-35-1, B. Howell 4-26, K. Drake 3-16, B. Radcliff 1-3.

PASSING (A-C-Y-TD-I):

Tampa Bay: R. Griffin 26-20-179-1-0, J. Winston 13-11-102-0-0, R. Fitzpatrick 8-6-55-0-0.
Miami: B. Osweiler 21-10-83-0-0, D. Fales 11-8-115-0-0, B. Petty 7-4-53-1-1, R. Tannehill 6-4-32-0-0.

RECEIVING (Rec-Yds-TD):

Tampa Bay: C. Brate 5-48, S. Bailey 4-52, B. Wilson 4-21, J. Watson 3-30, M. Evans 2-26, A. Cross 2-24-1, J. Lampman 2-22, E. Phillips 2-22, D. Ogunbowale 2-18, C. Godwin 2-17, J. Rodgers 2-7, P. Barber 2-(-1), F. Martino 1-19, D. Jackson 1-18, A. Auclair 1-5, B. Reedy 1-5, T. Hudson 1-3.
Miami: F. Owusu 4-82, K. Ballage 3-23, A. Wilson 2-31, I. Ford 2-22-1, K. Stills 2-20, R. Scott 2-19, T. Duarte 2-16, B. Radcliff 2-16, S. Perry 2-10, B. Howell 1-18, D. Morgan 1-8, K. Drake 1-7, D. Smythe 1-6, D. Amendola 1-5.

SACKS (Sk-Yds):

Tampa Bay: G. McCoy 1-6, P. O'Connor 0.5-0, N. Spence 0.5-0.
Miami: V. Taylor 1-0.

INTERCEPTIONS (Int-Yds):

Tampa Bay: B. Reedy 1-12.
Miami: None.

FORCED FUMBLES:

Tampa Bay: R. Smith 1.
Miami: C. Allen 1.

FUMBLE RECOVERIES (No-Yds):

Tampa Bay: I. Johnson 1-2.
Miami: J. Lucas 1-7.

TEAM STATS	TB	MIA
FIRST DOWNS	7	25
Rushing	7	7
Passing	19	16
Penalty	1	2
3RD-DOWN EFFICIENCY	6 FOR 13	2 FOR 12
4TH-DOWN EFFICIENCY	1 FOR 1	2 FOR 3
TOTAL NET YARDS	399	393
TOTAL NET PLAYS	76	69
Average Gain	5.3	5.7
NET YARDS RUSHING	73	116
Rushes	28	22
Yards per Rush	2.6	5.3
NET YARDS PASSING	326	277
Completed - Attempted	37-47	26-45
Yards per Pass Play	6.8	5.9
Sacked - Yards Lost	1-10	2-6
Had Intercepted	0	1
PUNTS - AVERAGE	3-107-35.7	2-90-45.0
RETURN YARDAGE	100	103
Punts - Return Yards	1-12	0-0
Kickoffs - Return Yards	4-86	4-103
Interceptions - Return Yards	1-2	0-0
PENALTIES - YARDS	7-74	7-52
FUMBLES - LOST	1-1	1-1
RED-ZONE EFFICIENCY	3 FOR 5	2 FOR 5
GOAL-TO-GO EFFICIENCY	1 FOR 1	2 FOR 3
TIME OF POSSESSION	31:33	28:27



2018 PRESEASON GAME RECAPS

WEEK 2

AUG. 17, 2018 | CHARLOTTE, N.C.
BANK OF AMERICA STADIUM
ATTENDANCE: 51,042 | TV: WFOR CBS4

SCORING SUMMARY

MIAMI 20	CAROLINA 27	SCORING SUMMARY				
		1	2	3	4	F
Miami		6	3	3	8	20
Carolina		6	7	0	14	27

The Dolphins got some big plays in the running game and a couple of interceptions on defense, but the inability to get into the end zone until the final minute proved costly against the Carolina Panthers on Friday.

The Dolphins were limited to four field goals, three by Jason Sanders and one by Greg Joseph, when they dropped a 27-20 decision at Bank of America Stadium.

Miami's only touchdown came when Bryce Petty, the fourth quarterback to see action for the Dolphins, scrambled from 15 yards out with 29 seconds left, completing the play by diving into the end zone. It completed an impressive 73-yard drive for Petty, who also led a touchdown drive in the preseason opener against the Tampa Bay Buccaneers.

Jeremy Langford ran it in for the two-point conversion following Petty's touchdown.

Kenyan Drake had a 34-yard run in the first half and Buddy Howell added a 31-yard gain the fourth quarter for the offense, while Xavier Howard and Maurice Smith each had an interception.

The Dolphins had a first-and-10 at the Carolina 12 after Smith's interception, but they were forced to settle for two short field goals. The Dolphins were 0-for-3 in the red zone before Petty's touchdown.

Another big highlight for the Dolphins was the performance of veteran defensive end Robert Quinn, who sacked Cam Newton twice in the first half, including one on third down to stop a drive.

Ryan Tannehill played five series and completed 14 of 17 passes for 100 yards with no touchdowns and no interceptions. He had a passer rating of 91.2.

Brock Osweiler was 10-for-13 for 68 yards, while David Fales went 1-for-6. Petty was 5-for-6 for 58 yards.

The night didn't start off well for the defense, which allowed a 71-yard touchdown run by Christian McCaffrey on Carolina's second offensive snap, but there were plenty of highlights for the starters.

Defensive tackle Davon Godchaux sacked Newton when Carolina went for a two-point conversion following McCaffrey's touchdown.

Linebacker Raekwon McMillan also dropped McCaffrey for a 2-yard loss after perfectly reading a screen pass.

SCORING DRIVES

TEAM	QTR	TIME	PLAY (EXTRA POINT) (DRIVE INFO)	MIA	CAR
Panthers	1	10:18	C.McCaffrey 71 yd. run (pass failed) (2-80, 0:56)	0	6
Dolphins	1	6:27	J.Sanders 42 yd. Field Goal (10-51, 3:51)	3	6
Dolphins	1	1:00	J.Sanders 29 yd. Field Goal (4--2, 3:21)	6	6
Dolphins	2	9:42	G.Joseph 54 yd. Field Goal (6-44, 3:12)	9	6
Panthers	2	2:07	I.Thomas 27 yd. pass from C.Newton (G.Gano kick) (8-85, 4:26)	9	13
Dolphins	3	2:02	J.Sanders 32 yd. Field Goal (4--2, 0:50)	12	13
Panthers	4	13:11	C.Artis-Payne 3 yd. run (G.Gano kick) (8-92, 3:51)	12	20
Panthers	4	1:55	E.Hood 3 yd. run (G.Gano kick) (6-61, 3:24)	12	27
Dolphins	4	0:29	B.Petty 15 yd. run (J.Langford run) (7-73, 1:26)	20	27

GAME STATISTICS

RUSHING (Att-Yds-TD):

Miami: K. Drake 8-54, B. Howell 5-40, B. Petty 1-15-1, D. Fales 1-1, S. Perry 6-(-1).

Carolina: C. McCaffrey 5-92-1, K. Barner 5-72, C. Anderson 8-39, C. Artis-Payne 7-18-1, E. Hood 3-4-1, A. Armah 1-2, C. Newton 1-0, G. Gilbert 1-(-1).

PASSING (A-C-Y-TD-I):

Miami: R. Tannehill 17-14-100-0-0, B. Osweiler 13-10-68-0-0, B. Petty 6-5-58-0-0, D. Fales 1-6-6-0-1.

Carolina: C. Newton 12-9-89-1-1, T. Heinicke 9-5-88-0-1, G. Gilbert 5-3-23-0-0.

RECEIVING (Rec-Yds-TD):

Miami: A. Wilson 5-39, J. Grant 4-45, S. Perry 4-32, K. Drake 3-4, D. Smythe 2-27, J. Langford 2-17, D. Amendola 2-12, B. Howell 2-9, F. Owusu 1-11, M. Lewis 1-9, T. Duarte 1-9, G. Escobar 1-8, L. Carroo 1-5, I. Ford 1-5.

Carolina: C. McCaffrey 4-28, C. Samuel 2-65, I. Thomas 2-35-1, D. Byrd 2-27, C. Anderson 2-9, D. Funchess 1-13, T. Smith 1-12, J. Jones 1-8, G. Olsen 1-5, A. Duke 1-(-2).

SACKS (Sk-Yds):

Miami: R. Quinn 2-16, C. Harris 1-5.
Carolina: E. Obada 1-5, M. Haynes 1-2.

INTERCEPTIONS (Int-Yds):

Miami: X. Howard 1-39, M. Smith 1-1.
Carolina: C. Elder 1-0.

FORCED FUMBLES:

Miami: None.
Carolina: C. Elder 1, D. Poe 1.

FUMBLE RECOVERIES (No-Yds):

Miami: None.
Carolina: None.

TEAM STATS	MIA	CAR
FIRST DOWNS	17	21
Rushing	4	10
Passing	11	8
Penalty	2	3
3RD-DOWN EFFICIENCY	2 FOR 12	6 FOR 12
4TH-DOWN EFFICIENCY	0 FOR 1	0 FOR 0
TOTAL NET YARDS	334	405
TOTAL NET YARDS	65	60
Average Gain	5.1	6.8
NET YARDS RUSHING	109	226
Rushes	21	31
Yards per Rush	5.2	7.3
NET YARDS PASSING	225	179
Completed - Attempted	30-42	17-26
Yards per Pass Play	5.1	6.2
Sacked - Yards Lost	2-7	3-21
Had Intercepted	1	2
PUNTS - AVERAGE	5-242-48.4	4-200-50.0
RETURN YARDAGE	78	80
Punts - Return Yards	2-6	1-10
Kickoffs - Return Yards	1-32	4-70
Interceptions - Return Yards	2-40	1-0
PENALTIES - YARDS	8-69	7-53
FUMBLES - LOST	3-0	1-0
RED-ZONE EFFICIENCY	1 FOR 4	2 FOR 2
GOAL-TO-GO EFFICIENCY	0 FOR 1	2 FOR 2
TIME OF POSSESSION	28:08	31:52



2018 PRESEASON GAME RECAPS

WEEK 3

AUG. 25, 2018 | MIAMI GARDENS, FLA.
HARD ROCK STADIUM
ATTENDANCE: 60,071 | TV: WFOR CBS4

SCORING SUMMARY

BALTIMORE 27	MIAMI 10	SCORING SUMMARY				
		1	2	3	4	F
Baltimore		0	3	14	10	27
Miami		0	10	0	0	10

The Dolphins got some big plays in the running game and a couple of interceptions on defense, but the inability to get into the end zone until the final minute proved costly against the Carolina Panthers on Friday.

The Dolphins were limited to four field goals, three by Jason Sanders and one by Greg Joseph, when they dropped a 27-20 decision at Bank of America Stadium.

Miami's only touchdown came when Bryce Petty, the fourth quarterback to see action for the Dolphins, scrambled from 15 yards out with 29 seconds left, completing the play by diving into the end zone. It completed an impressive 73-yard drive for Petty, who also led a touchdown drive in the preseason opener against the Tampa Bay Buccaneers.

Jeremy Langford ran it in for the two-point conversion following Petty's touchdown.

Kenyan Drake had a 34-yard run in the first half and Buddy Howell added a 31-yard gain the fourth quarter for the offense, while Xavier Howard and Maurice Smith each had an interception.

The Dolphins had a first-and-goal at the 9-yard line after the Howard interception and a first-and-10 at the Carolina 12 after Smith's interception, but they were forced to settle for two short field goals. The Dolphins were 0-for-3 in the red zone before Petty's touchdown.

Another big highlight for the Dolphins was the performance of veteran defensive end Robert Quinn, who sacked Cam Newton twice in the first half, including one on third down to stop a drive.

Ryan Tannehill played five series and completed 14 of 17 passes for 100 yards with no touchdowns and no interceptions. He had a passer rating of 91.2.

Brock Osweiler was 10-for-13 for 68 yards, while David Fales went 1-for-6. Petty was 5-for-6 for 58 yards.

The night didn't start off well for the defense, which allowed a 71-yard touchdown run by Christian McCaffrey on Carolina's second offensive snap, but there were plenty of highlights for the starters.

Defensive tackle Davon Godchaux sacked Newton when Carolina went for a two-point conversion following McCaffrey's touchdown. Linebacker Raekwon McMillan also dropped McCaffrey for a 2-yard loss after perfectly reading a screen pass.

SCORING DRIVES

TEAM	QTR	TIME	PLAY (EXTRA POINT) (DRIVE INFO)	BAL	MIA
Dolphins	2	9:09	D.Amendola 16 yd. pass from R.Tannehill (J.Sanders kick) (8-75, 2:52)	0	7
Ravens	2	0:57	J.Tucker 22 yd. Field Goal (16-66, 8:12)	3	7
Dolphins	2	0:12	J.Sanders 33 yd. Field Goal (6-62, 0:45)	3	10
Ravens	3	10:28	D.Turner 65 yd. run (J.Tucker kick) (5-84, 2:03)	10	10
Ravens	3	2:29	L.Jackson 19 yd. run (K.Vedvik kick) (8-62, 2:34)	17	10
Ravens	4	13:06	D.Posey 21 yd. pass from L.Jackson (K.Vedvik kick) (6-73, 1:56)	24	10
Ravens	4	7:13	K.Vedvik 24 yd. Field Goal (8-44, 2:48)	27	10

GAME STATISTICS

RUSHING (Att-Yds-TD):

Baltimore: D. Turner 5-75-1, R. Griffin 5-41, L. Jackson 3-39-1, G. Edwards 16-38, M. Thompson 4-17, A. Collins 1-7, C. Moore 1-7, K. Dixon 5-2, J. Woodrum 2-3.
Miami: K. Drake 4-32, S. Perry 3-27, B. Howell 2-4, J. Langford 1-2, R. Tannehill 1-0, F. Gore 1-(-2).

PASSING (A-C-Y-TD-I):

Baltimore: R. Griffin 15-9-66-0-0, L. Jackson 10-7-98-1-0, J. Woodrum 5-3-47-0-0.
Miami: R. Tannehill 16-11-115-1-0, D. Fales 10-5-63-0-1, B. Osweiler 7-5-23-0-1.

RECEIVING (Rec-Yds-TD):

Baltimore: T. White 3-70, J. Lasley 3-30, M. Thompson 3-25, K. Dixon 3-18, D. Posey 2-31-1, B. Perriman 2-13, M. Williams 1-9, J. Grant 1-8, G. Edwards 1-7.
Miami: K. Stills 3-28, D. Amendola 2-23-1, G. Escobar 2-19, J. Langford 2-12, A. Wilson 2-10, T. Duarte 2-3, R. Scott 1-38, K. Drake 1-36, M. Gesicki 1-10, A. Derby 1-8, J. Grant 1-7, M. Lewis 1-7, F. Gore 1-1, D. Morgan 1-(-1).

SACKS (Sk-Yds):

Baltimore: K. Young 1-9, P. Onwuasor 1-7, TEAM 1-0, T. Williams 0.5-5.5, K. Correa 0.5-5.5.
Miami: R. Quinn 1-4, J. Phillips 1-3, M. Smith 0.5-0.5, V. Taylor 0.5-0.5.

INTERCEPTIONS (Int-Yds):

Baltimore: C. Clark 1-25, S. Jean-Baptiste 1-0.
Miami: None.

FORCED FUMBLES:

Baltimore: None.
Miami: None.

FUMBLE RECOVERIES (No-Yds):

Baltimore: None.
Miami: None.

TEAM STATS	BAL	MIA
FIRST DOWNS	24	11
Rushing	12	3
Passing	10	7
Penalty	2	1
3RD-DOWN EFFICIENCY	6 FOR 14	2 FOR 12
4TH-DOWN EFFICIENCY	1 FOR 1	0 FOR 1
TOTAL NET YARDS	426	221
TOTAL NET PLAYS	75	50
Average Gain	5.7	4.4
NET YARDS RUSHING	223	63
Rushes	42	12
Yards per Rush	5.3	5.3
NET YARDS PASSING	203	158
Completed - Attempted	19-30	21-33
Yards per Pass Play	6.2	4.2
Sacked - Yards Lost	3-8	5-43
Had Intercepted	0	2
PUNTS - AVERAGE	3-180-60.0	6-287-47.8
RETURN YARDAGE	136	141
Punts - Return Yards	5-45	2-25
Kickoffs - Return Yards	3-66	5-116
Interceptions - Return Yards	2-25	0-0
PENALTIES - YARDS	5-45	8-47
FUMBLES - LOST	0-0	2-0
RED-ZONE EFFICIENCY	1 FOR 3	1 FOR 3
GOAL-TO-GO EFFICIENCY	0 FOR 2	0 FOR 0
TIME OF POSSESSION	37:30	22:30



2018 PRESEASON GAME RECAPS

WEEK 4

AUG. 30, 2018 | ATLANTA, GA.
 MERCEDES-BENZ STADIUM
 ATTENDANCE: 71,192 | TV: WFOR CBS4

SCORING SUMMARY

MIAMI 34	ATLANTA 7		1	2	3	4	F
		Miami	21	3	7	3	34
		Atlanta	0	7	0	0	7

The Dolphins took control early and never looked back in their preseason finale Thursday night.

The Dolphins scored 21 points in the first quarter for the first time in a preseason game since the 1970 AFL-NFL merger and cruised to a 34-7 victory against the Atlanta Falcons at Mercedes-Benz Stadium.

The victory, the third-most lopsided in Dolphins preseason history, gave them a 1-3 preseason record.

With the Dolphins resting most of their starters, Brock Osweiler got the start at quarterback and guided the three touchdown drives in the first quarter thanks to a lot of help from rookie running backs Kalen Ballage and Buddy Howell.

Ballage, back in action after missing the previous two preseason games because of a concussion, scored on a 9-yard run and had three catches for 37 yards, including a 16-yard gain on the first offensive play of the game.

For good measure, Ballage also had a tackle in punt coverage. Howell, the undrafted free agent from FAU, had the other two first-quarter touchdowns, first on a 1-yard reception and later on a 1-yard run.

That second score came after linebacker Stephone Anthony picked off a pass after it was deflected by cornerback Torry McTyler, who was one of many Dolphins defenders who impressed in that first half.

Defensive ends Jonathan Woodard and Claudy Mathieu each had a sack. Cameron Malveaux forced an incompletion with pressure and later batted down a pass at the line of scrimmage, and linebacker Chase Allen made the tackle when the Dolphins stopped a fourth-and-1 run on the first play of the second quarter.

That led to a 33-yard field goal by Greg Joseph after David Fales completed consecutive passes to wide receiver Isaiah Ford.

Osweiler threw a second touchdown pass on the final play of the third quarter when he hit Francis Owusu with a perfect back-shoulder throw near the pylon to convert a fourth-and-2 from the Atlanta 14-yard line.

Osweiler, who played the first and third quarters, finished the game 16-for-25 for 147 yards with two touchdowns and no interceptions and a passer rating of 106.6.

Jason Sanders closed out the scoring with a 56-yard field goal with 4:33 left in the fourth quarter after earlier missing a 53-yard attempt in the second quarter.

Fales, who played the second and fourth quarters, completed 13 of 20 passes for 94 yards with no touchdowns, one interception and a passer rating of 55.0.

SCORING DRIVES

TEAM	QTR	TIME	PLAY (EXTRA POINT) (DRIVE INFO)	MIA	ATL
Dolphins	1	9:47	B.Howell 1 yd. pass from B.Osweiler (J.Sanders kick) (10-75, 5:13)	7	0
Dolphins	1	6:22	K.Ballage 9 yd. run (J.Sanders kick) (7-55, 1:58)	14	0
Dolphins	1	2:27	B.Howell 1 yd. run (G.Joseph kick) (2-7, 0:30)	21	0
Dolphins	2	11:25	G.Joseph 33 yd. Field Goal (8-36, 3:29)	24	0
Falcons	2	0:25	M.Williams 8 yd. run (G.Tavecchio kick) (4-21, 0:31)	24	7
Dolphins	3	0:00	F.Owusu 14 yd. pass from B.Osweiler (G.Joseph kick) (13-78, 4:46)	31	7
Dolphins	4	4:33	J.Sanders 56 yd. Field Goal (10-39, 5:16)	34	7

GAME STATISTICS

RUSHING (Att-Yds-TD):

Miami: B. Radcliff 14-53, K. Ballage 4-25-1, D. Fales 3-12, J. Langford 6-10, B. Osweiler 2-10, B. Howell 3-7-1.
 Atlanta: T. Magee 6-27, J. Crawford 7-26, M. Williams 7-20-1, G. Grayson 1-8, K. Benkert 1-3.

PASSING (A-C-Y-TD-I):

Miami: B. Osweiler 25-16-147-2-0, D. Fales 20-13-94-0-1.
 Atlanta: K. Benkert 25-10-103-0-2, G. Grayson 6-2-14-0-0.

RECEIVING (Rec-Yds-TD):

Miami: I. Ford 4-43, K. Ballage 3-37, L. Carroo 3-34, B. Howell 3-26-1, D. Morgan 3-17, J. Langford 3-3, T. Duarte 2-22, F. Owusu 2-18-1, R. Scott 2-15, M. Lewis 2-14, B. Radcliff 1-6, A. Derby 1-6.
 Atlanta: J. Graham 3-36, M. Williams 2-35, T. Magee 2-13, D. Gray 1-13, L. Jordan 1-6, J. Crawford 1-6, C. Blake 1-4, J. Williams 1-4.

SACKS (Sk-Yds):

Miami: C. Mathieu 1-6, J. Lucas 1-5, J. Woodard 1-5.
 Atlanta: G. Smith 1-7, A. Winbush 1-7, R. Jarvis 1-1.

INTERCEPTIONS (Int-Yds):

Miami: S. Anthony 1-19, J. Lucas 1-15.
 Atlanta: C. Lammons 1-0.

FORCED FUMBLES:

Miami: None.
 Atlanta: None.

FUMBLE RECOVERIES (No-Yds):

Miami: None.
 Atlanta: T. Magee 1-0.

TEAM STATS	MIA	ATL
FIRST DOWNS	26	9
Rushing	7	5
Passing	15	4
Penalty	4	0
3RD-DOWN EFFICIENCY	7 FOR 18	3 FOR 15
4TH-DOWN EFFICIENCY	2 FOR 3	0 FOR 1
TOTAL NET YARDS	343	185
TOTAL NET PLAYS	80	56
Average Gain	4.3	3.3
NET YARDS RUSHING	117	84
Rushes	32	22
Yards per Rush	3.7	3.8
NET YARDS PASSING	226	101
Completed - Attempted	29-45	12-31
Yards per Pass Play	4.7	3.0
Sacked - Yards Lost	3-15	3-16
Had Intercepted	1	2
PUNTS - AVERAGE	5-250-50.0	11-503-45.7
RETURN YARDAGE	69	23
Punts - Return Yards	7-35	1-5
Kickoffs - Return Yards	0-0	1-18
Interceptions - Return Yards	2-34	1-0
PENALTIES - YARDS	3-30	10-87
FUMBLES - LOST	1-1	0-0
RED-ZONE EFFICIENCY	4 FOR 5	1 FOR 1
GOAL-TO-GO EFFICIENCY	3 FOR 3	1 FOR 1
TIME OF POSSESSION	36:38	23:22



National Football League Game Summary

NFL Copyright © 2018 by The National Football League. All rights reserved. This summary and play-by-play is for the express purpose of assisting media in their coverage of the game; any other use of this material is prohibited without the written permission of the National Football League. Updated: 8/31/2018

Date: Thursday, 8/30/2018

Miami Dolphins at Atlanta Falcons

Start Time: 7:06 PM EDT

at Mercedes-Benz Stadium, Atlanta, GA

Game Day Weather

Played Dome, roof open on Turf: FieldTurf360

Outdoor Weather: Sunny, clear,

Officials

Referee: Torbert, Ronald (62)
Line Judge: Steinkerchner, Mark (84)
Back Judge: Josselyn, Anthony (67)

Umpire: Ferrell, Dan (64)
Field Judge: Buchanan, Jimmy (86)
Replay Official: Frantz, Earnie (0)

Down Judge: Thomas, Sarah (53)
Side Judge: Edwards, Scott (3)

Lineups

Miami Dolphins

Offense	Defense
WR 88 L.Carroo	DE 75 C.Malveaux
LT 72 E.Smith	DT 96 V.Taylor
LG 68 I.Asiata	DT 98 K.Langford
C 61 C.Hilland	DE 76 J.Woodard
RG 63 M.Matthews	LB 44 S.Anthony
RT 79 S.Young	LB 55 J.Baker
TE 85 A.Derby	LB 59 C.Allen
QB 8 B.Osweller	CB 24 T.McTyer
RB 33 K.Ballage	CB 30 C.Tankersley
WR 84 I.Ford	S 26 M.Smith
WR 87 R.Scott	S 35 W.Aikens

Atlanta Falcons

Offense	Defense
WR 7 D.Gray	DT 79 J.Tuoli-Mariner
LT 76 D.Brunskill	DT 92 J.Zimmer
LG 64 S.Harlow	DT 93 G.Smith
C 61 J.Hassenauser	LB 46 J.Celestin
RG 68 A.Pasztor	LB 49 R.Jarvis
RT 77 M.Gono	LB 52 E.Ellerbee
TE 80 T.Mangen	LB 56 A.Vinbush
WR 15 C.Blake	CB 33 B.Wreh-Wilson
QB 6 K.Benkert	CB 39 D.Burton
RB 32 J.Crawford	DB 40 R.Neal
RB 43 J.Fowler	S 48 R.Parker

Substitutions

CB 1 Ja.Davis, P 2 M.Haack, K 5 G.Joseph, K 7 J.Sanders, QB 9 D.Fales, WR 18 M.Lewis, CB/S 23 J.Lucas, CB 31 C.Armstrong, CB 36 T.Lippett, RB 37 B.Raddiff, RB 38 B.Howell, CB 40 T.Calhoun, CB 41 J.Aiston, RB 42 J.Langford, DT 43 A.Moten, TE 46 D.Smythe, LS 49 L.Gravelle, LB 51 Q.Poling, LB 53 C.Collins, LB 57 T.Garvin, LB 58 F.Ginda, DE 60 C.Mathieu, DT 65 J.Pittman, DE 66 Q.Redmon, T 69 D.Steinmetz, T 73 R.Joseph, T 74 Z.Sterup, WR 81 D.Morgan, WR 82 F.Owusu, TE 83 T.Duarte, TE 89 G.Escobar

Substitutions

K 1 D.Marvin, K 4 G.Tavecchio, P 5 M.Bosher, QB 9 G.Grayson, WR 13 R.Davis, WR 16 J.Williams, WR 19 D.Byrd, DB 20 I.Oliver, DB 30 C.Lammons, FB 30 R.Ortiz, S 32 T.Graham, DB 35 S.Cooper, RB 35 M.Williams, FS 38 M.Branch, RB 41 T.Magee, LS 47 J.Harris, LB 53 E.Smith, LB 54 F.Oluokun, DE 55 JT.Jones, G 62 S.Uhatafe, G 75 J.Douglas, TE 85 E.Saubert, WR 86 L.Jordan, TE 87 J.Graham, TE 89 A.Gray, DT 91 J.Cunningham, DE 96 M.Cherid

Did Not Play

WR 10 K.Stills, WR 11 D.Parker, QB 14 B.Petty, WR 15 A.Wilson, QB 17 R.Tannehill, WR 19 J.Grant, S 20 R.Jones, RB 21 F.Gore, S 22 T.McDonald, CB 25 X.Howard, S 27 T.Elston, CB 28 B.McCain, S 29 M.Fitzpatrick, RB 32 K.Drake, RB 34 S.Perry, LB 45 M.Hull, LB 47 K.Alonzo, TE 48 M.Gray, DE 50 A.Branch, LB 52 R.McMillan, DT 56 D.Godchaux, C/G 62 T.Larsen, C 64 J.Brendel, C 67 D.Kilgore, T 70 J.James, G 71 J.Sitton, G/T 77 J.Davis, T 78 L.Tunali, WR 80 D.Amendola, TE 86 M.Gesicki, DE 90 C.Harris, DE 91 C.Wake, LS 92 J.Denney, DT 93 A.Spence, DE 94 R.Quinn, DE 95 W.Hayes, DT 97 J.Philips

Did Not Play

QB 2 M.Ryan, K 3 M.Bryant, QB 8 M.Schaub, WR 11 J.Jones, WR 12 M.Sanu, WR 14 J.Hardy, WR 17 M.Hall, WR 18 C.Ridley, CB 21 D.Trufant, S 22 K.Neal, CB 23 R.Alford, RB 24 D.Freeman, RB 25 I.Smith, RB 26 T.Coleman, S 27 D.Kazee, CB 28 J.Bethel, CB 29 L.McFadden, CB 34 B.Poole, S 36 K.Ishmael, S 37 R.Allen, LB 42 D.Riley, OLB 44 V.Bessley, LB 45 D.Jones, DE 50 B.Reed, C 51 A.Mack, LB 59 D.Campbell, G 63 B.Garland, G 65 B.Fusco, G 67 A.Levitre, T 70 J.Matthews, G 71 W.Schweitzer, T 73 R.Schraeder, T 74 T.Sambrallo, TE 81 A.Hooper, TE 82 L.Paulsen, WR 83 R.Gage, DE 90 D.Shelby, NT 94 D.Senat, DL 95 JA.Crawford, DT 97 G.Jarrett, DE 98 T.McKinley, DT 99 T.McClain

Not Active

Not Active

Field Goals (made) & missed

G.Joseph (33)
J.Sanders 53SH (56)

	1	2	3	4	OT	Total
VISITOR: Miami Dolphins	21	3	7	3	0	34
HOME: Atlanta Falcons	0	7	0	0	0	7

Scoring Plays

Team	Qtr	Time	Play Description (Extra Point) (Drive Info)	Visitor	Home
Dolphins	1	9:47	B.Howell 1 yd. pass from B.Osweller (J.Sanders kick) (10-75, 5:13)	7	0
Dolphins	1	6:22	K.Ballage 9 yd. run (J.Sanders kick) (7-55, 1:58)	14	0



National Football League Game Summary

NFL Copyright © 2018 by The National Football League. All rights reserved. This summary and play-by-play is for the express purpose of assisting media in their coverage of the game; any other use of this material is prohibited without the written permission of the National Football League. Updated: 8/31/2018

Dolphins	1	2:27	B.Howell 1 yd. run (G.Joseph kick) (2-7, 0:30)	21	0
Dolphins	2	11:25	G.Joseph 33 yd. Field Goal (8-36, 3:29)	24	0
Falcons	2	0:25	M.Williams 8 yd. run (G.Tavecchio kick) (4-21, 0:31)	24	7
Dolphins	3	0:00	F.Owusu 14 yd. pass from B.Osweller (G.Joseph kick) (13-78, 4:46)	31	7
Dolphins	4	4:33	J.Sanders 56 yd. Field Goal (10-39, 5:16)	34	7
Paid Attendance: 71,192				Time: 3:04	



Miami Dolphins vs Atlanta Falcons
8/30/2018 at Mercedes-Benz Stadium

Final Individual Statistics

Miami Dolphins									Atlanta Falcons								
RUSHING									RUSHING								
	ATT	YDS	AVG	LG	TD				ATT	YDS	AVG	LG	TD				
B.Radcliff	14	53	3.8	13	0	T.Magee			6	27	4.5	14	0				
K.Ballage	4	25	6.3	12	1	J.Crawford			7	26	3.7	11	0				
D.Fales	3	12	4.0	13	0	M.Williams			7	20	2.9	8	1				
J.Langford	6	10	1.7	5	0	G.Grayson			1	8	8.0	8	0				
B.Oswieiler	2	10	5.0	5	0	K.Benkert			1	3	3.0	3	0				
B.Howell	3	7	2.3	6	1												
Total	32	117	3.7	13	2	Total			22	84	3.8	14	1				
PASSING									PASSING								
	ATT	CMP	YDS	SK/YD	TD	LG	IN	RT		ATT	CMP	YDS	SK/YD	TD	LG	IN	RT
B.Oswieiler	25	16	147	2/14	2	21	0	106.6	K.Benkert	25	10	103	3/16	0	23	2	19.2
D.Fales	20	13	94	1/1	0	18	1	55.0	G.Grayson	6	2	14	0/0	0	8	0	42.4
Total	45	29	241	3/15	2	21	1	83.7	Total	31	12	117	3/16	0	23	2	23.2
PASS RECEIVING									PASS RECEIVING								
	TAR	REC	YDS	AVG	LG	TD				TAR	REC	YDS	AVG	LG	TD		
I.Ford	6	4	43	10.8	18	0	J.Graham			4	3	36	12.0	23	0		
K.Ballage	4	3	37	12.3	18	0	M.Williams			2	2	35	17.5	19	0		
L.Carroo	8	3	34	11.3	15	0	T.Magee			2	2	13	6.5	8	0		
B.Howell	3	3	26	8.7	21	1	D.Gray			4	1	13	13.0	13	0		
D.Morgan	3	3	17	5.7	8	0	L.Jordan			3	1	6	6.0	6	0		
J.Langford	6	3	3	1.0	4	0	J.Crawford			1	1	6	6.0	6	0		
T.Duarte	2	2	22	11.0	11	0	C.Blake			3	1	4	4.0	4	0		
F.Owusu	4	2	18	9.0	14	1	J.Williams			1	1	4	4.0	4	0		
R.Scott	2	2	15	7.5	10	0	R.Davis			6	0	0	0.0	0	0		
M.Lewis	3	2	14	7.0	8	0	J.Fowler			1	0	0	0.0	0	0		
B.Radcliff	3	1	6	6.0	6	0	D.Byrd			1	0	0	0.0	0	0		
A.Derby	1	1	6	6.0	6	0	A.Gray			1	0	0	0.0	0	0		
Total	45	29	241	8.3	21	2	Total			29	12	117	9.8	23	0		
INTERCEPTIONS									INTERCEPTIONS								
	NO	YDS	AVG	LG	TD					NO	YDS	AVG	LG	TD			
S.Anthony	1	19	19.0	19	0	C.Lammons			1	0	0.0	0	0				
J.Lucas	1	15	15.0	15	0												
Total	2	34	17.0	19	0	Total			1	0	0.0	0	0				
PUNTING									PUNTING								
	NO	YDS	AVG	NET	TB	IN20	LG			NO	YDS	AVG	NET	TB	IN20	LG	
M.Haack	5	250	50.0	49.0	0	1	56	D.Marvin		11	503	45.7	40.7	1	1	58	
Total	5	250	50.0	49.0	0	1	56	Total		11	503	45.7	40.7	1	1	58	
PUNT RETURNS									PUNT RETURNS								
	NO	YDS	AVG	FC	LG	TD				NO	YDS	AVG	FC	LG	TD		
D.Morgan	7	35	5.0	1	12	0	I.Oliver			1	5	5.0	0	5	0		
[DOWNED]	1	0	0.0	0	0	0	R.Davis			0	0	0.0	2	0	0		
[OUT OF BOUNDS]	1	0	0.0	0	0	0	[DOWNED]			2	0	0.0	0	0	0		
[TOUCHBACK]	1	0	0.0	0	0	0											
Total	7	35	5.0	1	12	0	Total			1	5	5.0	2	5	0		
KICKOFF RETURNS									KICKOFF RETURNS								
	NO	YDS	AVG	FC	LG	TD				NO	YDS	AVG	FC	LG	TD		
[TOUCHBACK]	2	0	0.0	0	0	0	J.Crawford			1	18	18.0	0	18	0		
							[TOUCHBACK]			6	0	0.0	0	0	0		
Total	0	0	0.0	0	0	0	Total			1	18	18.0	0	18	0		
Miami Dolphins																	
FUMBLES																	
	FUM	LOST	OWN-REC	YDS	TD	FORCED	OPP-REC	YDS	TD	OUT-BDS							
D.Morgan	1	1	0	0	0	0	0	0	0	0							
Total	1	1	0	0	0	0	0	0	0	0							
Atlanta Falcons																	
FUMBLES																	
	FUM	LOST	OWN-REC	YDS	TD	FORCED	OPP-REC	YDS	TD	OUT-BDS							
T.Magee	0	0	0	0	0	0	1	0	0	0							
Total	0	0	0	0	0	0	1	0	0	0							



Miami Dolphins vs Atlanta Falcons
8/30/2018 at Mercedes-Benz Stadium

Final Team Statistics

	Visitor Dolphins	Home Falcons
TOTAL FIRST DOWNS	26	9
By Rushing	7	5
By Passing	15	4
By Penalty	4	0
THIRD DOWN EFFICIENCY	7-18-39%	3-15-20%
FOURTH DOWN EFFICIENCY	2-3-67%	0-1-0%
TOTAL NET YARDS	343	185
Total Offensive Plays (inc. times thrown passing)	80	56
Average gain per offensive play	4.3	3.3
NET YARDS RUSHING	117	84
Total Rushing Plays	32	22
Average gain per rushing play	3.7	3.8
Tackles for a loss-number and yards	4-6	6-10
NET YARDS PASSING	226	101
Times thrown - yards lost attempting to pass	3-15	3-16
Gross yards passing	241	117
PASS ATTEMPTS-COMPLETIONS-HAD INTERCEPTED	45-29-1	31-12-2
Avg gain per pass play (inc.# thrown passing)	4.7	3.0
KICKOFFS Number-In End Zone-Touchbacks	7-7-6	2-2-2
PUNTS Number and Average	5-50.0	11-45.7
Had Blocked	0	0
FGs - PATs Had Blocked	0-0	0-0
Net Punting Average	49.0	40.7
TOTAL RETURN YARDAGE (Not Including Kickoffs)	69	5
No. and Yards Punt Returns	7-35	1-5
No. and Yards Kickoff Returns	0-0	1-18
No. and Yards Interception Returns	2-34	1-0
PENALTIES Number and Yards	3-30	10-87
FUMBLES Number and Lost	1-1	0-0
TOUCHDOWNS	4	1
Rushing	2	1
Passing	2	0
EXTRA POINTS Made-Attempts	4-4	1-1
Kicking Made-Attempts	4-4	1-1
FIELD GOALS Made-Attempts	2-3	0-0
RED ZONE EFFICIENCY	4-5-80%	1-1-100%
GOAL TO GO EFFICIENCY	3-3-100%	1-1-100%
SAFETIES	0	0
FINAL SCORE	34	7
TIME OF POSSESSION	36:38	23:22



Miami Dolphins vs Atlanta Falcons
8/30/2018 at Mercedes-Benz Stadium

Ball Possession And Drive Chart

Miami Dolphins

#	Time Recd	Time Lost	Time Poss	How Ball Obtained	Drive Began	# Play	Yds Gain	Yds Pen	Net Yds	1st Down	Last Scrm	How Given Up
1	15:00	9:47	5:13	Kickoff	MIA 25	10	75	0	75	4	* ATL 1	Touchdown
2	8:20	6:22	1:58	Punt	MIA 45	7	46	9	55	5	* ATL 9	Touchdown
3	5:26	3:30	1:56	Punt	MIA 29	3	2	0	2	0	MIA 31	Punt
4	2:57	2:27	0:30	Interception	ATL 7	2	7	0	7	1	* ATL 1	Touchdown
5	14:54	11:25	3:29	Downs	MIA 49	8	36	0	36	2	* ATL 15	Field Goal
6	9:56	6:12	3:44	Punt	MIA 24	7	26	15	41	2	ATL 35	Missed FG
7	5:13	4:05	1:08	Punt	MIA 25	3	0	-10	-10	0	MIA 15	Punt
8	3:02	1:49	1:13	Punt	MIA 24	5	25	0	25	2	MIA 49	Interception
9	0:25	0:00	0:25	Kickoff	MIA 25	1	-1	0	-1	0	MIA 25	End of Half
10	14:49	13:03	1:46	Interception	ATL 30	3	-4	-10	-14	0	ATL 44	Punt
11	8:41	7:10	1:31	Punt	MIA 13	3	9	0	9	0	MIA 22	Punt
12	4:46	0:00	4:46	Punt	MIA 22	13	58	20	78	6	* ATL 14	Touchdown
13	13:40	12:17	1:23	Punt	MIA 17	3	4	0	4	0	MIA 21	Punt
14	9:49	4:33	5:16	Punt	MIA 23	10	39	0	39	3	ATL 38	Field Goal
15	3:28	1:08	2:20	Punt	MIA 20	5	21	0	21	1	MIA 42	Downs

(504) Average MIA 34

Atlanta Falcons

#	Time Recd	Time Lost	Time Poss	How Ball Obtained	Drive Began	# Play	Yds Gain	Yds Pen	Net Yds	1st Down	Last Scrm	How Given Up
1	9:47	8:20	1:27	Kickoff	ATL 14	3	6	0	6	0	ATL 20	Punt
2	6:22	5:26	0:56	Kickoff	ATL 25	3	-5	0	-5	0	ATL 20	Punt
3	3:30	2:57	0:33	Punt	ATL 25	1	0	-10	-10	0	ATL 15	Interception
4	2:27	14:54	2:33	Kickoff	ATL 25	7	26	0	26	1	MIA 48	Downs
5	11:25	9:56	1:29	Kickoff	ATL 25	3	13	-10	3	0	ATL 28	Punt
6	6:12	5:13	0:59	Missed FG	ATL 43	3	2	0	2	0	ATL 45	Punt
7	4:05	3:02	1:03	Punt	ATL 31	3	2	0	2	0	ATL 33	Punt
8	1:49	0:56	0:53	Interception	ATL 46	3	-1	0	-1	0	ATL 45	Punt
9	0:56	0:25	0:31	Muffed Punt	MIA 21	4	21	0	21	2	* MIA 8	Touchdown
10	15:00	14:49	0:11	Kickoff	ATL 25	1	0	0	0	0	ATL 25	Interception
11	13:03	8:41	4:22	Punt	ATL 4	7	50	-5	45	2	ATL 49	Punt
12	7:10	4:46	2:24	Punt	ATL 22	4	10	0	10	1	ATL 32	Punt
13	15:00	13:40	1:20	Kickoff	ATL 25	3	7	0	7	0	ATL 32	Punt
14	12:17	9:49	2:28	Punt	ATL 28	3	11	-5	6	0	ATL 34	Punt
15	4:33	3:28	1:05	Kickoff	ATL 25	5	22	-5	17	2	ATL 42	Punt
16	1:08	0:00	1:08	Downs	MIA 41	3	21	0	21	1	MIA 23	End of Game

(501) Average ATL 31

* inside opponent's 20

Time of Possession by Quarter		1st	2nd	3rd	4th	OT	Total
Visitor	Miami Dolphins	9:37	9:59	8:03	8:59		36:38
Home	Atlanta Falcons	5:23	5:01	6:57	6:01		23:22
Kickoff Drive No.-Start Average		Dolphins: 2 - MIA 25		Falcons: 7 - ATL 23			



Miami Dolphins vs Atlanta Falcons
8/30/2018 at Mercedes-Benz Stadium

Final Defensive Statistics

Miami Dolphins	Regular Defensive Plays											Special Teams					Misc			
	TKL	AST	COMB	SK	/ YDS	TFL	Q	IN	PD	FF	FR	TKL	AST	FF	FR	BL	TKL	AST	FF	FR
F.Ginda	5	0	5	0	0	2	0	0	0	0	0	0	0	0	0	0	0	0	0	0
Q.Poling	4	0	4	0	0	0	0	0	1	0	0	0	0	0	0	0	0	0	0	0
J.Lucas	3	0	3	1	5	2	1	1	1	0	0	0	0	0	0	0	0	0	0	0
J.Woodard	2	0	2	1	5	1	2	0	0	0	0	0	0	0	0	0	0	0	0	0
C.Mathieu	2	0	2	1	6	1	2	0	0	0	0	0	0	0	0	0	0	0	0	0
Ja.Davis	2	0	2	0	0	0	0	0	1	0	0	0	0	0	0	0	0	0	0	0
V.Taylor	2	0	2	0	0	0	0	0	0	0	0	0	0	0	0	0	0	0	0	0
T.Lippett	2	0	2	0	0	0	0	0	0	0	0	0	0	0	0	0	0	0	0	0
T.Garvin	2	0	2	0	0	1	0	0	0	0	0	0	0	0	0	0	0	0	0	0
C.Collins	2	0	2	0	0	1	0	0	0	0	0	0	0	0	0	0	0	0	0	0
C.Malveaux	1	0	1	0	0	0	1	0	1	0	0	0	0	0	0	0	0	0	0	0
A.Moten	1	0	1	0	0	0	1	0	0	0	0	0	0	0	0	0	0	0	0	0
S.Anthony	1	0	1	0	0	0	0	1	1	0	0	0	0	0	0	0	0	0	0	0
W.Aikens	1	0	1	0	0	0	0	0	0	0	0	0	0	0	0	0	0	0	0	0
C.Tankersley	1	0	1	0	0	0	0	0	0	0	0	0	0	0	0	0	0	0	0	0
C.Allen	1	0	1	0	0	1	0	0	0	0	0	0	0	0	0	0	0	0	0	0
K.Langford	1	0	1	0	0	0	0	0	0	0	0	0	0	0	0	0	0	0	0	0
M.Smith	1	0	1	0	0	0	0	0	0	0	0	0	0	0	0	0	0	0	0	0
Q.Redmon	1	0	1	0	0	0	0	0	0	0	0	0	0	0	0	0	0	0	0	0
J.Pittman	0	0	0	0	0	0	1	0	0	0	0	0	0	0	0	0	0	0	0	0
T.McTyer	0	0	0	0	0	0	0	0	2	0	0	0	0	0	0	0	0	0	0	0
C.Armstrong	0	0	0	0	0	0	0	0	0	0	1	0	0	0	0	0	0	0	0	0
K.Ballage	0	0	0	0	0	0	0	0	0	0	1	0	0	0	0	0	0	0	0	0
J.Alston	0	0	0	0	0	0	0	0	0	0	1	0	0	0	0	0	0	0	0	0
J.Ford	0	0	0	0	0	0	0	0	0	0	0	0	0	0	0	0	1	0	0	0
Total	35	0	35	3	16	9	8	2	7	0	0	3	0	0	0	0	1	0	0	0

TKL = Tackle AST = Assist COMB = Combined QH=QB Hit IN = Interception PD = Pass Defense FF = Forced Fumble FR = Fumble Recovery



Miami Dolphins vs Atlanta Falcons
8/30/2018 at Mercedes-Benz Stadium

Final Defensive Statistics

Atlanta Falcons	Regular Defensive Plays											Special Teams					Misc				
	TKL	AST	COMB	SK	/ YDS	TFL	QH	IN	PD	FF	FR	TKL	AST	FF	FR	BL	TKL	AST	FF	FR	
E.Ellerbee	6	3	9	0	0	1	0	0	0	0	0	0	0	0	0	0	0	0	0	0	0
E.Smith	7	1	8	0	0	3	0	0	0	0	0	0	0	0	0	0	0	0	0	0	0
J.Celestin	4	3	7	0	0	0	0	0	0	0	0	1	0	0	0	0	0	0	0	0	0
D.Burton	5	1	6	0	0	0	0	0	1	0	0	0	0	0	0	0	0	0	0	0	0
M.Branch	4	0	4	0	0	0	0	0	0	0	0	0	0	0	0	0	0	0	0	0	0
R.Parker	3	0	3	0	0	0	0	0	0	0	0	0	0	0	0	0	0	0	0	0	0
G.Smith	2	1	3	1	7	1	2	0	0	0	0	0	0	0	0	0	0	0	0	0	0
JT.Jones	2	1	3	0	0	0	0	0	0	0	0	0	0	0	0	0	0	0	0	0	0
A.Winbush	2	0	2	1	7	1	1	0	0	0	0	0	0	0	0	0	0	0	0	0	0
R.Jarvis	2	0	2	1	1	1	1	0	0	0	0	0	0	0	0	0	0	0	0	0	0
C.Lammons	2	0	2	0	0	0	0	1	1	0	0	0	0	0	0	0	0	0	0	0	0
B.Wreh-Wilson	2	0	2	0	0	0	0	0	0	0	0	0	0	0	0	0	0	0	0	0	0
S.Cooper	2	0	2	0	0	0	0	0	0	0	0	0	0	0	0	0	0	0	0	0	0
J.Cunningham	1	1	2	0	0	0	2	0	0	0	0	0	0	0	0	0	0	0	0	0	0
J.Zimmer	1	1	2	0	0	0	0	0	0	0	0	0	0	0	0	0	0	0	0	0	0
T.Graham	1	1	2	0	0	0	0	0	0	0	0	0	0	0	0	0	0	0	0	0	0
J.Tuioti-Mariner	1	1	2	0	0	0	0	0	0	0	0	0	0	0	0	0	0	0	0	0	0
R.Neal	1	0	1	0	0	0	0	0	0	0	0	1	0	0	0	0	0	0	0	0	0
M.Cheridor	1	0	1	0	0	1	0	0	0	0	0	0	0	0	0	0	0	0	0	0	0
J.Harris	0	0	0	0	0	0	0	0	0	0	0	1	0	0	0	0	0	0	0	0	0
A.Gray	0	0	0	0	0	0	0	0	0	0	0	1	0	0	0	0	0	0	0	0	0
J.Fowler	0	0	0	0	0	0	0	0	0	0	0	1	0	0	0	0	0	0	0	0	0
J.Graham	0	0	0	0	0	0	0	0	0	0	0	1	0	0	0	0	0	0	0	0	0
T.Magee	0	0	0	0	0	0	0	0	0	0	0	0	0	0	1	0	0	0	0	0	0
T.Mangen	0	0	0	0	0	0	0	0	0	0	0	0	0	0	0	0	1	0	0	0	0
M.Williams	0	0	0	0	0	0	0	0	0	0	0	0	0	0	0	0	1	0	0	0	0
Total	49	14	63	3	15	8	6	1	2	0	0	6	0	0	1	0	2	0	0	0	0



Miami Dolphins vs Atlanta Falcons
8/30/2018 at Mercedes-Benz Stadium
First Half Summary

	PERIOD SCORES	
Dolphins	21 3 = 24	Dolphins 19:36
Falcons	0 7 = 7	Falcons 10:24

Scoring Plays

Team	Qtr	Time	Play Description (Extra Point) (Drive Info)	Visitor	Home
Dolphins	1	9:47	B.Howell 1 yd. pass from B.Osweller (J.Sanders kick) (10-75, 5:13)	7	0
Dolphins	1	6:22	K.Ballage 9 yd. run (J.Sanders kick) (7-55, 1:58)	14	0
Dolphins	1	2:27	B.Howell 1 yd. run (G.Joseph kick) (2-7, 0:30)	21	0
Dolphins	2	11:25	G.Joseph 33 yd. Field Goal (8-36, 3:29)	24	0
Falcons	2	0:25	M.Williams 8 yd. run (G.Tavecchio kick) (4-21, 0:31)	24	7

	Miami Dolphins	Atlanta Falcons
TOTAL FIRST DOWNS	16	3
First Downs Rushing-Passing-by Penalty	4 - 10 - 2	1 - 2 - 0
THIRD DOWN EFFICIENCY	3-8-38%	2-9-22%
TOTAL NET YARDS	216	64
Total Offensive Plays	44	30
NET YARDS RUSHING	50	23
NET YARDS PASSING	166	41
Gross Yards Passing	173	52
Times thrown-yards lost attempting to pass	1-7	2-11
Pass Attempts-Completions-Had Intercepted	29 - 20 - 1	19 - 6 - 1
Punts-Number and Average	2 - 51.5	6 - 42.2
Penalties-Number and Yards	1 - 10	5 - 52
Fumbles-Number and Lost	1 - 1	0 - 0
Red Zone Efficiency	3-4-75%	1-1-100%
Average Drive Start	MIA 38	ATL 35

Miami Dolphins

Atlanta Falcons

RUSHING	ATT	YDS	AVG	LG	TD	RUSHING	ATT	YDS	AVG	LG	TD						
K.Ballage	4	25	6.3	12	1	M.Williams	5	16	3.2	8	1						
D.Fales	3	12	4.0	13	0	J.Crawford	4	7	1.8	4	0						
B.Howell	3	7	2.3	6	1												
J.Langford	4	6	1.5	5	0												
Total	14	50	3.6	13	2	Total	9	23	2.6	8	1						
PASSING	ATT	CMP	YDS	SK/YD	TD	LG	IN	RT	PASSING	ATT	CMP	YDS	SK/YD	TD	LG	IN	RT
D.Fales	15	9	68	0/0	0	18	1	43.2	K.Benkert	19	6	52	2/11	0	16	1	19.0
B.Osweller	14	11	105	1/7	1	21	0	121.7									
Total	29	20	173	1/7	1	21	1	81.5	Total	19	6	52	2/11	0	16	1	19.0
PASS RECEIVING	TAR	REC	YDS	AVG	LG	TD	PASS RECEIVING	TAR	REC	YDS	AVG	LG	TD				
K.Ballage	4	3	37	12.3	18	0	M.Williams	1	1	16	16.0	16	0				
I.Ford	5	3	35	11.7	18	0	D.Gray	3	1	13	13.0	13	0				
L.Caroo	7	3	34	11.3	15	0	J.Graham	2	1	7	7.0	7	0				
B.Howell	3	3	26	8.7	21	1	L.Jordan	2	1	6	6.0	6	0				
J.Langford	5	3	3	1.0	4	0	J.Crawford	1	1	6	6.0	6	0				
R.Scott	2	2	15	7.5	10	0	C.Blake	2	1	4	4.0	4	0				
T.Duarte	1	1	11	11.0	11	0	R.Davis	4	0	0	0.0	0	0				
A.Derby	1	1	6	6.0	6	0	J.Fowler	1	0	0	0.0	0	0				
M.Lewis	1	1	6	6.0	6	0	D.Byrd	1	0	0	0.0	0	0				
Total	29	20	173	8.7	21	1	Total	17	6	52	8.7	16	0				

Miami Dolphins

Regular Defensive Plays

Special Teams

Misc



Miami Dolphins vs Atlanta Falcons
8/30/2018 at Mercedes-Benz Stadium

First Half Summary

	TKL	AST	COMB	SK	/ YDS	TFL	Q	IN	PD	FF	FR	TKL	AST	FF	FR	BL	TKL	AST	FF	FR	
T.Garvin	2	0	2	0	0	1	0	0	0	0	0	0	0	0	0	0	0	0	0	0	0
V.Taylor	2	0	2	0	0	0	0	0	0	0	0	0	0	0	0	0	0	0	0	0	0
W.Aikens	1	0	1	0	0	0	0	0	0	0	0	0	0	0	0	0	0	0	0	0	0
C.Allen	1	0	1	0	0	1	0	0	0	0	0	0	0	0	0	0	0	0	0	0	0
Total	6	0	6	0	0	2	0	0	0	0	0	0	0	0	0	0	0	0	0	0	0

Atlanta Falcons	Regular Defensive Plays											Special Teams					Misc				
	TKL	AST	COMB	SK	/ YDS	TFL	QH	IN	PD	FF	FR	TKL	AST	FF	FR	BL	TKL	AST	FF	FR	
E.Smith	4	1	5	0	0	2	0	0	0	0	0	0	0	0	0	0	0	0	0	0	0
D.Burton	3	1	4	0	0	0	0	0	1	0	0	0	0	0	0	0	0	0	0	0	0
E.Ellerbee	3	1	4	0	0	0	0	0	0	0	0	0	0	0	0	0	0	0	0	0	0
J.Celestin	2	2	4	0	0	0	0	0	0	0	0	1	0	0	0	0	0	0	0	0	0
Total	12	5	17	0	0	2	0	0	1	0	0	1	0	0	0	0	0	0	0	0	0



Miami Dolphins vs Atlanta Falcons at Mercedes-Benz Stadium

First Quarter

8/30/2018

Play By Play

ATL wins the coin toss and elects to defer. MIA elects to Receive, and ATL elects to defend the west goal. G.Tavecchio kicks 65 yards from ATL 35 to end zone, Touchback.

Miami Dolphins at 15:00

1-10-MIA 25	(15:00) B.Oswailer pass short right to K.Ballage to MIA 41 for 16 yards (J.Celestin).	P1
<u>1-10-MIA 41</u>	(14:31) (Shotgun) B.Oswailer pass short middle to A.Derby to MIA 47 for 6 yards (J.Celestin; E.Ellerbee).	
2-4-MIA 47	(14:02) K.Ballage left end to MIA 47 for no gain (E.Ellerbee).	
3-4-MIA 47	(13:21) (Shotgun) B.Oswailer pass short left to K.Ballage pushed ob at 50 for 3 yards (E.Ellerbee).	
4-1-50	(12:43) B.Oswailer pass short right to K.Ballage to ATL 32 for 18 yards (R.Parker).	P2
<u>1-10-ATL 32</u>	(12:13) K.Ballage left tackle to ATL 28 for 4 yards (J.Celestin; D.Burton).	
2-6-ATL 28	(11:35) (Shotgun) B.Oswailer pass short left to B.Howell ran ob at ATL 7 for 21 yards (R.Neal).	P3
<u>1-7-ATL 7</u>	(10:57) B.Howell right guard to ATL 1 for 6 yards (A.Wimbush).	
2-1-ATL 1	(10:28) B.Howell right guard to ATL 1 for no gain (J.Zimmer).	
3-1-ATL 1	(9:52) B.Oswailer pass short right to B.Howell for 1 yard, TOUCHDOWN.	P4
J.Sanders extra point is GOOD, Center-L.Gravelle, Holder-M.Haack.		

MIA 7 ATL 0, 10 plays, 75 yards, 5:13 drive, 5:13 elapsed

J.Sanders kicks 69 yards from MIA 35 to ATL -4. J.Crawford to ATL 14 for 18 yards (C.Armstrong).

Atlanta Falcons at 9:47, (1st play from scrimmage 9:43)

1-10-ATL 14	(9:43) J.Crawford left tackle to ATL 16 for 2 yards (C.Malveaux).
2-8-ATL 16	(9:09) J.Crawford left guard to ATL 20 for 4 yards (W.Aikens).
3-4-ATL 20	(8:37) (Shotgun) K.Benkert pass incomplete short right to J.Graham [C.Malveaux].
4-4-ATL 20	(8:31) D.Marvin punts 42 yards to MIA 38, Center-J.Harris. D.Morgan to MIA 45 for 7 yards (J.Celestin).

Miami Dolphins at 8:20

1-10-MIA 45	(8:20) B.Oswailer pass incomplete short right to L.Carroo.	
2-10-MIA 45	(8:15) K.Ballage left end ran ob at ATL 43 for 12 yards (R.Parker).	R5
<u>1-10-ATL 43</u>	(7:36) B.Oswailer pass short left to L.Carroo to ATL 28 for 15 yards (B.Wreh-Wilson).	P6
<u>1-10-ATL 28</u>	(7:07) (Shotgun) B.Oswailer pass incomplete short right to K.Ballage.	
2-10-ATL 28	(6:59) (Shotgun) B.Oswailer pass short left to R.Scott to ATL 18 for 10 yards (D.Burton).	P7
	<i>PENALTY on ATL-E.Ellerbee, Unnecessary Roughness, 9 yards, enforced at ATL 18.</i>	X8
<u>1-9-ATL 9</u>	(6:34) B.Oswailer pass incomplete short right to L.Carroo.	
2-9-ATL 9	(6:27) K.Ballage left guard for 9 yards, TOUCHDOWN.	R9
J.Sanders extra point is GOOD, Center-L.Gravelle, Holder-M.Haack.		

MIA 14 ATL 0, 7 plays, 55 yards, 1 penalty, 1:58 drive, 8:38 elapsed

J.Sanders kicks 65 yards from MIA 35 to end zone, Touchback. MIA-C.Armstrong was injured during the play.

Atlanta Falcons at 6:22

1-10-ATL 25	(6:22) K.Benkert pass incomplete short middle to R.Davis.
2-10-ATL 25	(6:17) K.Benkert pass incomplete short left to D.Gray (T.McTyer).
3-10-ATL 25	(6:13) (Shotgun) K.Benkert sacked at ATL 20 for -5 yards (J.Woodard).
4-15-ATL 20	(5:41) D.Marvin punts 51 yards to MIA 29, Center-J.Harris, downed by ATL-E.Smith.

Miami Dolphins at 5:26

1-10-MIA 29	(5:26) (Shotgun) B.Oswailer sacked at MIA 22 for -7 yards (A.Wimbush).
2-17-MIA 22	(4:49) (Shotgun) B.Oswailer pass short left to B.Howell to MIA 26 for 4 yards (J.Celestin).
3-13-MIA 26	(4:17) (Shotgun) B.Oswailer pass short right to R.Scott to MIA 31 for 5 yards (E.Ellerbee).
4-8-MIA 31	(4:10) M.Haack punts 49 yards to ATL 20, Center-L.Gravelle. I.Oliver to ATL 25 for 5 yards (K.Ballage).

Atlanta Falcons at 3:30

1-10-ATL 25	(3:30) J.Crawford right end to ATL 25 for no gain (C.Allen).
	<i>PENALTY on ATL-M.Gono, Offensive Holding, 10 yards, enforced at ATL 25 - No Play.</i>
1-20-ATL 15	(3:12) K.Benkert pass deep middle INTERCEPTED by S.Anthony (T.McTyer) [J.Pittman] at ATL 34. S.Anthony to ATL 15 for 19 yards (T.Manzen).
	<i>PENALTY on ATL-T.Mangen, Low Block, 8 yards, enforced at ATL 15.</i>

Miami Dolphins at 2:57

1-7-ATL 7	(2:57) (Shotgun) B.Oswailer pass short right to M.Lewis to ATL 1 for 6 yards.
-----------	---



Miami Dolphins vs Atlanta Falcons at Mercedes-Benz Stadium

2-1-ATL 1

(2:30) B.Howell right guard for 1 yard, TOUCHDOWN.

R10

G.Joseph extra point is GOOD, Center-L.Gravelle, Holder-M.Haack.

MIA 21 ATL 0, 2 plays, 7 yards, 0:30 drive, 12:33 elapsed

G.Joseph kicks 65 yards from MIA 35 to end zone, Touchback.

Atlanta Falcons at 2:27

1-10-ATL 25 (2:27) K.Benkert pass incomplete short right to R.Davis.

2-10-ATL 25 (2:23) M.Williams left guard to ATL 27 for 2 yards (S.Anthony).

3-8-ATL 27 (1:45) (Shotgun) K.Benkert pass short right to M.Williams ran ob at ATL 43 for 16 yards (A.Moten). P1

1-10-ATL 43 (1:00) K.Benkert pass incomplete deep right to D.Gray [C.Mathieu].

2-10-ATL 43 (:51) M.Williams left end to ATL 48 for 5 yards (V.Taylor).

3-5-ATL 48 (:16) (Shotgun) K.Benkert pass short right to C.Blake to MIA 48 for 4 yards (C.Tankersley).

END OF QUARTER

	Score	Time Poss	First Downs				Efficiencies	
			R	P	X	T	3 Down	4 Down
Miami Dolphins	21	9:37	3	6	1	10	1/3	1/1
Atlanta Falcons	0	5:23	0	1	0	1	1/4	0/0



Miami Dolphins vs Atlanta Falcons at Mercedes-Benz Stadium

Second Quarter

8/30/2018

Play By Play

Atlanta Falcons continued.

4-1-MIA 48 (15:00) M.Williams left end to MIA 49 for -1 yards (C.Allen).

Miami Dolphins at 14:54

1-10-MIA 49 (14:54) (Shotgun) D.Fales pass short right to J.Langford ran ob at ATL 47 for 4 yards [G.Smith].

2-6-ATL 47 (14:28) (Shotgun) D.Fales pass short left to T.Duarte to ATL 36 for 11 yards (D.Burton) [J.Cunningham].

P11

1-10-ATL 36 (13:57) (Shotgun) D.Fales pass short right to I.Ford pushed ob at ATL 31 for 5 yards (C.Lammons).

2-5-ATL 31 (13:23) (Shotgun) D.Fales pass short left to I.Ford to ATL 13 for 18 yards (D.Burton).

P12

1-10-ATL 13 (12:57) (Shotgun) D.Fales pass incomplete short left to L.Carroo (D.Burton).

2-10-ATL 13 (12:52) J.Langford left end to ATL 14 for -1 yards (E.Smith).

3-11-ATL 14 (12:12) (Shotgun) D.Fales pass short left to J.Langford to ATL 15 for -1 yards (E.Smith).

4-12-ATL 15 (11:29) G.Joseph 33 yard field goal is GOOD, Center-L.Gravelle, Holder-M.Haack.

MIA 24 ATL 0, 8 plays, 36 yards, 3:29 drive, 3:35 elapsed

G.Joseph kicks 65 yards from MIA 35 to end zone, Touchback.

Atlanta Falcons at 11:25

1-10-ATL 25 (11:25) M.Williams right end to ATL 29 for 4 yards (T.Garvin).

PENALTY on ATL-T.Mangen, Offensive Holding, 10 yards, enforced at ATL 25 - No Play.

1-20-ATL 15 (11:06) (Shotgun) K.Benkert pass incomplete short left to L.Jordan.

2-20-ATL 15 (11:02) (Shotgun) K.Benkert pass short left to L.Jordan pushed ob at ATL 21 for 6 yards (T.Lippett).

3-14-ATL 21 (10:29) (Shotgun) K.Benkert pass short left to J.Graham pushed ob at ATL 28 for 7 yards (T.Garvin) [A.Moten].

4-7-ATL 28 (10:06) D.Marvin punts 47 yards to MIA 25, Center-J.Harris. D.Morgan to MIA 24 for -1 yards (J.Harris).

Miami Dolphins at 9:56

1-10-MIA 24 (9:56) D.Fales pass incomplete short right to T.Duarte [G.Smith].

PENALTY on ATL-G.Smith, Roughing the Passer, 15 yards, enforced at MIA 24 - No Play.

X13

1-10-MIA 39 (9:52) J.Langford left guard to MIA 37 for -2 yards (M.Cheridor).

2-12-MIA 37 (9:19) (Shotgun) D.Fales pass short left to L.Carroo to MIA 43 for 6 yards (E.Smith).

3-6-MIA 43 (8:39) (Shotgun) D.Fales pass short right to L.Carroo to ATL 44 for 13 yards (B.Wreh-Wilson). ATL-B.Wreh-Wilson was injured during the play.

P14

1-10-ATL 44 (7:58) J.Langford left end to ATL 40 for 4 yards (E.Smith).

2-6-ATL 40 (7:19) J.Langford right tackle to ATL 35 for 5 yards (E.Smith; T.Graham).

3-1-ATL 35 (6:54) D.Fales right guard to ATL 35 for no gain.

Timeout #1 by MIA at 06:17.

4-1-ATL 35 (6:17) J.Sanders 53 yard field goal is No Good, Short, Center-L.Gravelle, Holder-M.Haack.

Atlanta Falcons at 6:12

1-10-ATL 43 (6:12) K.Benkert pass incomplete short right to J.Fowler (C.Malveaux).

2-10-ATL 43 (6:07) (Shotgun) J.Crawford left end to ATL 45 for 2 yards (V.Taylor).

3-8-ATL 45 (5:28) (Shotgun) K.Benkert pass incomplete deep right to C.Blake.

4-8-ATL 45 (5:22) D.Marvin punts 30 yards to MIA 25, Center-J.Harris, out of bounds.

Miami Dolphins at 5:13

1-10-MIA 25 (5:13) (Shotgun) D.Fales pass incomplete short right to J.Langford.

2-10-MIA 25 (5:08) J.Langford right end to MIA 30 for 5 yards (E.Smith; T.Graham).

PENALTY on MIA-E.Smith, Offensive Holding, 10 yards, enforced at MIA 25 - No Play.

2-20-MIA 15 (4:47) (Shotgun) D.Fales pass short right to J.Langford to MIA 15 for no gain (J.Cunningham).

3-20-MIA 15 (4:20) (Shotgun) D.Fales pass incomplete deep left to L.Carroo.

4-20-MIA 15 (4:12) M.Haack punts 54 yards to ATL 31, Center-L.Gravelle, fair catch by R.Davis.

Atlanta Falcons at 4:05

1-10-ATL 31 (4:05) K.Benkert pass incomplete deep right to R.Davis [J.Woodard].

2-10-ATL 31 (3:56) (Shotgun) M.Williams right tackle to ATL 33 for 2 yards (K.Langford).

3-8-ATL 33 (3:19) (Shotgun) K.Benkert pass incomplete short middle to D.Byrd (Ja.Davis).

4-8-ATL 33 (3:14) D.Marvin punts 48 yards to MIA 19, Center-J.Harris. D.Morgan to MIA 24 for 5 yards (R.Neal).

Miami Dolphins at 3:02

1-10-MIA 24 (3:02) (Shotgun) D.Fales pass short left to I.Ford to MIA 36 for 12 yards (M.Branch).

P15



Miami Dolphins vs Atlanta Falcons at Mercedes-Benz Stadium

- 1-10-MIA 36 (2:36) (No Huddle, Shotgun) D.Fales pass incomplete short left to J.Langford.
- 2-10-MIA 36 (2:32) (No Huddle, Shotgun) D.Fales pass incomplete short middle to I.Ford.
- 3-10-MIA 36 (2:27) (No Huddle, Shotgun) D.Fales scrambles left end to MIA 49 for 13 yards (M.Branch).

R16

Two-Minute Warning

- 1-10-MIA 49 (2:00) (Shotgun) D.Fales pass short middle intended for I.Ford INTERCEPTED by C.Lammons at ATL 46. C.Lammons to ATL 46 for no gain (I.Ford).
The Replay Official reviewed the interception ruling, and the play was Upheld. The ruling on the field stands.

Atlanta Falcons at 1:49

- 1-10-ATL 46 (1:49) (Shotgun) J.Crawford right guard to ATL 45 for -1 yards (T.Garvin).
- 2-11-ATL 45 (1:30) (No Huddle, Shotgun) K.Benkert pass short left to J.Crawford to MIA 49 for 6 yards.
- 3-5-MIA 49 (1:25) (No Huddle, Shotgun) K.Benkert sacked at ATL 45 for -6 yards (C.Mathieu).
Timeout #2 by MIA at 01:06.
- 4-11-ATL 45 (1:06) D.Marvin punts 35 yards to MIA 20, Center-J.Harris. D.Morgan MUFFS catch, RECOVERED by ATL-T.Magee at MIA 21. T.Magee to MIA 21 for no gain (J.Alston).

Atlanta Falcons at 0:56

- 1-10-MIA 21 (:56) (Shotgun) K.Benkert pass incomplete deep middle to R.Davis.
- 2-10-MIA 21 (:52) (Shotgun) K.Benkert pass incomplete short right.
- 3-10-MIA 21 (:43) (Shotgun) K.Benkert pass short right to D.Gray to MIA 8 for 13 yards (M.Smith).
Timeout #1 by ATL at 00:31.

P2

- 1-8-MIA 8 (:31) (Shotgun) M.Williams left end for 8 yards, TOUCHDOWN.

R3

G.Tavecchio extra point is GOOD, Center-J.Harris, Holder-M.Bosher.

MIA 24 ATL 7, 4 plays, 21 yards, 0:31 drive, 14:35 elapsed

D.Marvin kicks 65 yards from ATL 35 to end zone, Touchback.

Miami Dolphins at 0:25

- 1-10-MIA 25 (:25) D.Fales kneels to MIA 24 for -1 yards.

END OF QUARTER

		Time	First Downs					Efficiencies	
	Score	Poss	R	P	X	T	3 Down	4 Down	
Miami Dolphins	24	9:59	1	4	1	6	2/5	0/0	
Atlanta Falcons	7	5:01	1	1	0	2	1/5	0/1	



Miami Dolphins vs Atlanta Falcons at Mercedes-Benz Stadium

Third Quarter

8/30/2018

Play By Play

ATL elects to Receive, and MIA elects to defend the West goal.

G.Joseph kicks 65 yards from MIA 35 to end zone, Touchback.

Atlanta Falcons at 15:00

1-10-ATL 25 (15:00) K.Benkert pass deep middle intended for R.Davis INTERCEPTED by J.Lucas at ATL 45. J.Lucas to ATL 30 for 15 yards (M.Williams).

Miami Dolphins at 14:49

1-10-ATL 30 (14:49) B.Radcliff right end to ATL 27 for 3 yards (R.Jarvis).

2-7-ATL 27 (14:14) B.Radcliff right tackle to ATL 24 for 3 yards.

PENALTY on MIA-M.Matthews, Offensive Holding, 10 yards, enforced at ATL 27 - No Play.

2-17-ATL 37 (13:58) (Shotgun) B.Oswelner pass incomplete short right to L.Carroo.

3-17-ATL 37 (13:54) (Shotgun) B.Oswelner sacked at ATL 44 for -7 yards (G.Smith).

4-24-ATL 44 (13:11) M.Haack punts 40 yards to ATL 4, Center-L.Gravelle, downed by MIA-F.Owusu.

Atlanta Falcons at 13:03

1-10-ATL 4 (13:03) M.Williams left guard to ATL 9 for 5 yards (Q.Poling).

2-5-ATL 9 (12:22) M.Williams left tackle to ATL 8 for -1 yards (J.Lucas).

3-6-ATL 8 (11:44) (Shotgun) K.Benkert pass short left to M.Williams ran ob at ATL 27 for 19 yards (F.Ginda). P4

1-10-ATL 27 (11:06) K.Benkert pass deep left to J.Graham to 50 for 23 yards (J.Lucas). P5

1-10-50 (10:39) K.Benkert pass short left to J.Williams pushed ob at MIA 46 for 4 yards (Ja.Davis).

2-6-MIA 46 (10:12) PENALTY on ATL-J.Hassenauer, False Start, 5 yards, enforced at MIA 46 - No Play.

2-11-ATL 49 (9:58) (Shotgun) J.Crawford right guard to ATL 46 for -3 yards (F.Ginda).

3-14-ATL 46 (9:19) (Shotgun) K.Benkert scrambles left end ran ob at ATL 49 for 3 yards (C.Collins).

4-11-ATL 49 (8:48) D.Marvin punts 38 yards to MIA 13, Center-J.Harris, fair catch by D.Morgan.

Miami Dolphins at 8:41

1-10-MIA 13 (8:41) (Shotgun) B.Radcliff left tackle to MIA 19 for 6 yards (E.Ellerbee).

2-4-MIA 19 (8:09) B.Radcliff right guard to MIA 22 for 3 yards (J.Zimmer, G.Smith).

3-1-MIA 22 (7:28) (Shotgun) B.Oswelner pass incomplete short right to B.Radcliff.

4-1-MIA 22 (7:22) M.Haack punts 56 yards to ATL 22, Center-L.Gravelle, downed by MIA-J.Alston.

Atlanta Falcons at 7:10

1-10-ATL 22 (7:10) T.Magee right tackle to ATL 32 for 10 yards (C.Mathieu). R6

1-10-ATL 32 (6:26) K.Benkert sacked at ATL 27 for -5 yards (J.Lucas).

2-15-ATL 27 (5:40) (Shotgun) K.Benkert pass incomplete short middle to R.Davis.

3-15-ATL 27 (5:35) (Shotgun) K.Benkert pass short middle to T.Magee to ATL 32 for 5 yards (F.Ginda).

4-10-ATL 32 (4:55) D.Marvin punts 58 yards to MIA 10, Center-J.Harris. D.Morgan to MIA 22 for 12 yards (A.Gray).

Miami Dolphins at 4:46

1-10-MIA 22 (4:46) (Shotgun) B.Oswelner pass incomplete deep right to M.Lewis.

PENALTY on ATL-J.Tuotii-Mariner, Roughing the Passer, 15 yards, enforced at MIA 22 - No Play. X17

1-10-MIA 37 (4:40) B.Radcliff right tackle to MIA 43 for 6 yards (J.Tuotii-Mariner; E.Ellerbee).

2-4-MIA 43 (4:11) (Shotgun) B.Oswelner pass incomplete short left to B.Radcliff.

3-4-MIA 43 (4:05) (Shotgun) B.Oswelner pass short middle to F.Owusu to MIA 47 for 4 yards (D.Burton). P18

1-10-MIA 47 (3:33) (Shotgun) B.Oswelner pass incomplete short middle to F.Owusu.

2-10-MIA 47 (3:29) (Shotgun) B.Oswelner pass short right to M.Lewis to ATL 45 for 8 yards (C.Lammons).

3-2-ATL 45 (2:48) (Shotgun) B.Oswelner pass short left to I.Ford to ATL 37 for 8 yards (M.Branch). P19

1-10-ATL 37 (2:12) (Shotgun) B.Oswelner pass incomplete short right to J.Langford.

2-10-ATL 37 (2:07) B.Oswelner scrambles right end to ATL 32 for 5 yards (S.Cooper).

3-5-ATL 32 (1:28) (Shotgun) B.Oswelner scrambles right end pushed ob at ATL 27 for 5 yards (J.Celestin). R20

PENALTY on ATL-R.Parker, Defensive Holding, 5 yards, enforced at ATL 27. X21

1-10-ATL 22 (1:09) B.Radcliff left tackle to ATL 22 for no gain (G.Smith).

2-10-ATL 22 (4:41) (Shotgun) B.Oswelner pass short middle to D.Morgan to ATL 14 for 8 yards (S.Cooper).

3-2-ATL 14 (0:07) (Shotgun) B.Oswelner pass incomplete short left to F.Owusu.

4-2-ATL 14 (0:01) (Shotgun) B.Oswelner pass short right to F.Owusu for 14 yards, TOUCHDOWN. P22

G.Joseph extra point is GOOD, Center-L.Gravelle, Holder-M.Haack.



Miami Dolphins vs Atlanta Falcons at Mercedes-Benz Stadium
MIA 31 ATL 7, 13 plays, 78 yards, 2 penalties, 4:46 drive, 15:00 elapsed

END OF QUARTER	Score	Time Poss	First Downs				Efficiencies	
			R	P	X	T	3 Down	4 Down
Miami Dolphins	31	8:03	1	3	2	6	3/6	1/1
Atlanta Falcons	7	6:57	1	2	0	3	1/3	0/0



Miami Dolphins vs Atlanta Falcons at Mercedes-Benz Stadium

Fourth Quarter

8/30/2018

Play By Play

Atlanta Falcons continued.

G.Joseph kicks 65 yards from MIA 35 to end zone, Touchback.

Atlanta Falcons at 15:00

- 1-10-ATL 25 (15:00) G.Grayson right end ran ob at ATL 33 for 8 yards (Q.Poling).
- 2-2-ATL 33 (14:36) T.Magee left end to ATL 32 for -1 yards (C.Collins).
- 3-3-ATL 32 (13:54) (Shotgun) G.Grayson pass incomplete short right to D.Gray.
- 4-3-ATL 32 (13:50) D.Marvin punts 41 yards to MIA 27, Center-J.Harris. D.Morgan to MIA 29 for 2 yards (J.Fowler).
PENALTY on MIA-C.Armstrong, Offensive Holding, 10 yards, enforced at MIA 27.

Miami Dolphins at 13:40

- 1-10-MIA 17 (13:40) J.Langford left guard to MIA 21 for 4 yards (J.Cunningham; J.Celestin).
- 2-6-MIA 21 (13:08) J.Langford right end to MIA 21 for no gain (J.Tuioti-Mariner).
- 3-6-MIA 21 (12:30) (Shotgun) D.Fales pass incomplete short right to M.Lewis [J.Cunningham].
- 4-6-MIA 21 (12:26) M.Haack punts 51 yards to ATL 28, Center-L.Gravelle, fair catch by R.Davis.

Atlanta Falcons at 12:17

- 1-10-ATL 28 (12:17) T.Magee left end to ATL 25 for -3 yards (F.Ginda).
- 2-13-ATL 25 (11:40) (Shotgun) G.Grayson pass short right to J.Graham to ATL 31 for 6 yards (Q.Poling).
- 3-7-ATL 31 (11:34) (Shotgun) *PENALTY on ATL-A.Gray, False Start, 5 yards, enforced at ATL 31 - No Play.*
- 3-12-ATL 26 (10:39) (Shotgun) G.Grayson pass short middle to T.Magee to ATL 34 for 8 yards (Q.Redmon).
- 4-4-ATL 34 (10:03) D.Marvin punts 55 yards to MIA 11, Center-J.Harris. D.Morgan to MIA 23 for 12 yards (J.Graham).

Miami Dolphins at 9:49

- 1-10-MIA 23 (9:49) (Shotgun) B.Radcliff right tackle to MIA 26 for 3 yards (J.Celestin).
- 2-7-MIA 26 (9:21) (Shotgun) D.Fales pass short left to D.Morgan pushed ob at MIA 32 for 6 yards (R.Parker).
- 3-1-MIA 32 (8:49) D.Fales pass short right to B.Radcliff ran ob at MIA 38 for 6 yards (E.Smith). P23
- 1-10-MIA 38 (8:11) B.Radcliff left end to MIA 39 for 1 yard (E.Smith).
- 2-9-MIA 39 (7:39) B.Radcliff left tackle to ATL 49 for 12 yards (E.Ellerbee). R24
- 1-10-ATL 49 (7:10) D.Fales pass short right to T.Duarte to ATL 38 for 11 yards (M.Branch). P25
- 1-10-ATL 38 (6:38) B.Radcliff right guard to ATL 40 for -2 yards (E.Smith).
- 2-12-ATL 40 (6:02) (Shotgun) D.Fales pass short left to D.Morgan to ATL 37 for 3 yards (T.Graham).
- 3-9-ATL 37 (5:26) (Shotgun) D.Fales sacked at ATL 38 for -1 yards (R.Jarvis).
- 4-10-ATL 38 (4:39) **J.Sanders 56 yard field goal is GOOD, Center-L.Gravelle, Holder-M.Haack.**

MIA 34 ATL 7, 10 plays, 39 yards, 5:16 drive, 10:27 elapsed

G.Joseph kicks 65 yards from MIA 35 to end zone, Touchback.

Atlanta Falcons at 4:33

- 1-10-ATL 25 (4:33) (Shotgun) J.Crawford left guard to ATL 36 for 11 yards (T.Lippett). R7
- 1-10-ATL 36 (4:00) J.Crawford right end to ATL 47 for 11 yards (Q.Poling). R8
- 1-10-ATL 47 (3:54) (Shotgun) G.Grayson pass incomplete short right to A.Gray.
- 2-10-ATL 47 (3:46) (Shotgun) G.Grayson pass incomplete short left to C.Blake.
- 3-10-ATL 47 (3:41) (Shotgun) *PENALTY on ATL-M.Gono, False Start, 5 yards, enforced at ATL 47 - No Play.*
- 3-15-ATL 42 (3:41) (Shotgun) G.Grayson pass incomplete deep right to L.Jordan (Q.Poling).
- 4-15-ATL 42 (3:37) D.Marvin punts 58 yards to end zone, Center-J.Harris, Touchback.

Miami Dolphins at 3:28

- 1-10-MIA 20 (3:28) B.Radcliff right tackle to MIA 33 for 13 yards (JT.Jones). R26
- 1-10-MIA 33 (2:44) B.Radcliff right end ran ob at MIA 36 for 3 yards (JT.Jones).
- 2-7-MIA 36 (2:39) B.Radcliff left guard to MIA 36 for no gain (JT.Jones; E.Ellerbee).

Two-Minute Warning

- 3-7-MIA 36 (2:00) B.Radcliff left end to MIA 42 for 6 yards (D.Burton).
- 4-1-MIA 42 (1:16) B.Radcliff right guard to MIA 41 for -1 yards (E.Ellerbee).

Atlanta Falcons at 1:08

- 1-10-MIA 41 (1:08) T.Magee left end to MIA 27 for 14 yards (Ja.Davis). R9
- 1-10-MIA 27 (4:45) T.Magee left end to MIA 23 for 4 yards (F.Ginda).



Miami Dolphins vs Atlanta Falcons at Mercedes-Benz Stadium

2-6-MIA 23 (-10) T.Magee left end to MIA 20 for 3 yards (J.Woodard).

END OF QUARTER	Score	Time Poss	First Downs				Efficiencies	
			R	P	X	T	3 Down	4 Down
Miami Dolphins	34	8:59	2	2	0	4	1/4	0/1
Atlanta Falcons	7	6:01	3	0	0	3	0/3	0/0



Miscellaneous Statistics Report

Miami Dolphins vs Atlanta Falcons
8/30/2018 at Mercedes-Benz Stadium

Ten Longest Plays for Miami Dolphins

Yards	Qtr	Play Start	Play Description
21	1	2-6-ATL 28	(11:35) (Shotgun) B.Osweller pass short left to K.Howell ran ob at ATL 7 for 21 yards (R.Neal).
19	1	2-10-ATL 28	(6:59) (Shotgun) B.Osweller pass short left to R.Scott at ATL 18 for 10 yards (D.Burton). PENALTY on ATL-E.Ellerbee, Unnecessary Roughness, 9 yards, enforced at ATL 18.
18	1	4-1-50	(12:43) B.Osweller pass short right to K.Ballage to ATL 32 for 18 yards (R.Parker).
18	2	2-5-ATL 31	(13:23) (Shotgun) D.Fales pass short left to I.Ford to ATL 13 for 18 yards (D.Burton).
16	1	1-10-MIA 25	(15:00) (Shotgun) B.Osweller pass short right to K.Ballage to MIA 41 for 16 yards (J.Celestin).
15	1	1-10-ATL 43	(7:36) B.Osweller pass short left to L.Carroo to ATL 28 for 15 yards (B.Wreh-Wilson).
14	3	4-2-ATL 14	(:01) (Shotgun) B.Osweller pass short right to F.Owusu for 14 yards, TOUCHDOWN.
13	2	3-6-MIA 43	(8:39) (Shotgun) D.Fales pass short right to L.Carroo to ATL 44 for 13 yards (B.Wreh-Wilson). ATL-B.Wreh-Wilson was injured during the play.
13	2	3-10-MIA 36	(2:27) (No Huddle, Shotgun) D.Fales scrambles left end to MIA 49 for 13 yards (M.Branch).
13	4	1-10-MIA 20	(3:28) B.Radcliff right tackle to MIA 33 for 13 yards (JT.Jones).

Ten Longest Plays for Atlanta Falcons

Yards	Qtr	Play Start	Play Description
23	3	1-10-ATL 27	(11:06) K.Benkert pass deep left to J.Graham to 50 for 23 yards (J.Lucas).
19	3	3-6-ATL 8	(11:44) (Shotgun) K.Benkert pass short left to M.Williams ran ob at ATL 27 for 19 yards (F.Ginda).
16	1	3-8-ATL 27	(1:45) (Shotgun) K.Benkert pass short right to M.Williams ran ob at ATL 43 for 16 yards (A.Moten).
14	4	1-10-MIA 41	(1:08) T.Magee left end to MIA 27 for 14 yards (Ja.Davis).
13	2	3-10-MIA 21	(:43) (Shotgun) K.Benkert pass short right to D.Gray to MIA 8 for 13 yards (M.Smith).
11	4	1-10-ATL 25	(4:33) (Shotgun) J.Crawford left guard to ATL 36 for 11 yards (T.Lippett).
11	4	1-10-ATL 36	(4:00) J.Crawford right end to ATL 47 for 11 yards (Q.Poling).
10	3	1-10-ATL 22	(7:10) T.Magee right tackle to ATL 32 for 10 yards (C.Mathieu).
8	2	1-8-MIA 8	(:31) (Shotgun) M.Williams left end for 8 yards, TOUCHDOWN.
8	4	1-10-ATL 25	(15:00) G.Grayson right end ran ob at ATL 33 for 8 yards (Q.Poling).

Touchdown Scoring Information

		Offense	Defense	Special Teams
VISITOR	Miami Dolphins	4	0	0
HOME	Atlanta Falcons	1	0	0

Player Scoring Information

Club	Player	TD	Rush TD	Rec TD	KO TD	Punt TD	Int TD	Fum TD	Misc TD	FG	XP	2Pt Rush	2Pt Rec	Sfty	Points
MIA	B.Howell	0	1	1	0	0	0	0	0	0	0	0	0	0	12
MIA	K.Ballage	0	1	0	0	0	0	0	0	0	0	0	0	0	6
MIA	F.Owusu	0	0	1	0	0	0	0	0	0	0	0	0	0	6
MIA	G.Joseph	0	0	0	0	0	0	0	0	1	2	0	0	0	5
MIA	J.Sanders	0	0	0	0	0	0	0	0	1	2	0	0	0	5
ATL	M.Williams	0	1	0	0	0	0	0	0	0	0	0	0	0	6
ATL	G.Tavecchio	0	0	0	0	0	0	0	0	0	1	0	0	0	1

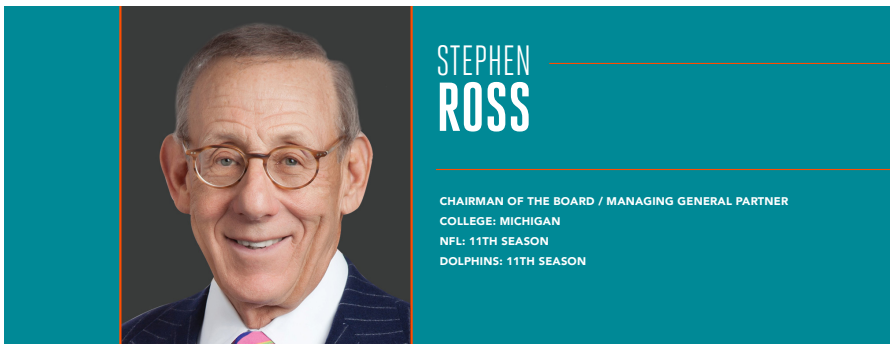
Possession Detail

	First Half		Second Half		Game	
	Visitor	Home	Visitor	Home	Visitor	Home
Largest Lead	24	0	27	0	27	0
Drives Leading	8	0	6	0	14	0
Time of Possession Leading	14:23	0:00	17:02	0:00	31:25	0:00
Largest Deficit	0	-24	0	-27	0	-27
Drives Trailing	0	9	0	7	0	16
Time of Possession Trailing	0:00	10:24	0:00	12:58	0:00	23:22
Times Score Tied Up		0		0		0
Lead Changes		1		0		1



BIOS





Stephen M. Ross, Chairman and Founder of Related Companies – an international real estate firm – began his ownership interest in the Miami Dolphins in February of 2008 when he became a 50 percent partner with H. Wayne Huizenga in the team, Hard Rock Stadium and the surrounding developable land. He increased that share to a 95 percent ownership of the team and the stadium on Jan. 20, 2009 and assumed the responsibility of managing general partner of both the Dolphins and the stadium, which culminated one of his long-held dreams; Mr. Ross grew up in South Florida and the Dolphins have been a lifetime passion for him.

Under Mr. Ross' leadership, the Dolphins have become one of the most fan-friendly teams in the National Football League. They have significantly expanded the Miami Dolphins Foundation's presence in the South Florida community with a host of new civic and charitable initiatives. Additionally, Mr. Ross reached a unique agreement with Miami-Dade County in June 2014 to modernize the home stadium of the Miami Dolphins. Phase I of the project was completed in time for the 2015 season and changed every seat in the stadium, rebuilt the concourses on the 100 and 300 levels, moved seats 25-feet closer to the field on the north and south sidelines, introduced five new premium spaces and allowed fans to enjoy improved food, enhanced concourses and 16 new restroom facilities throughout the stadium. For the 2016 season, Hard Rock Stadium installed a state-of-the-art canopy that keeps as many as 92 percent of the spectators in the shade and protected from the rain and four giant high-definition video boards. Unveiled in 2017 were remodeled, modernized suites throughout the stadium offering a more intimate club space on the 200 level with improved amenities and food. Also, Mr. Ross has lived up to his pledge to provide the coaches, support staff and players all of the necessary resources to build a winning team, including a \$10 million renovation to make the club's training facility a state-of-the-art venue that incorporates the latest technology and advances.

Mr. Ross is committed to supporting the community that supports the Dolphins. He has strengthened the reach of the Miami Dolphins Foundation, offering tremendous support in the areas of education, health, volunteerism and youth programs. In May 2013, Mr. Ross pledged to give more than half of his estate to philanthropic causes and charitable organizations, including South Florida-based institutions. The commitment was made through the Giving Pledge, a long-term global initiative created by Warren Buffett and Bill and Melinda Gates that aims to inspire deeper engagement in philanthropy and increase charitable giving globally. As an NFL owner, he is using his platform to harness the unifying power of sport to advance race relations across the country through the establishment of the nonprofit organization Ross Initiative in Sports for Equality (RISE). The nonprofit's efforts have been so impactful, RISE was recognized in 2017 by ESPN's Humanitarian Awards for the Stuart Scott Enspire Award. The award celebrates people who have taken risk and used an innovative approach to helping the disadvantaged through the power of sports. Mr. Ross' efforts through RISE were honored as they personify the ethos of fairness, ethics, respect and fellowship with others.

Mr. Ross graduated from the University of Michigan with a Bachelor of Business Administration degree and from Wayne State University Law School with a Juris Doctor degree. He later received a Master of Laws in Taxation from New York University School of Law. In 2004, the University of Michigan renamed its business school the Stephen M. Ross School of Business at the University of Michigan and in 2011, the school awarded him an honorary Doctor of Laws degree at its commencement.



MIKE TANNENBAUM

EXECUTIVE VICE PRESIDENT, FOOTBALL OPERATIONS

COLLEGE: MASSACHUSETTS

NFL: 22ND SEASON

DOLPHINS: FOURTH SEASON

Mike Tannenbaum enters his fourth season as the team's executive vice president of football operations after he was named to the role on Jan. 6, 2015. He originally joined the organization as a consultant in August 2014 and has more than 20 years of NFL experience at various levels of NFL personnel departments and front offices.

In his role, Tannenbaum oversees and coordinates the effort of football operations and administration. He works together with General Manager Chris Grier and Head Coach Adam Gase and other senior executives in implementing the philosophy of building a championship caliber football team. In Tannenbaum's first three seasons, he has overseen a successful transition to a new head coach and general manager, and helped the Dolphins earn their first playoff berth in eight years with a 10-6 record in 2016.

Tannenbaum has made several significant trades during his Dolphins tenure. He acquired wide receiver Kenny Stills in 2015 from the New Orleans Saints. Stills led the Dolphins with nine touchdowns and finished third in the NFL with a 17.3 yards per reception average in 2016. Prior to the 2016 NFL draft, Tannenbaum swapped first-round picks with Philadelphia, moving down five spots and adding linebacker Kiko Alonso and cornerback Byron Maxwell. The team used the acquired first-round pick (No. 13 overall) on offensive lineman Laremy Tunsil, successfully adding three starters in exchange for one selection. In 2016, Alonso led the team with 115 tackles (69 solo), Maxwell had more passes defended (15) than any Dolphins player since 2008 and Tunsil became the first Dolphin to ever start games at both guard and tackle as a rookie.

Tannenbaum has been instrumental in getting long-term contract extensions done with some of the Dolphins' top players. He renegotiated quarterback Ryan Tannehill's contract in 2017 and 2018 as one of the most modest contracts for a starting quarterback in the NFL. Tannenbaum also extended Pro Bowl defensive end Cameron Wake's deal in 2016 and 2017 and reached an extension with Pro Bowl safety Reshad Jones in 2017.

Prior to the Dolphins, Tannenbaum spent two years (2013-14) as an agent and principal at Priority Sports and Entertainment. He spent the previous 16 seasons (1997-2012) in various roles for the New York Jets, including his final seven years (2006-12) as the team's executive vice president and general manager. During his time as general manager, the Jets went to the playoffs three times, won four playoff games and made two AFC Championship game appearances.

Tannenbaum began his tenure in New York as director of player contracts in 1997 and was promoted to assistant general manager and director of pro personnel in 2001. In 2004, he was elevated to the role of assistant general manager and senior vice president of football operations before taking on the role of general manager prior to the 2006 season. Tannenbaum's first draft at the helm as general manager began with the selection of two offensive linemen, making the Jets the first team since the 1975 L.A. Rams to select two offensive linemen in the first round. Both left tackle D'Brickashaw Ferguson, chosen fourth overall, and center Nick Mangold, selected 29th overall, were named to various NFL All-Rookie teams and have since been named to multiple Pro Bowls. That draft class started 47 games in 2006 and helped the Jets advance to the first round of the NFL playoffs with a record of 10-6, a six-win improvement from the 2005 campaign.

In Tannenbaum's second draft as GM, the Jets selected two invaluable additions to their defense. Using the trade route, they moved up in rounds one and two to select cornerback Darrelle Revis and linebacker David Harris, respectively. Both emerged as starters as rookies. Revis quickly blossomed into a perennial All-Pro and Harris emerged as one of the game's most consistent linebackers. The 2011 draft generated an immediate impact when Tannenbaum selected first-rounder Muhammed Wilkerson, who started all 16 games on the defensive line during his rookie season.

Tannenbaum began his career in the NFL with the New Orleans Saints in 1994 before accepting the position of player personnel assistant with the Cleveland Browns in 1995. He returned to the Saints for the 1996 season as a player personnel assistant prior to joining the Jets in 1997.

A native of Needham, Massachusetts, Tannenbaum earned an accounting degree from the University of Massachusetts-Amherst and graduated cum laude from Tulane University Law School. He also was selected to the NFL General Managers Advisory Committee in 2008 and appointed to the board of directors of the Sports Lawyers Association, while serving as a member of the American Bar Association in the sports and entertainment division.



CHRIS GRIER

GENERAL MANAGER
COLLEGE: MASSACHUSETTS
NFL: 24TH SEASON
DOLPHINS: 19TH SEASON

Chris Grier is entering his 19th season with the Miami Dolphins and third as the club's general manager. Grier was appointed general manager on Jan. 4, 2016 after spending the previous nine years as the team's director of college scouting. He works together with Executive Vice President of Football Operations Mike Tannenbaum and Head Coach Adam Gase to help build a championship-caliber football team. In his role, Grier oversees the draft, both college and pro personnel departments and all scouting efforts.

The 2017 draft saw Grier and his personnel department net several key contributors. The Dolphins finished the season with 10 rookies on the active roster and four more on injured reserve or non-football illness lists. Miami was one of just three teams to play eight rookies on defense and one of just six to have at least four rookies start games on defense. Six undrafted rookie free agents contributed to the team that season. Defensive tackle Davon Godchaux finished his rookie campaign fourth among all NFL defensive linemen with 40 tackles (26 solo), despite being a fifth-round pick.

In his first draft as general manager in 2016, Grier worked with his staff to bring linebacker Kiko Alonso and cornerback Byron Maxwell to Miami in a trade with the Philadelphia Eagles. The deal net the team the 13th pick of the draft, which Grier used to select offensive lineman Laremy Tunsil, who started 14 games as a rookie and became the first offensive lineman in franchise history to start at least one game at both guard and tackle in his rookie year. Alonso went on to start 15 games and lead the team with 115 total tackles (69 solo), ranking No. 9 in the AFC in 2016, while Maxwell started 13 games and had 15 passes defensed, the most by a Dolphins player since 2008.

The team also drafted running back Kenyan Drake and wide receiver Jakeem Grant in 2016, who became just the second rookie duo in team history to combine for a kickoff return and punt return for a touchdown in the same season. Cornerback Xavier Howard posted four interceptions in his sophomore season in 2017, including two interceptions of Patriots quarterback Tom Brady on Dec. 11, becoming the first player since Nov. 16, 2014 (Indianapolis' Mike Adams) to pick Brady off twice in the same game.

Grier helped turn more than half the roster over in 2016, as the team entered training camp with more than 45 new players acquired during the offseason. The results were a four-game improvement from the previous season, the fifth-best mark in the NFL. The Dolphins finished 10-6 with a playoff berth, the team's best record and first playoff appearance since 2008.

As the team's director of college scouting (2007-15), Grier was part of a front office that discovered numerous Pro Bowl players. During that time, the Dolphins drafted seven players that have combined for 14 Pro Bowl selections with the team. The list includes tackle Jake Long (2008-10), defensive tackle Paul Soliai (2011), punter Brandon Fields (2013), center Mike Pouncey (2013-15), safety Reshad Jones (2015; 2017), wide receiver Jarvis Landry (2015-17) and running back Jay Ajayi (2016).

Grier also did a good job of finding value late in drafts. Jones was a fifth-round pick in 2010 and was named the team's co-MVP following the 2015 season after he became the first player in team history to record at least 100 tackles, four interceptions and two sacks in a season. Ajayi was also a fifth-round pick (2015) and became the fourth player in NFL history to rush for 200 yards in three games during the same season. Ajayi's 1,272 rushing yards in 2016 were third-most in Dolphins history.

Prior to being the team's director of college scouting, Grier served as an area scout with the club from 2000-02, before being promoted to national scout/assistant director of college scouting in 2003. Miami won the AFC East during his first season with the team.


Grier started with the New England Patriots as an intern in 1994. He joined the club on a full-time basis the following year, and served as a regional scout until joining the Dolphins in 2000. In 1996, Grier was part of a New England staff that won the AFC Championship. He helped scout several players for a Patriots roster that went on to win Super Bowls XXXVI, XXXVIII and XXXIX.

Grier has worked with several of football's most successful coaches and executives throughout his career and that has helped shape his football philosophy. His father, Bobby Grier, is the former vice president of player personnel for the Patriots and recently retired as a senior personnel advisor with the Houston Texans. Chris has also worked with and learned under Pro Football Hall of Famer Bill Parcells, Patriots Head Coach Bill Belichick, Seattle Seahawks Head Coach Pete Carroll and University of Alabama Head Coach Nick Saban.

Grier attended the University of Massachusetts-Amherst where he majored in journalism and played football for two years before injuries ended his career. He spent his final two years there as an undergraduate assistant.

Chris' brother, Michael, played for the Edmonton Oilers, Washington Capitals, San Jose Sharks and Buffalo Sabres of the National Hockey League. He is currently an assistant coach for the New Jersey Devils.

A native of Holliston, Mass., Grier resides in Weston with his wife, Paige, and their two sons, Landon and Jackson.



ADAM GASE

HEAD COACH
COLLEGE: MICHIGAN STATE
NFL: 16TH SEASON
DOLPHINS: THIRD SEASON

Adam Gase was named the 12th head coach in Miami Dolphins history on Jan. 9, 2016. He holds a 16-16 record (.500) after his first two seasons as head coach.

As Miami's offensive play-caller, Gase helped engineer some memorable come-from-behind victories in 2017. In Week 6, the Dolphins overcame a 17-0 second-half deficit on the road against Atlanta, the defending NFC champions. The comeback was the team's largest since overcoming a 21-point deficit in 2005 and the team's largest road comeback win since the "Fake Spike" game in 1994. The following week, the Dolphins overcame a 14-point fourth-quarter deficit to defeat the New York Jets. Gase also helped running back Kenyan Drake lead the NFL in rushing with 444 yards during the final five weeks of the season.

In just his first season as an NFL head coach in 2016, Gase directed the Dolphins to a 10-6 record and playoff berth, the team's best record and first playoff appearance since 2008. Miami turned its season around with a six-game winning streak following a 1-4 start. The streak was the team's longest since 2005 and marked just the second time a coach other than Don Shula led the team to six straight regular season wins. From Week 6 through the end of the season, the team was third in the NFL in rushing offense (132.9 yards per game), tied for third in sacks allowed (13), tied for fourth in takeaways (21) and 11th in scoring offense (25.0 points per game). Halftime adjustments were also key to the team's improvement. The Dolphins finished the 2016 season with a +46 point differential after halftime, which ranked No. 8 in the NFL. The team outscored its opponents by a total of 221-175 after the break, including overtime wins vs. Cleveland (9/25) and at Buffalo (12/24).

With Gase directing the offense, quarterback Ryan Tannehill posted the most efficient season of his five-year NFL career, despite being lost to a season-ending injury in Week 14. Tannehill completed 261-of-389 passes (67.1 pct.) for 2,995 yards and 19 touchdowns. His 93.5 quarterback rating, 7.7 yards per attempt and 67.1 completion percentage were all career highs. Tannehill completed a 50-plus-yard pass in seven of his 13 games, which tied for the NFL lead. Tannehill and quarterback Matt Moore finished first and second in the NFL in highest red zone passer rating (min. six attempts), with Tannehill posting a 119.7 mark and Moore finishing second at 118.8.

In 2015, Gase was the offensive coordinator for the Chicago Bears. Under Gase, the Bears implemented a balanced offensive attack that improved the team's rushing totals from No. 27 in the season before Gase arrived in Chicago to No. 11 in 2015, as the unit averaged 25.6 more rushing yards per game. Bears quarterback Jay Cutler finished the 2015 season with the highest passer rating (92.3) of his career. Cutler also threw seven fewer interceptions than the previous season and his interception rate of 2.3 percent was the best showing of his career for a season where he played at least 12 games. In addition, Cutler's yards per attempt increased by 0.8, the second-largest one-year increase in his career.

Prior to joining the Bears, Gase spent six seasons (2009-14) with the Denver Broncos, during which the team compiled a 58-38 (.604) regular-season record, won four AFC West titles, three playoff games and an AFC Championship, including a trip to Super Bowl XLVIII.

While Gase was the Denver Broncos' offensive coordinator in 2013 and 2014, the Broncos led the NFL in scoring offense (34.0 points per game), total offense (430.1 yards per game) and passing offense (315.8 yards per game). During his two seasons as coordinator, seven players from the Broncos offense were named to the Pro Bowl: running back C.J. Anderson (2014), tackle Ryan Clady (2014), quarterback Peyton Manning (2013-14), wide receiver Emmanuel Sanders (2014), wide receiver Demaryius Thomas (2013-14), tight end Julius Thomas (2013-14) and guard Louis Vasquez (2013).

In 2014, the Broncos finished 12-4, winning the AFC West and earning a bye in the first round of the playoffs. Gase helped Denver finish second in scoring, averaging 30.1 points per contest. Manning continued his excellence, completing 66.2 percent of his passes and passing for 4,727 yards and 39 touchdowns. He set the NFL's career passing touchdown record on Oct. 19, 2014 against San Francisco. Demaryius Thomas broke the franchise's single-season receiving record with 1,619 receiving yards. He finished the year with 111 receptions, second in the league and a career high. Wide receiver Emmanuel Sanders also set career highs in both receptions (101) and receiving yards (1,404), ranking No. 5 in the NFL in both categories. Running back C.J. Anderson, who entered the 2014 season with just seven career carries, was instrumental in helping Denver finish the season strong. In the final seven games of the regular season, Anderson carried the ball 140 times for 648 yards (4.6 avg.) and eight touchdowns as the Broncos won five of their last seven contests. He became the first Denver running back since 2004 to rush for 150-plus yards in consecutive games.

In 2013, Gase's first as offensive coordinator, the Broncos set NFL records in both points (606) and touchdowns (76) and Denver's scoring output increased by 7.8 points per game. The Broncos totaled 59.4 yards per game more than they did in 2012 and led the NFL with 5,444 passing yards and 55 passing touchdowns. The explosive offense helped Denver finish the regular season 13-3, winning the AFC West and earning the top seed in the AFC playoffs, where the Broncos won the conference title and played in Super Bowl XLVIII.

In addition to setting NFL team records, Gase also helped Manning have the most prolific season of any quarterback in NFL history. Manning's 5,477 passing yards and 55 passing touchdowns were both NFL records that still stand today. Manning earned his fifth NFL MVP award and also was honored as the Maxwell Club Player of the Year and AP Offensive Player of the Year.

In total, the Broncos set or tied 12 NFL offense and scoring records in the 2013 season with Gase as offensive coordinator: points (606), touchdowns (76), players with 10 or more touchdowns (5), passing first downs (293), games with 50-plus points (3), points in the second half (318), individual passing yards (Manning, 5,477), individual passing touchdowns (Manning, 55), most four-touchdown passing games (Manning, 9), most two-touchdown passing games (Manning, 15), most 400-yard passing games (Peyton Manning, 4) and most 90-plus passer rating games (Manning, 15).

The 2013 Broncos were one of just four teams in the previous five seasons (2011-15) to have two 1,000-yard receivers and a 1,000-yard rusher. Wide receiver Demaryius Thomas was fourth in the NFL with 1,430 receiving yards, while fellow receiver Eric Decker ranked No. 9 with 1,288. Running back Knowshon Moreno rushed for 1,038 yards and 10 touchdowns. Denver became the only team in NFL history to have four players catch 10 or more touchdown passes in the same season. Demaryius Thomas led the way with 14 touchdown grabs, tight end Julius Thomas was second with 12, Decker finished with 11 and wide receiver Wes Welker totaled 10 touchdown receptions.

Gase served as Denver's quarterbacks coach from 2011-12. Manning joined the team in 2012 following 14 seasons with the Indianapolis Colts, including a 2011 campaign that he missed due to injury. With Gase as his position coach in 2012, Manning was wildly successful, finishing second in the league in passer rating (105.8), third in passing touchdowns (37) and sixth in passing yards (4,659). He earned the AP NFL Comeback Player of the Year award and was runner-up for NFL MVP. The Broncos won the AFC West with a 13-3 mark and finished the season on an 11-game winning streak. The team's passing offense was fifth in the NFL (283.4 yards per game) and the club finished second in scoring (30.1 points per game) and fourth in total offense (397.9 yards per game).

In 2011, Gase worked with quarterbacks Kyle Orton and Tim Tebow, helping lead the Broncos to the AFC West crown and a Wild Card playoff victory. Tebow rushed for 660 yards, the most by a quarterback in franchise history and 12th-most by an NFL quarterback ever. He also rushed for six touchdowns.

Gase joined the Broncos in 2009 as the wide receivers coach, a position he held for two seasons.

In 2010, he helped wide receiver Brandon Lloyd earn a Pro Bowl invitation after he led the league in receiving with 1,448 yards and 11 touchdowns. It was the first time a Broncos player had ever led the league in receiving yards. The 1,448 yards were 482 more than Lloyd recorded in any other season throughout his 11-year NFL career. He joined Brett Perriman (Detroit, 1995) as the only two players in NFL history to record their first 1,400-yard campaign in their eighth season or later.

Gase coached another Pro Bowl wide receiver in 2009 when Brandon Marshall caught 101 passes for 1,120 yards (11.1 avg.) and 10 touchdowns. The 101 receptions were the fourth-highest mark in the league and the Pro Bowl selection was Marshall's second of his young career. Marshall set a single-game NFL record with 21 receptions against Indianapolis on Dec. 13, 2009.

Gase spent the 2008 season as an offensive assistant for the San Francisco 49ers.

Prior to San Francisco, Gase held several roles for five seasons (2003-07) with the Detroit Lions. He coached the Lions' quarterbacks in 2007, working with quarterback Jon Kitna in one of the finest seasons of his career. Kitna passed for 4,068 yards, the second-most in his 14-year NFL career, and 18 touchdowns. His 4,068 passing yards ranked No. 6 in the NFL and he finished fifth with 355 completions.

Gase was an offensive quality control coach for the Lions in 2006. He began his NFL career as a scouting/coaching assistant for the Lions, a role he held from 2003 to 2005.

Gase began his coaching career as a defensive graduate assistant at LSU in 2000. He spent the following two seasons on the recruiting staff for Head Coach Nick Saban, winning a Southeastern Conference championship in 2001 and helping recruit a group of players that won the BCS National Championship in 2003.

He and his wife, Jennifer, have a daughter, McKenzie, and two sons, A.J. and Wyatt.

ADAM GASE'S COACHING CAREER

2000-02	Louisiana State	Graduate Assistant (2000) Recruiting Assistant (2001-02)
2003-07	Detroit Lions	Scouting/Coaching Assistant (2003-05) Offensive Quality Control (2006) Quarterbacks Coach (2007)
2008	San Francisco 49ers	Offensive Assistant
2009-14	Denver Broncos	Wide Receivers Coach (2009-10) Quarterbacks Coach (2011-12) Offensive Coordinator (2013-14)
2015	Chicago Bears	Offensive Coordinator
2016-present	Miami Dolphins	Head Coach



2018 MIAMI DOLPHINS OFFENSIVE AND STRENGTH & CONDITIONING COACHES




DOWELL LOGGAINS OFFENSIVE COORDINATOR

Born October 1, 1980, Newport, Ark. Quarterback Arkansas 2000-04. No pro playing experience. Pro coach: Dallas Cowboys 2005, Tennessee Titans 2006-2013, Cleveland Browns 2014, Chicago Bears 2015-17, joined Dolphins in 2018.



SHANE DAY TIGHT ENDS

Born September 27, 1974, Manhattan, Kan. Wide receiver Rhodes College 1995-96. No pro playing experience. College coach: Michigan 2005-06, Connecticut 2012-13. Pro coach: San Francisco 49ers 2007-09, Chicago Bears 2010-11, Washington Redskins 2014-15, joined Dolphins in 2016.



JOSH GRIZZARD OFFENSIVE QUALITY CONTROL

Born June 11, 1990, Zebulon, N.C. Defensive back Yale 2008-11. No pro playing experience. College coach: Yale 2012, Duke 2013-16. Pro coach: Joined Dolphins in 2017.



BO HARDEGREE QUARTERBACKS

Born July 5, 1984, Jackson, Tenn. Quarterback Tennessee 2003-06. No pro playing experience. College coach: Duke 2008-10, Louisiana State 2011-13. Pro coach: Denver Broncos 2014, Chicago Bears, 2015, joined Dolphins in 2016.



SHAWN JEFFERSON ASST. HEAD COACH/OFFENSE

Born February 22, 1969, Jacksonville, Fla. Wide receiver Central Florida 1988-1990. Pro wide receiver San Diego Chargers 1991-95, New England Patriots 1996-99, Atlanta Falcons 2000-02, Detroit Lions 2003. No college coaching experience. Pro coach: Detroit Lions 2005-12, Tennessee Titans 2013-15, joined Dolphins in 2016.



BEN JOHNSON WIDE RECEIVERS

Born May 11, 1986, Charleston, S.C. Quarterback North Carolina 2004-08. No pro playing experience. College coach: Boston College 2010-11. Pro coach: Joined Dolphins in 2012.




CHRIS KUPER ASSISTANT OFFENSIVE LINE

Born December 19, 1982, Anchorage, Alaska. Guard North Dakota State 2001-05. Pro guard Denver Broncos 2006-13. No college coaching experience. Pro coach: Joined Dolphins in 2016.



ERIC STUDEVILLE RUN GAME COORD./RUNNING BACKS

Born May 29, 1967, Madison, Wisc. Defensive back Wisconsin-Whitewater 1985-88. No pro playing experience. College coach: Wingate 1994, Kent State 1995-96. Pro coach: Chicago Bears 1997-2000, New York Giants 2001-03, Buffalo Bills 2004-2009, Denver Broncos 2010-17 (interim head coach, four games in 2010), joined Dolphins in 2018.




JEREMIAH WASHBURN OFFENSIVE LINE

Born June 17, 1977, Boone, N.C. Guard Arkansas 1998-2000. No pro playing experience. College coach: Arkansas 2000-01. Pro coach: Carolina Panthers 2002, Baltimore Ravens 2003-08, Detroit Lions 2009-2015, Miami Dolphins 2016, Chicago Bears 2017, re-joined Miami Dolphins in 2018.



DAVE PULOKA HEAD STRENGTH & CONDITIONING

Born January 12, 1979, Arlington, Mass. Linebacker Holy Cross 1997-2000. No pro playing experience. College coach: Stevens Institute of Technology 2005, Virginia 2006. Pro coach: Atlanta Falcons 2007, joined Dolphins in 2008.



JIM ARTHUR ASST. STRENGTH & CONDITIONING

Born July 12, 1978, Cheshire, Conn. Attended Springfield (Mass.) College. No college or pro playing experience. College coach: Springfield College 2000, Louisiana Tech 2001, Boston College 2002. Pro coach: Buffalo Bills 2002-04, Chicago Bears 2005-15, joined Dolphins in 2016.



2018 MIAMI DOLPHINS DEFENSIVE AND SPECIAL TEAMS COACHES



MATT BURKE
DEFENSIVE COORDINATOR
Born March 25, 1976, Hudson, Mass.
Safety Dartmouth 1994-97. No pro playing experience. College coach: Boston College 2000-02, Harvard 2003. Pro coach: Tennessee Titans 2006-08, Detroit Lions 2009-13, Cincinnati Bengals 2014-15, joined Dolphins in 2016.




CHARLIE BULLEN
ASSISTANT LINEBACKERS
Born September 28, 1984, Palatine, Ill.
Quarterback Harper College 2005-06. No pro playing experience. College coach: Iowa 2007-11. Pro coach: Joined Dolphins in 2012.



FRANK BUSH
ASST. HEAD COACH/LINEBACKERS
Born January 10, 1963, Athens, Ga.
Linebacker North Carolina State 1981-1984. Pro linebacker Houston Oilers 1985-86. No college coaching experience. Pro coach: Houston Oilers 1987-1991 (scout), 1992-94, Denver Broncos 1995-2003, Arizona Cardinals 2004-06, Houston Texans 2007-2010, Tennessee Titans 2011-12, St. Louis/Los Angeles Rams 2013-16, joined Dolphins in 2017.



ANDRE CARTER
ASSISTANT DEFENSIVE LINE
Born May 12, 1979, Denver, Colo.
Defensive end California 1997-2000, Pro defensive end San Francisco 49ers 2001-05, Washington Redskins 2006-10, New England Patriots 2011, Oakland Raiders 2012, New England Patriots 2013. College coach: California 2015. Pro coach: Joined Dolphins in 2017.




RENALDO HILL
ASSISTANT DEFENSIVE BACKS
Born November 2, 1978, Detroit, Mich.
Safety Michigan State 1998-2000. Pro safety Arizona Cardinals 2001-04, Oakland Raiders 2005, Miami Dolphins 2006-08, Denver Broncos 2009-10. College coach: Wyoming 2012-13, Pittsburgh 2015-17. Pro coach: Joined Dolphins in 2018.



KRIS KOCUREK
DEFENSIVE LINE
Born November 15, 1978, Rockdale, Texas. Defensive tackle Texas Tech 1997-2000. Pro defensive tackle Seattle Seahawks 2001, Tennessee Titans 2002. College coach: Texas Tech 2003, Texas A&M-Kingsville 2004-05, Texas A&M-Commerce 2006, West Texas A&M 2007, Stephen F. Austin State 2008. Pro coach: Detroit Lions 2009-17, joined Dolphins in 2018.



RUSTY MCKINNEY
DEFENSIVE QUALITY CONTROL
Born October 17, 1980, Fairfax County, Va. Linebacker Towson 1998-2001. No pro playing experience. College coach: Saint Anselm 2008, Bentley University 2009-13. Pro coach: Cleveland Browns 2014-15, joined Dolphins in 2016.



TONY ODEN
DEFENSIVE BACKS
Born June 30, 1973, Cleveland Heights, Ohio. Linebacker Baldwin-Wallace 1992-95. No pro playing experience. College coach: Millersville 1996, Boston College 1997, Army 1998-99, East Carolina 2000-02, Eastern Michigan 2003. Pro coach: Houston Texans 2004-05, New Orleans Saints 2006-2011, Jacksonville Jaguars 2012, Tampa Bay Buccaneers 2013, Detroit Lions 2014-17, joined Dolphins in 2018.



DARREN RIZZI
**ASSOC. HEAD COACH/
SPECIAL TEAMS COORD.**
Born July 21, 1970, Hillsdale, N.J.
Tight End Rhode Island 1988-1991. No pro playing experience. College coach: Rhode Island 1992, Colgate 1993, New Haven 1993-97, Northeastern 1998, New Haven 1999-2001 (head coach), Rutgers 2002-07, Rhode Island 2008 (head coach). Pro coach: Joined Dolphins in 2009.




MARWAN MAALOUF
ASSISTANT SPECIAL TEAMS
Born November 26, 1976, Strongsville, Ohio. Guard Baldwin-Wallace 1997-99. No pro playing experience. College coach: Baldwin-Wallace 2000, Fordham 2001, Rutgers 2002-03. Pro coach: Cleveland Browns 2004-06, Baltimore Ravens 2008-11, Indianapolis Colts 2012, joined Dolphins in 2013.



JAY KAISER
ASSISTANT TO THE HEAD COACH
Born April 8, 1974, Liberal, Kan.
Attended Bethany. No college or pro playing experience. College coach: Bethany 1993-96, Northwest Missouri State 1997-98, Northern Iowa 1999, Toledo 2001, Kansas State 2002-08. Pro coach: Tampa Bay Buccaneers 2009-11, joined Dolphins in 2012.



RYAN CONDON
COACHING ASSISTANT
Born June 12, 1993, Westwood, N.J.
Quarterback Ithaca College 2011-15. No pro playing experience. No college coaching experience. Pro coach: Joined Dolphins in 2015.



35

WALT AIKENS

CORNERBACK/SAFETY // 6-1 // 208 // LIBERTY '14
ACQUIRED: D4, '14
HOMETOWN: CHARLOTTE, N.C. // BORN: 6/19/91
NFL: FIFTH SEASON // DOLPHINS: FIFTH SEASON

NFL CAREER

TRANSACTIONS:

- 4th-round pick (125th overall) by Miami in the 2014 NFL draft.

CAREER HIGHLIGHTS:

- Played in 62 career games with 4 starts.
- 31 tackles (24 solo), 1 interception and 1 pass defended.
- 30 special teams tackles (23 solo) and 1 forced fumble.
- Missed just 2 games in his 4-year NFL career.
- Recorded the first defensive 2-point conversion in Dolphins history when he returned a blocked PAT vs. Arizona (12/11/16).

2017 (MIAMI):

- Played in all 16 games.
- 2 solo tackles.
- 7 special teams tackles (4 solo) and 1 forced fumble.

AT NEW ENGLAND (11/26): 2 special teams tackles and 1 special teams forced fumble.

- Forced WR Danny Amendola to fumble a punt at New England's 28-yard line in the 3rd quarter.

AT KANSAS CITY (12/24): 2 special teams tackles (1 solo).

VS. BUFFALO (12/31): 1 solo tackle and 2 special teams tackles (1 solo).

2016 (MIAMI):

- Played in 15 games.
- Inactive for 1 contest.
- 7 special teams tackles (4 solo).

VS. ARIZONA (12/11): Defensive 2-point conversion.

- Returned a defensive 2-point conversion following a DT Jordan Phillips blocked PAT in the 4th quarter to extend Miami's lead to 23-15.
- The defensive 2-point conversion was the first in team history.

AT N.Y. JETS (12/17): 1 assisted special teams tackle and 1 blocked punt.

- Blocked a P Lachlan Edwards punt and returned it 11 yards for a TD.
- It was Miami's first blocked punt return for a TD since 2012.

POSTSEASON:

AFC WILD CARD AT PITTSBURGH (1/8): 1 special teams tackle.

2015 (MIAMI):

- Played in all 16 games with 4 starts.
- 20 tackles (15 solo).
- 10 special teams tackles (9 solo).

AT WASHINGTON (9/13): 2 solo tackles and 1 solo special teams stop.

- Made 1st career start.

AT JACKSONVILLE (9/20): 4 tackles (2 solo).

AT PHILADELPHIA (11/15): 6 tackles (5 solo) and 3 special teams stops.

- His 6 tackles were a season high.

2014 (MIAMI):

- Played in 15 games.
- Inactive for 1 contest.
- 9 tackles (7 solo), 1 interception, 1 pass defended.
- 6 solo special teams tackles.

VS. NEW ENGLAND (9/7): 1 special teams tackle.

- Made NFL debut.

AT OAKLAND IN LONDON (9/28): 1 interception.

- Picked off QB Matt McGloin for his 1st career interception and returned it 43 yards in the 4th quarter.

AT NEW ENGLAND (12/14): 4 tackles (3 solo).

- His 4 tackles were a season high.

BEFORE THE NFL

COLLEGE (LIBERTY):

- 3-year starter (2011-13).
- Transferred from Illinois after his freshman season (2009).

CAREER (AT LIBERTY): Played in 34 games with 31 starts for Liberty; 162 tackles (120 solo), 3 sacks, 7 interceptions, 20 passes defended and 6 forced fumbles.

SENIOR (2013 AT LIBERTY): Played in 12 games with 10 starts; 62 tackles (50 solo), 3 interceptions, 6 passes defended, 3.5 tackles for loss and 1 sack; 2 punt returns for 2 yards (1.0 avg.); 2 kickoff returns for 57 yards (28.5 avg.).

- His 62 tackles were tied for the team lead.
- 1st-team All-Big South.

JUNIOR (2012 AT LIBERTY): Played in 11 games with 10 starts; 51 tackles (39 solo), 1 interception, 6 passes defended and 3 forced fumbles; 4 punt returns for 42 yards (10.5 avg.).

- His 51 tackles led the team's defensive backs.

- His 3 forced fumbles were tied for most in the conference.
- 2nd-team All-Big South.

REDSHIRT SOPHOMORE (2011 AT LIBERTY):

Started all 11 games; 49 tackles (31 solo), 3 interceptions, 3 forced fumbles and 2 sacks.

- 2nd-team All-Big South.

SOPHOMORE (2010): Redshirted after transferring to Liberty.

TRUE FRESHMAN (2009 AT ILLINOIS): Played in 10 games with 5 starts; 32 tackles (26 solo) and 2 passes defended.

- All-Big Ten Freshman team.

HIGH SCHOOL (HARDING UNIVERSITY – CHARLOTTE, N.C.)

- Played quarterback and defensive back.
- Also played basketball for his father, Walter, who was the school's head basketball coach.

SENIOR (2008): Threw for 1,500 yards and 15 TDs; Rushed for 565 yards and 5 TDs; Recorded 6

interceptions.

- All-Queen City Conference Offensive Player of the Year.
- 1st-team all-conference on defense.
- Earned The Gridiron Great award.

OFF THE FIELD

COMMUNITY:

- Has been an advocate for the American Diabetes Association since joining the NFL.
- Became an ambassador for the Police Athletic/Activities League in 2018.

PERSONAL:

- Served as the Miami Dolphins correspondent at the 2017 and 2018 Pro Bowls in Orlando, Florida.
- Participated in a media combine in 2017, gaining experience with local TV and radio stations.
- **MAJOR:** Kinesiology.

WALT AIKENS' NFL REGULAR SEASON STATS

YEAR	TEAM	GP	GS	TACKLES					INTERCEPTIONS					FUMBLES	
				TOT	SOLO	ASST	SK	YDS	INT	YDS	LG	TD	PD	FF	FR
2014	MIAMI	15	0	9	7	2	0.0	0.0	1	43	43	0	1	0	0
2015	MIAMI	16	4	20	15	5	0.0	0.0	0	0	0	0	0	0	0
2016	MIAMI	15	0	0	0	0	0.0	0.0	0	0	0	0	0	0	0
2017	MIAMI	16	0	2	2	0	0.0	0.0	0	0	0	0	0	1	0
NFL TOTALS		62	4	31	24	7	0.0	0.0	1	43	43	0	1	1	0

WALT AIKENS' NFL PLAYOFF STATS

YEAR	TEAM	GP	GS	TACKLES					INTERCEPTIONS					FUMBLES	
				TOT	SOLO	ASST	SK	YDS	INT	YDS	LG	TD	PD	FF	FR
2016	MIAMI	1	0	0	0	0	0.0	0.0	0	0	0	0	0	0	0
NFL TOTALS		1	0	0	0	0	0.0	0.0	0	0	0	0	0	0	0

ADDITIONAL STATS

- Special Teams Touchdowns:** 1 blocked punt return in 2016.
- Special Teams Tackles:** 6 in 2014, 10 in 2015, 7 in 2016, 7 in 2017 for total of 30.
- Special Teams Forced Fumbles:** 1 in 2017.
- Blocked Kicks:** 1 punt in 2016.
- Defensive 2-Point Conversions:** 1 in 2016.

SINGLE-GAME CAREER HIGHS

- Tackles:** 6 at Philadelphia, 11/15/15
- Interceptions:** 1 at Oakland, 9/28/14
- Passes Defended:** 1 at Oakland, 9/28/14
- Forced Fumbles:** 1 at New England, 11/26/17



59

CHASE ALLEN

LINEBACKER // 6-3 // 250 // SOUTHERN ILLINOIS '17
ACQUIRED: FA, '17
HOMETOWN: BELLEVILLE, ILL. // BORN: 8/29/93
NFL: SECOND SEASON // DOLPHINS: SECOND SEASON

NFL CAREER

TRANSACTIONS:

- Signed by Miami as an undrafted free agent on May 5, 2017.

CAREER HIGHLIGHTS:

- Played in 16 career games with 4 starts.
- 33 tackles (24 solo).
- 7 special teams tackles (5 solo) and 1 forced fumble.
- Played in all 16 games in his rookie season in 2017.
- Became 1st Dolphins undrafted rookie linebacker to start a season opener since Doug Swift in 1970.

2017 (MIAMI):

- Played in all 16 games with 4 starts.
- 33 tackles (24 solo).
- 7 special teams tackles (5 solo) and 1 forced fumble.

AT L.A. CHARGERS (9/17): 3 solo tackles and 1 special teams stop.

- Became 1st Dolphins undrafted rookie linebacker to start a season opener since Doug Swift in 1970.
- Was 1 of 3 undrafted rookie free agents across the NFL to start a season opener in 2017.

VS. DENVER (12/3): 2 tackles (1 solo) and 1 special teams forced fumble.

- Forced a fumble on a punt that was recovered by Denver in the end zone and tackled by RB Senorise Perry, causing a safety.

VS. BUFFALO (12/31): 7 tackles (4 solo).

BEFORE THE NFL

COLLEGE (SOUTHERN ILLINOIS):

- 4-year letterman (2013-16) and 3-year starter.

CAREER: Played in 45 games with 30 starts; 324 tackles (157 solo), 6 sacks, 7 passes defended, 3 forced fumbles, 2 fumble recoveries and 4 blocked kicks.

- Finished career 12th in school history with 324 career tackles.

SENIOR (2016): Played in 10 games with 8 starts; 77 tackles (49 solo), 1 sack, 1 pass defended, 1 forced fumble and 1 blocked kick.

- Became 2nd player in school history to lead team in tackles for 3 straight seasons.
- Honorable mention All-Missouri Valley Football Conference.
- Team MVP.

JUNIOR (2015): Played in all 11 games with 10 starts; 120 tackles (44 solo), 2.5 sacks, 2 passes defended, 2 forced fumbles, 2 fumble recoveries and 3 blocked kicks.

- Also returned 1 punt for 18 yards.
- 2nd-team All-MVFC.
- His 120 tackles led the team and his 10.9 tackles per game were third in the MVFC.

SOPHOMORE (2014): Started all 12 games; 95 tackles (45 solo), 1 sack, 3 passes defended and 1 forced fumble.

- Transitioned to middle linebacker after beginning his collegiate career as an outside linebacker.
- His 95 tackles led the team and were 9th in the MVFC.

REDSHIRT FRESHMAN (2013): Played in all 12 games; 32 tackles (19 solo), 1.5 sacks and 1 pass defended.

- Redshirted in 2012.

HIGH SCHOOL (BELLEVILLE EAST – BELLEVILLE, ILL.)

SENIOR (2011): 107 tackles and 5 interceptions; 700 rushing yards.

- All-state and all-conference at linebacker.

OFF THE FIELD

COMMUNITY:

- Visited military troops overseas with the Armed Forces Entertainment group in 2018.
- Participated in the 2018 Dolphins Cancer Challenge Golf Tournament.
- Fished in the 2017 Fins Weekend Fishing Tournament.

PERSONAL:

- **MAJOR:** Management.

CHASE ALLEN'S NFL REGULAR SEASON STATS

YEAR	TEAM	GP	GS	TACKLES					INTERCEPTIONS					FUMBLES		
				TOT	SOLO	ASST	SK	YDS	INT	YDS	LG	TD	PD	FF	FR	
2017	MIAMI	16	4	33	24	9	0.0	0.0	0	0	0	0	0	0	1	0
NFL TOTALS		16	4	33	24	9	0.0	0.0	0	0	0	0	0	0	1	0

ADDITIONAL STATS

Special Teams Tackles: 7 in 2017.

SINGLE-GAME CAREER HIGHS

Tackles: 7 twice, last: vs. Buffalo, 12/31/17
 Forced Fumbles: 1 vs. Denver, 12/3/17



47

KIKO ALONSO

LINEBACKER // 6-3 // 239 // OREGON '13
 ACQUIRED: T, '16 (PHI.)
 HOMETOWN: LOS GATOS, CALIF. // BORN: 8/14/90
 NFL: SIXTH SEASON // DOLPHINS: THIRD SEASON

NFL CAREER

TRANSACTIONS:

- Traded from Philadelphia to Miami on March 9, 2016.
- Traded from Buffalo to Philadelphia on March 10, 2015.
- 2nd-round pick (46th overall) by Buffalo in the 2013 NFL draft.

CAREER HONORS:

- 2013 PFWA NFL Defensive Rookie of the Year.
- Pepsi MAX Rookie of the Week (vs. Baltimore, 9/29/13).

CAREER HIGHLIGHTS:

- Played in 58 career games with 48 starts.
- 432 tackles (265 solo), 3 sacks, 7 interceptions, 10 passes defended, 4 forced fumbles and 6 fumble recoveries; 1 interception return for a TD.
- Totaled 100+ tackles in 3 of his 4 NFL seasons.
- Played all 1,145 of Buffalo's defensive snaps in 2013 and was one of just 3 NFL linebackers (Nick Roach and Lawrence Timmons) to do so that year.
- Became just the 8th linebacker since 1989 to record at least 150 tackles and 4 interceptions in a single season (2013).
- In 2013, his 159 tackles were third in the NFL and led all rookies:

TOTAL TACKLES IN THE NFL (2013)

PLAYER	TEAM	TOT	SOLO	ASST
1. Vontaze Burfict	Cincinnati	171	114	57
2. Paul Posluszny	Jacksonville	162	122	40
3. KIKO ALONSO	BUFFALO	159	87	72
4. Luke Kuechly	Carolina	156	93	63
5. Lavonte David	Tampa Bay	144	106	38

- Recorded 22 tackles vs. Cincinnati on Oct. 13, 2013, the 2nd-most by any NFL player during that season:

NFL SINGLE-GAME TACKLES (2013)

PLAYER	TM	OPP	DATE	TOT	SL	AST
1. Luke Kuechly	Car.	N.O.	12/22/13	24	9	15
2. KIKO ALONSO	BUF.	CIN.	10/13/13	22	9	13
3. Paul Worrlow	Atl.	Sea.	11/10/13	19	10	9
Paul Worrlow	Atl.	Car.	11/3/13	19	9	10

2017 (MIAMI):

- Started all 16 games.

- 115 tackles (79 solo), 1 sack, 2 forced fumbles and 1 pass defended.
- His 115 total tackles were 8th in the AFC and 14th in the NFL.

VS. TENNESSEE (10/8): 7 tackles (6 solo), 1 sack, 1 pass defended and 1 forced fumble.

- Sacked QB Matt Cassel for a loss of 7 yards, forcing a fumble that was recovered by S Reshad Jones for a 38-yard TD.

VS. OAKLAND (11/15): 5 tackles (4 solo) and 1 forced fumble.

- Forced a OL Marshall Newhouse fumble that was recovered by DE Charles Harris in the 4th quarter.

AT KANSAS CITY (12/24): 11 tackles (8 solo).

- His 11 tackles were a season high.

2016 (MIAMI):

- Started 15 games.
- Inactive for 1 contest.
- 115 tackles (69 solo), 2 interceptions, 4 passes defended, 1 forced fumble and 4 fumble recoveries.
- His 115 total tackles led the team and were 9th in the AFC.
- Tied for 1st in the NFL with 4 defensive fumble recoveries, which were the most by a Dolphins player since DE Jason Taylor in 2001.

AT SEATTLE (9/11): 11 tackles (3 solo) and 1 fumble recovery.

- Made Dolphins debut.
- Recovered a QB Russell Wilson fumble in the 4th quarter.

AT SAN DIEGO (11/13): 4 solo tackles and 1 interception.

- Intercepted QB Philip Rivers with 1:01 remaining in the 4th quarter and returned it 60 yards for a TD, sealing Miami's 31-24 win.
- It was the latest interception return to give the Dolphins a lead since at least 1991.

VS. SAN FRANCISCO (11/27): 11 tackles (4 solo), 1 interception and 1 fumble recovery.

- Became first Dolphins linebacker since at least 1993 to recover a fumble and intercept a pass in the same game.
- Recovered a TE Garrett Celek fumble in the 2nd quarter.
- Intercepted a QB Colin Kaepernick pass and returned the ball 10 yards in the 3rd quarter.
- Tackled QB Colin Kaepernick along with DT

Ndamukong Suh at Miami's 2-yard line on the final play to end the game and preserve Miami's 31-24 victory.

POSTSEASON:

AFC WILD CARD AT PITTSBURGH (1/8): 6 tackles (1 solo).

2015 (PHILADELPHIA):

- Played in 11 games with 1 start.
- 43 tackles (30 solo), 1 interception and 1 pass defended.
- Traded from Buffalo to Philadelphia on March 9, 2016.

AT ATLANTA (9/14): 6 tackles (4 solo) and 1 interception.

- Made his Eagles debut.
- Recorded a one-handed interception of QB Matt Ryan in the end zone.

VS. WASHINGTON (12/26): 8 tackles (5 solo).

AT N.Y. GIANTS (1/3): 9 tackles (8 solo).
• His 9 tackles were a season high.

2014 (BUFFALO):

- Missed the entire season due to injury.
- Placed on injured reserve on Aug. 26.

2013 (BUFFALO):

- Started all 16 games.
- 159 tackles (87 solo), 4 interceptions, 2 sacks, 4 passes defended, 2 fumble recoveries and 1 forced fumble.
- Became just the 8th linebacker since 1989 to record at least 150 tackles and 4 interceptions in a single season.
- His 159 tackles were third in the NFL.
- Played all 1,145 of the team's defensive snaps and was one of just 3 NFL linebackers (Nick Roach and Lawrence Timmons) to do so.

VS. NEW ENGLAND (9/8): 9 tackles (5 solo), 1 forced fumble and 1 fumble recovery.

- Made his NFL debut.

VS. BALTIMORE (9/29): 5 tackles (2 solo) and 2 interceptions.

- Picked off QB Joe Flacco twice in the 2nd half, including on Baltimore's final drive to seal the win.
- Earned Pepsi MAX Rookie of the Week honors for the performance.

VS. CINCINNATI (10/13): 22 tackles (9 solo).

- His 22 tackles were the 2nd-most by an NFL player during the 2013 season.

HONORS:

- PFWA NFL Defensive Rookie of the Year
- Pepsi MAX Rookie of the Week (vs. Baltimore, 9/29)

BEFORE THE NFL

COLLEGE (OREGON):

- 3-year letterman (2009, 2011-12) and 1-year starter.

CAREER: Played in 36 games with 17 starts; 143 tackles (99 solo), 3.5 sacks, 6 interceptions, 9 passes defended, 3 forced fumbles and 2 fumble recoveries.

SENIOR (2012): Started 12 games; 81 tackles (58 solo), 1 sack and 4 interceptions.

JUNIOR (2011): Played in 12 games with 5 starts; 46 tackles (28 solo), 2 interceptions and 2.5 sacks.

- Named Rose Bowl Defensive Player of the Game with 5 tackles, 1 interception and 1.5 sacks vs. Wisconsin (1/2).

SOPHOMORE (2010): Missed the entire season.

REDSHIRT FRESHMAN (2009): Played in 12 games; 16 tackles (3 solo) and 1 forced fumble.

- Redshirted in 2008.

HIGH SCHOOL (LOS GATOS HS – LOS GATOS, CALIF.)

SENIOR (2007): 150 tackles (81 solo) and 27 sacks; 35 receptions for 559 yards (16.0 avg.) and 7 TDs.

- Helped school win the league title.
- 1st-team All-Northern California on defense.

OFF THE FIELD

COMMUNITY:

- Regularly hosts youth football camps in Puerto Rico during the offseason.
- Has made multiple mission trips to Puerto Rico to help with hurricane relief efforts.
- Brother, Carlos, was drafted by MLB's Philadelphia Phillies.

PERSONAL:

- Born to a Colombian mother and Cuban father.
- Speaks Spanish fluently and embraces Miami's Latin culture.

KIKO ALONSO'S NFL REGULAR SEASON STATS

YEAR	TEAM	GP	GS	TACKLES					INTERCEPTIONS					FUMBLES	
				TOT	SOLO	ASST	SK	YDS	INT	YDS	LG	TD	PD	FF	FR
2013	BUFFALO	16	16	159	87	72	2.0	17.0	4	38	32	0	4	1	2
2014	BUFFALO	INJURED RESERVE													
2015	PHILADELPHIA	11	1	43	30	13	0.0	0.0	1	0	0	0	1	0	0
2016	MIAMI	15	15	115	69	46	0.0	0.0	2	70	60t	1	4	1	4
2017	MIAMI	16	16	115	79	36	1.0	0.0	0	0	0	0	1	2	0
NFL TOTALS		58	48	432	265	167	3.0	17.0	7	108	60t	1	10	4	6

KIKO ALONSO'S NFL PLAYOFF STATS

YEAR	TEAM	GP	GS	TACKLES					INTERCEPTIONS					FUMBLES		
				TOT	SOLO	ASST	SK	YDS	INT	YDS	LG	TD	PD	FF	FR	
2016	MIAMI	1	1	6	1	5	0.0	0.0	0	0	0	0	0	0	0	0
NFL TOTALS		1	1	6	1	5	0.0	0.0	0	0	0	0	0	0	0	0

ADDITIONAL STATS

Defensive Touchdowns: (Miami) 1 interception return in 2016.

SINGLE-GAME CAREER HIGHS

Tackles: 22 vs. Cincinnati, 10/13/13
Sacks: 1 3 times, last: vs. Tennessee, 10/8/17
Interceptions: 2 vs. Baltimore, 9/29/13
Passes Defensed: 2 twice, last: vs. N.Y. Jets, 11/6/16
Forced Fumbles: 1 4 times, last: vs. Oakland, 11/5/17
Fumble Recoveries: 1 6 times, last: vs. San Francisco, 11/27/16



80

DANNY AMENDOLA

WIDE RECEIVER // 5-11 // 190 // TEXAS TECH '08
 ACQUIRED: UFA, '18 (NE)
 HOMETOWN: THE WOODLANDS, TEXAS // BORN: 11/2/85
 NFL: 10TH SEASON // DOLPHINS: FIRST SEASON

NFL CAREER

TRANSACTIONS:

- Signed by Miami as an unrestricted free agent from New England on March 15, 2018.
- Signed by New England as an unrestricted free agent from St. Louis on March 14, 2013.
- Signed by St. Louis on Sept. 22, 2009.
- Signed to Philadelphia's practice squad on Sept. 6, 2009.
- Waived by Philadelphia on Sept. 5, 2009.
- Signed by Philadelphia on Jan. 19, 2009.
- Signed to Philadelphia's practice squad on Jan. 7, 2009.
- Signed to Dallas' practice squad on Sept. 3, 2008.
- Waived by Dallas on Aug. 31, 2008.
- Signed by Dallas as an undrafted college free agent on April 28, 2008.

CAREER HIGHLIGHTS:

- Played in 111 career games with 46 starts.
- 426 receptions for 4,109 yards (9.6 avg.) and 19 TDs.
- 15 carries for 99 yards (6.6 avg.).
- 152 kickoff returns for 3,575 yards (23.5 avg.).
- 174 punt returns for 1,707 yards (9.8 avg.).
- Won 2 Super Bowls (LI and XLIX) with New England.
- Totaled 13 receptions for 126 yards (9.7 avg.), 2 TDs and a 2-point conversion in the Super Bowl wins with both TD receptions aiding 4th-quarter comebacks.
- His 21 receptions and 278 receiving yards in his 3 Super Bowl appearances are both 5th-best in all-time Super Bowl history:

NFL RECEPTION LEADERS (SUPER BOWLS)

PLAYER	TEAM(S)	REC	YDS	AVG
1. Jerry Rice	SF/Oak.	33	589	17.8
2. Andre Reed	Buf.	27	323	12.0
3. Wes Welker	NE/Den.	26	247	9.5
4. Deion Branch	NE	24	321	13.4
5. DANNY AMENDOLA	NE	21	278	13.2

NFL RECEIVING YARDS LEADERS (SUPER BOWL HISTORY)

PLAYER	TEAM(S)	REC	YDS	AVG
1. Jerry Rice	SF/Oak.	33	589	17.8
2. Lynn Swann	Pit.	16	364	22.8
3. Andre Reed	Buf.	27	323	12.0
4. Deion Branch	NE	24	321	13.4
5. DANNY AMENDOLA	NE	21	278	13.2

- His 348 receiving yards in the playoffs following the 2017 season set a Patriots franchise record and are 10th all-time in NFL history:

NFL SINGLE-SEASON RECEIVING LEADERS (PLAYOFFS)

PLAYER	TEAM	YEAR	REC	YDS	TD
1. Larry Fitzgerald	Ari.	2008	30	546	7
2. Hakeem Nicks	NYG	2011	28	444	4
3. Jerry Rice	SF	1988	21	409	6
4. Steve Smith Sr.	Car.	2003	18	404	3
5. Charlie Brown	Was.	1983	14	401	1
6. Anthony Carter	Min.	1987	23	391	1
7. Anquan Boldin	Balt.	2012	22	380	4
8. Fred Biletnikoff	Oak.	1968	14	370	4
9. Muhsin Muhammad	Car.	2003	15	352	2
10. DANNY AMENDOLA	NE	2017	26	348	2

- His 152 receiving yards in Super Bowl LII are tied for 5th-most in Super Bowl history, 3rd-most in a postseason game in Patriots history and set a Super Bowl team record:

MOST RECEPTIONS IN A SUPER BOWL

PLAYER	TM	OPP	DATE	REC	YDS	AVG
1. Jerry Rice	SF	Cin.	1/22/89	11	215	19.5
2. Ricky Saunders	Was.	Den.	1/31/88	9	193	21.4
3. Isaac Bruce	STL	Ten.	1/30/00	6	162	27.0
4. Lynn Swann	Pit.	Dal.	1/18/76	4	161	40.3
5. D. AMENDOLA	NE	PHI.	2/4/18	8	152	19.0
Andre Reed	Buf.	Dal.	1/31/93	8	152	19.0
Rod Smith	Den.	Atl.	1/31/99	5	152	30.4

PATRIOTS SINGLE-GAME RECEPTIONS LEADERS (PLAYOFF GAMES)

PLAYER	OPP	DATE	REC	YDS	AVG
1. Chris Hogan	Pit.	1/22/17	9	180	20.0
2. Deion Branch	Den.	1/14/06	8	153	19.1
3. DANNY AMENDOLA	PHI.	2/4/18	8	152	19.0
4. Rob Gronkowski	Den.	1/14/12	10	145	14.5
5. Rob Gronkowski	Den.	1/24/16	8	144	18.0

- Caught the 400th TD pass of QB Tom Brady's career vs. Jacksonville on Sept. 27, 2015.
- Tied an NFL record with 12 first-half receptions vs. Washington on Sept. 16, 2012:

MOST RECEPTIONS IN AN NFL GAME (1ST HALF ONLY)

PLAYER	TM	OPP	DATE	REC	YDS
1. DANNY AMENDOLA	STL	WAS.	9/16/12	12	133
Reggie Wayne	Ind.	Ten.	12/30/07	12	87
3. Keenan Allen	SD	GB	10/18/15	11	128
Tim Brown	Oak.	Jax.	12/21/97	11	131
Dallas Clark	Ind.	Hou.	11/8/09	11	86
Terry Glenn	NE	Cle.	10/3/99	11	145

- Tied the Rams' single-game receptions franchise record with 15 on Sept. 16, 2012:

RAMS SINGLE-GAME RECEPTIONS LEADERS

PLAYER	OPP	DATE	REC	YDS	AVG
1. DANNY AMENDOLA	WAS.	9/16/12	15	160	10.7
Flipper Anderson	NO	11/26/89	15	336	22.4
Isaac Bruce	Mia.	12/9/95	15	210	14.0
4. Marshall Faulk	Den.	9/8/02	14	91	6.5
5. Steven Jackson	KC	11/5/06	13	133	10.5
Jim Phillips	GB	12/17/61	13	101	7.8

- Led the NFL in all-purpose yards (2,364) in 2010:

NFL ALL-PURPOSE YARDAGE LEADERS (2010)

PLAYER	TEAM	AP YDS
1. DANNY AMENDOLA	ST. LOUIS	2,364
2. Arian Foster	Houston	2,221
3. Darren Sproles	San Diego	2,210
4. Jamaal Charles	Kansas City	1,935
5. Stefan Logan	Detroit	1,909

- Finished 3rd in the NFL with 29 receptions on 3rd down in 2010:

NFL RECEPTION LEADERS ON THIRD DOWN (2010)

PLAYER	TEAM	REC	YDS	AVG
1. Roddy White	Atlanta	36	497	13.8
2. Stevie Johnson	Buffalo	30	433	14.4
3. DANNY AMENDOLA	ST. LOUIS	29	298	10.3
4. Davone Bess	Miami	28	299	10.7
Kellen Winslow	Tampa Bay	28	313	11.2
Jason Witten	Dallas	28	258	9.2

- Led the NFL and set Rams franchise records in kickoff returns (66), kickoff return yards (1,618) and total return yards (1,978) in 2009:

NFL KICKOFF RETURN LEADERS (2009)

PLAYER	TEAM	KR	YDS	AVG
1. DANNY AMENDOLA	STL	66	1,618	24.5
2. Josh Cribbs	Cle.	56	1,542	27.5
3. Stefan Logan	Pit.	55	1,466	26.7
4. Darren Sproles	SD	54	1,300	24.1
5. Ted Ginn Jr.	Mia.	52	1,296	24.9

RAMS SINGLE-SEASON KICKOFF RETURN LEADERS

PLAYER	YEAR	KR	YDS	AVG
1. DANNY AMENDOLA	2009	66	1,618	24.5
2. Tony Horne	2000	57	1,379	24.2
3. Tony Horne	1998	56	1,306	23.3
4. Arlen Harris	2003	51	1,175	23.0
5. Drew Hill	1981	60	1,170	19.5

2017 (NEW ENGLAND):

- Played in 15 games with 8 starts.
- Inactive for 1 game.
- 61 receptions for 659 yards (10.8 avg.) and 2 TDs.
- 1 kickoff return for 16 yards.
- 27 punt returns for 231 yards (8.6 avg.).

- His 348 receiving yards in the playoffs set a Patriots franchise record and were 10th all-time in NFL history.

VS. KANSAS CITY (9/7): 6 receptions for 100 yards (16.7 avg.).

- It was the 8th 100-yard performance of his career.

VS. CAROLINA (10/1): 6 receptions for 42 yards (7.0 avg.) and 1 TD.

- Caught a 1-yard TD pass from QB Tom Brady with 3:09 remaining to tie the game.

AT OAKLAND (11/19): 8 receptions for 66 yards (8.3 avg.) and 1 TD.

- Hauled in a 5-yard TD pass from Brady to give the team a 14-0 lead in the 2nd quarter.

POSTSEASON:

AFC DIVISIONAL VS. TENNESSEE (1/13): 11 receptions for 112 yards (10.2 avg.).

- It was his 1st 100-yard playoff effort.
- His 11 receptions are tied for 2nd-most in a playoff game in Patriots history.

AFC CHAMPIONSHIP VS. JACKSONVILLE (1/21): 7 receptions for 84 yards (12.0 avg.) and 2 TDs.

- Caught 2 TD passes in the 4th quarter to lead the Patriots to a come-from-behind victory.

- His 1st TD came on a 9-yard pass from Brady with 8:44 left to make it a 1-score game.

- Reeled in a 4-yard TD pass from Brady with 2:48 left to give New England the game-winning score.

SUPER BOWL LII VS. PHILADELPHIA (2/4): 8 receptions for 152 yards (19.0 avg.).

- His 152 receiving yards are tied for 5th-most in Super Bowl history, 3rd-most in a postseason game in Patriots history and set a Super Bowl team record.

2016 (NEW ENGLAND):

- Played in 12 games with 4 starts.
- Inactive for 4 games.
- 23 receptions for 243 yards (10.6 avg.) and 4 TDs.
- 5 kickoff returns for 129 yards (25.8 avg.).
- 18 punt returns for 121 yards (6.7 avg.).

VS. MIAMI (9/18) 4 receptions for 48 yards (12.0 avg.) and 2 TDs.

- Caught 2 TD passes in the 1st half to give New England an early lead.

- Reeled in a 12-yard TD pass from QB Jimmy Garoppolo on the team's opening drive.

- Scored on a 10-yard catch from Garoppolo in the 2nd quarter.

AT BUFFALO (10/30): 3 receptions for 29 yards (9.7 avg.) and 1 TD.

- Caught a 9-yard TD pass from QB Tom Brady to give his team a 1st-quarter lead.

AT SAN FRANCISCO (11/20): 2 receptions for 2 yards (1.0 avg.) and 1 TD.

- Hauled in a 5-yard TD pass from Brady in the 4th quarter.

POSTSEASON:

AFC DIVISIONAL VS. HOUSTON (1/14): Played but did not record any stats.

AFC CHAMPIONSHIP VS. PITTSBURGH (1/22): 2 receptions for 12 yards (6.0 avg.).

SUPER BOWL LI VS. ATLANTA (2/5): 8 receptions for 78 yards (9.8 avg.) and 1 TD.

- Won his 2nd Super Bowl with the Patriots.
- Caught a 6-yard TD pass from Brady with 5:58 remaining to make it a 1-score game.
- Caught a 2-point conversion with 57 seconds left to tie the game and send it to overtime.

2015 (NEW ENGLAND):

- Played in 14 games with 7 starts.
- Inactive for 2 games.
- 65 receptions for 648 yards (10.0 avg.) and 3 TDs.
- 8 kickoff returns for 172 yards (21.5 avg.).
- 23 punt returns for 276 yards (12.0 avg.).

VS. JACKSONVILLE (9/27): 5 receptions for 39 yards (7.8 avg.) and 1 TD.

- His 1-yard TD reception in the 2nd quarter was the 400th career TD pass for QB Tom Brady.

VS. N.Y. JETS (10/25): 8 receptions for 86 yards (10.8 avg.) and 1 TD.

- Caught an 8-yard TD pass from Brady with 7:16 remaining to give his team the lead.

VS. BUFFALO (11/23): 9 receptions for 117 yards (13.0 avg.).

POSTSEASON:

AFC DIVISIONAL VS. KANSAS CITY (1/16): 2 receptions for 18 yards (9.0 avg.).

AFC CHAMPIONSHIP AT DENVER (1/24): 5 receptions for 39 yards (7.8 avg.).

2014 (NEW ENGLAND):

- Played in all 16 games with 4 starts.
- 27 receptions for 200 yards (7.4 avg.) and 1 TD.
- 20 kickoff returns for 482 yards (24.1 avg.).
- 16 punt returns for 132 yards (8.3 avg.).

VS. N.Y. JETS (10/16): 1 reception for 19 yards and 1 TD.

- Caught a 19-yard TD pass from QB Tom Brady in the 4th quarter.

AT N.Y. JETS (12/21): 8 receptions for 63 yards (7.9 avg.).

VS. BUFFALO (12/28): 4 receptions for 24 yards (6.0 avg.).

POSTSEASON:

AFC DIVISIONAL VS. BALTIMORE (1/10): 5 receptions for 81 yards (16.2 avg.) and 2 TDs.

- Caught 2 TD passes, both to tie the score.
- Hauled in his first TD on a 15-yard pass from Brady in the 2nd quarter.
- Scored again on a 51-yard pass from Brady in the 3rd quarter.

AFC CHAMPIONSHIP VS. INDIANAPOLIS (1/18): 1 reception for 8 yards.

SUPER BOWL XLIX VS. SEATTLE (2/1): 5 receptions for 48 yards (9.6 avg.) and 1 TD.

- Won his 1st Super Bowl.
- Caught a 4-yard TD pass from Brady with 7:55 to go and made it a 1-score game.

2013 (NEW ENGLAND):

- Played in 12 games with 6 starts.
- Inactive for 4 games.
- 54 receptions for 633 yards (11.7 avg.) and 2 TDs.

AT BUFFALO (9/8): 10 receptions for 104 yards (10.4 avg.).

- Made his Patriots debut.

VS. CLEVELAND (12/8): 4 receptions for 36 yards

(9.0 avg.) and 1 TD.

- Caught a 1-yard TD pass from QB Tom Brady with 31 seconds left to win the game.

AT MIAMI (12/15): 10 receptions for 131 yards (13.1 avg.).

POSTSEASON:

AFC DIVISIONAL VS. INDIANAPOLIS (1/11): 3 receptions for 77 yards (25.7 avg.).

AFC CHAMPIONSHIP AT DENVER (1/19): Played but did not record any stats.

2012 (ST. LOUIS):

- Played in 11 games with 8 starts.
- Inactive for 5 games.
- 63 receptions for 666 yards (10.6 avg.) and 3 TDs.
- 2 kickoff returns for 16 yards (8.0 avg.).
- 17 punt returns for 122 yards (7.2 avg.).

VS. WASHINGTON (9/16): 15 receptions for 160 yards (10.7 avg.) and 1 TD.

- Tied an NFL record with 12 first-half receptions.
- His 15 receptions tied the Rams' single-game receptions franchise record.

VS. SEATTLE (9/30): 6 receptions for 55 yards (9.2 avg.) and 1 TD.

- Caught a 2-yard TD pass from P Johnny Hekker on a fake field goal.

AT SAN FRANCISCO (11/11): 11 receptions for 102 yards (9.3 avg.).

2011 (ST. LOUIS):

- Started 1 game.
- Inactive for 3 games.
- Missed the rest of the season after being placed on injured reserve on Oct. 10.
- 5 receptions for 45 yards (9.0 avg.).

VS. PHILADELPHIA (9/11): 5 receptions for 45 yards (9.0 avg.).

2010 (ST. LOUIS):

- Played in all 16 games with 6 starts.
- 85 receptions for 689 yards (8.1 avg.) and 3 TDs.
- 50 kickoff returns for 1,142 yards (22.8 avg.).
- 40 punt returns for 452 yards (11.3 avg.).
- Led the NFL in all-purpose yards (2,364).
- Was 3rd in the NFL with 29 receptions on 3rd down.

AT DETROIT (10/10): 12 receptions for 95 yards (7.9 avg.).

VS. CAROLINA (10/31): 6 receptions for 28 yards (4.7 avg.) and 1 TD.

- Caught a 2-yard TD pass from QB Sam Bradford in the 2nd quarter.

AT SAN FRANCISCO (11/14): 7 receptions for 51 yards (7.3 avg.) and 1 TD.

- Caught a 5-yard TD pass from Bradford in the 2nd quarter.

2009 (ST. LOUIS/PHILADELPHIA):

- Played in 14 games with 2 starts.
- Signed by St. Louis from Philadelphia's practice squad on Sept. 22, 2009.
- Spent 2 weeks on Philadelphia's practice squad.
- Spent the entire offseason and training camp with Philadelphia.
- 43 receptions for 326 yards (7.6 avg.) and 1 TD.

- 66 kickoff returns for 1,618 yards (24.5 avg.).
- 31 punt returns for 360 yards (11.6 avg.).
- Led the NFL and set Rams franchise records in kickoff returns (66), kickoff return yards (1,618) and total return yards (1,978).

VS. GREEN BAY (9/27): Played but did not record any stats.

- Made his NFL debut.

VS. SEATTLE (11/29): 7 receptions for 55 yards (7.9 avg.).

- Made his 1st NFL start.

VS. HOUSTON (12/20): 2 receptions for 7 yards (3.5 avg.) and 1 TD.

- Caught a 2-yard TD pass from QB Keith Null for his 1st career score.

2008 (PHILADELPHIA/DALLAS):

- Spent 1 playoff week on Philadelphia's practice squad.
- Was on Dallas' practice squad for the remainder of the season.
- Also spent the offseason and training camp with Dallas.

BEFORE THE NFL

COLLEGE (TEXAS TECH):

- 4-year letterman (2004-07) and 3-year starter.

CAREER: Played in all 50 games with 33 starts; 204 receptions for 2,246 yards (11.0 avg.) and 15 TDs; 7 carries for 20 yards (2.9 avg.); 17 kickoff returns for 290 yards (17.1 avg.); 116 punt returns for 1,283 yards (11.1 avg.) and 1 TD.

- Finished his career 5th in school history with 204 receptions and 8th with 2,246 receiving yards.
- His 3,839 career all-purpose yards were 7th in school history.
- His 1,283 career punt return yards were 3rd in school history.

SENIOR (2007): Started all 13 games; 109 receptions for 1,245 yards (11.4 avg.) and 6 TDs; 14 punt returns for 222 yards (15.9 avg.).

- His 109 receptions were 2nd and his 1,245 receiving yards were 4th in school history.
- Joined WR Michael Crabtree (134) to set an FBS record for most passes caught by two players on the same team (243) in the same season.
- 2nd-team All-Big 12.

JUNIOR (2006): Played in all 13 games with 11 starts; 48 receptions for 487 yards (10.1 avg.) and 5 TDs; 3 carries for 12 yards (4.0 avg.); 41 punt returns for 377 yards (9.2 avg.).

- His 9.2 yards per punt return average was 6th in the Big 12.

- Honorable mention All-Big 12.

SOPHOMORE (2005): Played in all 12 games with 8 starts; 34 receptions for 395 yards (11.6 avg.) and 3 TDs; 2 carries for -1 yard (-0.5 avg.); 9 kickoff returns for 141 yards (15.7 avg.); 32 punt returns for 313 yards (9.8 avg.).

- Honorable mention All-Big 12.

TRUE FRESHMAN (2004): Played in all 12 games with 1 start; 13 receptions for 119 yards (9.2 avg.) and 1 TD; 2 carries for 9 yards (4.5 avg.); 8 kickoff returns for 149 yards (18.6 avg.); 29 punt returns for 371 yards (12.8 avg.) and 1 TD.

- 1st-team All-Big 12 as a return specialist.
- Only true freshman to play for the team that season.

HIGH SCHOOL (THE WOODLANDS HS – THE WOODLANDS, TEXAS)

- Played wide receiver and safety.
- Also earned all-state honors as a second baseman on the baseball team.

SENIOR (2003): 60 receptions for 864 yards (14.4 avg.) and 9 TDs.

- 1st-team all-state.

OFF THE FIELD

COMMUNITY:

- Started the Danny Amendola Catches for Kids Foundation to provide opportunities, support and resources to children and families in need.
- Following the 2013 Boston Marathon bombing, he donated \$100 for every catch to a victim recovery fund.

PERSONAL:

- Brother, Matt, played safety at Baylor in the early 2000s.
- **PRONUNCIATION:** Last name is pronounced am-men-DOLE-uh.

DANNY AMENDOLA'S NFL REGULAR SEASON STATS

YEAR	TEAM	GP	GS	RECEIVING					RUSHING				
				REC	YDS	AVG	LG	TD	ATT	YDS	AVG	LG	TD
2009	ST. LOUIS	14	2	43	326	7.6	25	1	3	-2	-0.7	8	0
2010	ST. LOUIS	16	6	85	689	8.1	36	3	7	81	11.6	30	0
2011	ST. LOUIS	1	1	5	45	9.0	18	0	0	0	0.0	0	0
2012	ST. LOUIS	11	8	63	666	10.6	56	3	2	8	4.0	6	0
2013	NEW ENGLAND	12	6	54	633	11.7	57	2	1	1	1.0	1	0
2014	NEW ENGLAND	16	4	27	200	7.4	21	1	0	0	0.0	0	0
2015	NEW ENGLAND	14	7	65	648	10.0	41	3	2	11	5.5	8	0
2016	NEW ENGLAND	12	4	23	243	10.6	32	4	0	0	0.0	0	0
2017	NEW ENGLAND	15	8	61	659	10.8	27	2	0	0	0.0	0	0
NFL TOTALS		111	46	426	4109	9.6	57	19	15	99	6.6	30	0

DANNY AMENDOLA'S NFL REGULAR SEASON RETURNING STATS

YEAR	TEAM	KICKOFF RETURN					PUNT RETURN					
		KR	YDS	AVG	LG	TD	PR	FC	YDS	AVG	LG	TD
2009	ST. LOUIS	66	1618	24.5	58	0	31	11	360	11.6	56	0
2010	ST. LOUIS	50	1142	22.8	84	0	40	18	452	11.3	42	0
2011	ST. LOUIS	0	0	0.0	-	0	1	0	0	0.0	0	0
2012	ST. LOUIS	2	16	8.0	12	0	17	10	122	7.2	22	0
2013	NEW ENGLAND	0	0	0.0	-	0	1	0	13	13.0	13	0
2014	NEW ENGLAND	20	482	24.1	81	0	16	5	132	8.3	39	0
2015	NEW ENGLAND	8	172	21.5	29	0	23	12	276	12.0	82	0
2016	NEW ENGLAND	5	129	25.8	73	0	18	7	121	6.7	30	0
2017	NEW ENGLAND	1	16	16.0	16	0	27	18	231	8.6	40	0
NFL TOTALS		152	3575	23.5	84	0	174	81	1707	9.8	82	0

DANNY AMENDOLA'S NFL PLAYOFF STATS

YEAR	TEAM	GP	GS	RECEIVING					RUSHING				
				REC	YDS	AVG	LG	TD	ATT	YDS	AVG	LG	TD
2013	NEW ENGLAND	2	1	3	77	25.7	53	0	0	0	0.0	0	0
2014	NEW ENGLAND	3	1	11	137	12.5	51t	3	1	-2	-2.0	-2	0
2015	NEW ENGLAND	2	2	7	57	8.1	16	0	0	0	0.0	0	0
2016	NEW ENGLAND	3	0	10	90	9.0	20	1	1	15	15.0	15	0
2017	NEW ENGLAND	3	2	26	348	13.4	50	2	1	3	3.0	3	0
PLAYOFF TOTALS		13	6	57	709	12.4	53	6	3	16	5.3	15	0

DANNY AMENDOLA'S NFL PLAYOFF RETURNING STATS

YEAR	TEAM	KICKOFF RETURN					PUNT RETURN					
		KR	YDS	AVG	LG	TD	PR	FC	YDS	AVG	LG	TD
2014	NEW ENGLAND	9	213	23.7	30	0	0	2	0	0.0	-	0
2015	NEW ENGLAND	0	0	0.0	-	0	4	4	54	13.5	28	0
2017	NEW ENGLAND	0	0	0.0	-	0	5	9	52	10.4	20	0
NFL TOTALS		9	213	23.7	30	0	9	15	106	11.8	28	0

ADDITIONAL STATS

Passing: (New England) 1-of-1 (100.0 pct.) for 36 yards in 2015.

Miscellaneous Tackles: (St. Louis) 3 in 2009, 1 in 2010, 1 in 2012, (New England) 1 in 2016, 2 in 2017 for total of 8.

SINGLE-GAME CAREER HIGHS

Receptions: 15 vs. Washington, 9/16/12
Receiving Yards: 160 vs. Washington, 9/16/12
Longest Reception: 57 vs. Pittsburgh, 11/3/13
Receiving TDs: 2 3 times, last: vs. Jacksonville, 1/21/18*
Punt Returns: 5 twice, last: vs. San Francisco, 1/3/10
Punt Return Yards: 84 at N.Y. Giants, 11/15/15
Longest Punt Return: 82 at N.Y. Giants, 11/15/15
Kickoff Returns: 9 at Tennessee, 12/13/09
Kickoff Return Yards: 217 at Tennessee, 12/13/09
Longest Kickoff Return: 84 vs. San Francisco, 12/26/10

* AFC Divisional game

100-YARD RECEIVING GAMES (10)

DATE	OPPONENT	REC	YDS	AVG	LG	TD
9/16/12	WASHINGTON	15	160	10.7	56	1
11/11/12	at San Francisco	11	102	9.3	16	0
9/8/13	at Buffalo	10	104	10.4	24	0
11/3/13	PITTSBURGH	4	122	30.5	57	1
12/15/13	at Miami	10	131	13.1	30	0
10/18/15	at Indianapolis	7	105	15.0	35	0
11/23/15	BUFFALO	9	117	13.0	41	0
9/7/17	KANSAS CITY	6	100	16.7	27	0
1/13/18	TENNESSEE*	11	112	10.5	25	0
2/4/18	vs. Philadelphia**	8	152	19.0	50	0

* AFC Divisional game

** Super Bowl XLII

2009 GAME-BY-GAME STATS (ST. LOUIS)

DATE	OPPONENT	P/S	REC	YDS	AVG	LG	TD
09/13	at Seattle		NOT ON ROSTER				
09/20	at Washington		NOT ON ROSTER				
09/27	GREEN BAY	1/0	0	0	0.0	-	0
10/04	at San Francisco	1/0	1	8	8.0	8	0
10/11	MINNESOTA	1/0	5	43	8.6	14	0
10/18	at Jacksonville	1/0	3	25	8.3	13	0
10/25	INDIANAPOLIS	1/0	5	39	7.8	14	0
11/01	at Detroit	1/0	1	13	13.0	13	0
11/15	NEW ORLEANS	1/0	0	0	0.0	-	0
11/22	ARIZONA	1/0	4	61	15.3	25	0
11/29	SEATTLE	1/1	7	55	7.9	11	0
12/06	at Chicago	1/0	1	0	0.0	0	0
12/13	at Tennessee	1/0	5	19	3.8	8	0
12/20	HOUSTON	1/0	2	7	3.5	5	1
12/27	at Arizona	1/0	6	38	6.3	12	0
01/03	SAN FRANCISCO	1/1	3	18	6.0	9	0
2009 TOTALS		14/2	43	326	7.6	25	1

2010 GAME-BY-GAME STATS (ST. LOUIS)

DATE	OPPONENT	P/S	REC	YDS	AVG	LG	TD
09/12	ARIZONA	1/1	6	67	11.2	36	0
09/19	at Oakland	1/1	4	39	9.8	16	0
09/26	WASHINGTON	1/0	6	56	9.3	18	0
10/03	SEATTLE	1/0	5	46	9.2	14	0
10/10	at Detroit	1/1	12	95	7.9	18	0
10/17	SAN DIEGO	1/0	3	19	6.3	11	0
10/24	at Tampa Bay	1/0	3	29	9.7	18	1
10/31	CAROLINA	1/0	6	28	4.7	9	1
11/14	at San Francisco	1/1	7	51	7.3	25	1
11/21	ATLANTA	1/1	8	63	7.9	18	0
11/28	at Denver	1/0	4	41	10.3	17	0
12/05	at Arizona	1/0	1	17	17.0	17	0
12/12	at New Orleans	1/0	3	16	5.3	10	0
12/19	KANSAS CITY	1/0	7	60	8.6	16	0
12/26	SAN FRANCISCO	1/1	8	53	6.6	10	0
01/02	at Seattle	1/0	2	9	4.5	6	0
2010 TOTALS		16/6	85	689	8.1	36	3

2011 GAME-BY-GAME STATS (ST. LOUIS)

DATE	OPPONENT	P/S	REC	YDS	AVG	LG	TD
09/11	PHILADELPHIA	1/1	5	45	9.0	18	0
09/19	at N.Y. Giants				INACTIVE		
09/25	BALTIMORE				INACTIVE		
10/02	WASHINGTON				INACTIVE		
10/16	at Green Bay				INJURED RESERVE		
10/23	at Dallas				INJURED RESERVE		
10/30	NEW ORLEANS				INJURED RESERVE		
11/06	at Arizona				INJURED RESERVE		
11/13	at Cleveland				INJURED RESERVE		
11/20	SEATTLE				INJURED RESERVE		
11/27	ARIZONA				INJURED RESERVE		
12/04	at San Francisco				INJURED RESERVE		
12/12	at Seattle				INJURED RESERVE		
12/18	CINCINNATI				INJURED RESERVE		
12/24	at Pittsburgh				INJURED RESERVE		
01/01	SAN FRANCISCO				INJURED RESERVE		
2011 TOTALS		1/1	5	45	9.0	18	0

2012 GAME-BY-GAME STATS (ST. LOUIS)

DATE	OPPONENT	P/S	REC	YDS	AVG	LG	TD
09/09	at Detroit	1/1	5	70	14.0	17	0
09/16	WASHINGTON	1/1	15	160	10.7	56	1
09/23	at Chicago	1/1	5	66	13.2	30	0
09/30	SEATTLE	1/1	6	55	9.2	15	1
10/04	ARIZONA	1/0	1	44	44.0	44	0
10/14	at Miami				INACTIVE		
10/21	GREEN BAY				INACTIVE		
10/28	NEW ENGLAND				INACTIVE		
11/11	at San Francisco	1/1	11	102	9.3	16	0
11/18	N.Y. JETS	1/1	7	41	5.9	10	0
11/25	at Arizona	1/0	1	38	38.0	38	0
12/02	SAN FRANCISCO				INACTIVE		
12/09	at Buffalo				INACTIVE		
12/16	MINNESOTA	1/1	6	58	9.7	26	1
12/23	at Tampa Bay	1/1	2	5	2.5	8	0
12/30	at Seattle	1/0	4	27	6.8	9	0
2012 TOTALS		11/8	63	666	10.6	56	3

2013 GAME-BY-GAME STATS (NEW ENGLAND)

DATE	OPPONENT	P/S	REC	YDS	AVG	LG	TD
09/08	at Buffalo	1/1	10	104	10.4	24	0
09/12	N.Y. JETS				INACTIVE		
09/22	TAMPA BAY				INACTIVE		
09/29	at Atlanta				INACTIVE		
10/06	at Cincinnati	1/0	4	55	13.8	21	0
10/13	NEW ORLEANS	1/1	2	0	0.0	1	0
10/20	at N.Y. Jets				INACTIVE		
10/27	MIAMI	1/1	3	15	5.0	8	0
11/03	PITTSBURGH	1/1	4	122	30.5	57	1
11/18	at Carolina	1/1	6	45	7.5	13	0
11/24	DENVER	1/0	3	17	5.7	8	0
12/01	at Houston	1/0	5	54	10.8	17	0
12/08	CLEVELAND	1/0	4	36	9.0	13	1
12/15	at Miami	1/1	10	131	13.1	30	0
12/22	at Baltimore	1/0	2	45	22.5	34	0
12/29	BUFFALO	1/0	1	9	9.0	9	0
2013 TOTALS		12/6	54	633	11.7	57	2

DATE	OPPONENT	P/S	REC	YDS	AVG	LG	TD
01/11	INDIANAPOLIS*	1/0	3	77	25.7	53	0
01/19	at Denver**	1/1	0	0	0.0	-	0
PLAYOFF TOTALS		2/1	3	77	25.7	53	0

* AFC Divisional game
** AFC Championship

2014 GAME-BY-GAME STATS (NEW ENGLAND)

DATE	OPPONENT	P/S	REC	YDS	AVG	LG	TD
09/07	at Miami	1/0	3	16	5.3	8	0
09/14	at Minnesota	1/0	0	0	0.0	-	0
09/21	OAKLAND	1/0	0	0	0.0	-	0
09/29	at Kansas City	1/1	0	0	0.0	-	0
10/05	CINCINNATI	1/0	1	7	7.0	7	0
10/12	at Buffalo	1/0	0	0	0.0	-	0
10/16	N.Y. JETS	1/0	1	19	19.0	19t	1
10/26	CHICAGO	1/1	2	5	2.5	6	0
11/02	DENVER	1/0	2	35	17.5	21	0
11/16	at Indianapolis	1/0	2	13	6.5	9	0
11/23	DETROIT	1/0	0	0	0.0	-	0
11/30	at Green Bay	1/0	0	0	0.0	-	0
12/07	at San Diego	1/0	3	7	2.3	5	0
12/14	MIAMI	1/0	1	11	11.0	11	0
12/21	at N.Y. Jets	1/1	8	63	7.9	12	0
12/28	BUFFALO	1/1	4	24	6.0	12	0
2014 TOTALS		16/4	27	200	7.4	21	1

DATE	OPPONENT	P/S	REC	YDS	AVG	LG	TD
01/10	BALTIMORE*	1/1	5	81	16.2	51t	2
01/18	INDIANAPOLIS**	1/0	1	8	8.0	8	0
02/01	vs. Seattle***	1/0	5	48	9.6	17	1
PLAYOFF TOTALS		3/1	11	137	12.5	51t	3

* AFC Divisional game
** AFC Championship
*** Super Bowl XLIX

2015 GAME-BY-GAME STATS (NEW ENGLAND)

DATE	OPPONENT	P/S	REC	YDS	AVG	LG	TD
09/10	PITTSBURGH	1/1	2	24	12.0	18	0
09/20	at Buffalo	1/1	1	29	29.0	29	0
09/27	JACKSONVILLE	1/1	5	39	7.8	12	1
10/11	at Dallas	1/0	2	6	3.0	4	0
10/18	at Indianapolis	1/0	7	105	15.0	35	0
10/25	N.Y. JETS	1/1	8	86	10.8	23	1
10/29	MIAMI	1/1	1	11	11.0	11	0
11/08	WASHINGTON	1/1	4	24	6.0	11	0
11/15	at N.Y. Giants	1/0	10	79	7.9	12	0
11/23	BUFFALO	1/1	9	117	13.0	41	0
11/29	at Denver				INACTIVE		
12/06	PHILADELPHIA	1/0	7	62	8.9	14	1
12/13	at Houston	1/0	6	46	7.7	10	0
12/20	TENNESSEE	1/0	1	3	3.0	3	0
12/27	at N.Y. Jets				INACTIVE		
01/03	at Miami	1/0	2	17	8.5	9	0
2015 TOTALS		14/7	65	648	10.0	41	3

DATE	OPPONENT	P/S	REC	YDS	AVG	LG	TD
01/16	KANSAS CITY*	1/1	2	18	9.0	16	0
01/24	at Denver**	1/1	5	39	7.8	10	0
PLAYOFF TOTALS		2/2	7	57	8.1	16	0

* AFC Divisional game
** AFC Championship

2016 GAME-BY-GAME STATS (NEW ENGLAND)

DATE	OPPONENT	P/S	REC	YDS	AVG	LG	TD
09/11	at Arizona	1/0	3	48	16.0	32	0
09/18	MIAMI	1/0	4	48	12.0	13	2
09/22	HOUSTON	1/0	2	23	11.5	16	0
10/02	BUFFALO	1/1	0	0	0.0	-	0
10/09	at Cleveland	1/0	2	11	5.5	7	0
10/16	CINCINNATI	1/0	2	30	15.0	17	0
10/23	at Pittsburgh	1/0	0	0	0.0	-	0
10/30	at Buffalo	1/0	3	29	9.7	15	1
11/13	SEATTLE	1/1	1	14	14.0	14	0
11/20	at San Francisco	1/0	2	2	1.0	5t	1
11/27	at N.Y. Jets	1/1	1	8	8.0	8	0
12/04	L.A. RAMS	1/1	3	30	10.0	17	0
12/12	BALTIMORE						INACTIVE
12/18	at Denver						INACTIVE
12/24	N.Y. JETS						INACTIVE
01/01	at Miami						INACTIVE
2016 TOTALS		12/4	23	243	10.6	5t	4

DATE	OPPONENT	P/S	REC	YDS	AVG	LG	TD
01/14	HOUSTON*	1/0	0	0	0.0	-	0
01/22	PITTSBURGH**	1/0	2	12	6.0	8	0
02/05	vs. Atlanta***	1/0	8	78	9.8	20	1
PLAYOFF TOTALS		3/0	10	90	9.0	20	1


* AFC Divisional game
 ** AFC Championship
 *** Super Bowl LI

2017 GAME-BY-GAME STATS (NEW ENGLAND)

DATE	OPPONENT	P/S	REC	YDS	AVG	LG	TD
09/07	KANSAS CITY	1/0	6	100	16.7	27	0
09/17	at New Orleans						INACTIVE
09/24	HOUSTON	1/0	3	48	16.0	27	0
10/01	CAROLINA	1/1	6	42	7.0	16	1
10/05	at Tampa Bay	1/0	8	77	9.6	14	0
10/15	at N.Y. Jets	1/1	3	40	13.3	17	0
10/22	ATLANTA	1/0	3	17	5.7	7	0
10/29	L.A. CHARGERS	1/0	2	14	7.0	9	0
11/12	at Denver	1/0	4	36	9.0	16	0
11/19	at Oakland	1/0	8	66	8.3	18	1
11/26	MIAMI	1/1	1	15	15.0	15	0
12/03	at Buffalo	1/1	2	34	17.0	27	0
12/11	at Miami	1/1	6	76	12.7	26	0
12/17	at Pittsburgh	1/1	2	23	11.5	12	0
12/24	BUFFALO	1/1	3	28	9.3	13	0
12/31	N.Y. JETS	1/1	4	43	10.8	16	0
2017 TOTALS		15/8	61	659	10.8	27	2

DATE	OPPONENT	P/S	REC	YDS	AVG	LG	TD
01/13	TENNESSEE*	1/1	11	112	10.2	25	0
01/21	JACKSONVILLE**	1/1	7	84	12.0	21	2
02/04	vs. Philadelphia***	1/0	8	152	19.0	50	0
PLAYOFF TOTALS		3/2	26	348	13.4	50	2

* AFC Divisional game
 ** AFC Championship
 *** Super Bowl LI



44

STEPHONE ANTHONY

LINEBACKER // 6-3 // 245 // CLEMSON '15
ACQUIRED: T, '17 (NO)
HOMETOWN: POLKTON, N.C. // BORN: 7/28/92
NFL: FOURTH SEASON // DOLPHINS: SECOND SEASON

NFL CAREER

TRANSACTIONS:

- Traded from New Orleans to Miami on Sept. 19, 2017.
- 1st-round pick (31st overall) by New Orleans in the 2015 NFL draft.

CAREER HIGHLIGHTS:

- Played in 34 career games with 19 starts.
- 142 tackles (94 solo), 1 sack, 1 interception, 5 passes defended, 2 forced fumbles and 1 fumble recovery.
- Started all 16 games and totaled 112 tackles in his rookie season (2015).

2017 (MIAMI/NEW ORLEANS):

- Played in 8 games with Miami.
- Dressed but did not play in 1 game with Miami.
- Inactive for 6 games with Miami and 2 games with New Orleans.
- Traded from New Orleans to Miami on Sept. 19, 2017.
- 15 tackles (12 solo).

VS. NEW ORLEANS IN LONDON (10/1): Appeared on special teams.

- Made his Dolphins debut.

VS. DENVER (12/3): 5 tackles (4 solo).

VS. BUFFALO (12/31): 5 solo tackles.

2016 (NEW ORLEANS):

- Played in 10 games with 3 starts.
- Inactive for 4 games.
- Placed on injured reserve on Dec. 20, missing the final 2 games.
- 15 tackles (12 solo).

VS. ATLANTA (9/26): 3 solo tackles.

AT TAMPA BAY (12/11): 9 tackles (7 solo).

2015 (NEW ORLEANS):

- Started all 16 games.
- 112 tackles (70 solo), 1 sack, 1 interception, 2 forced fumbles, 1 fumble recovery and 5 passes defended.

AT ARIZONA (9/13): 4 tackles (3 solo) and 1 pass defended.

- Started in his NFL debut.

AT INDIANAPOLIS (10/25): 7 tackles (5 solo), 1 interception and 1 pass defended.

VS. CAROLINA (12/6): 10 tackles (4 solo), 1 forced fumble and 1 fumble recovery.

BEFORE THE NFL

COLLEGE (CLEMSON):

- 4-year letterman (2011-14) and 3-year starter.

CAREER: Played in 52 games with 35 starts; 330 tackles (210 solo), 9.5 sacks, 3 interceptions, 13 passes defended, 5 forced fumbles and 1 fumble recovery.

SENIOR (2014): Played in 13 games with 12 starts; 90 tackles (61 solo), 2.5 sacks, 1 interception, 4 passes defended and 2 forced fumbles.

- Semifinalist for the Butkus Award.
- Consensus 1st-team All-American.
- Team Co-Captain.

JUNIOR (2013): Started all 13 games; 131 tackles (75 solo), 4 sacks, 1 interception, 5 passes defended and 1 fumble recovery.

- 2nd-team All-ACC.

SOPHOMORE (2012): Played in all 13 games with 7 starts; 77 tackles, 1 sack, 1 interception, 3 passes defended and 1 forced fumble.

- Honorable mention sophomore All-American.

TRUE FRESHMAN (2011): Played in 13 games with 3 starts; 32 tackles, 2 sacks, 1 pass defended and 2 forced fumbles.

HIGH SCHOOL (ANSON HS – WADESBORO, N.C.)

- Also played catcher on the baseball team and power forward on the basketball team.

SENIOR (2010): 123 tackles, 4 sacks, 2 interceptions; 50 carries for 302 yards (6.0 avg.); 14 kickoff returns for 498 yards (35.6 avg.).

- 1st-team All-American.
- 1st-team all-state.
- Conference Player of the Year.

JUNIOR (2009):

- 1st-team all-state.

SOPHOMORE (2008):

- Conference Player of the Year.

OFF THE FIELD

PERSONAL:

- Cousin, Tyrone Crowder, was a 3-year All-ACC honoree at guard (2015-17) for Clemson.

- **PRONUNCIATION:** First name is pronounced steh-FAHN.
- **MAJOR:** Sociology.

STEPHONE ANTHONY'S NFL REGULAR SEASON STATS

YEAR	TEAM	GP	GS	TACKLES				INTERCEPTIONS					FUMBLES		
				TOT	SOLO	ASST	SK	YDS	INT	YDS	LG	TD	PD	FF	FR
2015	NEW ORLEANS	16	16	112	70	42	1.0	8.0	1	5	5	0	5	2	1
2016	NEW ORLEANS	10	3	15	12	3	0.0	0.0	0	0	0	0	0	0	0
2017	MIAMI	8	0	15	12	3	0.0	0.0	0	0	0	0	0	0	0
NFL TOTALS		34	19	142	94	48	1.0	8.0	1	5	5	0	5	2	1

ADDITIONAL STATS

Special Teams Tackles: 1 in 2016.

SINGLE-GAME CAREER HIGHS

Tackles:	11	vs. N.Y. Giants, 11/1/15
Sacks:	1	vs. Dallas, 10/4/15
Interceptions:	1	at Indianapolis, 10/25/15
Passes Defensed:	2	vs. Atlanta, 10/15/15
Forced Fumbles:	1	twice, last: vs. Detroit, 12/21/15
Fumble Recoveries:	1	vs. Carolina, 12/6/15



31

CORNELL ARMSTRONG

CORNERBACK // 6-0 // 185 // SOUTHERN MISS '18
 ACQUIRED: D6, '18
 HOMETOWN: BASSFIELD, MISS. // BORN: 9/22/95
 NFL: ROOKIE SEASON // DOLPHINS: ROOKIE SEASON

NFL CAREER

TRANSACTIONS:

- 6th-round pick (209th overall) by Miami in the 2018 NFL draft.

BEFORE THE NFL

COLLEGE (SOUTHERN MISS):

- 4-year letterman (2014-17) and 3-year starter.

CAREER: Played in 47 games with 40 starts; 146 tackles (108 solo), 5 interceptions and 34 passes defended.

SENIOR (2017): Started 10 games; 22 tackles (14 solo), 2 interceptions and 9 passes defended.

- All-Conference USA honorable mention.

JUNIOR (2016): Started all 13 games; 47 tackles (35 solo), 1 interception and 9 passes defended.

- His 9 passes defended led the team.

SOPHOMORE (2015): Started 12 games; 47 tackles (37 solo), 2 interceptions and 12 passes defended.

TRUE FRESHMAN (2014): Played in all 12 games with 5 starts; 30 tackles (22 solo) and 4 passes defended.

- Conference USA All-Freshman Team.

HIGH SCHOOL (BASSFIELD HS – BASSFIELD, MISS.)

- 62 career tackles (46 solo), 6 interceptions, 2 forced fumbles and 3 fumble recoveries.

SENIOR (2013): Played in 14 games; 32 tackles (20 solo), 2 interceptions, 1 forced fumble and 2 fumble recoveries.

- 1st-team all-state.

- Helped his team win a state title.

JUNIOR (2012): Played in 12 games; 19 tackles (16 solo), 3 interceptions, 1 forced fumble and 1 fumble recovery.

- Helped his team go undefeated and win a state title.

SOPHOMORE (2011): Played in 5 games; 11 tackles (10 solo), 1 interception and 3 passes defended.

OFF THE FIELD

PERSONAL:

- His mother is Lessie Williams.
- **MAJOR:** Sports management and business.

CORNELL ARMSTRONG'S COLLEGE STATS

YEAR	TEAM	GP	GS	TACKLES					INTERCEPTIONS					FUMBLES	
				TOT	SOLO	ASST	SK	YDS	INT	YDS	LG	TD	PD	FF	FR
2014	SOUTHERN MISS	12	5	30	22	8	0.0	0.0	0	0	-	0	4	0	0
2015	SOUTHERN MISS	12	12	47	37	10	0.0	0.0	2	-1	0	0	12	0	0
2016	SOUTHERN MISS	13	13	47	35	12	0.0	0.0	1	0	0	0	9	0	0
2017	SOUTHERN MISS	10	10	22	14	8	0.0	0.0	2	46	46	1	9	0	0
NCAA TOTALS		47	40	146	108	38	0.0	0.0	5	45	46	1	34	0	0

ADDITIONAL STATS

Defensive Touchdowns: 1 in 2017.

Special Teams Touchdowns: 1 blocked kick return in 2014.



55

JEROME BAKER

LINEBACKER // 6-2 // 215 // OHIO STATE '18
 ACQUIRED: D3, '18
 HOMETOWN: CLEVELAND, OHIO // BORN: 12/25/96
 NFL: ROOKIE SEASON // DOLPHINS: ROOKIE SEASON

NFL CAREER

TRANSACTIONS:

- 3rd-round pick (73rd overall) by Miami in the 2018 NFL draft.

BEFORE THE NFL

COLLEGE (OHIO STATE):

- 3-year letterman (2015-17) and 2-year starter.

CAREER: Played in 33 games with 25 starts; 158 tackles (90 solo), 7 sacks, 2 interceptions, 5 passes defended, 1 forced fumble and 3 fumble recoveries.

JUNIOR (2017): Started 13 games; 72 tackles (42 solo), 3.5 sacks, 3 passes defended, 1 forced fumble and 2 fumble recoveries.

- All-Big Ten honorable mention.

SOPHOMORE (2016): Played in all 13 games with 12 starts; 83 tackles (45 solo), 3.5 sacks, 2

interceptions, 2 passes defended and 1 fumble recovery.

- All-Big Ten honorable mention.
- His 83 tackles were second on the team behind fellow Dolphins LB Raekwon McMillan.

TRUE FRESHMAN (2015): Played in 7 games; 3 solo tackles.

HIGH SCHOOL (BENEDICTINE HS – CLEVELAND, OHIO)

SENIOR (2014):

- Helped his school win the state championship.
- 1st-team all-state.
- Co-defensive player of the year in Ohio.

OFF THE FIELD

PERSONAL:

- **MAJOR:** Criminology.

JEROME BAKER'S COLLEGE STATS

YEAR	TEAM	GP	GS	TACKLES					INTERCEPTIONS					FUMBLES		
				TOT	SOLO	ASST	SK	YDS	INT	YDS	LG	TD	PD	FF	FR	
2015	OHIO STATE	7	0	3	3	0	0.0	0.0	0	0	-	0	0	0	0	0
2016	OHIO STATE	13	12	83	45	38	3.5	26.0	2	90	68	1	2	0	1	2
2017	OHIO STATE	13	13	72	42	30	3.5	25.0	0	0	-	0	3	1	2	2
NCAA TOTALS		33	25	158	90	68	7.0	51.0	2	90	68	1	5	1	3	3

ADDITIONAL STATS

Defensive Touchdowns: 1 in 2016, 1 in 2017 for total of 2.



NFL CAREER

TRANSACTIONS:

- 4th-round pick (131st overall) by Miami in the 2018 NFL draft.

BEFORE THE NFL

COLLEGE (ARIZONA STATE):

- 4-year letterman (2014-17) and 2-year starter.

CAREER: Played in 47 games with 17 starts; 450 carries for 1,984 yards (4.4 avg.) and 27 TDs; 82 receptions for 684 yards (8.3 avg.) and 2 TDs; 47 kickoff returns for 1,059 yards (22.5 avg.); 1 punt return for -6 yards; 3-for-4 passing (75.0 pct.) for 30 yards and 1 TD.

- Finished career 6th in school history with his 27 rushing TDs.

SENIOR (2017): Played in all 13 games with 9 starts; 157 carries for 669 yards (4.3 avg.) and 6 TDs; 20 receptions for 91 yards (4.6 avg.); 20 kickoff returns for 437 yards (21.9 avg.).

JUNIOR (2016): Played in all 12 games with 6 starts; 126 carries for 536 yards (4.3 avg.) and 14 TDs; 44 receptions for 469 yards (10.7 avg.) and 1 TD; 18 kickoff returns for 409 yards (22.7 avg.); 1 punt return for -6 yards; 3-for-4 passing (75.0 pct.) for 30 yards and 1 TD.

- His 14 rushing TDs were 2nd in the Pac-12 and 26th nationally.

- Was 1 of just 9 FBS players to rush, receive and throw a TD in the 2016 season.

- Tied an FBS record with 8 TDs against Texas Tech (Sept. 10) and is the only player to total 8 TDs in a single game vs. an FBS opponent.

SOPHOMORE (2015): Played in 10 games with 1 start; 125 carries for 653 yards (5.2 avg.) and 4 TDs; 12 receptions for 60 yards (5.0 avg.); 3 kickoff returns for 26 yards (8.7 avg.).

TRUE FRESHMAN (2014): Played in 12 games with 1 start; 42 carries for 126 yards (3.0 avg.) and 3 TDs; 6 receptions for 64 yards (10.7 avg.) and 1 TD; 6 kickoff returns for 187 yards (31.2 avg.).

HIGH SCHOOL (FALCON HS – PEYTON, COLO.)

• 318 career carries for 2,690 yards (8.5 avg.) and 35 TDs; 40 receptions for 671 yards (16.8 avg.) and 12 TDs; 3,981 all-purpose yards.

SENIOR (2013): 206 carries for 1,943 yards (9.4 avg.) and 25 TDs; 16 receptions for 360 yards (22.5 avg.) and 6 TDs; 2,628 all-purpose yards.

OFF THE FIELD


PERSONAL:

- **MAJOR:** Communications.
- **PRONUNCIATION:** Name is pronounced KAY-lun buh-LODGE.

KALEN BALLAGE'S COLLEGE STATS													
YEAR	TEAM	GP	GS	RUSHING					RECEIVING				
				ATT	YDS	AVG	LG	TD	REC	YDS	AVG	LG	TD
2014	ARIZONA STATE	12	1	42	126	3.0	12	3	6	64	10.7	38	1
2015	ARIZONA STATE	10	1	125	653	5.2	65	4	12	60	5.0	16	0
2016	ARIZONA STATE	12	6	126	536	4.3	75	14	44	469	10.7	71	1
2017	ARIZONA STATE	13	9	157	669	4.3	35	6	20	91	4.6	10	0
NCAA TOTALS		47	17	450	1,984	4.4	75	27	82	684	8.3	71	2

KALEN BALLAGE'S COLLEGE RETURNING STATS												
YEAR	TEAM	KICKOFF RETURN					PUNT RETURN					
		KR	YDS	AVG	LG	TD	PR	FC	YDS	AVG	LG	TD
2014	ARIZONA STATE	6	187	31.2	96	0	0	0	0	0.0	-	0
2015	ARIZONA STATE	3	26	8.7	27	0	0	0	0	0.0	-	0
2016	ARIZONA STATE	18	409	22.7	36	0	1	0	-6	-6.0	-	0
2017	ARIZONA STATE	20	437	21.9	51	0	0	0	0	0.0	-	0
NCAA TOTALS		47	1,059	22.5	96	0	1	0	-6	-6.0	-	0

ADDITIONAL STATS	
Passing:	3-for-4 (75.0 pct.) for 30 yards and 1 TD in 2016.
Tackles:	1 in 2017.



50

ANDRE BRANCH

DEFENSIVE END // 6-5 // 263 // CLEMSON '12
ACQUIRED: UFA, '16 (JAX.)
HOMETOWN: RICHMOND, VA. // BORN: 7/14/89
NFL: SEVENTH SEASON // DOLPHINS: THIRD SEASON

NFL CAREER

TRANSACTIONS:

- Signed by Miami as an unrestricted free agent from Jacksonville on March 16, 2016.
- 2nd-round pick (38th overall) by Jacksonville in the 2012 NFL draft.

CAREER HIGHLIGHTS:

- Played in 81 career games with 37 starts.
- 162 tackles (108 solo), 24 sacks, 13 passes defended, 7 forced fumbles and 3 fumble recoveries.
- Started 25 games for the Dolphins since signing with the team in 2016.

2017 (MIAMI):

- Started 14 games.
- Inactive for 2 games.
- 23 tackles (12 solo), 4.5 sacks and 1 pass defended.

VS. TENNESSEE (10/8):

- 2 solo tackles and 2 sacks.
- Sacked QB Matt Cassel for a loss of 5 yards in the 2nd quarter.
- Sacked Cassel again on the same drive on a 3rd-and-20, forcing a punt.
- It was the 4th multi-sack game of his career and his 2nd with Miami.

VS. TAMPA BAY (11/19):

- 1 assisted tackle and 1 pass defended.
- Forced QB Ryan Fitzpatrick to step up in the pocket where he was tackled by DE Cameron Wake for a third-down sack on Tampa Bay's goal line.
- Batted down a pass on a 2nd-and-8 in the 3rd quarter.

VS. DENVER (12/3):

- 1 solo tackle and 1 sack.
- Sacked QB Trevor Siemian for a loss of 6 yards on 3rd-and-11.

2016 (MIAMI):

- Played in all 16 games with 11 starts.
- 49 tackles (27 solo), 5.5 sacks, 1 pass defended and 2 forced fumbles.

AT SEATTLE (9/11):

- 4 assisted tackles.
- Made Dolphins debut.

VS. PITTSBURGH (10/16):

- 4 tackles (3 solo) and 1.5 sacks.

- Sacked QB Ben Roethlisberger for an 11-yard loss in the 1st quarter.

- Split a sack with DE Cameron Wake for a loss of 9 yards in the 1st quarter.

VS. ARIZONA (12/11):

- 6 tackles (3 solo), 1 sack, 1 pass defended and 1 forced fumble.

- Strip-sacked QB Carson Palmer for a 5-yard loss.

POSTSEASON:

AFC WILD CARD AT PITTSBURGH (1/8):

- 1 solo tackle.

2015 (JACKSONVILLE):

- Played in 13 games with 9 starts.
- Inactive for 3 games.
- 24 tackles (18 solo), 4 sacks, 4 passes defended, 2 forced fumbles and 1 fumble recovery.

VS. BUFFALO (10/25):

- 2 solo tackles, 1 sack and 1 forced fumble.

VS. INDIANAPOLIS (12/13):

- 4 solo tackles, 2 sacks, 1 pass defended, 1 forced fumble and 1 fumble recovery.

AT HOUSTON (1/3):

- 4 tackles (2 solo).

2014 (JACKSONVILLE):

- Played in 9 games.
- Inactive for 7 games.
- 18 tackles (12 solo), 3 sacks, 3 passes defended, 2 forced fumbles and 1 fumble recovery.

AT PHILADELPHIA (9/7):

- 3 solo tackles, 2 sacks and 2 forced fumbles.

VS. INDIANAPOLIS (9/21):

- 2 solo tackles and 1 sack.

VS. CLEVELAND (10/19):

- 4 tackles (2 solo) and 1 pass defended.

2013 (JACKSONVILLE):

- Played in all 16 games.
- 37 tackles (30 solo), 6 sacks and 3 passes defended.

AT ST. LOUIS (10/6):

- 3 solo tackles and 1 sack.

VS. BUFFALO (12/15):

- 5 tackles (4 solo) and 1 sack.

2012 (JACKSONVILLE):

- Played in 13 games with 3 starts.
- Inactive for 1 game.
- Placed on injured reserve on Dec. 18, missing the final 2 games.

- 11 tackles (9 solo), 1 sack, 1 pass defended, 1 forced fumble and 1 fumble recovery.

AT MINNESOTA (9/9): 1 solo tackle.

- Made NFL debut

VS. HOUSTON (9/16): 4 tackles (3 solo) and 1 pass defended.

- Made first NFL start.

AT GREEN BAY (10/28): 1 solo tackle, 1 sack, 1 forced fumble and 1 fumble recovery.

- Strip-sacked QB Aaron Rodgers in the 2nd quarter for the first sack of his career.
- The fumble was recovered by Branch himself and set up a Jaguars TD drive.

BEFORE THE NFL

COLLEGE (CLEMSON):

- 4-year letterman (2008-11) and 2-year starter.

CAREER: Played in 48 games with 27 starts; 197 tackles (142 solo), 17.5 sacks and 11 passes defended.

- Recorded at least 1 tackle in 41 straight games.

SENIOR (2011): Started all 14 games; 85 tackles (64 solo), 10.5 sacks, 1 forced fumble and 1 fumble recovery.

- 2nd-team All-American.
- 1st-team All-ACC.
- Finalist for the Ted Hendricks Award (nation's top defensive end).
- Team co-captain.

JUNIOR (2010): Started all 13 games; 55 tackles (36 solo), 5 sacks and 7 passes defended.

- His 7 passes defended led all ACC defensive ends.

SOPHOMORE (2009): Played all 14 games; 46 tackles (33 solo) and 2 sacks.

REDSHIRT FRESHMAN (2008): Played 7 games; 11 tackles (9 solo) and 2 special teams tackles.

- Redshirted in 2007.

HIGH SCHOOL (VARINA HS – RICHMOND, VA.)

- 2-year starter at linebacker and tight end.
- Also played basketball and earned all-district honors at power forward.

SENIOR (2006): 62 tackles, 3 sacks, 2 interceptions and 2 fumble recoveries.

- All-district team.
- 2nd-team all-region.

OFF THE FIELD

PERSONAL:

- Participated in the 2017 Miami Dolphins Business Combine.
- **MAJOR:** Sociology.

ANDRE BRANCH'S NFL REGULAR SEASON STATS

YEAR	TEAM	GP	GS	TACKLES					INTERCEPTIONS					FUMBLES	
				TOT	SOLO	ASST	SK	YDS	INT	YDS	LG	TD	PD	FF	FR
2012	JACKSONVILLE	13	3	11	9	2	1.0	7.0	0	0	0	0	1	1	1
2013	JACKSONVILLE	16	0	37	30	7	6.0	53.0	0	0	0	0	3	0	0
2014	JACKSONVILLE	9	0	18	12	6	3.0	26.0	0	0	0	0	3	2	1
2015	JACKSONVILLE	13	9	24	18	6	4.0	36.0	0	0	0	0	4	2	1
2016	MIAMI	16	11	49	27	22	5.5	34.5	0	0	0	0	1	2	0
2017	MIAMI	14	14	23	12	11	4.5	18.5	0	0	0	0	1	0	0
NFL TOTALS		81	37	162	108	54	24.0	175.0	0	0	0	0	13	7	3

ANDRE BRANCH'S NFL PLAYOFF STATS

YEAR	TEAM	GP	GS	TACKLES					INTERCEPTIONS					FUMBLES	
				TOT	SOLO	ASST	SK	YDS	INT	YDS	LG	TD	PD	FF	FR
2016	MIAMI	1	1	1	1	0	0.0	0.0	0	0	0	0	0	0	0
NFL TOTALS		1	1	1	1	0	0.0	0.0	0	0	0	0	0	0	0

ADDITIONAL STATS

Special Teams Tackles: 1 in 2012.

SINGLE-GAME CAREER HIGHS

Tackles:	6	vs. Arizona, 12/11/16
Sacks:	2	3 times, last: vs. Tennessee, 10/8/17
Passes Defended:	2	vs. Atlanta, 12/20/15
Forced Fumbles:	2	at Philadelphia, 9/7/14
Fumble Recoveries:	1	3 times, last: vs. Indianapolis, 12/13/15



JESSE DAVIS

GUARD/TACKLE // 6-6 // 325 // IDAHO '16
ACQUIRED: FA, '16
HOMETOWN: ASOTIN, WASH. // BORN: 9/15/91
NFL: SECOND SEASON // DOLPHINS: SECOND SEASON

NFL CAREER

TRANSACTIONS:

- Signed by Miami on Jan. 10, 2017.
- Signed to Miami's practice squad on Nov. 22, 2016.
- Released from the N.Y. Jets practice squad on Nov. 15, 2016.
- Signed to the N.Y. Jets practice squad on Nov. 1, 2016.
- Waived by the N.Y. Jets on Aug. 28, 2016.
- Signed by the N.Y. Jets on Jan. 11, 2016.
- Waived by Seattle on Aug. 31, 2015.
- Signed by Seattle as an undrafted college free agent on May 2, 2015.

CAREER HIGHLIGHTS:

- Played in 16 career games with 10 starts.
- Became 1 of 5 players in Dolphins history to start at 3 positions on the offensive line in a season (2017) and the only 1st-year player to do so.

2017 (MIAMI):

- Played in all 16 games with 10 starts.
- Started 6 games at right guard, 2 at left guard and 2 at right tackle.
- Became 1 of 5 players in Dolphins history to start at 3 positions on the offensive line in a season and the only 1st-year player to do so.

AT L.A. CHARGERS (9/17): Played 22 snaps at left guard.

- Made NFL debut.

AT BALTIMORE (10/26): Started at left guard.

- Made first NFL start.

VS. DENVER (12/3): Started at right guard.

- Blocked for RB Kenyan Drake, who rushed 23 times for 120 yards (5.2 avg.) and 1 TD.
- It was the 1st 100-yard rushing game of Drake's career.

2016 (MIAMI/N.Y. JETS):

- Spent the season on Miami and the N.Y. Jets practice squads.
- Went to training camp with the N.Y. Jets.

2015 (SEATTLE):

- Went to training camp with Seattle.

BEFORE THE NFL

COLLEGE (IDAHO):

- 4-year letterman (2011-14) and 3-year starter.

CAREER: Played in 39 games with 27 starts.

- Spent first two seasons playing defense and totaled 22 tackles (10 solo), 2 passes defended and 1 fumble recovery.
- Moved from defensive tackle to offensive tackle after his sophomore season (2012).

SENIOR (2014): Played in all 11 games with 9 starts at quick tackle.

JUNIOR (2013): Started 5 games at strong tackle.

- Moved from defensive tackle to offensive tackle during the spring.

SOPHOMORE (2012): Started all 12 games at defensive tackle; 13 tackles (7 solo), 1 pass defended and 1 fumble recovery.

- Led the team with 5 quarterback hurries.

REDSHIRT FRESHMAN (2011): Played in all 11 games with 1 start; 9 tackles (3 solo) and 1 pass defended.

- Redshirted in 2010.

HIGH SCHOOL (ASOTIN HS – ASOTIN, WASH.)

- Played tight end and defensive line.
- Also participated in basketball and baseball.

SENIOR (2009): 10 receptions for 169 yards (16.9 avg.) and 4 TDs; 35 tackles (14 solo), 2 sacks, 1 pass defended, 1 fumble recovery and 1 blocked punt.

- 1st-team all-state at tight end.
- 1st-team all-district at tight end.

JUNIOR (2008):

- 1st-team all-district.

OFF THE FIELD

COMMUNITY:

- Annually participates in the AARP Foundation Million Meal Pack to pack more than 1 million meals in a single day for older adults in the South Florida community.
- Participated in the 2018 Dolphins Cancer Challenge Golf Tournament.
- Fished in the 2017 Fins Weekend Fishing Tournament.

PERSONAL:

- **MAJOR:** General studies.

JESSE DAVIS' NFL REGULAR SEASON STATS

GAMES/STARTS: 2017: 16/10

NFL TOTALS: 16/10



92 JOHN DENNEY

LONG SNAPPER // 6-5 // 242 // BRIGHAM YOUNG '05
 ACQUIRED: FA, '05
 HOMETOWN: THORNTON, COLO. // BORN: 12/13/78
 NFL: 14TH SEASON // DOLPHINS: 14TH SEASON



NFL CAREER

TRANSACTIONS:

- Signed by Miami on Sept. 3, 2018.
- Released by Miami on Sept. 2, 2018.
- Signed by Miami as an undrafted college free agent on April 29, 2005.

CAREER HONORS:

- 2013 Nat Moore Community Service Award.
- 2012 Pro Bowl selection.
- 2010 Pro Bowl selection.

CAREER HIGHLIGHTS:

- Played in 208 career games.
- 45 special teams tackles (36 solo), 1 forced fumble and 3 fumble recoveries.
- Has not missed a game in his 13 NFL seasons.
- Is 1st in Dolphins history with 208 consecutive regular season games played:

MOST CONSECUTIVE GAMES PLAYED IN DOLPHINS HISTORY		
PLAYER	CONS. GP	STREAK
1. JOHN DENNEY	208*	1ST (2005)-PRESENT
2. Jason Taylor	130	15th (1999)-16th (2007)
3. Jim Langer	128	10th (1970)-9th (1979)
4. Garo Yepremian	127	2nd (1970)-16th (1978)
5. Bob Baumhower	125	1st (1977)-14th (1984)

* active streak

- His 208 consecutive games played is tied for the 3rd-longest active streak in the NFL:

MOST CONSECUTIVE GAMES PLAYED IN NFL HISTORY (ACTIVE STREAKS)			
PLAYER	TEAM(S)	POS	CONS. GP
1. Shane Lechler	Oak./Hou.	P	254
2. Jason Witten	Dallas	TE	235
3. JOHN DENNEY	MIAMI	LS	208
Donnie Jones	Mia./STL/Hou./Phi.	P	208

- His 208 games played are the 2nd-most in Dolphins history:

MOST GAMES PLAYED IN DOLPHINS HISTORY		
PLAYER	GP	YEARS
1. Dan Marino	242	1983-99
2. JOHN DENNEY	208*	2005-PRESENT
3. Jason Taylor	204	1997-2007, 2009, 2011
4. Bob Kuechenberg	196	1970-84
5. Nat Moore	183	1974-86

* active

- He is the 3rd-oldest Dolphins player to see action in a game. This list shows the ages of the most senior players in Dolphins history when they played their last game with the team:

OLDEST PLAYERS TO PLAY IN A GAME FOR THE DOLPHINS

PLAYER	YRS	DAYS
1. Earl Morrall	42	208
2. Steve DeBerg	39	334
3. JOHN DENNEY*	39	18
4. Keith Traylor	38	111
5. Dan Marino	38	109

* active

2017 (MIAMI):

- Played in all 16 games.
- 2 special teams tackles (1 solo).
- Helped K Cody Parkey tie the team record for best field goal percentage in a single season (91.3 pct.).

VS. OAKLAND (11/5):

- Played but did not record any stats.
- Became the 20th active NFL player and the 313th player in NFL history to play in 200 career games.
- Served as a game captain.

2016 (MIAMI):

- Played in all 16 games.
- 1 special teams tackle.

POSTSEASON:

AFC WILD CARD AT PITTSBURGH (1/8):

- Played but did not record any stats.

2015 (MIAMI):

- Played in all 16 games.
- 4 special teams tackles (3 solo).

2014 (MIAMI):

- Played in all 16 games.
- 2 special teams tackles and 1 fumble recovery.

AT DENVER (11/23):

- 1 fumble recovery.

2013 (MIAMI):

- Played in all 16 games.
- 4 special teams tackles (3 solo) and 1 fumble recovery.
- Helped P Brandon Field set a single-season team record with a 42.4 net punting average.

VS. ATLANTA (9/22):

- 1 fumble recovery.

HONORS:

- Nat Moore Community Service Award winner.

2012 (MIAMI):

- Played in all 16 games.
- 2 special teams tackles and 1 forced fumble.
- Helped P Brandon Field set the single-season team record with a 50.2 gross punting average.

VS. ST. LOUIS (10/14): 1 forced fumble.

PRO BOWL:

- Earned the 2nd Pro Bowl bid of his career as a coach's selection.
- Became the 1st Dolphins player to twice be selected to a Pro Bowl as a "need" player and also the first non-punting or kicking Dolphins special teams player to be twice named to an AFC Pro Bowl squad in team history.

2011 (MIAMI):

- Played in all 16 games.
- 4 solo special teams tackles.

2010 (MIAMI):

- Played in all 16 games.
- 4 solo special teams tackles.

PRO BOWL:

- Earned his 1st Pro Bowl bid as a coach's selection.
- Became the 2nd Dolphins "need" player selected to a Pro Bowl team in franchise history, along with linebacker Zach Thomas in 2000.
- Became only the 2nd non-punting or kicking Dolphins special teams player named to an AFC Pro Bowl squad in Dolphins history, joining special teamer Larry Izzo, a 2000 selection.

2009 (MIAMI):

- Played in all 16 games.
- 7 special teams tackles (6 solo)

2008 (MIAMI):

- Played in all 16 games.
- 4 special teams tackles (3 solo)

POSTSEASON:

AFC WILD CARD VS. BALTIMORE (1/4): 1 solo special teams tackle.

2007 (MIAMI):

- Played in all 16 games.
- 3 solo special teams tackles.
- Helped K Jay Feely tie the team record for best field goal percentage in a single season (91.3 pct.).

2006 (MIAMI):

- Played in all 16 games.
- 5 special teams tackles (4 solo) and 1 fumble recovery.

VS. N.Y. JETS (12/25): 1 fumble recovery.

2005 (MIAMI):

- Played in all 16 games.
- 4 special teams tackles (2 solo).
- Only undrafted rookie to spend all 16 games on the team's 53-man roster that season.

BEFORE THE NFL

COLLEGE (BRIGHAM YOUNG):

- 3-year starter (2002-04) at defensive end.

CAREER: Played in 32 games with 29 starts; 93 tackles (44 solo), 9 sacks, 3 passes defended and 2 forced fumbles.

- Also handled long-snapping duties.

SENIOR (2004): Started 10 games; 27 tackles (13 solo), 4 sacks, 1 pass defended and 1 forced fumble.

- Selected for the Hula Bowl.

JUNIOR (2003): Started all 12 games; 41 tackles (23 solo), 4 sacks, 2 passes defended and 1 forced fumble.

REDSHIRT SOPHOMORE (2002): Played in 10 games with 7 starts; 25 tackles (8 solo) and 1 sack.

- Redshirted in 2001 after transferring to BYU.

TRUE FRESHMAN: (2000 AT RICKS JUNIOR COLLEGE): 51 tackles (21 solo) and 5 sacks.

- All-Region 18 honors.
- Helped team win the Real Dairy Bowl.

HIGH SCHOOL (HORIZON HS – THORNTON, COLO.)

- 3-year letterwinner.

SENIOR (1996):

- Special Teams Player of the Year.
- 1st-team all-conference.
- 2nd-team all-state.

OFF THE FIELD

COMMUNITY:

- 2013 Nat Moore Community Service Award winner.
- Participated in numerous hurricane relief efforts and hospital visits.
- Regularly helps out with the Dolphins Cancer Challenge (DCC) and Fins Weekend golf and fishing tournaments.
- Participated in several Dolphins community events such as backpack hand outs, serving food to the homeless, working with local schools and donating money for holiday gifts for needy families.

PERSONAL:

- Served a 2-year Spanish-speaking church mission in Morristown, N.J.
- Has played the violin since age 5 and still plays on occasion.
- Enjoys golfing in his spare time.
- Graduated with his MBA from the University of Miami in 2016.
- Participated in the 2017 Miami Dolphins Business Combine.
- Brother, Ryan Denney, was a defensive end for Buffalo (2002-09) and Houston (2010) after the Bills selected him in the 2nd round of the 2002 NFL draft.
- Married to Christy with three sons, Austin, Brock and Wes, and two daughters, Gracie and Bailey.
- **MAJOR:** Business management.

JOHN DENNEY'S NFL REGULAR SEASON STATS

GAMES/STARTS: 2005: 16/0, 2006: 16/0, 2007: 16/0, 2008: 16/0, 2009: 16/0, 2010: 16/0, 2011: 16/0, 2012: 16/0, 2013: 16/0, 2014: 16/0, 2015: 16/0, 2016: 16/0, 2017: 16/0 **NFL TOTALS: 208/0**

JOHN DENNEY'S NFL PLAYOFF STATS

GAMES/STARTS: 2008: 1/0, 2016: 1/0

PLAYOFF TOTALS: 2/0

ADDITIONAL STATS

Special Teams Tackles: 4 in 2005, 5 in 2006, 3 in 2007, 4 in 2008, 7 in 2009, 4 in 2010, 4 in 2011, 2 in 2012, 3 in 2013, 2 in 2014, 4 in 2015, 1 in 2016 and 2 in 2017 for total of 45 (P-1).

Special Teams Forced Fumbles: 1 in 2012.

Special Teams Fumble Recoveries: 1 in 2006, 1 in 2013, 1 in 2014 for total of 3.

SINGLE-GAME CAREER HIGHS

Special Teams Tackles: 3 at Philadelphia, 11/15/15

Forced Fumbles: 1 vs. St. Louis, 10/14/12

Fumble Recoveries: 1 3 times, last: at Denver, 11/23/14



85 A.J. DERBY

TIGHT END // 6-5 // 240 // ARKANSAS '15
 ACQUIRED: WAL., '17 (DEN.)
 HOMETOWN: IOWA CITY, IOWA // BORN: 9/20/91
 NFL: FOURTH SEASON // DOLPHINS: SECOND SEASON

NFL CAREER

TRANSACTIONS:

- Awarded off waivers to Miami on Nov. 29, 2017.
- Waived by Denver on Nov. 28, 2017.
- Waived/injured by Denver on Nov. 18, 2017.
- Traded from New England to Denver on Oct. 25, 2016.
- 6th-round pick (202nd overall) by New England in the 2015 NFL draft.

CAREER HIGHLIGHTS:

- Played in 21 career games with 4 starts.
- 37 receptions for 404 yards (10.9 avg.) and 2 TDs.

2017 (MIAMI/DENVER):

- Played in 2 games with Miami.
- Dressed but did not play 1 game with Miami.
- Inactive for 1 game with Miami.
- 2 receptions for 20 yards (10.0 avg.) with Miami.
- Awarded off waivers to Miami on Nov. 29.
- Waived/injured by Denver on Nov. 18.
- Played 9 games with 1 start with Denver.
- 19 receptions for 224 yards (11.8 avg.) and 2 TDs with Denver.

VS. OAKLAND (10/1): 4 receptions for 75 yards (18.8 avg.) and 1 TD.

- Caught a 22-yard TD from QB Trevor Siemian in the first quarter, the first TD of his career.

AT KANSAS CITY (10/30): 2 receptions for 21 yards (10.5 avg.) and 1 TD.

- Hauled in an 11-yard TD pass from QB Trevor Siemian in the 4th quarter.

AT KANSAS CITY (12/24): 1 reception for 11 yards.

- Made his Dolphins debut.

2016 (DENVER/NEW ENGLAND):

- Played in 6 games with 3 starts with Denver.
- Inactive for 3 games with Denver.
- 16 receptions for 160 yards (10.0 avg.) with Denver.
- Traded to Denver on Oct. 25.
- Played in 4 games with New England.
- Inactive for 3 games with New England.
- 1 special teams tackle.

AT ARIZONA (9/11): Played but did not record any stats.

- Made his NFL debut.

AT OAKLAND (11/6): Started but did not record any stats.

- Made his first NFL start.

AT TENNESSEE (12/11): 5 receptions for 57 yards (11.4 avg.).

2015 (NEW ENGLAND):

- Missed the entire season due to injury.
- Placed on injured reserve on Aug. 5.

BEFORE THE NFL

COLLEGE (ARKANSAS):

- 2-year letterman (2013-14) and 1-year starter.
- Transferred from Coffeyville (Kan.) Community College following his sophomore season (2012).
- Transferred from Iowa following his redshirt freshman season (2011).

CAREER (AT ARKANSAS): Played in 18 games with 8 starts; 22 receptions for 303 yards (13.8 avg.) and 3 TDs; 19-of-36 passing (52.8 pct.) for 178 yards and 1 TD.

- Moved from quarterback to tight end after his junior season (2013).

SENIOR (2014 AT ARKANSAS): Played in 11 games with 7 starts; 22 receptions for 303 yards (13.8 avg.) and 3 TDs.

- Moved from quarterback to tight end during the spring.

JUNIOR (2013 AT ARKANSAS): Played in 7 games with 1 start at quarterback; 19-of-36 passing (52.8 pct.) for 178 yards and 1 TD.

SOPHOMORE (2012 AT COFFEYVILLE CC): Played 10 games at quarterback; 149-of-321 passing (46.4 pct.) for 1,936 yards and 22 TDs.

REDSHIRT FRESHMAN: (2011 AT IOWA): Played 9 games at quarterback; 3-of-6 passing (50.0 pct.) for 30 yards.

- Redshirted in 2010.

HIGH SCHOOL (IOWA CITY HS – IOWA CITY, IOWA)

- Also played basketball and baseball.
- Won state title in basketball as a sophomore in 2008.

SENIOR (2009): 98-of-187 passing (52.4 pct.) for 1,820 yards and 23 TDs; 142 carries for 752 yards (5.3 avg.).

- 1st-team all-state at quarterback.
- Won state championship.

JUNIOR (2008): 77-of-136 passing (56.6 pct.) for 1,197 yards and 11 TDs; 168 carries for 1,064 yards (6.3 avg.) and 13 TDs.

- 1st-team all-state at quarterback.

OFF THE FIELD

PERSONAL:

- Father, John Derby, played linebacker for Detroit in 1992.
- Uncle, Glenn Derby, was an 8th-round pick (218th overall) by New Orleans in the 1988 NFL draft and played 7 games as an offensive lineman from 1989-90.
- **MAJOR:** Economics.

A.J. DERBY'S NFL REGULAR SEASON STATS

YEAR	TEAM	GP	GS	RECEIVING					RUSHING					
				REC	YDS	AVG	LG	TD	ATT	YDS	AVG	LG	TD	
2015	NEW ENGLAND													
	NEW ENGLAND	4	0	0	0	0	-	0	0	0	0	-	0	0
	DENVER	6	3	16	160	10.0	17	0	0	0	0.0	-	0	0
2017	DENVER	9	1	19	224	11.8	29	2	0	0	0.0	-	0	0
	MIAMI	2	0	2	20	10.0	11	0	0	0	0.0	-	0	0
	NFL TOTALS	21	4	37	404	10.9	29	2	0	0	0.0	-	0	0

ADDITIONAL STATS

Special Teams Tackles: (Denver) 2 in 2017.

Miscellaneous Tackles: (Miami) 1 in 2017.

Kickoff Returns: (Miami) 1 for 11 yards in 2017.

SINGLE-GAME CAREER HIGHS

Receptions: 6 at L.A. Chargers, 10/22/17

Receiving Yards: 75 vs. Oakland, 10/1/17

Longest Rec.: 29 vs. Oakland, 10/1/17

TD Receptions: 1 twice, last: at Kansas City, 10/30/17

2016 GAME-BY-GAME STATS (DENVER/NEW ENGLAND)

DATE	OPPONENT	P/S	REC	YDS	AVG	LG	TD
09/11	at Arizona	1/0	0	0	0.0	-	0
09/18	MIAMI						
09/22	HOUSTON						
10/02	BUFFALO	1/0	0	0	0.0	-	0
10/09	at Cleveland	1/0	0	0	0.0	-	0
10/16	CINCINNATI	1/0	0	0	0.0	-	0
10/23	at Pittsburgh						
	N.E. TOTALS	4/0	0	0	0.0	-	0
10/30	SAN DIEGO						
11/06	at Oakland	1/1	0	0	0.0	-	0
11/13	at New Orleans	1/0	2	22	11.0	12	0
11/27	KANSAS CITY	1/0	4	43	10.8	13	0
12/04	at Jacksonville	1/1	1	3	3.0	3	0
12/11	at Tennessee	1/1	5	57	11.4	17	0
12/18	NEW ENGLAND	1/0	4	35	8.8	16	0
	DENVER TOTALS	6/3	16	160	10.0	17	0
	2016 TOTALS	10/3	16	160	10.0	17	0

2017 GAME-BY-GAME STATS (MIAMI/DENVER)

DATE	OPPONENT	P/S	REC	YDS	AVG	LG	TD
09/11	L.A. CHARGERS	1/0	3	34	11.3	13	0
09/17	DALLAS	1/0	0	0	0.0	-	0
09/24	at Buffalo	1/1	1	5	5.0	5	0
10/01	OAKLAND	1/0	4	75	18.8	29	1
10/15	N.Y. GIANTS	1/0	1	10	10.0	10	0
10/22	at L.A. Chargers	1/0	6	66	11.0	23	0
10/30	at Kansas City	1/0	2	21	10.5	11	1
11/05	at Philadelphia	1/0	1	11	11.0	11	0
11/12	NEW ENGLAND	1/0	1	2	2.0	2	0
	DENVER TOTALS	9/1	19	224	11.8	29	2
12/03	DENVER						
12/11	NEW ENGLAND						
12/17	at Buffalo						
12/24	at Kansas City	1/0	1	11	11.0	11	0
12/31	BUFFALO	1/0	1	9	9.0	9	0
	MIAMI TOTALS	2/0	2	20	10.0	11	2
	2017 TOTALS	11/1	21	244	11.6	29	2



NFL CAREER

TRANSACTIONS:

- 3rd-round pick (73rd overall) by Miami in the 2016 NFL draft.

CAREER HONORS:

- 2017 Week 16 NFLPA Community MVP.

CAREER HIGHLIGHTS:

- Played in 32 career games with 7 starts.
- 166 carries for 823 yards (5.0 avg.) and 5 TDs.
- 41 receptions for 285 yards (7.0 avg.) and 1 TD.
- 20 kickoff returns for 544 yards (27.2 avg.) and 1 TD.
- 9 special teams tackles (6 solo).
- Led the NFL with 444 rushing yards in the final 5 weeks of the 2017 season:

NFL RUSHING LEADERS (FINAL 5 WEEKS – 2017)

PLAYER	TEAM	ATT	YDS	TD
1. KENYAN DRAKE	MIAMI	91	444	2
2. Todd Gurley	L.A. Rams	75	440	5
3. Kareem Hunt	Kansas City	88	437	4
4. Marshawn Lynch	Oakland	84	434	2
5. C.J. Anderson	Denver	101	422	1

- Tied the team record with 3 kickoff returns of at least 50 yards in a single season in 2016 after he posted kickoff returns of 96, 78 and 58 yards.
- Joined WR Jakeem Grant in 2016 as the 2nd pair of Dolphins rookies to have a kickoff and punt returned for a TD in the same season. It was just the 4th time in NFL history two different rookies on the same team combined for a kickoff and punt return for TD in the same season.

2017 (MIAMI):

- Played in all 16 games with 6 starts.
- 133 carries for 644 yards (4.8 avg.) and 3 TDs; 32 receptions for 239 yards (7.5 avg.) and 1 TD; 7 kickoff returns for 147 yards (21.0 avg.).
- Led the NFL with 444 rushing yards in the final 5 weeks of the 2017 season.
- His 644 yards led the team in rushing despite starting just 6 games.

AT CAROLINA (11/13): 7 carries for 82 yards (11.7 avg.) and 1 TD.

- Scored on a 66-yard TD run.
- The Panthers hadn't allowed a run for longer than

25 yards on the season until that one.

VS. DENVER (12/3): 23 carries for 120 yards (5.2 avg.) and 1 TD.

- Scored on a 42-yard carry in the 3rd quarter to extend Miami's lead.
- It was the 1st 100-yard game of his career.
- His 120 rushing yards were the most he had in a game since high school.

VS. NEW ENGLAND (12/11): 25 carries for 114 yards (4.6 avg.); 5 receptions for 79 yards (15.8 avg.).

- 2nd straight game with 100 yards.
- Led the team in both rushing and receiving yards.
- Became just the 3rd Dolphins player to record 100-plus rushing yards and 75-plus receiving yards in a game, joining Troy Stradford (169 rushing, 83 receiving) at Dallas on Nov. 27, 1987 and Ronnie Brown (112 rushing, 99 receiving) vs. the N.Y. Jets on Sept. 23, 2007.

2016 (MIAMI):

- Played in all 16 games with 1 start.
- 33 carries for 179 yards (5.4 avg.) and 2 TDs; 9 receptions for 46 yards (5.1 avg.); 13 kickoff returns for 397 yards (30.5 avg.) and 1 TD.
- Tied the team record with 3 kickoff returns of at least 50 yards in a single season in 2016 after he posted kickoff returns of 96, 78 and 58 yards.
- Joined WR Jakeem Grant as the 2nd pair of Dolphins rookies to have a kickoff and punt returned for a TD in the same season. It was just the 4th time in NFL history two different rookies on the same team combined for a kickoff and punt return for TD in the same season.

VS. CLEVELAND (9/25): 9 carries for 37 yards (4.1 avg.).

- Made first NFL start.

VS. N.Y. JETS (11/6): 2 kickoff returns for 123 yards (61.5 avg.) and 1 TD.

- Returned a kickoff 96 yards for a TD with 5:15 remaining in the 4th quarter, sealing Miami's 27-23 victory.
- Became the 6th-longest kickoff return and 2nd-longest by a rookie in Dolphins history.
- It was Miami's 1st kickoff return for a TD since Nov. 15, 2012 (Marcus Thigpen).
- Marked the latest game-winning kickoff return for a TD in an NFL game since 2003 (Kansas City's Dante Hall).

AT BUFFALO (12/24): 4 carries for 56 yards (14.0 avg.) and 1 TD.

- Rushed for a 45-yard TD in the 2nd quarter.

POSTSEASON:

AFC WILD CARD AT PITTSBURGH (1/8): 3 kickoff returns for 101 yards (33.7 avg.).

- Returned a kickoff 58 yards in the 3rd quarter.

BEFORE THE NFL

COLLEGE (ALABAMA):

- 4-year letterman (2012-15)

CAREER: Played in 42 games with 6 starts; 233 carries for 1,495 yards (6.4 avg.) and 18 TDs; 46 receptions for 570 yards (12.4 avg.) and 4 TDs; 16 kickoff returns for 505 yards (26.6 avg.) and 1 TD.

SENIOR (2015): Played in 13 games with 4 starts; 77 carries for 408 yards (5.3 avg.) and 1 TD; 29 receptions for 276 yards (9.5 avg.) and 1 TD; 19 kickoff returns for 505 yards (26.6 avg.) and 1 TD.

- Totaled 19 first downs rushing and 9 first downs receiving.
- Returned a kickoff 95 yards for a TD with less than 8 minutes remaining to help win the national championship over Clemson (1/11/16).

JUNIOR (2014): Played in 5 games with 1 start; 22 carries for 112 yards (5.1 avg.) and 4 TDs; 5 receptions for 159 yards (31.8 avg.) and 2 TDs.

SOPHOMORE (2013): Played in 12 games with 1 start; 92 carries for 694 yards (7.5 avg.) and 8 TDs; 12 receptions for 135 yards (11.3 avg.) and 1 TD; 1 blocked punt and 4 special teams tackles.

- Totaled 37 first downs rushing and 7 receiving.

- Averaged 71.8 rushing yards per game in conference play.

TRUE FRESHMAN (2012): Played in 12 games; 42 carries for 281 yards (6.7 avg.) and 5 TDs.

- Won the national championship.

HIGH SCHOOL (HILLGROVE HS – POWDER SPRINGS, GA.)

- Also ran track and won a state title in the 100-meter dash.

SENIOR (2011): 175 carries for 1,610 yards (9.2 avg.) and 18 TDs; 315 receiving yards and 5 receiving TDs; 2 kickoff return TDs.

- Georgia's Gatorade High School Player of the Year.
- All-American.
- All-state.

OFF THE FIELD

COMMUNITY:

- Cheered on participants in the 7th annual Dolphins Cancer Challenge in February 2017.
- Named Week 16 NFLPA Community MVP for providing a night of holiday food and fun for 125 kids at a local Boys & Girls Club in 2017.
- Regularly visits local Boys & Girls Clubs.

PERSONAL:

- **MAJOR:** Communications.

KENYAN DRAKE'S NFL REGULAR SEASON STATS

YEAR	TEAM	GP	GS	RUSHING					RECEIVING				
				ATT	YDS	AVG	LG	TD	REC	YDS	AVG	LG	TD
2016	MIAMI	16	1	33	179	5.4	45t	2	9	46	5.1	9	0
2017	MIAMI	16	6	133	644	4.8	66t	3	32	239	7.5	47	1
NFL TOTALS		32	7	166	823	5.0	66t	5	41	285	7.0	47	1

KENYAN DRAKE'S NFL REGULAR SEASON RETURNING STATS

YEAR	TEAM	KICKOFF RETURN					PUNT RETURN					
		KR	YDS	AVG	LG	TD	PR	FC	YDS	AVG	LG	TD
2016	MIAMI	13	397	30.5	96t	1	0	0	0	0.0	-	0
2017	MIAMI	7	147	21.0	34	0	0	0	0	0.0	-	0
NFL TOTALS		20	544	27.2	96t	1	0	0	0	0.0	-	0

KENYAN DRAKE'S NFL PLAYOFF STATS

YEAR	TEAM	GP	GS	RUSHING					RECEIVING				
				ATT	YDS	AVG	LG	TD	REC	YDS	AVG	LG	TD
2016	MIAMI	1	0	0	0	0.0	0	0	0	0	0.0	0	0
PLAYOFF TOTALS		1	0	0	0	0.0	0	0	0	0	0.0	0	0

KENYAN DRAKE'S NFL PLAYOFF RETURNING STATS

YEAR	TEAM	KICKOFF RETURN					PUNT RETURN					
		KR	YDS	AVG	LG	TD	PR	FC	YDS	AVG	LG	TD
2016	MIAMI	3	101	33.7	58	0	0	0	0	0.0	-	0
NFL TOTALS		3	101	33.7	58	0	0	0	0	0.0	-	0

ADDITIONAL STATS

Special Teams Tackles: 4 in 2016 and 5 in 2017 for total of 9.

Miscellaneous Tackles: 1 in 2016 and 1 in 2017 for total of 2.

SINGLE-GAME CAREER HIGHS

- Rushes:** 25 vs. New England, 12/11/17
- Rushing Yards:** 120 vs. Denver, 12/3/17
- Longest Rush:** 66t at Carolina, 11/13/17
- Rushing TDs:** 1 5 times, last: at Buffalo, 12/17/17
- Receptions:** 6 Twice, last: at Buffalo, 12/17/17
- Receiving Yards:** 79 vs. New England, 12/11/17
- Longest Reception:** 47 vs. New England, 12/11/17
- Receiving TDs:** 1 at New England, 11/26/17

100-YARD RUSHING GAMES (2)

DATE	OPPONENT	ATT	YDS	AVG	LG	TD
12/3/17	DENVER	23	120	5.2	42t	1
12/11/17	NEW ENGLAND	25	114	4.6	31	0

2016 GAME-BY-GAME STATS (MIAMI)

DATE	OPPONENT	P/S	ATT	YDS	AVG	LG	TD
09/11	at Seattle	1/0	0	0	0.0	-	0
09/18	at New England	1/0	2	12	6.0	7t	1
09/25	CLEVELAND	1/1	9	37	4.1	11	0
09/29	at Cincinnati	1/0	2	15	7.5	12	0
10/09	TENNESSEE	1/0	2	4	2.0	6	0
10/16	PITTSBURGH	1/0	0	0	0.0	-	0
10/23	BUFFALO	1/0	0	0	0.0	-	0
11/06	N.Y. JETS	1/0	0	0	0.0	-	0
11/13	at San Diego	1/0	1	9	9.0	9	0
11/20	at L.A. Rams	1/0	1	2	2.0	2	0
11/27	SAN FRANCISCO	1/0	1	9	9.0	9	0
12/04	at Baltimore	1/0	1	1	1.0	1	0
12/11	ARIZONA	1/0	1	8	8.0	8	0
12/17	at N.Y. Jets	1/0	5	16	3.2	16	0
12/24	at Buffalo	1/0	4	56	14.0	45t	1
01/01	NEW ENGLAND	1/0	4	10	2.5	4	0
2016 TOTALS		16/1	33	179	5.4	45t	2

DATE	OPPONENT	P/S	ATT	YDS	AVG	LG	TD
01/08	at Pittsburgh*	1/0	0	0	0.0	-	0

* AFC Wild Card game

2017 GAME-BY-GAME STATS (MIAMI)

DATE	OPPONENT	P/S	ATT	YDS	AVG	LG	TD
09/17	at L.A. Chargers	1/0	1	-3	-3.0	-3	0
09/24	at N.Y. Jets	1/0	1	0	0.0	0	0
10/01	NEW ORLEANS	1/0	1	6	6.0	6	0
10/08	TENNESSEE	1/0	1	0	0.0	0	0
10/15	at Atlanta	1/0	0	0	0.0	-	0
10/22	N.Y. JETS	1/0	0	0	0.0	-	0
10/26	at Baltimore	1/0	6	22	3.7	12	0
11/05	OAKLAND	1/0	9	69	7.7	42	0
11/13	at Carolina	1/0	7	82	11.7	66t	1
11/19	TAMPA BAY	1/0	7	4	0.6	6	0
11/26	at New England	1/1	9	20	2.2	13	0
12/03	DENVER	1/1	23	120	5.2	42t	1
12/11	NEW ENGLAND	1/1	25	114	4.6	31	0
12/17	at Buffalo	1/1	16	78	4.9	31	1
12/24	at Kansas City	1/1	13	57	4.4	18	0
12/31	BUFFALO	1/1	14	75	5.4	32	0
2017 TOTALS		16/6	133	644	4.8	66t	3



9

DAVID FALES

QUARTERBACK // 6-2 // 213 // SAN JOSE STATE '14

ACQUIRED: FA, '17

HOMETOWN: SALINAS, CALIF. // BORN: 10/4/90

NFL: FOURTH SEASON // DOLPHINS: SECOND SEASON

NFL CAREER

TRANSACTIONS:

- Signed by Miami on Oct. 24, 2017.
- Waived by Miami on Sept. 2, 2017.
- Signed by Miami on April 5, 2017.
- Signed by Chicago off Baltimore's practice squad on Nov. 23, 2016.
- Signed to Baltimore's practice squad on Nov. 19, 2016.
- Released from Baltimore's practice squad on Nov. 16, 2016.
- Signed to Baltimore's practice squad on Nov. 10, 2016.
- Released from Baltimore's practice squad on Nov. 8, 2016.
- Signed to Baltimore's practice squad on Sept. 6, 2016.
- Waived by Chicago on Sept. 3, 2016.
- Promoted from Chicago's practice squad on Sept. 22, 2015.
- Signed to Chicago's practice squad on Sept. 17, 2015.
- Waived by Chicago on Sept. 15, 2015.
- Promoted from Chicago's practice squad on Dec. 13, 2014.
- Signed to Chicago's practice squad on Sept. 15, 2014.
- Waived by Chicago on Sept. 13, 2014.
- 6th-round pick (183rd overall) by Chicago in the 2014 NFL draft.

CAREER HIGHLIGHTS:

- Played in 3 career games.
- Completed 31-of-48 passes (64.6 pct.) for 287 yards and 1 TD for a QB rating of 79.1.
- 5 carries for 8 yards (1.6 avg.) and 1 TD.

2017 (MIAMI):

- Played in 2 games.
- Dressed but did not play in 5 games.
- Inactive for 3 games.
- Signed by Miami on Oct. 24.
- Spent the offseason and training camp with the Dolphins before being waived on Sept. 2, 2017.
- Completed 29-of-43 passes (67.4 pct.) for 265 yards and 1 TD for a QB rating of 82.0.
- 4 carries for 8 yards (2.0 avg.) and 1 TD.

VS. DENVER (12/3):

- 0-for-1 passing.
- Made his Dolphins debut, relieving QB Jay Cutler on the team's final possession.

VS. BUFFALO (12/31):

- 29-of-42 passing (69.0 pct.) for 265 yards and 1 TD; 4 carries for 8 yards (2.0 avg.) and 1 TD.
- Entered the game on Miami's second possession and played the rest of the contest.
- Connected with WR Jarvis Landry for a 1-yard TD pass for the 1st TD pass of his career.
- Rushed for a 1-yard TD with 1:56 left in the game, the 1st rushing TD of his career.

2016 (CHICAGO/BALTIMORE):

- Played in 1 game for Chicago.
- Dressed but did not play in 5 games for Chicago.
- Completed 2-of-5 passes (40.0 pct.) for 22 yards.
- 1 rush for 0 yards.
- Signed by Chicago on Nov. 23.
- Spent the majority of the season on Baltimore's practice squad.
- Spent the offseason and training camp with Chicago before he was waived on Sept. 3.

AT MINNESOTA (1/1):

- 2-of-5 passing (40.0 pct.) for 22 yards; 1 rush for 0 yards.

- Made his NFL debut.

2015 (CHICAGO):

- Dressed but did not play in 7 games.
- Inactive for 3 games.
- Spent the rest of the season on Chicago's practice squad.
- Spent training camp and the offseason with Chicago.

2014 (CHICAGO):

- Dressed but did not play in 1 game.
- Inactive for 3 games.
- Spent the rest of the season on Chicago's practice squad.
- Spent training camp and the offseason with Chicago.

BEFORE THE NFL

COLLEGE (SAN JOSE STATE):

- 2-year starter (2012-13).
- Transferred from Monterey Peninsula College following his redshirt sophomore season (2011).

- Transferred from Nevada following his true freshman season (2009).

CAREER (AT SAN JOSE STATE): Started all 25 games; Completed 639-of-938 passes (68.1 pct.) for 8,382 yards, 66 TDs, 22 interceptions and a passer efficiency of 161.7; 90 carries for -132 yards (-1.5 avg.) and 2 TDs.

- Finished career holding 25 school records and sharing 3 others.
- Left school holding 2 Mountain West Conference records and sharing 1 other.
- Became 1st QB in school history to surpass 4,000 passing yards in consecutive seasons.

SENIOR (2013 AT SAN JOSE STATE): Started all 12 games; 312-of-487 passing (64.1 pct.) for 4,189 yards, 33 TDs and 13 interceptions for a passer efficiency of 153.4; 48 carries for 7 yards (0.2 avg.) and 2 TDs.

- Set 8 career, 6 season and 4 single-game school records during his senior season.
- Set a conference record for surpassing 300 passing yards in 5 straight games.
- 2nd-team All-MWC.

JUNIOR (2012 AT SAN JOSE STATE): Started all 13 games; 327-of-451 passing (72.5 pct.) for 4,193 yards, 33 TDs and 9 interceptions for a passer efficiency of 170.8; 42 carries for -139 yards (-3.3 avg.).

- Set 7 single-season school passing records.
- His 72.5 completion percentage led FBS.
- 2nd-team All-MWC.
- Honorable mention All-American.

CAREER (AT MONTEREY PENINSULA COLLEGE): Completed 61.8 pct. of his passes for 4,635 yards and 37 TDs.

SOPHOMORE (2011 AT MONTEREY PENINSULA COLLEGE):

- Led team to a 2011 Coast Conference co-championship and a berth in the Sierra Central Credit Union Bowl.
- Ranked among the state's top 10 in completions, completion percentage, passing yards, TD passes and passing efficiency.
- 1st-team All-Coast Conference.

REDSHIRT FRESHMAN (2010 AT MONTEREY PENINSULA COLLEGE):

- 1st-team All-Coast Conference.
- TRUE FRESHMAN (2009 AT NEVADA):**
- Redshirted.

HIGH SCHOOL (PALMA HS – SALINAS, CALIF.)

- Completed 220-of-319 passes (69.0 pct.) for 3,267 yards, 31 TDs and 6 interceptions during his final 2 seasons.

SENIOR (2008): 94 tackles and 8 interceptions; 34 receptions for 656 yards (19.3 avg.) and 8 TDs.

- Tri-County League Most Valuable Offensive Player.
- All-league honors.

JUNIOR (2007):

- All-league honors.

OFF THE FIELD

PERSONAL:

- **PRONUNCIATION:** Last name rhymes with NAILS.
- **MAJOR:** Psychology.

DAVID FALES' NFL REGULAR SEASON STATS

YEAR	TEAM	GP	GS	ATT	CMP	PCT	YDS	Y/A	TD	INT	LG	SK/YDS	RATE
2016	CHICAGO	1	0	5	2	40.0	22	4.4	0	0	12	1/5	53.8
2017	MIAMI	2	0	43	29	67.4	265	6.2	1	1	26	1/8	82.0
NFL TOTALS		3	0	48	31	64.6	287	6.0	1	1	26	2/13	79.1

ADDITIONAL STATS

Rushing: (Chicago) 1 for 0 yards in 2016, (Miami) 4 for 8 yards and 1 TD in 2017 for total of 5 for 8 yards and 1 TD.

SINGLE-GAME CAREER HIGHS

Pass Attempts:	42	vs. Buffalo, 12/31/17
Completions:	29	vs. Buffalo, 12/31/17
Completion Pct.:	69.0	vs. Buffalo, 12/31/17
Passing Yards:	265	vs. Buffalo, 12/31/17
Passing TDs:	1	vs. Buffalo, 12/31/17
Rushes:	4	vs. Buffalo, 12/31/17
Rushing Yards:	8	vs. Buffalo, 12/31/17
Rushing TDs:	1	vs. Buffalo, 12/31/17



4

LUKE FALK

QUARTERBACK // 6-4 // 215 // WASHINGTON STATE '18
ACQUIRED: WAI., '18 (TEN)
HOMETOWN: LOGAN, UTAH // BORN: 12/28/94
NFL: ROOKIE SEASON // DOLPHINS: ROOKIE SEASON

NFL CAREER

TRANSACTIONS:

- Awarded off waivers to Miami on Sept. 2, 2018.
- Waived by Tennessee on Sept. 1, 2018.
- 6th-round pick (199th overall) by Tennessee in the 2018 NFL draft.

2018 (TENNESSEE/MIAMI):

- Awarded off waivers to Miami on Sept. 2.
- Waived by Tennessee on Sept. 1.
- Spent the offseason and training camp with Tennessee.

BEFORE THE NFL

COLLEGE (WASHINGTON STATE):

- 4-year letterman (2014-17) and 3-year starter.
- CAREER:** Played in 43 games with 40 starts; Completed 1,403-of-2,055 passes (68.3 pct.) for 14,481 yards and 119 TDs; 251 carries for -400 yards (-1.6 avg.) and 4 TDs.
- Set Pac-12 and Washington State career records for passing yards, total offense (14,086), passing TDs, pass completions, pass attempts and total plays (2,306).
- Holds program record for most career wins (27) and most 4th-quarter-comeback wins (7).
- Named Pac-12 Offensive Player of the Week on 6 occasions, a Washington State record.
- SENIOR (2017):** Started 12 games; 357-of-534 passing (66.9 pct.) for 3,593 yards and 30 TDs; 67 carries for -147 yards (-2.2 avg.).
- Won the Burlsworth Trophy (nation's top former walk-on).
- Semifinalist for the Davey O'Brien Award (nation's top quarterback).
- Led the Pac-12 in passing TDs (30), 2nd in passing yards per game (299.4) and 3rd in passing yards (3,593).
- All-Pac-12 honorable mention.
- JUNIOR (2016):** Started all 13 games; 443-of-633 passing (70.0 pct.) for 4,468 yards and 38 TDs; 66 carries for -68 yards (-1.0 avg.).
- Finalist for the Manning Award (nation's top quarterback), the Johnny Unitas Golden Arm Award (nation's top quarterback) and the Burlsworth Trophy (nation's top former walk-on).
- Semifinalist for the Maxwell Award (college

player of the year), the Davey O'Brien Award (nation's top quarterback) and the Walter Camp Football Foundation Player of the Year.

- His 70.0 completion percentage was 2nd in the nation and 2nd-highest in program history.
- His 4,468 passing yards were 3rd in the nation and 3rd most in program history.
- His 38 passing TDs tied his own single-season program record.
- 2nd-team All-Pac-12.

SOPHOMORE (2015): Started 12 games; 447-of-644 passing (69.4 pct.) for 4,561 yards and 38 TDs; 82 carries for -115 yards (-1.4 avg.) and 3 TDs.

- Finalist for the Burlsworth Trophy (nation's top former walk-on).
- His 380.5 passing yards per game led the nation.
- His 69.4 completion percentage was 2nd in the nation.
- His 38 passing TDs set a single-season program record and were 4th in the nation.
- 1st-team All-Pac-12.

REDSHIRT FRESHMAN (2014): Played in 6 games with 3 starts; 156-of-243 passing (64.2 pct.) for 1,859 yards and 13 TDs; 36 carries for -70 yards (-1.9 avg.) and 1 TD.

- Redshirted in 2013.

HIGH SCHOOL (LOGAN HS – LOGAN, UTAH.)

- 3-year letterman in basketball.
- SENIOR (2012):** 330-of-562 (58.7 pct.) passing for 3,618 yards and 36 TDs.
- Set Utah high school single-season records for pass attempts and completions.
- 1st-team all-state.
- 1st-team all-region.

OFF THE FIELD

PERSONAL:

- **MAJOR:** Social sciences.


LUKE FALK'S COLLEGE STATS

YEAR	TEAM	GP	GS	ATT	CMP	PCT	YDS	Y/A	TD	INT	LG	SK/YDS	RATE
2014	WASHINGTON ST.	6	3	243	156	64.2	1,859	7.7	13	7	84t	17/117	140.4
2015	WASHINGTON ST.	12	12	644	447	69.4	4,561	7.1	38	8	75	38/282	145.9
2016	WASHINGTON ST.	13	13	633	443	70.0	4,468	7.1	38	11	66	30/196	145.6
2017	WASHINGTON ST.	12	12	534	357	66.9	3,593	6.7	30	13	61	39/264	137.0
NCAA TOTALS		43	40	2,054	1,403	68.3	14,481	7.1	119	39	84t	124/859	142.8

ADDITIONAL STATS

Rushing: 36 for -70 and 1 TD in 2014, 82 for -115 and 4 TDs in 2015, 66 for -68 in 2016 and 67 for -147 in 2017 for a total of 251 for -400 and 4 TDs.

Tackles: 1 in 2014, 1 in 2015 and 1 in 2017 for a total of 3.



29

MINKAH FITZPATRICK

SAFETY // 6-1 // 202 // ALABAMA '18
ACQUIRED: D1, '18
HOMETOWN: OLD BRIDGE, N.J. // BORN: 11/17/96
NFL: ROOKIE SEASON // DOLPHINS: ROOKIE SEASON

NFL CAREER

TRANSACTIONS:

- 1st-round pick (11th overall) by Miami in the 2018 NFL draft.

BEFORE THE NFL

COLLEGE (ALABAMA):

- 3-year starter (2015-17).

CAREER: Played in 42 games with 38 starts; 171 tackles (109 solo), 4.5 sacks, 9 interceptions, 35 passes defended and 2 forced fumbles; 1 kickoff return for 39 yards; 1 blocked field goal and 1 blocked punt.

JUNIOR (2017): Started 13 games; 60 tackles (38 solo), 1.5 sacks, 1 interception, 9 passes defended and 1 forced fumble; 1 kickoff return for 39 yards; 1 blocked field goal.

- Won the Chuck Bednarik Award (nation's top defensive player) and became 1st draft pick in Dolphins history to win the award.
- Won the Jim Thorpe Award (nation's top defensive back) and became the second Dolphins draft pick to win the award, joining CB Jamar Fletcher in 2000.
- Became just the 3rd player in NCAA history to win both the Chuck Bednarik and the Jim Thorpe Award, joining CB Charles Woodson and CB Patrick Peterson.
- Unanimous 1st-team All-American.
- 1st-team All-SEC.
- Finalist for the Jason Witten Collegiate Man of the Year (player who demonstrates a record of leadership by exhibiting exceptional courage, integrity and sportsmanship on and off the field).
- Finalist for the Lombardi Award (based on performance, leadership, character and resiliency).
- Finalist for the Bronko Nagurski Trophy (best defensive player).

- Finalist for the Lott IMPACT Trophy (best defensive player in character and performance).
- Helped his team win the College Football Playoff National Championship.
- Voted a team captain.

SOPHOMORE (2016): Started all 15 games; 66 tackles (41 solo), 1 sack, 6 interceptions, 13 passes defended and 1 forced fumble.

- 1st-team All-American.
- 1st-team All-SEC.
- Semifinalist for the Jim Thorpe Award (nation's top defensive back).
- His 6 interceptions were 7th in FBS.

TRUE FRESHMAN (2015): Played in 14 games with 10 starts; 45 tackles (30 solo), 2 sacks, 2 interceptions and 13 passes defended; 1 blocked punt.

- Freshman All-American.
- SEC All-Freshman Team.
- Helped his team win the College Football Playoff National Championship.

HIGH SCHOOL (ST. PETER'S PREP – JERSEY CITY, N.J.)

SENIOR (2014): 60 tackles and 3 interceptions.

- All-American.

JUNIOR (2013): 62 tackles, 4 interceptions and 25 passes defended.

- 1st-team all-state.
- 1st-team all-county.

SOPHOMORE (2012): 2 interceptions and 14 passes defended.

OFF THE FIELD

PERSONAL:

- **MAJOR:** Human performance exercise science.

MINKAH FITZPATRICK'S COLLEGE STATS

YEAR	TEAM	GP	GS	TACKLES					INTERCEPTIONS					FUMBLES	
				TOT	SOLO	ASST	SK	YDS	INT	YDS	LG	TD	PD	FF	FR
2015	ALABAMA	14	10	45	30	15	2.0	17.0	2	88	55	2	13	0	0
2016	ALABAMA	15	15	66	41	25	1.0	9.0	6	186	100	2	13	1	0
2017	ALABAMA	13	13	60	38	22	1.5	15.0	1	0	0	0	9	1	0
NCAA TOTALS		42	38	171	109	62	4.5	41.0	9	274	100	4	35	2	0

ADDITIONAL STATS

Defensive Touchdowns: 2 in 2015, 2 in 2016 for total of 4.

Kickoff Returns: 1 for 39 yards in 2017.

Blocked Kicks: 1 blocked punt in 2015, 1 blocked field goal in 2017 for total of 2.



86

MIKE GESICKI

TIGHT END // 6-6 // 245 // PENN STATE '18
ACQUIRED: D2, '18
HOMETOWN: MANAHAWKIN, N.J. // BORN: 10/3/95
NFL: ROOKIE SEASON // DOLPHINS: ROOKIE SEASON

BEFORE THE NFL

TRANSACTIONS:

- 2nd-round pick (42nd overall) by Miami in the 2018 NFL draft.

BEFORE THE NFL

COLLEGE (PENN STATE):

- 4-year letterman (2014-17) and 3-year starter.

CAREER: Played in 51 games with 36 starts; 129 receptions for 1,481 yards (11.5 avg.) and 15 TDs.

- Finished his career with at least 1 reception in 27 straight games.
- His 129 receptions were 9th overall in Penn State history and the most among tight ends.
- His 1,481 receiving yards were the most in Penn State history by a tight end and 17th by a player at any position.
- His 15 receiving TDs were the most in Penn State history by a tight end and 9th by a player at any position.

SENIOR (2017): Started all 13 games; 57 receptions for 563 yards (9.9 avg.) and 9 TDs.

- 2nd-team All-American.
- 1st-team All-Big Ten.
- Finalist for the John Mackey Award (nation's top tight end).
- His 9 receiving TDs were 3rd in the Big Ten and the most by a tight end in Penn State history.
- His 4.4 receptions per game were 6th in the Big Ten.
- Finished 3rd in receptions (57), 4th in receiving TDs (9) and 5th in receiving yards (563) among FBS tight ends.
- Caught a TD pass in 5 straight games.

JUNIOR (2016): Started all 14 games; 48 receptions for 679 yards (14.2 avg.) and 5 TDs.

- 3rd-team All-American.
- 2nd-team All-Big Ten.

- His 48 receptions led the Big Ten and were 7th nationally among tight ends.
- His 679 receiving yards led all Big Ten tight ends, were 7th nationally at the position and set a single-season tight end school record.

SOPHOMORE (2015): Played in 11 games with 8 starts; 13 receptions for 125 yards (9.6 avg.) and 1 TD.

TRUE FRESHMAN (2014): Played in all 13 games with 1 start; 11 receptions for 114 yards (10.4 avg.).

- Big Ten All-Freshman Team.

HIGH SCHOOL (SOUTHERN REGIONAL HS – MANAHAWKIN, N.J.)

- Became the school's all-time leading receiver with 103 receptions for 1,817 yards (17.6 avg.) and 16 TDs.
- Also played basketball and volleyball.
- Became the school's all-time leading scorer in basketball with 1,867 points.
- Won the state's 2014 dunk contest.
- Helped his school win a state title in basketball.

SENIOR (2013): 33 receptions for 530 yards (16.1 avg.) and 4 TDs.

- All-American.
- All-state.

JUNIOR (2012): 50 receptions for 954 yards (19.1 avg.) and 9 TDs.

- Helped his team finish as state runner-ups.

SOPHOMORE (2011): 16 receptions for 276 yards (17.3 avg.) and 3 TDs.

OFF THE FIELD

PERSONAL:

- **PRONUNCIATION:** Last name is pronounced guh-sick-EE.
- **MAJOR:** Advertising and public relations.

MIKE GESICKI'S COLLEGE STATS

YEAR	TEAM	GP	GS	RECEIVING					RUSHING				
				REC	YDS	AVG	LG	TD	ATT	YDS	AVG	LG	TD
2014	PENN STATE	13	1	11	114	10.4	30	0	0	0	0.0	0	0
2015	PENN STATE	11	8	13	125	9.6	33	1	0	0	0.0	0	0
2016	PENN STATE	14	14	48	679	14.2	53	5	0	0	0.0	0	0
2017	PENN STATE	13	13	57	563	9.9	35	9	0	0	0.0	0	0
NCAA TOTALS		51	36	129	1,481	11.5	53	15	0	0	0.0	0	0

ADDITIONAL STATS

Tackles: 1 in 2014, 1 in 2017 for total of 2.



56

DAVON GODCHAUX

DEFENSIVE TACKLE // 6-3 // 315 // LSU '17

ACQUIRED: DSB, '17

HOMETOWN: PLAQUEMINE, LA. // BORN: 11/11/94

NFL: SECOND SEASON // DOLPHINS: SECOND SEASON

NFL CAREER

TRANSACTIONS:

- 5th-round pick (178th overall) by Miami in the 2017 NFL draft.

CAREER HIGHLIGHTS:

- Played in 15 career games with 5 starts.
- 40 tackles (26 solo), 1 pass defended and 1 forced fumble.
- His 40 tackles in 2017 were 3rd in the NFL among rookie defensive linemen that season:

2017 LEADING TACKLERS (ROOKIE DEFENSIVE LINEMEN)

PLAYER	TEAM	TOT	SOLO	ASST
1. Dalvin Tomlinson	N.Y. Giants	50	30	20
2. Solomon Thomas	SF	41	34	7
3. DAVON GODCHAUX	MIAMI	40	26	14
4. Larry Ogunjobi	Cleveland	32	17	15
5. Myles Garrett	Cleveland	31	19	12

2017 (MIAMI):

- Played in 15 games with 5 starts.
- Inactive for 1 game.
- 40 tackles (26 solo), 1 forced fumble and 1 pass defended.
- His 40 tackles were 3rd in the NFL among rookie defensive linemen that season.

AT L.A. CHARGERS (9/17):

- 2 tackles (1 solo).

- Made NFL debut.

VS. TENNESSEE (10/8):

- 2 solo tackles and 1 forced fumble.
- Forced a RB DeMarco Murray fumble that was recovered by S Reshad Jones at the Tennessee 42-yard line in the 1st quarter.

VS. OAKLAND (11/5):

- 5 tackles (4 solo) and 1 pass defended.
- Broke up a QB Derek Carr pass intended for RB Jalen Richard.

BEFORE THE NFL

COLLEGE (LSU):

- 3-year starter (2014-16).

CAREER: Played in 37 games with 34 starts; 145 tackles (51 solo), 12.5 sacks, 2 passes defended and 2 forced fumbles.

- Finished his career with 33 consecutive starts.

JUNIOR (2016): Started all 12 games; 62 tackles (24 solo), 6.5 sacks and 1 pass defended.

- His 6.5 sacks were 2nd on the team.

SOPHOMORE (2015): Started all 12 games; 41 tackles (12 solo), 6 sacks, 1 pass defended and 1 forced fumble.

- His 6 sacks were 2nd on the team.

TRUE FRESHMAN (2014): Played in all 13 games with 10 starts; 42 tackles (15 solo) and 1 forced fumble.

- Started the final 9 games of the season.

HIGH SCHOOL (PLAQUEMINE HS – PLAQUEMINE, LA.)

SENIOR (2013): Had season cut short due to injury.

JUNIOR (2012): 60 tackles, 4.5 sacks.

- 1st-team all-state.

OFF THE FIELD

COMMUNITY:

- Hosted a youth football camp in his hometown in 2018.

- Hosted the 2018 ChauxDown Cook-off to help raise funds for childhood obesity.

PERSONAL:

- His hometown of Plaquemine honored him in 2017 by making May 9th Davon Godchaux Day.

- **PRONUNCIATION:** Name is pronounced duh-VAHN GOD-chaw.

- **MAJOR:** Sports management.

DAVON GODCHAUX'S NFL REGULAR SEASON STATS


YEAR	TEAM	GP	GS	TACKLES					INTERCEPTIONS					FUMBLES		
				TOT	SOLO	ASST	SK	YDS	INT	YDS	LG	TD	PD	FF	FR	
2017	MIAMI	15	5	40	26	14	0.0	0.0	0	0	0	0	0	1	1	0
NFL TOTALS		15	5	40	26	14	0.0	0.0	0	0	0	0	0	1	1	0

SINGLE-GAME CAREER HIGHS

Tackles: 5 3 times, last: at New England, 11/26/17

Passes Defensed: 1 vs. Oakland, 11/5/17

Forced Fumbles: 1 vs. Tennessee, 10/8/17



21

FRANK GORE

RUNNING BACK // 5-9 // 212 // MIAMI (FL) '05
 ACQUIRED: UFA, '18 (IND.)
 HOMETOWN: CORAL GABLES, FLA. // BORN: 5/14/83
 NFL: 14TH SEASON // DOLPHINS: FIRST SEASON

2006, 2009, 2011, 2012, 2013



NFL CAREER

TRANSACTIONS:

- Signed by Miami as an unrestricted free agent from Indianapolis on March 22, 2018.
- Signed by Indianapolis as an unrestricted free agent from San Francisco on March 10, 2015.
- 3rd-round pick (65th overall) by San Francisco in the 2005 NFL draft.

CAREER HONORS:

- 2016 Art Rooney Sportsmanship Award (as voted on by NFL players).
- 2013 Pro Bowl selection.
- 2012 Pro Bowl selection.
- 2011 Pro Bowl selection.
- FedEx Ground NFL Player of the Week (at Detroit, 10/16/11).
- 2009 Pro Bowl selection.
- NFC Offensive Player of the Week (vs. Arizona, 12/14/09).
- NFC Offensive Player of the Week (vs. Seattle, 9/20/09).
- FedEx Ground NFL Player of the Week (vs. Seattle, 9/20/09).
- 2007 Garry Niver Award (voted on by the team's media and awarded for cooperation and professional style in helping the media do their jobs).
- NFC Offensive Player of the Week (at Arizona, 11/25/07).
- 2006 Pro Bowl selection.
- 2006 49ers Ed Block Courage Award.
- 2006 Bill Walsh Award co-recipient (voted on by the coaching staff as the team's MVP).
- NFC Offensive Player of the Week (vs. Seattle, 11/19/06).
- NFC Offensive Player of the Week (vs. Oakland, 10/8/06).

CAREER HIGHLIGHTS:

- Played in 196 career games with 182 starts.
- 3,226 carries for 14,026 yards (4.3 avg.) and 77 TDs
- 443 receptions for 3,672 yards (8.3 avg.) and 17 TDs.
- His 14,026 career rushing yards are 5th in NFL history:

NFL ALL-TIME LEADING RUSHERS

PLAYER	YEARS	ATT	YDS	AVG	TDs
1. Emmitt Smith	1990-2004	4,409	18,355	4.2	164
2. Walter Payton	1975-87	3,838	16,726	4.4	110
3. Barry Sanders	1989-98	3,062	15,269	5.0	99
4. Curtis Martin	1995-2005	3,518	14,101	4.0	90
5. FRANK GORE	2005-17	3,226	14,026	4.4	77

- His 3,226 career carries are 5th in NFL history:

NFL ALL-TIME CARRIES LEADERS

PLAYER	YEARS	ATT	YDS	AVG	TDs
1. Emmitt Smith	1990-2004	4,409	18,355	4.2	164
2. Walter Payton	1975-87	3,838	16,726	4.4	110
3. Curtis Martin	1995-2005	3,518	14,101	4.0	90
4. Jerome Bettis	1993-2005	3,479	13,662	3.9	91
5. FRANK GORE	2005-17	3,226	14,026	4.4	77

- His 17,698 career total yards from scrimmage are 7th in NFL history:

NFL ALL-TIME SCRIMMAGE YARDS LEADERS

PLAYER	YEARS	RUSH YDS	REC YDS	SCRIM YDS
1. Jerry Rice	1985-2004	645	22,895	23,540
2. Emmitt Smith	1990-2004	18,355	3,224	21,579
3. Walter Payton	1975-87	16,726	4,538	21,264
4. Marshall Faulk	1994-2005	12,279	6,875	19,154
5. L. Tomlinson	2001-11	13,684	4,772	18,456
6. Barry Sanders	1989-98	15,269	2,921	18,190
7. FRANK GORE	2005-17	14,026	3,672	17,698

- His 77 career rushing TDs are tied for 22nd in NFL history.
- His 112 consecutive games played are the most by an active NFL running back and 3rd-most by an active offensive skill position player (WR Eric Weems and TE Jason Witten):

MOST CONSECUTIVE GAMES PLAYED (ACTIVE NFL RUNNING BACKS)

PLAYER	TEAM	CONS. GP
1. FRANK GORE	SF/IND.	112
2. Isaiah Crowell	Cleveland	64
3. Duke Johnson	Cleveland	48

- His 108 consecutive starts are the most by an active NFL running back and 2nd-most by an active offensive skill position player (TE Jason Witten):

MOST CONSECUTIVE GAMES STARTED (ACTIVE NFL RUNNING BACKS)			
PLAYER	TEAM	CONS. GS	
1. FRANK GORE	SF/IND.	108	
2. Isaiah Crowell	Cleveland	33	
3. Jordan Howard	Chicago	29	
4. LeSean McCoy	Buffalo	24	

- Is the 1st running back to start 100+ consecutive games since RB Curtis Martin started 119 straight games from 1998-2005.
- His 196 career games played are 10th in NFL history among running backs:

MOST NFL GAMES PLAYED (RUNNING BACKS)		
PLAYER	YEARS	GP
1. Lorenzo Neal	1993-2008	239
2. Tony Richardson	1995-2010	234
3. Emmitt Smith	1990-2004	226
4. Brian Mitchell	1990-2003	223
5. Marcus Allen	1982-97	222
6. Earnest Byner	1984-97	211
7. Mack Strong	1994-2007	201
8. Mosi Tatupu	1978-91	199
9. Larry Centers	1990-2003	198
10. FRANK GORE	2005-17	196

- Has played in 196 of a possible 208 games since entering the NFL in 2005.
- His 2,953 rushing yards since 2015 ranks 5th in the NFL during that span:

NFL LEADING RUSHERS (SINCE 2015)					
PLAYER	TEAM(S)	ATT	YDS	AVG	TDs
1. LeSean McCoy	Buf.	724	3,300	4.6	22
2. Todd Gurley	STL/LAR	786	3,296	4.2	29
3. Le'Veon Bell	Pit.	695	3,115	4.5	19
4. Devonta Freeman	Atl.	688	3,000	4.4	29
5. FRANK GORE	IND.	782	2,953	3.8	13

- Has 43 career 100-yard rushing games.
- Has 343 career runs of 10+ yards, which is the 3rd-most in the NFL since records were kept beginning in 1994 (RB Emmitt Smith, 437; RB Barry Sanders, 363).
- Has 7 TDs of 50+ yards or more in his career.
- Is 1 of 6 players in NFL history to total 75+ career rushing TDs and 15+ career receiving TDs.
- Is the only running back in the NFL to rush for 900+ yards in each of the past 3 seasons (2015-17).
- Is 1 of just 5 NFL players to record 9+ seasons with 1,000+ rushing yards, joining Pro Football Hall of Famers Emmitt Smith (11), Curtis Martin (10), Walter Payton (10) and Barry Sanders (10).
- Has rushed for 500+ yards in all 13 of his NFL seasons, tying RB Emmitt Smith and RB Walter Payton for the longest streak in league history.
- Holds the NFL record with 12 straight seasons of 1,200+ yards from scrimmage.
- His 12 consecutive seasons of 1,000+ yards from scrimmage is just 1 shy of the NFL record held by RB Emmitt Smith (13).
- Holds several 49ers all-time rushing records:

49ERS ALL-TIME RUSHING LEADERS					
PLAYER	YEARS	ATT	YDS	AVG	TDs
1. FRANK GORE	2005-14	2,442	11,073	4.5	64
2. Joe Perry	1950-63	1,475	7,344	5.0	50
3. Roger Craig	1983-90	1,686	7,064	4.2	50
4. Ken Willard	1965-73	1,582	5,930	3.8	45
5. Garrison Hearst	1997-2003	1,189	5,535	4.7	26

49ERS ALL-TIME CARRIES LEADERS					
PLAYER	YEARS	ATT	YDS	AVG	TDs
1. FRANK GORE	2005-14	2,442	11,073	4.5	64
2. Roger Craig	1983-90	1,686	7,064	4.2	50
3. Ken Willard	1965-73	1,582	5,930	3.8	45
4. Joe Perry	1950-63	1,475	7,344	5.0	50
5. Garrison Hearst	1997-2003	1,189	5,535	4.7	26

49ERS ALL-TIME RUSHING TOUCHDOWN LEADERS					
PLAYER	YEARS	ATT	YDS	AVG	TDs
1. FRANK GORE	2005-14	2,442	11,073	4.5	64
2. Joe Perry	1950-63	1,475	7,344	5.0	50
Roger Craig	1983-90	1,686	7,064	4.2	50
4. Ken Willard	1965-73	1,582	5,930	3.8	45
5. J.D. Smith	1956-64	1,007	4,370	4.3	37
Steve Young	1987-99	608	3,581	5.9	37

- His 13,956 yards from scrimmage during his tenure with San Francisco is 2nd in team history behind only Pro Football Hall of Fame WR Jerry Rice (19,872).
- His 7 seasons of 1,000+ rushing yards with the 49ers are the most in team history.
- His 83 total TDs (70 rushing, 12 receiving and 1 fumble return) with San Francisco are the 3rd-most in team history.
- His 342 receptions and 2,883 receiving yards in San Francisco are 2nd-most in franchise history by a running back:

49ERS ALL-TIME RECEIVING LEADERS (RUNNING BACKS)					
PLAYER	YEARS	REC	YDS	AVG	TDs
1. Roger Craig	1983-90	508	4,442	8.7	16
2. FRANK GORE	2005-14	342	2,883	8.4	11
3. Hugh McElhenny	1952-60	195	2,666	13.7	15
4. Tom Rathman	1986-93	294	2,490	8.5	8
5. Ken Willard	1965-73	273	2,156	7.9	16

49ERS ALL-TIME RECEPTIONS LEADERS (RUNNING BACKS)					
PLAYER	YEARS	REC	YDS	AVG	TDs
1. Roger Craig	1983-90	508	4,442	8.7	16
2. FRANK GORE	2005-14	342	2,883	8.4	11
3. Tom Rathman	1986-93	294	2,490	8.5	8
4. Ken Willard	1965-73	273	2,156	7.9	16
5. Earl Cooper	1980-85	213	1,908	9.0	12

- Has the most 100-yard rushing games (39) and 150-yard rushing games (7) in 49ers history.
- Has the most consecutive 100-yard rushing games (5) in San Francisco history.
- His 2,784 career offensive touches are the most in 49ers history:

49ERS ALL-TIME TOUCHES LEADERS					
PLAYER	YEARS	ATT	REC	TCHS	
1. FRANK GORE	2005-14	2,442	342	2,784	
2. Roger Craig	1983-90	1,686	508	2,194	
3. Ken Willard	1965-73	1,582	273	1,855	
4. Joe Perry	1950-63	1,475	185	1,660	
5. Jerry Rice	1985-2000	84	1,281	1,365	

- Became 1st player in 49ers history to post 4 straight 1,000-yard seasons (2006-09 and 2011-14).
- His 36 carries on Dec. 10, 2017 at Buffalo were the most in a single game by an NFL player 34+ years of age.
- Rushed for 1,025 yards in 2016 and became 1 of just 4 NFL players and the first since RB John Riggins in 1984 to rush for 1,000+ yards at age 33-or-older.
- In 2014, he became the 29th player in NFL history to top 10,000 career rushing yards.
- Tied San Francisco's single-season rushing TDs record with 10 in 2009.
- His 78 points in 2009 were tied for 2nd in the NFC and tied for 8th in the NFL among non-kickers.
- Holds several 49ers single-season records after his record-breaking 2006 campaign:

49ERS SINGLE-SEASON RUSHING LEADERS						
PLAYER	YEAR	ATT	YDS	AVG	TDs	
1. FRANK GORE	2006	312	1,695	5.4	8	
2. Garrison Hearst	1998	310	1,570	5.1	7	
3. Roger Craig	1988	310	1,502	4.9	9	
4. Wendell Tyler	1984	246	1,262	5.1	7	
5. Charlie Garner	1999	241	1,229	5.1	4	

49ERS SINGLE-SEASON CARRIES LEADERS						
PLAYER	YEAR	ATT	YDS	AVG	TDs	
1. FRANK GORE	2006	312	1,695	5.4	8	
2. Roger Craig	1988	310	1,502	4.9	9	
Garrison Hearst	1998	310	1,570	5.1	7	
4. FRANK GORE	2011	282	1,211	4.3	8	
5. FRANK GORE	2013	276	1,128	4.1	9	

- His 212 rushing yards vs. Seattle on Nov. 19, 2006 is a 49ers single-game record:

49ERS SINGLE-GAME RUSHING LEADERS						
PLAYER	OPP	DATE	ATT	YDS	AVG	
1. FRANK GORE	SEA.	11/19/06	24	212	8.8	
2. FRANK GORE	SEA.	9/20/09	16	207	12.9	
3. Charlie Garner	Dal.	9/24/00	36	201	5.6	
4. Garrison Hearst	Det.	12/14/98	24	198	8.3	
5. Delvin Williams	STL	10/31/76	34	194	5.7	

2017 (INDIANAPOLIS):

- Started all 16 games.
 - 261 carries for 961 yards (3.7 avg.) and 3 TDs; 29 receptions for 245 yards (8.4 avg.) and 1 TD.
 - Extended his NFL record with 12 straight seasons of 1,200+ yards from scrimmage.
 - Tied for 10th in the NFL with 49 carries that resulted in 1st downs.
- VS. ARIZONA (9/17):** 14 carries for 46 yards (3.3 avg.) and 1 TD;
- Scored on a 5-yard carry on the team's 1st offensive possession.
 - The TD made him the 6th player in NFL history to total 75+ career rushing TDs and 15+ career receiving TDs.
- AT CINCINNATI (10/29):** 16 carries for 82 yards (5.1 avg.); 4 receptions for 19 yards (4.8 avg.).
- Became the 1st running back since Curtis Martin (1998-2005) to start 100+ straight games.
- AT BUFFALO (12/10):** 36 carries for 130 yards (3.6 avg.); 1 reception for 10 yards.
- His 36 carries set an NFL record for the most in a

single game by a player aged 34+.

- It was tied for the 3rd-most carries in a single game in Colts history.
- His 130 rushing yards were the most by a Colts running back since 2011 (RB Donald Brown).

2016 (INDIANAPOLIS):

- Started all 16 games.
- 263 carries for 1,025 yards (3.9 avg.) and 4 TDs; 38 receptions for 277 yards (7.3 avg.) and 4 TDs.
- Became the 1st running back aged 33+ to rush for 1,000 yards in a season since 1984 (RB John Riggins).
- Set an NFL record with his 11th consecutive season of 1,200+ scrimmage yards.
- Became the 5th player in NFL history to rush for 1,000+ yards in 9 different seasons.
- Was Indianapolis' 1st 1,000-yard rusher since 2007 (RB Joseph Addai) and the team's 8th different 1,000-yard rusher in team history.

AT HOUSTON (10/16): 22 carries for 106 yards (4.8 avg.); 1 reception for 2 yards.

- Registered the team's 1st 100-yard rushing performance in 55 regular-season games.

AT GREEN BAY (11/6): 19 carries for 60 yards (3.2 avg.) and 2 TDs; 2 receptions for 11 yards (5.5 avg.).

- Caught the 400th pass of his career and joined RBs Walter Payton, Emmitt Smith, Curtis Martin and LaDainian Tomlinson as the only NFL players with 12,500+ rushing yards and 400+ receptions.

AT MINNESOTA (12/18): 26 carries for 101 yards (3.9 avg.); 4 receptions for 14 yards (3.5 avg.).

- Became the 1st Colts running back since 2007 (RB Joseph Addai) to post 2 100-yard performances in the same season.

HONORS:

- Art Rooney Sportsmanship Award winner (as voted on by NFL players).

2015 (INDIANAPOLIS):

- Started all 16 games.
- 260 carries for 967 yards (3.7 avg.) and 6 TDs; 34 receptions for 267 yards (7.9 avg.) and 1 TD.
- His 967 rushing yards were the most by a Colts running back since 2007 (RB Joseph Addai).

AT TENNESSEE (9/27): 14 carries for 86 yards (6.1 avg.) and 2 TDs; 1 reception for 8 yards.

- Scored his 1st Colts TD with a 1-yard run in the 1st quarter.
- Scored the game-winning TD on a 6-yard carry with 2:51 left in the game.

AT HOUSTON (10/8): 22 carries for 98 yards (4.5 avg.) and 1 TD.

- Rushed for a 3-yard TD in the 1st quarter.

AT MIAMI (12/27): 15 carries for 85 yards (5.7 avg.) and 2 TDs; 2 receptions for 10 yards (5.0 avg.).

- Scored on a 37-yard TD run in the 1st quarter.
- Added an 11-yard TD run in the 2nd quarter.

2014 (SAN FRANCISCO):

- Started all 16 games.
- 255 carries for 1,106 yards (4.3 avg.) and 4 TDs; 11 receptions for 111 yards (10.1 avg.) and 1 TD.
- Became the 29th player in NFL history to top

10,000 career rushing yards.

AT DALLAS (9/7): 16 carries for 66 yards (4.1 avg.).

- Surpassed 10,000 career rushing yards.

VS. PHILADELPHIA (9/28): 22 carries for 98 yards (4.5 avg.) and 1 TD; 1 reception for 55 yards and 1 TD.

- Scored on a 55-yard TD reception from QB Colin Kaepernick, marking the longest reception by a 49ers running back since 2010 (Brian Westbrook).

VS. SAN DIEGO (12/20): 26 carries for 158 yards (6.1 avg.) and 1 TD.

- Scored on a 52-yard TD run on the opening possession, which was his longest TD run since 2009.
- Became the 1st player in the NFL that season to score on both a 50-yard run and a 50-yard reception.
- Joined Kaepernick as the 1st 49ers teammates to each rush for 100 yards in the same game since 1977 (RB Wilbur Jackson and RB Delvin Williams).
- Joined Kaepernick as the 4th pair of teammates to rush for 150+ yards each in NFL history and 1st since 1976.

2013 (SAN FRANCISCO):

- Started all 16 games.
- 276 carries for 1,128 yards (4.1 avg.); 16 receptions for 141 yards (8.8 avg.).
- His 276 carries were 5th in 49ers history.

VS. GREEN BAY (9/8): 21 carries for 44 yards (2.1 avg.) and 1 TD; 2 receptions for 21 yards (10.5 avg.).

- Moved past RB Roger Craig (11,506 yards) and into 2nd place in 49ers history in career scrimmage yards.

AT ST. LOUIS (9/26): 20 carries for 153 yards (7.7 avg.) and 1 TD.

AT JACKSONVILLE (10/27): 19 carries for 71 yards (3.7 avg.) and 2 TDs; 1 reception for 6 yards.

- Joined QB Colin Kaepernick as the 1st 49ers quarterback and running back duo to rush for two TDs each in the same game since 1961 (QB Billy Kilmer and RB J.D. Smith).
- It was the 1st time in the NFL since 2003 (QB Doug Flutie and RB LaDainian Tomlinson) that a quarterback and running back tandem each rushed for 2+ TDs in the same game.

POSTSEASON:

NFC WILD CARD AT GREEN BAY (1/5): 20 carries for 66 yards (3.3 avg.) and 1 TD; 1 reception for 11 yards.

- His 10-yard TD run in the 2nd quarter was the 5th postseason rushing score of his career.

NFC DIVISIONAL AT CAROLINA (1/12): 17 carries for 84 yards (4.9 avg.); 1 reception for 8 yards.

NFC CHAMPIONSHIP AT SEATTLE (1/19): 11 carries for 14 yards (1.3 avg.); 1 reception for 17 yards.

PRO BOWL:

- Selected to the Pro Bowl for the 5th time in his career but did not participate because his team was deep in the playoffs.

2012 (SAN FRANCISCO):

- Started all 16 games.

• 258 carries for 1,214 yards (4.7 avg.) and 8 TDs; 28 receptions for 234 yards (8.4 avg.) and 1 TD.

• His 4.7 yards per carry average was 6th in the NFL.

• His 1,214 rushing yards were 5th in the NFC and 10th in the NFL.

• Led the NFL with 319 rushing yards and 4 rushing TDs in the postseason.

AT GREEN BAY (9/9): 16 carries for 112 yards (7.0 avg.) and 1 TD.

• His 23-yard TD run in the 4th quarter gave San Francisco a 2-score lead.

VS. SEATTLE (10/18): 16 carries for 131 yards (8.2 avg.).

VS. MIAMI (12/9): 12 carries for 63 yards (5.3 avg.) and 1 TD.

- Scored his 50th career rushing TD and 60th total TD.

POSTSEASON:

NFC DIVISIONAL VS. GREEN BAY (1/12): 23 carries for 119 yards (5.2 avg.) and 1 TD; 2 receptions for 48 yards (24.0 avg.).

- Marked his 1st 100-yard postseason performance.

NFC CHAMPIONSHIP AT ATLANTA (1/20): 21 carries for 90 yards (4.3 avg.) and 2 TDs.

- Scored the game-winning TD on a 9-yard carry with 8:23 remaining.
- Marked his 1st multi-TD performance in the postseason.

SUPER BOWL XLVII VS. BALTIMORE (2/3): 19 carries for 110 yards (5.8 avg.) and 1 TD.

- His 110 rushing yards set a franchise Super Bowl record.
- Scored on a 6-yard TD run in the 3rd quarter, his 4th TD of the postseason.

PRO BOWL:

- Selected to the Pro Bowl for the 4th time in his career but did not participate because his team was deep in the playoffs.

2011 (SAN FRANCISCO):

- Played in all 16 games with 15 starts.
- 282 carries for 1,211 yards (4.3 avg.) and 8 TDs; 17 receptions for 114 yards (6.7 avg.).
- Became San Francisco's all-time leading rusher.
- Rushed for 100 yards in 5 consecutive games from Oct. 12 to Nov. 6.
- His 282 carries were 4th-most in 49ers history.

AT PHILADELPHIA (10/2): 15 carries for 127 yards (8.5 avg.) and 1 TD; 2 receptions for 12 yards (6.0 avg.).

- Marked his 25th career 100-yard effort.
- Rushed for a 12-yard TD with 3:00 left to win the game.

AT DETROIT (10/16): 15 carries for 141 yards (9.4 avg.) and 1 TD; 2 receptions for 5 yards (2.5 avg.).

VS. ST. LOUIS (12/4): 21 carries for 73 yards (3.5 avg.).

- Broke the franchise's all-time record for most career rushing yards, surpassing FB Joe Perry (7,344).

POSTSEASON:

NFC DIVISIONAL VS. NEW ORLEANS (1/14): 13 carries for 89 yards (6.8 avg.); 7 receptions for 38 yards (5.4 avg.).

- Made his 1st postseason appearance..

NFC CHAMPIONSHIP VS. N.Y. GIANTS (1/22): 16 carries for 74 yards (4.6 avg.); 6 receptions for 45 yards (7.5 avg.).

PRO BOWL:

- Selected to the Pro Bowl for the 3rd time in his career but did not participate because his team was in the playoffs.

HONORS:

- FedEx Ground NFL Player of the Week (at Detroit, 10/16).

2010 (SAN FRANCISCO):

- Started 11 games.
- Missed the rest of the season after being placed on injured reserve on Nov. 30.
- 203 carries for 853 yards (4.2 avg.) and 3 TDs; 46 carries for 452 yards (9.8 avg.) and 2 TDs.

VS. NEW ORLEANS (9/20): 20 carries for 112 yards (5.6 avg.) and 1 TD; 7 receptions for 56 yards (8.0 avg.) and 1 TD.

- Set a 49ers record with his 21st 100-yard game.
- Marked the 2nd time in his career he posted a rushing and receiving TD in the same game.

AT KANSAS CITY (9/26): 15 carries for 43 yards (2.9 avg.); 9 receptions for 102 yards (11.3 avg.).

- It was the 1st 100-yard receiving game of his career and the 1st by a 49ers running back since 2001 (RB Garrison Hearst).

VS. OAKLAND (10/17): 25 carries for 149 yards (6.0 avg.).

2009 (SAN FRANCISCO):

- Started 14 games.
- Inactive for 2 games.
- 229 carries for 1,120 yards (4.9 avg.) and 10 TDs; 52 receptions for 406 yards (7.8 avg.) and 3 TDs.
- Became 1st player in 49ers history to post 4 straight 1,000-yard seasons.
- Tied the team's single-season record with 10 rushing TDs.
- His 78 points were tied for 2nd in the NFC and tied for 8th in the NFL among non-kickers.
- His 1,120 rushing yards were 5th in the NFC and tied for 11th in the NFL.

VS. SEATTLE (9/20): 16 carries for 207 yards (12.9 avg.) and 2 TDs; 5 receptions for 39 yards (7.8 avg.).

- Scored on rushing TDs of 79 and 80 yards.
- Became the 2nd NFL player (RB Barry Sanders) to score on 2 runs of 75+ yards in the same game.
- It was just the 3rd 200-yard rushing performance in 49ers history.

VS. JACKSONVILLE (11/29): 16 carries for 33 yards (2.1 avg.); 7 receptions for 14 yards (2.0 avg.) and 1 TD.

- Scored a TD in his 5th straight game.
- Became the first 49ers player since 2001 (WR Terrell Owens) to record TDs in 5 consecutive contests.

VS. ARIZONA (12/14): 25 carries for 167 yards (6.7 avg.) and 1 TD; 2 receptions for 10 yards (5.0 avg.).

- Totaled 104 yards rushing in the 1st half.

PRO BOWL:

- Selected to the NFC Pro Bowl team for the 2nd time in his career.

HONORS:

- NFC Offensive Player of the Week (vs. Seattle, 9/20).
- FedEx Ground NFL Player of the Week (vs. Seattle, 9/20).
- NFC Offensive Player of the Week (vs. Arizona, 12/14).

2008 (SAN FRANCISCO):

- Started 14 games.
- Inactive for 2 games.
- 240 carries for 1,036 yards (4.3 avg.) and 6 TDs; 43 receptions for 373 yards (8.7 avg.) and 2 TDs.
- Became 1st player in 49ers history to record 3 consecutive 1,000-yard rushing seasons.

VS. ARIZONA (9/7): 14 carries for 96 yards (6.9 avg.) and 1 TD; 4 receptions for 55 yards (13.8 avg.).

VS. DETROIT (9/21): 27 carries for 130 yards (4.8 avg.) and 1 TD; 4 receptions for 32 yards (8.0 avg.).

VS. ST. LOUIS (11/16): 18 carries for 106 yards (5.9 avg.) and 2 TDs; 2 receptions for 8 yards (4.0 avg.).

- Scored 2 1st-half rushing TDs.
- Marked his 15th career 100-yard rushing game.

2007 (SAN FRANCISCO):

- Started 15 games.
- Inactive for 1 game.
- 260 carries for 1,102 yards (4.2 avg.) and 5 TDs; 53 receptions for 436 yards (8.2 avg.) and 1 TD.
- Finished 6th in the NFL with 1,533 combined yards (1,102 rushing and 436 receiving).

AT ST. LOUIS (9/16): 20 carries for 81 yards (4.1 avg.) and 2 TDs; 2 receptions for 4 yards (2.0 avg.).

- Scored on a 43-yard rush on a 4th-and-1 snap in the 3rd quarter.

AT ARIZONA (11/25): 21 carries for 116 yards (5.5 avg.) and 2 TDs; 11 receptions for 98 yards (8.9 avg.).

- His 11 receptions were 2nd-most in team history by a running back.

VS. CINCINNATI (12/15): 29 carries for 138 yards (4.8 avg.); 1 reception for 9 yards.

HONORS:

- Garry Niver Award (voted on by the team's media and awarded for cooperation and professional style in helping the media do their jobs).
- NFC Offensive Player of the Week (at Arizona, 11/25).

2006 (SAN FRANCISCO):

- Started 16 games.
- 312 carries for 1,695 yards (5.4 avg.) and 8 TDs; 61 receptions for 485 yards (8.0 avg.) and 1 TD.
- His 312 carries and 1,695 rushing yards were both franchise records.
- His 61 receptions led the team.
- Set a franchise record with 2,180 yards from scrimmage, which ranked 4th in the NFL and 2nd in the NFC that season.
- Was 3rd in the NFL and led the NFC with 1,695 rushing yards.
- Set a team record with 9 100-yard performances

during the season.

VS. OAKLAND (10/8): 27 carries for 134 yards (5.0 avg.); 3 receptions for 38 yards (12.7 avg.).

AT DETROIT (11/12): 22 carries for 159 yards (7.2 avg.) and 1 TD; 2 receptions for 14 yards (7.0 avg.).

- Set a franchise record with 148 rushing yards in the 1st half.

VS. SEATTLE (11/19): 24 carries for 212 yards (8.8 avg.); 4 receptions for 26 yards (6.5 avg.).

- Set a franchise record with 212 rushing yards in a game.
- It was the 2nd 200-yard rushing performance in team history and the 1st of his career.

PRO BOWL:

- Selected to start for the NFC team in his 1st career Pro Bowl.

HONORS:

- 49ers Ed Block Courage Award.
- Co-recipient of the Bill Walsh Award (voted on by the coaching staff as the team's MVP).
- NFC Offensive Player of the Week (vs. Seattle, 11/19).
- NFC Offensive Player of the Week (vs. Oakland, 10/8).

2005 (SAN FRANCISCO):

- Played in 14 games with 1 start.
- Inactive for 2 games.
- 127 carries for 608 yards (4.8 avg.) and 3 TDs; 15 receptions for 131 yards (8.7 avg.).
- His 608 rushing yards led the team despite starting just 1 game.
- Became the 1st 49ers rookie to lead the team in rushing since 1990 (RB Dexter Carter) and the 608 rushing yards were the most by a 49ers rookie since 1983 (RB Roger Craig).

AT WASHINGTON (10/23): 9 carries for 89 yards (9.9 avg.) and 1 TD.

- Scored on a 72-yard carry in the 4th quarter for his 1st career TD.

AT JACKSONVILLE (12/18): 19 carries for 79 yards (4.2 avg.); 3 receptions for 57 yards (19.0 avg.).

- Made his 1st career start.

VS. HOUSTON (1/1): 25 carries for 108 yards (4.3 avg.); 2 receptions for 13 yards (6.5 avg.).

- It was his 1st career 100-yard rushing game.

BEFORE THE NFL

COLLEGE (MIAMI):

- 3-year letterman (2001-02; 2004) and 1-year starter.

CAREER: Played in 28 games with 16 starts; 348 carries for 1,975 yards (5.7 avg.) and 17 TDs; 23 receptions for 225 yards (9.8 avg.); 2 kickoff returns for 48 yards (24.0 avg.).

JUNIOR (2004): Played in all 12 games with 11 starts; 197 carries for 945 yards (4.8 avg.) and 8 TDs; 10 receptions for 106 yards (10.6 avg.).

- His 945 rushing yards were 4th in the ACC.
- Set career highs in rushing yards (945), carries (197) and TDs (8).

REDSHIRT SOPHOMORE (2003): Started 5 games; 89 carries for 468 yards (5.3 avg.) and 4 TDs; 12 receptions for 105 yards (8.8 avg.).

- Became the school's 1st running back to rush for 100+ yards in each of the team's 1st 3 games.

SOPHOMORE (2002): Missed the entire season due to injury and earned a medical redshirt.

TRUE FRESHMAN (2001): Played in 11 games; 62 carries for 562 yards (9.1 avg.) and 5 TDs; 1 reception for 14 yards; 2 kickoff returns for 48 yards (24.0 avg.).

- His 562 rushing yards were the 3rd-most by a freshman and 2nd-most by a true freshman in school history.
- Helped his team win the BCS National Championship.
- Freshman All-American.

HIGH SCHOOL (CORAL GABLES HS – CORAL GABLES, FLA.)

SENIOR (2000): 2,953 rushing yards and 34 TDs.

- His 2,953 rushing yards and 34 TDs were both Miami-Dade county records.
- All-American.

JUNIOR (1999): 1,559 rushing yards and 28 TDs; 301 receiving yards and 4 TDs.

OFF THE FIELD

PERSONAL:

- Received a key to the City of Miami in 2018.
- Inducted into the University of Miami Sports Hall of Fame in 2018.
- **MAJOR:** Business management and organization.

FRANK GORE'S NFL REGULAR SEASON STATS

YEAR	TEAM	GP	GS	RUSHING					RECEIVING				
				ATT	YDS	AVG	LG	TD	REC	YDS	AVG	LG	TD
2005	SAN FRANCISCO	14	1	127	608	4.8	72t	3	15	131	8.7	47	0
2006	SAN FRANCISCO	16	16	312	1695	5.4	72	8	61	485	8.0	39	1
2007	SAN FRANCISCO	15	15	260	1102	4.2	43t	5	53	436	8.2	23t	1
2008	SAN FRANCISCO	14	14	240	1036	4.3	41t	6	43	373	8.7	26	2
2009	SAN FRANCISCO	14	14	229	1120	4.9	80t	10	52	406	7.8	48	3
2010	SAN FRANCISCO	11	11	203	853	4.2	64	3	46	452	9.8	41	2
2011	SAN FRANCISCO	16	15	282	1211	4.3	55	8	17	114	6.7	13	0
2012	SAN FRANCISCO	16	16	258	1214	4.7	37	8	28	234	8.4	26	1
2013	SAN FRANCISCO	16	16	276	1128	4.1	51	9	16	141	8.8	29	0
2014	SAN FRANCISCO	16	16	255	1106	4.3	52t	4	11	111	10.1	55t	1
2015	INDIANAPOLIS	16	16	260	967	3.7	37t	6	34	267	7.9	34	1
2016	INDIANAPOLIS	16	16	263	1025	3.9	22	4	38	277	7.3	49	4
2017	INDIANAPOLIS	16	16	261	961	3.7	21	3	29	245	8.4	26	1
NFL TOTALS		196	182	3226	14026	4.3	80t	77	443	3672	8.3	55t	17

FRANK GORE'S NFL PLAYOFF STATS

YEAR	TEAM	GP	GS	RUSHING					RECEIVING				
				ATT	YDS	AVG	LG	TD	REC	YDS	AVG	LG	TD
2011	SAN FRANCISCO	2	2	29	163	5.6	42	0	13	83	6.4	24	0
2012	SAN FRANCISCO	3	3	63	319	5.1	33	4	2	48	24.0	45	0
2013	SAN FRANCISCO	3	3	48	164	3.4	39t	1	3	36	12.0	17	0
PLAYOFF TOTALS		8	8	140	646	4.6	42	5	18	167	9.3	45	0

ADDITIONAL STATS

Miscellaneous Tackles: (San Francisco) 1 in 2005, 2 in 2006, 3 in 2007, 2 in 2008, 2 in 2010, 1 in 2011, (Indianapolis) 2 in 2016 for total of 14.

SINGLE-GAME CAREER HIGHS

Rushes: 36 at Buffalo, 12/10/17
Rushing Yards: 212 vs. Seattle, 11/19/06
Longest Rush: 80t vs. Seattle, 9/20/09
Rushing TDs: 2 14 times, last: at Green Bay, 11/6/16
Receptions: 11 at Arizona, 11/25/07
Receiving Yards: 102 at Kansas City, 9/26/10
Longest Reception: 55t vs. Philadelphia, 9/8/14
Receiving TDs: 1 17 times, last: at Baltimore, 12/23/17

100-YARD RUSHING GAMES (45)

DATE	OPPONENT	ATT	YDS	AVG	LG	TD
1/1/06	HOUSTON	25	108	4.3	28	0
9/17/06	ST. LOUIS	29	127	4.4	32t	1
10/8/06	OAKLAND	27	134	5.0	26	0
10/29/06	at Chicago	12	111	9.3	53	0
11/12/06	at Detroit	22	159	7.2	61t	1
11/19/06	SEATTLE	24	212	8.8	51	0
11/26/06	at St. Louis	21	134	6.4	18	1
12/10/06	GREEN BAY	18	130	7.2	72	1
12/14/06	at Seattle	29	144	5.0	40	0
12/31/06	at Denver	31	153	4.9	24	0
11/25/07	at Arizona	21	116	5.5	35t	2
12/15/07	CINCINNATI	29	138	4.8	20	0
9/21/08	DETROIT	27	130	4.8	33	1
10/12/08	PHILADELPHIA	19	101	5.3	25	1
11/16/08	ST. LOUIS	18	106	5.9	37	2
9/20/09	SEATTLE	16	207	12.9	80t	2
11/12/09	CHICAGO	25	104	4.2	25	1
12/14/09	ARIZONA	25	167	6.7	36	1
12/20/09	at Philadelphia	16	107	6.7	37	0
1/3/10	at St. Louis	23	107	4.7	34	2
9/20/10	NEW ORLEANS	20	112	5.6	20	1
10/17/10	OAKLAND	25	149	6.0	64	0
10/24/10	at Carolina	19	102	5.4	20	0
10/31/10	DENVER	29	118	4.1	21	1
10/2/11	at Philadelphia	15	127	8.5	40	1
10/9/11	TAMPA BAY	20	125	6.3	21	1
10/16/11	at Detroit	15	141	9.4	55	1
10/30/11	CLEVELAND	31	134	4.3	26	1
11/6/11	at Washington	19	107	5.6	27	0
9/9/12	at Green Bay	16	112	7.0	23t	1
10/7/12	BUFFALO	14	106	7.6	31	1
10/18/12	SEATTLE	16	131	8.2	37	0
9/26/13	at St. Louis	20	153	7.7	34t	1
10/13/13	ARIZONA	25	101	4.0	32	0
12/8/13	SEATTLE	17	110	6.5	51	0
1/12/13	GREEN BAY*	23	119	5.2	26	1
2/3/13	vs. Baltimore**	19	110	5.8	33	1
9/28/14	PHILADELPHIA	24	119	5.0	28	0
10/5/14	KANSAS CITY	18	107	5.9	14	0
12/20/14	SAN DIEGO	26	158	6.1	52t	1
12/28/14	ARIZONA	25	144	5.8	24	0
10/16/16	at Houston	22	106	4.8	22	0
12/18/16	at Minnesota	26	101	3.9	9	0
12/10/17	at Buffalo	36	130	3.6	10	0
12/31/17	HOUSTON	24	100	4.2	16	0

* NFC Divisional game

** Super Bowl XLVII

100-YARD RECEIVING GAMES (1)

DATE	OPPONENT	REC	YDS	AVG	LG	TD
9/26/10	at Kansas City	9	102	11.3	41	0

2005 GAME-BY-GAME STATS (SAN FRANCISCO)

DATE	OPPONENT	P/S	ATT	YDS	AVG	LG	TD
09/11	ST. LOUIS	1/0	4	17	4.3	9	0
09/18	at Philadelphia	1/0	4	15	3.8	6	0
09/25	DALLAS	1/0	7	42	6.0	9	0
10/02	at Arizona	1/0	2	4	2.0	4	0
10/09	INDIANAPOLIS	1/0	8	31	3.9	11	0
10/23	at Washington	1/0	9	89	9.9	72t	1
10/30	TAMPA BAY	1/0	10	40	4.0	9	0
11/06	N.Y. GIANTS	1/0	7	33	4.7	22	0
11/13	at Chicago	1/0	14	55	3.9	19	0
11/20	SEATTLE						INACTIVE
11/27	at Tennessee						INACTIVE
12/04	ARIZONA	1/0	6	22	3.7	9	0
12/11	at Seattle	1/0	2	5	2.5	4	0
12/18	at Jacksonville	1/1	19	79	4.2	18	0
12/24	at St. Louis	1/0	10	68	6.8	30t	2
01/01	HOUSTON	1/0	25	108	4.3	28	0

2005 TOTALS 14/1 127 608 4.8 72t 3

2006 GAME-BY-GAME STATS (SAN FRANCISCO)

DATE	OPPONENT	P/S	ATT	YDS	AVG	LG	TD
09/10	at Arizona	1/1	16	87	5.4	32	2
09/17	ST. LOUIS	1/1	29	127	4.4	32t	1
09/24	PHILADELPHIA	1/1	16	52	3.3	15	0
10/01	at Kansas City	1/1	14	65	4.6	14	0
10/08	OAKLAND	1/1	27	134	5.0	26	0
10/15	SAN DIEGO	1/1	10	55	5.5	22	0
10/29	at Chicago	1/1	12	111	9.3	53	0
11/05	MINNESOTA	1/1	19	41	2.2	11	0
11/12	at Detroit	1/1	22	159	7.2	61t	1
11/19	SEATTLE	1/1	24	212	8.8	51	0
11/26	at St. Louis	1/1	21	134	6.4	18	1
12/03	at New Orleans	1/1	13	40	3.1	12	0
12/10	GREEN BAY	1/1	18	130	7.2	72	1
12/14	at Seattle	1/1	29	144	5.0	40	0
12/24	ARIZONA	1/1	11	51	4.6	15	2
12/31	at Denver	1/1	31	153	4.9	24	0

2006 TOTALS 16/16 312 1695 5.4 72 8

2007 GAME-BY-GAME STATS (SAN FRANCISCO)

DATE	OPPONENT	P/S	ATT	YDS	AVG	LG	TD
09/10	ARIZONA	1/1	18	55	3.1	12	1
09/16	at St. Louis	1/1	20	81	4.1	43t	2
09/23	at Pittsburgh	1/1	14	39	2.8	11	0
09/30	SEATTLE	1/1	16	79	4.9	17	0
10/07	BALTIMORE	1/1	16	52	3.3	10	0
10/21	at N.Y. Giants	1/1	14	88	6.3	24	0
10/28	NEW ORLEANS	1/1	12	41	3.4	9	0
11/04	at Atlanta						INACTIVE
11/12	at Seattle	1/1	13	72	5.5	16	0
11/18	ST. LOUIS	1/1	15	32	2.1	7	0
11/25	at Arizona	1/1	21	116	5.5	35t	2
12/02	at Carolina	1/1	12	58	4.8	11	0
12/09	MINNESOTA	1/1	16	68	4.3	15	0
12/15	CINCINNATI	1/1	29	138	4.8	20	0
12/23	TAMPA BAY	1/1	21	89	4.2	20	0
12/30	at Cleveland	1/1	23	94	4.1	16	0

2007 TOTALS 15/15 260 1102 4.2 43t 5

2008 GAME-BY-GAME STATS (SAN FRANCISCO)

DATE	OPPONENT	P/S	ATT	YDS	AVG	LG	TD
09/07	ARIZONA	1/1	14	96	6.9	41t	1
09/14	at Seattle	1/1	19	61	3.2	23	1
09/21	DETROIT	1/1	27	130	4.8	33	1
09/28	at New Orleans	1/1	16	82	5.1	11	0
10/05	NEW ENGLAND	1/1	12	54	4.5	16	0
10/12	PHILADELPHIA	1/1	19	101	5.3	25	1
10/19	at N.Y. Giants	1/1	11	11	1.0	5	0
10/26	SEATTLE	1/1	18	94	5.2	29	0
11/10	at Arizona	1/1	23	99	4.3	20	0
11/16	ST. LOUIS	1/1	18	106	5.9	37	2
11/23	at Dallas	1/1	14	26	1.9	7	0
11/30	at Buffalo	1/1	24	66	2.8	12	0
12/07	N.Y. JETS	1/1	14	52	3.7	12	0
12/14	at Miami						
12/21	at St. Louis						
12/28	WASHINGTON	1/1	11	58	5.3	11	0
2008 TOTALS		14/14	240	1036	4.3	41t	6

2009 GAME-BY-GAME STATS (SAN FRANCISCO)

DATE	OPPONENT	P/S	ATT	YDS	AVG	LG	TD
09/13	at Arizona	1/1	22	30	1.4	6t	1
09/20	SEATTLE	1/1	16	207	12.9	80t	2
09/27	at Minnesota	1/1	1	4	4.0	4	0
10/04	ST. LOUIS						
10/11	ATLANTA						
10/25	at Houston	1/1	13	32	2.5	9	0
11/01	at Indianapolis	1/1	13	91	7.0	64t	1
11/08	TENNESSEE	1/1	15	83	5.5	13	1
11/12	CHICAGO	1/1	25	104	4.2	25	1
11/22	at Green Bay	1/1	7	59	8.4	42	0
11/29	JACKSONVILLE	1/1	16	33	2.1	6	0
12/06	at Seattle	1/1	9	25	2.8	6	0
12/14	ARIZONA	1/1	25	167	6.7	36	1
12/20	at Philadelphia	1/1	16	107	6.7	37	0
12/27	DETROIT	1/1	28	71	2.5	15	1
01/03	at St. Louis	1/1	23	107	4.7	34	2
2009 TOTALS		14/14	229	1120	4.9	80t	10

2010 GAME-BY-GAME STATS (SAN FRANCISCO)

DATE	OPPONENT	P/S	ATT	YDS	AVG	LG	TD
09/12	at Seattle	1/1	17	38	2.2	10	0
09/20	NEW ORLEANS	1/1	20	112	5.6	20	1
09/26	at Kansas City	1/1	15	43	2.9	6	0
10/03	at Atlanta	1/1	21	77	3.7	13	0
10/10	PHILADELPHIA	1/1	18	52	2.9	16	0
10/17	OAKLAND	1/1	25	149	6.0	64	0
10/24	at Carolina	1/1	19	102	5.4	20	0
10/31	DENVER	1/1	29	118	4.1	21	1
11/14	ST. LOUIS	1/1	22	87	4.0	23	1
11/21	TAMPA BAY	1/1	12	23	1.9	6	0
11/29	at Arizona	1/1	5	52	10.4	25	0
12/05	at Green Bay						
12/12	SEATTLE						
12/16	at San Diego						
12/26	at St. Louis						
01/02	ARIZONA						
2010 TOTALS		11/11	203	853	4.2	64	3

2011 GAME-BY-GAME STATS (SAN FRANCISCO)

DATE	OPPONENT	P/S	ATT	YDS	AVG	LG	TD
09/11	SEATTLE	1/1	22	59	2.7	16	0
09/18	DALLAS	1/1	20	47	2.4	9	1
09/25	at Cincinnati	1/1	17	42	2.5	12	0
10/02	at Philadelphia	1/0	15	127	8.5	40	1
10/09	TAMPA BAY	1/1	20	125	6.3	21	1
10/16	at Detroit	1/1	15	141	9.4	55	1
10/30	CLEVELAND	1/1	31	134	4.3	26	1
11/06	at Washington	1/1	19	107	5.6	27	0
11/13	N.Y. GIANTS	1/1	6	0	0.0	3	0
11/20	ARIZONA	1/1	24	88	3.7	14	0
11/24	at Baltimore	1/1	14	39	2.8	9	0
12/04	ST. LOUIS	1/1	21	73	3.5	20	0
12/11	at Arizona	1/1	10	72	7.2	37t	1
12/19	PITTSBURGH	1/1	18	65	3.6	13	1
12/24	at Seattle	1/1	23	83	3.6	14	0
01/01	at St. Louis	1/1	7	9	1.3	3	0
2011 TOTALS		16/15	282	1211	4.3	55	8

DATE	OPPONENT	P/S	ATT	YDS	AVG	LG	TD
01/14	NEW ORLEANS*	1/1	13	89	6.8	42	0
01/22	N.Y. GIANTS**	1/1	16	74	4.6	11	0
PLAYOFF TOTALS		2/2	29	163	5.6	42	0

* NFC Divisional game
** NFC Championship

2012 GAME-BY-GAME STATS (SAN FRANCISCO)

DATE	OPPONENT	P/S	ATT	YDS	AVG	LG	TD
09/09	at Green Bay	1/1	16	112	7.0	23t	1
09/16	DETROIT	1/1	17	89	5.2	16	1
09/23	at Minnesota	1/1	12	63	5.3	11	0
09/30	at N.Y. Jets	1/1	20	64	3.2	11	1
10/07	BUFFALO	1/1	14	106	7.6	31	0
10/14	N.Y. GIANTS	1/1	8	36	4.5	13	0
10/18	SEATTLE	1/1	16	131	8.2	37	0
10/29	at Arizona	1/1	16	55	3.4	17	0
11/11	ST. LOUIS	1/1	21	97	4.6	20t	1
11/19	CHICAGO	1/1	17	78	4.6	14	0
11/25	at New Orleans	1/1	19	83	4.4	14	0
12/02	at St. Louis	1/1	23	58	2.5	23	1
12/09	MIAMI	1/1	12	63	5.3	19	1
12/16	at New England	1/1	21	83	4.0	15	0
12/23	at Seattle	1/1	6	28	4.7	18	0
12/30	ARIZONA	1/1	20	68	3.4	9	1
2012 TOTALS		16/16	258	1214	4.7	37	8

DATE	OPPONENT	P/S	ATT	YDS	AVG	LG	TD
01/12	GREEN BAY*	1/1	23	119	5.2	26	1
01/20	at Atlanta**	1/1	21	90	4.3	11	2
02/03	BALTIMORE***	1/1	19	110	5.8	33	1
PLAYOFF TOTALS		3/3	63	319	5.1	33	4

* NFC Divisional game
** NFC Championship
*** Super Bowl XLVII

2013 GAME-BY-GAME STATS (SAN FRANCISCO)

DATE	OPPONENT	P/S	ATT	YDS	AVG	LG	TD
09/08	GREEN BAY	1/1	21	44	2.1	8	1
09/15	at Seattle	1/1	9	16	1.8	5	0
09/22	INDIANAPOLIS	1/1	11	82	7.5	22	0
09/26	at St. Louis	1/1	20	153	7.7	34t	1
10/06	HOUSTON	1/1	17	81	4.8	26	1
10/13	ARIZONA	1/1	25	101	4.0	32	0
10/20	at Tennessee	1/1	24	70	2.9	7	2
10/27	at Jacksonville	1/1	19	71	3.7	19t	2
11/10	CAROLINA	1/1	16	82	5.1	17	0
11/17	at New Orleans	1/1	13	48	3.7	24	0
11/25	at Washington	1/1	13	31	2.4	8	0
12/01	ST. LOUIS	1/1	15	42	2.8	10	1
12/08	SEATTLE	1/1	17	110	6.5	51	0
12/15	at Tampa Bay	1/1	22	86	3.9	13	0
12/23	ATLANTA	1/1	21	97	4.6	17	1
12/29	at Arizona	1/1	13	14	1.1	8	0
2013 TOTALS		16/16	276	1128	4.1	51	9

2013 GAME-BY-GAME STATS (INDIANAPOLIS)

DATE	OPPONENT	P/S	ATT	YDS	AVG	LG	TD
01/05	at Green Bay*	1/1	20	66	3.3	10t	1
01/12	at Carolina**	1/1	17	84	4.9	39	0
01/19	at Seattle***	1/1	11	14	1.3	9	0
PLAYOFF TOTALS		3/3	48	164	3.4	39	1

* NFC Wild Card game
 ** NFC Divisional game
 *** NFC Championship

2014 GAME-BY-GAME STATS (SAN FRANCISCO)

DATE	OPPONENT	P/S	ATT	YDS	AVG	LG	TD
09/07	at Dallas	1/1	16	66	4.1	20	0
09/14	CHICAGO	1/1	13	63	4.8	19	1
09/21	at Arizona	1/1	6	10	1.7	4	0
09/28	PHILADELPHIA	1/1	24	119	5.0	28	0
10/05	KANSAS CITY	1/1	18	107	5.9	14	0
10/13	at St. Louis	1/1	16	38	2.4	9	0
10/19	at Denver	1/1	9	20	2.2	7	0
11/02	ST. LOUIS	1/1	14	49	3.5	11	0
11/09	at New Orleans	1/1	23	81	3.5	11	1
11/16	at N.Y. Giants	1/1	19	95	5.0	17	0
11/23	WASHINGTON	1/1	13	36	2.8	8	0
11/27	SEATTLE	1/1	10	28	2.8	7	0
12/07	at Oakland	1/1	12	63	5.3	11	0
12/14	at Seattle	1/1	11	29	2.6	15	1
12/20	SAN DIEGO	1/1	26	158	6.1	52t	1
12/28	ARIZONA	1/1	25	144	5.8	24	0
2014 TOTALS		16/16	255	1106	4.3	52t	4

2015 GAME-BY-GAME STATS (INDIANAPOLIS)


DATE	OPPONENT	P/S	ATT	YDS	AVG	LG	TD
09/13	at Buffalo	1/1	8	31	3.9	9	0
09/21	N.Y. JETS	1/1	15	57	3.8	18	0
09/27	at Tennessee	1/1	14	86	6.1	25	2
10/04	JACKSONVILLE	1/1	17	53	3.1	22	0
10/08	at Houston	1/1	22	98	4.5	20	1
10/18	NEW ENGLAND	1/1	13	78	6.0	23	0
10/25	NEW ORLEANS	1/1	9	43	4.8	14	0
11/02	at Carolina	1/1	22	70	3.2	10	0
11/08	DENVER	1/1	28	83	3.0	17	1
11/22	at Atlanta	1/1	14	34	2.4	9	0
11/29	TAMPA BAY	1/1	19	24	1.3	5	0
12/06	at Pittsburgh	1/1	13	45	3.5	12	0
12/13	at Jacksonville	1/1	16	60	3.8	14	0
12/20	HOUSTON	1/1	16	44	2.8	12	0
12/27	at Miami	1/1	15	85	5.7	37t	2
01/03	TENNESSEE	1/1	19	76	4.0	15	0
2015 TOTALS		16/16	260	967	3.7	37t	6

2016 GAME-BY-GAME STATS (INDIANAPOLIS)

DATE	OPPONENT	P/S	ATT	YDS	AVG	LG	TD
09/11	DETROIT	1/1	14	59	4.2	9	0
09/18	at Denver	1/1	13	44	3.4	8	0
09/25	SAN DIEGO	1/1	21	82	3.9	19	1
10/02	at Jacksonville	1/1	16	68	4.3	17	1
10/09	CHICAGO	1/1	14	75	5.4	16	0
10/16	at Houston	1/1	22	106	4.8	22	0
10/23	at Tennessee	1/1	17	61	3.6	10	0
10/30	KANSAS CITY	1/1	9	37	4.1	11	0
11/06	at Green Bay	1/1	19	60	3.2	11	2
11/20	TENNESSEE	1/1	18	50	2.8	8	0
11/24	PITTSBURGH	1/1	15	28	1.9	7	0
12/05	at N.Y. Jets	1/1	20	79	4.0	19	0
12/11	HOUSTON	1/1	10	41	4.1	13	0
12/18	at Minnesota	1/1	26	101	3.9	9	0
12/24	at Oakland	1/1	13	72	5.5	13	0
01/01	JACKSONVILLE	1/1	16	62	3.9	18	0
2016 TOTALS		16/16	263	1025	3.9	22	4

2017 GAME-BY-GAME STATS (INDIANAPOLIS)

DATE	OPPONENT	P/S	ATT	YDS	AVG	LG	TD
09/10	at L.A. Rams	1/1	10	42	4.2	16	0
09/17	ARIZONA	1/1	14	46	3.3	13	1
09/24	CLEVELAND	1/1	25	57	2.3	21	1
10/01	at Seattle	1/1	12	46	3.8	14	0
10/08	SAN FRANCISCO	1/1	14	48	3.4	16	0
10/16	at Tennessee	1/1	10	49	4.9	12	0
10/22	JACKSONVILLE	1/1	9	34	3.8	7	0
10/29	at Cincinnati	1/1	16	82	5.1	15	0
11/05	at Houston	1/1	17	51	3.0	16	0
11/12	PITTSBURGH	1/1	17	54	3.2	9	0
11/26	TENNESSEE	1/1	17	62	3.6	14t	1
12/03	at Jacksonville	1/1	13	61	4.7	16	0
12/10	at Buffalo	1/1	36	130	3.6	10	0
12/14	DENVER	1/1	10	31	3.1	9	0
12/23	at Baltimore	1/1	17	68	4.0	12	0
12/31	HOUSTON	1/1	24	100	4.2	16	0
2017 TOTALS		16/16	261	961	3.7	21	3



19

JAKEEM GRANT

WIDE RECEIVER // 5-7 // 169 // TEXAS TECH '16
ACQUIRED: D6A, '16
HOMETOWN: DALLAS, TEXAS // BORN: 10/30/92
NFL: THIRD SEASON // DOLPHINS: THIRD SEASON

NFL CAREER

TRANSACTIONS:

- 6th-round pick (186th overall) by Miami in the 2016 NFL draft.

CAREER HIGHLIGHTS:

- Played in 32 career games.
- 13 receptions for 203 yards (15.6 avg.) and 2 TDs.
- 40 kickoff returns for 918 yards (23.0 avg.).
- 45 punt returns for 355 yards (7.9 avg.) and 1 TD.
- Joined RB Kenyan Drake in 2016 as the 2nd pair of Dolphins rookies to have a kickoff and punt returned for a TD in the same season. It was just the 4th time in NFL history two different rookies on the same team combined for a kickoff and punt return for TD in the same season.

2017 (MIAMI):

- Played in all 16 games.
- 13 receptions for 203 yards (15.6 avg.) and 2 TDs; 3 carries for 12 yards (4.0 avg.); 25 punt returns for 190 yards (7.6 avg.); 21 kickoff returns for 479 yards (22.8 avg.); 1 assisted special teams tackle.

AT N.Y. JETS (9/24):

- 1 reception for 12 yards.

- Reeled in his first NFL reception.

VS. NEW ENGLAND (12/11):

- 2 receptions for 42 yards (21.0 avg.) and 1 TD.
- Hauled in a 25-yard TD pass from QB Jay Cutler to give Miami a 20-10 lead.
- It was his first NFL TD reception.

AT KANSAS CITY (12/24):

- 4 receptions for 107 yards (26.8 avg.) and 1 TD.
- Scored on a 65-yard TD reception in the 2nd quarter from QB Jay Cutler.
- Totaled 101 receiving yards in the 1st half.
- It was the 1st 100-yard game of his career.

2016 (MIAMI):

- Played in all 16 games.
- 20 punt returns for 165 yards (8.3 avg.) and 1 TD; 19 kickoff returns for 439 yards (23.1 avg.); 1 carry for 1 yard; 1 solo special teams tackle.
- Joined RB Kenyan Drake as the 2nd pair of Dolphins rookies to have a kickoff and punt returned for a TD in the same season. It was just the 4th time in NFL history two different rookies on the same team combined for a kickoff and punt return for TD in the same season.

AT SEATTLE (9/11): 3 punt returns for 16 yards (5.3 avg.); 2 kickoff returns for 67 yards (33.5 avg.).

- Made his NFL debut.

VS. TENNESSEE (10/9): 1 punt return for 74 yards and 1 TD; 2 kickoff returns for 47 yards (23.5 avg.).

- His 74-yard TD was the 7th-longest punt return in team history and 3rd-longest by a rookie.

POSTSEASON:

AFC WILD CARD AT PITTSBURGH (1/8): 1 kickoff return for 18 yards.

BEFORE THE NFL

COLLEGE (TEXAS TECH):

- 4-year letterman (2012-15) and 3-year starter.

CAREER: Played in 50 games with 32 starts; 255 receptions for 3,289 yards (12.9 avg.) and 27 TDs; 33 carries for 199 yards (6.0 avg.) and 2 TDs; 87 kickoff returns for 2,169 yards (24.9 avg.) and 4 TDs.

- Left as the school's all-time leading receiver with 3,289 yards.

SENIOR (2015): Played in all 13 games with 10 starts; 90 receptions for 1,268 yards (14.1 avg.) and 10 TDs; 8 carries for 68 yards (8.5 avg.) and 2 TDs; 36 kickoff returns for 1,017 yards (26.1 avg.) and 2 TDs.

- His 181.0 all-purpose yards per game was 4th nationally, led the Big 12 and was a single-season school record.

- His 1,017 kickoff return yards were 4th nationally and led the Big 12.

- His 2 kickoff return TDs were 5th nationally and tied for the most in the Big 12.

- His 6.9 receptions per game were 2nd in the Big 12 and his 1,268 receiving yards were 4th.

- All-American as a kickoff returner/all-purpose player.

- 1st-team All-Big 12.

JUNIOR (2014): Played in all 12 games with 11 starts; 67 receptions for 938 yards (14.0 avg.) and 7 TDs; 5 carries for 35 yards (7.0 avg.); 23 kickoff returns for 515 yards (22.4 avg.).

- Led the team with 67 receptions and 938 receiving yards.

- Was the only Big 12 player with at least 900 receiving and 500 kickoff return yards.

- His 67 receptions were 4th in the Big 12.

- Honorable mention All-Big 12.

SOPHOMORE (2013): Played in 12 games with 8

starts; 65 receptions for 796 yards (12.2 avg.) and 7 TDs; 12 carries for 77 yards (6.4 avg.); 19 kickoff returns for 400 yards (21.1 avg.).

- His 65 receptions were 5th in the Big 12 and his 796 receiving yards were 6th.
- Honorable mention All-Big 12.

REDSHIRT FRESHMAN (2012): Played in all 13 games with 3 starts; 33 receptions for 287 yards (9.7 avg.) and 3 TDs; 8 carries for 19 yards (2.4 avg.); 6 kickoff returns for 237 yards (39.5 avg.) and 2 TDs.

- All-Big 12 Freshman Team.
- Redshirted in 2011.

HIGH SCHOOL (MESQUITE HS – MESQUITE, TEXAS)

- Also earned all-state honors in track and field.

SENIOR (2010): 79 receptions for 1,306 yards (16.5 avg.) and 13 TDs; 66 carries for 516 yards (7.8 avg.) and 9 TDs.

- All-state.
- All-area.

OFF THE FIELD

PERSONAL:

- **MAJOR:** Exercise and sport sciences.

JAKEEM GRANT'S NFL REGULAR SEASON STATS

YEAR	TEAM	GP	GS	RECEIVING					RUSHING				
				REC	YDS	AVG	LG	TD	ATT	YDS	AVG	LG	TD
2016	MIAMI	16	0	0	0	0.0	0	0	1	1	1.0	1	0
2017	MIAMI	16	0	13	203	15.6	65t	2	3	12	4.0	7	0
NFL TOTALS		32	0	13	203	15.6	65t	2	4	13	3.3	7	0

JAKEEM GRANT'S NFL REGULAR SEASON RETURNING STATS

YEAR	TEAM	KR	KICKOFF RETURN				PR	FC	PUNT RETURN			
			YDS	AVG	LG	TD			YDS	AVG	LG	TD
2016	MIAMI	19	439	23.1	45	0	20	3	165	8.3	74t	1
2017	MIAMI	21	479	22.8	31	0	25	11	190	7.6	27	0
NFL TOTALS		40	918	23.0	45	0	45	14	355	7.9	74t	1

JAKEEM GRANT'S NFL PLAYOFF STATS

YEAR	TEAM	GP	GS	RECEIVING					RUSHING				
				REC	YDS	AVG	LG	TD	ATT	YDS	AVG	LG	TD
2016	MIAMI	1	0	0	0	0.0	0	0	0	0	0.0	0	0
PLAYOFF TOTALS		1	0	0	0	0.0	0	0	0	0	0.0	0	0

JAKEEM GRANT'S NFL PLAYOFF RETURNING STATS

YEAR	TEAM	KR	KICKOFF RETURN				PR	FC	PUNT RETURN			
			YDS	AVG	LG	TD			YDS	AVG	LG	TD
2016	MIAMI	1	18	18.0	18	0	0	0	0	0.0	-	0
NFL TOTALS		1	18	18.0	18	0	0	0	0	0.0	-	0

ADDITIONAL STATS

Special Teams Tackles: 1 in 2016, 1 in 2017 for total of 2.

Special Teams Fumble Recoveries: 3 in 2016 and 2 in 2017 for total of 5.

SINGLE-GAME CAREER HIGHS

Receptions: 4 at Kansas City, 12/24/17
Receiving Yards: 107 at Kansas City, 12/24/17
Longest Reception: 65t at Kansas City, 12/24/17
Receiving TDs: 1 twice, last: at Kansas City, 12/24/17
Punt Returns: 4 vs. Denver, 12/3/17
Punt Return Yards: 74 vs. Tennessee, 10/9/16
Longest Punt Return: 74t vs. Tennessee, 10/9/16
Punt Return TDs: 1 vs. Tennessee, 10/9/16
Kickoff Returns: 4 at New England, 11/26/17
Kickoff Return Yards: 97 at New England, 11/26/17
Longest Kickoff Return: 45 at Seattle, 9/11/16

2016 GAME-BY-GAME STATS (MIAMI)

DATE	OPPONENT	P/S	REC	YDS	AVG	LG	TD
09/11	at Seattle	1/0	0	0	0.0	-	0
09/18	at New England	1/0	0	0	0.0	-	0
09/25	CLEVELAND	1/0	0	0	0.0	-	0
09/29	at Cincinnati	1/0	0	0	0.0	-	0
10/09	TENNESSEE	1/0	0	0	0.0	-	0
10/16	PITTSBURGH	1/0	0	0	0.0	-	0
10/23	BUFFALO	1/0	0	0	0.0	-	0
11/06	N.Y. JETS	1/0	0	0	0.0	-	0
11/13	at San Diego	1/0	0	0	0.0	-	0
11/20	at L.A. Rams	1/0	0	0	0.0	-	0
11/27	SAN FRANCISCO	1/0	0	0	0.0	-	0
12/04	at Baltimore	1/0	0	0	0.0	-	0
12/11	ARIZONA	1/0	0	0	0.0	-	0
12/17	at N.Y. Jets	1/0	0	0	0.0	-	0
12/24	at Buffalo	1/0	0	0	0.0	-	0
01/01	NEW ENGLAND	1/0	0	0	0.0	-	0
2016 TOTALS		16/0	0	0	0.0	-	0

DATE	OPPONENT	P/S	REC	YDS	AVG	LG	TD
01/08	at Pittsburgh*	1/0	0	0	0.0	-	0


* AFC Wild Card game

100-YARD RECEIVING GAMES (1)

DATE	OPPONENT	REC	YDS	AVG	LG	TD
12/24/17	at Kansas City	4	107	26.8	65t	1

2017 GAME-BY-GAME STATS (MIAMI)

DATE	OPPONENT	P/S	REC	YDS	AVG	LG	TD
09/17	at L.A. Chargers	1/0	0	0	0.0	-	0
09/24	at N.Y. Jets	1/0	1	12	12.0	12	0
10/01	NEW ORLEANS	1/0	0	0	0.0	-	0
10/08	TENNESSEE	1/0	1	-1	-1.0	-1	0
10/15	at Atlanta	1/0	1	4	4.0	4	0
10/22	N.Y. JETS	1/0	0	0	0.0	-	0
10/26	at Baltimore	1/0	0	0	0.0	-	0
11/05	OAKLAND	1/0	0	0	0.0	-	0
11/13	at Carolina	1/0	0	0	0.0	-	0
11/19	TAMPA BAY	1/0	0	0	0.0	-	0
11/26	at New England	1/0	0	0	0.0	-	0
12/03	DENVER	1/0	0	0	0.0	-	0
12/11	NEW ENGLAND	1/0	2	42	21.0	25t	1
12/17	at Buffalo	1/0	1	13	13.0	13	0
12/24	at Kansas City	1/0	4	107	26.8	65t	1
12/31	BUFFALO	1/0	3	26	8.7	13	0
2017 TOTALS		16/0	13	203	15.6	65t	2



48

MarQUEIS GRAY

TIGHT END // 6-4 // 263 // MINNESOTA '13
ACQUIRED: FA, '16
HOMETOWN: INDIANAPOLIS, IND. // BORN: 11/7/89
NFL: SIXTH SEASON // DOLPHINS: THIRD SEASON

NFL CAREER

TRANSACTIONS:

- Signed by Miami on March 31, 2016.
- Awarded off waivers to Buffalo on Nov. 20, 2014.
- Waived by Minnesota on Nov. 19, 2014.
- Awarded off waivers to Minnesota on Aug. 31, 2014.
- Waived by Cleveland on Aug. 30, 2014.
- Awarded off waivers to Cleveland on Sept. 1, 2013.
- Waived by San Francisco on Aug. 31, 2013.
- Signed by San Francisco as an undrafted college free agent on May 7, 2013.

CAREER HIGHLIGHTS:

- Played in 61 career games with 14 starts.
- 27 receptions for 328 yards (12.1 avg.).
- In 2017, became the 1st Dolphins tight end since Larry Seiple in 1969 to throw a pass, catch a pass and record a rushing attempt in the same season.

2017 (MIAMI):

- Played in all 16 games.
- 1 reception for 10 yards; 5 carries for 14 yards (2.8 avg.); 0-for-1 passing; 1 special teams tackle.

VS. TENNESSEE (10/8):

0-for-1 passing.

VS. OAKLAND (11/5):

- The rush attempt converted a 3rd-and-1 in the 2nd quarter.
- It was his first carry since his rookie season in 2013.

VS. NEW ENGLAND (12/11):

- 1 reception for 10 yards.
- Became the 1st Dolphins tight end since Larry Seiple in 1969 to throw a pass, catch a pass and record a rushing attempt in the same season.

2016 (MIAMI):

- Played in 16 games with 7 starts.
- 14 receptions for 174 yards (12.4 avg.).

VS. CLEVELAND (9/25):

- Played but did not record any stats.
- Provided a pancake block at the point of attack on RB Jay Ajayi's 11-yard game-winning TD run in overtime.

VS. PITTSBURGH (10/16):

- 3 receptions for 81 yards (27.0 avg.).

- Caught a 53-yard pass from QB Ryan Tannehill in

the 2nd quarter.

AT N.Y. JETS (12/17): 3 receptions for 28 yards (9.3 avg.); 1 kickoff return for 11 yards.

POSTSEASON:

AFC WILD CARD AT PITTSBURGH (1/8): Started but did not record any stats.

2015 (BUFFALO):

- Played in 4 games.
- Missed the rest of the season due to injury.
- Placed on injured reserve on Oct. 6.
- 1 reception for 2 yards.

VS. N.Y. GIANTS (10/4): 1 reception for 2 yards.

2014 (BUFFALO/MINNESOTA):

- Started 5 games with Buffalo.
- 8 receptions for 118 yards (14.8 avg.) with Buffalo.
- Inactive for 1 game with Buffalo.
- Awarded off waivers to Buffalo on Nov. 20.
- Waived by Minnesota on Nov. 19.
- Played in 8 games with Minnesota.
- Inactive for 2 games with Minnesota.
- 1 reception for 16 yards with Minnesota; 1 kickoff return for 14 yards with Minnesota.

VS. CLEVELAND (11/30): 2 receptions for 71 yards (35.5 avg.).

AT OAKLAND (12/21): 2 receptions for 15 yards (7.5 avg.).

AT NEW ENGLAND (12/28): 3 receptions for 35 yards (11.7 avg.).

2013 (CLEVELAND):

- Played in 12 games with 2 starts.
- Inactive for 4 games.
- 2 receptions for 8 yards (4.0 avg.); 6 carries for 43 yards (7.2 avg.).

AT MINNESOTA (9/22): Played but did not record any stats.

- Made his NFL debut.

AT KANSAS CITY (10/27): 1 reception for 5 yards.

AT NEW ENGLAND (12/8): 1 reception for 3 yards.

BEFORE THE NFL

COLLEGE (MINNESOTA):

- 4-year letterman (2009-12).

CAREER: Played in 47 games with 26 starts; 150-of-295 passing (50.8 pct.) for 2,053 yards and 14 TDs; 341 carries for 1,752 yards (5.1 avg.) and 12 TDs; 60 receptions for 766 yards (12.8 avg.) and 6 TDs.

- Started games at both quarterback and wide receiver.

SENIOR (2012): Played in 11 games with 8 starts; 34-of-59 passing (57.6 pct.) for 472 yards and 5 TDs; 72 carries for 390 yards (5.4 avg.) and 5 TDs; 12 receptions for 121 yards (10.1 avg.).

JUNIOR (2011): Played in 11 games with 10 starts; 108-of-213 passing (50.7 pct.) for 1,495 yards and 8 TDs; 199 carries for 966 yards (4.9 avg.) and 6 TDs.

- Named the starting quarterback prior to the season after previously spending time at quarterback and wide receiver.

SOPHOMORE (2010): Played in all 12 games with 7 starts; 42 receptions for 587 yards (14.0 avg.) and 5 TDs; 23 carries for 119 yards (5.2 avg.) and 1 TD; 2-of-8 passing (25.0 pct.) for 24 yards.

REDSHIRT FRESHMAN (2009): Played in 13 games with 1 start; 47 carries for 277 yards (5.6 avg.); 6-of-15 passing (40.0 pct.) for 62 yards and 1 TD; 6 receptions for 58 yards (9.7 avg.) and 1 TD.

- Redshirted in 2008.

HIGH SCHOOL (BEN DAVIS HS – INDIANAPOLIS, IND.)

- 3-year starter.

SENIOR (2007): 26-of-41 passing (63.4 pct.) for 376 yards and 3 TDs; 64 carries for 302 yards (4.7 avg.) and 4 TDs; 5 receptions for 86 yards (17.2 avg.) and 1 TD.

- Missed most of the season due to injury.

JUNIOR (2006): 73-of-140 passing (52.1 pct.) for 1,113 yards and 12 TDs; 127 carries for 603 yards (4.7 avg.) and 7 TDs.

- Honorable mention all-state.

SOPHOMORE (2005): 959 passing yards.

- Earned starting quarterback job midway through the season.

OFF THE FIELD

COMMUNITY:

- Visited military troops overseas with the Armed Forces Entertainment group in 2017-18 offseasons.

PERSONAL:

- Married with three children – two boys and a girl.
- **PRONUNCIATION:** First name is pronounced mar-KWEEES
- **MAJOR:** Youth studies.

MarQUEIS GRAY'S NFL REGULAR SEASON STATS

YEAR	TEAM	GP	GS	RECEIVING					RUSHING				
				REC	YDS	AVG	LG	TD	ATT	YDS	AVG	LG	TD
2013	CLEVELAND	12	2	2	8	4	5	0	6	43	7.2	18	0
2014	MINNESOTA	8	0	1	16	16	16	0	0	0	0	-	0
	BUFFALO	5	5	8	118	14.8	41	0	0	0	0	-	0
2015	BUFFALO	4	0	1	2	2	2	0	0	0	0	0	0
2016	MIAMI	16	7	14	174	12.4	53	0	0	0	0	0	0
2017	MIAMI	16	0	1	10	10	10	0	5	14	2.8	5	0
NFL TOTALS		61	14	27	328	12.1	53	0	11	57	5.2	18	0

MarQUEIS GRAY'S NFL PLAYOFF STATS

YEAR	TEAM	GP	GS	RECEIVING					RUSHING				
				REC	YDS	AVG	LG	TD	ATT	YDS	AVG	LG	TD
2016	MIAMI	1	1	0	0	0.0	0	0	0	0	0.0	0	0
PLAYOFF TOTALS		1	1	0	0	0.0	0	0	0	0	0.0	0	0

ADDITIONAL STATS

Special Teams Tackles: (Cleveland) 1 in 2013, (Minnesota) 2 in 2014, (Miami) 3 in 2016 and 1 in 2017 for total of 7.

Miscellaneous Tackles: (Cleveland) 1 in 2013.

Miscellaneous Fumble Recoveries: (Miami) 1 in 2016.

Kickoff Returns: (Minnesota) 1 for 14 yards in 2014, (Miami) 1 for 11 yards in 2016 for total of 2 for 25 yards.

Passing: (Miami) 0 for 1 in 2017.

SINGLE-GAME CAREER HIGHS

Receptions: 3 3 times, last: at N.Y. Jets, 12/17/16

Receiving Yards: 81 vs. Pittsburgh, 10/16/16

Longest Rec.: 53 vs. Pittsburgh, 10/16/16

2013 GAME-BY-GAME STATS (CLEVELAND)

DATE	OPPONENT	P/S	REC	YDS	AVG	LG	TD
09/08	MIAMI						INACTIVE
09/15	at Baltimore						INACTIVE
09/22	at Minnesota	1/0	0	0	0.0	-	0
09/29	CINCINNATI	1/0	0	0	0.0	-	0
10/03	BUFFALO	1/0	0	0	0.0	-	0
10/13	DETROIT	1/0	0	0	0.0	-	0
10/20	at Green Bay	1/0	0	0	0.0	-	0
10/27	at Kansas City	1/0	1	5	5.0	5	0
11/03	BALTIMORE	1/0	0	0	0.0	-	0
11/17	at Cincinnati						INACTIVE
11/24	PITTSBURGH						INACTIVE
12/01	JACKSONVILLE	1/0	0	0	0.0	-	0
12/08	at New England	1/0	1	3	3.0	3	0
12/15	CHICAGO	1/0	0	0	0.0	-	0
12/22	at N.Y. Jets	1/1	0	0	0.0	-	0
12/29	at Pittsburgh	1/1	0	0	0.0	-	0
2013 TOTALS		12/2	2	8	4.0	5	0

2014 GAME-BY-GAME STATS (BUFFALO/MINNESOTA)

DATE	OPPONENT	P/S	REC	YDS	AVG	LG	TD
09/17	at St. Louis		INACTIVE				
09/14	NEW ENGLAND	1/0	0	0	0.0	-	0
09/21	at New Orleans	1/0	0	0	0.0	-	0
09/28	ATLANTA	1/0	0	0	0.0	-	0
10/02	at Green Bay	1/0	1	16	16.0	16	0
10/12	DETROIT	1/0	0	0	0.0	-	0
10/19	at Buffalo	1/0	0	0	0.0	-	0
10/26	at Tampa Bay	1/0	0	0	0.0	-	0
11/02	WASHINGTON	1/0	0	0	0.0	-	0
11/16	at Chicago		INACTIVE				
MINNESOTA TOTALS	8/0		1	16	16.0	16	0
11/24	N.Y. JETS		INACTIVE				
11/30	CLEVELAND	1/1	2	71	35.5	41	0
12/07	at Denver	1/1	0	0	0.0	-	0
12/14	GREEN BAY	1/1	1	7	7.0	7	0
12/21	at Oakland	1/1	2	15	7.5	9	0
12/28	at New England	1/1	3	25	8.3	10	0
BUFFALO TOTALS	5/5		8	118	14.8	41	0
2014 TOTALS	13/5		9	134	14.9	41	0

2015 GAME-BY-GAME STATS (BUFFALO)

DATE	OPPONENT	P/S	REC	YDS	AVG	LG	TD
09/13	INDIANAPOLIS	1/0	0	0	0.0	-	0
09/20	NEW ENGLAND	1/0	0	0	0.0	-	0
09/27	at Miami	1/0	0	0	0.0	-	0
10/04	N.Y. GIANTS	1/0	1	2	2.0	2	0
10/11	at Tennessee		INJURED RESERVE				
10/18	CINCINNATI		INJURED RESERVE				
10/25	at Jacksonville		INJURED RESERVE				
11/08	BUFFALO		INJURED RESERVE				
11/12	at N.Y. Jets		INJURED RESERVE				
11/23	at New England		INJURED RESERVE				
11/29	at Kansas City		INJURED RESERVE				
12/06	HOUSTON		INJURED RESERVE				
12/13	at Philadelphia		INJURED RESERVE				
12/20	at Washington		INJURED RESERVE				
12/27	DALLAS		INJURED RESERVE				
01/03	N.Y. JETS		INJURED RESERVE				
2015 TOTALS	4/0		1	2	2.0	2	0

2016 GAME-BY-GAME STATS (MIAMI)

DATE	OPPONENT	P/S	REC	YDS	AVG	LG	TD
09/11	at Seattle	1/0	0	0	0.0	-	0
09/18	at New England	1/0	0	0	0.0	-	0
09/25	CLEVELAND	1/0	0	0	0.0	-	0
09/29	at Cincinnati	1/0	0	0	0.0	-	0
10/09	TENNESSEE	1/1	0	0	0.0	-	0
10/16	PITTSBURGH	1/1	3	81	27.0	53	0
10/23	BUFFALO	1/1	0	0	0.0	-	0
11/06	N.Y. JETS	1/1	2	10	5.0	6	0
11/13	at San Diego	1/0	2	18	9.0	9	0
11/20	at L.A. Rams	1/0	1	5	5.0	5	0
11/27	SAN FRANCISCO	1/1	2	12	6.0	7	0
12/04	at Baltimore	1/0	0	0	0.0	-	0
12/11	ARIZONA	1/0	0	0	0.0	-	0
12/17	at N.Y. Jets	1/1	3	28	9.3	19	0
12/24	at Buffalo	1/1	1	20	20.0	20	0
01/01	NEW ENGLAND	1/0	0	0	0.0	-	0
2016 TOTALS	16/7		14	174	12.4	53	0

DATE	OPPONENT	P/S	REC	YDS	AVG	LG	TD
01/08	at Pittsburgh*	1/0	0	0	0.0	-	0

* AFC Wild Card game

2017 GAME-BY-GAME STATS (MIAMI)

DATE	OPPONENT	P/S	REC	YDS	AVG	LG	TD
09/17	at L.A. Chargers	1/0	0	0	0.0	-	0
09/24	at N.Y. Jets	1/0	0	0	0.0	-	0
10/01	NEW ORLEANS	1/0	0	0	0.0	-	0
10/08	TENNESSEE	1/0	0	0	0.0	-	0
10/15	at Atlanta	1/0	0	0	0.0	-	0
10/22	N.Y. JETS	1/0	0	0	0.0	-	0
10/26	at Baltimore	1/0	0	0	0.0	-	0
11/05	OAKLAND	1/0	0	0	0.0	-	0
11/13	at Carolina	1/0	0	0	0.0	-	0
11/19	TAMPA BAY	1/0	0	0	0.0	-	0
11/26	at New England	1/0	0	0	0.0	-	0
12/03	DENVER	1/0	0	0	0.0	-	0
12/11	NEW ENGLAND	1/0	1	10	10.0	10	0
12/17	at Buffalo	1/0	0	0	0.0	-	0
12/24	at Kansas City	1/0	0	0	0.0	-	0
12/31	BUFFALO	1/0	0	0	0.0	-	0
2017 TOTALS	16/0		1	10	10.0	10	0



2

MATT HAACK

PUNTER // 6-0 // 202 // ARIZONA STATE '17
 ACQUIRED: FA, '17
 HOMETOWN: WEST DES MOINES, IOWA // BORN: 7/25/94
 NFL: SECOND SEASON // DOLPHINS: SECOND SEASON

NFL CAREER

TRANSACTIONS:

- Signed by Miami as an undrafted college free agent on May 5, 2017.

CAREER HIGHLIGHTS:

- Played in 16 career games.
- 83 punts for 3,695 yards (44.5 avg.).
- 1 solo special teams tackle.
- Set a single-game team record with 7 punts inside the 20-yard line on Dec. 3, 2017 vs. Denver:

MOST PUNTS INSIDE THE 20 (DOLPHINS SINGLE-GAME)

PLAYER	DATE	OPP	PI20
1. MATT HAACK	12/3/17	VS. DENVER	7
2. Brandon Fields	12/22/13	at Buffalo	6
Tom Hutton	1/9/00*	at Seattle	6
4. MATT HAACK	10/8/17	VS. TENNESSEE	5
Matt Darr	11/22/15	vs. Dallas	5
Brandon Fields	11/20/11	vs. Buffalo	5
Matt Turk	11/16/03	vs. Baltimore	5
Matt Turk	1/6/02	vs. Buffalo	5

*AFC Wild Card game

2017 (MIAMI):

- Played in all 16 games.
- 83 punts for 3,695 yards (44.5 avg.) and a 40.7 net average.
- His 30 punts inside the 20-yard line were tied for 8th in the NFL and led all rookie punters.

VS. TENNESSEE (10/8): 9 punts for 459 yards (51.0 avg.) and a 49.4 net average.

- His 5 punts inside the 20-yard line were the most by a Dolphins punter since P Matt Darr had 5 on Nov. 22, 2015 vs. Dallas.

VS. DENVER (12/3): 9 punts for 386 yards (42.9 avg.) and a 41.0 net average.

- His 7 punts inside the 20-yard line set a team record.
- Had 1 punt that resulted in a safety after he pinned Denver inside its own 5-yard line and LB Chase Allen forced a fumble that was recovered by Denver in its own end zone.

AT BUFFALO (12/17): 4 punts for 187 yards (46.8 avg.) and a 41.3 net average.

- Recovered a K Cody Parkey onside kick with 39 seconds remaining.

BEFORE THE NFL

COLLEGE (ARIZONA STATE):

- 4-year letterman (2013-16).

CAREER: Played in 44 games; 209 punts for 8,991 yards (43.0 avg.) and 73 punts inside the 20; 2 solo tackles; 1-of-1 passing for 27 yards; 1 rush for 7 yards.

- 52 punts of 50+ yards.
- His 43.0 yards per punt average was tied for 4th in school history.

SENIOR (2016): Played in all 12 games; 66 punts for 2,897 yards (43.9 avg.) and 21 punts inside the 20; 1 carry for 7 yards.

- 16 punts of 50+ yards.
- His 44.4 yard net average was 6th-best in FBS.
- 2nd-team All-Pac 12.
- Finalist for the William V. Campbell Trophy (top scholar-athlete in the nation).

JUNIOR (2015): Played in all 13 games; 74 punts for 3,186 yards (43.1 avg.) and 32 punts inside the 20; 1-of-1 passing for 27 yards; 1 solo tackle.

- 19 punts of 50+ yards.
- His 43.1 gross average was 5th-best in FBS.
- His 32 punts inside the 20 were 2nd in the nation and led the Pac-12.
- His 2 touchbacks were tied for the lowest in the nation by a full-time punter.

SOPHOMORE (2014): Played in all 13 games; 53 punts for 2,296 yards (43.3 avg.) and 17 punts inside the 20.

- 14 punts of 50+ yards.

TRUE FRESHMAN (2013): Played in 6 games; 16 punts for 612 yards (38.3 avg.) and 3 punts inside the 20; 1 solo tackle.

- 3 punts of 50+ yards.

HIGH SCHOOL (DOWNING HS – WEST DES MOINES, IOWA)

- Also played wide receiver.

SENIOR (2012):

- 1st-team all-state.
- Helped his team reach the state quarterfinals.

OFF THE FIELD

PERSONAL:

- **PRONUNCIATION:** Last name is pronounced HAWK.
- **MAJOR:** Sports business and media.

MATT HAACK'S NFL REGULAR SEASON STATS

YEAR	TEAM	GP	PUNT	YDS	AVG	LG	OPP RET	YDS	NET AVG	TB	IN 20
2017	MIAMI	16	83	3695	44.5	64	35	220	40.7	5	30
NFL TOTALS		16	83	3695	44.5	64	35	220	40.7	5	30

ADDITIONAL STATS

Special Teams Tackles: 1 in 2017.

Onside Kick Recoveries: 1 in 2017.

SINGLE-GAME CAREER HIGHS

Punts: 9 Twice, last: vs. Denver, 12/3/17

Punt Yards: 459 vs. Tennessee, 10/8/17

Punts Inside the 20: 7 vs. Denver, 12/3/17



NFL CAREER

TRANSACTIONS:

- 1st-round pick (22nd overall) by Miami in the 2017 NFL draft.

CAREER HIGHLIGHTS:

- Played in 16 career games with 2 starts.
- 19 tackles (15 solo), 2 sacks, 2 passes defended and 1 fumble recovery.

2017 (MIAMI):

- Played in all 16 games with 2 starts.
- 19 tackles (15 solo), 2 sacks, 1 fumble recovery and 2 passes defended.

AT L.A. CHARGERS (9/17): 1 solo tackle and 1 quarterback hit.

- Made NFL debut.

VS. TENNESSEE (10/8): 1 solo tackle, 1 sack and 1 pass defended.

- Sacked QB Matt Cassel for a loss of 8 yards on 3rd-and-9 with 3:42 left in the game for his first career sack.

- Broke up a pass intended for RB DeMarco Murray on 3rd-and-5 in the 2nd quarter, forcing a punt.

AT KANSAS CITY (12/24): 2 solo tackles and 1 sack.

- Sacked QB Alex Smith for a loss of 3 yards in the 3rd quarter.

BEFORE THE NFL

COLLEGE (MISSOURI):

- 3-year letterman (2014-16) and 2-year starter.

CAREER: Played in 38 career games with 25 starts; 136 tackles (80 solo), 18 sacks, 5 passes defended, 5 forced fumbles and 1 fumble recovery.

- Finished his career tied for 7th in school history with 18 sacks and 11th with 34.5 tackles for loss.

JUNIOR (2016): Started all 12 games; 61 tackles (35 solo), 9 sacks, 2 passes defended, 4 forced fumbles and 1 fumble recovery.

- His 9 sacks, 12 tackles for loss and 10 quarterback hurries led the team.

- When he left, his 9 sacks were tied for the 9th-most in a single season in school history.

- 2nd-team All-SEC.

SOPHOMORE (2015): Started all 12 games; 56 tackles (32 solo), 7 sacks, 1 pass defended and 2 forced fumbles.

- His 18 tackles for loss led the SEC.

- 2nd-team All-SEC.

REDSHIRT FRESHMAN (2014): Played in all 14 games with 1 start; 19 tackles (13 solo), 2 sacks, 2 passes defended and 1 forced fumble.

- Redshirted in 2013.

HIGH SCHOOL (LINCOLN PREP HS – KANSAS CITY, MO.)

- Did not start playing football until his junior year.
- Played defensive end and tight end.

- Also played basketball.

- 1st-team All-Interscholastic League and Player of the Year (2011-12) in basketball.

SENIOR (2012): 60 tackles, 12 sacks and 2 forced fumbles; 15 receptions for 285 yards (19.0 avg.) and 5 TDs.

- 3rd-team All-Kansas City metro at defensive end.

- League Defensive MVP.

JUNIOR (2011): 40 tackles and 6 sacks.

- 1st-team all-state.

OFF THE FIELD

PERSONAL:

- **MAJOR:** Biology.

CHARLES HARRIS' NFL REGULAR SEASON STATS

YEAR	TEAM	GP	GS	TACKLES					INTERCEPTIONS					FUMBLES	
				TOT	SOLO	ASST	SK	YDS	INT	YDS	LG	TD	PD	FF	FR
2017	MIAMI	16	2	19	15	4	2.0	11.0	0	0	0	0	2	0	1
NFL TOTALS		16	2	19	15	4	2.0	11.0	0	0	0	0	2	0	1


SINGLE-GAME CAREER HIGHS

Tackles: 3 Twice, last: at Buffalo, 12/17/17

Sacks: 1 Twice, last: at Kansas City, 12/24/17

Passes Defended: 1 Twice, last: at Carolina, 11/13/17

Fumble Recoveries: 1 vs. Oakland, 11/5/17



95

WILLIAM HAYES

DEFENSIVE END // 6-3 // 265 // WINSTON-SALEM STATE '08
ACQUIRED: T, '17 (LAR)
HOMETOWN: HIGH POINT, N.C. // BORN: 5/2/85
NFL: 11TH SEASON // DOLPHINS: SECOND SEASON

NFL CAREER

TRANSACTIONS:

- Traded from the L.A. Rams to Miami on March 10, 2017.
- Signed by St. Louis as an unrestricted free agent from Tennessee on April 6, 2012.
- 4th-round pick (103rd overall) by Tennessee in the 2008 NFL draft.

CAREER HIGHLIGHTS:

- Played in 134 career games with 46 starts.
- 332 tackles (241 solo), 35.5 sacks, 1 interception, 6 passes defended, 7 forced fumbles and 5 fumble recoveries.
- Ranks among the top 25 active NFL defensive linemen in several career statistical categories: stuffs (7th/48.5), games played (T-17th/134), tackles (T-18th/332) and sacks (25th/35.5).

2017 (MIAMI):

- Played in 10 games.
- Inactive for 1 game.
- Missed the remainder of the season after being placed on injured reserve on Nov. 28.
- 19 tackles (14 solo) and 1 sack.

AT L.A. CHARGERS (9/17): 2 tackles (1 solo) and 1 sack.

- Sacked QB Philip Rivers for a loss of 8 yards on 3rd-and-1 in the 2nd quarter.
- Made Dolphins debut.
- Served as a game captain.

VS. TENNESSEE (10/8): 3 solo tackles.

AT ATLANTA (10/15): 3 solo tackles.

2016 (L.A. RAMS):

- Started 14 games.
- Inactive for 2 games.
- 43 tackles (31 solo) and 5 sacks.

VS. SEATTLE (9/18): 5 tackles (1 solo) and 1 sack.

- Sacked QB Russell Wilson for a loss of 8 yards in the 3rd quarter.

VS. ATLANTA (12/11): 4 tackles (3 solo) and 1 sack.

- Sacked QB Matt Ryan on the final play of the 1st half.

AT SEATTLE (12/15): 6 tackles (2 solo) and 1 sack.

- Sacked Wilson on a 2nd-and-10 in the 1st quarter.

2015 (ST. LOUIS):

- Played in all 16 games with 11 starts.
- 53 tackles (36 solo), 5.5 sacks and 2 forced fumbles.

VS. CLEVELAND (10/25): 3 tackles (2 solo), 2 sacks and 2 forced fumbles.

- His 2 forced fumbles tied for the NFL's single-game high in 2015.
- Strip-sacked QB Josh McCown on the 2nd drive of the game, creating a turnover that led to a Rams field goal.
- Strip-sacked McCown again as Cleveland was driving into Rams territory in the 4th quarter, forcing a turnover.

VS. CHICAGO (11/15): 4 tackles (2 solo) and 0.5 sacks.

AT SEATTLE (12/27): 9 tackles (7 solo) and 3 sacks.

- Brought down QB Russell Wilson on a 3rd-and-8 in the 2nd quarter that forced a Seattle punt.
- It was the 5th multi-sack game of his career.

2014 (ST. LOUIS):

- Played in all 16 games with 9 starts.
- 42 tackles (33 solo), 4 sacks, 1 forced fumble and 1 fumble recovery.

AT KANSAS CITY (10/26): 4 tackles (3 solo) and 1 fumble recovery.

- Recovered a fumble by RB Jamaal Charles in the 2nd quarter.

AT SAN FRANCISCO (11/2): 3 tackles (2 solo) and 2 sacks.

- Sacked QB Colin Kaepernick twice in the 1st half.

VS. OAKLAND (11/30): 6 solo tackles, 1 sack and 1 forced fumble.

- Sacked QB Derek Carr for a loss of 8 yards in the 3rd quarter.
- Forced a fumble by RB Marcel Reece in the 3rd quarter that was recovered by the Rams.

2013 (ST. LOUIS):

- Played in 14 games.
- Inactive for 2 games.
- 28 tackles (21 solo), 5 sacks, 1 interception, 3 passes defended and 2 fumble recoveries.

VS. ARIZONA (9/8): 3 solo tackles and 1 sack.

- Sacked QB Carson Palmer on Arizona's final possession, keeping the Cardinals from getting into field goal range.

AT INDIANAPOLIS (11/10): 1 solo tackle, 1 interception and 1 pass defended.

- Intercepted QB Matt Hasselbeck in the 4th quarter for his 1st career interception.

VS. TAMPA BAY (12/22): 1 solo tackle and 2 fumble recoveries.

- Recovered a fumble in the 2nd quarter that led to a Rams TD drive.
- Recovered another fumble in the 4th quarter that led to a field goal and made it a 2-score game.

2012 (ST. LOUIS):

- Played in all 16 games.
- 35 tackles (29 solo), 7 sacks, 2 passes defended and 1 fumble recovery.

VS. ARIZONA (10/4): 2 assisted tackles, 0.5 sacks and 1 fumble recovery.

- Recovered a QB Kevin Kolb fumble forced by DE Robert Quinn to end Arizona's final possession and seal the victory.

VS. SAN FRANCISCO (12/2): 3 tackles (2 solo) and 1.5 sacks.

AT TAMPA BAY (12/23): 4 tackles (3 solo), 2 sacks and 1 pass defended.

2011 (TENNESSEE):

- Played in 10 games with 1 start.
- Inactive for 6 games.
- 16 tackles (11 solo) and 1.5 sacks.

AT JACKSONVILLE (9/11): 2 solo tackles and 1 sack.

AT CAROLINA (11/13): 1 assisted tackle and 0.5 sacks.

AT HOUSTON (1/1): 5 tackles (4 solo).

2010 (TENNESSEE):

- Played in 14 games.
- Inactive for 2 games.
- 32 tackles (25 solo), 1.5 sacks and 1 forced fumble.

VS. PHILADELPHIA (10/24): 4 tackles (3 solo).

AT HOUSTON (11/28): 4 solo tackles, 1 sack and 1 forced fumble.

VS. JACKSONVILLE (12/5): 7 tackles (3 solo) and 0.5 sacks.

2009 (TENNESSEE):

- Played in all 16 games with 11 starts.
- 50 tackles (30 solo), 4 sacks and 2 forced fumbles.

VS. INDIANAPOLIS (10/11): 3 tackles (2 solo).

- Made his 1st NFL start.

AT SAN FRANCISCO (11/8): 3 tackles (2 solo), 1.5 sacks and 1 forced fumble.

VS. BUFFALO (11/15): 3 tackles (2 solo), 1 sack and 1 forced fumble.

- Sacked QB Trent Edwards on a 3rd-and-9 to force a punt in a 1-score game in the 4th quarter.

2008 (TENNESSEE):

- Played in 8 games.
- Inactive for 8 games.
- 14 tackles (11 solo), 1 sack, 1 pass defended, 1 forced fumble and 1 fumble recovery.

AT CINCINNATI (9/14): Played but did not record

any stats.

- Made NFL debut.

VS. HOUSTON (9/21): 3 solo tackles.

VS. PITTSBURGH (12/21): 3 tackles (2 solo), 1 sack, 1 forced fumble and 1 fumble recovery.

- Strip-sacked QB Ben Roethlisberger in the 2nd quarter to create a turnover that led to a Titans TD.

POSTSEASON:

AFC DIVISIONAL VS. BALTIMORE (1/10): Played but did not record any stats.

BEFORE THE NFL

COLLEGE (WINSTON-SALEM STATE):

- 4-year letterman (2004-07) and 2-year starter.

CAREER: Played in 30 games with 24 starts; 150 tackles (80 solo), 15 sacks, 1 interception, 9 passes defended, 7 forced fumbles and 4 fumble recoveries.

SENIOR (2007): Started all 11 games; 78 tackles (46 solo), 8.5 sacks, 3 passes defended, 7 forced fumbles and 4 fumble recoveries.

- His 8.5 sacks and 7 forced fumbles led the team.

JUNIOR (2006): Played in all 11 games with 9 starts; 57 tackles (25 solo), 6.5 sacks, 1 interception, 5 passes defended and 2 fumble recoveries.

- His 6.5 sacks led the team.

SOPHOMORE (2005): Played in 3 games with 2 starts; 7 tackles (6 solo).

REDSHIRT FRESHMAN (2004): Played in 5 games with 2 starts; 8 tackles (3 solo) and 1 pass defended.

- Redshirted in 2003.

HIGH SCHOOL (ANDREWS HS – HIGH POINT, N.C.)

- Played defensive end, linebacker and tight end.

SENIOR (2002):

- Helped his school win a conference title.

OFF THE FIELD

COMMUNITY:

- Has participated in numerous team community events such as school visits, Taste of the NFL, Hayes for the Holidays, Big Plays Little Wishes to benefit Big Brothers Big Sisters, Urban League Turkey Distribution and the All-Community Team Ticket program.
- In July 2015, he spent a night homeless with Rams teammate Chris Long to give the 2 players the experience of not having a place to live or food to eat for 24 hours.
- Spoke to students at Miami Norland Senior HS in May 2017.

PERSONAL:

- **MAJOR:** Sports management.

WILLIAM HAYES' NFL REGULAR SEASON STATS

YEAR	TEAM	GP	GS	TACKLES					INTERCEPTIONS					FUMBLES	
				TOT	SOLO	ASST	SK	YDS	INT	YDS	LG	TD	PD	FF	FR
2008	TENNESSEE	8	0	14	11	3	1.0	1.0	0	0	0	0	1	1	1
2009	TENNESSEE	16	11	50	30	20	4.0	41.5	0	0	0	0	0	2	0
2010	TENNESSEE	14	0	32	25	7	1.5	17.5	0	0	0	0	0	1	0
2011	TENNESSEE	10	1	16	11	5	1.5	8.5	0	0	0	0	0	0	0
2012	ST. LOUIS	16	0	35	29	6	7.0	28.5	0	0	0	0	2	0	1
2013	ST. LOUIS	14	0	28	21	7	5.0	24.0	1	5	5	0	3	0	2
2014	ST. LOUIS	16	9	42	33	9	4.0	32.0	0	0	0	0	0	1	1
2015	ST. LOUIS	16	11	53	36	17	5.5	36.0	0	0	0	0	0	2	0
2016	L.A. RAMS	14	14	43	31	12	5.0	28.0	0	0	0	0	0	0	0
2017	MIAMI	10	0	19	14	5	1.0	8.0	0	0	0	0	0	0	0
NFL TOTALS		134	46	332	241	91	35.5	225.0	1	5	5	0	6	7	5

WILLIAM HAYES' NFL PLAYOFF STATS


YEAR	TEAM	GP	GS	TACKLES					INTERCEPTIONS					FUMBLES	
				TOT	SOLO	ASST	SK	YDS	INT	YDS	LG	TD	PD	FF	FR
2008	TENNESSEE	1	0	0	0	0	0.0	0.0	0	0	0	0	0	0	0
NFL TOTALS		1	0	0	0	0	0.0	0.0	0	0	0	0	0	0	0

ADDITIONAL STATS

Special Teams Tackles: (Tennessee) 1 in 2009.

SINGLE-GAME CAREER HIGHS

Tackles: 9 at Seattle, 12/27/15
Sacks: 3 at Seattle, 12/27/15
Interceptions: 1 at Indianapolis, 11/10/13
Passes Defensed: 1 6 times, last: at Arizona, 12/8/13
Forced Fumbles: 2 vs. Cleveland, 10/25/15
Fumble Recoveries: 2 vs. Tampa Bay, 12/22/13



25

XAVIEN HOWARD

CORNERBACK // 6-1 // 192 // BAYLOR '16
ACQUIRED: D2, '16
HOMETOWN: HOUSTON, TEXAS // BORN: 7/4/93
NFL: THIRD SEASON // DOLPHINS: THIRD SEASON

NFL CAREER

TRANSACTIONS:

- 2nd-round pick (38th overall) by Miami in the 2016 NFL draft.

CAREER HONORS:

- AFC Defensive Player of the Week (vs. New England, 12/11/17).

CAREER HIGHLIGHTS:

- Played in 23 career games with 22 starts.
- 88 tackles (71 solo), 1 sack, 4 interceptions, 19 passes defended and 1 forced fumble; 1 interception return for a TD.
- Became 1st player in Dolphins history to have multiple interceptions in consecutive games when he had two interceptions in games vs. Denver on 12/3/17 and vs. New England on 12/11/17.
- Was 1 of just 4 NFL players to post at least 5 passes defended in a game in the 2017 season when he had 5 passes defended vs. Denver on 12/3/17.
- On 12/11/17 vs. New England, he became 1st player to intercept Patriots QB Tom Brady twice in the same game since Indianapolis' Mike Adams on Nov. 16, 2014.

2017 (MIAMI):

- Started all 16 games.
- 48 tackles (42 solo), 1 sack, 4 interceptions and 13 passes defended.
- His 4 interceptions were tied for 8th in the AFC and 12th in the NFL.

VS. DENVER (12/3):

- 1 tackle, 2 interceptions and 5 passes defended.
- Intercepted QB Trevor Siemian and returned it 30 yards for a TD in the 2nd quarter.
- Picked off Siemian again in the 4th quarter.
- It was the first 2 regular-season interceptions of his career.
- Was 1 of just 4 NFL players to post at least 5 passes defended in a game in the 2017 season.

VS. NEW ENGLAND (12/11):

- 2 interceptions.
- Intercepted QB Tom Brady on 3rd-and-10 in the 1st quarter.
- Picked off Brady again on 3rd-and-16 in the 3rd quarter and returned the ball 29 yards.

- Became 1st player in Dolphins history to have multiple interceptions in consecutive games.
- Became 1st player to intercept Brady twice in the same game since Indianapolis' Mike Adams on Nov. 16, 2014.

AT BUFFALO (12/17):

- 4 solo tackles and 1 sack.
- Sacked QB Tyrod Taylor for a loss of 11 yards in the 3rd quarter, the first sack of his career.

HONORS:

- AFC Defensive Player of the Week (vs. New England, 12/11).

2016 (MIAMI):

- Played in 7 games with 6 starts.
- Inactive for 9 games.
- 40 tackles (29 solo), 6 passes defended and 1 forced fumble.

AT SEATTLE (9/11):

- 11 tackles (6 solo).
- Started in his NFL debut.
- Became 1st Dolphins rookie to start Week 1 at cornerback since Sean Smith (2009).
- His 11 tackles were a season high.

VS. CLEVELAND (9/25):

- 6 solo tackles, 1 pass defended and 1 forced fumble.
- Forced a fumble from WR Ricardo Lewis in the 3rd quarter.

AT N.Y. JETS (12/17):

- 3 solo tackles and 3 passes defended.

POSTSEASON:

AFC WILD CARD AT PITTSBURGH (1/8):

- 5 tackles (3 solo), 1 interception and 2 passes defended.
- Broke up a pass intended for WR Antonio Brown on 3rd-and-10 in the 4th quarter.
- Intercepted QB Ben Roethlisberger on 3rd-and-8 and returned it 11 yards in the 4th quarter.
- Became the 2nd rookie in team history to record an interception in a playoff game (Troy Vincent, 1992).

BEFORE THE NFL

COLLEGE (BAYLOR):

- 3-year letterman (2013-15) and 2-year starter.

CAREER:

- Played in 39 games with 26 starts; 98 tackles (84 solo), 1.5 sacks, 10 interceptions, 33 passes defended, 1 forced fumble and 1 fumble recovery.
- Part of the most successful 4-year span in school history, winning two conference titles (2013-14), two bowl games and compiling 40 wins.

OFF THE FIELD

COMMUNITY:

- Cheered on participants at the 7th annual Dolphins Cancer Challenge in February 2017.
- Helped surprise 100 underprivileged children with their own beds from Ashley HomeStore in 2017.
- Annually participates in the AARP Foundation Million Meal Pack to pack more than 1 million meals in a single day for older adults in the South Florida community.
- Helped spearhead a clothing and food drive for Hurricane Harvey victims in his hometown of Houston.
- Hosted a youth football camp in his hometown in 2018.

PERSONAL:

- Has 2 daughters.
- **PRONUNCIATION:** First name is pronounced EX-ay-vee-n.
- **MAJOR:** Health, kinesiology and leisure studies.

JUNIOR (2015): Started all 13 games; 42 tackles (37 solo), 5 interceptions, 15 passes defended and 1 fumble recovery.

- His 5 interceptions led the team
- Consensus 1st-team All-Big 12.

SOPHOMORE (2014): Started all 13 games; 51 tackles (42 solo), 1.5 sacks, 4 interceptions and 13 passes defended.

- His 17 passes defended were 2nd in the Big 12 and 11th nationally.
- His 4 interceptions were tied for 3rd in the Big 12.
- Honorable mention All-Big 12.

REDSHIRT FRESHMAN (2013): Played all 13 games; 5 solo tackles, 1 interception, 1 pass defended and 1 forced fumble.

- Redshirted in 2011.

HIGH SCHOOL (WHEATLEY HS – HOUSTON, TEXAS)

- Played defensive back and quarterback.
- Also participated in basketball and ran track.

SENIOR (2011): 32 solo tackles, 9 interceptions and 33 pass breakups.

- Returned 2 interceptions for TDs.
- 1st-team all-state

XAVIEN HOWARD'S NFL REGULAR SEASON STATS


YEAR	TEAM	GP	GS	TACKLES					INTERCEPTIONS					FUMBLES	
				TOT	SOLO	ASST	SK	YDS	INT	YDS	LG	TD	PD	FF	FR
2016	MIAMI	7	6	40	29	11	0.0	0.0	0	0	0	0	6	1	0
2017	MIAMI	16	16	48	42	6	1.0	11.0	4	71	30t	1	13	0	0
NFL TOTALS		23	22	88	71	17	1.0	11.0	4	71	30t	1	19	1	0

XAVIEN HOWARD'S NFL PLAYOFF STATS

YEAR	TEAM	GP	GS	TACKLES					INTERCEPTIONS					FUMBLES	
				TOT	SOLO	ASST	SK	YDS	INT	YDS	LG	TD	PD	FF	FR
2016	MIAMI	1	1	5	3	2	0.0	0.0	1	11	11	0	2	0	0
NFL TOTALS		1	1	5	3	2	0.0	0.0	1	11	11	0	2	0	0

SINGLE-GAME CAREER HIGHS

Tackles:	11	at Seattle, 9/11/16
Sacks:	1	at Buffalo, 12/17/17
Interceptions:	2	twice, last: vs. New England, 12/11/17
Passes Defended:	5	vs. Denver, 12/3/17
Forced Fumbles:	1	vs. Cleveland, 9/25/16



70

JA'WUAN JAMES

TACKLE // 6-6 // 312 // TENNESSEE '14

ACQUIRED: D1, '14

HOMETOWN: SUWANEE, GA. // BORN: 6/3/92

NFL: FIFTH SEASON // DOLPHINS: FIFTH SEASON

NFL CAREER

TRANSACTIONS:

- 1st-round pick (19th overall) by Miami in the 2014 NFL draft.

CAREER HIGHLIGHTS:

- Started 47 games.
- Became the 8th rookie offensive lineman in team history to start all 16 games in a season when he did so in 2014.

2017 (MIAMI):

- Started 8 games at right tackle.
- Missed 8 games after being placed on injured reserve on Nov. 11.

AT L.A. CHARGERS (9/17):

- Blocked for RB Jay Ajayi, who rushed for 122 yards, snapping the Chargers' streak of 17 straight games without allowing a 100-yard rusher.

AT ATLANTA (10/15):

- Protected QB Jay Cutler, who completed 19-of-33 passes (57.6 pct.) for 151 yards and 2 TDs.
- The o-line did not give up a sack.
- RB Jay Ajayi rushed for 130 yards.

VS. N.Y. JETS (10/22):

- Helped QB Matt Moore engineer the 5th 4th-quarter comeback of his career as Miami QBs combined to pass for 326 yards and 4 TDs.

2016 (MIAMI):

- Started all 16 games at right tackle.
- Helped RB Jay Ajayi eclipse the 1,000-yard mark (1,272 rushing yards) for the 1st time in his career.
- Ajayi's 1,272 rushing yards were 3rd in Dolphins history.

VS. PITTSBURGH (10/16):

- Blocked for RB Jay Ajayi, who rushed for 204 yards for his first 100-yard effort.

VS. BUFFALO (10/23):

- Helped RB Jay Ajayi rush for 214 yards, his 2nd straight 200-yard game.

AT BUFFALO (12/24):

- Blocked for RB Jay Ajayi's 3rd 200-yard effort of the season, as he rushed 32 times for 206 yards in the victory.

POSTSEASON:

AFC WILD CARD AT PITTSBURGH (1/8): Started

at right tackle.

2015 (MIAMI):

- Started 7 games at right tackle.
- Inactive for 9 games.
- Helped QB Ryan Tannehill throw for 4,208 yards, the 9th-best mark in the NFL.
- Allowed just 1.5 sacks on the season.

2014 (MIAMI):

- Started all 16 games.
- Started 9 games at right tackle and 7 at left tackle.
- Became the 8th rookie offensive lineman in team history to start all 16 games in a season.
- Helped RB Lamar Miller top the 1,000-yard mark (1,099 rushing yards.) for the 1st time in his career.
- Protected QB Ryan Tannehill as he threw for 4,045 passing yards, the most by a Dolphins QB since 1994 (Dan Marino, 4,453).
- The offense had a 1,000-yard rusher and 4,000-yard passer in the same season for the 1st time.

HONORS:

- NFL.com's Midseason All-Rookie Team.

BEFORE THE NFL

COLLEGE (TENNESSEE):

- 4-year starter (2010-13).

CAREER:

- Started all 49 games at right tackle.
- His 49 starts were the most in school history by an offensive lineman.

SENIOR (2013):

- Started all 12 games at right tackle.
- All-American honorable mention.
- 2nd-team All-SEC.
- Team captain.

JUNIOR (2012):

- Started all 12 games at right tackle.
- 1st-team All-SEC.

SOPHOMORE (2011):

- Started all 12 games at right tackle.
- 2nd-team All-SEC.

TRUE FRESHMAN (2010):

- Started all 13 games at right tackle.
- SEC All-Freshman Team.

HIGH SCHOOL (NORTH GWINNETT HS – SUWANEE, GA.)

SENIOR (2009): Helped his team to the state quarterfinals.

OFF THE FIELD

COMMUNITY:

- Participated in the Miami Dolphins "All-Community Team" program under the group name "Ja'Wuan's Zone Blockers," and purchased tickets, food vouchers, T-shirts and parking to each of the team's regular season home games and donated them to a charitable organization.

PERSONAL:

- Participated in the Stephen Ross externship at Hard Rock Stadium during the 2017 offseason.
- Named after former NBA player and current Miami Heat assistant coach Juwan Howard.
- **PRONUNCIATION:** First name is pronounced JUH-wan.
- **MAJOR:** Arts and sciences.

JA'WUAN JAMES' NFL REGULAR SEASON STATS

GAMES/STARTS: 2014: 16/16, 2015: 7/7, 2016: 16/16, 2017: 8/8

NFL TOTALS: 47/47

JA'WUAN JAMES' NFL PLAYOFF STATS

GAMES/STARTS: 2016: 1/1

PLAYOFF TOTALS: 1/1



NFL CAREER

TRANSACTIONS:

- 5th-round pick (163rd overall) by Miami in the 2010 NFL draft.

CAREER HONORS:

- 2017 Pro Bowl selection.
- Ike Taylor's Defensive Back of the Week (vs. Pittsburgh, 10/16/16).
- 2015 Pro Bowl selection.
- Co-recipient of the 2015 Dan Marino Team MVP Award (WR Jarvis Landry).
- No. 64 on the NFL Network Top 100 list in 2015.
- Peter King (MMQB) Defensive Player of the Week (vs. San Diego, 11/2/14).

CAREER HIGHLIGHTS:

- Played in 110 career games with 96 starts.
- 664 tackles (514 solo), 10.5 sacks, 18 interceptions, 45 passes defended, 3 forced fumbles and 7 fumble recoveries; 3 interception returns for TDs; 2 fumble returns for TDs.
- 13 special teams tackles (11 solo).
- His 5 defensive TDs are the 2nd-most in Dolphins history:

MOST DEFENSIVE TOUCHDOWNS IN DOLPHINS HISTORY

PLAYER	YEARS	DEF. TDs
1. Jason Taylor	1997-2007; 2009; 2011	9
2. RESHAD JONES*	2010-17	5
3. Dick Anderson	1968-77	4
Terrell Buckley	1995-99; 2003	4
Zach Thomas	1996-2007	4

- His 10.5 career sacks are 2nd in team history for most sacks among defensive backs:

MOST CAREER SACKS BY A DOLPHINS DEFENSIVE BACK

PLAYER	YEARS	SACKS
1. Jeremiah Bell	2004-11	11.0
2. RESHAD JONES*	2010-17	10.5
3. Patrick Surtain	1998-2004	6.5
4. Liffort Hobley	1987-93	6.0
5. Jerry Wilson	1996-2000	5.5

- His 122 tackles in 2017 led all NFL safeties and ranked No. 6 in the AFC and No. 12 in the NFL among all players:

2017 NFL TACKLE LEADERS (SAFETIES)

PLAYER	TEAM	TOTAL	SOLO	ASST
1. RESHAD JONES	MIAMI	122	94	28
2. Keanu Neal	Atlanta	113	81	32
3. Landon Collins	N.Y. Giants	99	74	25
4. Jahleel Addae	L.A. Chargers	96	66	30
5. Matthias Farley	Indianapolis	95	58	37
Jordan Poyer	Buffalo	95	63	32

- Was the only NFL player to have 2 fumble recoveries for TDs in 2017.
- Voted by teammates to be a season-long captain in 2016.
- His 135 tackles led all NFL defensive backs in 2015:

2015 NFL TACKLE LEADERS (DEFENSIVE BACKS)

PLAYER	TEAM	TOTAL	SOLO	ASST
1. RESHAD JONES	MIAMI	135	106	29
2. Corey Graham	Buffalo	122	91	31
3. Mark Barron	St. Louis	113	76	37
Barry Church	Dallas	113	75	38
5. Deone Bucannon	Arizona	109	90	19

- Became 1st player in team history to record at least 100 tackles, 4 interceptions and 2 sacks in a season when he did so in 2015.
- His 5 interceptions in 2015 were the most by a Dolphins safety in a single season since 2002 (Brock Marion).
- Became the 1st player in team history to record an interception for a TD in consecutive games (at Tennessee, 10/18/15 and vs. Houston, 10/25/15).

2017 (MIAMI):

- Started all 16 games.
- 122 tackles (94 solo), 1.5 sacks, 2 interceptions, 5 passes defended and 3 fumble recoveries; 2 fumble recovery TDs.
- His 122 tackles led all NFL safeties and ranked No. 6 in the AFC and No. 12 in the NFL among all players.
- Was the only NFL player to have 2 fumble recoveries for TDs.

VS. TENNESSEE (10/8):

- 7 tackles (6 solo), 0.5 sacks and 2 fumble recoveries.
- Recovered a QB Matt Cassel fumble that was forced by LB Kiko Alonso and returned it 38 yards for a TD to put Miami up 10-0 in the 1st quarter.
- It was his 1st career fumble recovery for a TD.
- Also recovered a RB DeMarco Murray fumble

that was forced by DT Davon Godchaux in the 1st quarter.

- Split a sack with DE Cameron Wake for a loss of 9 yards on 3rd-and-9, forcing Tennessee to punt in the 3rd quarter.

AT ATLANTA (10/15): 7 tackles (5 solo), 1 interception and 1 pass defended.

- Intercepted a QB Matt Ryan pass intended for TE Austin Hooper with 47 seconds remaining to seal the game for Miami.
- Also served as a game captain.

AT NEW ENGLAND (11/26): 13 tackles (10 solo) and 1 fumble recovery.

- Returned a fumble 14 yards for a 2nd quarter TD after a premature snap by the Patriots.
- It was the 5th defensive TD of Jones' career and his 2nd of the season.

PRO BOWL:

- Selected to start the Pro Bowl for the 2nd time in his career.
- Extended the team's streak to 20 consecutive seasons with a defensive player selected.
- Became the 4th Dolphins safety to earn multiple Pro Bowl selections, joining Jake Scott (5 times; 1971-75), Dick Anderson (3; 1972-74) and Brock Marion (3; 2000, 2003-04).

2016 (MIAMI):

- Started 6 games.
- Missed 10 games after being placed on injured reserve on Oct. 19.
- 51 tackles (31 solo), 0.5 sacks, 1 interception and 4 passes defended.
- Voted by teammates to be a season-long captain.

AT SEATTLE (9/11): 12 tackles (6 solo) and 1 pass defended.

VS. CLEVELAND (9/25): 10 tackles (9 solo), 0.5 sacks and 1 pass defended.

- Split a sack of QB Cody Kessler with DT Ndamukong Suh for a loss of 0.5 yards.

VS. PITTSBURGH (10/16): 5 tackles (4 solo), 1 interception and 1 pass defended.

- Intercepted a QB Ben Roethlisberger pass, returning it 17 yards.

HONORS:

- Ike Taylor's Defensive Back of the Week (vs. Pittsburgh, 10/16)

2015 (MIAMI):

- Started all 16 games.
- 135 tackles (106 solo), 2 sacks, 5 interceptions, 10 passes defended and 1 fumble recovery; 2 interception returns for TDs.
- Became 1st player in team history to record at least 100 tackles, 4 interceptions and 2 sacks in a season.
- His 5 interceptions were the most by a Dolphins safety in a single season since 2002 (Brock Marion).
- His 135 tackles led all NFL defensive backs.
- Became the 1st player in team history to record an interception for a TD in consecutive games (at Tennessee, 10/18 and vs. Houston, 10/25).

AT JACKSONVILLE (9/20): 11 tackles (8 solo).

- Along with LB Jelani Jenkins, recorded double-

digit tackles for the 2nd consecutive week, which marked the 1st time a Dolphins player recorded double-digit tackles in the first 2 weeks of the season since LB Zach Thomas in 2007.

AT TENNESSEE (10/18): 8 tackles (5 solo) and 1 interception.

- His 30-yard interception return for a TD in the 3rd quarter was the 2nd score of his NFL career.

VS. HOUSTON (10/25): 8 solo tackles and 1 interception.

- Returned an interception of QB Brian Hoyer 23 yards for a TD in the 2nd quarter.
- Became 1st player in team history to record an interception return for a TD in consecutive games.

PRO BOWL:

- Earned his 1st Pro Bowl selection and was chosen to start the game.
- Joined CB Brent Grimes on the roster and marked the 1st time since following the 2003 season (CB Patrick Surtain and S Brock Marion) the Dolphins had two defensive backs selected to the Pro Bowl in the same season.
- Became the 1st Dolphins safety to earn a Pro Bowl selection since S Yeremiah Bell following the 2009 season.
- Became the 6th safety in team history to go to the Pro Bowl.

HONORS:

- Co-recipient of the Dan Marino Team MVP Award (WR Jarvis Landry).
- No. 64 on the NFL Network Top 100 list.

2014 (MIAMI):

- Started 12 games.
- Missed the first 4 games due to suspension.
- 79 tackles (70 solo), 7 passes defended, 3 interceptions, 1 sack and 1 forced fumble.

AT CHICAGO (10/19): 7 solo tackles, 1 interception and 2 passes defended.

- Intercepted QB Jay Cutler and returned it 50 yards in the 2nd quarter.

VS. SAN DIEGO (11/2): 5 solo tackles and 1 interception.

- Intercepted QB Philip Rivers and returned it 16 yards in the 2nd quarter.

AT N.Y. JETS (12/1): 10 tackles (9 solo) and 1 interception.

- Intercepted QB Geno Smith near midfield to end a Jets comeback attempt on their final snap of the game.

HONORS:

- Peter King (MMQB) Defensive Player of the Week (vs. San Diego, 11/2).

2013 (MIAMI):

- Started all 16 games.
- 107 tackles (84 solo), 1.5 sacks, 1 interception and 4 passes defended; 1 interception return for a TD.

AT INDIANAPOLIS (9/15): 9 tackles (6 solo) and 0.5 sacks.

VS. BALTIMORE (10/6): 3 solo tackles and 1 interception.

- Intercepted QB Joe Flacco and returned it 25 yards for the 1st TD of his career.

- It was the 1st interception return for a TD by a Dolphins safety since Brock Marion on Jan. 6, 2002.

VS. BUFFALO (10/20): 10 tackles (9 solo) and 1 sack.

2012 (MIAMI):

- Started all 16 games.
- 95 tackles (74 solo), 1 sack, 4 interceptions, 9 passes defended, 2 forced fumbles and 2 fumble recoveries.

VS. OAKLAND (9/18): 3 solo tackles and 1 interception.

- Intercepted QB Carson Palmer and returned it 8 yards.

AT CINCINNATI (10/7): 7 tackles (3 solo) and 1 interception.

- Intercepted QB Andy Dalton at midfield with 1:30 left in the game to secure the win.

VS. BUFFALO (12/23): 2 solo tackles, 1 interception and 2 fumble recoveries.

- Recovered a WR Steve Johnson fumble and returned it 24 yards, which led to a Dolphins TD in the 1st quarter.
- Recovered a fumble by QB Ryan Fitzpatrick in the 3rd quarter.
- Intercepted QB Ryan Fitzpatrick on Buffalo's final snap of the game, sealing the victory.

2011 (MIAMI):

- Played in 15 games with 12 starts.
- Inactive for 1 game.
- 62 tackles (45 solo), 2 sacks, 1 interception and 4 passes defended.
- 5 special teams tackles (4 solo).

VS. NEW ENGLAND (9/12): 12 tackles (8 solo) and 1 pass defended.

- Led the team in tackles.

VS. HOUSTON (9/18): 6 tackles (4 solo) and 1 sack.

- Sacked QB Matt Schaub for a 10-yard loss.

AT BUFFALO (12/18): 5 tackles (4 solo) and 1 interception.

- Intercepted QB Ryan Fitzpatrick and returned it 1 yard.

2010 (MIAMI):

- Played in 13 games with 2 starts.
- Inactive for 3 games.
- 14 tackles (11 solo), 1 sack, 1 interception and 2 passes defended.
- 7 solo special teams tackles and 1 special teams fumble recovery.

AT BUFFALO (9/12): Played but did not record any stats.

- Made his NFL debut.

VS. TENNESSEE (10/14): 2 solo tackles, 1 sack and 1 interception.

- Sacked QB Vince Young for a 10-yard loss for his 1st career sack.
- Reeled in his 1st career interception when he picked off Young in the end zone for a touchback with 3:28 left to seal the victory.

VS. CHICAGO (11/18): 5 tackles (4 solo).

- Made his 1st NFL start.

BEFORE THE NFL

COLLEGE (GEORGIA):

- 3-year letterman (2007-09) and 2-year starter.

CAREER: Played in 39 games with 27 starts; 206 tackles (129 solo), 11 interceptions and 22 passes defended.

- Became the 8th player in school history since 1950 to lead the team in interceptions in consecutive seasons.

JUNIOR (2009): Started all 13 games; 73 tackles (44 solo), 4 interceptions, 11 passes defended and 1 forced fumble.

- His 4 interceptions led the team.

- 2nd-team All-SEC.

- Won school's Most Improved Player Award.

SOPHOMORE (2008): Played in all 13 games with 12 starts; 76 tackles (45 solo), 5 interceptions, 8 passes defended and 1 fumble recovery; 2 punt returns for 38 yards (19.0 avg.)

- His 5 interceptions led the team and were tied for 4th in the SEC.

- 2nd-team All-SEC.

- 2nd-team Sophomore All-American.

- Won school's Most Improved Defensive Back Award.

REDSHIRT FRESHMAN (2007): Played in all 13 games with 2 starts; 57 tackles (40 solo), 2 interceptions and 3 passes defended.

- Won the school's Most Improved Defensive Back Award.

- Redshirted in 2006.

HIGH SCHOOL (BOOKER T. WASHINGTON HS – ATLANTA, GA.)

- Played safety, running back and wide receiver.
- Also lettered in track and basketball.

SENIOR (2005): 82 tackles and 2 interceptions; Scored 15 TDs on offense.

- All-state.

- Georgia Defensive Player of the Year.

JUNIOR (2004): 71 tackles and 10 interceptions.

OFF THE FIELD

COMMUNITY:

- Participated in numerous team events, such as the Miami Dolphins Foundation Fishing Tournament, Kids and Fins Publix Shopping Spree, and taking local students to Dave & Buster's.
- Purchased game tickets and donated them to local charities.
- Donated money to help purchase toys and meals for families for the holidays.
- Participated in the Dolphins Cancer Challenge Celebrity Golf Tournament in April 2017.

PERSONAL:

- Participated in the 3-day Stephen Ross externship in New York in July 2016.

- **MAJOR:** Housing.

RESHAD JONES' NFL REGULAR SEASON STATS

YEAR	TEAM	GP	GS	TACKLES					INTERCEPTIONS					FUMBLES	
				TOT	SOLO	ASST	SK	YDS	INT	YDS	LG	TD	PD	FF	FR
2010	MIAMI	13	2	14	11	3	1.0	10.0	1	0	0	0	2	0	1
2011	MIAMI	15	12	62	45	17	2.0	14.0	1	1	1	0	4	0	0
2012	MIAMI	16	16	94	73	21	1.0	5.0	4	28	15	0	9	2	2
2013	MIAMI	16	16	107	84	23	1.5	9.0	1	25	25t	1	4	0	0
2014	MIAMI	12	12	79	70	9	1.0	8.0	3	62	50	0	7	1	0
2015	MIAMI	16	16	135	106	29	2.0	13.0	5	104	42	2	10	0	1
2016	MIAMI	6	6	51	31	20	0.5	0.5	1	17	17	0	4	0	0
2017	MIAMI	16	16	122	94	28	1.5	4.5	2	15	15	0	5	0	3
NFL TOTALS		110	96	664	514	150	10.5	64.0	18	252	50	3	45	3	7

ADDITIONAL STATS

Special Teams Tackles: 7 in 2010, 5 in 2011, 1 in 2014 for total of 13.

Punt Returns: 1 for 0 yards in 2012.

Kickoff Returns: 2 for 43 yards in 2015.

Defensive Touchdowns: 25-yard interception return vs. Baltimore (10/6/13); 30-yard interception return at Tennessee (10/18/15); 23-yard interception return vs. Houston (10/25/15); 39-yard fumble return vs. Tennessee (10/8/17); 14-yard fumble return at New England (11/26/17) for total of 5.

SINGLE-GAME CAREER HIGHS

Tackles: 15 at Kansas City, 12/24/16

Sacks: 1 9 times, last: vs. Buffalo, 12/31/17

Interceptions: 1 18 times, last: vs. Oakland, 11/5/17

Passes Defensed: 2 4 times, last: vs. Houston, 10/25/15

Forced Fumbles: 1 3 times, last: vs. N.Y. Jets, 12/28/14

Fumble Recoveries: 2 twice, last: vs. Tennessee, 10/18/17



67

DANIEL KILGORE

CENTER // 6-3 // 291 // APPALACHIAN STATE '08
ACQUIRED: T, '18 (5F)
HOMETOWN: KINGSFORT, TENN. // BORN: 12/18/87
NFL: EIGHTH SEASON // DOLPHINS: FIRST SEASON

NFL CAREER

TRANSACTIONS:

- Traded from San Francisco to Miami on March 15, 2018.
- 5th-round pick (163rd overall) by San Francisco in the 2011 NFL draft.

CAREER HONORS:

- 2012 Madden Most Valuable Protectors Award, recognizing the best offensive line in the NFL.

CAREER HIGHLIGHTS:

- Played in 74 career games with 39 starts.
- Has allowed just 7.75 sacks and flagged for only 9 penalties.
- Appeared in 6 postseason games and participated in 2 NFC Championship contests.
- Played in Super Bowl XLVII with San Francisco at the end of the 2012 season.

2017 (SAN FRANCISCO):

- Started all 16 games at center.
- Committed just 4 penalties.
- Helped San Francisco win 5 consecutive games and 6 of their last 7 contests to finish the season.
- Did not allow a sack and was flagged just once during that 7-game span.

AT SEATTLE (9/17):

- Blocked for a rushing attack that totaled 159 yards on 19 carries (8.37 avg.), the 3rd-highest average against the Seahawks all-time and the 6th highest single-game average in 49ers history.

VS. N.Y. GIANTS (11/12):

- Helped the offense total a season-high 474 yards in the 31-21 victory.

VS. JACKSONVILLE (12/24):

- Helped the team score a season-high 44 points and win their 4th straight game.

2016 (SAN FRANCISCO):

- Started 13 games at center.
- Missed the final 3 games of the season after being placed on injured reserve on Dec. 13.
- Allowed just 1.5 sacks and was flagged only 3 times.

VS. N.Y. JETS (12/11):

- Helped the offense total 248 rushing yards, the most by the 49ers in a game since Dec. 20, 2014

vs. San Diego (355).

- Averaged 9.2 yards per carry, which was the 2nd-highest single-game average in 49ers history.

2015 (SAN FRANCISCO):

- Played in 5 games with 3 starts at center.
- Missed the first 11 games of the season after he was placed on the physically unable to perform list on Aug. 31 and activated on Dec. 5.
- Allowed 0.75 sacks and was not flagged for any penalties.

2014 (SAN FRANCISCO):

- Started 7 games at center.
- Missed the rest of the season after being placed on injured reserve on Oct. 25.
- Allowed just 1 sack and did not commit any penalties.

AT DALLAS (9/7):

- Made his 1st career start.

2013 (SAN FRANCISCO):

- Played in all 16 games.
- Did not allow a sack or commit any penalties.

POSTSEASON:

NFC WILD CARD AT GREEN BAY (1/5): Played but did not record any stats.

NFC DIVISIONAL AT CAROLINA (1/12): Played but did not record any stats.

NFC CHAMPIONSHIP AT SEATTLE (1/19): Played but did not record any stats.

2012 (SAN FRANCISCO):

- Played in all 16 games.
- Did not allow a sack and was flagged for just 2 penalties.

POSTSEASON:

NFC DIVISIONAL VS. GREEN BAY (1/12): Played but did not record any stats.

NFC CHAMPIONSHIP AT ATLANTA (1/20): Played but did not record any stats.

SUPER BOWL XLVII VS. BALTIMORE (2/3): Played but did not record any stats.

HONORS:

- Madden Most Valuable Protectors Award, recognizing the best offensive line in the NFL.

2011 (SAN FRANCISCO):

- Played in 1 game.

- Inactive for 14 games.
 - Dressed but did not play 1 game.
- VS. PITTSBURGH (12/19):** Played but did not record any stats.
- Made his NFL debut.

BEFORE THE NFL

COLLEGE (APPALACHIAN STATE):

- 4-year letterman (2007-10) and 2-year starter.

CAREER: Played in 48 games with 29 starts.

- Started 16 games at right guard and 13 at left tackle.

SENIOR (2010): Started all 13 games at left tackle.

- College Sports News All-American.
- 1st-team All-Southern Conference

JUNIOR (2009): Played in 12 games.

SOPHOMORE (2008): Started all 14 games at right guard.

REDSHIRT FRESHMAN (2007): Played in 9 games with 2 starts at right guard.

- Also saw action at tight end.
- Helped his school win the FCS national championship.
- Redshirted in 2006.

HIGH SCHOOL (DOBYNS-BENNETT HS – KINGSFORT, TENN.)

- 3-year starter at center.

- Also played baseball, basketball, wrestling and threw shot put.

SENIOR (2005):

- 1st-team all-state.

OFF THE FIELD

COMMUNITY:

- Has participated in several 49ers charitable events, such as a breast cancer fashion show and elementary school visits.
- Sponsored the Tribe Games for each of the past 5 years in his hometown of Kingsport, Tenn., which is a series of athletic competitions for special needs kids.
- Coached youth football on the weekends while in San Francisco.

PERSONAL:


- Served as a student-teacher at Hardin Park Elementary School in Boone, N.C. working with special-education students in adaptive physical education classes.
- Aspires to be a coach and special-education teacher following his NFL career.
- **MAJOR:** Physical education and adaptive physical education.

DANIEL KILGORE'S NFL REGULAR SEASON STATS

GAMES/STARTS: 2011: 1/0, 2012: 16/0, 2013: 16/0, 2014: 7/7, 2015: 5/3, 2016: 13/13, 2017: 16/16 **NFL TOTALS: 74/39**

DANIEL KILGORE'S NFL PLAYOFF STATS

GAMES/STARTS: 2012: 3/0, 2013: 3/0 **PLAYOFF TOTALS: 6/0**



62

TED LARSEN

CENTER/GUARD // 6-3 // 323 // NC STATE '10

ACQUIRED: UFA, '17 (CHI.)

HOMETOWN: PALM HARBOR, FLA. // BORN: 6/13/87

NFL: NINTH SEASON // DOLPHINS: SECOND SEASON

NFL CAREER

TRANSACTIONS:

- Signed by Miami as an unrestricted free agent from Chicago on March 10, 2017.
- Signed by Chicago as an unrestricted free agent from Arizona on March 31, 2016.
- Signed by Arizona as an unrestricted free agent from Tampa Bay on March 12, 2014.
- Awarded off waivers to Tampa Bay on Sept. 5, 2010.
- Waived by New England on Sept. 4, 2010.
- 6th-round pick (205th overall) by New England in the 2010 NFL draft.

CAREER HIGHLIGHTS:

- Played in 110 career games with 73 starts.

2017 (MIAMI):

- Started 8 games at left guard.
- Inactive for 1 game.
- Missed 7 games after being placed on injured reserve on Sept. 4 and activated on Nov. 4.
- 1 miscellaneous tackle.

AT CAROLINA (11/13):

- Started at left guard.
- Made Dolphins debut.

VS. DENVER (12/3):

- Started at left guard.
- Blocked for RB Kenyan Drake, who rushed 23 times for 120 yards (5.2 avg.) and 1 TD.
- It was the 1st 100-yard rushing game of Drake's career.

VS. NEW ENGLAND (12/11):

- Started at left guard.
- Blocked for RB Kenyan Drake, who rushed 25 times for 114 yards (4.6 avg.)
- It was the 2nd 100-yard rushing game of Drake's career and the 1st time he rushed for 100 yards in back-to-back games.

2016 (CHICAGO):

- Played in all 16 games with 8 starts, all at right guard.
- 1 miscellaneous tackle.
- Allowed just a half-sack the entire season.
- Helped team finish 5th in the NFL with a 5.90 yards per play average.
- Part of an offensive line that blocked for the 3rd-most prolific passing attack (3,969 net passing yards) in team history.

- Paved the way for the team's 4.57 rushing average, the 6th-best in the NFL.

2015 (ARIZONA):

- Started 10 games.
- Started 7 games at right guard and 3 at left guard.
- Inactive for 3 games.
- Dressed but did not play 3 games.
- Did not get flagged for holding all season.
- Helped team finish with the No. 1 offense in the NFL for the 1st time in franchise history and set franchise records for points (489) and TDs (59).

POSTSEASON:

NFC DIVISIONAL VS. GREEN BAY (10/16): Started at right guard.

NFC CHAMPIONSHIP AT CAROLINA (1/24): Started at right guard.

2014 (ARIZONA):

- Started all 16 games.
- Started 14 games at left guard and 2 at right guard.
- 2 miscellaneous tackles.
- The offense allowed just 28 sacks on the season, tied for 6th-fewest in the league.

VS. SAN DIEGO (9/8):

- Started at left guard.
- Made Cardinals debut.

POSTSEASON:

NFC WILD CARD AT CAROLINA (1/3): Started at left guard.

2013 (TAMPA BAY):

- Played in all 16 games with 4 starts.
- Started 3 games at left guard and 1 at center.
- Did not allow a sack in his 4 starts.
- 1 miscellaneous tackle.

2012 (TAMPA BAY):

- Played in all 16 games with 13 starts.
- Started 9 games at center and 4 at right guard.
- Allowed just a half-sack the entire season.

AT OAKLAND (11/4):

- Started at center for the 1st time in his career.
- Helped the offense amass 515 yards from scrimmage, the 2nd-most in a single game in team history at the time.

2011 (TAMPA BAY):

- Played in all 16 games with 3 starts, all at left guard.
- Was penalized just once all season.

2010 (TAMPA BAY/NEW ENGLAND):

- Played in 12 games with 11 starts, all at left guard, for Tampa Bay.
- Awarded to Tampa Bay off waivers on Sept. 5.
- Waived by New England on Sept. 4.
- Spent the offseason and training camp with New England.

VS. NEW ORLEANS (10/17): Played but did not record any stats.

- Made NFL debut.

VS. ST. LOUIS (10/24): Started at left guard.

- Made 1st NFL start.

BEFORE THE NFL

COLLEGE (NC STATE):

- 4-year letterman (2006-09) and 2-year starter.

CAREER: Played in 48 games with 30 starts.

- Spent first two seasons playing defense and totaled 52 tackles (36 solo), 5 sacks, 1 pass defensed and 1 forced fumble.
- Moved from defensive tackle to center after his sophomore season (2007).

SENIOR (2009): Started all 12 games at center.

- 2nd-team All-ACC.

JUNIOR (2008): Started all 13 games at center.

- Won the school's Most Outstanding Offensive Lineman Award.

- Moved from defensive tackle to center.

SOPHOMORE (2007): Played in 12 games with 2 starts at defensive tackle; 22 tackles (18 solo), 3 sacks, 1 pass defensed and 1 forced fumble.

REDSHIRT FRESHMAN (2006): Played in 11 games with 3 starts at defensive tackle; 30 tackles (18 solo) and 2 sacks.

- Redshirted in 2005.

HIGH SCHOOL (UNIVERSITY HS – PALM HARBOR, FLA.)

- Played defensive line.

• Also competed in the shot put and discus during track season.

SENIOR (2004): 65 tackles, 8 sacks and 1 blocked kick.

- District Player of the Year.

- 1st-team all-county.

JUNIOR (2003):

- 85 tackles and 15 sacks.

- 2nd-team all-county.

OFF THE FIELD

COMMUNITY:

- Pulled 3 teenagers to safety after their kayaks capsized from choppy waters in the Gulf of Mexico in April 2011.

PERSONAL:

- Is a private pilot in his spare time.

- **MAJOR:** History and economics.

TED LARSEN'S NFL REGULAR SEASON STATS

GAMES/STARTS: (Tampa Bay) 2010: 12/11, 2011: 16/3, 2012: 16/13, 2013: 16/4, (Arizona) 2014: 16/16, 2015: 10/10, (Chicago) 2016: 16/8, (Miami) 2017: 8/8 **NFL TOTALS: 110/73**

TED LARSEN'S NFL PLAYOFF STATS

GAMES/STARTS: (Arizona) 2014: 1/1, 2015: 2/2 **NFL TOTALS: 3/3**



28

BOBBY McCAIN

CORNERBACK // 5-11 // 192 // MEMPHIS '15
ACQUIRED: D5A, '15
HOMETOWN: OXFORD, ALA. // BORN: 8/18/93
NFL: FOURTH SEASON // DOLPHINS: FOURTH SEASON

NFL CAREER

TRANSACTIONS:

- 5th-round pick (145th overall) by Miami in the 2015 NFL draft.

CAREER HIGHLIGHTS:

- Played in 48 career games with 19 starts.
- 111 tackles (84 solo), 2 sacks, 3 interceptions, 17 passes defended and 1 forced fumble.
- 11 special teams tackles (8 solo).

2017 (MIAMI):

- Played in all 16 games with 7 starts.
- 45 tackles (33 solo), 1 sack, 2 interceptions and 7 passes defended.
- 3 solo special teams tackles.

VS. N.Y. JETS (10/22): 2 solo tackles, 1 interception and 1 pass defended.

- Intercepted QB Josh McCown and returned it 6 yards to the Jets 17-yard line with 47 seconds left, setting up K Cody Parkey's 39-yard game-winning field goal.

AT NEW ENGLAND (11/26): 2 tackles (1 solo), 1 interception and 1 pass defended.

- Intercepted QB Tom Brady on a third-and-8 in the 2nd quarter.
- It was just the 3rd interception of Brady's season up until that point (Week 12).

VS. DENVER (12/3): 3 solo tackles, 1 sack and 3 passes defended.

- Deflected a QB Trevor Siemian pass that was intercepted by S T.J. McDonald on Denver's 1st possession of the game.
- Sacked Siemian for a loss of 13 yards with 11 seconds left in the game.

2016 (MIAMI):

- Played in all 16 games with 8 starts.
- 44 tackles (32 solo), 1 sack, 1 interception, 6 passes defended and 1 forced fumble.
- 2 special teams tackles (1 solo).

AT CINCINNATI (9/29): 4 tackles (2 solo), 1 sack and 1 pass defended.

- Sacked QB Andy Dalton for a loss of 11 yards for the 1st sack of his career.

VS. N.Y. JETS (11/6): 3 solo tackles, 1 interception and 1 pass defended.

- Intercepted QB Ryan Fitzpatrick in the end zone

in the 4th quarter for his 1st career interception.
VS. NEW ENGLAND (1/1): 6 tackles (5 solo) and 1 pass defended.

POSTSEASON:

AFC WILD CARD AT PITTSBURGH (1/8): 2 assisted tackles.

2015 (MIAMI):

- Played in all 16 games with 4 starts.
- 22 tackles (19 solo).
- 6 special teams tackles (4 solo).

AT WASHINGTON (9/13): Played but did not record any stats.

- Made his NFL debut.

AT PHILADELPHIA (11/15): 2 tackles (1 solo) and 1 pass defended.

- Made his 1st NFL start.

VS. BALTIMORE (12/6): 7 solo tackles and 1 pass defended.

BEFORE THE NFL

COLLEGE (MEMPHIS):

- 4-year starter (2011-14).

CAREER: Played in 45 games with 43 starts; 136 tackles (108 solo), 1.5 sacks, 12 interceptions, 27 passes defended, 3 fumble recoveries and 1 forced fumble; 42 kickoff returns for 1,061 yards (25.3 avg.).

- Returned four interceptions for TDs.

• Finished career tied for 5th in school history with 12 interceptions and 2nd with 246 interception return yards.

SENIOR (2014): Started all 13 games; 46 tackles (38 solo), 5 interceptions, 9 passes defended and 1 fumble recovery; 13 kickoff returns for 326 yards (25.1 avg.).

- Returned 1 interception for a TD.

- 1st-team All-AAC.

JUNIOR (2013): Started 9 games; 25 tackles (21 solo), 6 interceptions, 10 passes defended and 2 fumble recoveries; 1 kickoff return for 14 yards.

- Returned 2 interceptions for TDs.

SOPHOMORE (2012): Started all 12 games.

- 36 tackles (26 solo), 1.5 sacks and 3 passes defended; 28 kickoff returns for 721 yards (25.8 avg.).

TRUE FRESHMAN (2011): Played in 11 games with 9 starts; 29 tackles (23 solo), 1 interception, 5 passes defended and 1 forced fumble.

- Returned 1 interception for a TD.

passes defended.

HIGH SCHOOL (OXFORD HS – OXFORD, ALA.)

- Played both sides of the ball.
- Also lettered in baseball, playing outfield and catcher.

SENIOR (2010): 35 tackles and 1 interception; 25 receptions for 378 yards (15.1 avg.) and 3 TDs; 28 carries for 212 yards (7.6 avg.) and 6 TDs; 10-of-21 passing (47.6 pct.) for 221 yards.

JUNIOR (2009): 39 tackles, 1 interception and 6

OFF THE FIELD

COMMUNITY:

- Participated in the Ashley HomeStore Hope to Dream sleepover event, surprising 100 underprivileged children with their own bed.
- Participated in the 2018 Miami Dolphins Business Combine.

PERSONAL:

- **MAJOR:** Sports & leisure management.

BOBBY McCAIN'S NFL REGULAR SEASON STATS

YEAR	TEAM	GP	GS	TACKLES					INTERCEPTIONS					FUMBLES	
				TOT	SOLO	ASST	SK	YDS	INT	YDS	LG	TD	PD	FF	FR
2015	MIAMI	16	4	22	19	3	0.0	0.0	0	0	0	0	4	0	0
2016	MIAMI	16	8	44	32	12	1.0	11.0	1	0	0	0	6	1	0
2017	MIAMI	16	7	45	33	12	1.0	13.0	2	6	6	0	7	0	0
NFL TOTALS		48	19	111	84	27	2.0	24.0	3	6	6	0	17	1	0

BOBBY McCAIN'S NFL PLAYOFF STATS

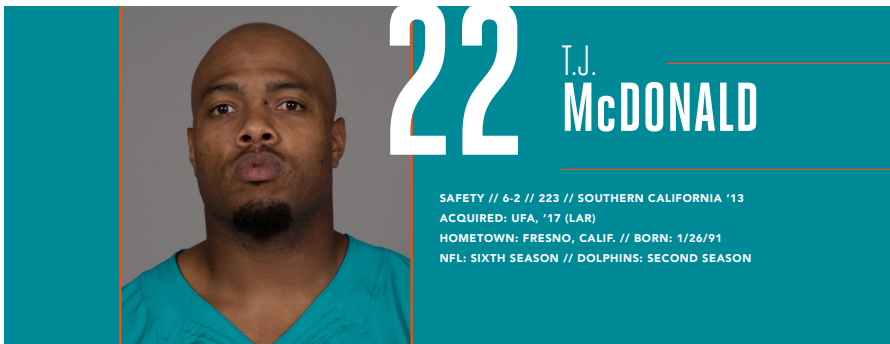
YEAR	TEAM	GP	GS	TACKLES					INTERCEPTIONS					FUMBLES	
				TOT	SOLO	ASST	SK	YDS	INT	YDS	LG	TD	PD	FF	FR
2016	MIAMI	1	1	2	0	2	0.0	0.0	0	0	0	0	0	0	0
NFL TOTALS		1	1	2	0	2	0.0	0.0	0	0	0	0	0	0	0

ADDITIONAL STATS

Special Teams Tackles: 6 in 2015, 2 in 2016 and 3 in 2017 for total of 11.

SINGLE-GAME CAREER HIGHS

Tackles:	8	at Kansas City, 12/24/17
Sacks:	1	twice, last: vs. Denver, 12/3/17
Interceptions:	1	3 times, last: at New England, 11/26/17
Passes Defended:	3	vs. Denver, 12/3/17
Forced Fumbles:	1	at New England, 9/18/16



22

T.J.
McDONALD

SAFETY // 6-2 // 223 // SOUTHERN CALIFORNIA '13

ACQUIRED: UFA, '17 (LAR)

HOMETOWN: FRESNO, CALIF. // BORN: 1/26/91

NFL: SIXTH SEASON // DOLPHINS: SECOND SEASON

NFL CAREER

TRANSACTIONS:

- Signed by Miami as an unrestricted free agent from the L.A. Rams on March 31, 2017.
- 3rd-round pick (71st overall) by St. Louis in the 2013 NFL draft.

CAREER HIGHLIGHTS:

- Started 61 career games.
- 326 tackles (247 solo), 5 sacks, 5 interceptions, 20 passes defended, 1 forced fumble and 2 fumble recoveries.

2017 (MIAMI):

- Started 8 games.
- Suspended for the first 8 games of the season.
- 45 tackles (31 solo), 1 interception and 3 passes defended.

AT CAROLINA (11/13):

- 9 tackles (7 solo).
- Made his Dolphins debut.

VS. TAMPA BAY (11/19):

- 5 tackles (4 solo) and 1 pass defended.

VS. DENVER (12/3):

- 2 solo tackles, 1 interception and 1 pass defended.
- Intercepted QB Trevor Siemian on Denver's 1st possession of the game.

2016 (L.A. RAMS):

- Started all 16 games.
- 62 tackles (49 solo), 1 sack, 2 interceptions and 6 passes defended.

AT SAN FRANCISCO (9/12):

- 8 solo tackles.

AT ARIZONA (10/2):

- 1 solo tackle, 2 passes defended and 1 interception.
- Intercepted QB Drew Stanton in the end zone on the final play of the game to preserve the victory.

VS. ARIZONA (1/1):

- 5 tackles (3 solo) and 1 interception.

2015 (ST. LOUIS):

- Started 11 games.
- Inactive for 1 game.
- Missed the final 4 games of the season after being placed on injured reserve on Dec. 11.
- 62 tackles (38 solo), 1 pass defended, 1 forced fumble and 1 fumble recovery.
- 1 solo special teams tackle.

VS. SEATTLE (9/13):

- 5 tackles (3 solo) and 1 pass

defensed.

AT ARIZONA (10/4):

- 6 tackles (5 solo) and 1 sack.
- Sacked QB Carson Palmer on a 3rd-and-2 inside the red zone in the 3rd quarter, forcing Arizona to kick a field goal.

VS. CLEVELAND (10/25):

- 7 tackles (3 solo) and 1 forced fumble.
- Stripped WR Travis Benjamin of the ball, which was recovered by St. Louis and led to a 4th-quarter TD drive.

2014 (ST. LOUIS):

- Started all 16 games.
- 104 tackles (84 solo), 2 sacks, 1 interception and 6 passes defended.
- 1 blocked field goal; 1 blocked punt.

AT TAMPA BAY (9/14):

- 5 solo tackles; 1 blocked field goal; 1 blocked punt.
- Blocked a punt by P Michael Koenen in the 2nd quarter, which led to a St. Louis field goal.

- Blocked a 24-yard field goal attempt by K Patrick Murray in the 4th quarter to keep it a 1-possession game.

- It was the 1st time since Dec. 2, 1979 the Rams blocked two kicks in the same game.

AT WASHINGTON (12/7):

- 4 assisted tackles and 1 interception.
- Intercepted QB Colt McCoy in the 4th quarter and returned it 20 yards.

VS. N.Y. GIANTS (12/21):

- 11 tackles (9 solo) and 1 sack.

2013 (ST. LOUIS):

- Started 10 games.
- Missed 6 games after he was placed on injured reserve/designated to return on Sept. 27.
- 53 tackles (45 solo), 1 sack, 1 interception and 4 passes defended.

VS. ARIZONA (9/8):

- 5 tackles (4 solo) and 1 pass defended.

- Made NFL debut and started his 1st NFL game.

VS. NEW ORLEANS (12/15):

- 5 tackles (4 solo) and 1 interception.
- Intercepted QB Drew Brees on New Orleans' 1st play from scrimmage to set up a St. Louis TD drive.

- It was his 1st career interception.

VS. TAMPA BAY (12/22):

- 6 solo tackles and 1 sack.
- Brought down QB Mike Glennon for a 9-yard loss

for his 1st career sack.

BEFORE THE NFL

COLLEGE (SOUTHERN CALIFORNIA):

- 4-year letterman (2009-12) and 3-year starter.

CAREER: Played in 50 games with 36 starts; 273 tackles (151 solo), 2 sacks, 8 interceptions and 17 passes defended; 3 blocked kicks; 1 kickoff return for 2 yards; 1 punt return for 24 yards.

SENIOR (2012): Started all 13 games; 110 tackles (54 solo), 1 sack, 2 interceptions and 5 passes defended; 1 blocked kick; 1 kickoff return for 2 yards.

- Honorable mention All-American.
- 2nd-team All-Pac-12.
- Semifinalist for the Thorpe Award (nation's top defensive back).

JUNIOR (2011): Played in all 12 games with 11 starts; 67 tackles (39 solo), 3 interceptions and 5 passes defended; 1 blocked kick.

- 1st-team All-American.
- 1st-team All-Pac-12.
- Semifinalist for the Thorpe Award (nation's top defensive back).

SOPHOMORE (2010): Started 12 games; 89 tackles (54 solo), 1 sack, 3 interceptions and 7 passes defended; 1 blocked kick and 1 punt return for 24 yards.

- His 89 tackles led the team.
- 1st-team All-Pac-10.

TRUE FRESHMAN (2009): Played all 13 games; 7 tackles (4 solo).

HIGH SCHOOL (EDISON HS – FRESNO, CALIF.)

SENIOR (2008): 87 tackles and 3 interceptions.

- All-American.

- All-county.
- Metro Athletic Conference Defensive MVP.

JUNIOR (2007):

- 2nd-team Junior All-American.

OFF THE FIELD

COMMUNITY:

- Helped with many Dolphins community events, such as the Dade vs. Broward All-Star Game and the Dolphins Cancer Challenge.
- Joined 15 USC teammates for 5 days in Haiti in the spring of 2012 to build homes and assist those in need.
- Participated in numerous Rams community events, including Make-A-Wish Celebrity Server dinner, Coach Fisher's Celebrity Softball game, the 6th Annual Playground Build at Marygrove and the All-Community Team ticket program - T-Mac Attack.

PERSONAL:

- Father, Tim McDonald, was his high school head coach and played at USC and in the NFL for 13 years with the Cardinals (1987-92) and 49ers (1993-99).
- Brother, Tevin McDonald, played 4 games for Oakland in 2015.
- His initials, T.J., stand for Tim Jr.
- **MAJOR:** Communications.

T.J. McDONALD'S NFL REGULAR SEASON STATS

YEAR	TEAM	GP	GS	TACKLES					INTERCEPTIONS					FUMBLES	
				TOT	SOLO	ASST	SK	YDS	INT	YDS	LG	TD	PD	FF	FR
2013	ST. LOUIS	10	10	53	45	8	1.0	9.0	1	-2	-2	0	4	0	0
2014	ST. LOUIS	16	16	104	84	20	2.0	13.0	1	20	20	0	6	0	1
2015	ST. LOUIS	11	11	62	38	24	1.0	6.0	0	0	0	0	1	1	1
2016	L.A. RAMS	16	16	62	49	13	1.0	6.0	2	0	0	0	6	0	0
2017	MIAMI	8	8	45	31	14	0.0	0.0	1	7	7	0	3	0	0
NFL TOTALS		61	61	326	247	79	5.0	34.0	5	25	20	0	20	1	2

ADDITIONAL STATS

Special Teams Tackles: (St. Louis) 1 in 2015, (Los Angeles) 2 in 2016 for total of 3.

Blocked Kicks: (St. Louis) 1 blocked punt and 1 blocked field goal in 2014 for total of 2.

SINGLE-GAME CAREER HIGHS

Tackles:	11	twice, last: vs. N.Y. Giants, 12/21/14
Sacks:	1	5 times, last: at Tampa Bay, 9/25/16
Interceptions:	1	5 times, last: vs. Denver, 12/3/17
Passes Defended:	2	twice, last: at Arizona, 10/2/16
Forced Fumbles:	1	vs. Cleveland, 10/25/15
Fumble Recoveries:	1	twice, last: at Washington, 9/20/15



16

TANNER McEVoy

WIDE RECEIVER // 6-6 // 230 // WISCONSIN '16
ACQUIRED: WAL., '18 (NO)
HOMETOWN: HILLSDALE, N.J. // BORN: 1/26/93
NFL: THIRD SEASON // DOLPHINS: FIRST SEASON

NFL CAREER

TRANSACTIONS:

- Awarded off waivers to Miami on Sept. 2, 2018.
- Waived by New Orleans on Sept. 1, 2018.
- Awarded off waivers to New Orleans on Aug. 29, 2018.
- Waived by Seattle on Aug. 26, 2018.
- Signed by Seattle as an undrafted college free agent on May 1, 2016.

CAREER HIGHLIGHTS:

- Played in 29 career games.
- 14 receptions for 253 yards (18.1 avg.) and 2 TDs.

2018 (SEATTLE/NEW ORLEANS/MIAMI):

- Awarded off waivers to Miami on Sept. 2.
- Waived by New Orleans on Sept. 1.
- Awarded off waivers to New Orleans on Aug. 29.
- Spent the offseason and training camp with Seattle before being waived on Aug. 26.

2017 (SEATTLE):

- Played in 15 games.
- Inactive for 1 game.
- 5 receptions for 113 yards (22.6 avg.); 0-of-1 passing (0.0 pct.) for 0 yards.

VS. HOUSTON (10/29): 1 reception for 53 yards.

AT SAN FRANCISCO (11/26): 2 receptions for 31 yards (15.5 avg.).

2016 (SEATTLE):

- Played in 14 games.
- Inactive for 2 games.
- 9 receptions for 140 yards (15.6 avg.) and 2 TDs; 1-of-1 passing (100.0 pct.) for 43 yards.

AT N.Y. JETS (9/11): 1 reception for 42 yards and a TD.

- Made his 1st career reception for a 42-yard TD.

AT GREEN BAY (12/11): 3 receptions for 41 yards (13.7 avg.) and a TD.

- 1st multi-reception game of his career.

AT SAN FRANCISCO (1/1): 2 receptions for 16 yards (8.0 avg.).

POSTSEASON:

NFC WILD CARD VS. DETROIT (1/07): Played but did not record any stats.

NFC DIVISIONAL AT ATLANTA (1/14): Played but did not record any stats.

BEFORE THE NFL

COLLEGE (WISCONSIN):

- 3-year letterman (2013-15) and 1-year starter.
- Transferred from Arizona Western following his redshirt freshman season (2012).
- Transferred from South Carolina following his true freshman season (2011).

CAREER: Played in 38 games with 21 starts - 16 at safety and 5 at quarterback; 10 receptions for 109 yards (10.9 avg.); 72 carries for 706 yards (8.6 avg.) and 8 TDs; Completed 65-of-112 passes (58.0 pct.) for 709 yards and 5 TDs; 74 tackles (45 solo), 1 sack, 7 interceptions, 17 passes defended and 1 fumble recovery.

SENIOR (2015): Played in all 13 games with 12 starts at safety; 42 tackles (27 solo), 1 sack, 6 interceptions, 12 passes defended and 1 fumble recovery; 17 carries for 132 yards (7.8 avg.) and 2 TDs as quarterback in wildcat formation; 10 receptions for 109 yards (10.9 avg.) as a receiver.

- All-Big Ten honorable mention.
- His 6 interceptions were 2nd in the Big Ten and tied for 7th nationally.
- Transitioned from quarterback to primarily safety at the end of the 2014 season.

JUNIOR (2014): Played in all 14 games with 5 starts at quarterback; 65-of-112 passing (58.0 pct.) for 709 yards and 5 TDs; 65 carries for 574 yards (8.8 avg.) and 6 TDs; 5 solo tackles as a safety.

- His 574 rushing yards set the program's single-season quarterback rushing record.
- His 8.8 yards per carry led all FBS quarterbacks and ranked 2nd among all players with at least 50 attempts.
- Transitioned from safety to quarterback prior to the 2014 season.

SOPHOMORE (2013): Played in 11 games with 3 starts at safety; 27 tackles (13 solo), 1 interception and 4 passes defended.

- Transitioned to safety following a wrist injury in season opener
- Competed in fall camp as a quarterback before transitioning to wide receiver.

REDSHIRT FRESHMAN (2012 AT ARIZONA WESTERN): Completed 161-of-246 passes (65.4 pct.) for 2,301 yards and 29 TDs; 91 carries for 472 yards (5.1 avg.) and 6 TDs.

- Arizona Community College Athletic Conference Offensive Player of the Year.

- 1st-team All-ACCAC.

TRUE FRESHMAN (2011 AT SOUTH CAROLINA):

- Redshirted
- Transferred to Arizona Western prior to the start of the 2012 season

HIGH SCHOOL (BERGEN CATHOLIC HS – ORADELL, N.J.)

- Played quarterback, wide receiver and defensive back.
- Also lettered in basketball.

SENIOR (2010): Passed for 2,264 yards and 32 TDs; Rushed for 1,196 yards and 14 TDs.

- New Jersey Offensive Player of the Year.

- Named to MSG Metro All-Star Team for the tri-state area.

- 1st-team all-state.
- 1st-team all-county.

JUNIOR (2009): 35 receptions for 550 yards (15.7 avg.) and 3 TDs as a receiver; 49 tackles and 3 interceptions as a defensive back.

- 1st-team all-county.

OFF THE FIELD

PERSONAL:

- **MAJOR:** Sociology.

TANNER McEVROY'S NFL REGULAR SEASON STATS

YEAR	TEAM	GP	GS	RECEIVING					RUSHING				
				REC	YDS	AVG	LG	TD	ATT	YDS	AVG	LG	TD
2016	SEATTLE	14	0	9	140	15.6	42	2	0	0	0.0	0	0
2017	SEATTLE	15	0	5	113	22.6	53	0	0	0	0.0	0	0
NFL TOTALS		29	0	14	253	18.1	53	2	0	0	0.0	0	0

TANNER McEVROY'S NFL PLAYOFF STATS

YEAR	TEAM	GP	GS	RECEIVING					RUSHING				
				REC	YDS	AVG	LG	TD	ATT	YDS	AVG	LG	TD
2016	SEATTLE	2	0	0	0	0.0	0	0	0	0	0.0	0	0
PLAYOFF TOTALS		2	0	0	0	0.0	0	0	0	0	0.0	0	0

ADDITIONAL STATS

Passing: 1-of-1 (100.0 pct.) for 43 yards in 2016, 0-of-1 (0.0 pct.) for 0 yards in 2017 for total of 1-of-2 (50.0 pct.) for 43 yards.

Special Teams Tackles: 1 in 2016, 4 in 2017 for total of 5.

Blocked Punts: 1 in 2016.

SINGLE-GAME CAREER HIGHS

Receptions: 3 at Green Bay, 12/11/16
Receiving Yards: 53 vs. Houston, 10/29/17
Longest Reception: 53 vs. Houston, 10/29/17
Receiving TDs: 1 twice, last: at Green Bay, 12/11/16

2016 GAME-BY-GAME STATS (SEATTLE)

DATE	OPPONENT	P/S	REC	YDS	AVG	LG	TD
09/11	MIAMI	1/0	0	0	0.0	-	0
09/18	at L.A. Rams		INACTIVE				
09/25	SAN FRANCISCO	1/0	0	0	0.0	-	0
10/02	at N.Y. Jets	1/0	1	42	42.0	42t	1
10/16	ATLANTA	1/0	1	17	17.0	17	0
10/23	at Arizona	1/0	1	10	10.0	10	0
10/30	at New Orleans	1/0	0	0	0.0	-	0
11/07	BUFFALO	1/0	0	0	0.0	-	0
11/13	at New England		INACTIVE				
11/20	PHILADELPHIA	1/0	0	0	0.0	-	0
11/27	at Tampa Bay	1/0	0	0	0.0	-	0
12/04	CAROLINA	1/0	1	14	14.0	14	0
12/11	at Green Bay	1/0	3	41	13.7	21t	1
12/15	L.A. RAMS	1/0	0	0	0.0	-	0
12/24	ARIZONA	1/0	0	0	0.0	-	0
01/01	at San Francisco	1/0	2	16	8.0	9	0
2016 TOTALS		14/0	9	140	15.6	42t	2


DATE	OPPONENT	P/S	REC	YDS	AVG	LG	TD
01/07	DETROIT*	1/0	0	0	0.0	-	0
01/14	at Atlanta**	1/0	0	0	0.0	-	0
PLAYOFF TOTALS		2/0	0	0	0.0	-	0

* NFC Wild Card game

**NFC Divisional game

2017 GAME-BY-GAME STATS (SEATTLE)

DATE	OPPONENT	P/S	REC	YDS	AVG	LG	TD
09/10	at Green Bay	1/0	0	0	0.0	-	0
09/17	SAN FRANCISCO	1/0	0	0	0.0	-	0
09/24	at Tennessee	1/0	0	0	0.0	-	0
10/01	INDIANAPOLIS	1/0	0	0	0.0	-	0
10/08	at L.A. Rams	1/0	0	0	0.0	-	0
10/22	at N.Y. Giants	1/0	0	0	0.0	-	0
10/29	HOUSTON	1/0	1	53	53.0	53	0
11/05	WASHINGTON	1/0	1	10	10.0	10	0
11/09	at Arizona	1/0	0	0	0.0	-	0
11/20	ATLANTA	1/0	0	0	0.0	-	0
11/26	at San Francisco	1/0	2	31	15.5	24	0
12/03	PHILADELPHIA	1/0	0	0	0.0	-	0
12/10	at Jacksonville	1/0	0	0	0.0	-	0
12/17	L.A. RAMS	1/0	1	19	19.0	19	0
12/24	at Dallas	1/0	0	0	0.0	-	0
12/31	ARIZONA		INACTIVE				
2017 TOTALS		15/0	5	113	22.6	53	0



52

RAEKWON McMILLAN

LINEBACKER // 6-2 // 248 // OHIO STATE '17
ACQUIRED: D2, '17
HOMETOWN: HINESVILLE, GA. // BORN: 11/17/95
NFL: SECOND SEASON // DOLPHINS: SECOND SEASON

NFL CAREER

TRANSACTIONS:

- 2nd-round pick (54th overall) by Miami in the 2017 NFL draft.

2017 (MIAMI):

- Missed the entire season after being placed on injured reserve on Sept. 2.

BEFORE THE NFL

COLLEGE (OHIO STATE):

- 3-year letterman (2014-16) and 2-year starter.

CAREER: Played in 41 games with 26 starts; 270 tackles (128 solo), 6 sacks, 1 interception, 10 passes defended and 2 forced fumbles.

- Led the team in tackles in each of his 2 seasons as a starter (2015-16).

JUNIOR (2016): Started all 13 games; 102 tackles (49 solo), 2 sacks, 4 passes defended and 2 forced fumbles.

- His 102 tackles led the team.
- 2nd-team All-American.
- 1st-team All-Big Ten.
- Semifinalist for the Butkus Award (nation's top prep linebacker).
- Semifinalist for the Lott IMPACT Trophy (best combination of performance and character for a defensive player).
- Team captain.

SOPHOMORE (2015): Started all 13 games; 119 tackles (57 solo), 1.5 sacks and 4 passes defended.

- His 119 tackles led the team and were 4th in the Big Ten.
- His 119 tackles were the most by a sophomore at the school since 1990.
- 2nd-team All-American.
- 1st-team All-Big Ten.

TRUE FRESHMAN (2014): Played in all 15 games; 49 tackles (22 solo), 2.5 sacks, 1 interception and 2 passes defended.

- Helped his team win the national championship and the Big Ten title.
- Freshman All-American.

HIGH SCHOOL (LIBERTY COUNTY HS – HINESVILLE, GA.)

- Started all 4 years.
- 456 career tackles and 10 forced fumbles.
- Played linebacker and running back.

SENIOR (2013): 159 tackles and 8.5 sacks; nearly 700 rushing yards.

- Butkus Award winner (nation's top prep linebacker).
- 1st-team All-American.
- 1st-team all-state.
- Region 3 AAAA Defensive Player of the Year.
- Savannah Morning News Player of the Year.

JUNIOR (2012):

- Savannah Morning News Player of the Year.

OFF THE FIELD

COMMUNITY:

- Participated in the 2018 AARP Foundation Million Meal Pack to pack more than 1 million meals in a single day for older adults in the South Florida community.
- Hosted a youth football camp in his hometown in 2018.

PERSONAL:

- **PRONUNCIATION:** First name is pronounced RAY-kwon
- **MAJOR:** Family resource management.



24

TORRY McTYER

CORNERBACK // 5-11 // 188 // UNLV '17
 ACQUIRED: FA, '17
 HOMETOWN: LOS ANGELES, CALIF. // BORN: 4/10/95
 NFL: SECOND SEASON // DOLPHINS: SECOND SEASON

NFL CAREER

TRANSACTIONS:

- Signed by Miami as an undrafted college free agent on May 5, 2017.

CAREER HIGHLIGHTS:

- Played in 7 career games.
- 1 solo tackle.
- 1 assisted special teams tackle.

2017 (MIAMI):

- Played in 7 games.
- Inactive for 9 games.
- 1 solo tackle.
- 1 assisted special teams tackle.

VS. N.Y. JETS (10/22): Played but did not record any stats.

- Made his NFL debut on special teams.

AT BUFFALO (12/17): 1 assisted special teams tackle.

VS. KANSAS CITY (12/24): 1 solo tackle.

BEFORE THE NFL

COLLEGE (UNLV):

- 4-year letterman (2013-16) and 2-year starter.

CAREER: Played in 49 games with 22 starts; 138 tackles (100 solo), 0.5 sacks, 4 interceptions, 28 passes defended and 1 forced fumble; 21 kickoff returns for 404 yards (19.2 avg.).

SENIOR (2016): Started 11 games; 49 tackles (34 solo), 3 interceptions and 15 passes defended; 20 kickoff returns for 384 yards (19.2 avg.).

- His 15 passes defended and 3 interceptions both led the team.

JUNIOR (2015): Played in all 12 games with 11 starts; 51 tackles (42 solo), 0.5 sacks, 10 passes defended and 1 forced fumble.

SOPHOMORE (2014): Played in all 13 games; 30 tackles (21 solo) and 2 passes defended; 1 kickoff return for 20 yards.

TRUE FRESHMAN (2013): Played in all 13 games; 8 tackles (3 solo) and 1 interception.

HIGH SCHOOL (CATHEDRAL HS – LOS ANGELES, CALIF.)

- Played defensive back and wide receiver.

SENIOR (2012): 30 tackles and 13 passes defended; 33 receptions for 662 yards (20.1 avg.) and 10 TDs.

OFF THE FIELD

PERSONAL:

- Father, Tim McTyer, was an all-conference defensive back for BYU (1995-96) and played 3 seasons in the NFL with Philadelphia (1997-98) and Cleveland (1999).
- **MAJOR:** Interdisciplinary studies.

TORRY McTYER'S NFL REGULAR SEASON STATS

YEAR	TEAM	GP	GS	TACKLES					INTERCEPTIONS					FUMBLES		
				TOT	SOLO	ASST	SK	YDS	INT	YDS	LG	TD	PD	FF	FR	
2017	MIAMI	7	0	1	1	0	0.0	0.0	0	0	0	0	0	0	0	0
NFL TOTALS		7	0	1	1	0	0.0	0.0	0	0	0	0	0	0	0	0

ADDITIONAL STATS
 Special Teams Tackles: 1 in 2017.



8

BROCK OSWEILER

QUARTERBACK // 6-7 // 240 // ARIZONA STATE '12

ACQUIRED: UFA, '18 (DEN.)

HOMETOWN: KALISPELL, MONT. // BORN: 11/22/90

NFL: SEVENTH SEASON // DOLPHINS: FIRST SEASON

NFL CAREER

TRANSACTIONS:

- Signed by Miami as an unrestricted free agent from Denver on March 23, 2018.
- Signed by Denver on Sept. 2, 2017.
- Released by Cleveland on Sept. 2, 2017.
- Traded from Houston to Cleveland on March 9, 2017.
- Signed by Houston as an unrestricted free agent from Denver on March 10, 2016.
- 2nd-round pick (57th overall) by Denver in the 2012 NFL draft.

CAREER HONORS:

- AFC Offensive Player of the Week (at Chicago, 11/22/15).

CAREER HIGHLIGHTS:

- Played in 42 career games with 25 starts.
- Completed 584-of-987 passes (59.2 pct.) for 6,171 yards and 31 TDs for a QB rating of 76.5
- 84 carries for 245 yards (2.9 avg.) and 4 TDs.

2017 (DENVER/CLEVELAND):

- Played in 6 games with 4 starts.
- Inactive for 1 game.
- Dressed but did not play 9 games.
- Completed 96-of-172 passes (55.8 pct.) for 1,088 yards and 5 TDs for a QB rating of 72.5.
- 14 carries for 64 yards (4.6 avg.) and 1 TD.
- Signed by Denver on Sept. 2.
- Released by Cleveland on Sept. 2 after spending training camp and the offseason with the Browns.

AT PHILADELPHIA (11/5): 19-of-38 passing (50.0 pct.) for 208 yards and 1 TD.

- Made his 1st start in his 2nd stint with the Broncos.

VS. NEW ENGLAND (11/12): 18-of-33 passing (54.5 pct.) for 221 yards and 1 TD; 1 carry for -1 yard.

AT INDIANAPOLIS (12/14): 12-of-17 passing (70.6 pct.) for 194 yards and 2 TDs; 4 carries for 15 yards (3.8 avg.) and 1 TD.

- Became the 1st player in team history to pass for 2+ TDs and rush for another in relief.
- Threw 2 2nd-half TD passes to overcome a halftime deficit and lead Denver to victory.

2016 (HOUSTON):

- Played in 15 games with 14 starts.
- Dressed but did not play 1 game.
- Completed 301-of-510 passes (59.0 pct.) for 2,957 yards and 15 TDs for a QB rating of 72.2.
- 30 carries for 131 yards (4.4 avg.) and 2 TDs.
- 1 reception for -14 yards.

VS. CHICAGO (9/11): 22-of-35 passing (62.9 pct.) for 231 yards and 2 TDs; 4 carries for 14 yards (3.5 avg.).

- Led Houston to victory in his 1st start with the team.
- Hit WR Will Fuller for an 18-yard TD with 12:44 remaining to take the lead.

VS. INDIANAPOLIS (10/16): 25-of-39 passing (64.1 pct.) for 269 yards and 2 TDs; 2 carries for -4 yards (-2.0 avg.).

- Threw 2 TD passes in the final 3 minutes to tie the game, one the Texans ended up winning in overtime.
- Completed a 26-yard TD pass to TE C.J. Fiedorowicz with 49 seconds left to send the game to overtime.
- Tossed a 10-yard TD pass to RB Lamar Miller to make it a 1-score game with 2:37 remaining.

AT GREEN BAY (12/4): 22-of-35 passing (62.9 pct.) for 202 yards and 2 TDs; 3 carries for 20 yards (6.7 avg.).

POSTSEASON:

AFC WILD CARD VS. OAKLAND (1/7): 14-of-25 passing (56.0 pct.) for 168 yards and 1 TD; 6 carries for 15 yards (2.5 avg.) and 1 TD.

- Started and won the 1st playoff game of his career.

AFC DIVISIONAL AT NEW ENGLAND (1/14): 23-of-40 passing (57.5 pct.) for 197 yards and 1 TD; 1 carry for 18 yards.

2015 (DENVER):

- Played in 8 games with 7 starts.
- Dressed but did not play 8 games.
- Completed 170-of-275 passes (61.8 pct.) for 1,967 yards and 10 TDs for a QB rating of 86.4.
- 21 carries for 61 yards (2.9 avg.) and 1 TD.
- Went 5-2 as the starting quarterback in the team's final 7 games of the regular season.

AT CHICAGO (11/22): 20-of-27 passing (74.1 pct.) for 250 yards and 2 TDs; 2 carries for 4 yards (2.0 avg.).

- Made his 1st career start on his 25th birthday.

- Hit WR Cody Latimer for a 10-yard TD to extend Denver's lead to 8 points with 11:42 to play.
- His 127.1 passer rating was the 2nd-best in Broncos history by a QB making his 1st start.

VS. NEW ENGLAND (11/29): 23-of-42 passing (54.8 pct.) for 270 yards and 1 TD; 2 carries for 4 yards (2.0 avg.).

- Threw a 4-yard TD pass to WR Andre Caldwell with 1:09 left to take the lead.
- Led a game-winning drive in overtime capped off by a 48-yard TD run by RB C.J. Anderson.

AT PITTSBURGH (12/20): 21-of-44 passing (47.7 pct.) for 296 yards and 3 TDs; 5 carries for 19 yards (3.8 avg.) and 1 TD.

- Became just the 3rd Broncos QB to pass for 3+ TDs and rush for 1+ TD in the same game (QB John Elway and QB Peyton Manning).
- Was the 1st NFL QB to pass for 3+ TDs and rush for 1+ TD since 2013 (Manning).

POSTSEASON:

AFC DIVISIONAL VS. PITTSBURGH (1/17): Dressed but did not play.

AFC CHAMPIONSHIP VS. NEW ENGLAND (1/24): Dressed but did not play.

SUPER BOWL 50 VS. CAROLINA (2/7): Dressed but did not play.

HONORS:

- AFC Offensive Player of the Week (at Chicago, 11/22).

2014 (DENVER):

- Played in 4 games.
- Dressed but did not play 12 games.
- Completed 4-of-10 passes (40.0 pct.) for 52 yards and 1 TD.
- 8 carries for 0 yards (0.0 avg.).

VS. OAKLAND (12/28): 2-of-2 passing (100.0 pct.) for 39 yards and 1 TD; 1 rush for -1 yard.

- Threw a 1-yard TD pass to TE Virgil Green for the 1st TD pass of his career.

POSTSEASON:

AFC DIVISIONAL VS. INDIANAPOLIS (1/11): Dressed but did not play.

2013 (DENVER):

- Played in 4 games.
- Dressed but did not play 12 games.
- Completed 11-of-16 passes (68.8 pct.) for 95 yards.
- 3 carries for 2 yards (0.7 avg.).

POSTSEASON:

AFC DIVISIONAL VS. SAN DIEGO (1/12): Dressed but did not play.

AFC CHAMPIONSHIP VS. NEW ENGLAND (1/19): Dressed but did not play.

SUPER BOWL XLVIII VS. SEATTLE (2/2): Dressed but did not play.

2012 (DENVER):

- Played in 5 games.
- Dressed but did not play 11 games.
- Completed 2-of-4 passes (50.0 pct.) for 12 yards.
- 8 carries for -13 yards (-1.6 avg.).

VS. OAKLAND (9/30): 1 carry for -1 yard.

- Made his NFL debut.

VS. KANSAS CITY (12/30): 2-of-4 passing (50.0 pct.) for 12 yards; 3 carries for -6 yards (-2.0 avg.).

- Completed his 1st NFL pass to WR Matt Willis for a 5-yard gain in the 4th quarter.

POSTSEASON:

AFC DIVISIONAL VS. BALTIMORE (1/12): Dressed but did not play.

BEFORE THE NFL

COLLEGE (ARIZONA STATE):

- 3-year letterman (2009-11) and 1-year starter.

CAREER: Played in 25 games with 15 starts; 372-of-620 passing (60.0 pct.) for 5,082 yards and 33 TDs; 137 carries for 221 yards (1.6 avg.) and 4 TDs.

- Posted 7 career 300-yard games.

JUNIOR (2011): Started all 13 games; 326-of-516 passing (63.2 pct.) for 4,036 yards and 26 TDs; 83 carries for 90 yards (1.1 avg.) and 3 TDs

- Became 1st quarterback in school history to pass for 4,000 yards in a season.

- Set single-season school records for passing yards (4,036), completions (326), attempts (516) and completion percentage (63.2 pct.).

- His 26 passing TDs were 4th-most in school history.

SOPHOMORE (2010): Played in 6 games with 1 start; 22-of-49 completions (56.9 pct.) for 797 yards and 5 TDs; 38 carries for 124 yards (3.3 avg.) and 1 TD.

TRUE FRESHMAN (2009): Played in 6 games with 1 start; 24-of-55 passing (43.6 pct.) for 249 yards and 2 TDs; 16 carries for 7 yards (0.4 avg.).

- Became the 1st true freshman to start a game at quarterback for the school since 1993 (QB Jake Plummer).

HIGH SCHOOL (FLATHEAD HS – KALISPELL, MONT.)

- Also played basketball and committed to Gonzaga as a sophomore before turning his focus solely to football.

- Averaged 24.9 points, 14.5 rebounds, 2.5 assists, 2.3 steals and 1.8 blocks a game on the basketball court as a junior in 2007-08.

SENIOR (2008): 189-of-303 passing (62.4 pct.) for 2,703 yards and 29 TDs; 162 carries for 700 yards (4.3 avg.) and 13 TDs.

- Gatorade HS Player of the Year for Montana.
- Led the state in completions (303) and passing yards (2,703).

- His 303 pass attempts and 29 passing TDs were 2nd in the state.

OFF THE FIELD

COMMUNITY:

- Selected as 1 of the NFLPA's Community MVPs in 2014 for his work with Rocky Mountain Hospital for Children.

PERSONAL:

- Married to Erin and has 1 daughter, Blake.
- **MAJOR:** Interdisciplinary studies.

BROCK OSWEILER'S NFL REGULAR SEASON STATS

YEAR	TEAM	GP	GS	ATT	CMP	PCT	YDS	Y/A	TD	INT	LG	SK/YDS	RATE
2012	DENVER	5	0	4	2	50.0	12	3.0	0	0	7	0/0	56.3
2013	DENVER	4	0	16	11	68.8	95	5.9	0	0	19	2/8	84.1
2014	DENVER	4	0	10	4	40.0	52	5.2	1	0	38	0/0	90.4
2015	DENVER	8	7	275	170	61.8	1967	7.2	10	6	72t	23/151	86.4
2016	HOUSTON	15	14	510	301	59.0	2957	5.8	15	16	53	27/206	72.2
2017	DENVER	6	4	172	96	55.8	1088	6.3	5	5	54t	10/64	72.5
NFL TOTALS		42	25	987	584	59.2	6171	6.3	31	27	72t	62/429	76.5

BROCK OSWEILER'S NFL REGULAR SEASON RUSHING/RECEIVING STATS

YEAR	TEAM	GP	GS	RUSHING					RECEIVING				
				ATT	YDS	AVG	LG	TD	REC	YDS	AVG	LG	TD
2012	DENVER	5	0	8	-13	-1.6	-1	0	0	0	0.0	-	0
2013	DENVER	4	0	3	2	0.7	4	0	0	0	0.0	-	0
2014	DENVER	4	0	8	0	0.0	4	0	0	0	0.0	-	0
2015	DENVER	8	7	21	61	2.9	8	1	0	0	0.0	-	0
2016	HOUSTON	15	14	30	131	4.4	21	2	1	-14	-14.0	-6	0
2017	DENVER	6	4	14	64	4.6	18t	1	0	0	0.0	-	0
NFL TOTALS		42	25	84	245	2.9	21	4	1	-14.0	-14.0	-6	0

BROCK OSWEILER'S NFL PLAYOFF STATS

YEAR	TEAM	GP	GS	ATT	CMP	PCT	YDS	Y/A	TD	INT	LG	SK/YDS	RATE
2016	HOUSTON	2	2	65	37	56.9	365	5.6	2	3	38	3/17	63.9
NFL TOTALS		2	2	65	37	56.9	365	5.6	2	3	38	3/17	63.9

BROCK OSWEILER'S NFL PLAYOFF RUSHING/RECEIVING STATS

YEAR	TEAM	GP	GS	RUSHING					RECEIVING				
				ATT	YDS	AVG	LG	TD	REC	YDS	AVG	LG	TD
2016	HOUSTON	2	2	7	33	4.7	18	1	0	0	0.0	-	0
NFL TOTALS		2	2	7	33	4.7	18	1	0	0	0.0	-	0

ADDITIONAL STATS

Career Regular Season Record As A Starter: (Denver) 5-2 in 2015, (Houston) 8-6 in 2016, (Denver) 0-4 in 2017 for total of 13-12.

Career Playoff Record As A Starter: (Houston) 1-1 in 2016.

SINGLE-GAME CAREER HIGHS

Pass Attempts: 51 vs. Oakland, 12/13/15
Completions: 35 vs. Oakland, 12/13/15
Passing Yards: 308 vs. Oakland, 12/13/15
TD Passes: 3 at Pittsburgh, 12/20/15
Longest Pass: 72t vs. San Diego, 1/3/16
Completion Pct.: 74.1 at Chicago, 11/22/15
Passer Rating: 147.7 at Indianapolis, 12/14/17
Rush Attempts: 6 vs. Oakland, 1/17/17*
Rushing Yards: 27 at Washington, 12/24/17
Longest Run: 21 vs. San Diego, 11/27/16
Rushing TDs: 1 5 times, last: at Indianapolis, 12/14/17

* AFC Wild Card game

OSWEILER'S 4TH QUARTER COMEBACK VICTORIES (4)

DATE	OPP	4Q DEFICIT	4Q STATS	FINAL SCORE
1. 11/29/15	vs. NE	7-21	16-7-131-1-0	30-24
2. 12/28/15	vs. Cin.	10-14	9-7-92-0-0	20-17
3. 9/11/16	vs. Chi.	13-14	7-3-65-1-0	23-14
4. 10/16/16	vs. Ind.	9-23	15-12-135-2-0	26-23

300-YARD PASSING GAMES (1)

DATE	OPP	ATT	CMP	PCT	YDS	TD	INT	LG	RATE
12/13/15	vs. Oak.	51	35	68.6	308	0	0	32	84.4

2012 GAME-BY-GAME STATS (DENVER)

DATE	OPPONENT	P/S	ATT	CMP	PCT	YDS	TD	INT	LG	SK/YDS
09/09	PITTSBURGH					DID NOT PLAY				
09/17	at Atlanta					DID NOT PLAY				
09/23	HOUSTON					DID NOT PLAY				
09/30	OAKLAND	1/0	0	0	0.0	0	0	0	-	0/0
10/07	at New England					DID NOT PLAY				
10/15	at San Diego					DID NOT PLAY				
10/28	NEW ORLEANS	1/0	0	0	0.0	0	0	0	-	0/0
11/04	at Cincinnati					DID NOT PLAY				
11/11	at Carolina					DID NOT PLAY				
11/18	SAN DIEGO					DID NOT PLAY				
11/25	at Kansas City					DID NOT PLAY				
12/02	TAMPA BAY					DID NOT PLAY				
12/06	at Oakland					DID NOT PLAY				
12/16	at Baltimore	1/0	0	0	0.0	0	0	0	-	0/0
12/23	CLEVELAND	1/0	0	0	0.0	0	0	0	-	0/0
12/30	KANSAS CITY	1/0	4	2	50.0	12	0	0	7	0/0
2012 TOTALS		5/0	4	2	50.0	12	0	0	7	0/0

DATE	OPPONENT	P/S	ATT	CMP	PCT	YDS	TD	INT	LG	SK/YDS
01/12	BALTIMORE*					DID NOT PLAY				

* AFC Divisional game

2013 GAME-BY-GAME STATS (DENVER)

DATE	OPPONENT	P/S	ATT	CMP	PCT	YDS	TD	INT	LG	SK/YDS
09/05	BALTIMORE					DID NOT PLAY				
09/15	at N.Y. Giants					DID NOT PLAY				
09/23	OAKLAND					DID NOT PLAY				
09/29	PHILADELPHIA	1/0	3	2	66.7	10	0	0	5	0/0
10/06	at Dallas					DID NOT PLAY				
10/13	JACKSONVILLE					DID NOT PLAY				
10/20	at Indianapolis					DID NOT PLAY				
10/27	WASHINGTON					DID NOT PLAY				
11/10	at San Diego					DID NOT PLAY				
11/17	KANSAS CITY					DID NOT PLAY				
11/24	at New England	1/0	0	0	0.0	0	0	0	-	0/0
12/01	at Kansas City					DID NOT PLAY				
12/08	TENNESSEE					DID NOT PLAY				
12/12	SAN DIEGO					DID NOT PLAY				
12/22	at Houston	1/0	0	0	0.0	0	0	0	-	0/0
12/29	at Oakland	1/0	13	9	69.2	85	0	0	19	2/8
2013 TOTALS		4/0	16	11	68.8	95	0	0	19	2/8

DATE	OPPONENT	P/S	ATT	CMP	PCT	YDS	TD	INT	LG	SK/YDS
01/12	SAN DIEGO*					DID NOT PLAY				
01/19	NEW ENGLAND**					DID NOT PLAY				
02/02	vs. Seattle***					DID NOT PLAY				
PLAYOFF TOTALS		0/0	0	0	0.0	0	0	0	-	0/0

* AFC Divisional game

** AFC Championship

*** Super Bowl XLVIII

2014 GAME-BY-GAME STATS (DENVER)

DATE	OPPONENT	P/S	ATT	CMP	PCT	YDS	TD	INT	LG	SK/YDS
09/07	INDIANAPOLIS									
09/14	KANSAS CITY									
09/21	at Seattle									
10/05	ARIZONA									
10/12	at N.Y. Jets									
10/19	SAN FRANCISCO	1/0	1	0	0.0	0	0	0	-	0/0
10/23	SAN DIEGO									
11/02	at New England									
11/09	at Oakland	1/0	5	2	40.0	13	0	0	9	0/0
11/16	at St. Louis									
11/23	MIAMI									
11/30	at Kansas City									
12/07	BUFFALO									
12/14	at San Diego	1/0	2	0	0.0	0	0	0	-	0/0
12/22	at Cincinnati									
12/28	OAKLAND	1/0	2	2	100.0	39	1	0	38	0/0
2014 TOTALS		4/0	10	4	40.0	52	1	0	-	0/0
DATE	OPPONENT	P/S	ATT	CMP	PCT	YDS	TD	INT	LG	SK/YDS
01/11	INDIANAPOLIS*									

* AFC Divisional game

2015 GAME-BY-GAME STATS (DENVER)

DATE	OPPONENT	P/S	ATT	CMP	PCT	YDS	TD	INT	LG	SK/YDS
09/12	BALTIMORE									
09/17	at Kansas City									
09/27	at Detroit									
10/04	MINNESOTA									
10/11	at Oakland									
10/18	at Cleveland									
11/01	GREEN BAY									
11/08	at Indianapolis									
11/15	KANSAS CITY	1/0	24	14	58.3	146	1	1	17	3/20
11/22	at Chicago	1/1	27	20	74.1	250	2	0	48t	5/31
11/29	NEW ENGLAND	1/1	42	23	54.8	270	1	1	39	3/16
12/06	at San Diego	1/1	26	16	61.5	166	1	1	22	1/7
12/13	OAKLAND	1/1	51	35	68.6	308	0	0	32	5/32
12/20	at Pittsburgh	1/1	44	21	47.7	296	3	1	61t	2/15
12/28	CINCINNATI	1/1	39	27	69.2	299	1	0	35	3/22
01/03	SAN DIEGO	1/1	22	14	63.6	232	1	2	72t	1/8
2015 TOTALS		8/7	275	170	61.8	1967	10	6	72t	23/151
DATE	OPPONENT	P/S	ATT	CMP	PCT	YDS	TD	INT	LG	SK/YDS
01/17	PITTSBURGH*									
01/24	NEW ENGLAND**									
02/07	vs. Carolina***									
PLAYOFF TOTALS		0/0	0	0	0.0	0	0	0	-	0/0

* AFC Divisional game

** AFC Championship

*** Super Bowl 50

2016 GAME-BY-GAME STATS (HOUSTON)


DATE	OPPONENT	P/S	ATT	CMP	PCT	YDS	TD	INT	LG	SK/YDS
09/11	CHICAGO	1/1	35	22	62.9	231	2	1	35	2/16
09/18	KANSAS CITY	1/1	33	19	57.6	268	1	2	53	2/21
09/22	at New England	1/1	41	24	58.5	196	0	1	18	2/14
10/02	TENNESSEE	1/1	37	25	67.6	254	2	2	45	1/10
10/09	at Minnesota	1/1	42	19	45.2	184	1	1	25	4/29
10/16	INDIANAPOLIS	1/1	39	25	64.1	269	2	1	36	1/13
10/24	at Denver	1/1	41	22	53.7	131	0	0	13	1/0
10/30	DETROIT	1/1	29	20	69.0	186	1	1	23	3/22
11/13	at Jacksonville	1/1	27	14	51.9	99	2	0	16	1/7
11/21	at Oakland	1/1	39	26	66.7	243	1	1	24	2/13
11/27	SAN DIEGO	1/1	37	22	59.5	246	0	3	33	1/7
12/04	at Green Bay	1/1	35	22	62.9	202	2	0	44t	2/18
12/11	at Indianapolis	1/1	24	14	58.3	147	0	1	22	2/16
12/18	JACKSONVILLE	1/1	11	6	54.5	48	0	2	16	0/0
12/25	at Kansas City					DID NOT PLAY				
01/01	at Tennessee	1/0	40	21	52.5	253	1	0	51	3/20
2016 TOTALS		15/14	510	301	59.0	2957	15	16	53	27/206
DATE	OPPONENT	P/S	ATT	CMP	PCT	YDS	TD	INT	LG	SK/YDS
01/07	OAKLAND*	1/1	25	14	56.0	168	1	0	38	0/0
01/14	at New England**	1/1	40	23	57.5	197	1	3	19	3/17
PLAYOFF TOTALS		2/2	65	37	56.9	365	2	3	38	3/17

*AFC Wild Card game

**AFC Divisional game

2017 GAME-BY-GAME STATS (DENVER)

DATE	OPPONENT	P/S	ATT	CMP	PCT	YDS	TD	INT	LG	SK/YDS
09/11	L.A. CHARGERS					DID NOT PLAY				
09/17	DALLAS					DID NOT PLAY				
09/24	at Buffalo					DID NOT PLAY				
10/01	OAKLAND					DID NOT PLAY				
10/15	N.Y. GIANTS	1/0	4	2	50.0	18	0	0	9	0/0
10/22	at L.A. Chargers					DID NOT PLAY				
10/30	at Kansas City					DID NOT PLAY				
11/05	at Philadelphia	1/1	38	19	50.0	208	1	2	32	3/17
11/12	NEW ENGLAND	1/1	33	18	54.5	221	1	1	38	0/0
11/19	CINCINNATI	1/1	42	23	54.8	254	1	1	21	3/25
11/26	at Oakland					INACTIVE				
12/03	at Miami					DID NOT PLAY				
12/10	N.Y. JETS					DID NOT PLAY				
12/14	at Indianapolis	1/0	17	12	70.6	194	2	0	54t	0/0
12/24	at Washington	1/1	38	22	57.9	193	0	1	24	4/22
12/31	KANSAS CITY					DID NOT PLAY				
2017 TOTALS		6/4	172	96	55.8	1088	5	5	54t	10/64



11

DeVANTE PARKER

WIDE RECEIVER // 6-3 // 216 // LOUISVILLE '15
 ACQUIRED: D1, '15
 HOMETOWN: LOUISVILLE, KY. // BORN: 1/20/93
 NFL: FOURTH SEASON // DOLPHINS: FOURTH SEASON

NFL CAREER

TRANSACTIONS:

- 1st-round pick (14th overall) by Miami in the 2015 NFL draft.

CAREER HIGHLIGHTS:

- Played in 42 career games with 24 starts.
- 139 receptions for 1,908 yards (13.7 avg.) and 8 TDs.
- Averaged 19.0 yards per catch with 26 receptions for 494 yards in his rookie season of 2015. His 19.0 average was the highest by a Dolphins rookie in team history:

HIGHEST RECEIVING AVERAGE (DOLPHINS ROOKIES)

PLAYER	YEAR	REC	YDS	AVG
1. DEVANTE PARKER	2015	26	494	19.0
2. Chris Chambers	2001	48	883	18.4
3. Ferrell Edmunds	1988	33	575	17.4
4. Nat Moore	1974	37	605	16.4
5. Brian Hartline	2009	31	506	16.3

- His 19.0 receiving average in 2015 was the highest among rookies in the NFL that season (min. 25 receptions):

NFL RECEIVING AVERAGE LEADERS (2015 ROOKIES)

PLAYER	TEAM	REC	YDS	AVG
1. DEVANTE PARKER	MIAMI	26	494	19.0
2. Dorial Green-Beckham	Tennessee	32	549	17.2
3. Devin Funchess	Carolina	31	473	15.3
4. Amari Cooper	Oakland	72	1,070	14.9
5. Stefon Diggs	Minnesota	52	720	13.9

2017 (MIAMI):

- Played in 13 games with 12 starts.
- Inactive for 3 games.
- 57 receptions for 670 yards (11.8 avg.) and 1 TD.
- 1 miscellaneous tackle.

AT N.Y. JETS (9/24): 8 receptions for 76 yards (9.5 avg.) and 1 TD.

- Caught a 3-yard TD pass from QB Jay Cutler in the 4th quarter.

VS. NEW ORLEANS IN LONDON (10/1): 6 receptions for 69 yards (11.5 avg.).

- Recorded his 100th career reception.

AT BUFFALO (12/17): 6 receptions for 89 yards (14.8 avg.).

2016 (MIAMI):

- Played in 15 games with 8 starts.
- Inactive 1 game.
- 56 receptions for 744 yards (13.3 avg.) and 4 TDs.
- 2 miscellaneous tackles.

AT NEW ENGLAND (9/18): 8 receptions for 106 yards (13.3 avg.).

- All 8 receptions and 106 yards came in the 2nd half.

AT L.A. RAMS (11/20): 8 receptions for 79 yards (9.9 avg.) and 1 TD.

- Caught a 9-yard TD with 36 seconds left to win the game.

AT BUFFALO (12/24): 4 receptions for 85 yards (21.3 avg.) and 1 TD.

- Caught a 56-yard TD from QB Matt Moore on Miami's 1st possession of the 2nd half.

POSTSEASON:

AFC WILD CARD AT PITTSBURGH (1/8): 4 receptions for 55 yards (13.8 avg.).

2015 (MIAMI):

- Played in 14 games with 4 starts.
- Inactive for 1 game.
- Dressed but did not play 1 game.
- 26 receptions for 494 yards (19.0 avg.) and 3 TDs.
- 1 miscellaneous tackle.
- His 19.0 yards per catch average was the highest by a Dolphins rookie in team history.
- His 19.0 receiving average was the highest among NFL rookies in 2015.

AT WASHINGTON (9/13): Played but did not record any stats.

- Made his Dolphins debut.

AT N.Y. JETS (11/29): 4 receptions for 80 yards (20.0 avg.) and 1 TD.

- Caught a 33-yard TD pass from QB Ryan Tannehill for the 1st TD of his career.

VS. NEW ENGLAND (1/3): 5 receptions for 106 yards (21.2 avg.) and 1 TD.

- Became the 1st Dolphins rookie wide receiver to top 100 yards in a game since 2001 (Chris Chambers).

BEFORE THE NFL

COLLEGE (LOUISVILLE):

- 4-year letterman (2011-14) and 2-year starter.

CAREER: Played in 42 games with 18 starts; 156 receptions for 2,775 yards (17.8 avg.) and 33 TDs.

- Had 10 career 100-yard games.

SENIOR (2014): Started 6 games; 43 receptions for 855 yards (19.9 avg.) and 5 TDs.

- 2nd-team All-ACC.

JUNIOR (2013): Started 12 games; 55 receptions for 885 yards (16.1 avg.) and 12 TDs.

- His 12 TD receptions tied the school record.

SOPHOMORE (2012): Played in all 13 games; 40 receptions for 744 yards (18.6 avg.) and 10 TDs.

- Finished the season with 6 straight games with a TD.

TRUE FRESHMAN (2011): Played in 11 games; 18 receptions for 291 yards (16.2 avg.) and 6 TDs.

- His 6 TD receptions led the team.

HIGH SCHOOL (BALLARD HS – LOUISVILLE, KY.)

SENIOR (2010): 68 receptions for 1,793 yards (26.4 avg.) and 19 TDs.

- 1st-team all-state.

- Co-winner of the Paul Hornung Award as the state's top player.

JUNIOR (2009):

- 1st-team all-state.

OFF THE FIELD

COMMUNITY:

- Helped distribute Thanksgiving meals to local South Florida families in November 2016.

PERSONAL:

- Father, Anthony Shelman, played running back at Louisville (1991-94).
- **MAJOR:** Communications.

DeVANTE PARKER'S NFL REGULAR SEASON STATS

YEAR	TEAM	GP	GS	RECEIVING					RUSHING				
				REC	YDS	AVG	LG	TD	ATT	YDS	AVG	LG	TD
2015	MIAMI	14	4	26	494	19.0	49	3	0	0	0.0	0	0
2016	MIAMI	15	8	56	744	13.3	56t	4	0	0	0.0	0	0
2017	MIAMI	13	12	57	670	11.8	36	1	0	0	0.0	0	0
NFL TOTALS		42	24	139	1908	13.7	56t	8	0	0	0.0	0	0

DeVANTE PARKER'S NFL PLAYOFF STATS

YEAR	TEAM	GP	GS	RECEIVING					RUSHING				
				REC	YDS	AVG	LG	TD	ATT	YDS	AVG	LG	TD
2016	MIAMI	1	0	4	55	13.8	37	0	0	0	0.0	0	0
PLAYOFF TOTALS		1	0	4	55	13.8	37	0	0	0	0.0	0	0

ADDITIONAL STATS

Miscellaneous Tackles: 1 in 2015, 2 in 2016 and 1 in 2017 for total of 4.

SINGLE-GAME CAREER HIGHS

Receptions:	8	3 times, last: at N.Y. Jets, 9/24/17
Receiving Yards:	106	twice, last: at New England, 9/18/16
Longest Rec.:	56	twice, last: at Buffalo, 12/24/16
TD Receptions:	1	8 times, last: at N.Y. Jets, 9/24/17

100-YARD RECEIVING GAMES (3)

DATE	OPPONENT	REC	YDS	AVG	LG	TD
1/3/16	NEW ENGLAND	5	106	21.2	46	1
9/18/16	at New England	8	106	13.3	28	0
11/13/16	at San Diego	5	103	20.6	56	0

2015 GAME-BY-GAME STATS (MIAMI)

DATE	OPPONENT	P/S	REC	YDS	AVG	LG	TD
09/13	at Washington	1/0	0	0	0.0	-	0
09/20	at Jacksonville	1/0	1	3	3.0	3	0
09/27	BUFFALO	1/0	3	46	15.3	19	0
10/04	N.Y. JETS	1/0	0	0	0.0	-	0
10/18	at Tennessee	1/0	0	0	0.0	-	0
10/25	HOUSTON	1/0	0	0	0.0	-	0
10/29	at New England	1/0	0	0	0.0	-	0
11/08	at Buffalo		INACTIVE				
11/15	at Philadelphia		DID NOT PLAY				
11/22	DALLAS	1/0	0	0	0.0	-	0
11/29	at N.Y. Jets	1/0	4	80	20.0	33t	1
12/06	BALTIMORE	1/1	3	63	21.0	38t	1
12/14	N.Y. GIANTS	1/1	2	16	8.0	14	0
12/20	at San Diego	1/0	4	87	21.8	35	0
12/27	INDIANAPOLIS	1/1	4	93	23.3	49	0
01/03	NEW ENGLAND	1/1	5	106	21.2	46	1
2015 TOTALS		14/4	26	494	19.0	49	3

2016 GAME-BY-GAME STATS (MIAMI)

DATE	OPPONENT	P/S	REC	YDS	AVG	LG	TD
09/11	at Seattle		INACTIVE				
09/18	at New England	1/1	8	106	13.3	28	0
09/25	CLEVELAND	1/1	3	51	17.0	26	1
09/29	at Cincinnati	1/1	2	20	10.0	15	0
10/09	TENNESSEE	1/0	2	70	35.0	50	0
10/16	PITTSBURGH	1/0	5	28	5.6	11	0
10/23	BUFFALO	1/0	3	20	6.7	9	0
11/06	N.Y. JETS	1/0	2	8	4.0	4	0
11/13	at San Diego	1/1	5	103	20.6	56	0
11/20	at L.A. Rams	1/1	8	79	9.9	15	1
11/27	SAN FRANCISCO	1/0	3	64	21.3	46	0
12/04	at Baltimore	1/1	3	34	11.3	17	1
12/11	ARIZONA	1/1	2	14	7.0	11	0
12/17	at N.Y. Jets	1/0	1	17	17.0	17	0
12/24	at Buffalo	1/0	4	85	21.3	56	1
01/01	NEW ENGLAND	1/1	5	45	9.0	18	0
2016 TOTALS		15/8	56	744	13.3	56	4

DATE	OPPONENT	P/S	REC	YDS	AVG	LG	TD
01/08	at Pittsburgh*	1/0	4	55	13.8	37	0

* AFC Wild Card game

2017 GAME-BY-GAME STATS (MIAMI)

DATE	OPPONENT	P/S	REC	YDS	AVG	LG	TD
09/17	at L.A. Chargers	1/1	4	85	21.3	31	0
09/24	at N.Y. Jets	1/1	8	76	9.5	26	1
10/01	NEW ORLEANS	1/1	6	69	11.5	21	0
10/08	TENNESSEE	1/1	1	6	6.0	6	0
10/15	at Atlanta		INACTIVE				
10/22	N.Y. JETS		INACTIVE				
10/26	at Baltimore		INACTIVE				
11/05	OAKLAND	1/0	5	76	15.2	26	0
11/13	at Carolina	1/1	6	66	11.0	24	0
11/19	TAMPA BAY	1/1	4	26	6.5	17	0
11/26	at New England	1/1	1	5	5.0	5	0
12/03	DENVER	1/1	1	5	5.0	5	0
12/11	NEW ENGLAND	1/1	4	40	10.0	15	0
12/17	at Buffalo	1/1	6	89	14.8	36	0
12/24	at Kansas City	1/1	5	63	12.6	34	0
12/31	BUFFALO	1/1	6	64	10.7	24	0
2017 TOTALS		13/12	57	670	11.8	36	1



34

SENRORISE PERRY

RUNNING BACK // 6-0 // 210 // LOUISVILLE '14

ACQUIRED: FA, '16

HOMETOWN: SUMMERVILLE, GA. // BORN: 9/19/91

NFL: FOURTH SEASON // DOLPHINS: SECOND SEASON

NFL CAREER

TRANSACTIONS:

- Signed by Miami on Jan. 10, 2017.
- Signed to Miami's practice squad on Oct. 12, 2016.
- Released from Chicago's practice squad on Sept. 13, 2016.
- Signed to Chicago's practice squad on Sept. 4, 2016.
- Waived by Chicago on Aug. 28, 2016.
- Signed by Chicago as an undrafted college free agent on May 19, 2014.

CAREER HIGHLIGHTS:

- Played in 32 career games.
- 8 carries for 30 yards (3.8 avg.).
- 2 receptions for 2 yards (1.0 avg.).
- 14 kickoff returns for 290 yards (20.7 avg.).
- 17 special teams tackles (14 solo), 2 forced fumbles and 1 fumble recovery; 1 safety.

2017 (MIAMI):

- Played in all 16 games.
- 8 carries for 30 yards (3.8 avg.).
- 10 kickoff returns for 202 yards (20.2 avg.).
- 9 special teams tackles (6 solo).

VS. DENVER (12/3): 5 carries for 22 yards (4.4 avg.); 1 kickoff return for 20 yards; 1 solo special teams tackle.

- Tackled WR Isaiah McKenzie in the end zone for a safety on a Denver punt return in the 4th quarter.
- His 5 carries were the 1st rushing attempts of his career.

VS. NEW ENGLAND (12/11): 2 kickoff returns for 33 yards (16.5 avg.); 2 special teams tackles (1 solo).

VS. BUFFALO (12/31): 3 carries for 8 yards (2.7 avg.); 1 reception for 3 yards; 2 kickoff returns for 59 yards (29.5 avg.).

2016 (MIAMI/CHICAGO):

- Spent 11 games on Miami's practice squad and 1 game on Chicago's practice squad.
- Spent the offseason and training camp with Chicago before being waived on Aug. 28.

2015 (CHICAGO):

- Missed the entire season after he was placed on injured reserve on Sept. 1.

2014 (CHICAGO):

- Played in all 16 games.
- 1 reception for -1 yard.
- 4 kickoff returns for 88 yards (22.0 avg.).
- 10 special teams tackles (8 solo) and 2 forced fumbles.

VS. BUFFALO (9/7): 1 assisted special teams tackle.

- Made his NFL debut.

AT CAROLINA (10/5): 1 solo special teams tackle and 1 forced fumble.

- The forced fumble was the 1st of his career.

AT DETROIT (11/27): 1 reception for -1 yard; 2 special teams tackles (1 solo) and 1 forced fumble.

BEFORE THE NFL

COLLEGE (LOUISVILLE):

- 4-year letterman (2010-13) and 1-year starter.

CAREER: Played in 46 games with 6 starts; 289 carries for 1,409 yards (4.9 avg.) and 18 TDs; 36 receptions for 359 yards (10.0 avg.) and 1 TD; 22 kickoff returns for 513 yards (23.3 avg.); 30 tackles (23 solo) and 1 forced fumble.

SENIOR (2013): Played in all 13 games with 6 starts; 141 carries for 677 yards (4.8 avg.) and 6 TDs; 18 receptions for 178 yards (9.9 avg.) and 1 TD; 7 kickoff returns for 166 yards (23.7 avg.); 7 tackles (6 solo) and 1 forced fumble.

JUNIOR (2012): Played in 11 games; 136 carries for 705 yards (5.2 avg.) and 11 TDs; 18 receptions for 181 yards (10.1 avg.); 7 kickoff returns for 137 yards (19.6 avg.); 5 tackles (2 solo).

- His 11 rushing TDs led the team.
- His 705 rushing yards were 2nd on the team.

SOPHOMORE (2011): Played in all 13 games; 12 carries for 27 yards (2.3 avg.) and 1 TD; 8 kickoff returns for 210 yards (26.3 avg.); 11 tackles (9 solo) and 1 blocked punt.

TRUE FRESHMAN (2010): Played in 9 games; 7 tackles (6 solo).

HIGH SCHOOL (CHATTOOGA HS – SUMMERVILLE, GA.)

- Played running back and linebacker.
- Also participated in track and field, winning state titles in the 100 meters and long jump.

SENIOR (2009): 918 rushing yards; 216 receiving yards; 12 offensive TDs; 6 return TDs.

- All-state as a return specialist.
- All-area on defense.

OFF THE FIELD

COMMUNITY:

- Participated in the 2017 Fins Weekend event.
- Joined teammates and staff for the Dolphins Cancer Challenge in 2018.

PERSONAL:

- Participated in the 2017 Dolphins Business Combine at Hard Rock Stadium where he and teammates learned about the different behind the scenes jobs of an NFL team.
- **PRONUNCIATION:** First name is pronounced suh-nah-riss.
- **MAJOR:** Communications.

SENORISE PERRY'S NFL REGULAR SEASON STATS

YEAR	TEAM	GP	GS	RUSHING					RECEIVING				
				ATT	YDS	AVG	LG	TD	REC	YDS	AVG	LG	TD
2014	CHICAGO	16	0	0	0	0.0	0	0	1	-1	-1.0	-1	0
2015	CHICAGO	INJURED RESERVE											
2016	CHICAGO/MIAMI	PRACTICE SQUAD											
2017	MIAMI	16	0	8	30	3.8	12	0	1	3	3.0	3	0
NFL TOTALS		32	0	8	30	3.8	12	0	2	2	1.0	3	0

SENORISE PERRY'S NFL REGULAR SEASON RETURNING STATS

YEAR	TEAM	KICKOFF RETURN					PUNT RETURN					
		KR	YDS	AVG	LG	TD	PR	FC	YDS	AVG	LG	TD
2014	CHICAGO	4	88	22.0	21	0	0	0	0	0.0	-	0
2015	CHICAGO	INJURED RESERVE										
2016	CHICAGO/MIAMI	PRACTICE SQUAD										
2017	MIAMI	10	202	20.2	37	0	0	0	0	0.0	-	0
NFL TOTALS		14	290	20.7	37	0	0	0	0	0.0	-	0

ADDITIONAL STATS


Special Teams Tackles: (Chicago) 10 in 2014, (Miami) 9 in 2017 for total of 19.

Miscellaneous Fumble Recoveries: 1 in 2017.

Safeties: 1 in 2017.

SINGLE-GAME CAREER HIGHS

Rushes:	5	vs. Denver, 12/3/17
Rushing Yards:	22	vs. Denver, 12/3/17
Longest Rush:	12	vs. Denver, 12/3/17
Receptions:	1	twice, last: vs. Buffalo, 12/31/17
Receiving Yards:	3	vs. Buffalo, 12/31/17
Longest Reception:	3	vs. Buffalo, 12/31/17
Special Teams Tackles:	2	twice, last: vs. New England, 12/11/17



97

JORDAN PHILLIPS

DEFENSIVE TACKLE // 6-6 // 341 // OKLAHOMA '15
ACQUIRED: D2, '15
HOMETOWN: WICHITA, KAN. // BORN: 9/21/92
NFL: FOURTH SEASON // DOLPHINS: FOURTH SEASON

NFL CAREER

TRANSACTIONS:

- 2nd-round pick (52nd overall) by Miami in the 2015 NFL draft.

CAREER HIGHLIGHTS:

- Played in 44 career games with 26 starts.
- 58 tackles (37 solo), 4.5 sacks, 1 interception and 10 passes defended.
- 1 blocked PAT.

2017 (MIAMI):

- Played in 13 games with 11 starts.
- Inactive for 3 games.
- 16 tackles (10 solo), 2 sacks and 3 passes defended.

AT NEW ENGLAND (11/26): 3 tackles (2 solo).

VS. DENVER (12/3): 2 solo tackles, 1 sack and 1 pass defended.

- Sacked QB Trevor Siemian for a loss of 14 yards on 3rd-and-5 in the 3rd quarter, forcing Denver to punt.

VS. NEW ENGLAND (12/11): 1 solo tackle and 1 sack.

- Sacked QB Tom Brady for a loss of 8 yards in the 3rd quarter.

2016 (MIAMI):

- Played in all 16 games with 11 starts.
- 23 tackles (13 solo), 0.5 sacks, 1 interception and 3 passes defended.
- 1 blocked PAT.

AT SEATTLE (9/11): 4 assisted tackles and 0.5 sacks.

- Pushed an offensive lineman into QB Russell Wilson, causing a fumble recovered by the Dolphins.

VS. N.Y. JETS (11/6): 1 solo tackle, 1 interception and 1 pass defended.

- Intercepted QB Ryan Fitzpatrick and returned it 17 yards in the 3rd quarter.

VS. ARIZONA (12/11): 1 pass defended.

- Blocked a K Chandler Catanzaro PAT that was returned by S Walt Aikens for a defensive 2-point conversion.

POSTSEASON:

AFC WILD CARD AT PITTSBURGH (1/8): 3 tackles (2 solo).

2015 (MIAMI):

- Played in 15 games with 4 starts.
- Inactive for 1 game.
- 19 tackles (14 solo), 2 sacks and 4 passes defended.

AT WASHINGTON (9/13): 1 solo tackle and 1 sack.

- Made his NFL debut.
- Sacked QB Kirk Cousins on the first series of his NFL career.

VS. DALLAS (11/22): 2 solo tackles and 2 passes defended.

VS. BALTIMORE (12/6): 4 tackles (1 solo) and 1 pass defended.

- Deflected a 2nd quarter QB Matt Schaub pass that resulted in a S Reshad Jones interception.

BEFORE THE NFL

COLLEGE (OKLAHOMA):

- 3-year letterman and 2-year starter (2013-14).

CAREER: Played in 28 games with 17 starts; 57 tackles (28 solo), 2 sacks, 2 passes defended and 1 fumble recovery.

JUNIOR (2014): Started all 13 games; 38 tackles (20 solo), 2 sacks, 1 pass defended and 1 fumble recovery.

- 2nd-team All-Big 12.

SOPHOMORE (2013): Started 4 games; 7 tackles (2 solo), 1.5 sacks and 1 pass defended.

REDSHIRT FRESHMAN (2012): Played in 11 games; 12 tackles (6 solo).

- Redshirted in 2011.

HIGH SCHOOL (CIRCLE HS – TOWANDA, KAN.)

- Played on the defensive line, tight end and punter.

SENIOR (2010): 68 tackles, 8.5 sacks, 1 interception and 2 fumble recoveries; 17 receptions for 400 yards (23.5 avg.) and 4 receiving TDs; 2 rushing TDs; 2 blocked kicks; 36.9 yard punting average.

- All-state.

JUNIOR (2009): 40 tackles, 2.5 sacks, 1 forced fumble and 2 fumble recoveries; 15 receptions for 138 yards (9.2 avg.) and 2 TDs.

OFF THE FIELD

COMMUNITY:

- Cheered on participants at the Dolphins Cancer Challenge in February 2018.

PERSONAL:

- **MAJOR:** Criminology.

JORDAN PHILLIPS' NFL REGULAR SEASON STATS

YEAR	TEAM	GP	GS	TACKLES					INTERCEPTIONS					FUMBLES	
				TOT	SOLO	ASST	SK	YDS	INT	YDS	LG	TD	PD	FF	FR
2015	MIAMI	15	4	19	14	5	2.0	14.0	0	0	0	0	4	0	0
2016	MIAMI	16	11	23	13	10	0.5	0.0	1	17	17	0	3	0	0
2017	MIAMI	13	11	16	10	6	2.0	22.0	0	0	0	0	3	0	0
NFL TOTALS		44	26	58	37	21	4.5	36.0	1	17	17	0	10	0	0

JORDAN PHILLIPS' NFL PLAYOFF STATS

YEAR	TEAM	GP	GS	TACKLES					INTERCEPTIONS					FUMBLES	
				TOT	SOLO	ASST	SK	YDS	INT	YDS	LG	TD	PD	FF	FR
2016	MIAMI	1	1	3	2	1	0.0	0.0	0	0	0	0	0	0	0
NFL TOTALS		1	1	3	2	1	0.0	0.0	0	0	0	0	0	0	0

ADDITIONAL STATS

Blocked Kicks: 1 blocked PAT in 2016.

SINGLE-GAME CAREER HIGHS

Tackles: 4 twice, last: at Seattle, 9/11/16
Sacks: 1 4 times, last: vs. New England, 12/11/17
Interceptions: 1 vs. N.Y. Jets, 11/6/16
Passes Defensed: 2 vs. Dallas, 11/22/15



94

ROBERT QUINN

DEFENSIVE END // 6-4 // 257 // NORTH CAROLINA '11
 ACQUIRED: T, '18 (LAR)
 HOMETOWN: LADSON, S.C. // BORN: 5/18/90
 NFL: EIGHTH SEASON // DOLPHINS: FIRST SEASON



NFL CAREER

TRANSACTIONS:

- Traded from the L.A. Rams to Miami on March 14, 2018.
- 1st-round pick (14th overall) by St. Louis in the 2011 NFL draft.

CAREER HONORS:

- 2014 Pro Bowl selection.
- 2014 1st-team All-Pro.
- 2013 Pro Bowl selection.
- 2013 Pro Football Writers of America (PFWA) Defensive Player of the Year.
- 2013 1st-team All-Pro.
- 2013 Daniel F. Reeves Team MVP (St. Louis).
- NFC Defensive Player of the Week (vs. Arizona, 9/8/13).
- NFC Special Teams Player of the Week (vs. New Orleans, 10/30/11).

CAREER HIGHLIGHTS:

- Played in 95 career games with 76 starts.
- 217 tackles (174 solo), 62.5 sacks, 17 passes defended, 20 forced fumbles and 2 fumble recoveries.
- 3 blocked punts.
- Tied for 3rd among all-time career sack leaders in Rams history:

RAMS ALL-TIME CAREER SACK LEADERS

PLAYER	YEARS	SACKS
1. Leonard Little	1998-2009	87.5
2. Kevin Greene	1985-92	72.5
3. Kevin Carter	1995-2000	62.5
ROBERT QUINN	2011-17	62.5
5. Chris Long	2008-15	54.5

- Leads the NFL with 20 forced fumbles since 2012:

NFL FORCED FUMBLES LEADERS (2012-PRESENT)

PLAYER	TEAM(S)	FFs
1. ROBERT QUINN	STL/LAR	20
2. Von Miller	Denver	19
3. Ryan Kerrigan	Washington	18
4. Lavonte David	Tampa Bay	17
Cameron Wake	Miami	17

- Posted 3 consecutive double-digit sack seasons (2012-14).
- His 19 sacks in 2013 were a single-season

franchise record and 2nd in the NFL that season:

RAMS SINGLE-SEASON SACK LEADERS

PLAYER	YEAR	SACKS
1. ROBERT QUINN	2013	19.0
2. Kevin Carter	1999	17.0
3. Kevin Greene	1988	16.5
Kevin Greene	1989	16.5
5. Leonard Little	2001	14.5

NFL SACK LEADERS (2013)

PLAYER	TEAM	SACKS
1. Robert Mathis	Indianapolis	19.5
2. ROBERT QUINN	ST. LOUIS	19.0
3. Greg Hardy	Carolina	15.0
4. Mario Williams	Buffalo	13.0
5. Cameron Jordan	New Orleans	12.5

- Joined DE Chris Long in 2012 as the 1st pair of Rams to record double-digit sacks in a single season since 2000.

2017 (L.A. RAMS):

- Played in 15 games with 14 starts.
- Inactive for 1 game.
- 32 tackles (21 solo), 8.5 sacks, 1 pass defended and 2 forced fumbles.
- Transitioned from defensive end to outside linebacker in the offseason.

VS. NEW ORLEANS (11/26):

- 5 tackles (3 solo), 1 sack and 1 forced fumble.
- Strip-sacked QB Drew Brees on a 3rd down on New Orleans' 1st drive of the game, forcing a Saints punt.

AT ARIZONA (12/3):

- 3 solo tackles and 2 sacks.
- Sacked QB Blaine Gabbert twice in the 4th quarter to help preserve the victory.

AT SEATTLE (12/17):

- 2 solo tackles, 2 sacks and 1 forced fumble.
- Strip-sacked QB Russell Wilson in the 2nd quarter and the turnover led to a Rams TD on the ensuing possession.

POSTSEASON:

NFC WILD CARD VS. ATLANTA (1/6):

- 3 solo tackles and 1 sack.
- Sacked QB Matt Ryan for a loss of 10 yards in the 2nd quarter.

2016 (L.A. RAMS):

- Played in 9 games with 8 starts.
- Inactive for 4 games.

- Missed the rest of the season after being placed on injured reserve on Dec. 15.
- 10 tackles (8 solo), 4 sacks, 2 passes defended and 2 forced fumbles.

VS. SEATTLE (9/18): 2 tackles (1 solo), 1 sack and 1 forced fumble.

- Strip-sacked QB Russell Wilson on the final play of the 1st half.

AT TAMPA BAY (9/25): 3 solo tackles, 1 sack and 1 forced fumble.

- Strip-sacked QB Jameis Winston in the 4th quarter, which was returned by DL Ethan Westbrooks for a 77-yard TD.

VS. MIAMI (11/20): 1 solo tackle and 1 sack.

- Sacked QB Ryan Tannehill for a loss of 10 yards in the 2nd quarter.

2015 (ST. LOUIS):

- Played in 8 games with 7 starts.
- Inactive for 5 games.
- Missed the rest of the season after being placed on injured reserve on Dec. 17.
- 21 tackles (13 solo), 5 sacks, 3 passes defended and 3 forced fumbles.

VS. SEATTLE (9/13): 5 tackles (3 solo) and 2 sacks.

- Sacked QB Russell Wilson twice.

VS. PITTSBURGH (9/27): 1 solo tackle, 1 sack, 1 pass defended and 1 forced fumble.

- Strip-sacked QB Michael Vick in the 4th quarter.

AT GREEN BAY (10/11): 6 tackles (4 solo), 1 sack and 1 forced fumble.

- Strip-sacked QB Aaron Rodgers in the 3rd quarter and the ball was recovered by the Rams.

2014 (ST. LOUIS):

- Started all 16 games.
- 46 tackles (39 solo), 10.5 sacks, 6 passes defended and 5 forced fumbles.
- Marked his 3rd consecutive double-digit sack season.

AT KANSAS CITY (10/26): 5 solo tackles, 2 sacks and 1 forced fumble.

- Sacked QB Alex Smith twice on back-to-back snaps near the end of the 2nd quarter.

AT SAN FRANCISCO (11/2): 4 solo tackles, 2 sacks, 1 forced fumble and 1 pass defended.

- Sacked QB Colin Kaepernick twice in the 2nd quarter, including 1 strip-sack that was recovered by the Rams.

VS. OAKLAND (11/30): 5 solo tackles, 3 sacks and 2 forced fumbles.

- All 3 sacks came in the 2nd half, including 2 strip-sacks in the 4th quarter.

PRO BOWL:

- Selected to his 2nd consecutive Pro Bowl.

HONORS:

- 1st-team All-Pro.

2013 (ST. LOUIS):

- Started all 16 games.
- 57 tackles (50 solo), 19 sacks, 1 pass defended, 7 forced fumbles and 2 fumble recoveries.
- His 19 sacks were a single-season franchise record and 2nd in the NFL that season.
- Marked his 2nd consecutive season recording

10+ sacks.

VS. ARIZONA (9/8): 3 solo tackles, 3 sacks and 2 forced fumbles.

- Sacked QB Carson Palmer 3 times, including a strip-sack in the 4th quarter that led to a Rams field goal to tie the game in an eventual victory.

VS. CHICAGO (11/24): 4 solo tackles, 1 sack, 1 pass defended, 1 forced fumble and 1 fumble recovery.

- Strip-sacked QB Josh McCown in the 4th quarter and returned it 31 yards for his 1st NFL TD.

VS. TAMPA BAY (12/22): 6 solo tackles and 3 sacks.

- Sacked QB Mike Glennon 3 times, including twice in the 4th quarter, to help preserve the win.

PRO BOWL:

- Selected as a captain in his 1st Pro Bowl appearance.

HONORS:

- Pro Football Writers of America (PFWA) Defensive Player of the Year.
- 1st-team All-Pro.
- Daniel F. Reeves Team MVP.
- NFC Defensive Player of the Week (vs. Arizona, 9/8).

2012 (ST. LOUIS):

- Played in all 16 games with 14 starts.
- 29 tackles (24 solo), 10.5 sacks, 2 passes defended and 1 forced fumble.
- His 10.5 sacks were 2nd on the team.
- Joined DE Chris Long as the 1st pair of Rams to record double-digit sacks in a single season since 2000.

AT DETROIT (9/9): 3 solo tackles and 1 sack.

- Sacked QB Matthew Stafford in the 3rd quarter for a loss of 9 yards.

VS. ARIZONA (10/4): 6 tackles (4 solo), 3 sacks, 1 pass defended and 1 forced fumble.

- Sacked QB Kevin Kolb 3 times, including a strip-sack to end Arizona's final possession and preserve the win.

AT SAN FRANCISCO (11/11): 4 tackles (3 solo) and 1.5 sacks.

- Sacked QB Colin Kaepernick twice, including once in the 4th quarter.

2011 (ST. LOUIS):

- Played in 15 games with 1 start.
- Inactive for 1 game.
- 22 tackles (19 solo), 3 sacks and 2 passes defended.
- 3 blocked punts.

AT N.Y. GIANTS (9/19): 2 solo tackles and 1 sack.

- Sacked QB Eli Manning for a loss of 8 yards in the 3rd quarter for his 1st NFL sack.
- Made his NFL debut.

VS. NEW ORLEANS (10/30): 2 solo tackles and 1 sack; 1 blocked punt.

- Sacked QB Drew Brees for a loss of 9 yards in the 2nd quarter.
- Blocked a punt by P Thomas Morstead to give his team the ball at the opposing 15-yard line and set up a TD.

VS. CINCINNATI (12/18): 1 solo tackle and 1 pass defended.

- Made his 1st NFL start.

HONORS:

- NFC Special Teams Player of the Week (vs. New Orleans, 10/30).

BEFORE THE NFL**COLLEGE (NORTH CAROLINA):**

- 2-year starter (2008-09).
- CAREER:** Started 25 games; 86 tackles (57 solo), 13 sacks, 4 passes defended and 8 forced fumbles.
- SOPHOMORE (2009):** Started all 13 games; 52 tackles (35 solo), 11 sacks, 3 passes defended and 6 forced fumbles.
- His 11 sacks were 2nd in the ACC and 16th in the nation.
 - His 6 forced fumbles were 2nd in the ACC and 4th in the nation.
 - 2nd-team All-American.
 - 1st-team All-ACC.
 - Finished 2nd in ACC Defensive Player of the Year voting.
- TRUE FRESHMAN (2008):** Started 12 games; 34 tackles (22 solo), 2 sacks, 1 pass defended and 2 forced fumbles.

- ACC Brian Piccolo Award winner (league's most courageous player) after he battled back from a brain injury as a high school senior.

HIGH SCHOOL (FORT DORCHESTER HS – NORTH CHARLESTON, S.C.)

- Won 3 consecutive heavyweight wrestling state titles.
- SENIOR (2007):** 54 tackles and 5 sacks.
- Season was shortened after undergoing brain surgery for a benign tumor.

OFF THE FIELD**COMMUNITY:**

- Hosted his own bowling event to benefit Africa.
- Has participated in several charitable efforts such as Make-A-Wish Celebrity Server Dinner, Urban League Turkey Distribution, Ronald McDonald House Charities and Big Plays Little Wishes to benefit Big Brothers, Big Sisters.

PERSONAL:

- **MAJOR:** African-American studies.

ROBERT QUINN'S NFL REGULAR SEASON STATS

YEAR	TEAM	GP	GS	TACKLES					INTERCEPTIONS					FUMBLES	
				TOT	SOLO	ASST	SK	YDS	INT	YDS	LG	TD	PD	FF	FR
2011	ST. LOUIS	15	1	22	19	3	5.0	35.0	0	0	0	0	2	0	0
2012	ST. LOUIS	16	14	29	24	5	10.5	61.0	0	0	0	0	2	1	0
2013	ST. LOUIS	16	16	57	50	7	19.0	145.0	0	0	0	0	1	7	2
2014	ST. LOUIS	16	16	46	39	7	10.5	73.0	0	0	0	0	6	5	0
2015	ST. LOUIS	8	7	21	13	8	5.0	23.0	0	0	0	0	3	3	0
2016	L.A. RAMS	9	8	10	8	2	4.0	33.0	0	0	0	0	2	2	0
2017	L.A. RAMS	15	14	32	21	11	8.5	67.5	0	0	0	0	1	2	0
NFL TOTALS		95	76	217	174	43	62.5	437.5	0	0	0	0	17	20	2

ROBERT QUINN'S NFL PLAYOFF STATS

YEAR	TEAM	GP	GS	TACKLES					INTERCEPTIONS					FUMBLES	
				TOT	SOLO	ASST	SK	YDS	INT	YDS	LG	TD	PD	FF	FR
2017	L.A. RAMS	1	1	3	3	0	1.0	10.0	0	0	0	0	0	0	0
NFL TOTALS		1	1	3	3	0	1.0	10.0	0	0	0	0	0	0	0

ADDITIONAL STATS

Blocked Kicks: (St. Louis) 3 blocked punts in 2011.

SINGLE-GAME CAREER HIGHS

- Tackles:** 6 3 times, last: at Green Bay, 10/11/15
- Sacks:** 3 5 times, last: vs. Oakland, 11/30/14
- Passes Defended:** 3 vs. Denver, 11/16/14
- Forced Fumbles:** 2 twice, last: vs. Oakland, 11/30/14
- Fumble Recoveries:** 1 twice, last: vs. New Orleans, 12/15/13



JASON SANDERS

KICKER // 5-11 // 186 // NEW MEXICO '18
ACQUIRED: D7B, '18
HOMETOWN: ORANGE, CALIF. // BORN: 11/16/95
NFL: ROOKIE SEASON // DOLPHINS: ROOKIE SEASON

NFL CAREER

TRANSACTIONS:

- 7th-round pick (229th overall) by Miami in the 2018 NFL draft.

BEFORE THE NFL

COLLEGE (NEW MEXICO):

- 4-year letterman (2014-17).

CAREER: Played in 50 games; 25-of-35 field goals (71.4 pct.) and 111-of-112 PATs (99.1 pct.) for 186 points; 9 special teams tackles; 1 special teams forced fumble; 266 kickoffs and 195 touchbacks.

- Set a school record for consecutive extra points made with 81.
- Set a school record for most 50+ yard field goals (4).

SENIOR (2017): Played in all 12 games; 10-of-15 field goals (66.7 pct.) and 28-of-28 PATs (100.0 pct.) for 58 points; 1 special teams tackle; 48 kickoffs and 39 touchbacks.

- His 81.3 touchback percentage was 3rd in FBS.

JUNIOR (2016): Played in all 13 games; 12-of-13 field goals (92.3 pct.) and 61-of-62 PATs (98.4 pct.) for 97 points; 3 special teams tackles; 84 kickoffs and 69 touchbacks.

- His 83.8 touchback percentage led all of FBS.

- His 59 extra points made set a school record.

SOPHOMORE (2015): Played in all 13 games; 3-of-7 field goals (42.9 pct.) and 22-of-22 PATs (100.0 pct.) for 31 points; 72 kickoffs and 50 touchbacks.

TRUE FRESHMAN (2014): Played in all 12 games; 5 special teams tackles; 1 special teams forced fumble; 62 kickoffs and 37 touchbacks.

HIGH SCHOOL (VILLA PARK HS – VILLA PARK, CALIF.)

- Also played soccer.

SENIOR (2013): 7-of-12 field goals (58.3 pct.) and 31-of-34 PATs (91.2 pct.); 26 punts for 1,170 yards (45.0 avg.); 57 kickoffs and 38 touchbacks.

- Named his league's Special Teams Player of the Year.

JUNIOR (2012): 8-of-15 field goals (53.3 pct.) and 43-of-46 PATs (93.5 pct.); 47 punts for 2,157 yards (45.9 avg.); 81 kickoffs and 54 touchbacks.

- 1st-team all-league.
- 2nd-team all-state.

OFF THE FIELD

PERSONAL:

- **MAJOR:** Business and political science.

JASON SANDERS' COLLEGE STATS

YEAR	TEAM	GP	FGM	FGA	PCT	LG	XPM	XPA	PCT	PTS
2014	NEW MEXICO	12	0	0	0.0	–	0	0	0.0	0
2015	NEW MEXICO	13	3	7	42.9	32	22	22	100.0	31
2016	NEW MEXICO	13	12	13	92.3	52	61	62	98.4	97
2017	NEW MEXICO	12	10	15	66.7	53	28	28	100.0	58
NCAA TOTALS		50	25	35	71.4	53	111	112	99.1	186

ADDITIONAL STATS

Special Teams Tackles: 5 in 2014, 3 in 2016, 1 in 2017 for total of 9.

Special Teams Forced Fumbles: 1 in 2014.

Kickoffs: 62 kickoffs and 37 touchbacks in 2014, 72 kickoffs and 50 touchbacks in 2015, 84 kickoffs and 69 touchbacks in 2016, 48 kickoffs and 39 touchbacks in 2017 for total of 266 kickbacks and 195 touchbacks.



71

JOSH SITTON

GUARD // 6-3 // 320 // UCF '08
ACQUIRED: UFA, '18 (CHI.)
HOMETOWN: PENSACOLA, FLA. // BORN: 6/16/86
NFL: 11TH SEASON // DOLPHINS: FIRST SEASON

2012, 2014, 2015, 2016



NFL CAREER

TRANSACTIONS:

- Signed by Miami as an unrestricted free agent from Chicago on March 16, 2018.
- Signed by Chicago on Sept. 4, 2016.
- Released by Green Bay on Sept. 3, 2016.
- 4th-round pick (135th overall) by Green Bay in the 2008 NFL draft.

CAREER HONORS:

- 2016 Pro Bowl selection.
- 2015 Pro Bowl selection.
- 2015 2nd-team All-Pro.
- 2015 PFWA All-NFC team.
- 2014 Pro Bowl selection.
- 2014 1st-team All-Pro.
- 2014 PFWA All-NFC team.
- 2013 2nd-team All-Pro.
- 2013 PFWA All-NFC team.
- 2012 Pro Bowl selection.
- 2010 Offensive Lineman of the Year by the NFL Alumni Association.

CAREER HIGHLIGHTS:

- Played in 147 career games with 137 starts.
- Won Super Bowl XLV with Green Bay at the end of the 2010 season.
- Has gone an entire season without allowing a sack on 3 different occasions (2010, 2014 and 2016).
- Started 13 playoff games and allowed 1 sack and was flagged for 2 penalties.
- During his 8 seasons in Green Bay (2008-15), the Packers were 3rd in the NFL in total touchdowns (417) and 5th in yards per game (371.7).

2017 (CHICAGO):

- Started 13 games – 11 at left guard and 2 at right guard.
- Inactive for 3 games.
- Committed just 2 penalties the entire season.

AT BALTIMORE (10/15):

- Started at right guard.
- Blocked for RB Jordan Howard, who carried 36 times for 167 yards (4.6 avg.) in the victory.

AT CINCINNATI (12/10):

- Started at right guard.
- Helped the offense set season highs with 33 points scored and 482 total yards.

2016 (CHICAGO):

- Played in 13 games with 12 starts, all at left guard.
- Inactive for 3 games.
- Did not allow a sack the entire season.

AT HOUSTON (9/11):

- Started at left guard.
- Made his Bears debut and was in the starting lineup just 7 days after signing with the team.

VS. DETROIT (10/2):

- Started at left guard.
- Helped protect QB Brian Hoyer, who completed 28-of-36 passes (77.8 pct.) for 302 yards and 2 TDs in the victory.

PRO BOWL:

- Selected to his 3rd consecutive Pro Bowl and 4th overall.
- Started at right guard for the NFC team.

2015 (GREEN BAY):

- Started all 16 games – 15 at left guard and 1 at left tackle.
- Helped the team finish tied for 4th in fewest giveaways (17) and 12th in rushing (115.6 yards per game).

POSTSEASON:

NFC WILD CARD AT WASHINGTON (1/10):

- Started at left guard.

NFC DIVISIONAL AT ARIZONA (1/16):

- Started at left guard.

PRO BOWL:

- Earned his 2nd straight Pro Bowl nod and the 3rd selection of his career.
- Became the 1st Packers guard to earn consecutive Pro Bowl selections since Mike Rivera (2002-04).
- Started at left guard for Team Rice.

HONORS:

- 2nd-team All-Pro selection.
- PFWA All-NFC team.

2014 (GREEN BAY):

- Started all 16 games at left guard.
- Did not allow a sack all season and was flagged for only 3 penalties.
- Helped the offense lead the NFL in scoring (30.4 points per game) and finish 6th in yards per game (386.1) and tied for 1st in fewest giveaways with a franchise-record 13.
- The offense allowed just 30 sacks, tied for 9th in the league and Green Bay's lowest since 2007 (19).

- Helped QB Aaron Rodgers earn the NFL's Most Valuable Player award after leading the NFL in TD/INT ratio (7.60, 38/5) and finishing 2nd in passer rating (112.2), 2nd in yards per attempt (8.43) and 3rd in TD passes (38).

POSTSEASON:

NFC DIVISIONAL VS. DALLAS (1/11): Started at left guard.

NFC CHAMPIONSHIP AT SEATTLE (1/18): Started at left guard.

PRO BOWL:

- Earned his 2nd career Pro Bowl selection.
- Started at left guard for Team Carter.

HONORS:

- 1st-team All-Pro selection.
- PFWA All-NFC team.

2013 (GREEN BAY):

- Started all 16 games at left guard.
- Allowed just 1.5 sacks and was flagged for 6 penalties.
- Transitioned to the left side after playing right guard his entire career.
- Helped the offense finish 3rd in the NFL with 6,404 total yards, the 2nd-most in franchise history, despite using 4 different quarterbacks and QB Aaron Rodgers missing 7 games.
- The offensive line helped the team finish in the top 10 in both passing (6th) and rushing (7th) for the 1st time since 2004.
- Blocked for RB Eddie Lacy, whose 1,178 rushing yards set a team rookie record and helped earn him NFL Offensive Rookie of the Year.

POSTSEASON:

NFC WILD CARD VS. SAN FRANCISCO (1/5): Started at left guard.

HONORS:

- 2nd-team All-Pro selection, becoming the first Packers offensive lineman to earn All-Pro honors since Mike Rivera in 2003.
- PFWA All-NFC team.

2012 (GREEN BAY):

- Started all 16 games at right guard.
- Allowed just 2.5 sacks and was flagged for 6 penalties.
- Was 1 of just 2 Packers offensive linemen to start every game (T Marshall Newhouse) and joined Newhouse as the only players on the team to play every offensive snap.
- Helped the offense finish 5th in scoring (27.1 points per game) and 2nd in fewest giveaways (16).
- Protected QB Aaron Rodgers, who led the NFL in passer rating (108.0), TD percentage (7.1) and TD/INT ratio (4.88), while finishing 2nd in passing TDs (39) and 3rd in completion percentage (67.2).

POSTSEASON:

NFC WILD CARD VS. MINNESOTA (1/5): Started at right guard.

NFC DIVISIONAL AT SAN FRANCISCO (1/12): Started at right guard.

PRO BOWL:

- Earned his 1st career Pro Bowl selection.
- Became the 1st Packers guard to earn a Pro Bowl

nod since Mike Rivera in 2004.

2011 (GREEN BAY):

- Started 14 games at right guard.
- Inactive for 2 games.
- Allowed just 2 sacks and was flagged for 6 penalties.
- Helped the offense set franchise records for points (560), total net yards (6,482) and total net passing yards (4,924).
- The 560 points were 3rd-most in NFL history.
- Protected QB Aaron Rodgers, who earned NFL MVP honors after setting an NFL single-season record for passer rating (122.5) and team records for TD passes (45), passing yards (4,643), yards per attempt (9.25), completion percentage (68.3) and 300-yard games (8).

POSTSEASON:

NFC DIVISIONAL VS. N.Y. GIANTS (1/15): Started at right guard.

2010 (GREEN BAY):

- Started all 16 games at right guard.
- Did not allow a sack the entire season and was flagged for only 3 penalties.
- Played every offensive snap for the 2nd consecutive season.
- Helped the team finish 9th in the NFL in overall offense and 5th in passing.

POSTSEASON:

NFC WILD CARD AT PHILADELPHIA (1/9): Started at right guard.

NFC DIVISIONAL AT ATLANTA (1/15): Started at right guard.

NFC CHAMPIONSHIP AT CHICAGO (1/23): Started at right guard.

SUPER BOWL XLV VS. PITTSBURGH (2/6): Started at right guard.

HONORS:

- NFL Offensive Lineman of the Year by the NFL Alumni Association.

2009 (GREEN BAY):

- Started all 16 games at right guard.
- Was flagged 4 times during the season.
- Played every offensive snap.
- Blocked for RB Ryan Grant's 1,253-yard rushing season.

POSTSEASON:

NFC WILD CARD AT ARIZONA (1/10): Started at right guard.

2008 (GREEN BAY):

- Played in 11 games with 2 starts at right guard.
- Inactive for 3 games.
- Dressed but did not play 2 games.
- Also played special teams.

BEFORE THE NFL

COLLEGE (UCF):

- 4-year letterman (2004-07) and 3-year starter.

CAREER: Played in 50 games with 43 starts.

- Joined his classmate Keith Shologan as the 1st 2 players in school history to appear in 50 games.

- Helped lead a resurgence of the program, going from an 0-11 season as a freshman (2004) to winning the school's 1st conference championship as a senior (2007).

SENIOR (2007): Started all 14 games, earning 10 starts at right tackle, 3 at right guard and 1 at left guard.

- 1st-team All-Conference USA.
- Helped school win its 1st conference title.
- Blocked for an offense that set school records for points (501) and rushing yards (3,287).
- Paved the way for RB Kevin Smith to total the 2nd-most single-season rushing yards in NCAA history (2,567).

JUNIOR (2006): Started all 12 games at right tackle.

SOPHOMORE (2005): Started all 13 games at right tackle.

TRUE FRESHMAN (2004): Played in all 11 games with 4 starts at right guard.

HIGH SCHOOL (PENSACOLA CATHOLIC HS – PENSACOLA, FLA.)

- Allowed just 3 sacks over his final 2 seasons.
- Played offensive and defensive line.
- Also lettered twice in basketball.

SENIOR (2003): 50 tackles and 6 sacks.

- 2nd-team all-state.
- 1st-team all-area.

OFF THE FIELD

COMMUNITY:

- Hosted the Josh Sitton Holiday Shopping Event for several years, buying gifts for children to help support the PALS Program of Brown County, Wis.

- Through his contracting company, Bear General Contractors, has helped sponsor an annual football camp for kids in Pensacola and also helped sponsor a dinner to raise money for a Pensacola homeless shelter.

- Participated in several team community initiatives, including the Packers Tailgate Tour, several charity golf tournaments and the Jordy Nelson Celebrity Softball Game.

- Traveled to Montana to attend the Doug Betters Whitefish Winter Classic, an annual event held by the former Dolphins defensive end to benefit children in need of pediatric medical treatment.
- Regularly hosts football camps in his hometown.
- Is a board member of the Studer Community Institute, which raises awareness for brain development in children ages 0-4 years old.

PERSONAL:

- Appeared in the movie Pitch Perfect 2 in 2015 with 4 of his Packers teammates.
- Partnered with his good friend, Chris Jaubert, to start Bear General Contractors in Lafayette, La. in 2014.
- Moved the company's headquarters to Pensacola, Fla. in 2016.
- Married to Kristen.
- **PRONUNCIATION:** Last name is pronounced SITT-en.
- **MAJOR:** Criminal justice.

JOSH SITTON'S NFL REGULAR SEASON STATS

GAMES/STARTS: (Green Bay) 2008: 11/2, 2009: 16/16, 2010: 16/16, 2011: 14/14, 2012: 16/16, **NFL TOTALS: 147/137**
2013: 16/16, 2014: 16/16, 2015: 16/16, (Chicago) 2016: 13/12, 2017: 13/13

JOSH SITTON'S NFL PLAYOFF STATS

GAMES/STARTS: (Green Bay) 2009: 1/1, 2010: 4/4, 2011: 1/1, 2012: 2/2, 2013: 1/1, 2014: 2/2, **PLAYOFF TOTALS: 13/13**
2015: 2/2



NFL CAREER

TRANSACTIONS:

- 4th-round pick (123rd overall) by Miami in the 2018 NFL draft.

BEFORE THE NFL

COLLEGE (NOTRE DAME):

- 4-year letterman (2014-17) and 2-year starter.

CAREER: Played in 41 games with 28 starts; 28 receptions for 381 yards (13.6 avg.) and 6 TDs.

SENIOR (2017): Started all 13 games; 15 receptions for 244 yards (16.3 avg.) and 1 TD.

- Helped block for the 7th-best rushing offense in FBS (269.3 rushing yards per game), the school's best finish since 1995.
- Helped the school set a single-season rushing record with 3,503 rushing yards.

JUNIOR (2016): Started all 12 games; 9 receptions for 112 yards (12.4 avg.) and 4 TDs.

SOPHOMORE (2015): 3 starts; 3 receptions for 18 yards (6.0 avg.) and 1 TD.

REDSHIRT FRESHMAN (2014): Played in all 13 games; 1 reception for 7 yards.

- Redshirted in 2013.

HIGH SCHOOL (BELTON HS – BELTON, TEXAS)

- Played defensive end as a freshman before moving to tight end.

SENIOR (2012): 37 receptions for 547 yards (14.8 avg.) and 6 TDs.

- 1st-team all-district.

JUNIOR (2011): 22 receptions for 341 yards (15.5 avg.) and 3 TDs.

- 1st-team all-district.

SOPHOMORE (2010): 8 receptions for 120 yards (15.0 avg.) and 2 TDs.

OFF THE FIELD

PERSONAL:

- **MAJOR:** Sociology.

DURHAM SMYTHE'S COLLEGE STATS

YEAR	TEAM	GP	GS	RECEIVING					RUSHING				
				REC	YDS	AVG	LG	TD	ATT	YDS	AVG	LG	TD
2014	NOTRE DAME	13	0	1	7	7.0	7	0	0	0	0.0	0	0
2015	NOTRE DAME	3	3	3	18	6.0	7	1	0	0	0.0	0	0
2016	NOTRE DAME	12	12	9	112	12.4	31	4	0	0	0.0	0	0
2017	NOTRE DAME	13	13	15	244	16.3	33	1	0	0	0.0	0	0
NCAA TOTALS		41	28	28	381	13.6	33	6	0	0	0.0	0	0

ADDITIONAL STATS

Kickoff Returns: 1 for 0 yards in 2017

Tackles: 1 in 2016, 3 in 2017



93 AKEEM SPENCE

DEFENSIVE TACKLE // 6-1 // 307 // ILLINOIS '13
ACQUIRED: T, '18 (DET)
HOMETOWN: FORT WALTON BEACH, FLA. // BORN: 11/29/91
NFL: SIXTH SEASON // DOLPHINS: FIRST SEASON

NFL CAREER

TRANSACTIONS:

- Traded from Detroit to Miami on May 3, 2018.
- Signed by Detroit as an unrestricted free agent from Tampa Bay on March 9, 2017.
- 4th-round pick (100th overall) by Tampa Bay in the 2013 NFL draft.

CAREER HIGHLIGHTS:

- Played in 72 career games with 41 starts.
- 135 tackles (83 solo), 8.5 sacks, 1 forced fumble and 3 fumble recoveries.
- Has played in 32 consecutive games.

2017 (DETROIT):

- Played in all 16 games with 11 starts.
- 39 tackles (19 solo), 3 sacks and 1 forced fumble.

VS. CAROLINA (10/8): 3 tackles (2 solo), 1 sack and 1 forced fumble.

- Strip-sacked QB Cam Newton on a 3rd down in the 4th quarter, forcing a loss of 8 yards and a missed field goal on the next snap.

VS. CHICAGO (12/16): 2 solo tackles and 1 sack.

AT CINCINNATI (12/24): 8 tackles (3 solo).

2016 (TAMPA BAY):

- Played in all 16 games with 4 starts.
- 19 tackles (10 solo) and 0.5 sacks.

VS. DENVER (10/2): 5 tackles (1 solo) and 0.5 sacks.

VS. ATLANTA (11/3): 4 tackles (3 solo).

AT SAN DIEGO (12/4): 2 solo tackles.

2015 (TAMPA BAY):

- Played in 8 games with 7 starts.
- Inactive for 1 contest.
- Missed the 1st 5 games on the physically unable to perform list.
- Missed the final 2 contests after being placed on injured reserve on Dec. 26.
- 11 tackles (8 solo).

VS. N.Y. GIANTS (11/8): 3 tackles (2 solo).

AT INDIANAPOLIS (11/29): 3 solo tackles.

2014 (TAMPA BAY):

- Played in all 16 games with 5 starts.
- 37 tackles (27 solo), 3 sacks and 2 fumble recoveries.

AT CLEVELAND (11/2): 4 tackles (3 solo) and 1 sack.

AT CAROLINA (12/14): 3 tackles (2 solo) and 1 fumble recovery.

- Recovered a fumble by RB Jonathan Stewart in the 3rd quarter.

VS. NEW ORLEANS (12/28): 3 tackles (2 solo) and 1 sack.

2013 (TAMPA BAY):

- Played in all 16 games with 14 starts.
- 29 tackles (19 solo), 1 sack and 1 fumble recovery.

AT N.Y. JETS (9/8): 2 solo tackles and 1 fumble recovery.

- Started in his NFL debut.

AT NEW ENGLAND (9/22): 4 tackles (3 solo) and 1 sack.

- Recorded his 1st career sack, a 6-yard loss of QB Tom Brady.

VS. SAN FRANCISCO (12/15): 3 solo tackles.

BEFORE THE NFL

COLLEGE (ILLINOIS):

- 3-year starter (2010-12).

CAREER: Started all 38 games; 186 tackles (65 solo), 3.5 sacks and 2 forced fumbles.

- Started 38 consecutive games – every contest in his collegiate career.

JUNIOR (2012): Started all 12 games; 72 tackles (32 solo), 1 sack and 1 forced fumble.

- All-Big Ten honorable mention.

SOPHOMORE (2011): Started all 13 games; 69 tackles (18 solo), 1.5 sacks and 1 forced fumble.

REDSHIRT FRESHMAN (2010): Started all 13 games; 45 tackles (15 solo) and 1 sack.

- 1st-team Freshman All-American.
- Redshirted in 2009.

HIGH SCHOOL (FORT WALTON BEACH HS – FORT WALTON BEACH, FLA.)

- Also threw shot put and discus in track.

SENIOR (2008): 80 tackles and 5 sacks.

JUNIOR (2007): 67 tackles and 2 sacks.

OFF THE FIELD

PERSONAL:

- **MAJOR:** Communications.

AKEEM SPENCE'S NFL REGULAR SEASON STATS

YEAR	TEAM	GP	GS	TACKLES					INTERCEPTIONS					FUMBLES		
				TOT	SOLO	ASST	SK	YDS	INT	YDS	LG	TD	PD	FF	FR	
2013	TAMPA BAY	16	14	29	19	10	1.0	6.0	0	0	0	0	0	0	0	1
2014	TAMPA BAY	16	5	37	27	10	3.0	15.5	0	0	0	0	0	0	0	2
2015	TAMPA BAY	8	7	11	8	3	1.0	1.0	0	0	0	0	0	0	0	0
2016	TAMPA BAY	16	4	19	10	9	0.5	0.5	0	0	0	0	0	0	0	0
2017	DETROIT	16	11	39	19	20	3.0	23.0	0	0	0	0	0	0	1	0
NFL TOTALS		72	41	135	83	52	8.5	46.0	0	0	0	0	0	0	1	3

SINGLE-GAME CAREER HIGHS

Tackles: 8 at Cincinnati, 12/24/17
Sacks: 1 6 times, last: vs. Chicago, 12/16/17
Passes Defensed: 1 at Oakland, 9/28/14
Forced Fumbles: 1 vs. Carolina, 10/8/17
Fumble Recoveries: 1 3 times, last: at Carolina, 12/14/14



74

ZACH STERUP

TACKLE // 6-9 // 327 // NEBRASKA '15

ACQUIRED: FA, '17

HOMETOWN: HASTINGS, NEB. // BORN: 5/14/92

NFL: SECOND SEASON // DOLPHINS: SECOND SEASON

NFL CAREER

TRANSACTIONS:

- Signed by Miami on Nov. 7, 2017.
- Signed to Cleveland's practice squad on Sept. 9, 2017.
- Waived by Cleveland on Sept. 7, 2017.
- Signed by Cleveland on Jan. 2, 2017.
- Signed to Cleveland's practice squad on Dec. 5, 2016.
- Released from the N.Y. Jets practice squad on Nov. 29, 2016.
- Signed to the N.Y. Jets practice squad on Nov. 9, 2016.
- Released from Kansas City's practice squad on Nov. 8, 2016.
- Signed to Kansas City's practice squad on Nov. 2, 2016.
- Waived by Kansas City on Sept. 3, 2016.
- Signed by Kansas City as an undrafted college free agent on May 10, 2016.

2017 (MIAMI/CLEVELAND):

- Played in 6 games with 1 start for Miami.
- Inactive for 2 games with Miami.
- Signed by Miami on Nov. 7.
- Spent 8 weeks on Cleveland's practice squad.
- Spent the offseason and training camp with Cleveland before being waived on Sept. 7.

AT NEW ENGLAND (11/26): Played but did not record any stats.

• Made his NFL debut.

VS. BUFFALO (12/31): Started at left tackle.

- Made his 1st NFL start.

2016 (CLEVELAND/N.Y. JETS/KANSAS CITY):

- Spent time on the practice squads of Kansas City, N.Y. Jets and Cleveland.
- Spent the offseason and training camp with Kansas City before being waived on Sept. 3.

BEFORE THE NFL

COLLEGE (NEBRASKA):

- 4-year letterman (2012-15) and 2-year starter.

CAREER: Played in 31 games with 16 starts.

SENIOR (2015): Played in 9 games with 6 starts at both guard and tackle.

- Husker Pride Award winner, given to the player the coaching staff recognizes as being someone who has represented Nebraska football for all the right reasons and has represented Nebraska both on and off the field in a first-class manner.

JUNIOR (2014): Started 10 games at right tackle.

SOPHOMORE (2013): Played in 11 games.

REDSHIRT FRESHMAN (2012): Played in 4 games.

- Redshirted in 2011.

HIGH SCHOOL (ST. CECILIA HS – HASTINGS, NEB.)

- Played offensive and defensive line.
- Also played basketball and helped his school win 3 straight state championships.

SENIOR (2010): 58 tackles and 4 sacks.

- Helped his team win the state title.
- 1st-team all-state.

OFF THE FIELD

COMMUNITY:

- Is actively involved in the Team Jack Foundation, funding research for pediatric brain cancer.


PERSONAL:

- **PRONUNCIATION:** Last name is pronounced STIR-up.
- **MAJOR:** Economics and finance.

ZACH STERUP'S NFL REGULAR SEASON STATS

GAMES/STARTS: 2017: 6/1

NFL TOTALS: 6/1



10

KENNY STILLS

WIDE RECEIVER // 6-1 // 202 // OKLAHOMA '13
 ACQUIRED: T, 2015 (N.O.)
 HOMETOWN: SAN DIEGO, CALIF. // BORN: 4/22/92
 NFL: SIXTH SEASON // DOLPHINS: FOURTH SEASON

NFL CAREER

TRANSACTIONS:

- Traded from New Orleans to Miami on March 13, 2015.
- 5th-round pick (144th overall) by New Orleans in the 2013 NFL draft.

CAREER HONORS:

- 2017 Nat Moore Community Service Award.
- 2017 Walter Payton Man of the Year Nominee.
- 2016 Nat Moore Community Service Award.

CAREER HIGHLIGHTS:

- Played in 79 career games with 56 starts.
- 222 receptions for 3,585 yards (16.1 avg.) and 26 TDs.
- Has played in 63 consecutive games and started 33 straight contests.
- Missed just 1 game in his 5-year NFL career.
- Is 2nd in the NFL in yards per catch since entering the league in 2013 (min. 150 rec.):

NFL RECEIVING AVERAGE LEADERS (2013-17)

PLAYER	TEAM(S)	REC	YDS	AVG
1. DeSean Jackson	Phil./Was./TB	274	4,702	17.2
2. KENNY STILLS	MIA	222	3,585	16.1
3. Torrey Smith	Balt./SF/Phi.	203	3,255	16.0
4. Sammy Watkins	Buf./LAR	192	3,052	15.9
5. Rob Gronkowski	NE	287	4,516	15.7

- His 17.3 yards per catch was 3rd in the NFL in 2016 (min. 32 rec.):

NFL RECEIVING AVERAGE LEADERS (2016)

PLAYER	TEAM	REC	YDS	AVG
1. DeSean Jackson	Washington	56	1,005	17.9
2. Chris Hogan	NE	38	680	17.9
3. KENNY STILLS	MIAMI	42	726	17.3
4. Julio Jones	Atlanta	83	1,409	17.0
5. Marvin Jones	Detroit	55	930	16.9

- Tied for 6th in the NFL in touchdown receptions in 2016:

NFL RECEIVING TD LEADERS (2016)

PLAYER	TEAM	REC	YDS	TD
1. Jordy Nelson	Green Bay	97	1,257	14
2. Davante Adams	Green Bay	75	997	12
Antonio Brown	Pittsburgh	106	1,284	12
Mike Evans	Tampa Bay	96	1,321	12
5. Odell Beckham Jr.	N.Y. Giants	101	1,367	10
6. KENNY STILLS	MIAMI	42	726	9
Rishard Matthews	Tennessee	65	945	9
Michael Thomas	New Orleans	92	1,137	9

- Led the NFL in yards per reception as a rookie in 2013:

NFL RECEIVING AVERAGE LEADERS (2013)

PLAYER	TEAM	REC	YDS	AVG
1. KENNY STILLS	NO	32	641	20.0
2. Josh Gordon	Cleveland	87	1,646	18.9
3. Riley Cooper	Philadelphia	47	835	17.8
4. Calvin Johnson	Detroit	84	1,492	17.8
5. Torrey Smith	Baltimore	65	1,128	17.4

2017 (MIAMI):

- Started all 16 games.
- 58 receptions for 847 yards (14.6 avg.) and 6 TDs.
- Selected by teammates to serve as a season-long team captain.

AT BALTIMORE (10/26):

- 5 receptions for 65 yards (13.0 avg.).
- Eclipsed 3,000 career receiving yards.
- At the time, became 1 of 62 active NFL wide receivers to top 3,000 career receiving yards.

VS. TAMPA BAY (11/19):

- 7 receptions for 180 yards (25.7 avg.) and 1 TD.
- His 180 receiving yards tied for the seventh-most in a game in team history.

- His 25.7 yards per catch in the game was the 4th-best mark in a single game in team history.

- It was the 5th 100-yard game of his career.

VS. DENVER (12/3):

- 5 receptions for 98 yards (19.6 avg.) and 1 TD.

HONORS:

- Nat Moore Community Service Award winner.
- Walter Payton Man of the Year nominee.

2016 (MIAMI):

- Started all 16 games.
- 42 receptions for 726 yards (17.3 avg.) and 9 TDs.
- 9 TD receptions led the team and were tied for 6th in the NFL.
- 17.3 yards per reception was 3rd in the NFL.

- 13.0 yards at catch average was 2nd in the league.
- Caught a touchdown in each of the final 4 regular season games.

VS. BUFFALO (10/23): 5 receptions for 100 yards (20.0 avg.) and 1 TD.

- Caught a 66-yard TD pass from QB Ryan Tannehill with 2:24 remaining to put Miami up 28-17.
- It was the fourth 100-yard game of his career.

VS. ARIZONA (12/11): 6 receptions for 97 yards (16.2 avg.) and 1 TD.

- Caught a 29-yard pass from QB Matt Moore to place Miami at the Arizona 1-yard line, setting up a K Andrew Franks 21-yard field goal to win the game.

AT N.Y. JETS (12/17): 1 reception for 52 yards (52.0 avg.) and 1 TD.

- Caught a 52-yard TD pass from QB Matt Moore in the second quarter to give Miami a 13-7 lead.

POSTSEASON:

AFC WILD CARD AT PITTSBURGH (1/8): 5 receptions for 82 yards (16.4 avg.).

HONORS:

- Nat Moore Community Service Award winner.

2015 (MIAMI):

- Played in all 16 games with 8 starts.
- 27 receptions for 440 yards (16.3 avg.) and 3 TDs.

AT WASHINGTON (9/13): 1 reception for 12 yards (12.0 avg.).

- Made his Dolphins debut.

VS. N.Y. JETS (10/4): 5 receptions for 81 yards (16.2 avg.) and 1 TD.

- Hauled in a 10-yard TD pass from QB Ryan Tannehill in the fourth quarter.

AT BUFFALO (11/8): 3 receptions for 74 yards (24.7 avg.).

VS. N.Y. GIANTS (12/14): 2 receptions for 49 yards (24.5 avg.) and 1 TD.

- Caught a 47-yard TD pass from QB Ryan Tannehill to give Miami a 24-17 third-quarter lead.

2014 (NEW ORLEANS):

- Played in 15 games with 6 starts.
- Inactive for 1 game.
- 63 receptions for 931 yards (14.8 avg.) and 3 TDs.

AT DETROIT (10/19): 5 receptions for 103 yards (20.6 avg.) and 1 TD.

- It was the 2nd 100-yard game of his career.
- Caught a 46-yard TD pass from QB Drew Brees to give New Orleans a 17-3 lead in the 3rd quarter.

VS. BALTIMORE (11/24): 8 receptions for 98 yards (12.3 avg.).

AT PITTSBURGH (11/30): 5 receptions for 162 yards (12.3 avg.) and 1 TD.

- His 162 receiving yards were a season high.
- It was the 3rd 100-yard game of his career.
- Hauled in a 69-yard TD pass from QB Drew Brees in the 3rd quarter to give his team a 28-13 lead.

2013 (NEW ORLEANS):

- Played in all 16 games with 10 starts.
- 32 receptions for 641 yards (20.0 avg.) and 5 TDs.
- Led the NFL with a 20.0 yards per catch average, the highest by a rookie in Saints history.

VS. ATLANTA (9/8): 2 receptions for 86 yards (43.0 avg.).

- Made his NFL debut.

AT TAMPA BAY (9/15): 1 reception for 10 yards (10.0 avg.).

- Made his 1st NFL start.

VS. BUFFALO (10/27): 3 receptions for 129 yards (43.0 avg.) and 2 TDs.

- It was the 1st 100-yard game and 1st multi-touchdown game of his career.
- His 43.0 receiving average in the game was the 4th-highest in Saints history at the time.
- Caught a 69-yard TD pass from QB Drew Brees to give New Orleans a second-quarter lead.
- Reeled in a 42-yard TD strike from Brees to extend the team's 4th-quarter lead.

VS. TAMPA BAY (12/29): 1 reception for 76 yards (76.0 avg.) and 1 TD.

- Caught a 76-yard TD pass from Brees with 2:40 left in the second quarter.

POSTSEASON:

NFC WILD CARD AT PHILADELPHIA (1/4): 3 receptions for 35 yards (11.7 avg.).

NFC DIVISIONAL AT SEATTLE (1/11): Played but did not record any stats.

BEFORE THE NFL

COLLEGE (OKLAHOMA):

- 3-year starter (2010-12).

CAREER: Started 38 games; 204 receptions for 2,594 yards (12.7 avg.) and 24 TDs.

- Left school ranked No. 4 in career receptions, No. 3 in receiving yards and No. 5 in TD catches.

JUNIOR (2012): Started all 13 games; 82 receptions for 959 yards (11.7 avg.) and 11 TDs.

- His 82 receptions were 5th on the school's single-season record list at the time.

- Posted 3 100-yard games and 10 games with 6+ receptions.

- 2nd-team All-Big 12.

SOPHOMORE (2011): Started 11 games; 61 receptions for 848 yards (13.9 avg.) and 8 TDs.

- His 61 receptions were 2nd on the team and 6th in the Big 12.

- Posted 3 100-yard games and 4 games with 7+ receptions.

- 2nd-team All-Big 12.

TRUE FRESHMAN (2010): Started all 14 games; 61 receptions for 786 yards (12.9 avg.) and 5 TDs.

- His 61 receptions and 786 receiving yards broke school records for a freshman.

- 1st-team Freshman All-American.

HIGH SCHOOL (LA COSTA CANYON – CARLSBAD, CALIF.)

- Broke the San Diego area career record with 3,041 receiving yards.

SENIOR (2009): 45 receptions for 914 yards (20.3 avg.) and 10 TDs.

- 1st-team All-CIF honors.

JUNIOR (2008): 62 receptions for 1,500 yards (24.2 avg.) and 17 TDs.

OFF THE FIELD

COMMUNITY:

- 2-time winner (2016-17) of the Dolphins' Nat Moore Community Service Award.
- Selected by the Dolphins as their 2017 Walter Payton Man of the Year nominee.
- Drove to a number of different states to do community events in numerous locations in 2018.
- Helped donate football equipment to Miami's local NFL Youth Education Town center in 2018.
- Attended every community event during the 2016 season on player days off.
- Worked with the Dolphins and the Ross Initiative in Sports for Equality (RISE) to host a town hall meeting in 2016 that brought influential local leaders together with law enforcement to

discuss actionable steps that could be taken to address issues of racial inequality and unite the community.

- Helped organize a police ride along program and has inspired other NFL players to host similar programs in their local communities.
- Helps fund CommUNITY tailgates, which bring local student-athletes, coaches, parents, community leaders, law enforcement and military personnel together at every Dolphins home game.

PERSONAL:

- **MAJOR:** Communications with an emphasis in broadcasting and electronic media.

KENNY STILL'S' NFL REGULAR SEASON STATS

YEAR	TEAM	GP	GS	RECEIVING					RUSHING				
				REC	YDS	AVG	LG	TD	ATT	YDS	AVG	LG	TD
2013	NEW ORLEANS	16	10	32	641	20.0	76t	5	3	10	3.3	4	0
2014	NEW ORLEANS	15	6	63	931	14.8	69t	3	1	-2	-2.0	-2	0
2015	MIAMI	16	8	27	440	16.3	47t	3	0	0	0.0	0	0
2016	MIAMI	16	16	42	726	17.3	74t	9	0	0	0.0	0	0
2017	MIAMI	16	16	58	847	14.6	61t	6	0	0	0.0	0	0
NFL TOTALS		79	56	222	3585	16.1	76t	26	4	8	2.0	4	0

KENNY STILL'S' NFL PLAYOFF STATS

YEAR	TEAM	GP	GS	RECEIVING					RUSHING				
				REC	YDS	AVG	LG	TD	ATT	YDS	AVG	LG	TD
2013	NEW ORLEANS	2	1	3	35	11.7	14	0	1	1	1.0	1	0
2016	MIAMI	1	1	5	82	16.4	36	0	0	0	0.0	0	0
PLAYOFF TOTALS		3	2	8	117	14.6	36	0	1	1	1.0	1	0

ADDITIONAL STATS

Miscellaneous Tackles: (New Orleans) 1 in 2013, 1 in 2014, (Miami) 4 in 2016, 3 in 2017 for total of 9.

SINGLE-GAME CAREER HIGHS

- Receptions:** 8 vs. Baltimore, 11/24/14
- Receiving Yards:** 180 vs. Tampa Bay, 11/19/17
- Longest Rec.:** 76t vs. Tampa Bay, 12/29/13
- TD Receptions:** 2 twice, last: vs. N.Y. Jets, 10/22/17

100-YARD RECEIVING GAMES (5)

DATE	OPPONENT	REC	YDS	AVG	LG	TD
10/27/13	BUFFALO	3	129	43.0	69t	2
10/19/14	at Detroit	5	103	20.6	46t	1
11/30/14	at Pittsburgh	5	162	32.4	69t	1
10/23/16	BUFFALO	5	100	20.0	66t	1
11/19/17	TAMPA BAY	7	180	25.7	61	1

2013 GAME-BY-GAME STATS (NEW ORLEANS)

DATE	OPPONENT	P/S	REC	YDS	AVG	LG	TD
09/08	ATLANTA	1/0	2	86	43.0	67	0
09/15	at Tampa Bay	1/1	1	10	10.0	10	0
09/22	ARIZONA	1/1	0	0	0.0	-	0
09/30	MIAMI	1/0	4	38	9.5	18	0
10/06	at Chicago	1/0	0	0	0.0	-	0
10/13	at New England	1/1	3	64	21.3	34t	1
10/27	BUFFALO	1/1	3	129	43.0	69t	2
11/03	at N.Y. Jets	1/0	3	35	11.7	19	0
11/10	DALLAS	1/1	3	75	25.0	52t	1
11/17	SAN FRANCISCO	1/0	1	11	11.0	11	0
11/21	at Atlanta	1/1	2	22	11.0	16	0
12/02	at Seattle	1/1	1	3	3.0	3	0
12/08	CAROLINA	1/1	2	22	11.0	14	0
12/15	at St. Louis	1/1	4	47	11.8	20	0
12/22	at Carolina	1/1	2	23	11.5	19	0
12/29	TAMPA BAY	1/0	1	76	76.0	76t	1
2013 TOTALS		16/10	32	641	20.0	76t	5

DATE	OPPONENT	P/S	REC	YDS	AVG	LG	TD
01/04	at Philadelphia*	1/1	3	35	11.7	14	0
01/11	at Seattle**	1/0	0	0	0.0	-	0
PLAYOFF TOTALS		2/1	3	35	11.7	14	0

* NFC Wild Card game
** NFC Divisional game

2014 GAME-BY-GAME STATS (NEW ORLEANS)

DATE	OPPONENT	P/S	REC	YDS	AVG	LG	TD	
09/07	at Atlanta		INACTIVE					
09/14	at Cleveland	1/1	3	25	8.3	14	0	
09/21	MINNESOTA	1/1	4	38	9.5	15	0	
09/28	at Dallas	1/0	2	62	31.0	46	0	
10/05	TAMPA BAY	1/0	1	16	16.0	16	0	
10/19	at Detroit	1/0	5	103	20.6	46t	1	
10/26	GREEN BAY	1/0	4	57	14.3	45	0	
10/30	at Carolina	1/0	5	72	14.4	18	0	
11/09	SAN FRANCISCO	1/1	3	26	8.7	16	0	
11/16	CINCINNATI	1/1	4	32	8.0	16	1	
11/24	BALTIMORE	1/1	8	98	12.3	33	0	
11/30	at Pittsburgh	1/0	5	162	32.4	69t	1	
12/07	CAROLINA	1/0	3	23	7.7	14	0	
12/15	at Chicago	1/1	5	67	13.4	21	0	
12/21	ATLANTA	1/0	6	68	11.3	22	0	
12/28	at Tampa Bay	1/0	5	82	16.4	44	0	
2014 TOTALS		15/6	63	931	14.8	69t	3	

2015 GAME-BY-GAME STATS (MIAMI)

DATE	OPPONENT	P/S	REC	YDS	AVG	LG	TD
09/13	at Washington	1/0	1	12	12.0	12	0
09/20	at Jacksonville	1/0	2	8	4.0	8	0
09/27	BUFFALO	1/0	0	0	0.0	-	0
10/04	N.Y. JETS	1/0	5	81	16.2	42	1
10/18	at Tennessee	1/1	2	46	23.0	38	0
10/25	HOUSTON	1/1	0	0	0.0	-	0
10/29	at New England	1/1	3	58	19.3	25	0
11/08	at Buffalo	1/1	3	74	24.7	46	0
11/15	at Philadelphia	1/0	0	0	0.0	-	0
11/22	DALLAS	1/1	2	52	26.0	29t	1
11/29	at N.Y. Jets	1/1	2	12	6.0	7	0
12/06	BALTIMORE	1/1	0	0	0.0	-	0
12/14	N.Y. GIANTS	1/0	2	49	24.5	47t	1
12/20	at San Diego	1/0	1	23	23.0	23	0
12/27	INDIANAPOLIS	1/0	3	14	4.7	9	0
01/03	NEW ENGLAND	1/1	1	11	11.0	11	0
2015 TOTALS		16/8	27	440	16.3	47t	3

2016 GAME-BY-GAME STATS (MIAMI)

DATE	OPPONENT	P/S	REC	YDS	AVG	LG	TD
09/11	at Seattle	1/1	1	16	16.0	16	0
09/18	at New England	1/1	2	39	19.5	24t	1
09/25	CLEVELAND	1/1	5	76	15.2	28	0
09/29	at Cincinnati	1/1	1	74	74.0	74t	1
10/09	TENNESSEE	1/1	0	0	0.0	-	0
10/16	PITTSBURGH	1/1	2	12	6.0	7	0
10/23	BUFFALO	1/1	5	100	20.0	66t	1
11/06	N.Y. JETS	1/1	1	11	11.0	11	0
11/13	at San Diego	1/1	2	47	23.5	39t	1
11/20	at L.A. Rams	1/1	4	33	8.3	15	0
11/27	SAN FRANCISCO	1/1	3	72	24.0	43t	1
12/04	at Baltimore	1/1	2	21	10.5	12	0
12/11	ARIZONA	1/1	6	97	16.2	29	1
12/17	at N.Y. Jets	1/1	1	52	52.0	52t	1
12/24	at Buffalo	1/1	3	35	11.7	17	1
01/01	NEW ENGLAND	1/1	4	41	10.3	25t	1
2016 TOTALS		16/16	42	726	17.3	74t	9

DATE	OPPONENT	P/S	REC	YDS	AVG	LG	TD
01/08	at Pittsburgh*	1/1	5	82	16.4	36	0

* AFC Wild Card game

2017 GAME-BY-GAME STATS (MIAMI)

DATE	OPPONENT	P/S	REC	YDS	AVG	LG	TD
09/17	at L.A. Chargers	1/1	2	37	18.5	29t	1
09/24	at N.Y. Jets	1/1	4	51	12.8	17	0
10/01	NEW ORLEANS	1/1	3	13	4.3	6	0
10/08	TENNESSEE	1/1	1	13	13.0	13	0
10/15	at Atlanta	1/1	4	49	12.3	18	1
10/22	N.Y. JETS	1/1	6	85	14.2	36	2
10/26	at Baltimore	1/1	5	65	13.0	28	0
11/05	OAKLAND	1/1	3	28	9.3	14	0
11/13	at Carolina	1/1	5	67	13.4	21	0
11/19	TAMPA BAY	1/1	7	180	25.7	61t	1
11/26	at New England	1/1	3	47	15.7	28	0
12/03	DENVER	1/1	5	98	19.6	23t	1
12/11	NEW ENGLAND	1/1	2	18	9.0	11	0
12/17	at Buffalo	1/1	1	8	8.0	8	0
12/24	at Kansas City	1/1	4	54	13.5	16	0
12/31	BUFFALO	1/1	3	34	11.3	16	0
2017 TOTALS		16/16	58	847	14.6	61t	6



66 TRAVIS SWANSON

CENTER // 6-5 // 304 // ARKANSAS '14
 ACQUIRED: FA, '18
 HOMETOWN: HOUSTON, TEXAS // BORN: 1/30/91
 NFL: FIFTH SEASON // DOLPHINS: FIRST SEASON

NFL CAREER

TRANSACTIONS:

- Signed by Miami on Sept. 3, 2018.
- Released by the N.Y. Jets on Sept. 1, 2018.
- Signed by the N.Y. Jets as an unrestricted free agent from Detroit on April 5, 2018.
- 3rd-round pick (76th overall) by Detroit in the 2014 NFL draft.

2018 (N.Y. JETS/MIAMI):

- Signed with Miami on Sept. 3.
- Spent the offseason and training camp with the N.Y. Jets before being released on Sept. 1.

2017 (DETROIT):

- Started 11 games at center.
- Inactive for 4 games.
- Missed the final game of the season after being placed on injured reserve on Dec. 29.

VS. PITTSBURGH (10/29): Started at center.

- Helped protect QB Matthew Stafford, who passed for 423 yards.

2016 (DETROIT):

- Started 12 games at center.
- Inactive for 4 games.

VS. WASHINGTON (10/23): Started at center.

- Helped block for a game-winning drive for the 3rd consecutive week as the offense went 75 yards in 6 plays over the final 49 seconds for a 3-point victory.

POSTSEASON:

NFC WILD CARD AT SEATTLE (1/7): Inactive.

2015 (DETROIT):

- Started 14 games at center.
- Inactive for 1 game.
- Missed the final game of the season after being placed on injured reserve on Dec. 29.

VS. CHICAGO (10/18): Started at center.

- Helped protect QB Matthew Stafford, who passed for 405 yards and 4 TDs in the OT win.

2014 (DETROIT):

- Played in all 16 games with 5 starts – 3 at right guard, 1 at center and 1 as an extra offensive lineman.

AT ARIZONA (11/16): Started at right guard.

- Made his 1st NFL start.

POSTSEASON:

NFC WILD CARD AT DALLAS (1/4): Started at right guard.

-

BEFORE THE NFL

COLLEGE (ARKANSAS):

- 4-year starter (2010-13).

CAREER: Started all 50 games at center.

- Became 1st player in school history to start 50 consecutive games.
- Became the 2nd player in school history to start 50 games in a career.

SENIOR (2013): Started all 12 games.

- The team went 5-1 and averaged 201.7 rushing yards per game, 514.0 total yards per game and one sack allowed per game in the 6 contests he played in.
- 1st-team All-American.
- 1st-team All-SEC.
- Finalist for the Rimington Trophy (nation's top center).

- Part of an offensive line that set a school record by allowing just 8 sacks during the season.

- Team captain.

JUNIOR (2012): Started all 12 games.

- 2nd-team All-SEC.
- Team captain.

SOPHOMORE (2011): Started all 13 games.

- Helped the offense break 16 game or season school records and lead the SEC in total offense, passing offense and scoring offense.

REDSHIRT FRESHMAN (2010): Started all 13 games.

- SEC All-Freshman Team.
- Helped the offense break 24 game or season school records and the only offense to have both a 3,000-yard passer and 1,000-yard receiver in the same season in school history.
- Redshirted in 2009.

HIGH SCHOOL (KINGWOOD HS – KINGWOOD, TEXAS)

SENIOR (2008):

- 1st-team all-state.

OFF THE FIELD

PERSONAL:

- MAJOR: Sociology.

TRAVIS SWANSON'S NFL REGULAR SEASON STATS

GAMES/STARTS: 2014: 16/5, 2015: 14/14, 2016: 12/12, 2017: 11/11

NFL TOTALS: 53/42

TRAVIS SWANSON'S NFL PLAYOFF STATS

GAMES/STARTS: 2014: 1/1

PLAYOFF TOTALS: 1/1



30

CORDREA TANKERSLEY

CORNERBACK // 6-1 // 200 // CLEMSON '17
 ACQUIRED: D3, '17
 HOMETOWN: BEECH ISLAND, S.C. // BORN: 11/19/93
 NFL: SECOND SEASON // DOLPHINS: SECOND SEASON

NFL CAREER

TRANSACTIONS:

- 3rd-round pick (97th overall) by Miami in the 2017 NFL draft.

CAREER HIGHLIGHTS:

- Started 11 career games.
- Inactive for 5 games.
- 31 tackles (24 solo) and 7 passes defended.

2017 (MIAMI):

- Started 11 games.
- 31 tackles (24 solo) and 7 passes defended.

VS. NEW ORLEANS IN LONDON (10/1): 5 solo tackles and 1 pass defended.

- Made his NFL debut.

AT ATLANTA (10/15): 1 solo tackle and 1 pass defended.

- Broke up a QB Matt Ryan pass that was intercepted by S Reshad Jones with 47 seconds left, sealing the victory.

VS. TAMPA BAY (11/19): 6 tackles (4 solo) and 2 passes defended.

- Semifinalist for the Jim Thorpe Award (nation's best defensive back).
- Semifinalist for the Bednarik Award (nation's best defensive player).
- 1st-team All-American.
- 1st-team All-ACC.

JUNIOR (2015): Started all 15 games; 48 tackles (39 solo), 1 sack, 5 interceptions and 4 passes defended.

- Helped team finish as the national runner-up and win the ACC title.
- 3rd-team All-ACC.
- Named the team's most improved player on defense.

SOPHOMORE (2014): Played in all 13 games; 12 tackles (11 solo).

TRUE FRESHMAN (2013): Played in 12 games; 7 tackles (2 solo).

HIGH SCHOOL (HARGRAVE MILITARY ACADEMY – CHATHAM, VA.)

- Attended Hargrave Military Academy (Va.) following high school graduation from Silver Bluff HS.
- Played on both sides of the ball.

SENIOR (2011 AT SILVER BLUFF HS): 40 tackles, 650 rushing yards and 5 TDs; 708 passing yards and 6 TDs.

- 1st-team all-area.

BEFORE THE NFL

COLLEGE (CLEMSON):

- 4-year letterman (2013-16) and 2-year starter.

CAREER: Played in 55 games with 30 starts; 119 tackles (91 solo), 1 sack, 9 interceptions and 29 passes defended.

- Finished his career 2nd in school history with 55 games played.

SENIOR (2016): Started all 15 games; 52 tackles (39 solo), 4 interceptions and 15 passes defended.

- Helped team win the CFP National Championship and the ACC title.


OFF THE FIELD

PERSONAL:

- **PRONUNCIATION:** First name is pronounced cohr-DRAY.
- **MAJOR:** Parks, recreation and tourism management.

CORDREA TANKERSLEY'S NFL REGULAR SEASON STATS

YEAR	TEAM	GP	GS	TACKLES					INTERCEPTIONS					FUMBLES		
				TOT	SOLO	ASST	SK	YDS	INT	YDS	LG	TD	PD	FF	FR	
2017	MIAMI	11	11	31	24	7	0.0	0.0	0	0	0	0	0	7	0	0
NFL TOTALS		11	11	31	24	7	0.0	0.0	0	0	0	0	0	7	0	0



17

RYAN TANNERHILL

QUARTERBACK // 6-4 // 207 // TEXAS A&M '12
 ACQUIRED: D1, '12
 HOMETOWN: BIG SPRING, TEXAS // BORN: 7/27/88
 NFL: SEVENTH SEASON // DOLPHINS: SEVENTH SEASON

NFL CAREER

TRANSACTIONS:

- 1st-round pick (8th overall) by Miami in the 2012 NFL draft.

CAREER HONORS:

- AFC Offensive Player of the Week (vs. Houston, 10/25/15).
- FedEx Air NFL Player of the Week (vs. Houston, 10/25/15).

CAREER HIGHLIGHTS:

- Started 77 career games.
- Completed 1,653-of-2,637 passes (62.7 pct.) for 18,455 yards and 106 TDs for a QB rating of 86.5.
- 216 carries for 1,065 yards (4.9 avg.) and 6 TDs.
- 2 receptions for 5 yards (2.5 avg.).
- Started 77 consecutive games to begin his NFL career.
- Has passed for 3,000 yards 4 times and 4,000 yards twice.
- Ranks 2nd in team history in career completion percentage (min. 250 attempts):

ALL-TIME DOLPHINS CAREER COMPLETION PERCENTAGE LEADERS					
PLAYER	YEARS	ATT	CMP	PCT	
1. Chad Pennington	2008-10	552	373	67.6	
2. RYAN TANNERHILL	2012-17	2637	1653	62.7	
3. Jay Cutler	2017	429	266	62.0	
4. Matt Moore	2011-17	591	359	60.7	
5. Chad Henne	2009-11	1065	646	60.7	

- Ranks 3rd in team history in career passer rating (min. 250 attempts):

DOLPHINS CAREER PASSER RATING LEADERS					
PLAYER	YEARS	YARDS	TD	INT	RATE
1. Chad Pennington	2008-10	4085	20	9	94.5
2. RYAN TANNERHILL	2012-17	18455	106	66	86.5
3. Dan Marino	1983-99	61361	420	252	86.4
4. Matt Moore	2011-17	4298	29	19	86.0
5. Jay Cutler	2017	2666	19	14	80.8

- Holds 2 of the team's top 5 single-season completion percentage marks (min. 250 attempts):

ALL-TIME DOLPHINS SINGLE-SEASON COMPLETION PERCENTAGE LEADERS

PLAYER	YEAR	ATT	CMP	PCT
1. Chad Pennington	2008	476	321	67.4
2. RYAN TANNERHILL	2016	389	261	67.1
3. RYAN TANNERHILL	2014	590	392	66.4
4. Dan Marino	1984	564	362	64.2
5. Dan Marino	1995	482	309	64.1

- Holds 2 of the team's top 5 single-season passer rating marks (min. 250 attempts):

DOLPHINS SINGLE-SEASON PASSER RATING LEADERS

PLAYER	YEAR	YARDS	TD	INT	RATE
1. Dan Marino	1984	5084	48	17	108.9
2. Chad Pennington	2008	3653	19	7	97.4
3. Dan Marino	1983	2210	20	6	96
4. RYAN TANNERHILL	2016	2995	19	12	93.5
5. RYAN TANNERHILL	2014	4045	27	12	92.8

- Holds 3 of the team's top 10 single-season passing yard totals:

DOLPHINS SINGLE-SEASON PASSING YARDS LEADERS

PLAYER	YR	YDS	PLAYER	YR	YDS
1. D. Marino	1984	5,084	6. D. Marino	1985	4,137
2. D. Marino	1986	4,746	7. D. Marino	1992	4,116
3. D. Marino	1994	4,453	8. R. TANNERHILL	2014	4,045
4. D. Marino	1988	4,434	9. Dan Marino	1991	3,970
5. R. TANNERHILL	2015	4,208	10. R. TANNERHILL	2013	3,913

- Holds 2 of the team's top 5 single-season pass attempts totals:

DOLPHINS SINGLE-SEASON PASS ATTEMPTS LEADERS

PLAYER	YEAR	ATT
1. Dan Marino	1986	623
2. Dan Marino	1994	615
3. Dan Marino	1988	606
4. RYAN TANNERHILL	2014	590
5. RYAN TANNERHILL	2013	588

- Holds 2 of the team's top 5 single-season completions totals:

DOLPHINS SINGLE-SEASON COMPLETIONS LEADERS

PLAYER	YEAR	CMP
1. RYAN TANNERHILL	2014	392
2. Dan Marino	1994	385
3. Dan Marino	1986	378
4. RYAN TANNERHILL	2015	363
5. Dan Marino	1984	362

- Totaled 16 career 300-yard passing games, which is the 2nd-most in team history:

MOST CAREER 300-YARD PASSING GAMES BY A DOLPHINS QB		
PLAYER	YEARS	NO.
1. Dan Marino	1983-99	63
2. RYAN TANNEHILL	2012-17	16
3. Chad Henne	2009-11	7
4. Bob Griese	1967-80	3
Jay Fiedler	2000-04	3

- Is the franchise's all-time leader in career rushing yards by a quarterback:

MOST CAREER RUSHING YARDS BY A DOLPHINS QB					
PLAYER	YEARS	ATT	YDS	AVG	TD
1. RYAN TANNEHILL	2012-17	216	1,065	4.9	6
2. Bob Griese	1967-80	261	994	3.8	7
3. Jay Fiedler	2000-04	201	834	4.1	11
4. David Woodley	1980-83	173	771	4.5	9
5. Chad Henne	2008-11	66	196	3.0	2

- Led the NFL with a 119.7 QB rating in the red zone in 2016:

NFL QB RATING LEADERS IN THE RED ZONE (2016)					
PLAYER	TEAM	YARDS	TD	INT	RATE
1. RYAN TANNEHILL	MIA.	224	11	0	119.7
2. Colin Kaepernick	SF	185	13	0	115.2
3. Andrew Luck	Ind.	258	20	0	113.5
4. Marcus Mariota	Ten.	251	18	0	113.5
5. Tom Brady	NE	288	20	1	112.1

- Tied for the NFL lead (Kirk Cousins and Joe Flacco) with 7 games where he completed at least 1 50-yard pass in 2016.
- Finished the 2015 season with 15,460 career passing yards, which were 3rd-most in NFL history by a QB in the 1st 4 seasons of their career:

MOST PASSING YARDS IN 1ST 4 YEARS OF NFL CAREER			
PLAYER	TEAM	YEARS	YDS
1. Peyton Manning	Ind.	1998-2001	16,418
2. Dan Marino	Mia.	1983-86	16,177
3. RYAN TANNEHILL	MIA.	2012-15	15,460
4. Andrew Luck	Ind.	2012-15	14,838
5. Andy Dalton	Cin.	2011-14	14,758

- Set an NFL record with 25 consecutive completions on Oct. 18, 2015 (at Tennessee) and Oct. 25, 2015 (vs. Houston).
- Completed 18-of-19 passes (94.7 pct.) vs. Houston on Oct. 25, 2015, setting a franchise record for single-game completion percentage (min. 12 attempts):

DOLPHINS SINGLE-GAME COMPLETION PCT. LEADERS					
PLAYER	DATE	OPP	ATT	CMP	PCT
1. RYAN TANNEHILL	10/25/15	HOU.	19	18	94.7
2. Bob Griese	12/18/78	NE	13	12	92.3
3. Chad Pennington	9/21/08	at NE	20	17	85.0
4. David Woodley	1/8/83*	NE	19	16	84.2
5. Earl Morrall	12/1/75	NE	17	14	82.4

- Recorded a perfect 158.3 QB rating vs. Houston on Oct. 25, 2015, tying the franchise mark for best QB rating in a single game:

DOLPHINS SINGLE-GAME QB RATING LEADERS			
PLAYER	DATE	OPP	RATE
1. Bob Griese	12/18/78	NE	158.3
RYAN TANNEHILL	10/25/15	HOU.	158.3
3. Jay Fiedler	11/27/03	at Dal.	156.0
4. Jay Fiedler	10/24/04	STL	154.8
5. David Woodley	1/8/83*	NE	153.8

- His 4,208 passing yards in 2015 were the most by a Dolphins QB since 1994 (Dan Marino).
- Joined Marino as the only Dolphins QBs to post back-to-back 4,000-yard campaigns (2014-15).
- Joined Marino as the only Dolphins QBs to pass for 20+ TDs in 3 straight seasons (2013-15).
- Completed 70 percent of passes in 5 consecutive games (Nov. 2, 2014 to Dec. 1, 2014), setting a team record.
- His 27 TD passes in 2014 were the 6th-most in team history and the most by anyone other than Marino.
- His +15 TD to interception ratio (27 TDs to 12 interceptions) in 2014 was the 3rd-best mark in Dolphins history:

HIGHEST SEASON TD-TO-INT DIFFERENTIAL (DOLPHINS)					
PLAYER	YEAR	ATT	CMP	PCT	
1. Dan Marino	1984	48	17	+31	
2. Dan Marino	1986	44	23	+21	
3. RYAN TANNEHILL	2014	27	12	+15	
4. Dan Marino	1983	20	6	+14	
5. Dan Marino	1987	26	13	+13	
Dan Marino	1994	30	17	+13	

- His 311 rushing yards in 2014 were 2nd-most in team history by a quarterback:

DOLPHINS SINGLE-SEASON RUSHING LEADERS (QUARTERBACKS)					
PLAYER	YEAR	ATT	YARDS	AVG	TD
1. Jay Fiedler	2001	73	321	4.4	4
2. RYAN TANNEHILL	2014	56	311	5.6	1
3. David Woodley	1981	63	272	4.3	4
4. Jay Fiedler	2000	54	267	4.9	1
5. RYAN TANNEHILL	2013	40	238	6.0	1

- Became just the 8th quarterback (9th time overall) in NFL history to pass for 4,000+ yards and rush for 300+ yards in the same season (2014).
- Set franchise rookie records in completions (282), attempts (484) and passing yards (3,294):

MOST COMPLETIONS BY A ROOKIE IN DOLPHINS HISTORY		
PLAYER	YEAR	CMP
1. RYAN TANNEHILL	2012	282
2. David Woodley	1980	176
3. Dan Marino	1983	173
4. Bob Griese	1967	166

MOST PASS ATTEMPTS BY A ROOKIE IN DOLPHINS HISTORY		
PLAYER	YEAR	CMP
1. RYAN TANNEHILL	2012	484
2. Bob Griese	1967	331
3. David Woodley	1980	327
4. Dan Marino	1983	296

MOST PASSING YARDS BY A ROOKIE IN DOLPHINS HISTORY

PLAYER	YEAR	CMP
1. RYAN TANNEHILL	2012	3,294
2. Dan Marino	1983	2,210
3. Bob Griese	1967	2,005
4. David Woodley	1980	1,850

- His 431 passing yards at Arizona on Sept. 30, 2012 was the 3rd-highest single-game total by a rookie in NFL history, the most by a rookie in Dolphins history and tied for the 6th-most in any game in team history.
- His 26 completions at Arizona on Sept. 30, 2012 were the most in team history by a rookie.
- Became the 1st rookie quarterback in team history to start a season opener.

2017 (MIAMI):

- Missed the entire season after being placed on injured reserve on Aug. 12.

2016 (MIAMI):

- Started 13 games.
- Inactive for 3 games.
- Completed 261-of-389 passes (67.1 pct.) for 2,995 yards and 19 TDs for a QB rating of 93.5.
- 39 carries for 164 yards (4.2 avg.) and 1 TD.
- His 67.1 completion percentage was the 2nd-highest single-season completion percentage in franchise history.
- His 93.5 quarterback rating was the 4th-highest by a Dolphins QB in team history.
- His 119.7 QB rating in the red zone (min. 15 attempts) led the NFL that season.
- Tied for the NFL lead (Kirk Cousins and Joe Flacco) with 7 games where he completed at least 1 50-yard pass.

VS. BUFFALO (10/23): 15-of-25 passing (60.0 pct.) for 204 yards and 1 TD.

- Completed a 66-yard TD pass to WR Kenny Stills with 2:24 left to give Miami a 2-score lead.

AT L.A. RAMS (11/20): 24-of-34 passing (70.6 pct.) for 172 yards and 2 TDs; 2 carries for 19 yards (9.5 avg.).

- Hit WR DeVante Parker for a 9-yard TD pass to give Miami the lead with 36 seconds left.
- Marked the 13th come-from-behind win of his career.
- In Miami's final 2 drives, he completed 12-of-13 passes (92.3 pct.) for 115 yards and 2 TDs.
- Became the franchise's all-time leading rusher as a quarterback, surpassing Hall of Fame QB Bob Griese (994).

VS. SAN FRANCISCO (11/27): 20-of-30 passing (66.7 pct.) for 285 yards and 3 TDs for a QB rating of 130.6.

- Marked the team's 6th victory in a row.
- During the 6-game winning streak, he completed 117-of-173 passes (67.6 pct.) for 1,302 yards and 9 TDs for a QB rating of 104.7.

POSTSEASON:

AFC WILD CARD AT PITTSBURGH (1/8): Inactive.

2015 (MIAMI):

- Started all 16 games.

- Completed 363-of-586 passes (61.9 pct.) for 4,208 yards and 24 TDs for a QB rating of 88.7.
- Set an NFL record with 25 consecutive completions on Oct. 18 (at Tennessee) and Oct. 25 (vs. Houston).
- His 4,208 passing yards was the 5th-highest single-season total in team history and most by a Dolphins QB other than Dan Marino.
- His 4,208 passing yards were the most by a Dolphins QB since 1994 (Marino).
- Registered his 2nd straight 4,000-yard passing season, joining Marino as the only Dolphins QBs to post back-to-back 4,000-yard campaigns.
- It was his 4th career 3,000-yard season.
- His 6 300-yard games in 2015 tied for the 2nd-most 300-yard efforts by a Dolphins QB in a single season.
- His 24 TD passes marked the 3rd straight season he passed for 20+ TDs, joining Marino as the only Dolphins QB to do that.
- Finished the season with 15,460 career passing yards, which were 3rd-most in NFL history by a QB in the 1st 4 seasons of their career.

AT JACKSONVILLE (9/20): 30-of-44 passing (68.2 pct.) for 359 yards and 2 TDs for a QB rating of 108.0.

- Marked his 9th career 300-yard game.

VS. BUFFALO (9/27): 26-of-49 passing (53.1 pct.) for 297 yards and 2 TDs.

- Set a team record with 160 consecutive passes without an interception, breaking Marino's mark.

VS. HOUSTON (10/25): 18-of-19 passing (94.7 pct.) for 282 yards and 4 TDs for a perfect QB rating of 158.3.

- His 94.7 completion percentage was a single-game team record.
- Became the first NFL quarterback since Randall Cunningham in 1998 to complete 3 50-yard TD passes in the 1st half of a game.

HONORS:

- AFC Offensive Player of the Week (vs. Houston, 10/25).
- FedEx Air NFL Player of the Week (vs. Houston, 10/25).

2014 (MIAMI):

- Started all 16 games.
- Completed 392-of-590 passes (66.4 pct.) for 4,045 yards and 27 TDs for a QB rating of 92.8.
- 56 carries for 311 yards (5.6 avg.) and 1 TD.
- His 392 completions were the most in team history.
- His 590 pass attempts were the 4th-most in team history.
- Completed 70 percent of passes in 5 consecutive games (Nov. 2 to Dec. 1), setting a team record.
- His 27 TD passes were the 6th-most in team history and the most by anyone other than Dan Marino.
- His +15 TD to interception ratio (27 TDs to 12 interceptions) was the 3rd-best mark in Dolphins history.
- His 311 rushing yards were 2nd-most in team history by a quarterback.
- Became just the 8th quarterback (9th time overall)

in NFL history to pass for 4,000+ yards and rush for 300+ yards in the same season.

VS. SAN DIEGO (11/2): 24-of-34 passing (70.6 pct.) for 288 yards and 3 TDs for a QB rating of 125.6.

- His 125.6 QB rating was a season high.

AT N.Y. JETS (12/1): 25-of-35 passing (71.4 pct.) for 235 yards.

- Engineered a game-winning drive that led to a 26-yard field goal with 1:57 left to give Miami the 16-13 victory.

VS. MINNESOTA (12/21): 35-of-47 passing (74.5 pct.) for 396 yards and 4 TDs for a QB rating of 118.8.

- His 396 passing yards marked the 8th 300-yard game of his career, moving him into 2nd place in team history in the category.

2013 (MIAMI):

- Started all 16 games.
- Completed 355-of-588 passes (60.4 pct.) for 3,913 yards and 24 TDs for a QB rating of 81.7.
- 40 carries for 238 yards (6.0 avg.) and 1 TD.

AT ATLANTA (9/22): 24-of-35 passing (68.6 pct.) for 236 yards and 2 TDs for a QB rating of 94.5.

- Led the team on a 13-play, 75-yard drive that culminated in a 1-yard TD pass to TE Dion Sims with 38 seconds left to win the game.
- Completed 9-of-12 passes (75.0 pct.) for 69 yards and 1 TD on the game-winning drive.

AT N.Y. JETS (12/1): 28-of-43 passing (65.1 pct.) for 331 yards and 2 TDs for a QB rating of 94.2.

- Marked his 2nd consecutive 300-yard passing game, the 1st back-to-back 300-yard games of his career.
- Topped the 3,000-yard mark for the season.

VS. NEW ENGLAND (12/15): 25-of-37 passing (67.6 pct.) for 312 yards and 3 TDs for a QB rating of 120.6.

- Marked his 5th 300-yard passing game of the season.
- It was his 2nd straight 3+ TD performance as he became the 1st Dolphins QB since Dan Marino in 1994 to accomplish the feat.
- Led the team on a 9-play, 60-yard drive capped off by a 14-yard TD pass to RB Marcus Thigpen with 1:15 left to win the game.
- Completed 6-of-8 passes (75.0 pct.) for 66 yards and 1 TD on the game-winning drive.

2012 (MIAMI):

- Started all 16 games.
- Completed 282-of-484 passes (58.3 pct.) for 3,294 yards and 12 TDs and a QB rating of 76.1.
- 49 carries for 211 yards (4.3 avg.) and 2 TDs.
- Set franchise rookie records in completions (282), attempts (484) and passing yards (3,294).
- His 58.3 completion percentage was 2nd-best among rookies in team history.
- Became the 1st rookie quarterback in Dolphins history to not throw an interception in a month (min. 3 games played) after he went 40-of-60 (66.7 pct.) for 426 yards, 2 TDs, 0 interceptions and a QB rating of 98.3 in October.

AT HOUSTON (9/9): 20-of-36 passing (55.6 pct.) for 219 yards.

- Made his NFL debut and 1st NFL start.

- Became the 1st rookie quarterback in team history to start a season opener.

VS. OAKLAND (9/16): 18-of-30 passing (60.0 pct.) for 200 yards and 1 TD for a QB rating of 91.0; 3 carries for 14 yards (4.7 avg.) and 1 TD.

- Earned his 1st win as an NFL starting quarterback.
- Scored his 1st NFL rushing TD with a 2-yard run in the 1st quarter.

- Threw his 1st NFL TD with a 14-yard pass for TE Anthony Fasano in the 4th quarter.

AT ARIZONA (9/30): 26-of-41 passing (63.4 pct.) for 431 yards and 1 TD for a QB rating of 86.5.

- His 26 completions were the most in team history by a rookie.

- His 431 passing yards was the 3rd-highest single-game total by a rookie in NFL history, the most by a rookie in Dolphins history and tied for the 6th-most in any game in team history.

BEFORE THE NFL

COLLEGE (TEXAS A&M):

- 4-year letterman (2008-11) and 2-year starter.

CAREER: Played in 50 games with 25 starts; 484-of-774 passing (62.5 pct.) for 5,450 yards and 42 TDs; 112 receptions for 1,596 yards (14.3 avg.) and 10 TDs; 115 carries for 369 yards (3.2 avg.) and 5 TDs.

- Started 19 games at quarterback and 6 at wide receiver.

- Played both quarterback and wide receiver in 5 games.

SENIOR (2011): Started all 13 games; 327-of-531 passing (61.6 pct.) for 3,744 yards and 29 TDs; 58 carries for 306 yards (5.3 avg.) and 4 TDs.

- Honorable mention All-American.
- Finalist for the Johnny Unitas Golden Arm Award (nation's top quarterback).

- Semifinalist for the Davey O'Brien Award (nation's top quarterback).

- Finalist for the William V. Campbell Trophy (nation's best scholar-athlete).

JUNIOR (2010): Played in all 13 games with 6 starts at quarterback; 152-of-234 passing (65.0 pct.) for 1,638 yards and 13 TDs; 11 receptions for 143 yards (13.0 avg.) and 1 TD; 51 carries for 76 yards (1.5 avg.) and 1 TD.

- Saw action at wide receiver for the 1st 7 games of the season.

- Took over starting quarterback duties for the final 6 games and went 5-1.

SOPHOMORE (2009): Played in all 13 games; 46 receptions for 609 yards (13.2 avg.) and 4 TDs; 4-of-8 passing (50.0 pct.) for 60 yards; 4 carries for -5 yards (-1.3 avg.).

- Honorable mention All-Big 12.

REDSHIRT FRESHMAN (2008): Played in 11 games with 6 starts at wide receiver; 55 receptions for 844 yards (15.3 avg.) and 5 TDs; 1-of-1 passing (100.0 pct.) for 8 yards; 2 carries for -8 yards (-4.0 avg.).

- His 55 receptions, 844 receiving yards and 5 receiving TDs were school freshman records.

- Battled for the starting quarterback spot in camp but moved to receiver at the start of the season.

- Honorable mention Freshman All-American.
- Voted school's offensive MVP by his teammates.

- Redshirted in 2007.

HIGH SCHOOL (BIG SPRING HS – BIG SPRING, TEXAS)

- Played defensive back, punter, wide receiver and quarterback.
- Also lettered in basketball, baseball, golf and track and field.

SENIOR (2006): Passed for 1,258 yards; Rushed for 617 yards; 3 receptions for 62 yards (20.7 avg.); 39.2-yard punt average.

- 1st-team All-CIF honors.

JUNIOR (2008): 62 receptions for 1,500 yards (24.2 avg.) and 17 TDs.

OFF THE FIELD

COMMUNITY:

- Founded the Tannehill's A.C.E.S. (Achieving Community Educations Success) program with wife, Lauren, which consisted of 17 sophomores

from American Senior HS and focused on rewarding the participating students who strive for good grades and took on an active role in their community by hosting monthly events to reward the students and help them give back to the community.

- Participates in several team events such as the All-Community team donating tickets to regular season home games, holiday meal and toy giveaways, Fins Weekend and the Dolphins Cancer Challenge.

PERSONAL:

- Participated in the 2017 Miami Dolphins Business Combine.
- Father, Tim, played wide receiver at Texas Tech from 1985-87.
- Married to Lauren with 1 son, Steel.
- **PRONUNCIATION:** Last name is pronounced TAN-uh-hill.
- **MAJOR:** Biology.

RYAN TANNEHILL'S NFL REGULAR SEASON PASSING STATS

YEAR	TEAM	GP	GS	ATT	CMP	PCT	YDS	Y/A	TD	INT	LG	SK/YDS	RATE
2012	MIAMI	16	16	484	282	58.3	3,294	6.8	12	13	80t	35/234	76.1
2013	MIAMI	16	16	588	355	60.4	3,913	6.7	24	17	67	58/399	81.7
2014	MIAMI	16	16	590	392	66.4	4,045	6.9	27	12	50	46/337	92.8
2015	MIAMI	16	16	586	363	61.9	4,208	7.2	24	12	54t	45/420	88.7
2016	MIAMI	13	13	389	261	67.1	2,995	7.7	19	12	74t	29/216	93.5
2017	MIAMI	INJURED RESERVE											
NFL TOTALS		77	77	2,637	1,653	62.7	18,455	7.0	106	66	80t	213/1,606	86.5

RYAN TANNEHILL'S NFL REGULAR SEASON RUSHING/RECEIVING STATS

YEAR	TEAM	GP	GS	RUSHING					RECEIVING				
				ATT	YDS	AVG	LG	TD	REC	YDS	AVG	LG	TD
2012	MIAMI	16	16	49	211	4.3	31	2	0	0	0.0	-	0
2013	MIAMI	16	16	40	238	6.0	48	1	0	0	0.0	-	0
2014	MIAMI	16	16	56	311	5.6	40	1	1	-4	-4.0	0	0
2015	MIAMI	16	16	32	141	4.4	28	1	1	9	9.0	9	0
2016	MIAMI	13	13	39	164	4.2	18	1	0	0	0.0	-	0
2017	MIAMI	INJURED RESERVE											
NFL TOTALS		77	77	216	1065	4.9	48	6	2	5	2.5	9	0

ADDITIONAL STATS

Career Regular Season Record As A Starter: 7-9 in 2012; 8-8 in 2013; 8-8 in 2014; 6-10 in 2015; 8-5 in 2016 for total of 37-40.

Miscellaneous Tackles: 1 in 2012, 2 in 2013, 3 in 2014, 4 in 2015 for total of 10.

SINGLE-GAME CAREER HIGHS

Pass Attempts:	58	at N.Y. Jets, 11/29/15
Completions:	35	vs. Minnesota, 12/21/14
Passing Yards:	431	at Arizona, 9/30/12
TD Passes:	4	twice, last: vs. Houston, 10/25/15
Longest Pass:	80t	at Arizona, 9/30/12
Completion Pct.:	94.7	vs. Houston, 10/25/15
Passer Rating:	158.3	vs. Houston, 10/25/15
Rush Attempts:	8	vs. Jacksonville, 12/16/12
Rushing Yards:	56	at Pittsburgh, 12/8/13
Longest Run:	48	at Pittsburgh, 12/8/13
Rushing TDs:	1	6 times, last: at Seattle, 9/11/16

TANNEHILL'S 4TH QUARTER COMEBACK VICTORIES (13)

DATE	OPP	4Q DEFICIT	4Q STATS	FINAL SCORE
1. 11/25/12	vs. Sea.	7-14	9-7-156-1-0	24-21
2. 9/22/13	vs. Atl.	20-23	13-9-69-1-0	27-23
3. 10/31/13	vs. Cin.	17-20	14-10-96-1-0	22-20
4. 12/8/13	at Pit.	24-28	8-5-40-1-0	34-28
5. 12/15/13	vs. NE	17-20	11-7-68-2-0	24-20
6. 12/1/14	at NYJ	6-13	8-5-68-0-0	16-13
7. 12/21/14	vs. Minn.	28-35	15-12-140-2-0	37-35
8. 9/15/15	at Was.	7-10	7-4-30-0-0	17-10
9. 11/15/15	at Phil.	13-16	8-4-34-1-0	20-19
10. 10/23/16	vs. Buf.	14-17	4-3-88-1-0	28-25
11. 11/6/16	vs. NYJ	20-23	6-1-17-0-0	27-23
12. 11/13/16	at SD	21-24	6-2-57-0-0	31-24
13. 11/20/16	at LAR	0-10	16-13-116-2-0	14-10

300-YARD PASSING GAMES (16)

DATE	OPP	ATT	CMP	PCT	YDS	TD	INT	LG	RG	RG RATE
9/30/12	at Ari.	41	26	63.4	431	1	2	80t	86.5	
9/15/13	at Ind.	34	23	67.6	319	1	0	67	107.4	
10/6/13	vs. Balt.	40	21	52.5	307	1	0	49	86.1	
11/24/13	vs. Car.	42	28	66.7	310	1	1	57	86.4	
12/1/13	at NYJ	43	28	65.1	331	2	1	31t	94.2	
12/15/13	vs. NE	37	25	67.6	312	3	0	39t	120.6	
12/14/14	at NE	47	29	61.7	346	1	2	50	73.5	
12/21/14	vs. Minn.	47	35	74.5	396	4	1	41	118.8	
9/20/15	at Jac.	44	30	68.2	359	2	0	48	108.0	
10/29/15	at NE	44	28	63.6	300	0	2	29	64.6	
11/8/15	at Buf.	35	26	74.3	307	0	0	46	100.5	
11/29/15	at NYJ	58	33	56.9	351	3	1	40	84.8	
12/27/16	vs. Ind.	38	26	68.4	329	0	1	49	84.2	
1/3/16	vs. NE	38	25	65.8	350	2	0	46	112.8	
9/16/16	at NE	45	32	71.1	387	2	2	33	93.5	
9/25/16	vs. Clev.	39	25	64.1	319	3	2	42t	93.9	

2012 GAME-BY-GAME STATS (MIAMI)

DATE	OPPONENT	P/S	ATT	CMP	PCT	YDS	TD	INT	LG	SK/YDS
09/09	at Houston	1/1	36	20	55.6	219	0	3	34	2/20
09/16	OAKLAND	1/1	30	18	60.0	200	1	0	25	1/11
09/23	N.Y. JETS	1/1	36	16	44.4	196	0	1	41	0/0
09/30	at Arizona	1/1	41	26	63.4	431	1	2	80t	4/37
10/07	at Cincinnati	1/1	26	17	65.4	223	0	0	30	2/12
10/14	ST. LOUIS	1/1	29	21	72.4	185	2	0	29t	3/29
10/28	at N.Y. Jets	1/1	5	2	40.0	18	0	0	12	1/9
11/04	at Indianapolis	1/1	38	22	57.9	290	1	0	35	2/9
11/11	TENNESSEE	1/1	39	23	59.0	217	0	3	17	1/8
11/15	at Buffalo	1/1	28	14	50.0	141	1	2	19	3/17
11/25	SEATTLE	1/1	26	18	69.2	253	1	1	39	1/7
12/02	NEW ENGLAND	1/1	29	13	44.8	186	0	0	28	3/10
12/09	at San Francisco	1/1	33	17	51.5	150	1	0	28	2/17
12/16	JACKSONVILLE	1/1	28	22	78.6	220	2	0	37	1/11
12/23	BUFFALO	1/1	25	13	52.0	130	2	0	30	2/11
12/30	at New England	1/1	35	20	57.1	235	0	1	22	7/26
2012 TOTALS		16/16	484	282	58.3	3294	12	13	80t	35/234

2013 GAME-BY-GAME STATS (MIAMI)

DATE	OPPONENT	P/S	ATT	CMP	PCT	YDS	TD	INT	LG	SK/YDS
09/08	at Cleveland	1/1	38	24	63.2	272	1	1	34t	4/17
09/15	at Indianapolis	1/1	34	23	67.6	319	1	0	67	5/22
09/22	ATLANTA	1/1	35	24	68.6	236	2	1	21	5/41
09/30	at New Orleans	1/1	35	22	62.9	249	1	3	50	4/33
10/06	BALTIMORE	1/1	40	21	52.5	307	1	0	49	6/35
10/20	BUFFALO	1/1	37	19	51.4	194	3	2	46	2/21
10/27	at New England	1/1	42	22	52.4	192	2	2	25	6/47
10/31	CINCINNATI	1/1	28	20	71.4	208	0	0	40	3/20
11/11	at Tampa Bay	1/1	42	27	64.3	229	2	1	19t	2/18
11/17	SAN DIEGO	1/1	35	22	62.9	268	1	1	39t	4/29
11/24	CAROLINA	1/1	42	28	66.7	310	1	1	57	3/30
12/01	at N.Y. Jets	1/1	43	28	65.1	331	2	1	31t	1/3
12/08	at Pittsburgh	1/1	33	20	60.6	200	3	1	40	2/14
12/15	NEW ENGLAND	1/1	37	25	67.6	312	3	0	39t	4/23
12/22	at Buffalo	1/1	27	10	37.0	82	0	0	13	7/46
12/29	N.Y. JETS	1/1	40	20	50.0	204	1	3	25	0/0
2013 TOTALS		16/16	588	355	60.4	3913	24	17	34t	58/399

2014 GAME-BY-GAME STATS (MIAMI)

DATE	OPPONENT	P/S	ATT	CMP	PCT	YDS	TD	INT	LG	SK/YDS
09/07	NEW ENGLAND	1/1	32	18	56.3	178	2	1	24	1/9
09/14	at Buffalo	1/1	49	31	63.3	241	1	1	18	4/31
09/21	KANSAS CITY	1/1	43	21	48.8	205	1	0	30	4/14
09/28	at Oakland	1/1	31	23	74.2	278	2	1	35	0/0
10/12	GREEN BAY	1/1	31	20	64.5	244	2	2	25	1/7
10/19	at Chicago	1/1	32	25	78.1	277	2	0	26	4/21
10/26	at Jacksonville	1/1	29	16	55.2	196	1	1	50	3/18
11/02	SAN DIEGO	1/1	34	24	70.6	288	3	0	38	0/0
11/09	at Detroit	1/1	38	27	71.1	207	1	1	20	3/29
11/13	BUFFALO	1/1	34	26	76.5	240	2	0	32	5/35
11/23	at Denver	1/1	36	26	72.2	228	3	1	21	1/12
12/01	at N.Y. Jets	1/1	35	25	71.4	235	0	1	25	2/18
12/07	BALTIMORE	1/1	33	23	69.7	227	1	0	27	6/41
12/14	at New England	1/1	47	29	61.7	346	1	2	50	4/38
12/21	MINNESOTA	1/1	47	35	74.5	396	4	1	41	1/13
12/28	N.Y. JETS	1/1	39	23	59.0	259	1	0	33	7/51
2014 TOTALS		16/16	590	392	66.4	4045	27	12	50	46/337

2015 GAME-BY-GAME STATS (MIAMI)

DATE	OPPONENT	P/S	ATT	CMP	PCT	YDS	TD	INT	LG	SK/YDS
09/13	at Washington	1/1	34	22	64.7	226	1	0	27	3/44
09/20	at Jacksonville	1/1	44	30	68.2	359	2	0	48	2/15
09/27	BUFFALO	1/1	49	26	53.1	297	2	3	46t	2/8
10/04	N.Y. JETS	1/1	44	19	43.2	198	2	2	42	3/31
10/18	at Tennessee	1/1	29	22	75.9	266	2	2	38	2/12
10/25	HOUSTON	1/1	19	18	94.7	282	4	0	54t	4/41
10/29	at New England	1/1	44	28	63.6	300	0	2	29	5/45
11/08	at Buffalo	1/1	35	26	74.3	307	0	0	46	2/27
11/15	at Philadelphia	1/1	36	21	58.3	217	2	0	43	4/27
11/22	DALLAS	1/1	24	13	54.2	188	2	1	47	3/48
11/29	at N.Y. Jets	1/1	58	33	56.9	351	3	1	40	3/30
12/06	BALTIMORE	1/1	19	9	47.4	86	1	0	38t	1/4
12/14	N.Y. GIANTS	1/1	41	25	61.0	236	1	0	47t	1/1
12/20	at San Diego	1/1	34	20	58.8	216	0	0	35	3/29
12/27	INDIANAPOLIS	1/1	38	26	68.4	329	0	1	49	6/50
01/03	NEW ENGLAND	1/1	38	25	65.8	350	2	0	46	1/8
2015 TOTALS		16/16	586	363	61.9	4208	24	12	54t	45/420

2016 GAME-BY-GAME STATS (MIAMI)

DATE	OPPONENT	P/S	ATT	CMP	PCT	YDS	TD	INT	LG	SK/YDS
09/11	at Seattle	1/1	29	16	55.2	186	0	0	50	5/36
09/18	at New England	1/1	45	32	71.1	387	2	2	33	0/0
09/25	CLEVELAND	1/1	39	25	64.1	319	3	2	42t	1/8
09/29	at Cincinnati	1/1	25	15	60.0	189	1	1	74t	5/29
10/09	TENNESSEE	1/1	18	12	66.7	191	0	2	58	6/42
10/16	PITTSBURGH	1/1	32	24	75.0	252	0	0	53	0/0
10/23	BUFFALO	1/1	25	15	60.0	204	1	0	66t	1/6
11/06	N.Y. JETS	1/1	28	17	60.7	149	1	0	24	1/12
11/13	at San Diego	1/1	24	17	70.8	240	2	0	56	1/9
11/20	at L.A. Rams	1/1	34	24	70.6	172	2	1	15	4/30
11/27	SAN FRANCISCO	1/1	30	20	66.7	285	3	0	46	2/22
12/04	at Baltimore	1/1	40	29	72.5	226	1	3	26	2/11
12/11	ARIZONA	1/1	20	15	75.0	195	3	1	71	1/11
12/17	at N.Y. Jets					INACTIVE				
12/24	at Buffalo					INACTIVE				
01/01	NEW ENGLAND					INACTIVE				
2016 TOTALS		13/13	389	261	67.1	2995	19.0	12	74t	29/216

DATE	OPPONENT	P/S	ATT	CMP	PCT	YDS	TD	INT	LG	SK/YDS
01/08	at Pittsburgh*					INACTIVE				

* AFC Wild Card game

2017 GAME-BY-GAME STATS (MIAMI)

DATE	OPPONENT	P/S	ATT	CMP	PCT	YDS	TD	INT	LG	SK/YDS
09/17	at L.A. Chargers									
09/24	at N.Y. Jets									
10/01	NEW ORLEANS									
10/08	TENNESSEE									
10/15	at Atlanta									
10/22	N.Y. JETS									
10/26	at Baltimore									
11/05	OAKLAND									
11/13	at Carolina									
11/19	TAMPA BAY									
11/26	at New England									
12/03	DENVER									
12/11	NEW ENGLAND									
12/17	at Buffalo									
12/24	at Kansas City									
12/31	BUFFALO									
2017 TOTALS		0/0	0	0	0.0	0	0	0	-	0/0



96 VINCENT TAYLOR

DEFENSIVE TACKLE // 6-3 // 306 // OKLAHOMA STATE '17
 ACQUIRED: D6, '17
 HOMETOWN: NEW ORLEANS, LA. // BORN: 1/5/94
 NFL: SECOND SEASON // DOLPHINS: SECOND SEASON

NFL CAREER

TRANSACTIONS:

- 6th-round pick (194th overall) by Miami in the 2017 NFL draft.

CAREER HIGHLIGHTS:

- Played in 13 career games.
- 18 tackles (11 solo) and 1 pass defended.
- 2 blocked field goals.

2017 (MIAMI):

- Played in 13 games.
- Inactive for 2 games.
- Missed last game of the season after being placed on injured reserve on Dec. 28.
- 18 tackles (11 solo) and 1 pass defended.

AT L.A. CHARGERS (9/17): 1 solo tackle.

- Made his NFL debut.

AT N.Y. JETS (9/24): 3 tackles (1 solo); 1 blocked kick.

- Blocked a K Chandler Catanzaro 45-yard field goal attempt in the 1st quarter.

AT BALTIMORE (10/26): 1 solo tackle; 1 blocked kick.

- Blocked a 46-yard field goal attempt by K Justin Tucker.

BEFORE THE NFL

COLLEGE (OKLAHOMA STATE):

- 3-year letterman (2014-16) and 2-year starter.

CAREER: Played in 36 games with 26 starts; 112 tackles (66 solo), 12 sacks, 2 passes defended and 2 forced fumbles; 5 blocked kicks.

- His 5 blocked kicks tied the school's all-time record.

JUNIOR (2016): Started all 13 games; 51 tackles (28 solo), 7 sacks, 1 pass defended and 2 forced fumbles; 4 blocked kicks.

- His 4 blocked kicks led the FBS and tied the school's single-season record.
- His 7 sacks led all Big 12 interior defensive linemen.
- His 51 tackles and 7 sacks were the most by an interior linemen at the school since at least 2005.
- 1st-team All-Big 12.
- Team captain.

SOPHOMORE (2015): Started all 13 games; 48 tackles (30 solo), 5 sacks and 1 pass defended.

REDSHIRT FRESHMAN (2014): Played in 10 games; 13 tackles (8 solo).

- Redshirted in 2013.

HIGH SCHOOL (JAMES MADISON HS – SAN ANTONIO, TEXAS)

SENIOR (2012): 79 tackles and 2 sacks.

- 1st-team all-state.
- San Antonio Express-News Area Player of the Year.
- Defensive Player of the Year in his district.

OFF THE FIELD

COMMUNITY:

- Hosted a youth football camp in San Antonio in 2018.
- Participated in the 2018 Dolphins Cancer Challenge Golf Tournament.

PERSONAL:

- Family was displaced by Hurricane Katrina in 2005.
- **MAJOR:** University studies/education.

VINCENT TAYLOR'S NFL REGULAR SEASON STATS


YEAR	TEAM	GP	GS	TACKLES					INTERCEPTIONS					FUMBLES	
				TOT	SOLO	ASST	SK	YDS	INT	YDS	LG	TD	PD	FF	FR
2017	MIAMI	13	0	18	11	7	0.0	0.0	0	0	0	0	1	0	0
NFL TOTALS		13	0	18	11	7	0.0	0.0	0	0	0	0	1	0	0

ADDITIONAL STATS

Blocked Kicks: 2 blocked field goals in 2017.

SINGLE-GAME CAREER HIGHS

Tackles: 3 4 times, last: vs. Denver, 12/3/17
 Passes Defended: 1 at Atlanta, 10/15/17



78

LAREMY TUNSIL

TACKLE // 6-5 // 318 // MISSISSIPPI '16
ACQUIRED: D1, '16
HOMETOWN: LAKE CITY, FLA. // BORN: 8/2/94
NFL: THIRD SEASON // DOLPHINS: THIRD SEASON

NFL CAREER

TRANSACTIONS:

- 1st-round pick (13th overall) by Miami in the 2016 NFL draft.

2017 (MIAMI):

- Started 15 games at left tackle.
- Inactive for 1 game.

AT L.A. CHARGERS (9/17):

- Blocked for RB Jay Ajayi, who rushed for 122 yards, snapping the Chargers' streak of 17 straight games without allowing a 100-yard rusher.

VS. DENVER (12/3):

- Blocked for RB Kenyan Drake, who rushed for 120 yards and 1 TD in the victory for his 1st career 100-yard rushing performance.

VS. NEW ENGLAND (12/11):

- Helped RB Kenyan Drake rush for 114 yards, his 2nd straight 100-yard rushing effort.

2016 (MIAMI):

- Started 14 games – 12 at left guard and 2 at left tackle.
- Inactive for 2 games.
- Allowed just 0.5 sacks in his 12 starts at left guard.
- Helped RB Jay Ajayi eclipse the 1,000-yard rushing mark for the 1st time in his career and rush for 1,272 yards, the third-most in Dolphins history.

AT SEATTLE (9/11):

- Made NFL debut and his 1st NFL start.

VS. PITTSBURGH (10/16):

- Blocked for RB Jay Ajayi, who rushed for 204 yards for his 1st 100-yard effort.

VS. BUFFALO (10/23):

- Helped RB Jay Ajayi rush for 214 yards, his 2nd straight 200-yard game.

POSTSEASON:

AFC WILD CARD AT PITTSBURGH (1/8):

Started at left guard.

HONORS:

- PFWA All-Rookie team.

BEFORE THE NFL

COLLEGE (MISSISSIPPI):

- 3-year starter (2013-15).

CAREER:

Played in 29 games with 26 starts at left tackle.

SENIOR (2015):

- Started 6 games.
- The team went 5-1 and averaged 201.7 rushing yards per game, 514.0 total yards per game and one sack allowed per game in the 6 contests he played in.
- 2nd-team All-American.
- 1st-team All-SEC.

JUNIOR (2014):

- Started 11 games at left tackle.
- 2nd-team All-American.
- 1st-team All-SEC.
- Earned Kent Hull Trophy as the state of Mississippi's top collegiate offensive lineman.

TRUE FRESHMAN (2013):

- Played in 12 games with 9 starts at left tackle.
- Freshman All-American.
- SEC All-Freshman team.
- 2nd-team All-SEC.
- Joined teammate TE Evan Engram as one of the first 2 true freshmen in school history to earn All-SEC honors.

HIGH SCHOOL (COLUMBIA HS – LAKE CITY, FLA.)

SENIOR (2012):

- Florida Class 6A Player of the Year.
- 1st-team all-state.

OFF THE FIELD

COMMUNITY:

- Participated in numerous team events, such as visiting children's hospitals, distributing Thanksgiving meals to needy families, AARP Million Meal Pack and surprising underprivileged children with their own beds at the Ashley HomeStore Hope to Dream sleepover event.

PERSONAL:

- **PRONUNCIATION:** Name is pronounced LAIR-uh-mee TUHN-suhl.
- **MAJOR:** Journalism.

LAREMY TUNSIL'S NFL REGULAR SEASON STATS

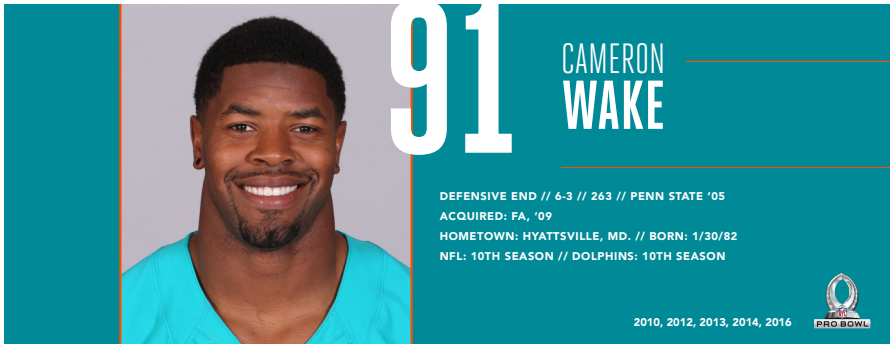
GAMES/STARTS: 2016: 14/14, 2017: 15/15

NFL TOTALS: 29/29

LAREMY TUNSIL'S NFL PLAYOFF STATS

GAMES/STARTS: 2016: 1/1

PLAYOFF TOTALS: 1/1



PRO FOOTBALL CAREER

TRANSACTIONS:

- Signed by Miami on Jan. 19, 2009.
- Signed by the BC Lions of the Canadian Football League in May 2007.
- Waived by the N.Y. Giants on June 22, 2005.
- Signed by the N.Y. Giants as an undrafted college free agent on May 6, 2005.

CAREER HONORS:

- Named one the franchise's 50 greatest players on the Miami Dolphins 50th Season All-Time Team.
- 2017 Don Shula Leadership Award.
- 2016 Pro Bowl selection.
- 2016 2nd-team All-Pro edge rusher.
- 2016 Dolphins Ed Block Courage Award.
- 2016 Don Shula Leadership Award.
- No. 62 on the NFL Network Top 100 list in 2016.
- AFC Defensive Player of the Week (at Tennessee, 10/18/15).
- 2014 Pro Bowl selection.
- 2014 2nd-team All-Pro.
- No. 39 on the NFL Network Top 100 list in 2014.
- AFC Defensive Player of the Week (vs. New England, 9/7/14).
- 2013 Pro Bowl selection.
- No. 89 on the NFL Network Top 100 list in 2013.
- AFC Defensive Player of the Week (vs. Cincinnati, 10/31/13).
- 2012 Pro Bowl selection.
- 2012 1st-team All-Pro.
- AFC Defensive Player of the Month (October, 2012).
- 2010 Pro Bowl selection.
- 2010 1st-team All-Pro.
- No. 63 on the NFL Network Top 100 list in 2010.
- 2008 CFL Defensive Player of the Year.
- 2008 Norm Fieldgate Trophy (outstanding defensive player in the CFL's West Division).
- 2008 TSN CFL Friday Night Gladiator of the Year (effort, toughness and sacrifice).
- 2008 All-Western Division (CFL).
- 2007 CFL Defensive Player of the Year.
- 2007 CFL Rookie of the Year.
- 2007 Norm Fieldgate Trophy (outstanding defensive player in the CFL West Division).
- 2007 All-Western Division (CFL).

CAREER HIGHLIGHTS:

- Played in 132 games with 111 starts.
- 312 tackles (249 solo), 92 sacks, 1 interception, 14 passes defensed, 21 forced fumbles and 2 fumble recoveries.
- 12 special teams tackles (9 solo).
- His 92 sacks since 2009 lead the NFL in that span:

NFL SACK LEADERS FROM 2009-17		
PLAYER	TEAM(S)	SACKS
1. CAMERON WAKE	MIAMI	92.0
2. DeMarcus Ware	Dallas/Denver	85.0
3. Julius Peppers	Car./Chi./GB/Car.	84.0
4. Von Miller	Denver	83.5
5. Clay Matthews	Green Bay	80.0

- His 92 sacks are 2nd all-time in Dolphins history:

DOLPHINS ALL-TIME SACK LEADERS		
PLAYER	YEARS	SACKS
1. Jason Taylor	1997-2007; 2009; 2011	131.0
2. CAMERON WAKE	2009-17	92.0
3. Bill Stanfill	1969-76	69.5
4. Doug Betters	1978-87	65.5
5. Vern Den Herder	1971-82	65.0

- His 92 sacks are 2nd in NFL history among undrafted players since sacks were recognized as an official statistic in 1982 (does not include supplemental draft picks):

MOST SACKS BY UNDRAFTED PLAYERS IN NFL HISTORY			
PLAYER	TEAM(S)	YEARS	SACKS
1. John Randle	Min./Sea.	1990-2003	137.5
2. CAMERON WAKE	MIA.	2009-17	92.0
3. James Harrison	Pit./NE	2004-17	84.5
4. Chris Clemons	Was./Oak/Phi./Sea./Jax.	2004-15	69.0
5. Adewale Ogunleye	Mia./Chi./Hou.	2001-10	67.0

- He joins DE Julius Peppers (Chicago/Green Bay/Carolina) as the only 2 NFL players who have recorded 7+ sacks in each of the past 8 seasons (2010-17).
- His 92 sacks since 2009 are the 2nd-most by a Dolphins player in their 1st 9 seasons with the team:

MOST SACKS IN 1ST 9 SEASONS WITH THE DOLPHINS

PLAYER	YEARS	SACKS
1. Jason Taylor	1997-2005	92.5
2. CAMERON WAKE	2009-17	92.0
3. Bill Stanfill	1969-76	69.5
4. Doug Betters	1978-86	65.5
5. Jeff Cross	1988-95	59.5

- Has 2 of the team's top 10 all-time single-season sack campaigns:

DOLPHINS ALL-TIME SINGLE-SEASON SACK LEADERS

PLAYER	YEAR	SACKS
1. Bill Stanfill	1973	18.5
Jason Taylor	2002	18.5
3. Joey Porter	2008	17.5
4. Trace Armstrong	2000	16.5
5. Doug Betters	1983	16.0
6. Adewale Ogunleye	2003	15.0
CAMERON WAKE	2012	15.0
8. Jason Taylor	2000	14.5
9. Doug Betters	1984	14.0
Bryan Cox	2002	14.0
CAMERON WAKE	2010	14.0

- Has 5 games of 3+ sacks in his career, which is 2nd in Dolphins history:

MOST GAMES WITH 3+ SACKS IN DOLPHINS HISTORY

PLAYER	YEARS	NO.
1. Jason Taylor	1997-2005	6
2. CAMERON WAKE	2009-17	5
3. Jeff Cross	1988-95	4
4. Adewale Ogunleye	2000-03	2
Doug Betters	1978-87	2

- Has 16 games of 2+ sacks in his career, which is 2nd in Dolphins history:

MOST GAMES WITH 2+ SACKS IN DOLPHINS HISTORY

PLAYER	YEARS	NO.
1. Jason Taylor	1997-2005	25
2. CAMERON WAKE	2009-17	16
3. Trace Armstrong	1995-2000	12
Jeff Cross	1988-95	12
5. Doug Betters	1978-87	8

- Has recorded at least 1 sack in 5 consecutive games on 3 separate occasions – in 2016, 2014 and 2012.
- Has recorded multiple sacks (1.5 or more) in 22 career games and the Dolphins are 13-9 in those contests.
- His 11.5 sacks in 2016 were 3rd in the AFC and 6th in the NFL that season:

2016 NFL SACK LEADERS

PLAYER	TEAM	SACKS
1. Vic Beasley Jr.	Atlanta	15.5
2. Von Miller	Denver	13.5
3. Lorenzo Alexander	Buffalo	12.5
Markus Golden	Arizona	12.5
Danielle Hunter	Minnesota	12.5
6. CAMERON WAKE	MIAMI	11.5
Cliff Avril	Seattle	11.5

- His 9 forced fumbles in 2015-16 led the NFL in that span:

2015-16 NFL FORCED FUMBLE LEADERS

PLAYER	TEAM(S)	FF
1. CAMERON WAKE	MIAMI	9
2. Vic Beasley Jr.	Atlanta	8
Chandler Jones	New England/Arizona	8

- His 15.0 sacks in 2012 were 3rd in the AFC and 4th in the NFL that season:

2012 NFL SACK LEADERS

PLAYER	TEAM	SACKS
1. J.J. Watt	Houston	20.5
2. Aldon Smith	San Francisco	19.5
3. Von Miller	Denver	18.5
4. CAMERON WAKE	MIAMI	15.0
5. Clay Matthews	Green Bay	13.0

- His 4.5 sacks at Arizona on Sept. 30, 2012 was the 4th-most sacks in a single game in team history:

MOST SACKS IN A GAME (DOLPHINS)

PLAYER	OPP, DATE	SACKS
1. Bill Stanfill	vs. Jets, 10/7/73	5.0
Vern Den Herder	vs. Buffalo, 10/21/73	5.0
Bill Stanfill	vs. Buffalo, 11/17/74	5.0
4. CAMERON WAKE	AT ARIZONA, 9/30/12	4.5
5. Six times		4.0

- His 14.0 sacks in 2010 were 2nd in the AFC and 3rd in the NFL that season:

2010 NFL SACK LEADERS

PLAYER	TEAM	SACKS
1. DeMarcus Ware	Dallas	15.5
2. Tamba Hali	Kansas City	14.5
3. CAMERON WAKE	MIAMI	14.0
4. Clay Matthews	Green Bay	13.5
5. John Abraham	Atlanta	13.0

2017 (MIAMI):

- Started all 16 games.
- 36 tackles (26 solo) and 10.5 sacks.
- Reached double-digit sacks for the 5th time in his career.
- Was the 1st time in his career that he had double-digit sacks in consecutive seasons.
- Became the 12th player age 35+ to record at least 10 sacks since it became an official statistic in 1982.
- Was the 4th player age 35+ in the past 15 years to reach double-digit sacks, joining John Abraham, Julius Peppers and Terrell Suggs.
- Selected by teammates to serve as a season-long team captain.

VS. N.Y. JETS (10/22): 4 tackles (3 solo) and 2.5 sacks.

- Sacked QB Josh McCown for a loss of 10 yards in the 1st quarter.
- Split a sack with DT Ndamukong Suh on 3rd-and-10, forcing a punt.
- Sacked McCown again on 3rd-and-9 for a loss of 9 yards in the 4th quarter.

AT NEW ENGLAND (11/26): 3 solo tackles, 1 sack and 5 quarterback hits.

- Sacked QB Tom Brady for a loss of 6 yards on 3rd-and-4, forcing a 4th quarter punt.
- His 5 quarterback hits were tied for 3rd-most in a game in his career.

VS. BUFFALO (12/31): 2 tackles (1 solo) and 1.5

sacks.

- Sacked QB Tyrod Taylor on 3rd-and-10 for a loss of 5 yards, forcing a punt.
- Split a sack with DE Andre Branch in the 2nd quarter.

HONORS:

- Don Shula Leadership Award winner, voted on by his teammates.
- No. 74 on the NFL Network Top 100 list.

2016 (MIAMI):

- Played in 16 games with 11 starts.
- 29 tackles (22 solo), 11.5 sacks, 1 interception, 2 passes defended and 5 forced fumbles.
- 3rd in the AFC and tied for 6th in the NFL with 11.5 sacks.
- His 9 forced fumbles in 2015-16 led the NFL.
- Recorded at least 1 sack in 5 straight games from Oct. 23 to Nov. 27, tying the longest streak of consecutive games with at least 1 sack in his career (2012 and 2014).
- Selected by teammates to serve as a season-long team captain.

VS. BUFFALO (10/23): 2 tackles (1 solo) and 1.5 sacks.

- Sacked QB Tyrod Taylor for a loss of 5 yards on 3rd-and-12 in the 1st quarter.
- Split a sack with DE Andre Branch for a loss of 6 yards in the 4th quarter.

VS. N.Y. JETS (11/6): 4 solo tackles, 2 sacks and 2 forced fumbles.

- Recorded 2 strip-sacks on QB Ryan Fitzpatrick in the 1st half.
- It was the 15th time in his career he recorded 2+ sacks in a game.

AT N.Y. JETS (12/17): 2 solo tackles, 1 sack, 1 interception, 1 pass defended and 1 forced fumble.

- Strip-sacked QB Bryce Petty on 3rd-and-4 in the 1st quarter.
- Recorded his 1st career interception, returning it 12 yards in the 2nd quarter.
- Became the 1st Dolphins defensive lineman with a forced fumble and interception in the same game since 2006 (DE Jason Taylor).

POSTSEASON:

AFC WILD CARD AT PITTSBURGH (1/8): 6 tackles (3 solo).

PRO BOWL:

- Earned his 5th Pro Bowl selection and was chosen to start the game.

HONORS:

- 2nd-team All-Pro edge rusher.
- Dolphins Ed Block Courage Award winner, voted on by his teammates.
- Don Shula Leadership Award winner, voted on by his teammates.
- No. 62 on the NFL Network Top 100 list.

2015 (MIAMI):

- Started 7 games.
- Missed the rest of the season after being placed on injured reserve on Nov. 2.
- 9 tackles (7 solo), 7 sacks, 1 pass defended and 4 forced fumbles.

AT TENNESSEE (10/18): 4 solo tackles, 4 sacks and 2 forced fumbles.

- All 4 sacks came in the 1st half, which tied a mark for most sacks in a 1st half by an NFL player since 1991.
- His 4 sacks were tied for the 4th-most in a single-game in team history.
- Finished the game with 67 career sacks, moving him into 3rd place in team history.
- Became the 1st player not selected in the NFL or supplemental drafts to have multiple 4+ sack games in his career since the statistic became official in 1982.

VS. HOUSTON (10/25): 2 solo tackles, 2 sacks, 2 forced fumbles and 1 pass defended.

- Strip-sacked QB Brian Hoyer twice in the 2nd quarter.

AT NEW ENGLAND (10/29): 2 tackles (1 solo) and 1 sack.

- His 7 sacks in 3 games were the most in a 3-game span in team history.

HONORS:

- Named one the franchise's 50 greatest players on the Miami Dolphins 50th Season All-Time Team.
- AFC Defensive Player of the Week (at Tennessee, 10/18).

2014 (MIAMI):

- Started all 16 games.
- 38 tackles (32 solo), 11.5 sacks, 3 passes defended, 3 forced fumbles and 1 fumble recovery.

VS. NEW ENGLAND (9/7): 3 solo tackles, 2 sacks and 2 forced fumbles.

- Became the 1st Dolphins player to record at least 2 sacks and 2 forced fumbles in the same game since LB Charlie Anderson on Nov. 15, 2009.

AT DETROIT (11/9): 2 solo tackles and 2 sacks.

- Marked the 5th straight game he registered a sack.

VS. MINNESOTA (12/21): 5 tackles (4 solo) and 2 sacks.

- Became the 4th Dolphins player since sacks became an official statistic in 1982 to record 10+ sacks in at least 3 seasons with the team, joining DE Jason Taylor (6), DE Trace Armstrong (3) and DE Jeff Cross (3).

PRO BOWL:

- Earned his 4th Pro Bowl selection.

HONORS:

- 2nd-team All-Pro.
- No. 39 on the NFL Network Top 100 list.
- AFC Defensive Player of the Week (vs. New England, 9/7).

2013 (MIAMI):

- Started 15 games.
- Inactive 1 game.
- 37 tackles (29 solo), 8.5 sacks and 2 forced fumbles.
- 1 safety.

AT CLEVELAND (9/8): 4 tackles (2 solo) and 2.5 sacks.

- Sacked QB Brandon Weeden on a 2nd-and-10 in the 3rd quarter.
- Brought Weeden down again on a 4th-and-2

snap in the 4th quarter.

VS. CINCINNATI (10/31): 5 solo tackles, 3 sacks, 1 forced fumble, 1 fumble recovery; 1 safety.

- Strip-sacked QB Andy Dalton on a 3rd-and-4 in the 1st quarter, recovering the fumble himself.
- Sacked Dalton in the end zone in overtime, resulting in a safety that won the game.
- It marked the 3rd time in NFL history an overtime game ended on a safety.

AT PITTSBURGH (12/8): 3 solo tackles, 1 sack and 1 forced fumble.

- The sack and forced fumble came on the same play when he strip-sacked QB Ben Roethlisberger for a 2-yard loss.

PRO BOWL:

- Earned his 3rd Pro Bowl selection.

HONORS:

- No. 66 on the NFL Network Top 100 list.
- AFC Defensive Player of the Week (vs. Cincinnati, 10/31).

2012 (MIAMI):

- Started all 16 games.
- 53 tackles (38 solo), 15 sacks, 3 forced fumbles and 1 pass defended.
- His 15 sacks were 4th in the NFL that season and tied for 6th in Dolphins history.
- Moved to defensive end after playing linebacker for the 1st 3 seasons of his Dolphins career.

AT ARIZONA (9/30): 5 tackles (4 solo) and 4.5 sacks.

- His 4.5 sacks are the 4th-best single-game total in team history.
- Brought down QB Kevin Kolb 4 different times on 3rd downs, forcing a punt each time.

AT INDIANAPOLIS (11/4): 4 solo tackles, 1 sack and 1 forced fumble.

- Marked the 5th straight game he registered a sack.

AT SAN FRANCISCO (12/9): 6 solo tackles, 3 sacks and 1 forced fumble.

- It was his 3rd multi-sack of the season.
- All 3 sacks came in the 1st half.

PRO BOWL:

- Earned his 2nd Pro Bowl selection and his 1st at defensive end after he made the Pro Bowl following the 2010 season.
- Is 1 of just 3 Dolphins players to make the Pro Bowl at 2 different positions, joining DE/DT Randy Starks and C/G Mike Pouncey.
- Recorded a 6-yard sack of New Orleans QB Drew Brees in the 1st quarter.

HONORS:

- 1st-team All-Pro.
- No. 89 on the NFL Network Top 100 list.
- AFC Defensive Player of the Month (October).

2011 (MIAMI):

- Played in all 16 games with 14 starts.
- 42 tackles, 8.5 sacks and 2 passes defended.
- His 8.5 sacks were tied for 12th in the AFC.

VS. NEW ENGLAND (9/12): 3 solo tackles, 1 sack and 1 pass defended.

VS. DENVER (10/23): 4 solo tackles and 2 sacks.

- Sacked QB Tim Tebow twice for a total of 9 yards in losses.

AT BUFFALO (12/18): 7 tackles (6 solo), 1 sack and 1 pass defended.

PRO BOWL:

- Earned his 1st Pro Bowl selection as a starter at outside linebacker.

2010 (MIAMI):

- Started all 16 games.
- 57 tackles (48 solo), 14 sacks, 4 passes defended and 3 forced fumbles.
- His 14 sacks were 3rd in the NFL that season and tied for 9th in team history.

AT MINNESOTA (10/19): 4 tackles, 1 sack and 1 forced fumble.

- Sacked QB Brett Favre in the end zone and forced a fumble, which was recovered by LB Koa Misi for a touchdown.

AT GREEN BAY (10/17): 3 solo tackles and 3 sacks.

- Brought down QB Aaron Rodgers 3 times.
- It was the most sacks by a Dolphins player in a single game since Sept. 21, 2008 (LB Joey Porter).

AT N.Y. JETS (12/12): 5 solo tackles, 2 sacks and 1 forced fumble.

- Sacked QB Mark Sanchez twice on the final drive of the game, preserving the Dolphins victory.

HONORS:

- 1st-team All-Pro.
- No. 63 on the NFL Network Top 100 list.

2009 (MIAMI):

- Played in 14 games with 1 start.
- Inactive for 2 games.
- 11 tackles (10 solo), 5.5 sacks, 1 pass defended and 1 forced fumble.
- 12 special teams tackles (9 solo).

AT SAN DIEGO (9/27): 1 solo special teams tackle.

- Made his NFL debut.

VS. BUFFALO (10/4): 6 tackles (5 solo), 2.5 sacks and 1 forced fumble.

- His 2.5 sacks were 3rd-most in team history by a rookie or 1st-year player in a game.
- His 2.5 sacks were the 1st sacks of his career.

VS. PITTSBURGH (1/3): 1 solo special teams tackle.

- Made his 1st NFL start.

2008 (B.C. LIONS/CFL):

- 65 tackles, 23 sacks and 3 fumble recoveries.
- His 23 sacks led the CFL.

HONORS:

- CFL Defensive Player of the Year.
- Won the Norm Fieldgate Trophy (outstanding defensive player in the West Division).
- 1st defensive player to win the TSN Friday Night Gladiator of the Year (effort, toughness and sacrifice).
- All-Western Division.

2007 (B.C. LIONS/CFL):

- 72 tackles, 16 sacks.
- His 16 sacks led the NFL.
- 1 blocked field goal.

HONORS:

- CFL Defensive Player of the Year.
- CFL Rookie of the Year.
- Won the Norm Fieldgate Trophy (outstanding defensive player in the West Division).

- All-Western Division.

2006 (N.Y. GIANTS):

- Spent the offseason with the N.Y. Giants before being waived on June 22.

BEFORE THE NFL

COLLEGE (PENN STATE):

- 4-year letterman (2001-04).
- Played mainly linebacker but also appeared at defensive end.

CAREER: 191 tackles, 2 forced fumbles, 8.5 sacks; 7 blocked kicks.

HIGH SCHOOL (DeMATHA CATHOLIC HS – HYATTSVILLE, MD.)

- Played safety, running back and wide receiver.
- Also lettered in track and basketball.

SENIOR (1999):

- Washington Post Defensive Player of the Year.

OFF THE FIELD

COMMUNITY:

- Participated in numerous team events, such as purchasing toys and meals for the holidays, playing video games with kids with disabilities, shopping with local schoolchildren during the Kids and Fins Publix Shopping Spree and donating purchased tickets as part of the "All-Community Team."

PERSONAL:

- After he was released by the N.Y. Giants in 2006, entered the corporate world as a mortgage broker before resuming his professional football career in Canada with the B.C. Lions.
- Participated in the 3-day Stephen Ross externship in New York in July 2016.
- Participates annually in the Miami Dolphins Business Combine.
- **MAJOR:** Sociology.

CAMERON WAKE'S NFL REGULAR SEASON STATS

YEAR	TEAM	GP	GS	TACKLES					INTERCEPTIONS					FUMBLES	
				TOT	SOLO	ASST	SK	YDS	INT	YDS	LG	TD	PD	FF	FR
2009	MIAMI	14	1	11	10	1	5.5	28.5	0	0	0	0	1	1	0
2010	MIAMI	16	16	57	48	9	14.0	89.5	0	0	0	0	4	3	0
2011	MIAMI	16	14	42	37	5	8.5	47.5	0	0	0	0	2	0	0
2012	MIAMI	16	16	53	38	15	15.0	92.0	0	0	0	0	1	3	0
2013	MIAMI	15	15	37	29	8	8.5	56.0	0	0	0	0	0	2	1
2014	MIAMI	16	16	38	32	6	11.5	59.5	0	0	0	0	3	3	1
2015	MIAMI	7	7	9	7	2	7.0	39.0	0	0	0	0	1	4	0
2016	MIAMI	16	11	29	22	7	11.5	90.5	1	12	12	0	2	5	0
2017	MIAMI	16	16	36	26	10	10.5	72.0	0	0	0	0	0	0	0
NFL TOTALS		132	112	312	249	63	92.0	574.5	1	12	12	0	14	21	2

CAMERON WAKE'S NFL PLAYOFF STATS

YEAR	TEAM	GP	GS	TACKLES					INTERCEPTIONS					FUMBLES	
				TOT	SOLO	ASST	SK	YDS	INT	YDS	LG	TD	PD	FF	FR
2016	MIAMI	1	1	6	3	3	0.0	0.0	0	0	0	0	0	0	0
PLAYOFF TOTALS		1	1	6	3	3	0.0	0.0	0	0	0	0	0	0	0

ADDITIONAL STATS

Special Teams Tackles: 12 in 2009.

Safeties: 1 in 2013.

SINGLE-GAME CAREER HIGHS

- Tackles:** 8 at Baltimore, 11/7/10
- Sacks:** 4.5 at Arizona, 9/30/12
- Interceptions:** 1 at N.Y. Jets, 12/17/16
- Passes Defensed:** 2 at Buffalo, 9/12/10
- Forced Fumbles:** 2 4 times, last: vs. N.Y. Jets, 11/6/16
- Fumble Recoveries:** 1 twice, last: at Chicago, 10/19/14



15

ALBERT WILSON

WIDE RECEIVER // 5-9 // 186 // GEORGIA STATE '14
ACQUIRED: UFA, '18 (KC)
HOMETOWN: FORT PIERCE, FLA. // BORN: 7/12/92
NFL: FIFTH SEASON // DOLPHINS: FIRST SEASON

NFL CAREER

TRANSACTIONS:

- Signed by Miami as an unrestricted free agent from Kansas City on March 15, 2018.
- Signed by Kansas City as an undrafted college free agent on May 12, 2014.

CAREER HIGHLIGHTS:

- Played in 55 career games with 26 starts.
- 124 receptions for 1,544 yards (12.5 avg.) and 7 TDs.
- 10 carries for 82 yards (8.2 avg.) and 1 TD.
- 3 kickoff returns for 52 yards (17.3 avg.).
- 6 special teams tackles (5 solo) and 1 forced fumble.

2017 (KANSAS CITY):

- Played in 13 games with 7 starts.
- Inactive for 3 games.
- 42 receptions for 554 yards (13.2 avg.) and 3 TDs; 3 carries for 6 yards (2.0 avg.).

AT OAKLAND (10/19): 1 reception for 63 yards and 1 TD.

- Caught a 63-yard TD pass from QB Alex Smith to give the Chiefs a 3rd-quarter lead.

VS. BUFFALO (11/26): 3 receptions for 36 yards (12.0 avg.) and 1 TD.

- Reeled in a 19-yard TD pass on the team's opening possession of the 2nd half.

AT DENVER (12/31): 10 receptions for 147 yards (14.7 avg.).

- It was the 1st 100-yard game of his career.

POSTSEASON:

AFC WILD CARD VS. TENNESSEE (1/6): 2 receptions for 26 yards (13.0 avg.).

2016 (KANSAS CITY):

- Played in all 16 games with 5 starts.
- 31 receptions for 279 yards (9.0 avg.) and 2 TDs; 2 carries for 50 yards (25.0 avg.) and 1 TD.

AT PITTSBURGH (10/2): 5 receptions for 52 yards (10.4 avg.).

VS. JACKSONVILLE (11/6): 3 receptions for 42 yards (14.0 avg.) and 1 TD.

- Caught a 23-yard TD pass from QB Nick Foles to give his team a 1st quarter lead.

AT ATLANTA (12/4): 4 receptions for 48 yards (12.0 avg.); 1 carry for 55 yards and 1 TD.

- Scored on a 55-yard carry in the 3rd quarter for his 1st career rushing TD.

POSTSEASON:

AFC DIVISIONAL VS. PITTSBURGH (1/15): 2 receptions for 3 yards (1.5 avg.) and 1 TD.

- Caught a 5-yard TD pass from QB Alex Smith in the 1st quarter to give Kansas City an early lead.

2015 (KANSAS CITY):

- Played in 14 games with 12 starts.
- Inactive for 2 games.
- 35 receptions for 451 yards (12.9 avg.) and 2 TDs; 5 carries for 26 yards (5.2 avg.).

AT MINNESOTA (10/18): 3 receptions for 57 yards (19.0 avg.) and 1 TD.

- Caught a 42-yard TD pass from QB Alex Smith in the 4th quarter to make it a 1 score game.
- It was the first TD reception of his career.

VS. PITTSBURGH (10/25): 3 receptions for 71 yards (23.7 avg.).

VS. SAN DIEGO (12/13): 4 receptions for 87 yards (21.8 avg.) and 1 TD.

- Caught a 44-yard TD pass from QB Alex Smith that would ultimately be the deciding score in the victory.

POSTSEASON:

AFC WILD CARD AT HOUSTON (1/9): 2 receptions for 9 yards (4.5 avg.).

AFC DIVISIONAL AT NEW ENGLAND (1/16): 5 receptions for 57 yards (11.4 avg.) and 1 TD.

- Caught a 10-yard TD pass from Smith to make it a 1-score game in the 3rd quarter.

2014 (KANSAS CITY):

- Played in 12 games with 2 starts.
- Inactive for 4 games.
- 16 receptions for 260 yards (16.3 avg.).

VS. TENNESSEE (9/7): Played but did not record any stats.

- Made his NFL debut.

AT ARIZONA (12/7): 4 receptions for 53 yards (13.3 avg.).

- Made his first NFL start.

AT PITTSBURGH (12/21): 5 receptions for 87 yards (17.4 avg.).

BEFORE THE NFL

COLLEGE (GEORGIA STATE):

- 4-year letterman (2010-13) and 3-year starter.

CAREER: Played in 42 games with 29 starts; 175 receptions for 3,190 yards (18.2 avg.) and 23 TDs; 47 carries for 331 yards (7.0 avg.) and 1 TD; 95 kickoff returns for 2,328 yards (24.5 avg.) and 2 TDs; 41 punt returns for 374 yards (9.1 avg.); 0-for-2 passing.

- Left as the school's all-time leader in nearly every receiving category, including receptions (175), receiving yards (3,190) and receiving TDs (23).
- His career total of 6,235 all-purpose yards ranked among the top 30 in NCAA history when he left school.
- Left Georgia State as the school's all-time leading scorer with 26 TDs and 156 points.
- Also left school as the program's all-time leader in kickoff returns (95), kickoff return yards (2,338), punt returns (41) and punt return yards (376).
- Became the 1st player in school history to be invited to the NFL Scouting Combine.

SENIOR (2013): Started all 12 games; 71 receptions for 1,177 yards (16.6 avg.) and 8 TDs; 24 carries for 251 yards (10.5 avg.) and 1 TD; 31 kickoff returns for 720 yards (23.2 avg.); 15 punt returns for 125 yards (8.3 avg.).

- 1st-team All-Sun Belt at wide receiver and 2nd-team All-Sun Belt as an all-purpose player.
- His 190.2 all-purpose yards per game was 2nd in FBS.
- His 98.1 receiving yards per game led the Sun Belt and his 5.9 receptions per game were 2nd.
- Set single-season school records in receptions (71), receiving yards (1,177), receiving TDs (8) and all-purpose yards (2,283).
- Honorable mention All-American.
- Team captain.

JUNIOR (2012): Played in all 11 games with 10 starts; 48 receptions for 947 yards (19.7 avg.) and 7 TDs; 8 carries for 18 yards (2.3 avg.); 29 kickoff returns for 751 yards (25.9 avg.) and 1 TD; 10 punt returns for 94 yards (9.4 avg.).

- His 164.5 all-purpose yards per game led the CAA and his 86.1 receiving yards per game were 4th in the conference.
- CAA Co-Special Teams Player of the Year.

- 1st-team All-CAA at kickoff returner and 3rd-team All-CAA at wide receiver.
- Team co-MVP for offense and MVP for special teams.

SOPHOMORE (2011): Played in 9 games with 7 starts; 37 receptions for 772 yards (20.9 avg.) and 6 TDs; 4 carries for 44 yards (11.0 avg.); 13 kickoff returns for 239 yards (18.4 avg.); 13 punt returns for 155 yards (11.9 avg.).

- His 11.9 punt return average was 8th in FCS and his 85.8 receiving yards per game were 20th.

TRUE FRESHMAN (2010): Played in 10 games; 19 receptions for 294 yards (15.5 avg.) and 2 TDs; 11 carries for 18 yards (1.6 avg.); 22 kickoff returns for 618 yards (28.1 avg.) and 1 TD; 3 punt returns for 2 yards (0.7 avg.).

- Team MVP on special teams.

HIGH SCHOOL (PORT ST. LUCIE HS – PORT ST. LUCIE, FLA.)

- Played quarterback and defense.

SENIOR (2009): 1,029 passing yards and 9 TDs; 824 rushing yards and 11 TDs; 81 receiving yards; 132 interception return yards; 565 kickoff/punt return yards.

- All-Area Offensive Player of the Year.

OFF THE FIELD

COMMUNITY:

- Started the Albert Wilson Foundation to enhance the lives of youth in foster care and underserved communities.
- Served as a mentor with Big Brothers, Big Sisters of Kansas City.
- Partnered with Chiefs WR Chris Conley to donate \$100 per catch in the 2017 season to benefit the Catch A Break program that provides tennage boys in foster care with vouchers to purchase school clothes and shoes.

PERSONAL:

- **MAJOR:** Sociology.

ALBERT WILSON'S NFL REGULAR SEASON STATS

YEAR	TEAM	GP	GS	RECEIVING					RUSHING				
				REC	YDS	AVG	LG	TD	ATT	YDS	AVG	LG	TD
2014	KANSAS CITY	12	2	16	260	16.3	48	0	0	0	0.0	0	0
2015	KANSAS CITY	14	12	35	451	12.9	44t	2	5	26	5.2	8	0
2016	KANSAS CITY	16	5	31	279	9.0	42	2	2	50	25.0	55t	1
2017	KANSAS CITY	13	7	42	554	13.2	63t	3	3	6	2.0	6	0
NFL TOTALS		55	26	124	1544	12.5	63t	7	10	82	8.2	55t	1

ALBERT WILSON'S NFL PLAYOFF STATS

YEAR	TEAM	GP	GS	RECEIVING					RUSHING				
				REC	YDS	AVG	LG	TD	ATT	YDS	AVG	LG	TD
2015	KANSAS CITY	2	2	7	66	9.4	19	1	2	11	5.5	9	0
2016	KANSAS CITY	1	1	2	3	1.5	5t	1	0	0	0.0	0	0
2017	KANSAS CITY	1	1	2	26	13.0	18	0	0	0	0.0	0	0
PLAYOFF TOTALS		4	4	11	95	8.6	19	2	2	11	5.5	9	0

ADDITIONAL STATS

Kickoff Returns: 1 for 21 yards in 2014, 1 for 13 yards in 2016, 1 for 18 yards in 2017 for total of 3 for 52 yards (17.3 avg.).

Special Teams Tackles: 3 in 2014, 1 in 2015 and 2 in 2016 for total of 6 (P-1).

Miscellaneous Tackles: 3 in 2016 and 1 in 2017 for total of 4.

Special Teams Forced Fumbles: 1 in 2014.

SINGLE-GAME CAREER HIGHS

Receptions: 10 at Denver, 12/31/17
Receiving Yards: 147 at Denver, 12/31/17
Longest Reception: 63t at Oakland, 10/19/17
Receiving TDs: 1 8 times, last: vs. Buffalo, 11/26/17

100-YARD RECEIVING GAMES (1)

DATE	OPPONENT	REC	YDS	AVG	LG	TD
12/31/17	at Denver	10	147	14.7	24	0

2014 GAME-BY-GAME STATS (KANSAS CITY)

DATE	OPPONENT	P/S	REC	YDS	AVG	LG	TD
09/07	TENNESSEE	1/0	0	0	0.0	-	0
09/14	at Denver		INACTIVE				
09/21	at Miami		INACTIVE				
09/29	NEW ENGLAND		INACTIVE				
10/5	at San Francisco		INACTIVE				
10/19	at San Diego	1/0	1	11	11.0	11	0
10/26	ST. LOUIS	1/0	0	0	0.0	-	0
11/02	N.Y. JETS	1/0	1	13	13.0	13	0
11/09	at Buffalo	1/0	0	0	0.0	-	0
11/16	SEATTLE	1/0	0	0	0.0	-	0
11/20	at Oakland	1/0	2	27	13.5	23	0
11/30	DENVER	1/0	0	0	0.0	-	0
12/07	at Arizona	1/1	4	53	13.3	22	0
12/14	OAKLAND	1/0	3	69	23.0	48	0
12/21	at Pittsburgh	1/1	5	87	17.4	33	0
12/28	SAN DIEGO	1/0	0	0	0.0	-	0
2014 TOTALS		12/2	16	260	16.3	48	0

2015 GAME-BY-GAME STATS (KANSAS CITY)

DATE	OPPONENT	P/S	REC	YDS	AVG	LG	TD
09/13	at Houston	1/1	3	25	8.3	13	0
09/17	DENVER	1/1	0	0	0.0	-	0
09/28	at Green Bay	1/0	0	0	0.0	-	0
10/4	at Cincinnati		INACTIVE				
10/11	CHICAGO		INACTIVE				
10/18	at Minnesota	1/0	3	57	19.0	42t	1
10/25	PITTSBURGH	1/1	3	71	23.7	40	0
11/01	DETROIT	1/1	3	12	4.0	6	0
11/15	at Denver	1/1	1	16	16.0	16	0
11/22	at San Diego	1/1	4	56	14.0	27	0
11/29	BUFFALO	1/1	3	25	8.3	16	0
12/06	at Oakland	1/1	1	17	17.0	17	0
12/13	SAN DIEGO	1/1	4	87	21.8	44t	1
12/20	at Baltimore	1/1	4	27	6.8	11	0
12/27	CLEVELAND	1/1	3	34	11.3	19	0
01/03	OAKLAND	1/1	3	24	8.0	14	0
2015 TOTALS		14/12	35	451	12.9	44t	2

DATE	OPPONENT	P/S	REC	YDS	AVG	LG	TD
01/09	at Houston*	1/1	2	9	4.5	6	0
01/16	at New England**	1/1	5	57	11.4	19	1
PLAYOFF TOTALS		2/2	7	66	9.4	19	1

* AFC Wild Card game

** AFC Divisional game

2016 GAME-BY-GAME STATS (KANSAS CITY)

DATE	OPPONENT	P/S	REC	YDS	AVG	LG	TD
09/11	SAN DIEGO	1/1	3	1	0.3	3	0
09/18	at Houston	1/0	2	11	5.5	7	0
09/25	N.Y. JETS	1/0	0	0	0.0	-	0
10/02	at Pittsburgh	1/0	5	52	10.4	17	0
10/16	at Oakland	1/0	1	26	26.0	26	0
10/23	NEW ORLEANS	1/0	1	4	4.0	4	0
10/30	at Indianapolis	1/1	0	0	0.0	-	0
11/06	JACKSONVILLE	1/0	3	42	14.0	23t	1
11/13	at Carolina	1/1	4	25	6.3	10	0
11/20	TAMPA BAY	1/1	4	19	4.8	7	1
11/27	at Denver	1/0	2	6	3.0	4	0
12/04	at Atlanta	1/1	4	48	12.0	21	0
12/08	OAKLAND	1/0	0	0	0.0	-	0
12/18	TENNESSEE	1/0	0	0	0.0	-	0
12/25	DENVER	1/0	1	3	3.0	3	0
01/01	at San Diego	1/0	1	42	42.0	42	0
2016 TOTALS		16/5	31	279	9.0	42	2

DATE	OPPONENT	P/S	REC	YDS	AVG	LG	TD
01/08	PITTSBURGH*	1/1	2	3	1.5	5t	1

* AFC Divisional game

2017 GAME-BY-GAME STATS (KANSAS CITY)

DATE	OPPONENT	P/S	REC	YDS	AVG	LG	TD
09/07	at New England	1/0	5	37	7.4	13	0
09/17	PHILADELPHIA	1/0	2	22	11.0	12	0
09/24	at L.A. Chargers	1/0	3	18	6.0	11	1
10/02	WASHINGTON	1/1	4	63	15.8	37	0
10/08	at Houston	1/1	2	18	9.0	12	0
11/15	PITTSBURGH		INACTIVE				
10/19	at Oakland	1/0	1	63	63.0	63t	1
10/30	DENVER	1/0	0	0	0.0	-	0
11/5	at Dallas		INACTIVE				
11/19	at N.Y. Giants		INACTIVE				
11/26	BUFFALO	1/1	3	36	12.0	19t	1
12/03	at N.Y. Jets	1/1	3	27	9.0	11	0
12/10	OAKLAND	1/1	5	72	14.4	36	0
12/16	L.A. CHARGERS	1/1	1	15	15.0	15	0
12/24	MIAMI	1/1	3	36	12.0	13	0
12/31	at Denver	1/0	10	147	14.7	24	0
2017 TOTALS		13/7	42	554	13.2	63t	3

DATE	OPPONENT	P/S	REC	YDS	AVG	LG	TD
01/08	TENNESSEE*	1/1	2	26	13.0	18	0

* AFC Wild Card game



79

SAM
YOUNG

TACKLE // 6-8 // 302 // NOTRE DAME '10
ACQUIRED: UFA, '16 (JAX.)
HOMETOWN: CORAL SPRINGS, FLA. // BORN: 6/24/87
NFL: NINTH SEASON // DOLPHINS: THIRD SEASON

NFL CAREER

TRANSACTIONS:

- Signed by Miami on Sept. 4, 2018.
- Released by Miami on Sept. 2, 2018.
- Signed by Miami on Sept. 4, 2017.
- Released by Miami on Sept. 2, 2017.
- Signed by Miami on Oct. 11, 2016.
- Released by Miami on Sept. 3, 2016.
- Signed by Miami as an unrestricted free agent from Jacksonville on March 11, 2016.
- Awarded off waivers to Jacksonville on Oct. 8, 2013.
- Waived by Buffalo on Oct. 7, 2013.
- Awarded off waivers to Buffalo on Sept. 6, 2011.
- Waived by Dallas on Sept. 5, 2011.
- 6th-round pick (179th overall) by Dallas in the 2010 NFL draft.

CAREER HIGHLIGHTS:

- Played in 76 career games with 20 starts.

2017 (MIAMI):

- Played in 10 games with 6 starts.
- Inactive for 6 games.

VS. DENVER (12/3):

- Blocked for RB Kenyan Drake, who rushed for 120 yards and 1 TD in the victory for his 1st career 100-yard rushing performance.

VS. NEW ENGLAND (12/11):

- Helped RB Kenyan Drake rush for 114 yards, his 2nd straight 100-yard rushing effort.

VS. BUFFALO (12/31):

- Served as a game captain.

2016 (MIAMI):

- Played in 8 games with 1 start.
- Inactive for 3 games.
- Signed by Miami on Oct. 11 after the team released him on Sept. 3.

VS. SAN FRANCISCO (11/27):

- Helped QB Ryan Tannehill complete 20-of-30 passes (66.7 pct.) for 285 yards and 3 TDs.

POSTSEASON:

AFC WILD CARD AT PITTSBURGH (1/8): Inactive.

2015 (JACKSONVILLE):

- Played in all 16 games with 3 starts.

- Started 2 games at left tackle and 1 at right tackle.
- Helped QB Blake Bortles complete 355-of-606 passes (58.6 pct.) for 4,428 yards and 35 TDs.

2014 (JACKSONVILLE):

- Played in 9 games with 6 starts at right tackle.
- Inactive for 7 games.

2013 (JACKSONVILLE/BUFFALO):

- Played in 11 games with Jacksonville.
- Awarded off waivers to Jacksonville on Oct. 8.
- Waived by Buffalo on Oct. 7.
- Played in 4 games with Buffalo.

2012 (BUFFALO):

- Played in 12 games with 4 starts at right tackle.
- Inactive for 4 games.

VS. ST. LOUIS (12/9):

- Made his 1st NFL start.

2011 (BUFFALO/DALLAS):

- Played in 4 games.
- Inactive for 12 games.
- Spent training camp and the offseason with Dallas.

2010 (DALLAS):

- Played in 2 games.
- Inactive for 14 games.

AT ARIZONA (12/25):

- Made his NFL debut.

BEFORE THE NFL

COLLEGE (NOTRE DAME):

- 4-year starter (2006-09).

CAREER: Started all 50 games – 40 at left tackle and 10 at right tackle.

SENIOR (2009): Started all 12 games.

JUNIOR (2008): Started all 13 games.

SOPHOMORE (2007): Started all 12 games.

- Opened the season at right tackle and moved to left tackle after 3 games.

TRUE FRESHMAN (2006): Started all 13 games.

- Became the 1st freshman to start the season opener at the school since freshmen regained their eligibility in 1972.

- 1st-team Freshman All-American.

HIGH SCHOOL (ST. THOMAS AQUINAS – FORT LAUDERDALE, FLA.)

- Also participated in track and field and won a state title in shot put, setting multiple school records.

SENIOR (2005):

- 1st-team All-American.
- Florida Gatorade Player of the Year.
- Did not allow a sack.

JUNIOR (2004):

- Did not allow a sack.

OFF THE FIELD

COMMUNITY:

- Participated in the 5k at the Dolphins Cancer Challenge in 2017.
- Participated in numerous team events, such as

the holiday toy event, AARP Million Meal Pack and the Dolphins Cancer Challenge Celebrity Golf Tournament.

- Helped out at a field day for the Marjory Stoneman Douglas High School community following the Parkland tragedy.

PERSONAL:

- Participated in the 3-day Miami Dolphins Business Combine in New York in both 2016 and 2017.
- Participated in the 2017 Dolphins Business Combine at Hard Rock Stadium where he and teammates learned about the different behind-the-scenes jobs of an NFL team.
- Married to Lauren.
- **MAJOR:** Management-entrepreneurship.

SAM YOUNG'S NFL REGULAR SEASON STATS

GAMES/STARTS: (Dallas) 2010: 2/0, (Buffalo) 2011: 4/0, 2012: 12/4, (Buffalo/Jacksonville) 2013: 15/0, (Jacksonville) 2014: 9/6, 2015: 16/3, (Miami) 2016: 8/1, 2017: 10/6 **NFL TOTALS: 76/20**



PRACTICE SQUAD



ISAAC ASIATA
#68 • Guard



LEONTE CARROO
#88 • Wide Receiver



JALEN DAVIS
#1 • Cornerback



ISAIAH FORD
#84 • Wide Receiver



CONNOR HILLAND
#61 • Center



JEREMY LANGFORD
#42 • Running Back



CAMERON MALVEAUX
#75 • Defensive End



JAMIYUS PITTMAN
#65 • Defensive Tackle



QUENTIN POLING
#51 • Linebacker



JONATHAN WOODARD
#76 • Defensive End

INJURED RESERVE



JAKE BRENDEL
#64 • Center



MIKE HULL
#45 • Linebacker



HISTORY & RECORDS



INDIVIDUAL RECORDS

The following individual records relate solely to service with the Miami Dolphins. They include National Football League regular-season statistics only – with the exception of those single-game records marked by “*” or “**.”

* Playoff game **Super Bowl

1966-77: 14 games 1983-86: 16 games 1978-81: 16 games 1987: 15 games 1982: 9 games 1988-2017: 16 games

SERVICE

MOST SEASONS

17	Dan Marino (1983-99)
15	Bob Kuechenberg (1970-84)
14	Bob Griese (1967-80)
14	Don Strock (1974-87)
13	Nat Moore (1974-86)
13	Jason Taylor (1997-2007, 2009, 2011)
13	John Denney (2005-17)
12	Larry Little (1969-80)
12	Ed Newman (1973-84)
12	Bruce Hardy (1978-89)
12	Jim Jensen (1981-92)
12	Zach Thomas (1996-2007)

MOST GAMES PLAYED

242	Dan Marino (1983-99)
208	John Denney (2005-17)
204	Jason Taylor (1997-2007, 2009, 2011)
196	Bob Kuechenberg (1970-84)
183	Nat Moore (1974-86)
168	Zach Thomas (1996-2007)
167	Ed Newman (1973-85)
166	Vern Den Herder (1971-82)
164	Jim Jensen (1981-92)
164	Richmond Webb (1990-00)
163	Don Strock (1974-87)
161	Bob Griese (1967-80)
159	Larry Little (1969-80)
157	Tim Bowens (1994-04)
156	Tim Ruddy (1994-03)
155	Olindo Mare (1997-2006)
151	Bruce Hardy (1978-89)

MOST CONSECUTIVE GAMES PLAYED

208	John Denney (1st in 2005 through 16th in 2017 - current)
130	Jason Taylor (15th in 1999 through 16th in 2007)
128	Jim Langer (10th in 1970 through 9th in 1979)
128	Brandon Fields (1st in 2007 through 16th in 2014)
127	Garo Yepremian (2nd in 1970 through 16th in 1978)
125	Bob Baumhower (1st in 1977 through 14th in 1984)
118	Richmond Webb (3rd in 1991 through 8th in 1998)
116	Olindo Mare (1st in 1997 through 4th in 2004)
107	Dwight Stephenson (1st in 1980 through 2nd in 1987)
104	Jeff Cross (1st in 1988 through 8th in 1994)
104	Tim Bowens (1st in 1994 through 8th in 2000)
104	Vernon Carey (4th in 2004 through 12th in 2010)

MOST STARTS

240	Dan Marino (1983-99)
186	Jason Taylor (1997-2007, 2009, 2011)
176	Bob Kuechenberg (1970-84)
168	Zach Thomas (1996-2007)
162	Richmond Webb (1990-2000)
155	Tim Bowens (1994-04)
152	Bob Griese (1967-80)
152	Larry Little (1969-80)

144	Vern Den Herder (1971-82)
140	Tim Ruddy (1994-2003)

MOST CONSECUTIVE STARTS

130	Jason Taylor (15th in 1999 through 16th in 2007)
118	Richmond Webb (3rd in 1991 through 8th in 1998)
109	Jim Langer (1st in 1972 through 9th in 1979)
95	Dan Marino (6th in 1987 through 5th in 1993)
92	Tim Bowens (3rd in 1994 through 14th in 1999)
91	Norm Evans (3rd in 1969 through 9th in 1975)
87	Dick Anderson (12th in 1968 through 14th in 1974)
87	Vernon Carey (7th in 2005 through 12th in 2010)
86	Bob Baumhower (1st in 1977 through 8th in 1982)
84	Jake Scott (1st in 1970 through 14th in 1975)
81	Vern Den Herder (1st in 1972 through 11th in 1977)
81	Jeff Cross (16th in 1988 through 16th in 1993)
81	Keith Sims (11th in 1991 through 11th in 1996)
80	Randy McMichael (1st in 2002 through 16th in 2006)

MOST PRO BOWLS

9	Dan Marino (1983-87, 1991-92, 1994-95)
7	Richmond Webb (1990-96)
7	Zach Thomas (1999-2003, 2005-06)
6	Bob Griese (1970-71, 1973-74, 1977-78)
6	Jim Langer (1973-78)
6	Bob Kuechenberg (1974-75, 1977-78, 1982-83)
6	Jason Taylor (2000, 2002, 2004-07)
5	Larry Csonka (1970-74)
5	Paul Warfield (1970-74)
5	Jake Scott (1971-75)
5	Bob Baumhower (1979, 1981-84)
5	Dwight Stephenson (1983-87)
5	John Offerdahl (1986-90)
5	Mark Clayton (1984-86, 1988, 1991)
5	Cameron Wake (2010, 2012-14, 2016)

MOST CONSECUTIVE PRO BOWLS

7	Richmond Webb (1990-96)
6	Jim Langer (1973-78)
5	Larry Csonka (1970-74)
5	Paul Warfield (1970-74)
5	Jake Scott (1971-75)
5	Dan Marino (1983-87)
5	Dwight Stephenson (1983-87)
5	John Offerdahl (1986-90)
5	Zach Thomas (1999-2003)

MOST PRO BOWL STARTS

7	Dan Marino (1983-86, 1992, 1994-95)
5	Jim Langer (1973-77)
5	Jason Taylor (2000, 2002, 2004-06)
4	Dwight Stephenson (1983-86)
4	John Offerdahl (1986, 1988-90)
4	Richmond Webb (1992-95)
4	Cameron Wake (2010, 2012, 2014, 2016)
3	Larry Little (1972-74)
3	Jake Scott (1972-73, 1975)
3	Bob Baumhower (1979, 1981, 1983)



INDIVIDUAL RECORDS

- 3 Sam Madison (1999-2001)
- 3 Zach Thomas (1999, 2002, 2006)
- 3 Jake Long (2009-11)

MOST CONSECUTIVE PRO BOWL STARTS

- 5 Jim Langer (1973-77)
- 4 Dwight Stephenson (1983-86)
- 4 Dan Marino (1983-86)
- 4 Richmond Webb (1992-95)
- 3 Larry Little (1972-74)
- 3 John Offerdahl (1988-90)
- 3 Sam Madison (1999-2001)
- 3 Jason Taylor (2004-06)
- 3 Jake Long (2009-11)

SCORING

MOST POINTS

CAREER

- 1,048 Olindo Mare (1997-06), 313 XPs, 245 FGs
- 830 Garo Yepremian (1970-78), 335 XPs, 165 FGs
- 774 Pete Stoyanovich (1989-95), 246 XPs, 176 FGs
- 540 Uwe von Schamann (1979-84), 237 XPs, 101 FGs
- 535 Dan Carpenter (2008-12), 154 XPs, 127 FGs

SEASON

- 144 Olindo Mare (1999), 27 XPs, 39 FGs
- 128 Caleb Sturgis (2014), 41 XPs, 29 FGs
- 124 Pete Stoyanovich (1992), 34 XPs, 30 FGs
- 121 Pete Stoyanovich (1991), 28 XPs, 31 FGs
- 118 Pete Stoyanovich (1995), 37 XPs, 27 FGs

GAME

- 24 Paul Warfield (12/15/73 vs. Detroit), 4 TDs
- 24 Mark Ingram (11/27/94 at N.Y. Jets), 4 TDs
- 24 Ronnie Brown (9/21/08 at New England), 4 TDs

MOST POINTS BY A ROOKIE

SEASON

- 116 Fuad Reveiz (1985), 50 XPs, 22 FGs
- 111 Caleb Sturgis (2013), 33 XPs, 26 FGs
- 103 Dan Carpenter (2008), 40 XPs, 21 FGs

MOST CONSECUTIVE GAMES SCORING POINTS

- 121 Garo Yepremian (8th in 1970 through 16th in 1978)

MOST TOUCHDOWNS

CAREER

- 82 Mark Clayton (1983-92), 81 pass, 1 ret.
- 75 Nat Moore (1974-86), 74 pass, 1 run
- 59 Mark Duper (1982-92), 59 pass
- 57 Larry Csonka (1968-74, 1979), 53 run, 4 pass
- 54 Ricky Williams (2002-03, 2005, 2007-10), 48 run, 6 pass

SEASON

- 18 Mark Clayton (1984), 18 pass
- 17 Ricky Williams (2002), 16 run, 1 pass
- 17 Karim Abdul-Jabbar (1997), 15 run, 1 pass
- 16 Lamar Smith (2000), 14 run, 2 pass
- 14 Mark Clayton (1988), 14 pass

GAME

- 4 Paul Warfield (12/15/73 vs. Detroit), 4 pass
- 4 Mark Ingram (11/27/94 at N.Y. Jets), 4 pass
- 4 Ronnie Brown (9/21/08 at New England), 4 run

MOST TOUCHDOWNS BY A ROOKIE

SEASON

- 13 Ron Davenport (1985), 11 run, 2 pass
- 11 Karim Abdul-Jabbar (1996), 11 run
- 8 Andra Franklin (1981), 7 run, 1 pass
- 7 Larry Csonka (1968), 6 run, 1 pass
- 7 Troy Stradford (1987), 6 run, 1 pass
- 7 Chris Chambers (2001), 7 pass

GAME

- 3 Ronald Scott (10/11/87 vs. Kansas City), 3 run
- 3 Troy Stradford (12/7/87 vs. N.Y. Jets), 3 run
- 3 Sammie Smith (12/10/89 vs. New England), 3 run

MOST CONSECUTIVE GAMES SCORING A TOUCHDOWN

- 6 Paul Warfield (4th through 9th in 1971)
- 6 Mark Clayton (13th through 16th in 1988 and 2nd through 3rd in 1989)
- 6 Ricky Williams (16th in 2002 and 1st through 5th in 2003)

MOST FIELD GOALS

CAREER

- 245 Olindo Mare (1997-06), 303 att.
- 176 Pete Stoyanovich (1989-95), 222 att.
- 165 Garo Yepremian (1970-78), 242 att.
- 127 Dan Carpenter (2008-12), 155 att.
- 101 Uwe von Schamann (1979-84), 149 att.

SEASON

- 39 Olindo Mare (1999), 46 att.
- 31 Pete Stoyanovich (1991), 37 att.
- 30 Pete Stoyanovich (1992), 37 att.
- 30 Dan Carpenter (2010), 41 att.
- 29 Dan Carpenter (2011), 34 att.
- 29 Caleb Sturgis (2014), 37 att.

GAME

- 6 Olindo Mare (10/17/99 at New England), 6 att.
- 5 Garo Yepremian (9/26/71 at Buffalo), 6 att.
- 5 Olindo Mare (12/31/06 at Indianapolis), 5 att.
- 5 Dan Carpenter (10/24/10 vs. Pittsburgh), 5 att.
- 5 Dan Carpenter (10/31/10 at Cincinnati), 5 att.
- 4 24 times (last – Cody Parkey, 9/17/17 at L.A. Chargers, 4 att.)

MOST FIELD GOALS BY A ROOKIE

SEASON

- 26 Caleb Sturgis (2013), 34 att.
- 22 Fuad Reveiz (1985), 27 att.
- 21 Uwe von Schamann (1979), 29 att.
- 21 Dan Carpenter (2008), 25 att.

GAME

- 4 Dan Carpenter (11/2/08 at Denver), 4 att.
- 3 14 times (last – Caleb Sturgis, 12/1/13 at N.Y. Jets)



INDIVIDUAL RECORDS

MOST CONSECUTIVE GAMES SCORING A FIELD GOAL

20	Garó Yepremian (10th in 1970 through 1st in 1972)
20	Olindo Mare (7th in 1998 through 10th in 1999)

MOST CONSECUTIVE FIELD GOALS

19	Olindo Mare (3rd through 7th in 1999)
17	Dan Carpenter (2nd through 12th in 2009)
16	Garó Yepremian (8th through 16th in 1978)
16	Olindo Mare (7th through 16th in 2000)

HIGHEST FIELD GOAL PERCENTAGE

CAREER (min: 50 att.)

81.9	Dan Carpenter (2008-12), 127 of 155
80.1	Olindo Mare (1997-06), 245 of 303
79.3	Pete Stoyanovich (1989-95), 176 of 222
77.5	Caleb Sturgis (2013-14), 55 of 71
73.6	Fuad Reveiz (1985-88), 53 of 72

SEASON (min: 15 att.)

91.3	Jay Feely (2007), 21 of 23
91.3	Cody Parkey (2017), 21 of 23
90.5	Olindo Mare (2001), 19 of 21
90.3	Olindo Mare (2000), 28 of 31
89.3	Dan Carpenter (2009), 25 of 28

LONGEST FIELD GOALS

60	Dan Carpenter (12/5/10 vs. Cleveland)
59	Pete Stoyanovich (11/12/89 at N.Y. Jets)
*58	Pete Stoyanovich (1/5/91 vs. Kansas City)
58	Dan Carpenter (1/1/12 vs. N.Y. Jets)
55	Andrew Franks (12/24/16 at Buffalo)

LONGEST FIELD GOALS BY A ROOKIE

59	Pete Stoyanovich (11/12/89 at N.Y. Jets)
54	Caleb Sturgis (9/15/13 at Indianapolis)
53	Uwe von Schamann (10/21/79 at New England)
53	Andrew Franks (10/25/15 vs. Houston)
52	Caleb Sturgis (10/27/13 at New England)

MOST POINTS AFTER TOUCHDOWN

CAREER

335	Garó Yepremian (1970-78), 351 att.
313	Olindo Mare (1997-06), 318 att.
246	Pete Stoyanovich (1989-95), 250 att.

SEASON

66	Uwe von Schamann (1984), 70 att.
52	Fuad Reveiz (1986), 55 att.
50	Fuad Reveiz (1985), 52 att.

GAME

7	Garó Yepremian (11/12/72 vs. New England), 7 att.
7	Garó Yepremian (11/24/77 at St. Louis), 8 att.
7	Pete Stoyanovich (9/3/95 vs. N.Y. Jets), 7 att.
7	Olindo Mare (9/8/02 vs. Detroit), 7 att.

MOST POINTS AFTER TOUCHDOWN BY A ROOKIE

SEASON

50	Fuad Reveiz (1985), 52 att.
40	Dan Carpenter (2008), 40 att.
38	Pete Stoyanovich (1989), 39 att.

MOST CONSECUTIVE POINTS AFTER TOUCHDOWN

110	Garó Yepremian (7th in 1972 to 2nd in 1975)
110	Pete Stoyanovich (16th in 1992 to 16th in 1995)

HIGHEST POINT AFTER TOUCHDOWN PCT.

CAREER (min: 150 att.)

99.4	Dan Carpenter (2008-12), 154 of 155
98.43	Olindo Mare (1997-06), 313 of 318
98.40	Pete Stoyanovich (1989-95), 246 of 250
95.3	Fuad Reveiz (1985-88), 161 of 169
95.2	Garó Yepremian (1970-78), 335 of 352

MOST TWO-POINT CONVERSIONS

CAREER

2	Irving Fryar (1993-95), 2 pass
2	Marty Booker (2004-07), 2 pass
2	Jarvis Landry (2014-16), 2 pass

SEASON

2	Irving Fryar (1994), 2 pass
2	Marty Booker (2006), 2 pass

RUSHING

MOST RUSHING YARDS

CAREER

6,737	Larry Csonka (1968-74, 1979), 1,506 att.
6,436	Ricky Williams (2002-03, 2005, 2007-10), 1,509 att.
4,815	Ronnie Brown (2005-10), 1,128 att.
3,877	Mercury Morris (1969-75), 754 att.
3,644	Jim Kiick (1968-74), 997 att.

SEASON

1,853	Ricky Williams (2002), 4.8 per carry
1,372	Ricky Williams (2003), 3.5 per carry
1,272	Jay Ajayi (2016), 4.9 per carry
1,258	Delvin Williams (1978), 4.6 per carry
1,139	Lamar Smith (2000), 3.7 per carry
1,121	Ricky Williams (2009), 4.7 per carry
1,117	Larry Csonka (1972), 5.2 per carry
1,116	Karim Abdul-Jabbar (1996), 3.6 per carry
1,099	Lamar Miller (2014), 5.1 per carry
1,086	Reggie Bush (2011), 5.0 per carry
1,051	Larry Csonka (1971), 5.4 per carry
1,008	Ronnie Brown (2006), 4.2 per carry
1,003	Larry Csonka (1973), 4.6 per carry
1,000	Mercury Morris (1972), 5.3 per carry

GAME

228	Ricky Williams (12/1/02 at Buffalo), 27 att.
216	Ricky Williams (12/9/02 vs. Chicago), 31 att.
214	Jay Ajayi (10/23/16 vs. Buffalo), 28 att.
*209	Lamar Smith (12/30/00 vs. Indianapolis), 40 att.
206	Jay Ajayi (12/24/16 at Buffalo), 32 att.
204	Jay Ajayi (10/16/16 vs. Pittsburgh), 25 att.
203	Reggie Bush (12/18/11 at Buffalo), 25 att.



INDIVIDUAL RECORDS

MOST RUSHING YARDS BY A ROOKIE

SEASON

1,116	Karim Abdul-Jabbar (1996), 3.6 per carry
907	Ronnie Brown (2005), 4.4 per carry
711	Andra Franklin (1981), 3.5 per carry
659	Sammie Smith (1989), 3.3 per carry
621	Jim Kiick (1968), 3.8 per carry

GAME

169	Troy Stradford (11/22/87 at Dallas), 17 att.
152	Karim Abdul-Jabbar (12/22/96 at N.Y. Jets), 30 att.
140	Leroy Harris (12/5/77 vs. Baltimore), 17 att.
132	Ronnie Brown (9/25/05 vs. Carolina), 23 att.
124	Karim Abdul-Jabbar (9/15/96 vs. N.Y. Jets), 23 att.

MOST RUSHING ATTEMPTS

CAREER

1,509	Ricky Williams (2002-03, 2005, 2007-10)
1,506	Larry Csonka (1968-74, 1979)
1,128	Ronnie Brown (2005-10)
997	Jim Kiick (1968-74)
888	Karim Abdul-Jabbar (1996-99)

SEASON

392	Ricky Williams (2003)
383	Ricky Williams (2002)
313	Lamar Smith (2001)
309	Lamar Smith (2000)
307	Karim Abdul-Jabbar (1996)

GAME

42	Ricky Williams (9/21/03 vs. Buffalo), 153 yards
*40	Lamar Smith (12/30/00 vs. Indianapolis), 209 yards
36	Ricky Williams (10/6/02 vs. New England), 105 yards
36	Ricky Williams (11/16/03 vs. Baltimore), 105 yards
34	Ricky Williams (9/14/03 at N.Y. Jets), 125 yards
**33	Larry Csonka (1/13/74 vs. Minnesota), 145 yards
33	Karim Abdul-Jabbar (9/20/98 vs. Pittsburgh), 108 yards

MOST RUSHING ATTEMPTS BY A ROOKIE

SEASON

307	Karim Abdul-Jabbar (1996)
207	Ronnie Brown (2005)
201	Andra Franklin (1981)
200	Sammie Smith (1989)
165	Jim Kiick (1968)
165	Daniel Thomas (2011)

GAME

31	J.J. Johnson (11/21/99 vs. New England), 106 yards
30	Troy Stradford (12/7/87 vs. N.Y. Jets), 120 yards
30	Karim Abdul-Jabbar (12/22/96 at N.Y. Jets), 152 yards
29	Karim Abdul-Jabbar (11/3/96 at New England), 104 yards
27	Karim Abdul-Jabbar (12/16/96 vs. Buffalo), 76 yards

MOST RUSHING TOUCHDOWNS

CAREER

53	Larry Csonka (1968-74, 1979)
48	Ricky Williams (2002-03, 2005, 2007-10)
36	Ronnie Brown (2005-10)
33	Karim Abdul-Jabbar (1996-99)
29	Mercury Morris (1969-75)

SEASON

16	Ricky Williams (2002)
15	Karim Abdul-Jabbar (1997)
14	Lamar Smith (2000)
12	Mercury Morris (1972)
12	Don Nottingham (1975)
12	Larry Csonka (1979)

GAME

4	Ronnie Brown (9/21/08 at New England), 215,5,62
3	Jim Kiick (12/20/70 vs. Buffalo), 4,2,2
3	Mercury Morris (11/12/72 vs. New England), 4,4,6
3	Mercury Morris (9/30/73 vs. New England), 24,70,35
*3	Larry Csonka (12/30/73 vs. Oakland), 11,2,2
3	Don Nottingham (11/3/74 vs. Atlanta), 1,2,1
3	Don Nottingham (10/5/75 at Green Bay), 11,1,11
3	Don Nottingham (10/26/75 at Buffalo), 1,1,1
3	Larry Csonka (9/23/79 vs. Chicago), 12,9,1
3	Larry Csonka (11/29/79 vs. New England), 1,1,1
3	Ronald Scott (10/11/87 vs. Kansas City), 2,4,3
3	Troy Stradford (12/7/87 vs. N.Y. Jets), 1,1,1
3	Sammie Smith (12/10/89 vs. New England), 1,7,2
3	Bernie Parmalee (12/25/94 vs. Detroit), 1,1,6
3	Karim Abdul-Jabbar (10/19/97 at Baltimore), 5,5,6
3	Karim Abdul-Jabbar (11/23/97 at New England), 1,1,1
3	Ricky Williams (10/25/09 vs. New Orleans), 4,68,4

MOST RUSHING TOUCHDOWNS BY A ROOKIE

SEASON

11	Ron Davenport (1985)
11	Karim Abdul-Jabbar (1996)
7	Andra Franklin (1981)
6	Larry Csonka (1968)
6	Troy Stradford (1987)
6	Sammie Smith (1989)

GAME

3	Ronald Scott (10/11/87 vs. Kansas City)
3	Troy Stradford (12/7/87 vs. N.Y. Jets)
3	Sammie Smith (12/10/89 vs. New England)

MOST CONSECUTIVE GAMES WITH A RUSHING TD

5	Mercury Morris (6th through 10th in 1972)
5	Don Nottingham (2nd through 6th in 1975)
5	Pete Johnson (8th through 12th in 1984)
5	Karim Abdul-Jabbar (10th through 14th in 1997)

HIGHEST RUSHING AVERAGE

CAREER (min: 300 att.)

5.1	Mercury Morris (1969-75), 754 att.
4.8	Tony Nathan (1979-87), 732 att.
4.7	Reggie Bush (2011-12), 443 att.
4.6	Lamar Miller (2012-15), 638 att.
4.5	Larry Csonka (1968-74, 1979), 1,506 att.

SEASON (min: 100 att.)

6.4	Mercury Morris (1973), 149/954 yards
5.4	Larry Csonka (1971), 195/1,051 yards
5.3	Mercury Morris (1972), 190/1,000 yards
5.3	Tony Nathan (1981), 147/782 yards
5.2	Larry Csonka (1972), 213/1,117 yards



INDIVIDUAL RECORDS

GAME (min: 10 att.)

13.1	Mercury Morris (9/30/73 vs. New England) 15/197
12.6	Abner Haynes (9/17/67 vs. Denver), 12/151
12.6	Delvin Williams (11/9/80 at Los Angeles), 12/151

MOST 100-YARD RUSHING GAMES

CAREER

24	Ricky Williams (2002-03, 2005, 2007-10)
15	Larry Csonka (1968-74, 1979)
15	Ronnie Brown (2005-10)
10	Mercury Morris (1969-75)
9	Karim Abdul-Jabbar (1996-99)

SEASON

10	Ricky Williams (2002)
7	Ricky Williams (2003)
5	Delvin Williams (1978)
5	Reggie Bush (2011)
4	Larry Csonka (1972)
4	Karim Abdul-Jabbar (1996)
4	Lamar Smith (2000)
4	Ronnie Brown (2006)
4	Ronnie Brown (2007)
4	Ricky Williams (2009)
4	Jay Ajayi (2016)

MOST 100-YARD RUSHING GAMES BY A ROOKIE

4	Karim Abdul-Jabbar (1996)
3	Benny Malone (1974)
3	Troy Stradford (1987)
2	Jim Kiick (1968)
2	Leroy Harris (1977)
2	Ronnie Brown (2005)

MOST CONSECUTIVE 100-YARD RUSHING GAMES

5	Ricky Williams (10th through 14th in 2002)
4	Ronnie Brown (3rd through 6th in 2007)
4	Reggie Bush (12th through 15th in 2011)
3	Ricky Williams (1st through 3rd in 2002)
3	Ricky Williams (10th through 12th in 2003)
3	Ricky Williams (9th through 11th in 2009)
3	Jay Ajayi (6th through 8th in 2016)
2	Larry Csonka (11th through 12th in 1970)
2	Benny Malone (7th through 8th in 1974)
2	Don Nottingham (2nd through 3rd in 1975)
2	Mercury Morris (5th through 6th in 1975)
2	Benny Malone (7th through 8th in 1976)
2	Benny Malone (4th through 5th in 1977)
2	Andra Franklin (5th through 6th in 1982)
2	Mark Higgs (1st through 2nd in 1991)
2	Bernie Parmalee (7th through 8th in 1994)
2	Ricky Williams (2nd through 3rd in 2003)
2	Ricky Williams (14th through 15th in 2003)
2	Ricky Williams (15th through 16th in 2005)
2	Ronnie Brown (15th through 16th in 2006)
2	Ronnie Brown (3rd through 4th in 2008)
2	Lamar Miller (5th through 6th in 2015)
2	Kenyan Drake (12th through 13th in 2017)

LONGEST RUNS FROM SCRIMMAGE

97t	Lamar Miller (12/28/14 vs. N.Y. Jets)
85t	Lamar Miller (10/25/15 vs. Houston)
77t	Leroy Harris (12/5/77 vs. Baltimore)
77t	Keith Byars (11/25/93 at Dallas)

76t	Reggie Bush (12/18/11 at Buffalo)
71t	Jerris McPhail (10/27/97 vs. Chicago)
70t	Mercury Morris (9/30/73 vs. New England)
70	Mercury Morris (10/15/73 at Cleveland)
69	Damien Williams (11/19/17 vs. Tampa Bay)
68t	Lamar Smith (10/23/00 at N.Y. Jets)
68t	James McKnight (10/5/03 at N.Y. Giants)
68t	Ricky Williams (10/25/09 vs. New Orleans)
66t	Benny Malone (10/9/77 at Baltimore)
66t	Kenyan Drake (11/13/17 at Carolina)
65t	Abner Haynes (9/17/67 vs. Denver)
65t	Gary Davis (9/17/78 vs. Buffalo)
65t	Ronnie Brown (10/21/05 vs. Kansas City)
65	Delvin Williams (11/9/80 at Los Angeles)
65t	Reggie Bush (9/16/12 vs. Oakland)
64	Ron Davenport (12/18/88 at Pittsburgh)
63	Norm Bulcich (9/10/78 at Baltimore)
63t	Ricky Williams (12/9/02 vs. Chicago)
62t	Ronnie Brown (9/21/08 at New England)
62t	Jay Ajayi (10/16/16 vs. Pittsburgh)
61	Chris Chambers (9/11/05 vs. Denver)
60t	Gary Davis (12/17/77 vs. Buffalo)
60	Ronnie Brown (9/30/07 vs. Oakland)

PASSING

MOST PASSING YARDS

CAREER

61,361	Dan Marino (1983-99)
25,092	Bob Griese (1967-80)
18,455	Ryan Tannehill (2012-17)
11,040	Jay Fiedler (2000-04)
7,114	Chad Henne (2008-11)

SEASON

5,084	Dan Marino (1984)
4,746	Dan Marino (1986)
4,453	Dan Marino (1994)
4,434	Dan Marino (1988)
4,208	Ryan Tannehill (2015)

GAME

521	Dan Marino (10/23/88 vs. N.Y. Jets), 35 of 60
473	Dan Marino (9/4/94 vs. New England), 23 of 42
470	Dan Marino (12/2/84 vs. LA. Raiders), 35 of 57
450	Dan Marino (10/1/95 at Cincinnati), 33 of 48
448	Dan Marino (9/21/86 at N.Y. Jets), 30 of 50

MOST PASSING YARDS BY A ROOKIE

SEASON

3,294	Ryan Tannehill (2012)
2,210	Dan Marino (1983)
2,005	Bob Griese (1967)

GAME

431	Ryan Tannehill (9/30/12 at Arizona), 26 of 41
322	Dan Marino (10/9/83 vs. Buffalo), 19 of 29
307	John Stofa (12/18/66 vs. Houston), 22 of 38

MOST PASS ATTEMPTS

CAREER

8,358	Dan Marino (1983-99)
3,429	Bob Griese (1967-80)
2,637	Ryan Tannehill (2012-17)



INDIVIDUAL RECORDS

1,603	Jay Fiedler (2000-04)
1,065	Chad Henne (2008-11)

SEASON

623	Dan Marino (1986), 378 completions
615	Dan Marino (1994), 385 completions
606	Dan Marino (1988), 354 completions
590	Ryan Tannehill (2014), 392 completions
588	Ryan Tannehill (2013), 355 completions

GAME

*64	Dan Marino (12/30/95 at Buffalo), 33 completions
62	Joey Harrington (10/22/06 vs. Green Bay), 33 completions
60	Dan Marino (10/23/88 vs. N.Y. Jets), 35 completions
60	Dan Marino (11/23/97 at New England), 38 completions
58	Ryan Tannehill (11/29/15 at N.Y. Jets), 33 completions

MOST PASS ATTEMPTS BY A ROOKIE

SEASON

484	Ryan Tannehill (2012), 282 completions
331	Bob Griese (1967), 166 completions
327	David Woodley (1980), 176 completions

GAME

42	David Woodley (10/27/80 at N.Y. Jets), 22 completions
41	Bob Griese (12/23/67 vs. Houston), 16 completions
41	David Woodley (12/20/80 vs. N.Y. Jets), 20 completions
41	Ryan Tannehill (9/30/12 at Arizona), 26 completions

MOST PASS COMPLETIONS

CAREER

4,967	Dan Marino (1983-99)
1,926	Bob Griese (1967-80)
1,653	Ryan Tannehill (2012-17)
936	Jay Fiedler (2000-04)
646	Chad Henne (2008-11)

SEASON

392	Ryan Tannehill (2014), 590 att.
385	Dan Marino (1994), 615 att.
378	Dan Marino (1986), 623 att.
363	Ryan Tannehill (2015), 586 att.
362	Dan Marino (1984), 564 att.

GAME

39	Dan Marino (11/16/86 at Buffalo), 54 att.
38	Dan Marino (11/23/97 at New England), 60 att.
35	Dan Marino (12/2/84 vs. L.A. Raiders), 57 att.
35	Dan Marino (10/23/88 vs. N.Y. Jets), 60 att.
35	Dan Marino (12/3/95 vs. Atlanta), 50 att.
35	Chad Henne (12/27/09 vs. Houston), 55 att.
35	Ryan Tannehill (12/21/14 vs. Minnesota), 47 att.

MOST PASS COMPLETIONS BY A ROOKIE

SEASON

282	Ryan Tannehill (2012), 484 att.
176	David Woodley (1980), 327 att.
173	Dan Marino (1983), 296 att.

GAME

26	Ryan Tannehill (9/30/12 at Arizona), 41 att.
25	Dan Marino (10/30/83 vs. L.A. Rams), 38 att.
23	John Beck (12/2/07 vs. N.Y. Jets), 39 att.
23	Ryan Tannehill (11/11/12 vs. Tennessee), 39 att.

MOST CONSECUTIVE PASS COMPLETIONS

25	Ryan Tannehill (10/18/15 at Tennessee through 10/25/15 vs. Houston)
19	Jay Cutler (10/22/17 vs. N.Y. Jets through 11/5/17 vs. Oakland)
17	Chad Pennington (12/7/08 at Buffalo through 12/14/08 vs. San Francisco)
17	Chad Henne (12/13/09 at Jacksonville)
15	Dan Marino (11/8/92 at Indianapolis through 11/16/92 vs. Buffalo)
15	Ryan Tannehill (10/12/14 vs. Green Bay through 10/19/14 at Chicago)

MOST TOUCHDOWN PASSES

CAREER

420	Dan Marino (1983-99)
192	Bob Griese (1967-80)
106	Ryan Tannehill (2012-17)
66	Jay Fiedler (2000-04)
39	Don Strock (1974-87)

SEASON

48	Dan Marino (1984) of 362 completions
44	Dan Marino (1986) of 378 completions
30	Dan Marino (1985) of 336 completions
30	Dan Marino (1994) of 385 completions
28	Dan Marino (1988) of 354 completions

GAME

6	Bob Griese (11/24/77 at St. Louis)
6	Dan Marino (9/21/86 at N.Y. Jets)
5	Dan Marino (9/2/84 at Washington)
5	Dan Marino (12/8/85 at Green Bay)
5	Dan Marino (12/14/86 at L.A. Rams)
5	Dan Marino (11/27/88 at N.Y. Jets)
5	Dan Marino (9/4/94 vs. New England)
4	22 times (last – Matt Moore, 12/17/16 at N.Y. Jets)

MOST TOUCHDOWN PASSES BY A ROOKIE

SEASON

20	Dan Marino (1983) of 173 completions
15	Bob Griese (1967) of 166 completions
14	David Woodley (1980) of 176 completions

GAME

4	John Stofa (12/18/66 vs. Houston)
3	Bob Griese (12/17/67 vs. New England)
3	David Woodley (11/9/80 at L.A. Rams)
3	David Woodley (12/14/80 at Baltimore)
3	Dan Marino (10/9/83 vs. Buffalo)
3	Dan Marino (10/16/83 at N.Y. Jets)
3	Dan Marino (11/28/83 vs. Cincinnati)

MOST CONSECUTIVE GAMES WITH A TD PASS

30	Dan Marino (10th in 1985 through 2nd in 1987 and 6th through 10th in 1987)
----	--



INDIVIDUAL RECORDS

MOST PASSES HAD INTERCEPTED

CAREER

252	Dan Marino (1983-99)
172	Bob Griese (1967-80)
66	Ryan Tannehill (2012-17)
63	Jay Fiedler (2000-04)
42	David Woodley (1980-83)

SEASON

23	Dan Marino (1986), 623 att.
23	Dan Marino (1988), 606 att.
22	Dan Marino (1989), 550 att.
21	Dan Marino (1985), 567 att.
19	Jay Fiedler (2001), 450 att.
19	Chad Henne (2010), 490 att.

GAME

5	Bob Griese (12/23/67 vs. Houston), 41 att.
5	Rick Norton (11/23/69 vs. Houston), 26 att.
5	David Woodley (10/25/81 at Dallas), 37 att.
5	Kyle Mackey (10/18/87 at N.Y. Jets), 55 att.
5	Dan Marino (10/23/88 vs. N.Y. Jets), 60 att.
5	Dan Marino (11/25/99 at Dallas), 36 att.
5	A.J. Feeley (12/5/04 vs. Buffalo), 51 att.

MOST PASSES HAD INTERCEPTED AS A ROOKIE

SEASON

18	Bob Griese (1967), 331 att.
17	David Woodley (1980), 327 att.
13	Ryan Tannehill (2012), 484 att.

GAME

5	Bob Griese (12/23/67 vs. Houston), 41 att.
3	Rick Norton (9/18/66 at Buffalo), 10 att.
3	Bob Griese (11/26/67 vs. Buffalo), 33 att.
3	David Woodley (9/28/80 vs. New Orleans), 15 att.
3	John Beck (12/2/07 vs. N.Y. Jets), 39 att.
3	Ryan Tannehill (9/9/12 at Houston), 36 att.
3	Ryan Tannehill (11/11/12 vs. Tennessee), 39 att.

MOST CONSECUTIVE GAMES WITH NO PASSES INTERCEPTED

5	Jay Fiedler (8th through 11th, 13th in 2000 - missed 12th in 2000)
4	Bob Griese (5th through 8th in 1971)
4	Dan Marino (4th through 7th in 1997)
4	Ray Lucas (9th through 12th in 2002)
4	Ryan Tannehill (5th through 8th in 2012)
4	Ryan Tannehill (12th through 15th in 2012)
4	Ryan Tannehill (6th through 9th in 2016)

MOST CONSECUTIVE PASSES WITH NONE INTERCEPTED

160	Ryan Tannehill (15th in 2014 through 3rd in 2015)
156	Dan Marino (3rd through 8th in 1997)
140	Bob Griese (11th through 16th in 2012)
133	Cleo Lemon (13th through 16th in 2007)

LOWEST INTERCEPTION RATE

CAREER (min: 250 att.)

1.63	Chad Pennington (2008-10), 9 of 552 att.
1.86	Cleo Lemon (2005-07), 7 of 377 att.
2.50	Ryan Tannehill (2012-17), 66 of 2,637 att.
2.63	Gus Frerotte (2005), 13 of 494 att.
2.78	Damon Huard (1997-00), 8 of 288 att.

SEASON (min: 150 att.)

1.47	Chad Pennington (2008), 7 of 476 att.
1.85	Damon Huard (1999), 4 of 216 att.
1.94	Cleo Lemon (2007), 6 of 309 att.
2.00	Dan Marino (1993), 3 of 150 attempts
2.01	Dan Marino (1997), 11 of 548 att.

HIGHEST COMPLETION PERCENTAGE

CAREER (min: 150 comp.)

67.6	Chad Pennington (2008-10), 373 of 552 att.
62.7	Ryan Tannehill (2012-17), 1,653 of 2,637 att.
62.0	Jay Cutler (2017), 266 of 429 att.
60.74	Matt Moore (2011-17), 359 of 591 att.
60.66	Chad Henne (2008-11), 646 of 1,065 att.

SEASON (min: 75 comp.)

67.4	Chad Pennington (2008), 321 of 476 att.
67.1	Ryan Tannehill (2016), 261 of 389 att.
66.4	Ryan Tannehill (2014), 392 of 590 att.
64.2	Dan Marino (1984), 362 of 564 att.
64.1	Dan Marino (1995), 309 of 482 att.

GAME (min: 12 comp.)

94.7	Ryan Tannehill (10/25/15 vs. Houston), 18 of 19 att.
92.3	Bob Griese (12/18/78 vs. New England), 12 of 13 att.
85.0	Chad Pennington (9/21/08 at New England), 17 of 20 att.
*84.2	David Woodley (1/8/83 vs. New England), 16 of 19 att.
82.4	Earl Morrall (12/1/75 vs. New England), 14 of 17 att.

HIGHEST COMPLETION PERCENTAGE BY A ROOKIE

SEASON (min: 75 comp.)

58.5	Dan Marino (1983), 173 of 296 att.
58.3	Ryan Tannehill (2012), 282 of 484 att.
53.8	David Woodley (1980), 176 of 327 att.

GAME (min: 12 comp.)

81.0	Bob Griese (10/22/67 vs. N.Y. Jets), 17 of 21 att.
78.6	Ryan Tannehill (12/6/12 vs. Jacksonville), 22 of 28 att.
72.4	Ryan Tannehill (10/14/12 vs. St. Louis), 21 of 29 att.

HIGHEST PASSER RATING

CAREER (min: 250 att.)

94.5	Chad Pennington (2008-10)
86.5	Ryan Tannehill (2012-17)
86.4	Dan Marino (1983-99)
86.0	Matt Moore (2011-17)
80.8	Jay Cutler (2017)

SEASON (min: 150 att.)

108.9	Dan Marino (1984)
97.4	Chad Pennington (2008)
96.0	Dan Marino (1983)
95.9	Dan Marino (1993)
93.5	Ryan Tannehill (2016)

HIGHEST PASSER RATING BY A ROOKIE

SEASON (min: 150 att.)

96.0	Dan Marino (1983)
76.1	Ryan Tannehill (2012)
63.1	David Woodley (1980)



INDIVIDUAL RECORDS

HIGHEST PASS YARDS PER ATTEMPT

CAREER (min: 250 att.)

8.22	Earl Morrall (1972-76), 284/2,335 yards
7.41	Matt Moore (2011-16), 464/3,437 yards
7.40	Chad Pennington (2008-10), 552/4,085 yards
7.34	Dan Marino (1983-99), 8,358/61,361 yards
7.32	Bob Griese (1967-80), 3,429/25,092 yards

SEASON (min: 150 att.)

9.07	Earl Morrall (1972), 150/1,360
9.01	Dan Marino (1984), 564/5,084
8.86	Bob Griese (1975), 191/1,693
8.24	Bob Griese (1970), 245/2,019
8.12	Dan Marino (1993), 150/1,218

GAME (min: 20 att.)

*13.16	Dan Marino (1/6/85 vs. Pittsburgh), 32/421
12.52	Earl Morrall (12/15/74 vs. New England), 23/288
11.95	Jay Fiedler (11/27/03 at Dallas), 20/239
11.92	Dan Marino (9/30/84 at St. Louis), 36/429
11.43	Dan Marino (11/20/83 vs. Baltimore), 21/240

MOST 300-YARD PASSING GAMES

CAREER

63	Dan Marino (1983-99)
16	Ryan Tannehill (2012-17)
7	Chad Henne (2008-11)
3	Bob Griese (1967-80)
3	Jay Fiedler (2000-04)
2	David Woodley (1980-83)
2	Steve DeBerg (1993)
2	Chad Pennington (2008-10)
1	John Stofa (1966-67, 1969-70)
1	Don Strock (1974-87)
1	Scott Mitchell (1990-93)
1	Bernie Kosar (1994-96)
1	A.J. Feeley (2004)
1	Gus Ferrotte (2005)
1	Joey Harrington (2006)
1	Trent Green (2007)
1	Cleo Lemon (2007)
1	Jay Cutler (2017)

SEASON

9	Dan Marino (1984)
6	Dan Marino (1985)
6	Dan Marino (1986)
6	Dan Marino (1988)
6	Ryan Tannehill (2015)

MOST CONSECUTIVE 300-YARD PASSING GAMES

3	Dan Marino (14th through 16th in 1984)
3	Dan Marino (13th through 15th in 1988)
3	Dan Marino (11th through 13th in 1994)
3	Dan Marino (14th through 16th in 1998)

LONGEST PASS PLAYS

86t	Bob Griese to Paul Warfield (11/14/71 vs. Pittsburgh)
85t	Dan Marino to Mark Duper (11/20/83 vs. Baltimore)
85t	Dan Marino to Mark Duper (11/2/86 vs. Houston)
80t	George Wilson, Jr. to Bo Roberson (10/23/66 at Houston)
80t	Dan Marino to Mark Duper (9/23/84 vs. Indianapolis)
80t	Dan Marino to Ferrell Edmunds (11/27/88 at N.Y. Jets)

80t	Dan Marino to Tony Martin (10/4/93 vs. Washington)
80t	Brian Griese to James McKnight (11/23/03 vs. Washington)
80t	Chad Pennington to Patrick Cobbs (10/12/08 at Houston)
80t	Ryan Tannehill to Brian Hartline (9/30/12 at Arizona)
79t	Bob Griese to Nat Moore (11/2/75 at Chicago)
78t	Dan Marino to Mark Clayton (11/12/89 at N.Y. Jets)
77t	Scott Mitchell to Mark Ingram (10/31/93 vs. Kansas City)
77t	Ray Lucas to James McKnight (11/24/02 vs. San Diego)
77t	Sage Rosenfels to Chris Chambers (10/21/05 vs. Kansas City)
77t	Sage Rosenfels to Chris Chambers (1/2/05 at Baltimore)
**76t	David Woodley to Jimmy Cefalo (1/30/83 vs. Washington)
*75t	Bob Griese to Paul Warfield (1/2/72 vs. Baltimore)

RECEIVING

MOST RECEPTIONS

CAREER

550	Mark Clayton (1983-92)
511	Mark Duper (1982-92)
510	Nat Moore (1974-86)
415	O.J. McDuffie (1993-00)
405	Chris Chambers (2001-07)

SEASON

112	Jarvis Landry (2017), 987 yards
110	Jarvis Landry (2015), 1,157 yards
94	Jarvis Landry (2016), 1,136 yards
90	O.J. McDuffie (1998), 1,050 yards
86	Mark Clayton (1988), 1,129 yards
86	Brandon Marshall (2010), 1,014 yards

GAME

15	Chris Chambers (12/4/05 vs. Buffalo), 238 yards
13	Jarvis Landry (11/29/15 at N.Y. Jets), 165 yards
13	Jarvis Landry (9/17/17 at L.A. Chargers), 78 yards
12	Jim Jensen (11/6/88 at New England), 110 yards
12	Brian Hartline (9/30/12 at Arizona), 253 yards
*11	O.J. McDuffie (12/30/95 at Buffalo), 154 yards
11	O.J. McDuffie (12/13/98 vs. N.Y. Jets), 105 yards
11	Greg Camarillo (11/2/08 at Denver), 111 yards
11	Ted Ginn, Jr. (9/21/09 vs. Indianapolis), 108 yards
11	Brandon Marshall (12/19/10 vs. Buffalo), 106 yards
11	Rishard Matthews (11/11/13 at Tampa Bay), 120 yards
11	Jarvis Landry (12/14/15 vs. N.Y. Giants), 99 yards
11	Jarvis Landry (12/4/16 at Baltimore), 87 yards
*11	Jarvis Landry (1/8/17 at Pittsburgh), 102 yards
10	Duriel Harris (10/28/79 vs. Green Bay), 180 yards
**10	Tony Nathan (1/20/85 vs. San Francisco), 83 yards
*10	Tony Nathan (12/8/85 at Green Bay), 86 yards
*10	Tony Nathan (1/4/86 vs. Cleveland), 101 yards
10	Tony Nathan (9/28/86 vs. San Francisco), 101 yards
10	Ron Davenport (12/7/87 vs. N.Y. Jets), 72 yards
10	Mark Clayton (10/23/88 vs. N.Y. Jets), 153 yards
10	Keith Byars (9/25/94 at Minnesota), 79 yards
10	Tony Martin (10/10/99 at Indianapolis), 166 yards
10	Rob Konrad (1/2/00 at Washington), 68 yards
10	Davone Bess (12/6/09 vs. New England), 117 yards
10	Brandon Marshall (9/26/10 vs. N.Y. Jets), 166 yards
10	Brandon Marshall (10/17/10 at Green Bay), 127 yards
10	Brandon Marshall (12/26/10 vs. Detroit), 102 yards
10	Jarvis Landry (11/18/15 at Buffalo), 67 yards
10	Jarvis Landry (9/18/16 at New England), 135 yards
10	Jarvis Landry (12/17/17 at Buffalo), 99 yards



INDIVIDUAL RECORDS

MOST RECEPTIONS BY A ROOKIE

SEASON

84	Jarvis Landry (2014), 758 yards
75	Terry Kirby (1993), 874 yards
67	Jack Clancy (1967), 868 yards
54	Davone Bess (2008), 554 yards

GAME

10	Rob Konrad (1/2/00 at Washington), 68 yards
9	Terry Kirby (12/19/93 vs. Buffalo), 148 yards
9	Davone Bess (12/7/08 vs. Buffalo at Toronto), 74 yards

MOST CONSECUTIVE GAMES WITH A RECEPTION

92	Mark Clayton (6th in 1986 through 16th in 1992 - missed 13th in 1986, 1st in 1989, 1st in 1990, 10th through 14th in 1990 and 1st through 3rd in 1992)
74	O.J. McDuffie (3rd in 1995 through 15th in 1999, missed 11th through 13th and 16th in 1999)
63	Jarvis Landry (2nd in 2014 through 16th in 2017)
61	Davone Bess (1st in 2008 through 13th in 2011)
60	Chris Chambers (1st in 2003 through 13th in 2006 - missed 4th in 2004)

MOST RECEIVING YARDS

CAREER

8,869	Mark Duper (1982-92), 17.4 per catch
8,643	Mark Clayton (1983-92), 15.7 per catch
7,546	Nat Moore (1974-86), 14.8 per catch
5,688	Chris Chambers (2001-07), 14.0 per catch
5,074	O.J. McDuffie (1993-00), 12.2 per catch

SEASON

1,389	Mark Clayton (1984), 73 receptions
1,313	Mark Duper (1986), 67 receptions
1,306	Mark Duper (1984), 71 receptions
1,270	Irving Fryar (1994), 73 receptions
1,214	Brandon Marshall (2011), 81 receptions
1,157	Jarvis Landry (2015), 110 receptions
1,150	Mark Clayton (1986), 60 receptions
1,136	Jarvis Landry (2016), 94 receptions
1,129	Mark Clayton (1988), 86 receptions
1,118	Chris Chambers (2005), 82 receptions
1,085	Mark Duper (1991), 70 receptions
1,083	Brian Hartline (2012), 74 receptions
1,053	Mark Clayton (1991), 70 receptions
1,050	O.J. McDuffie (1998), 90 receptions
1,037	Tony Martin (1999), 67 receptions
1,016	Brian Hartline (2013), 76 receptions
1,014	Brandon Marshall (2010), 86 receptions
1,011	Mark Clayton (1989), 64 receptions
1,010	Irving Fryar (1993), 64 receptions
1,003	Mark Duper (1983), 51 receptions

GAME

253	Brian Hartline (9/30/12 at Arizona), 12 receptions
238	Chris Chambers (12/4/05 vs. Buffalo), 15 receptions
217	Mark Duper (11/10/85 vs. N.Y. Jets), 8 receptions
211	Irving Fryar (9/4/94 vs. New England), 5 receptions
210	Nat Moore (10/4/81 vs. N.Y. Jets), 7 receptions

MOST RECEIVING YARDS BY A ROOKIE

SEASON

883	Chris Chambers (2001), 48 receptions
874	Terry Kirby (1993), 75 receptions
868	Jack Clancy (1967), 67 receptions

GAME

148	Terry Kirby (12/19/93 vs. Buffalo), 9 receptions
126	Jack Clancy (12/3/67 at Houston), 7 receptions
124	Chris Chambers (12/22/01 at New England), 7 receptions

MOST RECEIVING TOUCHDOWNS

CAREER

81	Mark Clayton (1983-92), 550 receptions
74	Nat Moore (1974-86), 510 receptions
59	Mark Duper (1982-92), 511 receptions
43	Chris Chambers (2001-07), 405 receptions
33	Paul Warfield (1970-74), 156 receptions

SEASON

18	Mark Clayton (1984), 73 receptions
14	Mark Clayton (1988), 86 receptions
12	Nat Moore (1977), 52 receptions
12	Mark Clayton (1991), 70 receptions
11	Karl Noonan (1968), 58 receptions
11	Paul Warfield (1971), 43 receptions
11	Paul Warfield (1973), 29 receptions
11	Mark Duper (1986), 67 receptions
11	Chris Chambers (2003), 64 receptions
11	Chris Chambers (2005), 82 receptions

GAME

4	Paul Warfield (12/15/73 vs. Detroit), 21,7,16,4
4	Mark Ingram (11/27/94 at N.Y. Jets), 10,17,28,8
3	Paul Warfield (11/14/71 vs. Pittsburgh), 12,86,60
3	Nat Moore (11/24/77 at St. Louis), 4,9,28
3	Mark Clayton (12/17/84 vs. Dallas), 41,39,63
3	Mark Duper (12/14/86 at L.A. Rams), 69,5,20
3	Mark Duper (12/20/87 vs. Washington), 26,59,6
3	Irving Fryar (9/4/94 vs. New England), 54,50,35
3	O.J. McDuffie (11/29/98 vs. New Orleans), 22,7,9
3	Lamar Thomas (12/21/98 vs. Denver), 9,56,17
3	Chris Chambers (11/27/03 at Dallas), 39,6,35

MOST RECEIVING TOUCHDOWNS BY A ROOKIE

SEASON

7	Chris Chambers (2001), 48 receptions
5	Andre Brown (1989), 24 receptions
5	Jarvis Landry (2014), 84 receptions
4	Randy McMichael (2002), 39 receptions
3	Jack Harper (1967), 11 receptions
3	Jimmy Cefalo (1978), 6 receptions
3	Ferrell Edmunds (1988), 33 receptions
3	Terry Kirby (1993), 75 receptions
3	Brian Hartline (2009), 31 receptions
3	Charles Clay (2011), 16 receptions

MOST CONSECUTIVE GAMES WITH A RECEIVING TD

6	Paul Warfield (4th through 9th in 1971)
6	Mark Clayton (13th through 16th in 1988 and 2nd through 3rd in 1989)



INDIVIDUAL RECORDS

HIGHEST RECEIVING AVERAGE

CAREER (min: 100 rec.)

21.5	Paul Warfield (1970-74), 156 receptions
17.4	Mark Duper (1982-92), 511 receptions
16.9	Duriel Harris (1976-83, 1985), 269 receptions
16.0	Irving Fryar (1993-95), 199 receptions
15.9	Kenny Stills (2015-17), 127 receptions

SEASON (min: 24 rec.)

25.1	Paul Warfield (1970), 28/703 yards
23.2	Paul Warfield (1971), 43/996 yards
21.8	Jimmy Cefalo (1981), 29/631 yards
20.9	Paul Warfield (1972), 29/606 yards
20.0	Bo Roberson (1966), 26/519 yards

GAME (min: 3 rec.)

52.7	Paul Warfield (11/14/71 vs. Pittsburgh), 3/158
46.0	Patrick Cobbs (10/12/08 at Houston), 3/138
42.7	Chris Chambers (10/24/04 vs. St. Louis), 3/128
42.2	Irving Fryar (9/4/94 vs. New England), 5/211
41.3	Nat Moore (10/10/76 at Baltimore), 3/124

HIGHEST RECEIVING AVERAGE BY A ROOKIE

SEASON (min: 24 rec.)

19.0	DeVante Parker (2015), 26/494 yards
18.4	Chris Chambers (2001), 48/883 yards
17.4	Ferrell Edmunds (1988), 33/575 yards

GAME (min: 3 rec.)

37.7	Chris Chambers (11/11/01 at Indianapolis), 3/113
31.3	Brian Hartline (10/25/09 vs. New Orleans), 3/94
30.3	Mel Baker (12/15/74 vs. New England), 4/121

MOST 100-YARD RECEIVING GAMES

CAREER

28	Mark Duper (1982-92)
22	Mark Clayton (1983-92)
17	Chris Chambers (2001-07)
12	Nat Moore (1974-86)
10	Paul Warfield (1970-74)
10	Duriel Harris (1976-83, 1985)
10	Irving Fryar (1993-95)

SEASON

8	Mark Duper (1986)
6	Mark Clayton (1984)
6	Irving Fryar (1994)
5	Mark Clayton (1989)
5	Tony Martin (1999)
5	Brandon Marshall (2011)
4	Paul Warfield (1971)
4	Duriel Harris (1979)
4	Mark Duper (1984)
4	Chris Chambers (2004)
4	Brandon Marshall (2010)
4	Mike Wallace (2013)
4	Jarvis Landry (2016)

MOST 100-YARD RECEIVING GAMES BY A ROOKIE

3	Jack Clancy (1967)
3	Chris Chambers (2001)
2	Terry Kirby (1993)
1	Mel Baker (1974)
1	Duriel Harris (1976)

1	Ferrell Edmunds (1988)
1	Andre Brown (1989)
1	DeVante Parker (2015)

MOST CONSECUTIVE 100-YARD RECEIVING GAMES

4	Irving Fryar (10th through 13th in 1994)
3	Mark Clayton (14th through 16th in 1984)
3	Mark Duper (3rd through 5th in 1986)
3	Chris Chambers (11th through 13th in 2005)

TOTAL YARDS FROM SCRIMMAGE

(rushing/receiving)

CAREER

8,859	Mark Duper (1982-92), -10/8,869
8,751	Mark Clayton (1983-92), 108/8,643
7,867	Ricky Williams (2002-03, 2005, 2007-10), 6,436/1,431
7,795	Nat Moore (1974-86), 249/7,546
7,425	Larry Csonka (1968-74, 1979), 6,737/688

SEASON

2,216	Ricky Williams (2002), 1,853/363
1,723	Ricky Williams (2003), 1,372/351
1,450	Delvin Williams (1978), 1,258/192
1,424	Mark Clayton (1984), 351/1,389
1,423	Jay Ajayi (2016), 1,272/151

GAME

253	Brian Hartline (9/30/12 at Arizona), 0/253
252	Troy Stradford (11/22/87 at Dallas), 169/83
238	Chris Chambers (12/4/05 vs. Buffalo), 0/238
236	Lamar Miller (10/25/15 vs. Houston), 175/61
235	Ricky Williams (12/1/02 at Buffalo), 228/7

BY ROOKIE, SEASON

1,264	Terry Kirby (1993), 390/874
1,255	Karim Abdul-Jabbar (1996), 1,116/139
1,139	Ronnie Brown (2005), 907/232

COMBINED YARDAGE

(rushing/receiving/returns)

CAREER

9,276	Mark Clayton (1983-92), 108/8,643/525
8,950	Nat Moore (1974-86), 248/7,547/1,155
8,859	Mark Duper (1982-92), -10/8,869/0
8,752	Tony Nathan (1979-87), 3,543/3,592/1,617
8,353	O.J. McDuffie (1993-01), 49/5,074/3,230

SEASON

2,216	Ricky Williams (2002), 1,853/363/0
2,208	Wes Welker (2005), 5/434/1,769
2,129	Wes Welker (2006), 0/687/1,442
2,086	Ted Ginn, Jr. (2007) 3/420/1,663
1,947	Jarvis Landry (2015) 113/1,157/677

GAME

302	Mercury Morris (11/1/70 at Baltimore), 8-89/3-68/6-145
299	Ted Ginn, Jr. (11/1/09 at N.Y. Jets), 0-0, 0-0, 6-299
297	Wes Welker (10/16/05 at Tampa Bay), 0-0/3-97/10-200
*280	O.J. McDuffie (12/30/95 at Buffalo), 1-9/11-154/6-117
258	Wes Welker (10/21/05 vs. Kansas City), 0-0/2-41/9-217
258	Jarvis Landry (10/4/15 vs. N.Y. Jets at London), 2-29/4-40/8-189



INDIVIDUAL RECORDS

BY ROOKIE, SEASON

2,086	Ted Ginn, Jr. (2007)	3/420/1,663
1,912	Jarvis Landry (2014)	-4/758/1,158
1,777	Wes Welker (2004)	0/0/1,777
1,683	Chris Chambers (2001)	-11/883/811

PUNTING

MOST PUNTS

CAREER

633	Larry Seiple (1967-77)	25,347 yards
594	Brandon Fields (2007-14)	27,780 yards
555	Reggie Roby (1983-92)	24,036 yards
339	Matt Turk (2000-01, 2003-04)	13,910 yards
227	George Roberts (1978-80)	9,314 yards

SEASON

98	Matt Turk (2004)	41.7 average
93	Klaus Wilmsmeyer (1998)	42.5 average
92	Matt Turk (2000)	42.1 average
92	Matt Darr (2015)	47.6 average
90	Matt Darr (2016)	44.3 average

GAME

11	Matt Turk (12/7/03 at New England)	406 yards
10	George Wilson, Jr. (9/9/66 vs. N.Y. Jets)	483 yards
10	George Roberts (10/12/80 at New England)	445 yards
10	Klaus Wilmsmeyer (9/20/98 vs. Pittsburgh)	458 yards
10	Matt Turk (9/19/04 at Cincinnati)	400 yards
10	Donnie Jones (12/25/06 vs. N.Y. Jets)	427 yards
10	Brandon Fields (12/23/07 at New England)	446 yards
10	Brandon Fields (12/12/10 at N.Y. Jets)	564 yards
10	Brandon Fields (12/22/13 at Buffalo)	501 yards
10	Matt Darr (11/20/16 at Los Angeles)	453 yards

HIGHEST GROSS PUNTING AVERAGE

CAREER (min: 120 punts)

46.8	Brandon Fields (2007-14)	594 punts
46.0	Matt Darr (2015-16)	182 punts
44.2	John Kidd (1994-97)	201 punts
43.3	Reggie Roby (1983-92)	555 punts
43.2	Donnie Jones (2005-06)	173 punts

SEASON (min: 40 punts)

50.2	Brandon Fields (2012)	74 punts
48.9	Brandon Fields (2011)	78 punts
48.8	Brandon Fields (2013)	85 punts
47.6	Matt Darr (2015)	92 punts
46.3	Brandon Fields (2014)	58 punts

GAME (min: 4 punts)

58.8	Brandon Fields (9/23/12 vs. N.Y. Jets)	4-235 yards
58.5	Reggie Roby (9/28/86 vs. San Francisco)	4-234 yards
58.2	Matt Darr (10/29/15 at New England)	6-349 yards
56.4	Brandon Fields (12/12/10 at N.Y. Jets)	10-564 yards
55.5	Brandon Fields (12/4/11 vs. Oakland)	4-222 yards

HIGHEST NET PUNTING AVERAGE

CAREER (since 1976, min: 120 punts)

39.8	Matt Darr (2015-16)	182 punts
39.2	Brandon Fields (2007-14)	594 punts
37.5	Donnie Jones (2005-06)	173 punts
36.9	John Kidd (1994-97)	201 punts

SEASON (since 1982, min: 40 punts)

42.4	Brandon Fields (2013)	85 punts
41.2	Brandon Fields (2012)	74 punts
41.1	Brandon Fields (2011)	78 punts
40.7	Matt Haack (2017)	83 punts
39.9	Matt Darr (2016)	90 punts

LONGEST PUNTS

77	Reggie Roby (11/29/87 at Buffalo)	net 77
77	Matt Turk (11/25/01 at Buffalo)	touchback
74	Brandon Fields (12/22/13 at Buffalo)	net 74
73	Larry Seiple (11/14/71 vs. Pittsburgh)	touchback
73	Reggie Roby (9/28/86 vs. San Francisco)	touchback
73	Reggie Roby (10/5/86 at New England)	net 73

MOST INSIDE THE 20

SEASON (since 1982)

33	Brandon Fields (2013)	85 punts
32	Brandon Fields (2011)	78 punts
32	Matt Darr (2016)	90 punts
31	Donnie Jones (2005)	88 punts
31	Brandon Fields (2010)	73 punts

PUNT RETURNS

MOST PUNT RETURNS

CAREER

127	Jake Scott (1970-75)
127	O.J. McDuffie (1993-00)
127	Wes Welker (2004-06)
115	Davone Bess (2008-12)
89	Jarvis Landry (2014-17)

SEASON

43	Wes Welker (2004)	10.8 average
43	Wes Welker (2005)	9.1 average
41	Mark Clayton (1983)	9.6 average
41	Wes Welker (2006)	9.2 average
37	Davone Bess (2011)	11.9 average

GAME

7	Mercury Morris (10/19/69 at Kansas City)	17.6 average
7	Lamont Brightful (9/19/04 at Cincinnati)	11.1 average
7	Marcus Thigpen (11/24/13 vs. Carolina)	10.1 average

MOST PUNT RETURN YARDS

CAREER

1,330	Jake Scott (1970-75)
1,232	Wes Welker (2004-06)
1,196	Davone Bess (2008-12)
1,127	O.J. McDuffie (1993-00)
830	Tom Vigorito (1981-85)

SEASON

464	Wes Welker (2004)	10.8 average
442	Davone Bess (2011)	11.9 average
392	Mark Clayton (1983)	9.6 average
390	Wes Welker (2005)	9.1 average
379	Tom Vigorito (1981)	10.5 average



INDIVIDUAL RECORDS

GAME

123	Mercury Morris (10/19/69 at Kansas City), 7 returns
114	O.J. McDuffie (12/13/93 vs. Pittsburgh), 5 returns
106	James Pruitt (9/14/86 vs. Indianapolis), 2 returns

MOST PUNT RETURN TOUCHDOWNS

CAREER

2	Freddie Solomon (1975-77)
2	Tom Vigorito (1981-85)
2	O.J. McDuffie (1993-00)

SEASON

2	O.J. McDuffie (1993)
---	----------------------

LONGEST PUNT RETURNS

87t	Tom Vigorito (9/10/81 vs. Pittsburgh)
87t	Ted Ginn, Jr. (11/18/07 at Philadelphia)
86t	Tony Nathan (10/14/79 vs. Buffalo)
81t	Jeff Ogden (10/29/00 vs. Green Bay)
79t	Freddie Solomon (12/5/76 vs. Buffalo)
77t	Jake Scott (11/22/70 vs. Baltimore)
74t	Jakeem Grant (10/9/16 vs. Tennessee)
72t	O.J. McDuffie (12/13/93 vs. Pittsburgh)
72t	Marcus Thigpen (9/9/12 at Houston)
71t	James Pruitt (9/14/86 vs. Indianapolis)
71t	O.J. McDuffie (10/24/93 vs. Indianapolis)
71t	Wes Welker (12/20/04 vs. New England)
70t	Scott Schwedes (12/17/89 at Indianapolis)

HIGHEST PUNT RETURN AVERAGE

CAREER (min: 50 returns)

13.7	Jeff Ogden (2000-01), 51 returns
11.4	Freddie Solomon (1975-77), 71 returns
10.51	Tom Vigorito (1981-85), 79 returns
10.47	Jake Scott (1970-75), 127 returns
10.4	Davone Bess (2008-12), 115 returns

SEASON (min: 15 returns)

17.0	Jeff Ogden (2000), 19 returns
12.5	Nate Jacquet (1999), 28 returns
12.3	Freddie Solomon (1975), 26 returns
12.21	Terrell Buckley (1998), 29 returns
12.15	Marcus Thigpen (2012), 26 returns

GAME (min: 3 returns)

33.0	Ted Ginn Jr. (11/18/07 at Philadelphia), 3-99 yards
26.3	Tom Vigorito (9/12/82 at N.Y. Jets), 3-79 yards
26.3	Wes Welker (9/7/06 at Pittsburgh), 3-79 yards
22.8	O.J. McDuffie (12/13/93 vs. Pittsburgh), 5-114 yards
22.3	Jarvis Landry (10/4/15 vs. N.Y. Jets at London), 3-67 yards

MOST FAIR CATCHES

CAREER

91	O.J. McDuffie (1993-01)
85	Davone Bess (2008-12)
64	Wes Welker (2004-06)
55	Jake Scott (1970-75)
53	Jarvis Landry (2014-17)

SEASON

29	Wes Welker (2006)
24	O.J. McDuffie (1996)
24	Davone Bess (2011)
23	Wes Welker (2005)
22	O.J. McDuffie (1993)

GAME

6	Jake Scott (12/20/70 vs. Buffalo)
---	-----------------------------------

KICKOFF RETURNS

MOST KICKOFF RETURNS

CAREER

166	Wes Welker (2004-06)
147	Ted Ginn, Jr. (2007-09)
123	Fulton Walker (1981-85)
111	Mercury Morris (1969-75)
107	Brock Marion (1998-03)

SEASON

63	Ted Ginn, Jr. (2007), 22.7 average
62	Brock Marion (1999), 24.6 average
61	Wes Welker (2005), 22.6 average
57	Wes Welker (2004), 23.0 average
52	Ted Ginn, Jr. (2009), 24.9 average

GAME

8	Joe Cribbs (12/18/88 at Pittsburgh), 21.1 average
*8	Marc Logan (1/12/91 at Buffalo), 17.3 average
8	Ted Ginn, Jr. (12/2/07 vs. N.Y. Jets), 24.8 average
8	Ted Ginn, Jr. (11/23/08 vs. New England), 19.3 average

MOST KICKOFF RETURN YARDS

CAREER

3,756	Wes Welker (2004-06)
3,386	Ted Ginn, Jr. (2007-09)
2,947	Mercury Morris (1969-75)
2,944	Fulton Walker (1981-85)
2,517	Brock Marion (1998-03)

SEASON

1,524	Brock Marion (1999), 24.6 average
1,433	Ted Ginn, Jr. (2007), 22.7 average
1,379	Wes Welker (2005), 22.6 average
1,313	Wes Welker (2004), 23.0 average
1,296	Ted Ginn, Jr. (2009), 24.9 average

GAME

299	Ted Ginn, Jr. (11/1/09 at N.Y. Jets), long 101t
215	Travis Minor (10/13/02 at Denver), long 66
210	Wes Welker (1/2/05 at Baltimore), long 95t
205	Albert Johnson (9/29/02 at Kansas City), long 49
204	Gene Milton (9/21/68 vs. Oakland), long 73

MOST KICKOFF RETURN TOUCHDOWNS

CAREER

3	Mercury Morris (1969-75)
2	Ted Ginn, Jr. (2007-09)

SEASON

2	Ted Ginn, Jr. (2009)
---	----------------------



INDIVIDUAL RECORDS

GAME

2 Ted Ginn, Jr. (11/1/09 at N.Y. Jets), 100, 101 yards

LONGEST KICKOFF RETURNS

105t Mercury Morris (9/14/69 at Cincinnati)
 101t Ted Ginn, Jr. (11/1/09 at N.Y. Jets)
 100t Ted Ginn, Jr. (11/1/09 at N.Y. Jets)
 **98t Fulton Walker (1/30/83 vs. Washington)
 97t Marc Logan (10/1/89 at Houston)
 96t Mercury Morris (12/6/70 vs. Boston)
 96t Marcus Thigpen (11/15/12 at Buffalo)
 96t **Kenyan Drake (11/6/16 vs. N.Y.Jets)**
 95t Joe Auer (9/2/66 vs. Oakland)
 95t Bobby Neff (9/14/68 vs. Houston)
 95t Wes Welker (1/2/05 at Baltimore)

HIGHEST KICKOFF RETURN AVERAGE

CAREER (min: 50 returns)

26.5 Mercury Morris (1969-75), 111 returns
 25.3 Duriel Harris (1976-83, 1985), 56 returns
 24.8 Marcus Thigpen (2012-13), 77 returns
 23.9 Fulton Walker (1981-85), 123 returns

SEASON (min: 14 returns)

32.9 Duriel Harris (1976), 17 returns, 559 yards
 29.6 Gary Davis (1977), 14 returns, 414 yards
 29.0 Mercury Morris (1970), 28 returns, 812 yards

GAME (min: 3 returns)

49.8 Ted Ginn, Jr. (11/1/09 at N.Y. Jets), 6-299
 47.7 Fulton Walker (10/16/83 at N.Y. Jets), 3-143
 **47.5 Fulton Walker (1/30/83 vs. Washington), 4-190
 46.7 Joe Auer (9/2/66 vs. Oakland), 3-140
 46.0 Marc Logan (10/1/89 at Houston), 3-138

INTERCEPTIONS

MOST INTERCEPTIONS

CAREER

35 Jake Scott (1970-75)
 34 Dick Anderson (1968-77)
 31 Sam Madison (1997-05)
 29 Glenn Blackwood (1979-87)
 29 Patrick Surtain (1998-04)

SEASON

10 Dick Westmoreland (1967), 127 yards
 8 Willie West (1966), 62 yards
 8 Dick Anderson (1968), 230 yards
 8 Dick Anderson (1970), 191 yards
 8 Dick Anderson (1973), 163 yards
 8 Jake Scott (1974), 75 yards
 8 Terrell Buckley (1998), 157 yards
 8 Sam Madison (1998), 114 yards

GAME

4 Dick Anderson (12/3/73 vs. Pittsburgh), 121 yards
 3 Willie West (10/23/66 at Houston), 49 yards
 3 Dick Westmoreland (11/26/67 vs. Buffalo), 43 yards
 3 Charlie Babb (9/22/75 vs. Oakland), 18 yards
 3 Curtis Johnson (10/19/75 vs. N.Y. Jets), 25 yards
 3 Larry Gordon (12/10/78 vs. Oakland), 35 yards
 *3 A.J. Duhe (1/23/83 vs. N.Y. Jets), 36 yards
 3 William Judson (10/16/83 at N.Y. Jets), 23 yards

3 Louis Oliver (10/4/92 at Buffalo), 170 yards
 3 Sam Madison (11/7/99 vs. Tennessee), 101 yards

MOST INTERCEPTIONS BY A ROOKIE

SEASON

8 Dick Anderson (1968), 230 yards
 5 Lloyd Mumphord (1969), 102 yards
 5 Jake Scott (1970), 112 yards
 5 Don McNeal (1980), 17 yards

GAME

2 Dick Anderson (11/24/68 at Boston), 109 yards
 2 Lloyd Mumphord (12/7/69 vs. Denver), 0 yards
 2 Curtis Johnson (10/3/70 vs. Oakland), 26 yards
 2 Gerald Small (12/10/78 vs. Oakland), 85 yards
 2 Don McNeal (10/12/80 at New England), 2 yards
 2 Jarvis Williams (10/9/88 at L.A. Raiders), 23 yards

MOST CONSECUTIVE GAMES WITH AN INTERCEPTION

5 Dick Westmoreland (9th through 13th in 1967)

MOST INTERCEPTION RETURN YARDS

CAREER

792 Dick Anderson (1968-77), 23.3 average
 569 Louis Oliver (1989-93, 1995-96), 23.7 average
 487 Sam Madison (1997-05), 15.7 average
 431 Brock Marion (1998-03), 21.6 average
 425 Jake Scott (1970-75), 12.1 average
 425 Terrell Buckley (1995-99, 2003), 17.7 average

SEASON

230 Dick Anderson (1968), 8 for 28.8 average
 227 Brock Marion (2001), 5 for 45.4 average
 200 Louis Oliver (1992), 5 for 40.0 average
 198 Jimmy Warren (1966), 5 for 39.6 average
 191 Dick Anderson (1970), 8 for 23.9 average

GAME

170 Louis Oliver (10/4/92 at Buffalo), 3 interceptions
 121 Dick Anderson (12/3/73 vs. Pittsburgh), 4 interceptions
 107 Dick Anderson (11/24/68 at Boston), 2 interceptions
 101 Sam Madison (11/7/99 vs. Tennessee), 3 interceptions
 100 Brock Marion (1/6/02 vs. Buffalo), 1 interception

LONGEST INTERCEPTION RETURNS

103t Louis Oliver (10/4/92 at Buffalo), Jim Kelly
 100t Brock Marion (1/6/02 vs. Buffalo), Travis Brown
 96t Dick Anderson (11/24/68 at Boston), Tom Sherman
 94t Brent Grimes (10/31/13 vs. Cincinnati), Andy Dalton
 91t Terrell Buckley (10/13/96 at Buffalo), Jim Kelly
 86t Dick Anderson (12/20/70 vs. Buffalo), Dennis Shaw
 86t William Judson (60t, Mike Kozlowski (26, lateral), (9/9/84 vs. New England), Steve Grogan
 81t Louis Delmas (10/26/14 at Jacksonville), Blake Bortles
 76t Troy Vincent (58t, Gene Atkins (18, lateral), (12/12/94 vs. Kansas City), Steve Bono
 74t Terrell Buckley (12/21/03 at Buffalo), Drew Bledsoe
 70t Jimmy Warren (11/13/66 at Kansas City), Len Dawson
 70 Sammy Knight (11/27/03 at Dallas), Quincy Carter

INTERCEPTIONS RETURNED FOR TOUCHDOWNS

CAREER

4 Zach Thomas (1996-2007)
 3 Dick Anderson (1968-77)



INDIVIDUAL RECORDS

- 3 Terrell Buckley (1995-99, 2003)
- 3 Jason Taylor (1997-2007, 2009, 2011)
- 3 Reshad Jones (2010-16)**

SEASON

- 2 Bill Stanfill (1969), 15,17 yards
- 2 Dick Anderson (1973), 27,38 yards
- 2 Mike Kozlowski (1983), 35,38 yards
- 2 Zach Thomas (1998), 17,1 yards
- 2 Brock Marion (2001), 26,100 yards
- 2 Jason Taylor (2006), 20,51 yards
- 2 Reshad Jones (2015), 30,23 yards**

GAME

- 2 Dick Anderson (12/3/73 vs. Pittsburgh)
- 2 Mike Kozlowski (12/16/83 vs. N.Y. Jets)

SACKS

MOST SACKS

CAREER

- 131.0 Jason Taylor (1997-2007, 2009, 2011)
- 92.0 Cameron Wake (2009-17)**
- 69.5 Bill Stanfill (1969-76)
- 65.5 Doug Betters (1978-87)
- 65.0 Vern Den Herder (1971-82)

SEASON

- 18.5 Bill Stanfill (1973)
- 18.5 Jason Taylor (2002)
- 17.5 Joey Porter (2008)
- 16.5 Trace Armstrong (2000)
- 16.0 Doug Betters (1983)

GAME

- 5.0 Bill Stanfill (10/7/73 vs. N.Y. Jets)
- 5.0 Vern Den Herder (10/21/73 vs. Buffalo)
- 5.0 Bill Stanfill (11/17/74 vs. Buffalo)
- 4.5 Cameron Wake (9/30/12 at Arizona)**
- 4.0 Vern Den Herder (9/22/74 at Buffalo)
- 4.0 Vern Den Herder (11/11/79 vs. Baltimore)
- 4.0 Doug Betters (9/4/83 at Buffalo)
- 4.0 E.J. Junior (10/6/91 at New England)
- 4.0 Joey Porter (9/21/08 at New England)
- 4.0 Cameron Wake (10/18/15 at Tennessee)**

MOST SACKS BY A ROOKIE

SEASON

- 8.0 Bill Stanfill (1969)
- 8.0 Lorenzo Bromell (1998)
- 7.0 A.J. Duhe (1977)
- 6.0 Marco Coleman (1992)
- 5.0 Derrick Rodgers (1997)
- 5.0 Jason Taylor (1997)

GAME

- 3.0 A.J. Duhe (11/6/77 at N.Y. Jets)
- 3.0 Marco Coleman (10/25/92 vs. Indianapolis)
- 2.0 Bill Stanfill (10/26/69 vs. Buffalo)
- 2.0 Bob Baumhower (11/20/77 at Cincinnati)
- 2.0 A.J. Duhe (12/11/77 at New England)
- 2.0 Doug Betters (10/29/78 vs. Baltimore)
- 2.0 Charles Bowser (1/2/83 at Baltimore)
- 2.0 John Bosa (12/17/87 vs. N.Y. Jets)

- 2.0 Marco Coleman (11/1/92 at N.Y. Jets)
- 2.0 Shane Burton (12/1/96 at Oakland)
- 2.0 Derrick Rodgers (10/12/97 at N.Y. Jets)
- 2.0 Lorenzo Bromell (9/13/98 vs. Buffalo)
- 2.0 Lorenzo Bromell (11/29/98 vs. New
- 2.0 Olivier Vernon (10/14/12 vs. St. Louis)

FUMBLES

MOST FUMBLES

CAREER

- 110 Dan Marino (1983-99)
- 52 Bob Griese (1967-80)
- 46 Ryan Tannehill (2012-16)**
- 34 Tony Nathan (1979-87)
- 31 Mercury Morris (1969-75)

SEASON

- 14 Matt Moore (2011)
- 13 Gus Frerotte (2005)
- 10 Dan Marino (1988)
- 10 A.J. Feeley (2004)
- 10 Ryan Tannehill (2015)**

GAME

- 4 Craig Erickson (10/6/96 vs. Seattle)
- 4 Cleo Lemon (12/9/07 at Buffalo)
- 4 Jay Cutler (12/17/17 at Buffalo)
- 3 11 times (last: **Ryan Tannehill, 12/11/16 vs. Arizona**)

MOST FUMBLES BY A ROOKIE

SEASON

- 9 Ryan Tannehill (2012)**
- 8 Tony Nathan (1979)
- 7 Scott Schwedes (1987)
- 7 John Beck (2007)
- 7 Jarvis Landry (2014)

GAME

- 3 Rick Norton (9/9/66 vs. N.Y. Jets)
- 3 Scott Schwedes (12/13/87 at Philadelphia)
- 3 John Beck (12/2/07 vs. N.Y. Jets)
- 3 Jamil Douglas (11/29/15 at N.Y. Jets)

MOST OWN FUMBLE RECOVERIES

CAREER

- 42 Dan Marino (1983-99)
- 23 Bob Griese (1967-80)
- 16 Ryan Tannehill (2012-17)**

SEASON

- 7 Dan Marino (1988)
- 6 Bob Griese (1971)
- 6 Jay Cutler (2017)

GAME

- 4 Jay Cutler (12/17/17 at Buffalo)
- 3 Rick Norton (11/9/69 at Boston)
- 3 Craig Erickson (10/6/96 vs. Seattle)
- 3 Lamont Brightful (9/19/04 at Cincinnati)
- 3 Cleo Lemon (12/9/07 at Buffalo)
- 3 Ryan Tannehill (11/29/15 at N.Y. Jets)**



INDIVIDUAL RECORDS

MOST OPPONENT FUMBLE RECOVERIES

CAREER

27	Jason Taylor (1997-2007, 2009, 2011)
16	Bob Baumhower (1977-86)
15	Dick Anderson (1968-77)
14	Vern Den Herder (1971-82)
13	Glenn Blackwood (1979-87)

SEASON

5	Dick Anderson (1972)
5	Bud Brown (1985)
4	12 times (last – Kiko Alonso, 2016)

GAME

2	Tom Nomina (11/13/66 at Kansas City), 0 yards
2	Art Powell (10/18/70 at Buffalo), 0 yards
2	Jim Riley (11/7/76 vs. Buffalo), 0 yards
2	Jeris White (11/28/76 at Cleveland), 0 yards
2	Bob Baumhower (12/11/77 at New England), 0 yards
2	Tim Foley (11/29/79 vs. New England), 2 yards
2	Glenn Blackwood (10/19/80 vs. Buffalo), 0 yards
2	Doug Betters (11/6/83 at San Francisco), 0 yards
2	Bud Brown (9/8/85 vs Houston), 6 yards
2	Bryan Cox (10/31/93 vs. Kansas City), 1 yard
2	Jason Taylor (10/7/01 vs. New England), 1 yard, 1 TD
2	Reshad Jones (12/23/12 vs. Buffalo), 24 yards
2	Reshad Jones (10/8/17 vs. Tennessee), 38 yards

FUMBLE RETURNS FOR TOUCHDOWNS

85t	Jason Taylor (9/11/05 vs. Denver), Jake Plummer
59t	Trell Hooper (10/11/87 vs. Kansas City), Robert Parker
55t	Liffort Hobley (10/11/87 vs. Kansas City), Chris Smith
50t	Cortland Finnegan (9/28/14 at Oakland in London), Matt McGloin
48t	Renaldo Hill (11/19/06 vs. Minnesota), Chester Taylor
48t	Jason Taylor (11/1/09 at N.Y. Jets), Shonn Greene
44t	Don Bessillieu (10/19/80 vs. Buffalo), Joe Cribbs
43t	Michael Lehan (12/2/07 vs. N.Y. Jets), Kellen Clemens
38t	Reshad Jones (10/8/17 vs. Tennessee), Matt Cassel
37t	Pat Johnson (12/24/95 at St. Louis), Todd Kinchen
35t	Dick Anderson (10/15/72 vs. San Diego), Mke Garrett
34t	Jason Taylor (11/27/03 at Dallas), Quincy Carter
29t	Jason Taylor (10/1/00 at Cincinnati), Akili Smith
25t	Mike Kozlowski (12/6/81 vs. New England), Sam Cunningham
22t	Terrell Buckley (10/27/97 vs. Chicago), Ricky Proehl
21t	Bob Baumhower (10/7/84 at Pittsburgh), Mark Malone
20t	Sam Madison (10/8/00 vs. Buffalo), Sammy Morris
19t	Liffort Hobley (10/9/88 at L.A. Raiders), Vance Mueller
15t	Jimmy Warren off lateral from Bob Neff, (12/16/67 vs. Boston), Jim Nance
14t	Reshad Jones (11/26/17 at New England), Tom Brady
13t	Nick Buoniconti (9/30/73 vs. New England), John Tarver
13t	Bob Baumhower (10/9/78 vs. Cincinnati), Dave Turner
13t	Brian Sochia (12/30/90 vs. Indianapolis), Jeff George
10t	Willie West (10/6/68 at Houston), Bob Davis
10t	Sean Hill (9/1/96 vs. New England), Louis Oliver
7t	Bob Brudzinski (10/27/85 at Detroit), Eric Hipple
4t	O.J. McDuffie (10/12/97 at N.Y. Jets), Charles Jordan
4t	Jason Taylor (9/13/99 at Denver), Brian Griese
2t	Randy McMichael (10/12/03 at Jacksonville), Obafemi Ayانبadejo

1t	Cliff Odum (10/28/90 at Indianapolis), Jack Trudeau
1t	Jason Taylor (10/7/01 vs. New England), Tom Brady
1t	Derrick Pope (11/28/04 at San Francisco), Tim Rattay
0t	Chuck Klingbeil (9/22/91 vs. Green Bay), Don Majkowski
0t	Scott Miller (9/1/96 vs. New England), Stanley Pritchett
0t	Tim Bowens (11/30/97 at Oakland), Jeff George
0t	Travis Minor (10/28/01 at Seattle), Jay Fiedler
0t	Trent Gamble (9/8/02 vs. Detroit), Chris Cash
0t	Koa Misi (9/19/10 at Minnesota), Brett Favre

FUMBLE RETURNS FOR TOUCHDOWNS

CAREER

6	Jason Taylor (1997-2007, 2009, 2011)
2	Bob Baumhower (1977-86)
2	Liffort Hobley (1987-93)
2	Reshad Jones (2010-17)

TAKEAWAYS

(interceptions/fumble recoveries)

MOST TAKEAWAYS

CAREER

51	Dick Anderson (1968-77), 34 INTs, 17 FRs
42	Jake Scott (1970-75), 35 INTs, 7 FRs
41	Glenn Blackwood (1979-87), 29 INTs, 12 FRs
35	Sam Madison (1997-05), 31 INTs, 4 FRs
35	Jason Taylor (1997-2007, 2009, 2011), 8 INTs, 27 FRs

SEASON

11	Dick Anderson (1970), 8 INTs, 3 FRs
11	Jake Scott (1974), 8 INTs, 3 FRs
10	Dick Westmoreland (1967), 10 INTs
9	Dick Anderson (1968), 8 INTs, 1 FR
9	Dick Anderson (1972), 3 INTs, 6 FRs
9	Terrell Buckley (1998), 8 INTs, 1 FR

GAME

4	Dick Anderson (12/3/73 vs. Pittsburgh), 4 INTs
4	Jeris White (11/26/76 at Cleveland), 2 INTs, 2 FRs

MOST TAKEAWAYS BY A ROOKIE

SEASON

9	Dick Anderson (1968), 8 INTs, 1 FR
7	Lloyd Mumphord (1969), 5 INTs, 2 FRs
7	Curtis Johnson (1970), 3 INTs, 4 FRs
7	Jarvis Williams (1988), 4 INTs, 3 FRs

GAME

3	Lloyd Mumphord (12/7/69 vs. Denver), 2 INTs, 1 FR
---	---

BLOCKED KICKS

MOST BLOCKED KICKS

CAREER

9	Curtis Johnson (1970-78), 6 FGs, 2 Punts, 1 PAT
8	Lloyd Mumphord (1969-74), 7 FGs, 1 Punt
5	Vern Den Herder (1971-82), 4 FGs, 1 Punt
5	William Judson (1982-89), 3 FGs, 2 Punts
5	Jeff Cross (1988-95), 3 FGs, 1 Punt, 1 PAT



INDIVIDUAL RECORDS

SEASON

4	Wahoo McDaniel (1966), 1 FG, 3 PATs
3	Frank Cornish (1970), 2 FGs, 1 PAT
3	Curtis Johnson (1972), 1 FG, 2 Punts
3	Shane Burton (1998), 3 FGs

MOST BLOCKED FIELD GOALS

CAREER

7	Lloyd Mumphord (1969-74)
6	Curtis Johnson (1970-78)
4	Vern Den Herder (1971-82)
4	Bob Baumhower (1977-86)

SEASON

3 Shane Burton (1998)

BLOCKED FIELD GOAL RETURNS FOR TOUCHDOWNS

51t	Lloyd Mumphord (12/6/70 vs. Boston), Gino Capelletti
47t	Curtis Johnson (12/19/71 vs. Green Bay), Tim Webster

LONGEST SHORT FIELD GOAL RETURNS

50 Jake Scott (12/6/70 vs. Boston), Gino Capelletti

MOST BLOCKED PUNTS

CAREER

3	Tim Foley (1970-80)
3	Jimmy Wilson (2011-14)
2	Curtis Johnson (1970-78)
2	William Judson (1982-89)
2	Marc Logan (1989-91)
2	Terrence Fede (2014-17)

SEASON

2	Curtis Johnson (1972)
2	Tim Foley (1973)
2	Marc Logan (1991)

BLOCKED PUNT RETURNS FOR TOUCHDOWNS

19t	Mark Higgs (10/18/90 vs. New England), Brian Hansen
11t	Walt Aikens (12/17/16 at N.Y. Jets), Lachlan Edwards
8t	Tim Foley (11/11/73 vs. Baltimore), David Lee
*5t	Charlie Babb (12/24/72 vs. Cleveland), Don Cockroft
5t	Tim Foley (11/11/73 vs. Baltimore), David Lee
0t	Lex Hilliard (11/20/11 vs. Buffalo), Brian Moorman
0t	Olivier Vernon (10/28/12 at N.Y. Jets), Robert Malone

MOST BLOCKED POINTS AFTER TOUCHDOWNS

CAREER

3	Wahoo McDaniel (1966-68)
3	Doug Betters (1978-87)

DEFENSIVE 2-POINT CONVERSIONS

1 Walt Aikens (12/11/16 vs. Arizona), returned blocked PAT (Jordan Phillips)

TEAM RECORDS

* - Playoff Game

** - Super Bowl

- Record includes game on 11/30/69 played at Tampa's Tampa Stadium and games on 10/28/07, 10/4/15 and 10/11/17 played at London's Wembley Stadium that were designated as home games

^ - Record includes game on 9/28/14 played at London's Wembley Stadium that was designated as a road game.

CHAMPIONSHIPS

SUPER BOWL

2 1972, 1973

AMERICAN FOOTBALL CONFERENCE

5 1971, 1972, 1973, 1982, 1984

AFC EASTERN DIVISION

13 1971, 1972, 1973, 1974, 1979, 1981, 1983, 1984, 1985, 1992, 1994, 2000, 2008

PLAYOFF BERTHS

23 1970, 1971, 1972, 1973, 1974, 1978, 1979, 1981, 1982, 1983, 1984, 1985, 1990, 1992, 1994, 1995, 1997, 1998, 1999, 2000, 2001, 2008, 2016

GAMES

REGULAR SEASON RECORD

445-351-4 (.559)

PLAYOFF RECORD

20-21 (.488)

OVERALL RECORD

465-372-4 (.555)

HOME REGULAR-SEASON RECORD

253-143-3 (.638)#

ORANGE BOWL REGULAR-SEASON RECORD:

110-38-3 (.738)

HARD ROCK STADIUM REGULAR-SEASON RECORD

143-101 (.586)

HOME PLAYOFF RECORD

15-7 (.682)

ORANGE BOWL PLAYOFF RECORD

10-4 (.714)



TEAM RECORDS

HARD ROCK STADIUM PLAYOFF RECORD

5-3 (.625)

HOME OVERALL RECORD

268-150-3 (.640)#

ORANGE BOWL OVERALL RECORD

120-42-3 (.736)

HARD ROCK STADIUM OVERALL RECORD

148-107 (.580)

ROAD REGULAR-SEASON RECORD

192-208-1 (.480)^

ROAD PLAYOFF RECORD

5-14 (.263)

ROAD OVERALL RECORD

197-222-1 (.470)^

MOST WINS IN A SEASON

17 in 1972 (14 regular season, 3 playoffs)
16 in 1984 (14 regular season, 2 playoffs)

BEST SEASON WINNING PERCENTAGE

1.000 in 1972 (14-0 regular season, 3-0 playoffs)

FEWEST WINS IN A SEASON

1 in 2007

LOWEST SEASON WINNING PERCENTAGE

.063 in 2007 (1-15)

CONSECUTIVES

MOST WINS

18 1st in 1972 through 1st in 1973

MOST REGULAR SEASON WINS

16 14th in 1971 through 1st in 1973
16 12th in 1983 through 11th in 1984

MOST HOME WINS

31 10/17/71 through 12/15/74

MOST REGULAR-SEASON HOME WINS

27 10/17/71 through 12/15/74

MOST ROAD WINS

9 9/17/72 through 1/14/73

MOST REGULAR-SEASON ROAD WINS

7 9/17/72 through 12/10/72
7 12/4/83 through 11/4/84

MOST WINS IN A SERIES

20 vs. Buffalo, 1970-79

MOST PRESEASON WINS

11 5th in 1975 through 3rd in 1977

MOST LOSSES

16 14th in 2006 through 13th in 2007

MOST REGULAR-SEASON LOSSES

16 14th in 2006 through 13th in 2007

MOST HOME LOSSES

7 12/25/06 through 12/2/07
7 11/18/10 through 10/23/11

MOST ROAD LOSSES

11 12/17/06 through 9/14/08

MOST LOSSES IN A SERIES

8 vs. N.Y. Jets, 1966-69
8 vs. N.Y. Jets, 1998-2001

MOST PRESEASON LOSSES

7 5th in 1988 through 2nd in 1990

SCORING

MOST POINTS SCORED

Season	513	1984
Game	55	11/24/77 at St. Louis

FEWEST POINTS SCORED

Season	198	1982 (9 games)
	213	1966
Game	0	22 times, last 10/26/17 at Baltimore

MOST POINTS ALLOWED

Season	437	2007
	407	1967 (14 games)
Game	*62	1/15/00 at Jacksonville
	58	9/18/66 at Buffalo
	51	9/21/86 at N.Y. Jets
	50	9/7/86 at San Diego

FEWEST POINTS ALLOWED

Season	131	1982 (9 games)
	150	1973 (14 games)
Game	0	26 times, last 11/2/14 vs. San Diego

MOST POINTS, BOTH TEAMS

Game	96	at N.Y. Jets 51, Miami 45, ot (9/21/86)
	81	Buffalo 47, at Miami 34 (12/19/93)
	80	New Orleans 46, Miami 34 (10/25/09)

FEWEST POINTS, BOTH TEAMS

Game	3	at New England 3, Miami 0 (12/12/82)
	3	at Pittsburgh 3, Miami 0 (11/26/07)
	9	New England 6, at Miami 3 (11/20/88)

MOST DECISIVE WIN

Game	52	52-0 vs. New England (11/12/72)
	44	44-0 vs. Baltimore (11/11/73)
	43	43-0 at N.Y. Jets (10/19/75)
	42	42-0 at Baltimore (9/10/78)
	42	45-3 vs. N.Y. Jets (11/24/86)
	42	42-0 vs. Kansas City (10/11/87)



TEAM RECORDS

MOST DECISIVE LOSS

Game	*55	62-7 at Jacksonville (1/15/00)
	45	48-3 vs. Kansas City (9/28/68)
	41	41-0 at Kansas City (10/8/67)
	41	41-0 at Indianapolis (12/14/97)

MOST TOUCHDOWNS SCORED

Season	70	1984
Game	8	11/24/77 at St. Louis

FEWEST TOUCHDOWNS SCORED

Season	26	1966, 2006, 2010
--------	----	------------------

MOST TOUCHDOWNS ALLOWED

Season	53	1967
Game	8	9/18/66 at Buffalo
	*8	1/15/00 at Jacksonville

FEWEST TOUCHDOWNS ALLOWED

Season	15	1973
--------	----	------

MOST TOUCHDOWNS SCORED BY RUSHING

Season	26	1972, 1975
Game	4	11 times, last 9/16/13 vs. Oakland

PASSING

Season	49	1984
Game	6	11/24/77 at St. Louis
	6	9/21/86 at N.Y. Jets

INTERCEPTION

Season	5	2001
	4	1966, 1998
Game	2	12/3/73 vs. Pittsburgh
	2	9/12/82 at N.Y. Jets
	2	12/16/83 vs. N.Y. Jets
	2	12/6/98 at Oakland
	2	10/26/14 at Jacksonville

KICKOFF RETURN

Season	2	2009
Game	2	11/1/09 at N.Y. Jets

PUNT RETURN

Season	2	1993
--------	---	------

FUMBLE RETURN

Season	3	1997
	2	1987, 1990, 1996, 2000, 2001, 2003, 2017
Game	2	10/11/87 vs. Kansas City
	2	9/1/96 vs. New England

BLOCKED PUNT RETURN

Season	2	1973
Game	2	11/11/73 vs. Baltimore

FEWEST TOUCHDOWNS SCORED BY RUSHING

Season	4	2017
--------	---	------

PASSING

Season	8	1982 (9 games)
	12	1969
	12	2007

MOST TOUCHDOWNS ALLOWED BY RUSHING

Season	23	1986
Game	5	9/4/88 at Chicago

PASSING

Season	31	1967, 2015
Game	6	10/21/07 vs. New England

INTERCEPTION

Season	8	2004
Game	2	12/18/88 at Pittsburgh
	2	11/23/97 at New England
	2	10/17/99 at New England
	2	11/18/01 vs. N.Y. Jets
	2	10/25/09 vs. New Orleans
	2	10/26/17 at Baltimore

KICKOFF RETURN

Season	2	1994, 2007, 2010
--------	---	------------------

PUNT RETURN

Season	2	2008
--------	---	------

FUMBLE RETURN

Season	3	1974
	2	1991, 1992, 1993, 1998, 1999, 2007, 2017

BLOCKED FIELD GOAL RETURN

Season	1	1979, 1989, 2010, 2014
--------	---	------------------------

FEWEST TOUCHDOWNS ALLOWED BY RUSHING

Season	6	1998, 1999
--------	---	------------

PASSING

Season	5	1973
--------	---	------

MOST POINTS AFTER TOUCHDOWN SCORED

Season	66	1984
Game	7	11/12/72 vs. New England
	7	11/24/77 at St. Louis
	7	9/3/95 vs. N.Y. Jets
	7	9/8/02 vs. Detroit

MOST POINTS AFTER TOUCHDOWN SCORED, OPPONENT

Season	49	2007
Game	*8	1/15/00 at Jacksonville
	7	9/18/66 at Buffalo
	7	10/21/07 vs. New England

MOST FIELD GOALS SCORED

Season	39	1999
Game	6	10/17/99 at New England

MOST FIELD GOALS SCORED, OPPONENT

Season	34	2013
--------	----	------



TEAM RECORDS

Game	5	9/28/69 at Houston
	5	9/25/88 at Indianapolis
	*5	1/17/93 vs. Buffalo
	5	10/13/02 at Denver
	5	9/7/03 vs. Houston
	5	10/7/07 at Houston
	5	9/14/14 at Buffalo
	5	9/29/16 at Cincinnati
	5	12/24/17 at Kansas City

MOST SAFETIES SCORED

Season	3	2005
	3	2014
	2	1978
	2	2017
Game	2	12/3/17 vs. Denver

MOST SAFETIES SCORED, OPPONENT

Season	4	2015
Game	1	31 times, last 12/27/15 vs. Indianapolis

MOST 2-POINT CONVERSION ATTEMPTS

Season	10	1994
Game	4	at Indianapolis, 11/26/95

MOST 2-POINT CONVERSION ATTEMPTS, OPPONENT

Season	5	1995, 2009, 2016
Game	2	Five times, last 11/1/09 at N.Y. Jets

MOST 2-POINT CONVERSIONS

Season	6	1994
Game	2	at Indianapolis, 11/26/95

MOST 2-POINT CONVERSIONS, OPPONENT

Season	5	2016
Game	1	27 times, last 1/11/17 vs. New England

SCORE BY QUARTERS, DOLPHINS

1st –	21	12/20/70 vs. Buffalo
	21	10/2/77 vs. Houston
	21	12/5/04 vs. Buffalo
	21	10/25/15 vs. Houston
2nd –	28	12/17/67 vs. Boston
	24	10/23/77 vs. Seattle
	24	10/29/78 vs. Baltimore
	24	11/20/83 vs. Baltimore
	24	10/9/88 at L.A. Raiders
	24	12/1/91 vs. Tampa Bay
3rd –	21	11/3/74 vs. Atlanta
	21	9/12/82 at N.Y. Jets
	21	9/2/84 at Washington
	21	10/11/87 vs. Kansas City
	21	11/12/89 at N.Y. Jets
	21	10/18/92 vs. New England
	21	12/12/94 vs. Kansas City
	21	9/3/95 vs. N.Y. Jets
	21	10/29/00 vs. Green Bay
	21	11/1/09 at N.Y. Jets
	21	12/4/11 vs. Oakland
	21	12/17/16 at N.Y. Jets
4th –	25	10/10/99 at Indianapolis
	24	11/25/01 at Buffalo
	23	12/21/14 vs. Minnesota

SCORE BY QUARTERS, OPPONENT

1st –	24	9/28/68 vs. Kansas City
	*24	1/2/82 vs. San Diego
	*24	1/15/00 at Jacksonville
	24	12/9/07 at Buffalo
2nd –	31	12/14/97 at Indianapolis
	28	9/21/86 at N.Y. Jets
	28	10/21/07 vs. New England
3rd –	24	12/14/14 at New England
	21	12/19/93 vs. Buffalo
	21	12/4/94 vs. Buffalo
	21	10/5/10 vs. New England
	21	11/13/17 at Carolina
4th –	30	10/23/00 at N.Y. Jets
	28	10/2/66 at San Diego
	28	12/15/91 at San Diego

SCORE BY QUARTERS, BOTH TEAMS

1st –	35	12/5/04 vs. Buffalo
		Miami 21, Buffalo 14
	27	9/28/68 vs. Kansas City
		Kansas City 24, Miami 3
2nd –	42	9/21/86 at N.Y. Jets
		N.Y. Jets 28, Miami 14
	35	9/3/95 vs. N.Y. Jets
		Miami 21, N.Y. Jets 14
	35	10/21/07 vs. New England
		New England 28, Miami 7
3rd –	37	11/1/09 at N.Y. Jets
		Miami 21, N.Y. Jets 16
	29	9/4/94 vs. New England
		Miami 15, New England 14
	28	12/10/67 vs. San Diego
		Miami 14, San Diego 14
	28	12/19/93 vs. Buffalo
		Buffalo 21, Miami 7
	28	11/27/94 at N.Y. Jets
		Miami 14, N.Y. Jets 14
	28	12/18/13 at Pittsburgh
		Miami 14, Pittsburgh 14
	28	12/24/16 at Buffalo
		Miami 14, Buffalo 14
	28	11/13/17 at Carolina
		Miami 7, Carolina 21
4th –	41	12/21/14 vs. Minnesota
		Miami 23, Minnesota 18
	39	10/10/99 at Indianapolis
		Miami 25, Indianapolis 14
	37	10/23/00 at N.Y. Jets
		N.Y. Jets 30, Miami 7

MOST CONSECUTIVE QUARTERS HELD SCORELESS BY DOLPHINS

13 1973, 3rd Q in 8th through 3rd Q in 11th

MOST CONSECUTIVE QUARTERS HELD SCORELESS BY OPPONENT

11 1970, 1st Q in 6th through 3rd Q in 8th



TEAM RECORDS

SCORE BY HALVES, DOLPHINS

1st –	41	10/25/15 vs. Houston
	35	12/17/67 vs. Boston
	31	12/20/70 vs. Buffalo
	31	12/2/85 vs. Chicago
	31	12/7/86 at New Orleans
2nd –	31	9/22/85 vs. Kansas City
	31	12/12/94 vs. Kansas City
	31	9/3/95 vs. N.Y. Jets

SCORE BY HALVES, OPPONENT

1st –	48	9/18/66 at Buffalo
2nd –	38	10/2/66 at San Diego
	36	10/25/09 vs. New Orleans

SCORE BY HALVES, BOTH TEAMS

1st –	58	9/18/66 at Buffalo
		Buffalo 48, Miami 10
	52	9/21/86 at N.Y. Jets
		N.Y. Jets 31, Miami 21
	52	12/21/08 at Kansas City
	Kansas City 28, Miami 24	
2nd –	52	10/9/83 vs. Buffalo
		Miami 28, Buffalo 24

TIME OF POSSESSION (SINCE 1977)

HIGHEST TIME OF POSSESSION

Season	32:38	1979
Game	45:07	9/21/09 vs. Indianapolis
	43:39	12/7/87 vs. N.Y. Jets
	41:55	12/16/96 vs. Buffalo

LOWEST TIME OF POSSESSION

Season	27:02	1988
Game	14:28	9/4/88 at Chicago
	16:32	10/1/89 at Houston
	18:02	10/27/96 vs. Dallas

HIGHEST TIME OF POSSESSION ALLOWED

Season	32:58	1988
Game	46:29	10/4/81 vs. N.Y. Jets (OT)
	45:32	9/4/88 at Chicago
	44:53	10/27/97 vs. Chicago (OT)

LOWEST TIME OF POSSESSION ALLOWED

Season	27:22	1979
Game	14:53	9/21/09 vs. Indianapolis
	16:21	12/7/87 vs. N.Y. Jets
	18:05	12/16/96 vs. Buffalo

SCORING DRIVES

LONGEST SCORING DRIVES

BY PLAYS

21	1/1/12 vs. N.Y. Jets (TD, 94 yards, 12:29)
18	11/11/07 vs. Buffalo (TD, 80 yards, 9:45)
18	9/14/08 at Arizona (TD, 89 yards, 7:04)
18	12/27/09 vs. Houston (FG, 61 yards, 4:18)
17	six times (last: 12/17/17 at Buffalo [FG, 78 yards, 3:54])

BY YARDS

99	9/10/78 at Baltimore (TD, 7 plays, 3:53)
99	9/24/89 vs. N.Y. Jets (TD, 7 plays, 1:27)
97	12/15/02 vs. Oakland (TD, 13 plays, 7:53)

97	12/28/14 vs. N.Y. Jets (TD, 1 play, 0:14)
97	10/18/15 at Tennessee (TD, 9 plays, 5:30)

BY TIME OF POSSESSION

12:29	1/1/12 vs. N.Y. Jets (TD, 21 plays, 94)
10:30	10/16/94 vs. L.A. Raiders (FG, 10 plays, 65 yards)
10:16	12/10/01 vs. Indianapolis (TD, 15 plays, 78 yards)
10:09	11/9/09 at New England (TD, 16 plays, 66 yards)
10:01	10/27/74 vs. Baltimore (FG, 16 plays, 73 yards)

LONGEST SCORING DRIVES, OPPONENTS

20	11/24/97 at Chicago (FG, 77 yards, 11:07)
19	Seven times, last: 12/22/13 at Buffalo (FG, 92 yards, 9:16)

BY YARDS

99	12/11/76 vs. Minnesota (TD, 16 plays, 9:07)
99	10/27/80 at N.Y. Jets (TD, 17 plays, 9:22)
99	9/30/01 at St. Louis (TD, 11 plays, 5:36)
99	9/12/11 vs. New England (TD, 1 play, 0:13)
99	12/11/16 vs. Arizona (TD, 12 plays, 6:43)

BY TIME OF POSSESSION

12:45	12/14/75 at Baltimore (FG, 17 plays, 82 yards)
11:07	11/24/91 at Chicago (FG, 20 plays, 77 yards)
11:05	12/16/01 at San Francisco (TD, 17 plays, 98 yards)

FIRST DOWNS

MOST FIRST DOWNS

Season	387	1984
Game	36	12/21/14 vs. Minnesota
	34	11/24/77 at St. Louis
	34	12/12/88 vs. Cleveland

FEWEST FIRST DOWNS

Season	200	1966
Game	6	11/14/99 at Buffalo
	6	12/12/10 at N.Y. Jets
	6	12/22/13 at Buffalo

MOST FIRST DOWNS ALLOWED

Season	359	1988
Game	39	11/27/88 at N.Y. Jets
	*34	1/2/82 vs. San Diego
	34	11/18/84 at San Diego

FEWEST FIRST DOWNS ALLOWED

Season	147	1982 (9 games)
	186	1972
Game	4	11/11/73 vs. Baltimore
	5	9/2/79 at Buffalo
	7	9/24/72 vs. Houston
	7	10/28/90 at Indianapolis

MOST FIRST DOWNS, BOTH TEAMS

Season	701	1984
Game	*59	1/2/82 vs. San Diego
	59	10/9/83 vs. Buffalo
	59	11/27/88 at N.Y. Jets



TEAM RECORDS

FEWEST FIRST DOWNS, BOTH TEAMS

Season	312	1982 (9 games)
Game	15	11/9/69 at Boston
	20	12/12/10 at N.Y. Jets
	21	Three times, last 11/11/73 vs. Baltimore

MOST FIRST DOWNS

BY RUSHING

Season	170	1972
Game	19	10/29/72 at Baltimore
	19	11/24/77 at St. Louis

BY PASSING

Season	250	1986
Game	26	12/12/88 vs. Cleveland
	24	9/15/85 vs. Indianapolis
	24	9/21/86 at N.Y. Jets
	24	11/16/86 at Buffalo
	24	9/24/89 vs. N.Y. Jets

BY PENALTY

Season	37	2012
Game	7	11/8/15 at Buffalo
	6	12/4/66 at Denver
	6	11/26/67 vs. Buffalo
	6	9/8/96 at Arizona
	6	12/21/14 vs. Minnesota
	6	10/22/17 vs. N.Y. Jets

FEWEST FIRST DOWNS

BY RUSHING

Season	61	2013
Game	0	10/15/67 at Boston
	*0	1/15/00 at Jacksonville
	*0	1/6/01 at Oakland
	0	9/19/04 at Cincinnati
	0	10/6/13 vs. Baltimore
	0	9/20/15 at Jacksonville
	0	11/24/15 at N.Y. Jets
	0	9/24/17 at N.Y. Jets

BY PASSING

Season	91	1973
Game	1	9/4/83 at Buffalo

BY PENALTY

Season	12	2013
	13	1973
	13	2008

MOST FIRST DOWNS ALLOWED

BY RUSHING

Season	155	1988
Game	**24	1/30/83 vs. Washington
	*18	12/30/95 at Buffalo
	17	Three times, last 1988

BY PASSING

Season	215	2012
Game	23	11/27/88 at N.Y. Jets
	22	11/4/12 at Indianapolis

BY PENALTY

Season	42	2005
Game	7	10/9/83 vs. Buffalo
	7	10/23/00 at N.Y. Jets (OT)
	7	11/13/16 at San Diego

FEWEST FIRST DOWNS ALLOWED

BY RUSHING

Season	66	1969
Game	0	12/20/70 vs. Buffalo
	0	10/13/74 at Washington
	*0	1/9/00 at Seattle
	0	9/14/03 at N.Y. Jets
	0	11/23/06 at Detroit
	0	11/2/08 at Denver
	0	10/4/09 vs. Buffalo
	0	9/30/12 at Arizona

BY PASSING

Season	78	1973
Game	0	12/8/68 vs. Boston
	1	11/5/79 vs. Houston
	1	12/12/82 at New England

BY PENALTY

Season	8	1973, 1974
---------------	---	------------

TOTAL NET YARDS

MOST TOTAL YARDS

Season	6,936	1984
Game	584	10/23/88 vs. N.Y. Jets
	*569	1/6/85 vs. Pittsburgh
	552	9/30/84 at St. Louis
	552	10/21/84 at New England

FEWEST NET YARDS ALLOWED

Season	2,658	1982 (9 games)
	3,458	1966
Game	88	10/12/80 at New England
	101	11/14/99 at Buffalo
	103	12/22/13 at Buffalo

MOST NET YARDS ALLOWED

Season	6,122	2016
Game	622	9/12/11 vs. New England
	597	11/27/88 at N.Y. Jets
	593	10/3/76 vs. Los Angeles

FEWEST NET YARDS ALLOWED

Season	2,312	1982 (9 games)
	3,281	1973
Game	76	10/21/73 vs. Buffalo
	117	10/17/71 vs. New England
	118	10/16/66 vs. Denver
	118	9/21/03 vs. Buffalo

MOST NET YARDS GAINED, BOTH TEAMS

Season	12,374	1986
Game	1,110	9/12/11 vs. New England
	1,066	9/21/86 at N.Y. Jets



TEAM RECORDS

FEWEST NET YARDS GAINED, BOTH TEAMS

Season	4,970	1982 (9 games)
	6,076	1973
Game	335	10/16/66 vs. Denver

RUSHING

MOST RUSHING YARDS

Season	2,960	1972
Game	315	11/11/73 vs. Baltimore
	304	12/3/72 at New England
	302	10/24/71 at N.Y. Jets
	302	11/7/71 vs. Buffalo
	301	9/30/73 vs. New England

FEWEST RUSHING YARDS

Season	1,205	1988
Game	2	11/11/13 at Tampa Bay
	7	11/19/06 vs. Minnesota
	12	11/29/15 at N.Y. Jets
	14	11/19/90 vs. L.A. Raiders
	*14	1/9/99 at Denver
	14	12/23/13 at Buffalo

MOST RUSHING YARDS ALLOWED

Season	2,506	1988
Game	*341	12/30/95 at Buffalo
	305	12/18/88 at Pittsburgh
	299	9/30/07 vs. Oakland

FEWEST RUSHING YARDS ALLOWED

Season	1,285	1982 (9 games)
	1,430	1994
Game	14	11/2/08 at Denver
	16	9/2/66 vs. Oakland
	16	11/28/10 at Oakland

MOST RUSHING YARDS, BOTH TEAMS

Season	4,627	1978
Game	533	12/24/16 at Buffalo
	508	11/7/71 vs. Buffalo
	487	12/5/76 vs. Buffalo

FEWEST RUSHING YARDS, BOTH TEAMS

Season	2,629	1982 (9 games)
Game	67	9/8/13 at Cleveland
	74	11/23/98 at New England
	79	12/19/99 vs. San Diego

MOST RUSHING ATTEMPTS

Season	613	1972
Game	58	10/5/75 at Green Bay
	56	9/12/82 at N.Y. Jets
	55	11/24/77 at St. Louis

FEWEST RUSHING ATTEMPTS

Season	326	1967
Game	*8	1/8/95 at San Diego
	**9	1/20/85 vs. San Francisco
	9	9/7/86 at San Diego
	9	11/29/15 at N.Y. Jets
	10	9/4/88 at Chicago
	10	12/2/90 at Washington

MOST RUSHING ATTEMPTS, OPPONENT

Season	557	1988
Game	*59	1/12/86 vs. New England
	54	9/4/88 at Chicago
	**52	1/30/83 vs. Washington
	*52	12/30/95 at Buffalo

FEWEST RUSHING ATTEMPTS, OPPONENT

Season	293	1982 (9 games)
	387	1970
Game	7	9/4/94 at Green Bay
	10	11/23/06 at Detroit
	10	12/11/17 vs. New England
	11	9/14/03 at N.Y. Jets
	11	9/21/09 vs. Indianapolis

HIGHEST RUSHING AVERAGE

Season	5.00	1971
	4.97	1973

LOWEST RUSHING AVERAGE

Season	3.12	1997
	3.27	1999

HIGHEST RUSHING AVERAGE, OPPONENT

Season	4.88	1968
	4.84	2016

LOWEST RUSHING AVERAGE, OPPONENT

Season	3.29	2003
	3.51	2006

PASSING

MOST NET YARDS PASSING

Season	5,018	1984
Game	521	10/23/88 vs. N.Y. Jets
	456	9/4/94 vs. New England
	446	9/24/89 vs. N.Y. Jets

FEWEST NET YARDS PASSING

Season	1,314	1982 (9 games)
	1,582	1973
Game	22	11/23/69 vs. Houston
	*26	12/30/73 vs. Oakland
	26	9/4/83 at Buffalo

MOST NET YARDS PASSING ALLOWED

Season	4,000	2015
Game	516	9/12/11 vs. New England
	449	9/21/86 at N.Y. Jets
	427	10/1/67 at N.Y. Jets

FEWEST NET YARDS PASSING ALLOWED

Season	1,027	1982 (9 games)
	1,290	1973
Game	1	10/21/73 vs. Buffalo
	11	11/5/79 vs. Houston
	13	12/12/82 at New England

MOST NET YARDS PASSING, BOTH TEAMS

Season	8,336	1986
Game	884	9/21/86 at N.Y. Jets



TEAM RECORDS

FEWEST NET YARDS PASSING, BOTH TEAMS

Season	2,341	1982 (9 games)
	2,872	1973
Game	72	12/12/82 at New England

MOST GROSS YARDS PASSING

Season	5,146	1984
Game	521	10/23/88 vs. N.Y. Jets
	473	9/4/94 vs. New England
	470	12/2/84 vs. L.A. Raiders

FEWEST GROSS YARDS PASSING

Season	1,401	1982 (9 games)
	1,675	1973
Game	*34	12/30/73 vs. Oakland
	46	9/4/83 at Buffalo
	46	12/21/03 at Buffalo

MOST GROSS YARDS PASSING ALLOWED

Season	4,223	2011
Game	517	9/12/11 vs. New England
	479	9/21/86 at N.Y. Jets
	440	10/1/67 at N.Y. Jets

FEWEST GROSS YARDS PASSING ALLOWED

Season	1,281	1982 (9 games)
	1,604	1973
Game	13	12/12/82 at New England
	25	11/5/79 vs. Houston
	35	12/9/73 at Baltimore

MOST PASS ATTEMPTS

Season	645	1986
Game	*66	12/30/95 at Buffalo
	65	12/4/05 vs. Buffalo
	62	10/22/06 vs. Green Bay

FEWEST PASS ATTEMPTS

Season	238	1982 (9 games)
	256	1973
Game	*6	12/30/73 vs. Oakland
	**7	1/13/74 vs. Minnesota
	*8	1/2/72 vs. Baltimore

MOST PASS ATTEMPTS, OPPONENT

Season	600	2012
Game	59	10/23/00 at N.Y. Jets (OT)
	58	10/4/92 at Buffalo
	56	11/18/84 at San Diego
	56	9/7/14 vs. New England

FEWEST PASS ATTEMPTS, OPPONENT

Season	226	1982 (9 games)
	320	1973
Game	5	12/12/82 at New England
	8	11/14/76 at Pittsburgh
	8	12/9/73 at Baltimore

MOST PASS COMPLETIONS

Season	394	2014
Game	39	11/16/86 at Buffalo
	38	11/23/97 at New England
	35	six times (last: 12/21/14 vs. Minnesota)

FEWEST PASS COMPLETIONS

Season	129	1982 (9 games)
	133	1973
Game	3	10/15/73 at Cleveland
	*3	12/30/73 vs. Oakland

MOST PASS COMPLETIONS, OPPONENT

Season	368	2016
Game	38	10/9/83 vs. Buffalo
	37	11/18/84 at San Diego
	37	12/4/16 at Baltimore

FEWEST PASS COMPLETIONS, OPPONENT

Season	119	1982 (9 games)
	151	1973
Game	2	11/9/69 at Boston
	2	12/12/82 at New England
	4	11/14/76 at Pittsburgh

INTERCEPTIONS

MOST INTERCEPTIONS

Season	32	1978, 458 yards
Game	6	12/3/73 vs. Pittsburgh
	6	10/19/75 at N.Y. Jets
	6	9/10/78 at Baltimore
	6	11/21/82 at Buffalo
	6	10/16/83 at N.Y. Jets
	6	12/6/98 at Oakland

FEWEST INTERCEPTIONS

Season	8	2006, 116 yards
	9	2017, 99 yards
	10	1997, 92 yards
	10	2012, 99 yards

MOST INTERCEPTIONS, OPPONENT

Season	32	1966, 370 yards
Game	6	11/13/66 at Kansas City

FEWEST INTERCEPTIONS, OPPONENT

Season	7	2008, 130 yards
---------------	---	-----------------

MOST INTERCEPTION RETURN YARDS

Season	522	1966
Game	218	10/4/92 at Buffalo

FEWEST INTERCEPTION RETURN YARDS

Season	66	2010
	92	1997, 2004

MOST INTERCEPTION RETURN YARDS, OPPONENT

Season	596	1969
Game	160	11/23/97 at New England
	151	12/2/84 vs. L.A. Raiders
	151	11/18/01 vs. N.Y. Jets

FEWEST INTERCEPTION RETURN YARDS, OPPONENT

Season	100	1985 (16 games)
	96	1982 (9 games)



TEAM RECORDS

PENALTIES

MOST PENALTIES

Season	137	2017, 1,154 yards
	134	2015, 1,090 yards
Game	18	10/9/05 at Buffalo
	17	11/19/17 vs. Tampa Bay

MOST YARDS PENALIZED

Season	1,154	2017, on 137
	1,141	2016, on 125
Game	149	10/12/03 at Jacksonville
	145	12/31/17 vs. Buffalo
	143	10/1/95 at Cincinnati

FEWEST PENALTIES

Season	34	1982, 240 yards (9 games)
	48	1968, 485 yards (14 games)
Game	0	12/23/67 vs. Houston
	0	12/8/68 vs. Boston
	0	9/29/91 at N.Y. Jets
	*0	1/10/93 vs. San Diego
	0	12/21/98 vs. Denver
	0	9/15/13 at Indianapolis

FEWEST YARDS PENALIZED

Season	240	1982, on 34 (9 games)
	416	1973, on 52
Game	0	12/23/67 vs. Houston
	0	12/8/68 vs. Boston
	0	9/29/91 at N.Y. Jets
	*0	1/10/93 vs. San Diego
	0	12/21/98 vs. Denver
	0	9/15/13 at Indianapolis

MOST PENALTIES, OPPONENT

Season	122	2017, 1,077 yards
	121	2012, 1,045 yards
	121	2015, 1,005 yards
Game	19	12/22/85 vs. Buffalo
	17	10/18/87 at N.Y. Jets
	15	10/9/83 vs. Buffalo

MOST YARDS PENALIZED, OPPONENT

Season	1,077	2017, on 122
	1,045	2012, on 121
Game	163	10/4/15 vs. N.Y. Jets (at London)
	156	9/20/69 at Oakland
	144	11/5/67 at Buffalo

FEWEST PENALTIES, OPPONENT

Season	57	1982, 461 yards (9 games)
	59	1967, 691 yards
Game	1	18 times, last 12/15/13 vs. New England

FEWEST YARDS PENALIZED, OPPONENT

Season	461	1982, on 57 (9 games)
	525	1974, on 67
Game	2	12/15/13 vs. New England
	5	Seven times, last 10/12/08 at Houston

MOST PENALTIES, BOTH TEAMS

Season	259	2017, 2,231 yards
Game	26	12/22/85 vs. Buffalo
	26	11/19/17 vs. Tampa Bay
	25	10/9/05 at Buffalo

MOST YARDS PENALIZED, BOTH TEAMS

Season	2,231	2017, on 259
	2,095	2015, on 255
Game	243	10/4/15 vs. N.Y. Jets (at London)
	230	10/3/70 vs. Oakland
	227	11/30/69 vs. Boston (at Tampa)

FEWEST PENALTIES, BOTH TEAMS

Season	112	1967, 1,181 yards
Game	2	12/23/67 vs. Houston
	2	11/11/73 vs. Baltimore
	2	12/12/82 at New England

FEWEST YARDS PENALIZED, BOTH TEAMS

Season	1,032	1973, on 113
Game	10	11/11/73 vs. Baltimore
	10	12/12/82 at New England
	13	9/15/13 at Indianapolis

PUNTING

MOST PUNTS

Season	99	2004
Game	11	12/7/03 at New England

MOST PUNT YARDS

Season	4,380	2015, 47.6 average
Game	564	12/12/10 at N.Y. Jets
	501	12/22/13 at Buffalo

FEWEST PUNTS

Season	35	1982 (9 games)
	44	1972
Game	0	9/23/79 vs. Chicago
	0	10/12/86 vs. Buffalo
	0	12/12/88 vs. Cleveland
	0	12/28/03 vs. N.Y. Jets

MOST PUNTS, OPPONENT

Season	102	2004
Game	11	11/11/73 vs. Baltimore
	11	12/7/03 at New England

MOST PUNT YARDS, OPPONENT

Season	4,313	2011, 45.4 average
Game	475	9/20/98 vs. Pittsburgh

FEWEST PUNTS

Season	40	1982 (9 games)
	52	1967
Game	0	12/17/67 vs. Boston
	0	9/21/97 at Tampa Bay
	0	11/7/10 at Baltimore
	1	17 times, last 12/21/08 at Kansas City

MOST PUNTS, BOTH TEAMS

Season	201	2004
Game	22	12/7/03 at New England



TEAM RECORDS

FEWEST PUNTS, BOTH TEAMS

Season	75	1982
Game	1	10/12/86 vs. Buffalo
	2	9/23/79 vs. Chicago
	2	12/12/88 vs. Cleveland

HIGHEST PUNTING AVERAGE

Season	49.7	2012
x-Game	58.8	9/23/12 vs. N.Y. Jets

HIGHEST PUNTING AVERAGE, OPPONENT

Season	46.7	2008, 61 punts
x-Game	56.7	11/24/13 vs. Carolina

x - minimum 4 punts

PUNT RETURNS

MOST PUNT RETURNS

Season	55	1983, 581 yards
Game	7	10/19/69 at Kansas City
	7	9/19/04 at Cincinnati
	7	11/24/13 vs. Carolina

MOST PUNT RETURN YARDS

Season	581	1983, 55 returns
Game	123	10/19/69 at Kansas City
	123	12/13/93 vs. Pittsburgh

MOST PUNT RETURNS, OPPONENT

Season	50	2015, 526 yards
Game	9	12/12/10 at N.Y. Jets
	8	9/9/66 vs. N.Y. Jets
	8	12/24/05 vs. Tennessee

MOST PUNT RETURN YARDS, OPPONENT

Season	526	2015, 50 returns
Game	115	10/12/80 at New England
	113	11/16/08 vs. Oakland

KICKOFF RETURNS

MOST KICKOFF RETURNS

Season	78	2007, 1,552 yards
Game	9	9/18/66 at Buffalo
	9	9/7/86 at San Diego
	*9	1/12/91 at Buffalo
	*9	1/15/00 at Jacksonville
	9	12/2/07 vs. N.Y. Jets

MOST KICKOFF RETURN YARDS

Season	1,739	2009, 75 returns
Game	299	11/1/09 at N.Y. Jets
	245	12/5/71 at New England

MOST KICKOFF RETURNS, OPPONENT

Season	85	1995, 1,782 yards
Game	9	11/24/77 at St. Louis
	9	9/3/95 vs. N.Y. Jets

MOST KICKOFF RETURN YARDS, OPPONENT

Season	1,782	1995, 85 returns
Game	251	12/12/94 vs. Kansas City
	248	9/21/08 at New England

SACKS

MOST SACKS

Season	49.0	1983, 363 yards
	49.0	2005, 375 yards
	48.0	2000, 270 yards
Game	9.0-59.0	10/21/73 vs. Buffalo
	8.0-61.0	9/20/81 at Houston
	8.0-57.0	9/13/98 vs. Buffalo
	8.0-47.0	12/6/98 at Oakland
	8.0-34.0	11/28/04 at San Francisco
	8.0-53.0	11/23/06 at Detroit
	8.0-55.0	9/30/12 at Arizona

FEWEST SACKS

Season	16.0	1966, 180 yards
---------------	------	-----------------

MOST SACKS, OPPONENT

Season	58.0	2013, 399 yards
	53.0	1969, 481 yards
	52.0	1968, 441 yards
	52.0	2004, 326 yards
	52.0	2011, 334 yards
Game	9.0-53.0	10/17/99 at New England
	9.0-60.0	12/11/11 vs. Philadelphia

FEWEST SACKS, OPPONENT

Season	7.0	1988, 41 yards
---------------	-----	----------------

MOST CONSECUTIVE GAMES WITH NO SACKS ALLOWED

19 5th through 16th in 1988 and 1st through 7th in 1989

MOST SACKS, BOTH TEAMS

Season	100.0	2013, 671 yards
	93.0	2011, 573 yards

FEWEST SACKS, BOTH TEAMS

Season	31.0	1988, 208 yards
---------------	------	-----------------

FUMBLES

MOST FUMBLES

Season	42	2004
Game	8	12/9/07 at Buffalo
	7	10/6/96 vs. Seattle

MOST FUMBLES LOST

Season	20	1985
Game	5-5	9/25/83 vs. Kansas City
	*6-5	1/15/00 at Jacksonville
	4-4	10/15/67 at Boston
	5-4	11/15/70 vs. New Orleans
	4-4	9/19/71 at Denver
	*5-4	1/12/86 vs. New England
	4-4	9/7/86 at San Diego
	5-4	10/18/90 vs. New England
	4-4	12/27/98 at Atlanta

FEWEST FUMBLES

Season	12	2000
---------------	----	------



TEAM RECORDS

MOST FUMBLES, OPPONENT

Season	38	1971
	38	1983
Game	7	11/7/71 vs. Buffalo
	7	9/18/77 at Buffalo
	7	10/23/83 at Baltimore
	7	12/4/94 vs. Buffalo

MOST FUMBLES LOST, OPPONENT

Season	21	1971, 1978
---------------	----	------------

TAKEAWAY/GIVEAWAY

BEST RATIO

Season	+23	1978, 53 TAs, 30 GAs
	+18	1972, 46 TAs, 28 GAs
	+17	1983, 44 TAs, 27 GAs
	+17	2008, 30 TAs, 13 GAs

WORST RATIO

Season	-18	1989, 23 TAs, 41 GAs
	-17	2004, 25 TAs, 42 GAs
	-14	2017, 15 TAs, 29 GAs

MOST TAKEAWAYS

Season	53	1978, 21 FRs, 32 INTs
	46	1966, 15 FRs, 31 INTs
	46	1972, 20 FRs, 26 INTs

FEWEST TAKEAWAYS

Season	15	2017, 6 FRs, 9 INTs
	16	2012, 6 FRs, 10 INTs
	16	2015, 3 FRs, 13 INTs
	19	2010, 8 FRs, 11 INTs
	21	1991, 9 FRs, 12 INTs
	21	2009, 6 FRs, 15 INTs

MOST TAKEAWAYS, OPPONENT

Season	44	1967, 16 FRs, 28 INTs
	42	1966, 10 FRs, 32 INTs
	42	1969, 13 FRs, 29 INTs
	42	1980, 16 FRs, 26 INTs
	42	2004, 16 FRs, 26 INTs

FEWEST TAKEAWAYS, OPPONENT

Season	13	2008, 6 FRs, 7 INTs
	19	2015, 7 FRs, 12 INTs
	20	1997, 8 FRs, 12 INTs
	23	1971, 13 FRs, 10 INTs
	23	1976, 8 FRs, 15 INTs
	23	1982, 10 FRs, 13 INTs
	23	2014, 11 FRs, 12 INTs
	23	2016, 8 FRs, 15 INTs

BLOCKED PUNTS

MOST PUNTS

Season	3	2014
	2	1972, 1973, 1974, 1978, 1991, 1996, 2011

ALL-TIME LEADERS

(**boldface** indicates active player)

RUSHING

	PLAYER	YEARS	NO.	YDS.	AVG.	LG	TD
1.	Larry Csonka	1968-74, 1979	1,506	6,737	4.5	54t	53
2.	Ricky Williams	2002-03, 2005, 2007-10	1,509	6,436	4.3	68t	48
3.	Ronnie Brown	2005-10	1,128	4,815	4.3	65t	36
4.	Mercury Morris	1969-75	754	3,877	5.1	70t	29
5.	Jim Kiick	1968-74	997	3,644	3.7	56	28
6.	Tony Nathan	1979-87	732	3,543	4.8	46	16
7.	Karim Abdul-Jabbar	1996-99	888	3,063	3.4	45	33
8.	Lamar Miller	2012-15	638	2,930	4.6	97t	19
9.	Mark Higgs	1990-94	702	2,648	3.8	31	14
10.	Delvin Williams	1978-80	643	2,632	4.1	65	13
11.	Andra Franklin	1981-84	622	2,232	3.6	29	22
12.	Benny Malone	1974-78	503	2,129	4.2	66t	16
13.	Lamar Smith	2000-01	622	2,107	3.4	68t	20
14.	Reggie Bush	2011-12	443	2,072	4.7	76t	12
15.	Bernie Parmalee	1992-98	513	1,959	3.8	47t	15
16.	Lorenzo Hampton	1985-89	500	1,949	3.9	54t	22
17.	Jay Ajayi	2015-17	447	1,924	4.3	62t	9
18.	Sammie Smith	1989-91	509	1,787	3.5	33	15
19.	Woody Bennett	1980-88	419	1,744	4.2	25	9
20.	Don Nottingham	1973-77	365	1,524	4.2	56	25
21.	Norm Bulaich	1975-79	340	1,498	4.4	63	17
22.	Daniel Thomas	2011-14	409	1,480	3.6	55	10
23.	Gary Davis	1976-79	317	1,389	4.4	65t	7
24.	Troy Stradford	1987-90	343	1,332	3.9	51	10
25.	Travis Minor	2001-06	277	1,133	4.1	56t	8
26.	Ron Davenport	1985-89	274	1,127	4.1	64	13



ALL-TIME LEADERS

RUSHING						
PLAYER	YEARS	NO.	YDS.	AVG.	LG	TD
27. Ryan Tannehill	2012-17	216	1,065	4.9	48	6
28. Terry Kirby	1993-95	287	1,037	3.6	38	9
29. Bob Griese	1967-80	261	994	3.8	35	7
30. Sammy Morris	2004-06	240	981	4.1	55	8
31. Irving Spikes	1994-97	252	934	3.7	49	8
32. Leroy Harris	1977-78	214	929	4.3	77t	6
33. Jay Fiedler	2000-04	201	834	4.1	30	11
34. Kenyan Drake	2016-17	166	823	5.0	66t	5
35. David Woodley	1980-83	173	771	4.5	29	9
36. J.J. Johnson	1999-01	219	748	3.4	34	5
37. Joe Carter	1984-86	118	589	5.0	35	1
38. Stan Mitchell	1966-70	173	548	3.1	30	4
39. Joe Auer	1966-67	165	544	3.3	41	5
40. Marc Logan	1989-91	140	523	3.7	17	2
41. Jesse Chatman	2005, 2007	128	515	4.0	30	1
42. John Avery	1998-99	143	503	3.5	44	2
43. Damien Williams	2014-17	133	477	3.6	69	3
44. Bobby Humphrey	1992	102	471	4.6	21	1
45. Hubert Ginn	1970-75	101	415	4.1	46	3
46. Cecil Collins	1999	131	414	3.2	25t	2
47. David Overstreet	1983	85	392	4.6	44	1
48. Keith Byars	1993-96	98	377	3.8	77t	6
49. Chris Chambers	2001-07	41	355	8.7	61	0
50. Sam Price	1966-68	82	313	3.8	38	1
51. Abner Haynes	1967	56	274	4.9	65t	2
52. Lousaka Polite	2008-10	86	270	3.1	14	1
53. Cookie Gilchrist	1966	72	262	3.6	22	0
54. Terry Robiskie	1980-81	78	250	3.2	36	2
55. Nat Moore	1974-86	40	249	6.2	36	1
56. Steve Howell	1979-81	68	235	3.4	23	1
57. Billy Joe	1966	71	232	3.3	14	0
58. Charles Leigh	1971-74	48	228	4.8	34t	1
59. Tom Vigorito	1981-85	54	215	4.0	33t	2
Stan Winfrey	1975-77	55	215	3.9	13	1
61. Stanley Pritchett	1996-99	63	211	3.3	25	2
62. Eddie Hill	1981-84	52	209	4.0	24	1
63. Autry Denson	1999-00	59	206	3.5	20	0
64. Ronald Scott	1987	47	199	4.2	24	3
65. Jack Harper	1967-68	41	197	4.8	37t	1
66. Chad Henne	2008-11	66	196	3.0	20	2
67. Freddie Solomon	1975-77	14	190	13.6	59t	1
68. Jerris McPhail	1996-97	23	174	7.6	71t	1
69. James McKnight	2001-03	15	172	11.5	68t	1
70. Patrick Cobbs	2006-10	37	171	4.6	44	2
71. Paul Warfield	1970-74	16	166	10.4	39	0
72. Pete Johnson	1984	68	159	2.3	9	9
Larry Seiple	1967-77	16	159	9.9	34	0
74. Knowshon Moreno	2014	31	148	4.8	15	1
75. Jim Jensen	1981-92	26	142	5.5	23	0
76. Leonard Henry	2002-04	46	141	3.1	53	0
77. George Wilson	1966	27	137	5.1	37	0
78. Thurman Thomas	2000	28	136	4.9	25	0
79. Rick Casares	1966	43	135	3.1	10	0
80. Ray Lucas	2001-02	44	132	3.0	17	3
81. Tony Paige	1990-92	49	131	2.7	11	3
82. Lex Hilliard	2009-11	39	130	3.3	18	2
83. Lorenzo Booker	2007	28	125	4.5	22	0
84. Ted Ginn, Jr.	2007-09	16	124	7.8	40t	2
Damon Huard	1997-00	28	124	4.4	25	0
86. Jonas Gray	2015	31	122	3.9	16	0
87. Earl Morrall	1972-76	23	122	5.2	31t	1
88. Jarvis Landry	2014-17	26	119	4.6	22t	1



ALL-TIME LEADERS

RUSHING							
PLAYER	YEARS	NO.	YDS.	AVG.	LG	TD	
89.	Rob Konrad	1999-04	38	114	3.0	18t	1
90.	Aaron Craver	1991-94	29	110	3.8	19	1
91.	Cleo Lemon	2005-07	34	109	3.2	11	4
92.	Mark Clayton	1983-92	14	108	7.7	30	0
	Gene Milton	1968-69	9	108	12.0	34	0
94.	Robert Edwards	2002	20	107	5.4	19	1
95.	Samkon Gado	2007	35	104	3.0	20t	3
96.	Scott Secules	1989-91	16	103	6.4	17	1
97.	Scott Mitchell	1990-93	29	99	3.4	32	0
98.	Kyle Mackey	1987	17	98	5.8	17	2
99.	Dan Marino	1983-99	301	87	0.3	15	9
100.	Pat White	2009	21	81	3.9	33	0
101.	George Chesser	1966-67	18	77	4.3	19	0
102.	Tyler Thigpen	2009-10	14	74	5.3	12	0
103.	Frank Jackson	1966-67	3	70	23.3	48	0
104.	Chad Pennington	2008-10	33	69	2.1	16	1
105.	Matt Moore	2011-17	46	66	1.4	16	2
106.	Brian Hartline	2009-14	7	65	9.3	30	1
	Larry Izzo	1996-00	2	65	32.5	39	0
108.	Lamar Gordon	2004	35	64	1.8	11	0
	Steve Slaton	2011	17	64	3.8	28	1
110.	Gus Frerotte	2005	27	61	2.3	14	0
	Bob Torrey	1979	13	61	4.7	17	1
112.	Clarence Bailey	1987	10	55	5.5	13	0
	Arian Foster	2016	22	55	2.5	9	0
114.	Brock Forsey	2004	19	53	2.8	15	0
115.	O.J. McDuffie	1993-01	15	49	3.3	12	0
	Mike Wallace	2013-14	7	49	7.0	13	0
117.	Jim Braxton	1978	20	48	2.4	15	2
118.	Nick Giaquinto	1980-81	8	47	5.9	20	0
119.	Mark Konecny	1987	6	46	7.7	19	0
120.	John Tagliaferri	1987	13	45	3.5	7	1
121.	Lawrence Phillips	1997	18	44	2.4	8	0
122.	Bernie Kosar	1994-96	9	42	4.7	17	1
123.	Rickey Isom	1987	9	41	4.6	8	1
	Rick Norton	1966-69	19	41	2.2	13	0
125.	James Saxon	1992-94	17	36	2.1	9	0
126.	Duriel Harris	1976-83, 1985	3	33	11.0	20	0
	Matt Turk	2000-01, 2003-04	4	33	8.3	23	0
128.	Jay Cutler	2017	19	32	1.7	9	0
	Trent Green	2007	7	32	4.6	23	0
130.	Rich Diana	1982	8	31	3.9	7	0
131.	Davone Bess	2008-12	7	30	4.3	13	0
	Senorise Perry	2017	8	30	3.8	12	0
133.	Tom Brown	1987-89	16	29	1.8	6	0
134.	Lee Suggs	2006	6	26	4.3	7	0
	Marcus Thigpen	2012-13	7	26	3.7	9	0
136.	Marlon Moore	2010-13	2	25	12.5	16	0
137.	Craig Erickson	1996-98	15	24	1.6	12	0
	Joey Harrington	2006	19	24	1.3	7	0
	John Stofa	1966-67, 1969-70	7	24	3.4	14	1
140.	Marty Booker	2004-07	6	23	3.8	18	0
141.	Isaiah Pead	2016	8	22	2.8	4	0
142.	Joe Cribbs	1988	5	21	4.2	11	0
	Mike Gillislee	2013-14	6	21	3.5	6	0
	Dedric Ward	2001-02	2	21	10.5	16	0
145.	Daunte Culpepper	2006	10	20	2.0	7	1
	Don Strock	1974-87	51	20	0.4	18	2
147.	Brandon Marshall	2010-11	3	16	5.3	13	0
148.	Charles Clay	2011-14	7	15	2.1	13	1
	Brian Griese	2003	5	15	3.0	9	0
150.	MarQueis Gray	2016-17	5	14	2.8	5	0



ALL-TIME LEADERS

RUSHING							
PLAYER	YEARS	NO.	YDS.	AVG.	LG	TD	
	Garrett Limbrick	1990	5	14	2.8	5	0
152.	A.J. Feeley	2004-05	14	13	0.9	7t	1
	Jakeem Grant	2016-17	4	13	3.3	7	0
	Jovorskie Lane	2012	13	13	1.0	4	2
	Tom Orosz	1981-82	1	13	13.0	13	0
	Gary Tucker	1968	4	13	3.3	7	0
157.	John Beck	2007-08	9	12	1.3	8	1
	Marlin Briscoe	1972-74	3	12	4.0	17	0
	Charles Jordan	1996-98	3	12	4.0	16	0
	Ron Moore	1998	4	12	3.0	4	0
161.	Terry Anderson	1977-78	1	11	11.0	11	0
	Terry Cole	1971	3	11	3.7	4	0
	Cleveland Gary	1994	7	11	1.6	4	0
164.	Nuu Faaola	1989	2	10	5.0	5	0
	Pete Roth	1987	3	10	3.3	9	0
166.	LaMichael James	2014-15	3	9	3.0	5	0
	Vick King	2004	4	9	2.3	3	0
168.	David Fales	2017	4	8	2.0	3	1
	Randy McMichael	2002-06	1	8	8.0	8	0
170.	Jimmy Hines	1969	1	7	7.0	7	0
	John Kidd	1994-97	2	7	3.5	4	0
	Hendrick Lusk	1998	1	7	7.0	7	0
	Rishard Matthews	2012-15	2	7	3.5	4	0
174.	Kevin Curtis	2010	1	6	6.0	6	0
	Todd Doxzon	1998	2	6	3.0	3	0
	Craig Ellis	1986	3	6	2.0	2	0
	Tony Martin	1989-93, 1999-00	4	6	1.5	8	0
	Dick Wood	1966	5	6	1.2	7	1
179.	Reagan Mauia	2007	4	5	1.3	3	0
	Sage Rosenfels	2002-05	9	5	0.6	12	0
	Kory Sheets	2009-10	1	5	5.0	5	0
	Don Testerman	1980	1	5	5.0	5	0
	Wes Welker	2004-06	1	5	5.0	5	0
	Robert Wilson	1994-96	2	5	2.5	5	0
185.	Clyde Gates	2011	1	4	4.0	4	0
	Nate Jacquet	1998-99	1	4	4.0	4	0
187.	Fred Banks	1987-93	1	3	3.0	3	0
	Chris Clemons	2009-13	1	3	3.0	3	0
	Larry Cowan	1982	1	3	3.0	3	0
	Roosevelt Potts	1997	1	3	3.0	3	0
	Leslie Shepherd	2000	4	3	0.8	14	0
192.	Orleans Darkwa	2014	4	2	0.5	7	0
	Bruce Hardy	1978-89	1	2	2.0	2	0
	Larry Johnson	2011	1	2	2.0	2	0
	Ray Nealy	1997	1	2	2.0	2	0
	Greg Camarillo	2007-09	2	1	0.5	6	0
	JP Losman	2011	2	1	0.5	1	0
198.	Matt Darr	2015-16	1	0	0.0	0	0
	Jim Del Gaizo	1972, 1975	1	0	0.0	0	0
	Heath Evans	2005	1	0	0.0	0	0
	Brandon Fields	2007-14	3	0	0.0	0	0
	Kim Hammond	1968	1	0	0.0	0	0
	Clayton Heath	1976	1	0	0.0	0	0
	Donnie Jones	2005-06	2	0	0.0	0	0
	Barry Pryor	1969-70	2	0	0.0	5	0
206.	Doug Pederson	1993	2	-1	-0.5	5	0
207.	Obafemi Ayanbadejo	2003	1	-2	-2.0	-2	0
	Guy Benjamin	1978-79	1	-2	-2.0	-2	0
	Bert Emanuel	2000	3	-2	-0.7	0	0
	Mike Michel	1977	1	-2	-2.0	-2	0
	Doug Moreau	1966-69	1	-2	-2.0	-2	0
	Scott Zolak	1999	2	-2	-1.0	-1	0



ALL-TIME LEADERS

RUSHING

	PLAYER	YEARS	NO.	YDS.	AVG.	LG	TD
213.	Jack Clancy	1967-69	3	-4	-1.3	2	0
	Steve DeBerg	1993	4	-4	-1.0	-1	0
	Irving Fryar	1993-95	3	-4	-1.3	2	0
216.	Olindo Mare	1997-06	1	-5	-5.0	-5	0
217.	George Roberts	1978-80	1	-7	-7.0	-7	0
218.	Reggie Roby	1983-92	5	-8	-1.6	0	0
219.	George Mira	1971	6	-9	-1.5	3	0
220.	Mark Dupre	1982-92	1	-10	-10.0	-10	0
221.	Ferrell Edmunds	1988-92	2	-15	-7.5	-4	0
222.	Karl Noonan	1966-71	2	-20	-10.0	-9	0

PASSING

	PLAYER	YEARS	ATT.	COMP.	YDS.	PCT.	TD	INT	RATE
1.	Dan Marino	1983-99	8,358	4,967	61,361	59.4	420	252	86.4
2.	Bob Griese	1967-80	3,429	1,926	25,092	56.2	192	172	77.1
3.	Ryan Tannehill	2012-17	2,637	1,653	18,455	62.7	106	66	86.5
4.	Jay Fiedler	2000-04	1,603	936	11,040	58.4	66	63	76.8
5.	Chad Henne	2008-11	1,065	646	7,114	60.7	31	37	75.7
6.	David Woodley	1980-83	961	508	5,928	52.9	34	42	65.4
7.	Don Strock	1974-87	688	388	4,613	56.4	39	37	73.5
8.	Matt Moore	2011-17	591	359	4,298	60.7	29	19	86.0
9.	Chad Pennington	2008-10	552	373	4,085	67.6	20	9	94.5
10.	Gus Frerotte	2005	494	257	2,996	52.0	18	13	71.9
11.	Jay Cutler	2017	429	266	2,666	62.0	19	14	80.8
12.	Earl Morrall	1972-76	284	153	2,335	53.9	17	17	76.2
13.	Joey Harrington	2006	388	223	2,236	57.5	12	15	68.2
14.	Cleo Lemon	2005-07	377	211	2,185	56.0	8	7	72.2
15.	A.J. Feeley	2004-05	356	191	1,893	53.7	11	15	61.7
16.	Scott Mitchell	1990-93	241	135	1,805	56.0	12	9	81.0
17.	Rick Norton	1966-69	377	156	1,751	41.4	6	30	28.1
18.	Damon Huard	1997-00	288	170	1,691	59.0	9	8	74.6
19.	Steve DeBerg	1993	188	113	1,521	60.1	6	7	81.0
20.	Ray Lucas	2001-02	163	94	1,090	57.7	4	6	70.8
21.	Dick Wood	1966	230	83	993	36.1	4	14	30.6
22.	Trent Green	2007	141	85	987	60.3	5	7	72.6
	Bernie Kosar	1994-96	152	105	987	69.1	5	6	81.2
24.	Craig Erickson	1996-98	127	68	945	53.5	4	3	78.4
25.	Daunte Culpepper	2006	134	81	929	60.4	2	3	77.0
26.	John Stofa	1966-67, 1969-70	135	61	862	45.2	7	6	65.1
27.	Brian Griese	2003	130	74	813	56.9	5	6	69.2
28.	Sage Rosenfels	2002-05	109	54	776	49.5	6	6	68.4
29.	George Wilson, Jr.	1966	112	46	764	41.1	5	10	42.4
30.	Kyle Mackey	1987	109	57	604	52.3	3	5	58.8
31.	John Beck	2007-08	107	60	559	56.1	1	3	62.0
32.	Tyler Thigpen	2009-10	70	37	518	52.9	3	4	67.4
33.	Scott Secules	1989-92	70	33	393	47.1	2	5	44.5
34.	David Fales	2017	43	29	265	67.4	1	1	82.0
35.	Jim Del Gaizo	1972, 1975	9	5	165	55.6	2	1	100.5
36.	George Mira	1971	30	11	159	36.7	1	1	51.9
37.	Ron Jaworski	1987-88	14	9	123	64.3	1	0	116.1
38.	Guy Benjamin	1978-79	12	9	119	75.0	1	1	99.0
39.	Kim Hammond	1968	26	13	116	50.0	0	2	30.3
40.	Jim Jensen	1981-92	7	4	102	57.1	2	0	141.4
41.	Marlin Briscoe	1972-74	4	3	72	75.0	0	0	116.7
42.	Larry Seiple	1967-77	3	3	69	100.0	0	0	118.8
43.	Ronnie Brown	2005-10	12	4	63	33.3	2	0	91.3
44.	Tony Nathan	1979-87	8	4	61	50.0	1	0	115.1
45.	JP Losman	2011	10	6	60	60.0	0	0	77.1
46.	Marty Booker	2004-07	3	1	48	33.3	0	0	81.9
	Mark Clayton	1983-92	2	1	48	50.0	1	1	95.8
48.	Doug Pederson	1993	8	4	41	50.0	0	0	65.1



ALL-TIME LEADERS

PASSING									
PLAYER	YEARS	ATT.	COMP.	YDS.	PCT.	TD	INT	RATE	
49.	Jim Kiick	1968-74	3	2	38	66.7	0	0	109.7
50.	Terry Kirby	1993-95	1	1	31	100.0	1	0	158.3
	Nat Moore	1974-86	2	1	31	50.0	0	0	95.8
52.	Jack Clancy	1967-69	1	1	17	100.0	0	0	118.8
53.	Eddie Hill	1981-84	2	1	14	50.0	0	0	72.9
54.	Keith Byars	1993-96	2	1	11	50.0	1	0	106.3
	Archie Roberts	1967	10	5	11	50.0	0	1	16.7
56.	Jarvis Landry	2014-17	3	1	9	33.3	0	0	42.4
57.	Scott Stankavage	1987	7	4	8	57.1	0	1	22.6
58.	Troy Stradford	1987-90	2	1	6	50.0	0	0	56.3
59.	Brandon Fields	2007-14	1	0	0	0.0	0	0	39.6
	MarQueis Gray	2016-17	1	0	0	0.0	0	0	39.6
	Matt Haack	2017	1	0	0	0.0	0	0	39.6
	Bruce Hardy	1978-89	1	0	0	0.0	0	0	39.6
	Booth Lusteg	1967	1	0	0	0.0	0	0	39.6
	Brandon Marshall	2010-11	1	0	0	0.0	0	0	39.6
	Tony Martin	1989-93, 99-00	1	0	0	0.0	0	0	39.6
	Dan McGwire	1995	1	0	0	0.0	0	0	39.6
	Lamar Smith	2000-01	1	0	0	0.0	0	0	39.6
	Freddie Solomon	1975-77	1	0	0	0.0	0	0	39.6
	Mike Wallace	2013-14	1	0	0	0.0	0	0	39.6
	Pat White	2009	5	0	0	0.0	0	0	39.6
	Delvin Williams	1978-80	3	0	0	0.0	0	0	39.6
	Ricky Williams	2002-03, 2005, 2007-10	1	0	0	0.0	0	1	0.0
	Scott Zolak	1999	4	0	0	0.0	0	0	39.6

RECEIVING							
PLAYER	YEARS	NO.	YDS.	AVG.	LG	TD	
1.	Mark Clayton	1983-92	550	8,643	15.7	78t	81
2.	Mark Duper	1982-92	511	8,869	17.4	85t	59
3.	Nat Moore	1974-86	510	7,546	14.8	79t	74
4.	O.J. McDuffie	1993-01	415	5,074	12.2	61t	29
5.	Chris Chambers	2001-07	405	5,688	14.0	77t	43
6.	Jarvis Landry	2014-17	400	4,038	10.1	71	22
7.	Tony Nathan	1979-87	383	3,592	9.4	73	16
8.	Davone Bess	2008-12	321	3,447	10.7	41	12
9.	Brian Hartline	2009-14	298	4,243	14.2	80t	12
10.	Randy McMichael	2002-06	283	3,096	10.9	46	18
11.	Duriel Harris	1976-83, 1985	269	4,534	16.9	64t	18
12.	Bruce Hardy	1978-89	256	2,455	9.6	31	25
13.	Jim Jensen	1981-92	229	2,171	9.5	31	19
14.	Oronde Gadsden	1998-03	227	3,252	14.3	62	22
15.	Jim Kiick	1968-74	221	2,210	10.0	53t	3
16.	Howard Twilley	1966-76	212	3,064	14.5	44	23
17.	Tony Martin	1989-93, 1999-00	202	3,152	15.6	80t	14
18.	Irving Fryar	1993-95	199	3,190	16.0	67t	20
19.	Ricky Williams	2002-03, 2005, 2007-10	197	1,431	7.3	59	6
20.	Marty Booker	2004-07	194	2,627	13.5	60t	11
21.	Anthony Fasano	2008-12, 2017	189	2,211	11.7	35t	24
22.	Ronnie Brown	2005-10	184	1,491	8.1	43	2
23.	Brandon Marshall	2010-11	167	2,228	13.3	65t	9
24.	Keith Byars	1993-96	166	1,433	8.6	34	10
25.	Charles Clay	2011-14	161	1,809	11.2	67	14
26.	Troy Stradford	1987-90	159	1,373	8.6	36	2
27.	Paul Warfield	1970-74	156	3,355	21.5	86t	33
28.	Terry Kirby	1993-95	155	1,646	10.6	47	6
29.	Keith Jackson	1992-94	146	1,880	12.9	57t	18
30.	Bernie Parmalee	1992-98	144	1,306	9.1	35	3
31.	Mike Wallace	2013-14	140	1,792	12.8	57	15
	Tony Paige	1990-92	140	1,115	8.0	30	6
33.	DeVante Parker	2015-17	139	1,908	13.7	56t	8



ALL-TIME LEADERS

RECEIVING							
PLAYER	YEARS	NO.	YDS.	AVG.	LG	TD	
34.	Karl Noonan	1966-71	136	1,798	13.2	51t	17
35.	Ted Ginn, Jr.	2007-09	128	1,664	13.0	64	5
36.	Kenny Stills	2015-17	127	2,013	15.9	74t	18
	Troy Drayton	1996-99	127	1,511	11.9	51	8
38.	Lorenzo Hampton	1985-89	123	954	7.8	39t	6
39.	Jim Mandich	1970-77	121	1,406	11.6	44	23
40.	Ferrell Edmunds	1988-92	117	1,612	13.8	80t	10
	Lamar Miller	2012-15	117	887	7.6	54t	3
42.	Greg Camarillo	2007-09	113	1,325	11.7	64t	4
43.	Joe Rose	1980-85	112	1,493	13.3	50	13
44.	Rob Konrad	1999-04	111	854	7.7	25	6
45.	Norm Bulaich	1975-79	109	752	6.9	59t	6
46.	James McKnight	2001-03	107	1,497	14.0	80t	7
	Rishard Matthews	2012-15	107	1,396	13.0	53t	8
48.	Fred Banks	1987-93	99	1,555	15.7	61	8
49.	Stanley Pritchett	1996-99	98	798	8.1	74t	6
50.	Wes Welker	2004-06	96	1,121	11.7	47	1
51.	Dan Johnson	1983-87	94	1,012	10.8	61t	16
52.	Jimmy Cefalo	1978-84	93	1,739	18.7	69t	13
	Ron Davenport	1985-89	93	801	8.6	29	4
54.	Larry Csonka	1968-74, 1979	91	688	7.6	65	4
55.	Mark Ingram	1993-94	88	1,213	13.8	77t	12
	Jack Clancy	1967-69	88	1,157	13.1	50	3
57.	Damien Williams	2014-17	85	733	8.6	58	6
58.	Lamar Thomas	1996-00	81	1,171	14.5	56t	8
59.	Reggie Bush	2011-12	78	588	7.5	34	3
60.	Karim Abdul-Jabbar	1996-99	77	527	6.8	36t	1
61.	Dion Sims	2013-16	74	699	9.4	38	8
	Gary Davis	1976-79	74	592	8.0	34	1
63.	Larry Seiple	1967-77	73	934	12.8	41t	7
	Doug Moreau	1966-69	73	926	12.7	43	6
65.	Delvin Williams	1978-80	70	574	8.2	42	1
66.	Andre Tillman	1975-78	66	757	11.5	37t	6
67.	David Martin	2007-08	65	753	11.6	61t	5
68.	Freddie Solomon	1975-77	61	973	16.0	58t	5
	Lamar Smith	2000-01	61	435	7.1	65t	4
70.	Brandon Gibson	2013-14	59	621	10.5	46	4
	Tom Vigorito	1981-85	59	439	7.4	31t	2
72.	James Pruitt	1986-88, 1990-91	58	942	16.2	37	8
73.	Marlin Briscoe	1972-74	57	858	15.1	53	7
74.	Daniel Thomas	2011-14	55	412	7.5	32	3
75.	Jerris McPhail	1996-97	54	544	10.1	52	1
	Bobby Humphrey	1992	54	507	9.4	26	1
77.	Fred Barnett	1996-97	53	728	13.7	66	4
	Derek Hagan	2006-08	53	645	12.2	24	3
79.	Sammy Morris	2004-06	51	340	6.7	44	0
80.	Travis Minor	2001-06	50	353	7.1	29	1
81.	Derrius Thompson	2003-04	49	718	14.7	36	4
82.	Jay Ajayi	2015-17	48	308	6.4	20	0
	Marv Fleming	1970-74	48	523	10.9	36	4
84.	Mercury Morris	1969-75	46	491	10.7	50	1
85.	Justin Peelle	2006-07	45	344	7.6	35	3
86.	Eric Green	1995	43	499	11.6	31t	3
	Jordan Cameron	2015-16	43	446	10.4	29	4
88.	Stan Mitchell	1966-70	42	533	12.7	48	5
89.	Julius Thomas	2017	41	388	9.5	27	3
	Kenyan Drake	2016-17	41	285	7.0	47	1
91.	Joe Auer	1966-67	40	481	12.0	68t	6
	Dedric Ward	2001-02	40	381	9.5	22	0
93.	Ed Perry	1997-04	39	308	7.9	46	2
	Woody Bennett	1980-89	39	295	7.6	27	3
95.	Gary Clark	1995	37	525	14.2	42t	2



ALL-TIME LEADERS

RECEIVING							
PLAYER	YEARS	NO.	YDS.	AVG.	LG	TD	
	Mark Higgs	1990-94	37	294	7.9	21	0
97.	Charles Jordan	1996-98	36	640	17.8	44t	3
98.	Leslie Shepherd	2000	35	446	12.7	46t	4
99.	Jed Weaver	2000-02	34	469	13.8	41	5
100.	Randal Hill	1991, 1995-96	33	669	20.3	61	4
101.	Patrick Cobbs	2006-10	32	409	12.8	80t	4
	Sammie Smith	1989-91	32	310	9.7	53t	1
	Aaron Craver	1991-94	32	304	9.5	28	0
	Leroy Harris	1977-78	32	240	7.5	57	0
	James Saxon	1992-94	32	192	6.0	25	0
106.	Nick Giaquinto	1980-81	31	230	7.4	25	2
107.	Greg Baty	1990-94	30	377	12.6	32	4
108.	J.J. Johnson	1999-01	29	182	6.3	17	0
	Lousaka Polite	2008-10	29	136	4.7	14	0
110.	Lorenzo Booker	2007	28	237	8.5	22	0
111.	Andre Brown	1989-90	27	459	17.0	48t	5
	Dave Kocourek	1966	27	320	11.9	43	2
	Jesse Chatman	2005, 2007	27	161	6.0	22	0
114.	Bo Roberson	1966	26	519	20.0	80t	2
	Lex Hilliard	2009-11	26	210	8.1	18	2
116.	Frank Jackson	1966-67	25	439	17.6	48	3
	Don Nottingham	1973-77	25	213	8.5	29	0
	Ronnie Lee	1979-82, 1984-89	25	167	6.7	41	3
119.	Irving Spikes	1994-97	24	185	7.7	24	2
120.	Gene Milton	1968-69	21	322	15.3	49	1
	Mike Williams	1992-95	21	292	13.9	29	0
	Scott Miller	1991-96	21	274	13.0	27	1
	Joey Haynos	2008-09	21	184	8.8	21	3
124.	Bryan Gilmore	2004-05	20	311	15.6	44t	2
	Donald Lee	2003-04	20	220	11.0	25	2
126.	Scott Schwedes	1987-90	19	370	19.5	65t	2
	Brett Perriman	1997	19	309	16.3	26	1
	Greg Jennings	2015	19	208	10.9	31	1
129.	Otto Stowe	1971-72	18	344	19.1	49	3
	Marlon Moore	2010-13	18	300	16.7	57t	2
	Yatil Green	1997-99	18	234	13.0	27	0
	Autry Denson	1999-00	18	133	7.4	28	0
	Robert Edwards	2002	18	126	7.0	14	1
	Hunter Goodwin	1999-01	18	118	6.6	14	1
	Eddie Hill	1981-84	18	106	5.9	16	1
136.	Benny Malone	1974-78	17	234	13.8	43	0
137.	Thurman Thomas	2000	16	117	7.3	15	1
	Abner Haynes	1967	16	100	6.3	22	0
139.	MarQueis Gray	2016-17	15	184	12.3	53	0
140.	Tom Brown	1987-89	14	123	8.8	23	0
141.	Jakeem Grant	2016-17	13	203	15.6	65t	2
	Billy Joe	1966	13	116	8.9	67	1
	Cookie Gilchrist	1966	13	110	8.5	22	1
	Lamar Gordon	2004	13	74	5.7	25	0
	Terry Robiskie	1980-81	13	60	4.6	15	0
146.	John Tagliaferri	1987	12	117	9.8	27	0
	Marc Logan	1989-91	12	88	7.3	12	0
	Obafemi Ayanbadejo	2003	12	53	4.4	12	0
149.	Jack Harper	1967-68	11	212	19.3	40	3
	John Roderick	1966-67	11	156	14.2	64	1
	Jim Cox	1968	11	147	13.4	30	0
	Jovorskie Lane	2012	11	79	7.2	24	1
	Joe Carter	1984-86	11	66	6.0	15	0
154.	Preston Carpenter	1966	10	127	12.7	42	0
	Leonte Carroo	2016-17	10	98	9.8	21	1
	Steve Howell	1979-81	10	70	7.0	13	0
	Sam Price	1966-68	10	70	7.0	27	1



ALL-TIME LEADERS

RECEIVING							
PLAYER	YEARS	NO.	YDS.	AVG.	LG	TD	
	John Avery	1998-99	10	67	6.7	19t	1
159.	Nate Jacquet	1998-99	9	140	15.6	29	0
	Marcus Thigpen	2012-13	9	112	12.4	50	1
	Leland Douglas	1987	9	92	10.2	17	1
162.	Jeff Ogden	2000-01	8	97	12.1	18	1
	Cris Carter	2002	8	66	8.3	15	1
	Lawrence Sampleton	1987	8	64	8.0	19	0
	David Overstreet	1983	8	55	6.9	20	2
	Lorenzo Diamond	2005	8	54	6.8	18	0
	Rick Casares	1966	8	45	5.6	20	1
168.	Bert Emanuel	2000	7	132	18.9	53t	1
	Eddie Chavis	1987	7	108	15.4	27	0
	Loaird McCreary	1976-78	7	88	12.6	30	3
	Brian Manning	1997	7	85	12.1	21	0
	Bill Cronin	1966	7	83	11.9	21	1
	Michael Egnew	2012-13	7	69	9.9	14	0
	Willie Richardson	1970	7	67	9.6	27	1
	Dominique Jones	2016	7	61	8.7	24	1
176.	Vince Heflin	1982-85	6	98	16.3	46t	1
	Arian Foster	2016	6	78	13.0	50	0
	Jonas Gray	2015	6	72	12.0	25	0
	Armon Binns	2012-13	6	67	11.2	21	0
	Roberto Wallace	2010-11	6	62	10.3	19	0
	Stan Winfrey	1975-77	6	55	9.2	16	1
	David Lewis	1987	6	53	8.8	22	1
	Hubert Ginn	1970-75	6	47	7.8	23	0
	Cecil Collins	1999	6	32	5.3	12	0
	Mark Konecny	1987	6	26	4.3	10	0
	Andra Franklin	1981-84	6	15	2.5	6	1
187.	Damon Reilly	1987	5	70	14.0	20	0
	Ronnie Williams	1993-95	5	54	10.8	17	0
	Jake Stoneburner	2015	5	47	9.4	13	2
190.	Mel Baker	1974	4	121	30.3	46t	2
	Elmer Bailey	1980-81	4	105	26.3	39	0
	David Boston	2004-05	4	80	20.0	54	0
	Jabar Gaffney	2012	4	68	17.0	30	0
	Brett Carolan	1996	4	48	12.0	21	1
	Jim Braxton	1978	4	47	11.8	19	0
	Samkon Gado	2007	4	47	11.8	35	0
	Tom Boutwell	1969	4	29	7.3	12	0
	Garrett Limbrick	1990	4	23	5.8	9	0
	Heath Evans	2005	4	17	4.3	5	0
	Jamar Martin	2004	4	15	3.8	7	0
	Charles Leigh	1971-74	4	9	2.3	7	0
202.	Robert Clark	1992	3	59	19.7	45	0
	Gene Mingo	1966-67	3	40	13.3	9	0
	Bill Darnall	1968-69	3	38	12.7	13	0
	Orleans Darkwa	2014	3	31	10.3	17	0
	Kory Sperry	2009	3	31	10.3	13	1
	Brandon London	2008	3	30	10.0	14	0
	Roosevelt Potts	1997	3	27	9.0	13	0
	De'Veon Smith	2017	3	27	9.0	13	0
	Ernest Wilford	2008	3	25	8.3	15	0
	Darian Barnes	2005-06	3	22	7.3	13	0
	Gator Hoskins	2014	3	21	7.0	14	0
	Anthony Armstrong	2012	3	12	4.0	7	0
	Leonard Henry	2002-04	3	12	4.0	7	0
	Robert Wilson	1994-96	3	8	2.7	3t	1
216.	Kendall Newson	2003-05	2	55	27.5	37	0
	Ron Sellers	1973	2	54	27.0	42	0
	Mike Caterbone	1987	2	46	23.0	30	0
	Mickey Shuler	2010	2	44	22.0	28	0



ALL-TIME LEADERS

RECEIVING							
PLAYER	YEARS	NO.	YDS.	AVG.	LG	TD	
Desmond Clark	2002	2	42	21.0	26	0	
Jim Mertens	1969	2	26	13.0	15	0	
Jimmy Hines	1969	2	23	11.5	22	0	
Rich Diana	1982	2	21	10.5	13	0	
David Woodley	1980-83	2	21	10.5	15t	1	
A.J. Derby	2017	2	20	10.0	11	0	
Cleveland Gary	1994	2	19	9.5	11	0	
Clyde Gates	2011	2	19	9.5	11	0	
Kevin McKenzie	1999	2	18	9.0	13	0	
Charles Henry	1991	2	17	8.5	9	0	
Brian Kinchen	1988-90	2	15	7.5	12	0	
Deon Dyer	2000-02	2	14	7.0	13	0	
Cliff Russell	2005-06	2	14	7.0	9	0	
Willie Smith	1987	2	13	6.5	8	1	
Ronald Scott	1987	2	7	3.5	5	0	
Reagan Mauia	2007	2	5	2.5	5	0	
Ryan Tannehill	2012-17	2	5	2.5	9	0	
Casey Cramer	2008	2	3	1.5	2t	1	
Bob Torrey	1979	2	3	1.5	8	0	
Barry Pryor	1969-70	2	-3	-1.5	0	0	
Steve Slaton	2011	2	-3	-1.5	-1	0	
241. Bo Rather	1973, 1978	1	39	39.0	39	0	
Wes Matthews	1966	1	20	20.0	20	0	
Tom Beier	1967, 1969	1	19	19.0	19	0	
Legedu Naanee	2012	1	19	19.0	19	0	
Robert Baker	1999-02	1	17	17.0	17	0	
Mike Holmes	1976	1	11	11.0	11	0	
Damian Williams	2014	1	14	14.0	14	0	
Ricky Isom	1987	1	11	11.0	11	0	
Keith Sims	1990-97	1	9	9.0	9	0	
Knowshon Moreno	2014	1	8	8.0	8	0	
Dick Anderson	1968-77	1	8	8.0	8	0	
Ronald Bellamy	2004	1	8	8.0	8	0	
Nuu Faaola	1989	1	8	8.0	8	0	
Vick King	2004	1	8	8.0	8	0	
Jeron Mastrud	2011-12	1	8	8.0	8	0	
Vern Den Herder	1971-82	1	7	7.0	7t	1	
Aaron Halterman	2007	1	7	7.0	7	0	
Kevin Curtis	2010	1	6	6.0	6	0	
Lawrence Phillips	1997	1	6	6.0	6	0	
Isaiah Pead	2016	1	6	6.0	6	0	
George Farmer	1987	1	5	5.0	5	0	
George Chesser	1966-67	1	4	4.0	4	0	
Dewayne Dotson	1994-95, 1997	1	4	4.0	4	0	
Doug Easlick	2004	1	4	4.0	4	0	
Seniorise Perry	2017	1	3	3.0	3	0	
Alex Holmes	2005	1	2	2.0	2	0	
Frank Wainright	1995-98	1	2	2.0	2t	1	
Will Heller	2005	1	1	1.0	1t	1	
Ron Moore	1998	1	1	1.0	1	0	
Damon Huard	1997-00	1	0	0.0	0	0	
Dan Marino	1983-99	1	-6	-6.0	-6	0	
272. Lee Suggs	2006	0	13	-	13	0	
Rex Hadnot	2004-07	0	-2	-	-2	0	
Samson Satele	2007-08, 2014	0	-3	-	-3	0	

SCORING								
PLAYER	YEARS	TD	TDR	TDP	TDRT	FG	PAT	PTS.
1. Olindo Mare	1997-06	0	0	0	0	245	313	1048
2. Garo Yepremian	1970-78	0	0	0	0	165	335	830
3. Pete Stoyanovich	1989-95	0	0	0	0	176	246	774



ALL-TIME LEADERS

SCORING									
PLAYER	YEARS	TD	TDR	TDP	TDRT	FG	PAT	PTS.	
4.	Uwe von Schamann	1979-84	0	0	0	0	101	237	540
5.	Dan Carpenter	2008-12	0	0	0	0	127	154	535
6.	Mark Clayton	1983-92	82	0	81	1	0	0	492
7.	Nat Moore	1974-86	75	1	74	0	0	0	450
8.	Mark Duper	1982-92	59	0	59	0	0	0	354
9.	Larry Csonka	1968-74, 1979	57	53	4	0	0	0	342
10.	Ricky Williams	2002-03, 2005, 2007-10	54	48	6	0	0	0	326#
11.	Fuad Revez	1985-88	0	0	0	0	53	161	320
12.	Chris Chambers	2001-07	43	0	43	0	0	0	260#
13.	Caleb Sturgis	2013-14	0	0	0	0	55	74	239
14.	Ronnie Brown	2005-10	38	36	2	0	0	0	230#
15.	Karim Abdul-Jabbar	1996-99	34	33	1	0	0	0	204
16.	Mercury Morris	1969-75	33	29	1	3	0	0	198
	Tony Nathan	1979-87	33	16	16	1	0	0	198
	Paul Warfield	1970-74	33	0	33	0	0	0	198
19.	O.J. McDuffie	1993-01	32	0	29	3	0	0	194#
20.	Jim Kiick	1968-74	31	28	3	0	0	0	186
21.	Lorenzo Hampton	1985-89	28	22	6	0	0	0	168
22.	Andrew Franks	2015-16	0	0	0	0	29	74	161
23.	Bruce Hardy	1978-89	25	0	25	0	0	0	150
	Don Nottingham	1973-77	25	25	0	0	0	0	150
25.	Jarvis Landry	2014-17	24	1	22	1	0	0	148##
26.	Anthony Fasano	2008-12, 2017	24	0	24	0	0	0	146#
27.	Lamar Smith	2000-01	24	20	4	0	0	0	144
28.	Norm Bulaich	1975-79	23	17	6	0	0	0	138
	Andra Franklin	1981-84	23	22	1	0	0	0	138
	Jim Mandich	1970-77	23	0	23	0	0	0	138
	Howard Twilley	1966-76	23	0	23	0	0	0	138
32.	Oronde Gadsden	1998-03	22	0	22	0	0	0	132
	Lamar Miller	2012-15	22	19	3	0	0	0	132
34.	Irving Fryar	1993-95	20	0	20	0	0	0	124##
35.	Randy McMichael	2002-06	19	0	18	1	0	0	116#
36.	Jim Jensen	1981-92	19	0	19	0	0	0	114
37.	Keith Jackson	1992-94	18	0	18	0	0	0	110#
	Bernie Parmalee	1992-98	18	15	3	0	0	0	110#
39.	Duriel Harris	1976-83, 1985	18	0	18	0	0	0	108
	Kenny Stills	2015-17	18	0	18	0	0	0	108
41.	Ron Davenport	1985-89	17	13	4	0	0	0	102
	Karl Noonan	1966-71	17	0	17	0	0	0	102
43.	Keith Byars	1993-96	16	6	10	0	0	0	96
	Dan Johnson	1983-87	16	0	16	0	0	0	96
	Benny Malone	1974-78	16	16	0	0	0	0	96
	Sammie Smith	1989-91	16	15	1	0	0	0	96
47.	Terry Kirby	1993-95	15	9	6	0	0	0	92#
48.	Reggie Bush	2011-12	15	12	3	0	0	0	90
	Charles Clay	2011-14	15	1	14	0	0	0	90
	Mark Higgs	1990-94	15	14	0	1	0	0	90
	Mike Wallace	2013-14	15	0	15	0	0	0	90
52.	Jay Feely	2007	0	0	0	0	21	26	89
	Joe Nedney	1996-97	0	0	0	0	18	35	89
	Cody Parkey	2017	0	0	0	0	21	26	89
55.	Tony Martin	1989-93, 1999-2000	14	0	14	0	0	0	84
	Delvin Williams	1978-80	14	13	1	0	0	0	84
57.	Daniel Thomas	2011-14	13	10	3	0	0	0	80#
58.	Jimmy Cefalo	1978-84	13	0	13	0	0	0	78
	Brian Hartline	2009-14	13	1	12	0	0	0	78
	Joe Rose	1980-85	13	0	13	0	0	0	78
61.	Joe Auer	1966-67	12	5	6	1	0	0	72
	Woody Bennett	1980-88	12	9	3	0	0	0	72
	Davone Bess	2008-12	12	0	12	0	0	0	72
	Mark Ingram	1993-94	12	0	12	0	0	0	72
	Troy Stradford	1987-90	12	10	2	0	0	0	72



ALL-TIME LEADERS

SCORING									
PLAYER	YEARS	TD	TDR	TDP	TDRT	FG	PAT	PTS.	
66.	Marty Booker	2004-07	11	0	11	0	0	0	70##
67.	Karl Kremser	1969-70	0	0	0	0	13	28	67
68.	Jay Fiedler	2000-04	11	11	0	0	0	0	66
69.	Gene Mingo	1966-67	0	0	0	0	11	32	65
70.	Ferrell Edmunds	1988-92	10	0	10	0	0	0	60
	Ted Ginn, Jr.	2007-09	10	2	5	3	0	0	60
	Travis Minor	2001-06	10	8	1	1	0	0	60
	Irving Spikes	1994-97	10	8	2	0	0	0	60
	David Woodley	1980-83	10	9	1	0	0	0	60
75.	Jason Taylor	1997-07, 2009, 2011	9	0	0	9	0	0	58**
76.	Jay Ajayi	2015-17	9	9	0	0	0	0	56#
77.	Pete Johnson	1984	9	9	0	0	0	0	54
	Dan Marino	1983-99	9	9	0	0	0	0	54
	Brandon Marshall	2010-11	9	0	9	0	0	0	54
	Stan Mitchell	1966-70	9	4	5	0	0	0	54
	Tony Paige	1990-92	9	3	6	0	0	0	54
	James Pruitt	1986-88, 1990-91	9	0	8	1	0	0	54
	Freddie Solomon	1975-77	9	1	5	3	0	0	54
	Damien Williams	2014-17	9	3	6	0	0	0	54
85.	Jimmy Keyes	1968-69	0	0	0	0	7	30	51
86.	Troy Drayton	1996-99	8	0	8	0	0	0	50#
	James McKnight	2001-03	8	1	7	0	0	0	50#
88.	Fred Banks	1987-93	8	0	8	0	0	0	48
	Gary Davis	1976-79	8	7	1	0	0	0	48
	Rishard Matthews	2012-15	8	0	8	0	0	0	48
	Sammy Morris	2004-06	8	8	0	0	0	0	48
	DeVante Parker	2015-17	8	0	8	0	0	0	48
	Stanley Pritchett	1996-99	8	2	6	0	0	0	48
	Dion Sims	2013-16	8	0	8	0	0	0	48
	Lamar Thomas	1996-00	8	0	8	0	0	0	48
96.	Doug Moreau	1966-69	6	0	6	0	1	6	45
	Kenyan Drake	2016-17	7	5	1	1	0	0	44#
98.	Marlin Briscoe	1972-74	7	0	7	0	0	0	42
	Bob Griese	1967-80	7	7	0	0	0	0	42
	Rob Konrad	1999-04	7	1	6	0	0	0	42
	Larry Seiple	1966-67	7	0	7	0	0	0	42
102.	Booth Lusteg	1967	0	0	0	0	7	18	39
103.	Patrick Cobbs	2006-10	6	2	4	0	0	0	36
	Leroy Harris	1977-78	6	6	0	0	0	0	36
	Ryan Tannehill	2012-17	6	6	0	0	0	0	36
	Andre Tillman	1975-78	6	0	6	0	0	0	36
	Tommy Vigorito	1981-85	6	2	2	2	0	0	36
108.	Andre Brown	1989-90	5	0	5	0	0	0	30
	Lex Hilliard	2009-11	5	2	2	1	0	0	30
	J.J. Johnson	1999-01	5	5	0	0	0	0	30
	Reshad Jones	2010-17	5	0	0	5	0	0	30
	David Martin	2007-08	5	0	5	0	0	0	30
	Jed Weaver	2000-02	5	0	5	0	0	0	30
114.	Dick Anderson	1968-77	4	0	0	4	0	0	24
	Fred Barnett	1996-97	4	0	4	0	0	0	24
	Greg Baty	1991-94	4	0	4	0	0	0	24
	Terrell Buckley	1995-99, 2003	4	0	0	4	0	0	24
	Greg Camarillo	2007-09	4	0	4	0	0	0	24
	Jordan Cameron	2015-16	4	0	4	0	0	0	24
	Marv Fleming	1970-74	4	0	4	0	0	0	24
	Brandon Gibson	2013-14	4	0	4	0	0	0	24
	Jack Harper	1967-68	4	1	3	0	0	0	24
	Randal Hill	1991, 1995-96	4	0	4	0	0	0	24
	Cleo Lemon	2005-07	4	4	0	0	0	0	24
	Marc Logan	1989-91	4	2	0	2	0	0	24
	Leslie Shepherd	2000	4	0	4	0	0	0	24
	Zach Thomas	1996-07	4	0	0	4	0	0	24



ALL-TIME LEADERS

SCORING								
PLAYER	YEARS	TD	TDR	TDP	TDRT	FG	PAT	PTS.
	Derrius Thompson	2003-04	4	0	4	0	0	24
129.	Willie Beecher	1987	0	0	0	3	12	21
130.	Eric Green	1995	3	0	3	0	0	20#
	Derek Hagan	2006-08	3	0	3	0	0	20#
	Jovorskie Lane	2012	3	2	1	0	0	20#
	Sam Madison	1997-05	3	0	0	3	0	20*
134.	John Avery	1998-99	3	2	1	0	0	18
	Jack Clancy	1967-69	3	0	3	0	0	18
	Tony Franklin	1988	0	0	0	0	4	6
	Samkon Gado	2007	3	3	0	0	0	18
	Nick Giaquinto	1980-81	3	0	2	1	0	18
	Hubert Ginn	1970-75	3	3	0	0	0	18
	Shayne Graham	2011	0	0	0	0	4	6
	Jakeem Grant	2016-17	3	0	2	1	0	18
	Joey Haynos	2008-09	3	0	3	0	0	18
	Frank Jackson	1966-67	3	0	3	0	0	18
	Charles Jordan	1996-98	3	0	3	0	0	18
	Mike Kozlowski	1979-86	3	0	0	3	0	18
	Ronnie Lee	1979-82, 1984-89	3	0	3	0	0	18
	Ray Lucas	2001-02	3	3	0	0	0	18
	Loaird McCreary	1976-78	3	0	3	0	0	18
	Lloyd Mumphord	1969-74	3	0	0	3	0	18
	David Overstreet	1983	3	1	2	0	0	18
	Justin Peelle	2006-07	3	0	3	0	0	18
	Scott Schwedes	1987-90	3	0	2	1	0	18
	Ronald Scott	1987	3	3	0	0	0	18
	Otto Stowe	1971-72	3	0	3	0	0	18
	Marcus Thigpen	2012-13	3	0	1	2	0	18
	Julius Thomas	2017	3	0	3	0	0	18
157.	Matt Bryant	2004	0	0	0	0	3	7
	Wes Welker	2004-06	2	0	1	1	1	16
159.	Tim Foley	1970-80	2	0	0	2	0	14*
160.	Mel Baker	1974	2	0	2	0	0	12
	Charlie Baumann	1991	0	0	0	0	2	6
	Bob Baumhower	1977-86	2	0	0	2	0	12
	Jim Braxton	1978	2	2	0	0	0	12
	Gary Clark	1995	2	0	2	0	0	12
	Cecil Collins	1999	2	2	0	0	0	12
	Robert Edwards	2002	2	1	1	0	0	12
	Bryan Gilmore	2004-05	2	0	2	0	0	12
	Brent Grimes	2013-15	2	0	0	2	0	12
	Abner Haynes	1967	2	2	0	0	0	12
	Chad Henne	2008-11	2	2	0	0	0	12
	Eddie Hill	1981-84	2	1	1	0	0	12
	Liffort Hobley	1987-93	2	0	0	2	0	12
	Bobby Humphrey	1992	2	1	1	0	0	12
	William Judson	1982-89	2	0	0	2	0	12
	Dave Kocourek	1966	2	0	2	0	0	12
	Donald Lee	2003-04	2	0	2	0	0	12
	Kyle Mackey	1987	2	2	0	0	0	12
	Brock Marion	1998-03	2	0	0	2	0	12
	Don McNeal	1980-89	2	0	0	2	0	12
	Jerris McPhail	1996-97	2	1	1	0	0	12
	Scott Miller	1991-96	2	0	1	1	0	12
	Gene Milton	1968-69	2	0	1	1	0	12
	Marlon Moore	2010-13	2	0	2	0	0	12
	Matt Moore	2011-17	2	2	0	0	0	12
	Jeff Ogden	2000-01	2	0	1	1	0	12
	Louis Oliver	1989-93, 1995-96	2	0	0	2	0	12
	Ed Perry	1997-04	2	0	2	0	0	12
	Sam Price	1966-68	2	1	1	0	0	12
	Bo Roberson	1966	2	0	2	0	0	12



ALL-TIME LEADERS

SCORING									
PLAYER	YEARS	TD	TDR	TDP	TDRT	FG	PAT	PTS.	
Terry Robskie	1980-81	2	2	0	0	0	0	0	12
Bill Stanfill	1969-76	2	0	0	2	0	0	0	12
Jake Stoneburner	2015	2	0	2	0	0	0	0	12
Don Strock	1974-87	2	2	0	0	0	0	0	12
Patrick Surtain	1998-04	2	0	0	2	0	0	0	12
Troy Vincent	1992-95	2	0	0	2	0	0	0	12
Jimmy Warren	1966-69	2	0	0	2	0	0	0	12
Dick Westmoreland	1966-69	2	0	0	2	0	0	0	12
Stan Winfrey	1975-77	2	1	1	0	0	0	0	12
199. Bill Gramatica	2004	0	0	0	0	3	0	0	9
200. Walt Aikens	2014-17	1	0	0	1	0	0	0	8^
Kim Bokamper	1977-85	1	0	0	1	0	0	0	8*
Aaron Craver	1991-94	1	1	0	0	0	0	0	8#
Billy Joe	1966	1	0	1	0	0	0	0	8#
Curtis Johnson	1970-78	1	0	0	1	0	0	0	8*
205. Will Allen	2006-11	1	0	0	1	0	0	0	6
Kiko Alonso	2016-17	1	0	0	1	0	0	0	6
John Beck	2007-08	1	1	0	0	0	0	0	6
Don Bessillieu	1979-81	1	0	0	1	0	0	0	6
Glenn Blackwood	1979-87	1	0	0	1	0	0	0	6
Tim Bowens	1994-04	1	0	0	1	0	0	0	6
J.B. Brown	1989-96	1	0	0	1	0	0	0	6
Bob Brudzinski	1981-89	1	0	0	1	0	0	0	6
Nick Buoniconti	1969-76	1	0	0	1	0	0	0	6
Kevin Burnett	2011-12	1	0	0	1	0	0	0	6
Brett Carolan	1996	1	0	1	0	0	0	0	6
Leonte Carroo	2016-17	1	0	1	0	0	0	0	6
Cris Carter	2002	1	0	1	0	0	0	0	6
Joe Carter	1984-86	1	1	0	0	0	0	0	6
Rick Casares	1966	1	0	1	0	0	0	0	6
Jesse Chatman	2005, 2007	1	1	0	0	0	0	0	6
Casey Cramer	2008	1	0	1	0	0	0	0	6
Bill Cronin	1966	1	0	1	0	0	0	0	6
Daunte Culpepper	2006	1	1	0	0	0	0	0	6
Vontae Davis	2009-11	1	0	0	1	0	0	0	6
Louis Delmas	2014	1	0	0	1	0	0	0	6
Vern Den Herder	1971-82	1	0	1	0	0	0	0	6
Leland Douglas	1987	1	0	1	0	0	0	0	6
Bert Emanuel	2000	1	0	1	0	0	0	0	6
Frank Emanuel	1966-69	1	0	0	1	0	0	0	6
Tom Erlandson	1966-67	1	0	0	1	0	0	0	6
David Fales	2017	1	1	0	0	0	0	0	6
A.J. Feeley	2004-05	1	1	0	0	0	0	0	6
Cortland Finnegan	2014	1	0	0	1	0	0	0	6
Trent Gamble	2000-03	1	0	0	1	0	0	0	6
Cookie Gilchrist	1966	1	0	1	0	0	0	0	6
Kerry Glenn	1990-92	1	0	0	1	0	0	0	6
Hunter Goodwin	1999-01	1	0	1	0	0	0	0	6
Vince Heflin	1982-85	1	0	1	0	0	0	0	6
Will Heller	2005	1	0	1	0	0	0	0	6
Renaldo Hill	2006-08	1	0	0	1	0	0	0	6
Sean Hill	1994-96	1	0	0	1	0	0	0	6
Trell Hooper	1987	1	0	0	1	0	0	0	6
Xavien Howard	2016-17	1	0	0	1	0	0	0	6
Steve Howell	1979-81	1	1	0	0	0	0	0	6
Ricky Isom	1987	1	1	0	0	0	0	0	6
Calvin Jackson	1994-99	1	0	0	1	0	0	0	6
Vestee Jackson	1991-93	1	0	0	1	0	0	0	6
Pete Jaquess	1966-67	1	0	0	1	0	0	0	6
Greg Jennings	2015	1	0	1	0	0	0	0	6
Pat Johnson	1995	1	0	0	1	0	0	0	6
Dominique Jones	2016	1	0	1	0	0	0	0	6



ALL-TIME LEADERS

SCORING								
PLAYER	YEARS	TD	TDR	TDP	TDRT	FG	PAT	PTS.
Robert Jones	1998-00	1	0	0	1	0	0	6
Nate Kaeding	2012	0	0	0	0	1	3	6
Chuck Klingbeil	1991-95	1	0	0	1	0	0	6
Bernie Kosar	1994-96	1	1	0	0	0	0	6
Michael Lehan	2006-08	1	0	0	1	0	0	6
Charles Leigh	1971-74	1	1	0	0	0	0	6
David Lewis	1987	1	0	1	0	0	0	6
Phillip Merling	2008-11	1	0	0	1	0	0	6
Koa Misi	2010-17	1	0	0	1	0	0	6
Kenny Mixon	1998-01	1	0	0	1	0	0	6
Knowshown Moreno	2014	1	1	0	0	0	0	6
Earl Morrall	1972-76	1	1	0	0	0	0	6
Cliff Odom	1990-93	1	0	0	1	0	0	6
Chad Pennington	2008-10	1	1	0	0	0	0	6
Brett Perriman	1997	1	0	1	0	0	0	6
Lousaka Polite	2008-10	1	1	0	0	0	0	6
Derrick Pope	2004-07	1	0	0	1	0	0	6
Willie Richardson	1970	1	0	1	0	0	0	6
John Roderick	1966-67	1	0	1	0	0	0	6
Jake Scott	1970-75	1	0	0	1	0	0	6
Scott Secules	1989-92	1	1	0	0	0	0	6
Derrick Shelby	2012-15	1	0	0	1	0	0	6
Steve Slaton	2011	1	1	0	0	0	0	6
Gerald Small	1978-83	1	0	0	1	0	0	6
Willie Smith	1987	1	0	1	0	0	0	6
Brian Sochia	1986-91	1	0	0	1	0	0	6
Kory Sperry	2009	1	0	1	0	0	0	6
John Stofa	1966-67, 1969-70	1	1	0	0	0	0	6
John Tagliaferri	1987	1	1	0	0	0	0	6
Norris Thomas	1977-79	1	0	0	1	0	0	6
Thurman Thomas	2000	1	0	1	0	0	0	6
Bob Torrey	1979	1	1	0	0	0	0	6
Olivier Vernon	2012-15	1	0	0	1	0	0	6
Frank Wainright	1995-98	1	0	1	0	0	0	6
Fulton Walker	1981-85	1	0	0	1	0	0	6
Willie West	1966-68	1	0	0	1	0	0	6
Jarvis Williams	1988-93	1	0	0	1	0	0	6
Robert Wilson	1994-96	1	0	1	0	0	0	6
Dick Wood	1966	1	1	0	0	0	0	6
291. Van Tiffin	1987	0	0	0	0	0	4	4
292. Charlie Anderson	2008-09	0	0	0	0	0	0	2*
Kevin Carter	2005-06	0	0	0	0	0	0	2*
Mike Charles	1983-86	0	0	0	0	0	0	2*
A.J. Duhe	1977-84	0	0	0	0	0	0	2*
Terrence Fede	2014-17	0	0	0	0	0	0	2*
Larry Gordon	1976-82	0	0	0	0	0	0	2*
Jermaine Haley	2000-02	0	0	0	0	0	0	2*
Reggie Howard	2004-05	0	0	0	0	0	0	2*
Sammy Knight	2003-04	0	0	0	0	0	0	2*
Senorise Perry	2017	0	0	0	0	0	0	2*
Don Reese	1974-76	0	0	0	0	0	0	2*
Cameron Wake	2009-17	0	0	0	0	0	0	2*
George Wilson	1966	0	0	0	0	0	0	2#

* — safety # — two point conversion ^ — defensive two point conversion

INTERCEPTIONS

PLAYER	YEARS	NO.	YDS.	AVG.	LG	TD
1. Jake Scott	1970-75	35	425	12.1	47	0
2. Dick Anderson	1968-77	34	792	23.3	96t	3
3. Sam Madison	1997-05	31	487	15.7	42	2



ALL-TIME LEADERS

INTERCEPTIONS							
	PLAYER	YEARS	NO.	YDS.	AVG.	LG	TD
4.	Glenn Blackwood	1979-87	29	398	13.7	50	1
	Patrick Surtain	1998-04	29	298	10.3	43	2
6.	Louis Oliver	1989-93, 1995-96	24	569	23.7	103t	2
	Terrell Buckley	1995-99, 2003	24	425	17.7	91t	3
	William Judson	1982-89	24	368	15.3	61t	2
9.	Gerald Small	1978-83	23	378	16.4	46t	1
10.	Curtis Johnson	1970-78	22	190	8.6	34	0
	Tim Foley	1970-80	22	96	4.4	18	0
12.	Brock Marion	1998-03	20	431	21.6	100t	2
13.	Reshad Jones	2010-17	18	252	14.0	50	3
	Don McNeal	1980-89	18	163	9.1	30	2
15.	Zach Thomas	1996-07	17	170	10.0	34t	4
16.	J.B. Brown	1989-96	16	293	18.3	48	1
17.	Dick Westmoreland	1966-69	15	231	15.4	42	2
18.	Troy Vincent	1992-95	14	284	20.3	69	2
	Jarvis Williams	1988-93	14	216	15.4	42	1
	Lloyd Mumphord	1969-74	14	187	13.4	51	2
	Lyle Blackwood	1981-86	14	173	12.4	45	0
	Earnie Rhone	1975-84	14	110	7.9	16	0
23.	Brent Grimes	2013-15	13	202	15.5	94t	2
	Willie West	1966-68	13	180	13.8	32	0
	Paul Lankford	1982-91	13	89	6.8	44	0
26.	Charlie Babb	1972-79	12	141	11.8	36	0
	Brian Walker	1997-98, 2000-01	12	92	7.7	31	0
28.	Jimmy Warren	1966-69	11	247	22.5	70t	1
29.	Vontae Davis	2009-11	9	124	13.8	28	1
30.	Mike Kozlowski	1979-86	8	172	21.5	38t	2
	Larry Gordon	1976-82	8	121	15.1	36	0
	Bob Matheson	1971-79	8	111	13.9	34	0
	Jason Taylor	1997-07, 2009, 2011	8	110	13.8	51t	3
	Nick Buoniconti	1969-76	8	89	11.1	24	0
	Jason Allen	2006-10	8	41	5.1	17	0
36.	Sammy Knight	2003-04	7	130	18.6	70	0
	Norris Thomas	1977-79	7	115	16.4	53t	1
	Will Allen	2006-11	7	114	16.3	32t	1
	André Goodman	2006-08	7	76	10.9	55	0
40.	Renaldo Hill	2006-08	6	91	15.2	24	0
	Yeremiah Bell	2004-11	6	89	14.8	29	0
	Kim Bokamper	1977-85	6	55	9.2	24t	1
	John Bramlett	1967-68	6	49	8.2	22	0
44.	Bob Petrella	1966-71	5	104	20.8	33	0
	Bud Brown	1984-88	5	96	19.2	53	0
	Neal Colzie	1979	5	86	17.2	56	0
	Mike Kolen	1970-77	5	85	17.0	29	0
	Liffort Hobley	1987-93	5	61	12.2	22	0
	Fulton Walker	1981-85	5	61	12.2	30	0
	Arturo Freeman	2000-04	5	59	11.8	47	0
	Sean Smith	2009-12	5	56	11.2	31	0
	Bob Brudzinski	1981-89	5	46	9.2	19	0
	Rick Volk	1977-78	5	42	8.4	24	0
	Nolan Carroll	2010-13	5	25	5.0	24	0
	Shawn Wooden	1996-99, 2001-04	5	25	5.0	15	0
	Doug Swift	1970-75	5	17	3.4	12	0
	Don Bessillieu	1979-81	5	13	2.6	12	0
58.	Calvin Jackson	1994-99	4	105	26.3	61t	1
	Lance Schulters	2005, 2007	4	78	19.5	37	0
	Xavien Howard	2016-17	4	71	17.8	30t	1
	Tom Erlandson	1966-67	4	68	17.0	37	1
	Jimmy Wilson	2011-14	4	57	14.3	31	0
	Frank Emanuel	1966-69	4	46	12.5	24	0
	John Offerdahl	1986-93	4	44	11.0	28	0
	Tim McKyer	1990	4	40	10.0	21	0



ALL-TIME LEADERS

INTERCEPTIONS						
PLAYER	YEARS	NO.	YDS.	AVG.	LG	TD
Randy Starks	2008-14	4	33	8.3	18	0
Chris Clemons	2009-13	4	29	7.3	29	0
Gene Atkins	1994-96	4	24	6.0	18	0
Mark Brown	1983-88	4	18	4.5	13	0
Michael Stewart	1994-96	4	11	2.8	11	0
Dimitri Patterson	2012-13	4	7	1.8	3	0
Tony Lippett	2015-17	4	0	0.0	0	0
73. Vestee Jackson	1991-93	3	63	21.0	30t	1
Ed Taylor	1979-82	3	55	18.3	44	0
Rodney Thomas	1988-90	3	52	17.3	48	0
Bryan Cox	1991-95	3	38	12.7	26	0
Travares Tillman	2005-07	3	38	12.7	22	0
Wahoo McDaniel	1966-68	3	35	11.7	20	0
Derrick Rodgers	1997-02	3	33	11.0	21	0
Jerry Wilson	1996-00	3	32	10.7	19	0
Travis Daniels	2005-07	3	31	10.3	29	0
Steve Towle	1975-80	3	30	10.0	16	0
Pete Jaquess	1966-67	3	27	9.0	27	1
A.J. Duhe	1977-84	3	18	6.0	11	0
Ed Weisacosky	1968-70	3	10	3.3	7	0
Aubrey Beavers	1994-95	3	8	2.7	8	0
Bobby McCain	2015-17	3	6	2.0	6	0
Nate Jones	2008-09, 2011	3	0	0.0	0	0
89. Kiko Alonso	2016-17	2	70	35.0	60t	1
Donovan Rose	1986-87	2	63	31.5	36	0
Bob Neff	1966-68	2	54	27.0	22	0
Rusty Chambers	1976-80	2	53	26.5	49	0
Dwight Hollier	1992-99	2	47	23.5	36	0
Ken Ellis	1976	2	40	20.0	40	0
Bobby Harden	1990-93	2	39	19.5	22	0
Robert Sowell	1983-85, 1987	2	36	18.0	29	0
Bill Stanfill	1969-76	2	32	16.0	17t	2
Kerry Glenn	1990-92	2	31	15.5	31t	1
Jamar Fletcher	2001-03	2	30	15.0	30	0
Akin Ayodele	2008-09	2	29	14.5	17	0
Byron Maxwell	2016-17	2	29	14.5	27	0
Dannell Ellerbe	2013-14	2	25	12.5	16	0
Henry Stuckey	1972-74	2	25	12.5	21	0
George Teague	1997	2	25	12.5	23	0
Tyrone Culver	2008-09	2	24	12.0	23	0
Derrick Shelby	2012-15	2	24	12.0	22t	1
Joey Porter	2007-08	2	19	9.5	14	0
Isa Abdul-Quddus	2016	2	16	8.0	9	0
Tate Randle	1987	2	16	8.0	11	0
John McGeever	1966	2	15	7.5	15	0
Tom Beier	1967, 1969	2	14	7.0	7	0
Robert Jones	1998-00	2	14	7.0	14t	1
Trell Hooper	1987	2	11	5.5	11	0
Benny Sapp	2010-11	2	9	4.5	9	0
Jeris White	1974-76	2	4	2.0	4	0
Tyrone Braxton	1994	2	3	1.5	3	0
Chris Green	1991-94	2	0	0.0	0	0
Derrick Pope	2004-07	2	0	0.0	0	0
119. Louis Delmas	2014	1	81	81.0	81t	1
Kenny Mixon	1998-01	1	56	56.0	56t	1
Marvin Mitchell	2011	1	55	55.0	55	0
Walt Aikens	2014-17	1	43	43.0	43	0
Jay Brophy	1984-86	1	41	41.0	41	0
Jared Odrick	2010-14	1	39	39.0	39	0
Zack Bowman	2015	1	38	38.0	38	0
Kevin Burnett	2011-12	1	34	34.0	34t	1
Dean Brown	1970	1	32	32.0	32	0



ALL-TIME LEADERS

INTERCEPTIONS						
PLAYER	YEARS	NO.	YDS.	AVG.	LG	TD
Hugh Green	1985-91	1	28	28.0	28	0
Earl Faison	1966	1	26	26.0	26	0
Phillip Merling	2008-11	1	25	25.0	25t	1
Vern Den Herder	1971-82	1	24	24.0	24	0
Charles Cornelius	1977-78	1	21	21.0	21	0
Bob Bruggers	1966-68	1	20	20.0	20	0
Ralph Ortega	1979-80	1	17	17.0	13	0
Jordan Phillips	2015-17	1	17	17.0	17	0
Bacarri Rambo	2016	1	17	17.0	17	0
Ted Davis	1970	1	15	15.0	15	0
Karlos Dansby	2010-12	1	14	14.0	14	0
Rick Graf	1987-90	1	14	14.0	14	0
Shawn Lee	1990-91	1	14	14.0	14	0
Cameron Wake	2009-17	1	12	12.0	12	0
Mike Hull	2015-17	1	8	8.0	8	0
Richard Marshall	2012	1	7	7.0	7	0
Jackie Shipp	1984-88	1	7	7.0	7	0
Craig Veasey	1993-94	1	7	7.0	7	0
Reggie Howard	2004-05	1	5	5.0	5	0
Eric Kumerow	1988-90	1	5	5.0	5	0
Alex Moyer	1985-86	1	4	4.0	4	0
Greg Jeffries	1999-00	1	3	3.0	3	0
Jack Rudolph	1966	1	3	3.0	3	0
Chris Singleton	1993-96	1	3	3.0	3	0
Brendon Ayanbadejo	2003-04	1	2	2.0	2	0
Larry Ball	1972-74, 1977-78	1	2	2.0	2	0
Mike Charles	1983-86	1	2	2.0	2	0
Channing Crowder	2005-10	1	2	2.0	2	0
Mike Reichenbach	1990-91	1	2	2.0	2	0
Randall Edmunds	1968-69	1	1	1.0	1	0
Bruce Alexander	1992-93	1	0	0.0	0	0
Bob Baumhower	1977-86	1	0	0.0	0	0
Tim Bowens	1994-04	1	0	0.0	0	0
Jeff Cross	1989-95	1	0	0.0	0	0
Scott Galyon	2000-02	1	0	0.0	0	0
Jermaine Haley	2000-02	1	0	0.0	0	0
Neville Hewitt	2015-17	1	0	0.0	0	0
Sean Hill	1994-96	1	0	0.0	0	0
Mack Lamb	1967-68	1	0	0.0	0	0
Michael Lehan	2006-08	1	0	0.0	0	0
Darrell Malone	1992-94	1	0	0.0	0	0
Brice McCain	2015	1	0	0.0	0	0
T.J. McDonald	2017	1	0	0.0	0	0
Cliff Odom	1990-93	1	0	0.0	0	0
Muhammad Oliver	1994	1	0	0.0	0	0
Vern Roberson	1977	1	0	0.0	0	0
Bryant Salter	1976	1	0	0.0	0	0
Terrance Shaw	2000	1	0	0.0	0	0
Donnie Spragan	2005-07	1	0	0.0	0	0
R.J. Stanford	2012-14	1	0	0.0	0	0
Michael Thomas	2013-17	1	0	0.0	0	0
Reggie Torbor	2008-09	1	0	0.0	0	0
Jason Trusnik	2011-14	1	0	0.0	0	0
Jay Williams	2002-04	1	0	0.0	0	0
Jeff Zgonina	2003-06	1	0	0.0	0	0
Daryl Gardener	1996-01	1	-1	-1.0	-1	0



TOP 20 SEASON LEADERS

RUSHING YARDS

NAME	YEAR	YARDS
1. Ricky Williams	2002	1,853
2. Ricky Williams	2003	1,372
3. Jay Ajayi	2016	1,272
4. Delvin Williams	1978	1,258
5. Lamar Smith	2000	1,139
6. Ricky Williams	2009	1,121
7. Larry Csonka	1972	1,117
8. Karim Abdul-Jabbar	1996	1,116
9. Lamar Miller	2014	1,099
10. Reggie Bush	2011	1,086
11. Larry Csonka	1971	1,051
12. Ronnie Brown	2006	1,008
13. Larry Csonka	1973	1,003
14. Mercury Morris	1972	1,000
15. Reggie Bush	2012	986
16. Lamar Smith	2001	968
17. Karim Abdul-Jabbar	1998	960
18. Mercury Morris	1973	954
19. Ronnie Brown	2008	916
20. Mark Higgs	1992	915

PASSING YARDS

NAME	YEAR	YARDS
1 Dan Marino	1984	5,084
2 Dan Marino	1986	4,746
3 Dan Marino	1994	4,453
4 Dan Marino	1988	4,434
5 Ryan Tannehill	2015	4,208
6 Dan Marino	1985	4,137
7 Dan Marino	1992	4,116
8 Ryan Tannehill	2014	4,045
9 Dan Marino	1989	3,997
10 Dan Marino	1991	3,970
11 Ryan Tannehill	2013	3,913
12 Dan Marino	1997	3,780
13 Dan Marino	1995	3,668
14 Chad Pennington	2008	3,653
15 Dan Marino	1990	3,563
16 Dan Marino	1998	3,497
17 Chad Henne	2010	3,301
18 Ryan Tannehill	2012	3,294
19 Jay Fiedler	2001	3,290
20 Dan Marino	1987	3,245

PASSING TOUCHDOWNS

NAME	YEAR	TDs
1 Dan Marino	1984	48
2 Dan Marino	1986	44
3 Dan Marino	1985	30
Dan Marino	1994	30
5 Dan Marino	1988	28
6 Ryan Tannehill	2014	27
7 Dan Marino	1987	26
8 Dan Marino	1991	25
9 Dan Marino	1989	24
Dan Marino	1992	24
Dan Marino	1995	24
Ryan Tannehill	2013	24
Ryan Tannehill	2015	24
14 Dan Marino	1998	23
15 Bob Griese	1977	22

16 Bob Griese	1968	21
Dan Marino	1990	21
18 Dan Marino	1983	20
Jay Fiedler	2001	20
20 Bob Griese	1971	19
Chad Pennington	2008	19
Ryan Tannehill	2016	19
Jay Cutler	2017	19

RECEPTIONS

NAME	YEAR	REC
1 Jarvis Landry	2017	112
2 Jarvis Landry	2015	110
3 Jarvis Landry	2016	94
4 O.J. McDuffie	1998	90
5 Mark Clayton	1988	86
Brandon Marshall	2010	86
7 Jarvis Landry	2014	84
8 Chris Chambers	2005	82
9 Brandon Marshall	2011	81
10 Davone Bess	2010	79
11 O.J. McDuffie	1997	76
Davone Bess	2009	76
Brian Hartline	2013	76
14 Terry Kirby (RB)	1993	75
15 O.J. McDuffie	1996	74
Brian Hartline	2012	74
17 Mark Clayton	1984	73
Irving Fryar	1994	73
Randy McMichael (TE)	2004	73
Mike Wallace	2013	73

RECEIVING YARDS

NAME	YEAR	YARDS
1 Mark Clayton	1984	1,389
2 Mark Duper	1986	1,313
3 Mark Duper	1984	1,306
4 Irving Fryar	1994	1,270
5 Brandon Marshall	2011	1,214
6 Jarvis Landry	2015	1,157
7 Mark Clayton	1986	1,150
8 Jarvis Landry	2016	1,136
9 Mark Clayton	1988	1,129
10 Chris Chambers	2005	1,118
11 Mark Duper	1991	1,085
12 Brian Hartline	2012	1,083
13 Mark Clayton	1991	1,053
14 O.J. McDuffie	1998	1,050
15 Tony Martin	1999	1,037
16 Brian Hartline	2013	1,016
17 Brandon Marshall	2010	1,014
18 Mark Clayton	1989	1,011
19 Irving Fryar	1993	1,010
20 Mark Duper	1983	1,003

POINTS

NAME	YEAR	POINTS
1. Olindo Mare	1999	144
2. Caleb Sturgis	2014	128
3. Pete Stoyanovich	1992	124
4. Pete Stoyanovich	1991	121
5. Pete Stoyanovich	1995	118



TOP 20 SEASON LEADERS

6.	Garó Yepremian	1971	117
	Olindo Mare	1997	117
	Olindo Mare	2000	117
9.	Fuad Reveiz	1985	116
10.	Garó Yepremian	1972	115
	Dan Carpenter	2010	115
12.	Olindo Mare	2002	114
13.	Garó Yepremian	1973	113
	Dan Carpenter	2011	113
15.	Dan Carpenter	2009	112
16.	Caleb Sturgis	2013	111
17.	Uwe von Schamann	1981	109
	Pete Stoyanovich	1993	109
19.	Mark Clayton	1984	108
	Olindo Mare	2005	108

SACKS

	NAME	YEAR	SACKS
1.	Bill Stanfill	1973	18.5
	Jason Taylor	2002	18.5
3.	Joey Porter	2008	17.5
4.	Trace Armstrong	2000	16.5
5.	Doug Betters	1983	16.0
6.	Adewale Ogunleye	2003	15.0
	Cameron Wake	2012	15.0
8.	Jason Taylor	2000	14.5
9.	Doug Betters	1984	14.0
	Bryan Cox	1992	14.0
	Cameron Wake	2010	14.0
12.	Jason Taylor	2006	13.5
13.	Jason Taylor	2003	13.0
14.	Trace Armstrong	1996	12.0
	Jason Taylor	2005	12.0
16.	Jeff Cross	1990	11.5
	Olivier Vernon	2013	11.5
	Cameron Wake	2014	11.5
	Cameron Wake	2016	11.5
20.	Mel Branch	1968	11.0

	Vern Den Herder	1975	11.0
	Jason Taylor	2007	11.0

TACKLES

	NAME	YEAR	TACKLES
1.	Steve Towle	1976	217
2.	Zach Thomas	2002	195
3.	Zach Thomas	2003	184
4.	Zach Thomas	1996	180
	Zach Thomas	2001	180
6.	Rusty Chambers	1979	178
7.	Earnie Rhone	1981	171
8.	Zach Thomas	2004	168
9.	Zach Thomas	1999	167
10.	Zach Thomas	2005	166
11.	Zach Thomas	2006	165
12.	Steve Towle	1975	164
13.	Nick Buoniconti	1973	162
14.	Zach Thomas	1998	160
15.	Rusty Chambers	1978	151
16.	Zach Thomas	1997	149
17.	Bryan Cox	1994	147
18.	Nick Buoniconti	1972	146
	Bob Baumhower	1979	146
20.	Nick Buoniconti	1970	145



DOLPHINS OUTSTANDING PERFORMANCES

GAMES OF 300+ PASSING YARDS								
PLAYER	DATE	OPPONENT	ATT.	COMP.	YDS.	TD	INT.	LG
Dan Marino	10/23/88	N.Y. JETS	60	35	521	3	5	56
Dan Marino	9/4/94	NEW ENGLAND	42	23	473	5	1	64t
Dan Marino	12/2/84	L.A. RAIDERS	57	35	470	4	2	64
Dan Marino	10/1/95	at Cincinnati	48	33	450	2	1	58
Dan Marino	9/21/86	at N.Y. Jets	50	30	448	6	2	46t
Dan Marino	9/25/94	at Minnesota	54	29	431	3	3	43
Ryan Tannehill	9/30/12	at Arizona	41	26	431	1	2	80t
Dan Marino	9/30/84	at St. Louis	36	24	429	3	0	51
Dan Marino	9/24/89	N.Y. JETS	55	33	427	3	2	43t
Dan Marino	11/4/84	at N.Y. Jets	42	23	422	2	2	54
* Dan Marino	12/30/95	at Buffalo	64	33	422	2	3	45t
* Dan Marino	1/6/85	PITTSBURGH	32	21	421	4	1	41
Chad Henne	9/12/11	New England	49	30	416	2	1	31
Joey Harrington	10/22/06	GREEN BAY	62	33	414	2	3	44
David Woodley	10/25/81	at Dallas	37	21	408	3	5	69t
Dan Marino	12/9/84	at Indianapolis	41	29	404	4	1	42
Dan Marino	11/16/86	at Buffalo	54	39	404	4	0	39
Dan Marino	12/12/88	CLEVELAND	50	30	404	4	3	46
* Don Strock	1/2/82	SAN DIEGO	43	29	403	4	1	50t
Dan Marino	12/14/86	at L.A. Rams	46	29	403	5	1	69t
Ryan Tannehill	12/21/14	MINNESOTA	47	35	396	4	1	41
Dan Marino	12/20/87	WASHINGTON	50	22	393	3	1	59t
Dan Marino	10/10/99	at Indianapolis	38	25	393	2	0	62
Dan Marino	9/29/85	at Denver	43	25	390	3	0	73
Dan Marino	11/23/97	at New England	60	38	389	0	3	27
Ryan Tannehill	9/18/16	at New England	45	32	387	2	2	33
Dan Marino	12/13/87	at Philadelphia	39	25	376	3	1	54
Dan Marino	10/12/97	at N.Y. Jets	38	27	372	2	0	36t
Bernie Kosar	10/15/95	at New Orleans	42	29	368	3	2	31t
Dan Marino	12/9/90	PHILADELPHIA	54	27	365	2	0	37
Steve DeBerg	12/5/93	N.Y. Giants	41	26	365	1	2	44
Chad Henne	9/26/10	N.Y. JETS	44	26	363	2	1	40
Dan Marino	11/10/85	N.Y. JETS	37	21	362	3	3	60
Gus Frerotte	11/13/05	NEW ENGLAND	47	25	360	2	1	47
Dan Marino	11/6/88	at New England	51	29	359	1	2	32
Dan Marino	11/12/89	at N.Y. Jets	34	18	359	3	2	78t
Dan Marino	11/27/94	at N.Y. Jets	44	31	359	4	2	28t
Ryan Tannehill	9/20/15	at Jacksonville	44	30	359	2	0	48
Dan Marino	10/25/92	INDIANAPOLIS	45	25	355	2	3	48t
Dan Marino	12/21/98	DENVER	38	23	355	4	1	56t
Dan Marino	11/27/88	at N.Y. Jets	35	17	353	5	0	80t
Ryan Tannehill	11/29/15	at N.Y. Jets	58	33	351	3	1	40
Ryan Tannehill	1/3/16	NEW ENGLAND	38	25	350	2	0	46
Bob Griese	11/20/78	at Houston	33	23	349	2	1	47
Chad Henne	12/20/09	at Tennessee	46	29	349	1	3	57
Ryan Tannehill	12/14/14	at New England	47	29	346	1	2	50
Dan Marino	12/8/85	at Green Bay	44	30	345	5	1	61
Scott Mitchell	10/31/93	KANSAS CITY	33	22	344	3	0	77t
Steve DeBerg	12/13/93	PITTSBURGH	44	27	344	1	2	47
Dan Marino	12/3/95	ATLANTA	50	35	343	2	2	32
Chad Pennington	11/23/08	NEW ENGLAND	41	24	341	3	1	46
Dan Marino	12/17/84	DALLAS	40	23	340	4	2	63
Dan Marino	12/24/89	KANSAS City	47	28	339	3	1	35
Dan Marino	11/18/84	at San Diego	41	28	338	2	1	32
Dan Marino	10/12/86	BUFFALO	41	24	337	1	1	39
Chad Henne	12/6/09	NEW ENGLAND	52	29	335	2	1	29
Dan Marino	10/22/89	GREEN BAY	37	24	333	2	2	61
Dan Marino	11/12/95	NEW ENGLAND	37	27	333	2	2	31t
Dan Marino	11/1/87	PITTSBURGH	31	25	332	4	2	50t
Ryan Tannehill	12/1/13	at N.Y. Jets	43	28	331	2	1	31t
Dan Marino	11/17/85	at Indianapolis	37	22	330	1	0	42
Dan Marino	9/15/85	INDIANAPOLIS	48	29	329	2	0	26



DOLPHINS OUTSTANDING PERFORMANCES

GAMES OF 300+ PASSING YARDS								
PLAYER	DATE	OPPONENT	ATT.	COMP.	YDS.	TD	INT.	LG
Dan Marino	10/16/88	SAN DIEGO	45	26	329	1	0	51
Ryan Tannehill	12/27/15	INDIANAPOLIS	38	26	329	0	1	49
Jay Fiedler	12/28/03	N.Y. JETS	29	21	328	1	1	59
Bob Griese	9/14/69	at Cincinnati	39	19	327	1	2	50
Dan Marino	11/18/91	BUFFALO	42	23	326	2	2	41
Dan Marino	9/7/97	TENNESSEE	43	24	324	0	0	50
* Dan Marino	1/12/91	at Buffalo	49	23	323	3	2	64t
Dan Marino	10/12/98	at Jacksonville	49	30	323	2	1	28
Don Strock	12/15/79	N.Y. JETS	41	26	322	1	2	38
Dan Marino	10/9/83	BUFFALO	29	19	322	3	2	63
Dan Marino	9/14/92	at Cleveland	35	25	322	1	0	47
Dan Marino	12/27/99	N.Y. JETS	52	29	322	3	3	32t
Chad Henne	12/27/09	HOUSTON	55	35	322	1	1	35
Dan Marino	10/14/84	HOUSTON	32	25	321	3	0	32
Dan Marino	10/6/91	at New England	38	25	321	2	0	34
Dan Marino	11/16/92	BUFFALO	33	22	321	2	1	55
Dan Marino	12/13/98	N.Y. JETS	57	30	321	1	1	31
Dan Marino	12/27/98	at Atlanta	36	21	320	1	2	50
Jay Fiedler	12/22/01	at New England	37	21	320	1	0	44
Ryan Tannehill	9/15/13	at Indianapolis	34	23	319	1	0	67
Ryan Tannehill	9/25/16	Cleveland	39	25	319	3	2	42t
** Dan Marino	1/20/85	vs. San Francisco	50	29	318	1	2	30
Trent Green	9/23/07	at N.Y. Jets	36	23	318	1	1	43
Dan Marino	10/21/84	at New England	39	24	316	4	1	28
Cleo Lemon	12/16/07	BALTIMORE	39	23	315	1	0	64t
Chad Pennington	10/26/08	BALTIMORE	30	22	314	1	0	64
Dan Marino	12/5/99	INDIANAPOLIS	38	24	313	3	1	33t
Dan Marino	11/20/94	at Pittsburgh	45	31	312	1	1	45
Ryan Tannehill	12/15/13	NEW ENGLAND	37	25	312	3	0	39t
Dan Marino	9/2/84	at Washington	28	21	311	5	0	74
Dan Marino	12/4/94	BUFFALO	42	25	311	3	3	45t
Jay Cutler	11/5/17	Oakland	42	34	311	3	0	27
Dan Marino	12/7/97	DETROIT	39	24	310	2	1	27t
Jay Fiedler	9/29/02	at Kansas City	45	29	310	1	4	38
Ryan Tannehill	11/24/13	CAROLINA	42	28	310	1	1	57
David Woodley	9/27/81	at Baltimore	30	19	309	2	0	48
John Stofa	12/18/66	HOUSTON	38	22	307	4	2	48t
Dan Marino	12/1/91	TAMPA BAY	32	20	307	2	0	51
Chad Henne	11/28/10	at Oakland	30	17	307	2	1	57t
Ryan Tannehill	10/6/13	BALTIMORE	40	21	307	1	0	49
Ryan Tannehill	11/8/15	at Buffalo	35	26	307	0	0	46
Bob Griese	10/17/76	KANSAS CITY	35	25	306	1	2	39
Chad Henne	10/4/10	NEW ENGLAND	38	28	305	2	3	28t
Dan Marino	12/4/88	INDIANAPOLIS	32	26	304	3	1	55
Dan Marino	11/30/86	ATLANTA	40	20	303	2	4	54t
Dan Marino	10/25/87	BUFFALO	36	24	303	4	0	25t
A.J. Feeley	12/5/04	BUFFALO	51	25	303	3	5	36
Dan Marino	10/20/85	TAMPA BAY	39	27	302	3	1	42
Dan Marino	9/28/86	SAN FRANCISCO	46	27	301	1	4	24
Dan Marino	12/10/89	NEW ENGLAND	32	21	300	0	1	36
Ryan Tannehill	10/29/15	at New England	44	28	300	0	2	29

* Playoff game

** Super Bowl



DOLPHINS OUTSTANDING PERFORMANCES

GAMES OF 100+ RECEIVING YARDS

PLAYER	DATE	OPPONENT	NO.	YDS.	TD	LG
Brian Hartline	9/30/12	at Arizona	12	253	1	80t
Chris Chambers	12/4/05	BUFFALO	15	238	1	57
Mark Duper	11/10/85	N.Y. JETS	8	217	2	60t
Irving Fryar	9/4/94	NEW ENGLAND	5	211	3	54t
Nat Moore	10/4/81	N.Y. JETS	7	210	2	52
Mark Duper	10/9/83	BUFFALO	7	202	2	63
Duriel Harris	10/28/79	GREEN BAY	10	180	1	37t
Kenny Stills	11/19/17	TAMPA BAY	7	180	1	61t
Mark Duper	9/2/84	at Washington	6	178	2	74t
Mark Clayton	12/2/84	L.A. RAIDERS	9	177	2	64t
Ted Ginn, Jr.	10/26/08	BUFFALO	7	175	0	64
Mark Clayton	9/21/86	at N.Y. Jets	8	174	1	42
Mark Duper	9/23/84	INDIANAPOLIS	7	173	2	80t
Mark Duper	12/20/87	WASHINGTON	6	170	3	59t
Tony Martin	10/10/99	at Indianapolis	10	166	1	40
Brandon Marshall	9/26/10	N.Y. JETS	10	166	1	40
Duriel Harris	10/25/81	at Dallas	6	165	0	45
Jarvis Landry	11/29/15	at N.Y. Jets	13	165	1	40
Jimmy Cefalo	10/25/81	at Dallas	5	164	1	69t
Mark Duper	9/30/84	at St. Louis	8	164	0	51
Bo Roberson	12/4/66	at Denver	6	161	0	71
Irving Fryar	9/25/94	at Minnesota	6	160	0	43
Paul Warfield	11/14/71	PITTSBURGH	3	158	3	86t
Mark Duper	11/4/84	at N.Y. Jets	7	155	0	54
Mark Duper	9/21/86	at N.Y. Jets	7	154	2	46t
* O.J. McDuffie	12/30/95	at Buffalo	11	154	1	31
Mark Clayton	10/23/88	N.Y. JETS	10	153	2	45t
Oronde Gadsden	12/27/98	at Atlanta	9	153	0	50
Chris Chambers	12/28/03	N.Y. JETS	9	153	1	24
Mark Clayton	12/17/84	DALLAS	4	150	3	63t
* Mark Duper	1/6/85	PITTSBURGH	5	148	2	41t
Terry Kirby	12/19/93	Buffalo	9	148	1	30t
Paul Warfield	9/19/71	at Denver	6	146	1	36
Chris Chambers	1/2/05	at Baltimore	4	146	1	76t
Duriel Harris	11/8/81	at New England	8	145	0	55
Mark Duper	12/14/86	at L.A. Rams	5	145	3	69t
Nat Moore	12/17/77	BUFFALO	5	144	1	67
Mark Clayton	9/30/84	at St. Louis	5	143	1	42
Mark Clayton	9/7/86	at San Diego	5	143	2	49t
Brandon Marshall	12/24/11	at New England	6	143	1	47
Otto Stowe	11/27/72	ST. LOUIS	6	140	2	37t
* Paul Warfield	12/25/71	at Kansas City	7	140	0	42
Paul Warfield	11/17/74	BUFFALO	4	139	1	54
Fred Barnett	12/8/96	N.Y. GIANTS	4	139	0	66
Brandon Marshall	9/12/11	New England	7	139	0	31
Mark Clayton	9/1/91	at Buffalo	6	138	2	43t
Chris Chambers	12/15/02	OAKLAND	7	138	0	40
Patrick Cobbs	10/12/08	at Houston	3	138	2	80t
O.J. McDuffie	10/27/97	CHICAGO	7	137	0	55
Lamar Thomas	12/21/98	DENVER	6	136	3	56t
O.J. McDuffie	9/7/97	TENNESSEE	8	135	0	50
Jarvis Landry	9/18/16	at New England	10	135	0	33
Mark Duper	10/30/83	L.A. RAMS	7	134	1	46t
Mark Duper	12/9/91	CINCINNATI	7	134	1	43t
Paul Warfield	12/10/72	at N.Y. Giants	4	132	1	44
Mark Duper	10/23/88	N.Y. JETS	6	132	0	56
O.J. McDuffie	11/8/98	INDIANAPOLIS	9	132	2	61t
Mark Duper	10/15/89	at Cincinnati	5	129	0	41
Davone Bess	11/25/12	Seattle	7	129	0	39
Bo Roberson	9/18/66	at Buffalo	5	128	1	54t
Marlin Briscoe	11/12/72	NEW ENGLAND	4	128	2	51t
Mark Clayton	12/3/89	at Kansas City	9	128	1	47



DOLPHINS OUTSTANDING PERFORMANCES

GAMES OF 100+ RECEIVING YARDS

PLAYER	DATE	OPPONENT	NO.	YDS.	TD	LG
Chris Chambers	10/24/04	ST. LOUIS	3	128	1	71t
Duriel Harris	10/9/77	at Baltimore	4	127	0	47
Nat Moore	9/30/79	at N.Y. Jets	8	127	1	36
Mark Clayton	12/9/84	at Indianapolis	9	127	1	32
Brandon Marshall	10/17/10	at Green Bay	10	127	0	23
Brian Hartline	12/1/13	at N.Y. Jets	9	127	1	31t
Mike Wallace	11/24/13	CAROLINA	5	127	1	57
Jack Clancy	12/3/67	at Houston	7	126	1	44t
* Paul Warfield	1/2/72	BALTIMORE	2	125	1	75t
Mark Clayton	11/12/89	at N.Y. Jets	4	125	1	78t
Mark Duper	10/7/90	N.Y. JETS	5	125	2	69t
Howard Twilley	11/3/68	at San Diego	7	124	1	38
Nat Moore	10/10/76	at Baltimore	3	124	1	67t
Chris Chambers	12/22/01	at New England	7	124	0	44
Mark Duper	9/13/87	at New England	9	123	2	26
Oronde Gadsden	10/10/99	at Indianapolis	4	123	1	62
Marty Booker	10/10/04	at New England	7	123	0	45
Davone Bess	9/30/12	at Arizona	7	123	0	21
Paul Warfield	10/10/70	at N.Y. Jets	5	122	1	40
Mark Clayton	11/3/85	at New England	7	122	0	39
Mark Clayton	10/29/89	at Buffalo	7	122	1	44t
Mel Baker	12/15/74	NEW ENGLAND	4	121	2	46t
Nat Moore	9/23/79	CHICAGO	5	121	0	36
Mark Duper	11/20/83	BALTIMORE	5	121	1	85t
O.J. McDuffie	10/20/96	at Philadelphia	7	121	2	36
Chris Chambers	12/11/05	at San Diego	8	121	2	35t
Chris Chambers	12/3/06	JACKSONVILLE	8	121	0	46
Paul Warfield	10/3/70	OAKLAND	3	120	2	54t
Tony Nathan	9/29/85	at Denver	10	120	0	73
Tony Martin	9/10/00	at Minnesota	6	120	0	44
Rishard Matthews	11/11/13	at Tampa Bay	11	120	2	19t
Jarvis Landry	9/25/16	Cleveland	7	120	1	42t
Duriel Harris	11/18/79	at Cleveland	4	119	0	51
Fred Banks	12/10/89	NEW ENGLAND	6	119	0	36
Oronde Gadsden	10/23/00	at N.Y. Jets	7	119	0	29
Tony Nathan	9/28/80	NEW ORLEANS	7	118	0	22
Mark Duper	10/16/88	SAN DIEGO	7	118	1	51
Fred Banks	12/12/88	CLEVELAND	6	118	0	46
* O.J. McDuffie	1/9/99	at Denver	9	118	0	23
Tony Martin	10/17/99	at New England	7	118	1	69t
Chris Chambers	9/7/03	HOUSTON	7	118	2	57t
Duriel Harris	9/9/79	SEATTLE	5	117	0	51
* Mark Duper	12/31/83	SEATTLE	9	117	1	32t
Ferrell Edmunds	11/27/88	at N.Y. Jets	2	117	1	80t
Mark Ingram	11/27/94	at N.Y. Jets	9	117	4	28t
Davone Bess	12/6/09	NEW ENGLAND	10	117	1	19
Duriel Harris	11/12/76	BALTIMORE	5	116	0	44
Duriel Harris	11/25/79	at Baltimore	7	116	2	31t
Mark Clayton	11/27/88	at N.Y. Jets	7	116	2	31t
Oronde Gadsden	11/25/01	at Buffalo	8	116	0	42
Mark Duper	11/30/86	ATLANTA	4	115	1	54t
Marty Booker	11/23/06	at Detroit	7	115	2	48
Mike Wallace	9/15/13	at Indianapolis	9	115	1	34
Rishard Matthews	9/20/15	at Jacksonville	6	115	0	48
Jack Clancy	11/19/67	at Oakland	8	114	0	39
Nat Moore	9/25/77	at San Francisco	3	114	2	73t
Duriel Harris	11/30/81	PHILADELPHIA	9	114	1	39
* Tony Nathan	1/2/82	SAN DIEGO	9	114	1	32
Freddie Solomon	12/5/76	BUFFALO	5	114	1	53t
* Tony Nathan	1/6/85	PITTSBURGH	8	114	0	30
Oronde Gadsden	1/2/00	at Washington	9	114	1	26
Brian Hartline	9/8/13	at Cleveland	9	114	1	34t



DOLPHINS OUTSTANDING PERFORMANCES

GAMES OF 100+ RECEIVING YARDS

PLAYER	DATE	OPPONENT	NO.	YDS.	TD	LG
Charles Clay	12/21/14	MINNESOTA	6	114	0	41
Joe Auer	9/17/67	DENVER	2	113	1	68t
Marlin Briscoe	9/15/74	at New England	9	113	1	20
Nat Moore	11/2/75	at Chicago	4	113	1	79t
Mark Duper	9/24/89	N.Y. JETS	6	113	0	26
* Mark Duper	1/12/91	at Buffalo	3	113	1	64t
Irving Fryar	11/20/94	at Pittsburgh	6	113	0	45
Irving Fryar	9/10/95	at New England	3	113	2	67t
Chris Chambers	11/11/01	at Indianapolis	3	113	2	74t
Rishard Matthews	9/27/15	BUFFALO	6	113	2	46t
Irving Fryar	11/13/94	CHICAGO	9	112	0	21
James McKnight	11/24/02	SAN DIEGO	3	111	1	77
Davone Bess	11/28/10	at Oakland	6	111	0	29
Greg Camarillo	11/2/08	at Denver	11	111	0	23
Brian Hartline	9/16/12	Oakland	9	111	0	21
Jarvis Landry	12/27/15	Indianapolis	7	111	0	26
Frank Jackson	12/18/66	HOUSTON	4	110	1	48t
Mark Clayton	10/7/84	at Pittsburgh	5	110	0	33
Mark Duper	11/2/86	HOUSTON	2	110	1	85t
Jim Jensen	11/6/88	at New England	12	110	0	17
Scott Schwedes	12/18/88	at Pittsburgh	4	110	0	42
Tony Martin	10/4/93	Washington	4	110	1	80t
Irving Fryar	12/4/94	BUFFALO	5	110	2	45t
Irving Fryar	9/3/95	N.Y. JETS	5	110	2	50t
O.J. McDuffie	11/23/97	at New England	9	110	0	27
Marty Booker	10/22/06	GREEN BAY	7	110	1	40
Greg Camarillo	12/13/09	at Jacksonville	7	110	0	24
Jarvis Landry	9/20/15	at Jacksonville	8	110	0	36
Jim Kiick	10/26/69	BUFFALO	3	109	1	53t
Duriel Harris	9/11/83	NEW ENGLAND	4	109	1	64t
Nat Moore	9/29/85	at Denver	5	109	1	69t
Mark Clayton	10/19/86	L.A. RAIDERS	4	109	1	68t
Mark Duper	11/16/86	at Buffalo	7	109	1	27t
* Keith Jackson	1/8/95	at San Diego	8	109	2	31
Tony Martin	12/5/99	INDIANAPOLIS	6	109	1	33t
Chris Chambers	9/16/07	DALLAS	9	109	0	24
Greg Camarillo	12/16/07	BALTIMORE	3	109	1	64t
Brandon Marshall	10/17/11	at N.Y. Jets	6	109	0	46
Charles Clay	9/15/13	at Indianapolis	5	109	0	67
Paul Warfield	10/31/71	at L.A. Rams	3	108	1	74t
Mark Clayton	12/12/88	CLEVELAND	8	108	2	21
O.J. McDuffie	11/6/94	INDIANAPOLIS	7	108	1	28t
Ted Ginn, Jr.	9/21/09	INDIANAPOLIS	11	108	0	21
Jarvis Landry	12/17/16	at N.Y. Jets	3	108	1	66t
Mark Duper	12/2/85	CHICAGO	5	107	0	52
Scott Schwedes	11/12/89	at N.Y. Jets	3	107	1	65t
Terry Kirby	12/13/93	Pittsburgh	7	107	0	47
Anthony Fasano	11/14/10	TENNESSEE	5	107	1	31
Brian Hartline	11/4/12	at Indianapolis	8	107	0	35
Jakeem Grant	12/24/17	at Kansas City	4	107	1	65t
Larry Seiple	11/16/69	at Buffalo	8	106	0	25
Nat Moore	10/17/76	KANSAS CITY	5	106	0	39
* Duriel Harris	1/2/82	SAN DIEGO	6	106	0	34
Mark Clayton	10/28/84	BUFFALO	3	106	2	65t
Mark Clayton	9/15/85	INDIANAPOLIS	8	106	1	26
Tony Martin	12/1/91	TAMPA BAY	5	106	1	51
Mark Duper	12/15/91	at San Diego	8	106	0	39
O.J. McDuffie	11/10/96	INDIANAPOLIS	6	106	1	36
Charles Jordan	11/30/97	at Oakland	5	106	2	44t
Brandon Marshall	12/19/10	BUFFALO	11	106	1	16
Brandon Marshall	11/6/11	at Kansas City	8	106	1	30
DeVante Parker	1/3/16	NEW ENGLAND	5	106	1	46



DOLPHINS OUTSTANDING PERFORMANCES

GAMES OF 100+ RECEIVING YARDS

PLAYER	DATE	OPPONENT	NO.	YDS.	TD	LG
DeVante Parker	9/18/16	at New England	8	106	0	28
Nat Moore	11/4/84	at N.Y. Jets	5	105	1	37t
Andre Brown	10/29/89	at Buffalo	5	105	1	44t
O.J. McDuffie	12/13/98	N.Y. JETS	11	105	1	20
Mike Wallace	10/6/13	BALTIMORE	7	105	0	49
Mike Wallace	12/15/13	NEW ENGLAND	6	105	1	39
Joe Auer	11/27/66	NEW ENGLAND	5	104	1	22
Karl Noonan	9/14/68	HOUSTON	7	104	1	44
Paul Warfield	10/3/71	N.Y. JETS	4	104	0	-
Paul Warfield	9/15/74	at New England	5	104	0	39
Howard Twilley	10/17/76	KANSAS CITY	8	104	1	20
Mark Clayton	12/13/87	at Philadelphia	7	104	2	21
Tony Martin	10/13/91	at Kansas City	4	104	0	54
Chris Chambers	11/7/04	ARIZONA	7	104	0	30
Marty Booker	9/11/05	DENVER	5	104	1	60t
Mike Wallace	12/14/14	at New England	5	104	1	50
Paul Warfield	12/15/73	DETROIT	6	103	4	29
Irving Fryar	9/26/93	at Buffalo	7	103	1	36t
Mark Ingram	10/31/93	Kansas city	4	103	1	77t
Irving Fryar	11/7/93	at N. Y. Jets	6	103	1	65t
Irving Fryar	11/27/94	at N.Y. Jets	5	103	0	25
Oronde Gadsden	12/5/99	INDIANAPOLIS	6	103	1	24t
Chris Chambers	11/21/04	at Seattle	9	103	1	28
Marty Booker	12/10/06	NEW ENGLAND	8	103	1	32t
Brandon Marshall	11/24/11	at Dallas	5	103	1	39
DeVante Parker	11/13/16	at San Diego	5	103	0	56
Jarvis Landry	12/11/16	ARIZONA	4	103	0	71
Jack Clancy	10/8/67	KANSAS CITY	6	102	0	28
Larry Seiple	11/2/69	at N.Y. Jets	7	102	2	29t
Nat Moore	11/9/75	N.Y. JETS	4	102	0	63
Nat Moore	12/15/79	N.Y. JETS	5	102	0	34
Tony Nathan	11/20/80	SAN DIEGO	7	102	1	20
Mark Duper	9/28/86	SAN FRANCISCO	7	102	0	24
Mark Duper	10/5/86	at New England	4	102	0	45
Mark Clayton	12/10/89	NEW ENGLAND	6	102	0	34
Mark Clayton	12/24/89	KANSAS CITY	6	102	1	35
O.J. McDuffie	11/29/98	NEW ORLEANS	9	102	3	22t
Tony Martin	12/27/99	N.Y. JETS	6	102	1	32t
Oronde Gadsden	11/4/01	CAROLINA	5	102	0	61
Chris Chambers	9/29/02	at Kansas City	6	102	0	38
Randy McMichael	10/19/03	NEW ENGLAND	8	102	0	22
Marty Booker	11/13/05	NEW ENGLAND	5	102	0	35
Brandon Marshall	12/26/10	DETROIT	10	102	0	14
* Jarvis Landry	1/8/17	at Pittsburgh	11	102	0	17
Jim Mandich	9/29/74	at San Diego	4	101	0	44
* Tony Nathan	1/4/86	CLEVELAND	10	101	0	39
Tony Nathan	9/28/86	SAN FRANCISCO	10	101	0	18
Mark Duper	10/19/86	L.A. RAIDERS	5	101	0	44
Tony Martin	9/13/99	at Denver	4	101	0	40
Chris Chambers	11/25/01	at Buffalo	5	101	2	32t
Chris Chambers	11/27/05	at Oakland	6	101	0	24
Chris Chambers	9/23/07	at N.Y. Jets	6	101	0	26
Mark Duper	11/1/87	PITTSBURGH	5	100	1	50t
Mark Clayton	9/29/91	at N.Y. Jets	7	100	1	25
Mark Duper	11/16/92	BUFFALO	5	100	0	55
Keith Jackson	9/18/94	N.Y. JETS	6	100	0	35
Charles Jordan	9/14/97	at Green Bay	4	100	1	44
Kenny Stills	10/23/16	BUFFALO	5	100	1	66t

* Playoff game

** Super Bowl



DOLPHINS OUTSTANDING PERFORMANCES

GAMES OF 100+ RUSHING YARDS

PLAYER	DATE	OPPONENT	ATT.	YDS.	TD	LG
Ricky Williams	12/1/02	at Buffalo	27	228	2	55t
Ricky Williams	12/9/02	CHICAGO	31	216	2	63t
Jay Ajayi	10/23/16	BUFFALO	28	214	1	53
* Lamar Smith	12/30/00	INDIANAPOLIS	40	209	2	24
Jay Ajayi	12/24/16	at Buffalo	32	206	1	57
Jay Ajayi	10/16/16	PITTSBURGH	25	204	2	62t
Reggie Bush	12/18/11	at Buffalo	25	203	1	76t
+ Mercury Morris	9/30/73	NEW ENGLAND	15	197	3	70t
Ricky Williams	12/29/02	at New England	31	185	2	30
Lamar Miller	12/28/14	N.Y. JETS	19	178	1	97t
Lamar Miller	10/25/15	HOUSTON	14	175	1	85t
Gary Davis	12/17/77	BUFFALO	26	172	1	60t
Ricky Williams	12/24/05	TENNESSEE	26	172	1	35
Reggie Bush	9/16/12	Oakland	26	172	2	65t
Troy Stradford	11/22/87	at Dallas	17	169	1	51
Sammie Smith	9/9/90	at New England	23	159	1	27
Lamar Smith	1/6/02	BUFFALO	30	158	1	25
Ronnie Brown	11/5/06	at Chicago	29	157	0	27
Lamar Smith	10/23/00	at N.Y. Jets	23	155	2	68t
Ricky Williams	9/21/03	BUFFALO	42	153	1	21
Karim Abdul-Jabbar	12/22/96	at N.Y. Jets	30	152	1	17t
Abner Haynes	9/17/67	DENVER	12	151	2	65t
Delvin Williams	11/9/80	at Los Angeles	12	151	0	65
Ricky Williams	9/22/02	N.Y. JETS	24	151	1	53t
Bernie Parmalee	10/16/94	L.A. RAIDERS	30	150	0	26
Lorenzo Hampton	11/24/86	N.Y. JETS	19	148	2	54t
Mark Higgs	9/1/91	at Buffalo	30	146	1	20
** Larry Csonka	1/13/74	vs. Minnesota	33	145	2	14t
Lamar Smith	9/3/00	SEATTLE	27	145	1	36
Mercury Morris	11/11/73	BALTIMORE	12	144	2	53t
Delvin Williams	11/12/78	at Buffalo	26	144	2	26t
Lamar Smith	10/7/01	NEW ENGLAND	29	144	1	17
Ricky Williams	11/24/02	SAN DIEGO	29	143	2	19
Leroy Harris	12/5/77	BALTIMORE	17	140	1	77t
Benny Malone	10/9/77	at Baltimore	12	139	2	62t
Larry Csonka	10/24/71	at N.Y. Jets	20	137	2	21t
Ronnie Brown	9/21/09	INDIANAPOLIS	24	136	2	19
Delvin Williams	9/17/78	BUFFALO	24	135	1	18t
Ronnie Brown	9/30/07	OAKLAND	15	134	1	60
Knowshon Moreno	9/7/14	NEW ENGLAND	24	134	1	15
Ricky Williams	9/15/02	at Indianapolis	24	132	0	19
Ronnie Brown	9/25/05	CAROLINA	23	132	1	58
Mark Higgs	12/1/91	TAMPA BAY	25	131	1	19t
Jay Ajayi	10/15/17	at Atlanta	26	130	0	18
Andra Franklin	12/5/82	MINNESOTA	28	129	1	12t
Bernie Parmalee	12/12/94	KANSAS CITY	19	127	1	47t
Karim Abdul-Jabbar	11/15/98	at Carolina	25	127	1	30
Ronnie Brown	10/15/06	at N.Y. Jets	22	127	1	26
Mercury Morris	10/5/75	at Green Bay	31	125	0	11
Lamar Smith	11/5/00	at Detroit	24	125	2	46t
Ricky Williams	9/14/03	at N.Y. Jets	34	125	1	22
Ronnie Brown	10/5/08	SAN DIEGO	24	125	1	13
Mercury Morris	10/26/75	at Buffalo	20	124	0	35
Karim Abdul-Jabbar	9/15/96	N.Y. JETS	23	124	2	29
Jesse Chatman	11/11/07	BUFFALO	27	124	0	23
Larry Csonka	12/2/74	CINCINNATI	24	123	0	24
Sammie Smith	11/5/89	Indianapolis	25	123	0	25
Bernie Parmalee	10/30/94	at New England	25	123	0	17
Sammy Morris	12/10/06	NEW ENGLAND	25	123	1	44
Jay Ajayi	9/17/17	at L.A. Chargers	28	122	0	20
Larry Csonka	11/9/69	at Boston	16	121	1	54t
Jim Kiick	10/24/71	at N.Y. Jets	17	121	0	24



DOLPHINS OUTSTANDING PERFORMANCES

GAMES OF 100+ RUSHING YARDS						
PLAYER	DATE	OPPONENT	ATT.	YDS.	TD	LG
Don Nottingham	9/28/75	at New England	16	120	1	40t
Troy Stradford	12/7/87	N.Y. JETS	30	120	3	21
Bernie Parmalee	10/22/95	at N.Y. Jets	24	120	0	25
Kenyan Drake	12/3/17	DENVER	23	120	1	42t
Benny Malone	10/31/76	NEW ENGLAND	21	119	0	17
Delvin Williams	9/3/78	at N.Y. Jets	11	119	1	58t
Tony Nathan	12/6/81	NEW ENGLAND	17	119	0	24
Ricky Williams	11/19/09	at Carolina	22	119	2	46t
Larry Csonka	9/17/72	at Kansas City	21	118	1	17t
Benny Malone	10/24/76	at Tampa Bay	22	118	1	28
* Larry Csonka	12/30/73	OAKLAND	29	117	3	15
Mercury Morris	11/7/71	BUFFALO	13	116	1	45
Delvin Williams	10/22/78	at New England	19	116	1	24
Larry Csonka	12/6/70	NEW ENGLAND	21	115	1	30
Karim Abdul-Jabbar	9/1/96	NEW ENGLAND	26	115	1	14
Ronnie Brown	12/31/06	at Indianapolis	21	115	0	47
Ronnie Brown	10/4/09	BUFFALO	20	115	2	38
Ricky Williams	11/29/09	at Buffalo	27	115	1	11
Larry Csonka	11/27/72	ST. LOUIS	16	114	0	20
Larry Csonka	10/15/73	at Cleveland	21	114	2	13
* Larry Csonka	12/21/74	at Oakland	24	114	0	26
Mercury Morris	10/19/75	at N.Y. Jets	16	114	1	49
Mark Higgs	10/24/93	Indianapolis	17	114	0	31
Ronnie Brown	10/7/07	at Houston	23	114	1	22
Kenyan Drake	12/11/17	NEW ENGLAND	25	114	0	31
Mercury Morris	12/3/72	at New England	15	113	0	20
Ronnie Brown	9/21/08	at New England	17	113	4	62t
Reggie Bush	12/24/11	at New England	22	113	0	12
Lamar Miller	10/18/15	at Tennessee	19	113	1	22
Lamar Miller	12/6/15	BALTIMORE	20	113	0	22
** Larry Csonka	1/14/73	vs. Washington	15	112	0	22
* Andra Franklin	1/8/83	NEW ENGLAND	26	112	1	13
Ronnie Brown	9/23/07	at N.Y. Jets	23	112	2	13
Jim Kiick	11/10/68	at Buffalo	23	111	1	25t
Benny Malone	10/3/76	L.A. RAMS	19	111	1	20
Mark Higgs	9/8/91	INDIANAPOLIS	27	111	0	24
Mark Higgs	9/20/92	L.A. RAMS	23	111	0	12
Ricky Williams	9/8/02	DETROIT	20	111	2	37
Ricky Williams	12/21/03	at Buffalo	29	111	0	22
Jay Ajayi	11/6/16	N.Y. JETS	24	111	1	20t
Troy Stradford	11/1/87	PITTSBURGH	19	110	1	13
Ronnie Brown	12/25/06	N.Y. JETS	18	110	0	17
Lorenzo Hampton	12/22/86	NEW ENGLAND	13	109	0	20
Larry Csonka	11/30/70	at Atlanta	19	108	1	18
Jim Kiick	9/26/71	at Buffalo	20	108	0	16
Benny Malone	11/3/74	ATLANTA	24	108	1	13
Leroy Harris	11/20/77	at Cincinnati	20	108	0	16
Sammie Smith	12/30/90	INDIANAPOLIS	29	108	1	13
Mark Higgs	11/21/93	New England	19	108	0	29
Karim Abdul-Jabbar	10/19/97	at Baltimore	22	108	3	15
Karim Abdul-Jabbar	9/6/98	at Indianapolis	23	108	1	16
Karim Abdul-Jabbar	9/20/98	PITTSBURGH	33	108	1	18
Ricky Williams	1/1/06	at New England	28	108	1	09
Ricky Williams	12/13/09	at Jacksonville	28	108	1	12
Lamar Miller	9/21/14	KANSAS CITY	15	108	0	24
Larry Csonka	10/22/72	BUFFALO	18	107	1	21
Mercury Morris	11/19/72	N.Y. JETS	23	107	2	20t
Larry Csonka	11/4/73	at N.Y. Jets	19	107	0	16
Norm Bulaich	9/13/76	at Buffalo	19	107	0	26
Delvin Williams	10/9/78	CINCINNATI	24	107	0	19
Andra Franklin	12/12/82	at New England	23	107	0	15
Mark Higgs	11/8/92	at Indianapolis	20	107	1	22



DOLPHINS OUTSTANDING PERFORMANCES

GAMES OF 100+ RUSHING YARDS

PLAYER	DATE	OPPONENT	ATT.	YDS.	TD	LG
Lamar Smith	12/10/01	INDIANAPOLIS	28	107	0	17
Ricky Williams	11/23/03	WASHINGTON	23	107	2	24t
Ricky Williams	12/15/03	PHILADELPHIA	18	107	1	45
Daniel Thomas	9/18/11	Houston	18	107	0	14
Jim Kiick	11/2/69	at N.Y. Jets	15	106	0	27
Mercury Morris	11/5/72	at Buffalo	11	106	2	33
* Mercury Morris	12/23/73	CINCINNATI	20	106	1	25
Larry Csonka	9/29/74	at San Diego	21	106	2	14
J.J. Johnson	11/21/99	NEW ENGLAND	31	106	1	14
Ronnie Brown	10/30/05	at New Orleans	23	106	0	35
Benny Malone	10/16/77	N.Y. JETS	22	105	1	15t
Joe Carter	10/14/84	HOUSTON	13	105	1	25
Ricky Williams	10/6/02	NEW ENGLAND	36	105	0	12
Ricky Williams	11/16/03	BALTIMORE	36	105	0	16
Ricky Williams	11/9/08	SEATTLE	12	105	1	51t
Lamar Miller	10/31/13	CINCINNATI	16	105	0	41
Daniel Thomas	12/8/13	at Pittsburgh	16	105	1	55
Jim Kiick	10/6/68	at Houston	26	104	0	12
Larry Csonka	11/29/71	CHICAGO	16	104	1	19
Larry Csonka	9/16/73	SAN FRANCISCO	22	104	0	25
Benny Malone	10/27/74	BALTIMORE	19	104	1	23t
Benny Malone	12/8/74	at Baltimore	17	104	0	17
Gary Davis	11/24/77	at St. Louis	20	104	0	16
Karim Abdul-Jabbar	11/3/96	at New England	29	104	2	15
Ricky Williams	11/27/03	at Dallas	31	104	0	15
Reggie Bush	12/16/12	Jacksonville	21	104	0	53
Larry Csonka	9/26/71	at Buffalo	20	103	1	17
Andra Franklin	9/12/82	at N.Y. Jets	28	103	2	18
Bernie Parmalee	11/5/95	at San Diego	19	103	0	40
Karim Abdul-Jabbar	11/9/97	N.Y. JETS	25	103	2	13
Reggie Bush	10/30/11	at N.Y. Giants	15	103	0	35
Reggie Bush	12/11/11	Philadelphia	14	103	0	16
Larry Csonka	10/8/72	at N.Y. Jets	18	102	0	15
Don Nottingham	10/27/74	BALTIMORE	19	102	1	24
Don Nottingham	10/5/75	at Green Bay	21	102	3	14
Bernie Parmalee	11/26/95	at Indianapolis	20	102	0	15
Ricky Williams	11/17/02	BALTIMORE	26	102	2	18
Ricky Williams	11/15/09	TAMPA BAY	20	102	0	27
Andra Franklin	11/1/81	BALTIMORE	23	101	0	15
Ricky Williams	12/15/02	OAKLAND	27	101	0	16
Ronnie Brown	10/14/07	at Cleveland	19	101	0	15
Ronnie Brown	11/16/08	OAKLAND	16	101	0	21
Mercury Morris	10/28/73	at New England	14	100	1	11
Terry Kirby	9/18/94	N.Y. JETS	15	100	1	30
Lamar Smith	12/3/00	at Buffalo	28	100	0	22
Reggie Bush	12/4/11	Oakland	22	100	1	29

* Playoff game

** Super Bowl

+ Single-game record by two rushers, 277 yards; includes Larry Csonka 18 for 80.



OPPONENT INDIVIDUAL RECORDS

The following individual records relate solely to play against the Miami Dolphins. They include National Football League regular-season statistics only – with the exception of those single-game records marked by “*” or “**”

*Playoff game **Super Bowl

SERVICE

MOST GAMES PLAYED

32	Pat Leahy, N.Y. Jets (1974-91)
31	Tom Brady, New England (2001-17)
28	Andre Reed, Buffalo (1985-99)
28	Jim Ritches, Buffalo (1980-95)
28	Bruce Smith, Buff., Wash. (1985-03)

RUSHING

MOST RUSHING YARDS

CAREER

1,620	Thurman Thomas, Buffalo (20 games), 364 att.
1,507	Freeman McNeil, N.Y. Jets (21 games), 281 att.
1,507	Curtis Martin, N.E., N.Y. Jets (20 games), 409 att.
1,177	O.J. Simpson, Buffalo (16 games), 240 att.
1,065	Eric Dickerson, L.A. Rams, Ind., L.A.

GAME

203	O.J. Simpson, Buffalo (12/5/76 at
203	Rueben Mayes, New Orleans (12/7/86 at New Orleans), 28 att.
199	Earl Campbell, Houston (11/20/78 at Houston), 28 att.
*199	Terrell Davis, Denver (1/9/99 at Denver), 21 att.
179	Justin Fargas, Oakland (9/30/07 at Miami), 22 att.

MOST RUSHING ATTEMPTS

CAREER

409	Curtis Martin, N.E., N.Y. Jets (20 games)
364	Thurman Thomas, Buffalo (20 games)
281	Freeman McNeil, N.Y. Jets (21 games)
240	O.J. Simpson, Buffalo (16 games)
235	Lydell Mitchell, S.D., Balt. (12 games)

GAME

**38	John Riggins, Washington (1/30/83 at Pasadena), 166 yards
38	Lee Suggs, Cleveland (12/26/04 at Miami), 143 yards
36	James Jones, Detroit (10/27/85 at Detroit), 114 yards
36	Curtis Martin, N.Y. Jets (10/4/98 at New York), 108 yards
35	Lydell Mitchell, Baltimore (12/9/73 at Baltimore), 104 yards
35	Thurman Thomas, Buffalo (12/17/95 at Buffalo), 148 yards
35	Travis Henry, Buffalo (12/1/02 at Buffalo), 151 yards

MOST RUSHING TOUCHDOWNS

CAREER

13	Curtis Martin, N.E., N.Y. Jets (20 games)
9	Jim Nance, Boston, N.Y. Jets (12 games)
8	Thurman Thomas, Buffalo (20 games)
7	Marcus Allen, Oak./L.A. Raiders, K.C.

GAME

4	Earl Campbell, Houston (11/20/78 at
3	Paul Robinson, Cincinnati (11/17/68 at Cincinnati)
3	Don McCauley, Baltimore (11/23/75 at Miami)

3	Marcus Allen, L.A. Raiders (12/2/84 at Miami)
3	Merril Hoge, Pittsburgh (11/26/89 at Miami)
3	Earnest Byner, Washington (12/2/90 at Washington)
3	Rod Bernstine, San Diego (12/15/91 at San Diego)
3	Kenneth Davis, Buffalo (12/19/93 at Miami)
3	Natrone Means, San Diego (12/27/93 at San Diego)
3	Curtis Martin, New England (11/3/96 at New England)
3	Daunte Culpepper, Oakland (9/30/07 at Miami)

HIGHEST RUSHING AVERAGE

CAREER (min: 125 att.)

5.4	Freeman McNeil, N.Y. Jets (21 games), 281/1,507 yards
5.1	Jim Nance, Bost., N.Y. Jets (12 games), 183/933 yards

GAME (min: 10 att.)

11.3	Colin Kaepernick, San Francisco (11/27/16 at Miami), 10/113 yards
11.1	Laurence Maroney, New England (12/23/07 at New England), 14/156 yards
10.4	Curtis Brown, Buffalo (11/12/78 at Buffalo), 11/114 yards
10.2	Johnny Hector, N.Y. Jets (12/22/91 at Miami), 13/132 yards
*10.1	Earnest Byner, Cleveland (1/4/86 at Miami), 16/161 yards

MOST 100-YARD RUSHING GAMES

7	Eric Dickerson, L.A. Rams, Ind., L.A.
6	Thurman Thomas, Buffalo (20 games)
5	Freeman McNeil, N.Y. Jets (21 games)
5	Jim Nance, Bost., N.Y. Jets (12 games)
5	Curtis Martin, N.E., N.Y. Jets (20 games)

LONGEST RUNS FROM SCRIMMAGE

*90t	Fred Taylor, Jacksonville (1/15/00 at Jacksonville)
81t	Earl Campbell, Houston (11/20/78 at Houston)
80t	Carl Garrett, Boston (11/9/69 at Boston)
77t	Fred Taylor, Jacksonville (10/12/98 at Jacksonville)
76t	Robert Holmes, Kansas City (9/28/68 at Miami)
75t	O.J. Simpson, Buffalo (12/5/76 at Miami)
75t	Reuben Droughns, Cleveland (11/20/05 at Cleveland)
70t	Ahman Green, Green Bay (10/22/06 at Miami)

PASSING

MOST PASSING YARDS

CAREER

7,068	Tom Brady, New England (31 games)
5,397	Drew Bledsoe, N.E., Buff. (22 games)
4,902	Joe Ferguson, Buff., T.B., Ind. (25 games)
4,560	Jim Kelly, Buffalo (20 games)
3,837	Ken O'Brien, N.Y. Jets, Phil. (17 games)

GAME

517	Tom Brady, New England (9/12/11 at Miami), 32 of 48
479	Ken O'Brien, N.Y. Jets (9/21/86 at New York), 29 of 43
436	James Harris, L.A. Rams (10/3/76 at Miami), 17 of 29
*433	Dan Fouts, San Diego (1/2/82 at Miami), 33 of 53
433	Andrew Luck, Indianapolis (11/4/12 at Indianapolis), 30 of 48



OPPONENT INDIVIDUAL RECORDS

MOST PASS ATTEMPTS

CAREER

994	Tom Brady, New England (31 games)
765	Drew Bledsoe, N.E., Buff. (22 games)
722	Joe Ferguson, Buff., T.B., Ind. (25 games)
621	Jim Kelly, Buffalo (20 games)
521	Steve Grogan, New England (22 games)

GAME

59	Vinny Testaverde, N.Y. Jets (10/23/00 at New York), 36 completions
56	Dan Fouts, San Diego (11/18/84 at San Diego), 37 completions
56	Tom Brady, New England (9/7/14 at Miami), 29 completions
55	Joe Ferguson, Buffalo (10/9/83 at Miami), 38 completions
55	Steve Bono, Kansas City (12/12/94 at Miami), 33 completions
55	Tom Brady, New England (12/15/13 at Miami), 34 completions

MOST PASS COMPLETIONS

CAREER

601	Tom Brady, New England (31 games)
418	Joe Ferguson, Buff., T.B., Ind. (25 games)
412	Drew Bledsoe, N.E., Buff. (22 games)
388	Jim Kelly, Buffalo (20 games)
303	Ken O'Brien, N.Y. Jets, Phil. (17 games)

GAME

38	Joe Ferguson, Buffalo (10/9/83 at Miami), 55 att.
37	Dan Fouts, San Diego (11/18/84 at San Diego), 56 att.
36	Vinny Testaverde, N.Y. Jets (10/23/00 at New York), 59 att.
36	Joe Flacco, Baltimore (12/4/16 at Baltimore), 47 att.
35	Drew Brees, San Diego (12/11/05 at San Diego), 52 att.

MOST CONSECUTIVE PASS COMPLETIONS

15	Steve DeBerg, San Francisco (11/16/80 at Miami)
----	---

MOST TOUCHDOWN PASSES

CAREER

57	Tom Brady, New England (31 games)
30	Drew Bledsoe, N.E., Buff. (22 games)
26	Joe Ferguson, Buff., T.B., Ind. (25 games)
25	Ken O'Brien, N.Y. Jets, Phil. (17 games)
24	Jim Kelly, Buffalo (20 games)

GAME

6	Tom Brady, New England (10/21/07 at Miami)
5	Len Dawson, Kansas City (10/8/67 at Kansas City)
5	Babe Parilli, Boston (10/15/67 at Boston)
5	Joe Ferguson, Buffalo (10/9/83 at Miami)
5	Vinny Testaverde, N.Y. Jets (10/23/00 at New York)
5	Trent Green, Kansas City (9/29/02 at Kansas City)

MOST PASSES HAD INTERCEPTED

CAREER

33	Joe Ferguson, Buff., T.B., Ind. (25 games)
29	Drew Bledsoe, N.E., Buff. (22 games)
25	Richard Todd, N.Y. Jets (14 games)
25	Steve Grogan, New England (22 games)
24	Joe Namath, N.Y. Jets (16 games)
24	Tom Brady, New England (31 games)

GAME

6	Joe Namath, N.Y. Jets (10/19/75 at New York), 24 att.
6	Donald Hollas, Oakland (12/6/98 at Oakland), 31 att.
*5	Mike Phipps, Cleveland (12/24/72 at Miami), 23 att.
5	Bill Troup, Baltimore (9/10/78 at Baltimore), 33 att.
5	Ken Stabler, Oakland (12/10/78 at Miami), 36 att.
5	Joe Ferguson, Buffalo (9/7/80 at Buffalo), 32 att.
5	Joe Ferguson, Buffalo (11/21/82 at Buffalo), 28 att.
*5	Dan Fouts, San Diego (1/6/83 at Miami), 34 att.
*5	Richard Todd, N.Y. Jets (1/23/83 at Miami), 37 att.
5	Richard Todd, N.Y. Jets (10/16/83 at New York), 26 att.
5	Drew Bledsoe, New England (11/21/99 at Miami), 34 att.

MOST COMPLETION PERCENTAGE

CAREER (min: 100 completions)

71.8	Joe Flacco, Baltimore (six games), 127 of 177 att.
69.9	Troy Aikman, Dallas (four games), 102 of 146 att.
68.9	Warren Moon, Hou., Minn. (six games), 102 of 148 att.
67.6	Drew Brees, S.D., N.O. (six games), 150 of 222 att.
65.9	Tyrod Taylor, Buffalo (six games), 108 of 164 att.

GAME (min: 12 completions)

87.1	Eli Manning, N.Y. Giants (12/14/15 at Miami), 27 of 31
86.7	Joe Namath, N.Y. Jets (10/22/67 at Miami), 13 of 15
85.7	Ben Roethlisberger, Pittsburgh (11/26/07 at Pittsburgh), 18 of 21
84.2	Johnny Unitas, Baltimore (12/11/71 at Baltimore), 16 of 19
84.0	Tom Brady, New England (10/21/07 at Miami), 21 of 25

MOST 300-YARD PASSING GAMES

CAREER

7	Tom Brady, New England (31 games)
6	Drew Bledsoe, N.E., Buff. (22 games)
5	Philip Rivers, San Diego (eight games)
3	Ken O'Brien, N.Y. Jets, Phil. (16 games)
3	Joe Ferguson, Buff., T.B., Ind. (25 games)
3	Jim Kelly, Buffalo (20 games)
3	Vinny Testaverde, T.B., Clew, Bal., N.Y. Jets (11 games)

LONGEST PASS PLAYS

99t	Tom Brady to Wes Welker (9/12/11 vs. New England)
93t	Mike Livingston to Otis Taylor, 79 yards; lateral to Robert Holmes, 14 yards (10/19/69 at Kansas City)
92t	Joe Ferguson to Frank Lewis (9/17/78 vs. Buffalo)
89t	Len Dawson to Otis Taylor (11/13/66 at Kansas City)
89t	Joe Namath to Richard Caster (10/7/74 at N.Y. Jets)
87t	Charlie Batch to Heath Miller (9/7/06 at Pittsburgh)
86t	Aaron Rodgers to Greg Jennings (10/17/10 at Green Bay)
84t	Drew Bledsoe to Ben Coates (11/3/96 at New England)
84t	Eli Manning to Odell Beckham Jr. (12/14/15 vs. N.Y. Giants)
83t	Jim Kelly to Andre Reed (12/4/94 vs. Buffalo)
*82t	Daryle Lamonica to Rod Sherman (12/27/70 at Oakland)



OPPONENT INDIVIDUAL RECORDS

82t	Dan Pastorini to Charlie Joiner (9/24/72 vs. Houston)
81t	Tom Brady to Sam Aiken (12/6/09 vs. New England)
82t	Tom Brady to Troy Brown (10/19/03 vs. New England)
80t	Sam Wyche to Bob Trumpy (11/17/68 vs. Cincinnati)
80t	Ken Anderson to Isaac Curtis (11/28/83 vs. Cincinnati)
80t	Warren Moon to Butch Woolfolk (9/8/85 at Houston)
80t	Mike Pagel to Wayne Capers (11/17/85 at Indianapolis)
80t	John Friesz to Brian Blades (10/6/96 vs. Seattle)
80t	Alex Van Pelt to Eric Moulds (11/25/01 at Buffalo)
80t	Peyton Manning to Dallas Clark (9/21/09 vs. Indianapolis)

RECEIVING

MOST RECEPTIONS

CAREER

122	Andre Reed, Buffalo (28 games)
99	Wes Welker, N.E., Den. (12 games)
84	Marvin Harrison, Indianapolis (15 games)
78	Al Toon, N.Y. Jets (14 games)
73	Eric Moulds, Buff., Hou. (21 games)

GAME

15	Isaac Bruce, St. Louis (12/24/95 at St. Louis), 210 yards
14	Al Toon, N.Y. Jets (11/27/88 at New York), 181 yards
*13	Kellen Winslow, San Diego (1/2/82 at Miami), 166 yards
13	Antonio Gates, San Diego (12/11/05 at San Diego), 123 yards
13	Julian Edelman, New England (12/15/13 at Miami), 139 yards

MOST RECEIVING YARDS

CAREER

1,731	Andre Reed, Buffalo (28 games), 122 receptions
1,371	Stanley Morgan, N.E., Ind. (25 games), 68 receptions
1,342	Wesley Walker, N.Y. Jets (19 games), 70 receptions
1,221	Eric Moulds, Buff., Hou. (21 games), 73 receptions
1,196	Wes Welker, N.E., Den. (12 games), 99 receptions

GAME

*240	Eric Moulds, Buffalo (1/2/99 at Miami), 9 receptions
221	Eric Decker, N.Y. Jets (12/28/14 at Miami), 10 receptions
220	Ron Jessie, Los Angeles (10/3/76 at Miami), 7 receptions
210	Isaac Bruce, St. Louis (12/24/95 at St. Louis), 15 receptions
196	Eric Moulds, Buffalo (11/25/01 at Buffalo), 6 receptions

MOST RECEIVING TOUCHDOWNS

CAREER

17	Wesley Walker, N.Y. Jets (19 games), 70 receptions
13	Irving Fryar, N.E., Phil., Wash. (20 games), 61 receptions
11	Laveraneus Coles, N.Y. Jets, Wash. (15 games), 52 receptions
11	Eric Moulds, Buff., Hou. (21 games), 73 receptions
10	Randy Moss, Minn., Oak., N.E., S.F. (12 games), 48 receptions
10	Andre Reed, Buffalo (28 games), 122 receptions

GAME

4	Jimmie Giles, Tampa Bay (10/20/85 at Miami)
4	Wesley Walker, N.Y. Jets (9/21/86 at New York)
4	Irving Fryar, Philadelphia (10/20/96 at Philadelphia)
3	18 times; last by Danny Woodhead, San Diego (12/20/15 at San Diego)

HIGHEST RECEIVING AVERAGE

CAREER (min: 40 receptions)

20.2	Stanley Morgan, N.E., Ind. (25 games), 68/1,371 yards
19.2	Lee Evans, Buff. (13 games), 43/827 yards
19.2	Wesley Walker, N.Y. Jets (19 games), 70/1,342 yards
18.0	Frank Lewis, Pit., Buff (14 games), 46/380 yards
17.3	Shawn Jefferson, S.D., N.E. (12 games), 42/726 yards

GAME (min: 3 receptions)

43.3	Theo Bell, Pittsburgh (11/30/80 at Pittsburgh), 4/173 yards
40.0	Butch Woolfolk, Houston (9/8/85 at Houston), 3/120 yards
39.0	Richard Caster, N.Y. Jets (10/7/74 at Miami), 3/117 yards
38.0	Stanley Morgan, New England (10/21/84 at New England), 3/114 yards

MOST 100-YARD RECEIVING GAMES

6	Wes Welker, N.E., Den. (12 games)
5	Al Toon, N.Y. Jets (14 games)
5	Andre Reed, Buffalo (28 games)
5	Stanley Morgan, N.E., Ind. (23 games)
4	Wesley Walker, N.Y. Jets (18 games)
4	Marvin Harrison, Indianapolis (15 games)
4	Randy Moss, Minn., Oak., N.E., S.F. (12 games)

FIELD GOALS

MOST FIELD GOALS

CAREER

42	Adam Vinatieri, N.E., Ind. (25 games)
37	Pat Leahy, N.Y. Jets (32 games)
34	Stephen Gostkowski, N.E. (23 games)
32	Steve Christie, T.B., Buff., S.D. (21 games)
28	Dean Biasucci, Ind. StL. (21 games)

GAME

5	Roy Gerela, Houston (9/28/69 at Houston), 5 att.
5	Dean Biasucci, Indianapolis (9/25/88 at Indianapolis), 6 att.
*5	Steve Christie, Buffalo (1/17/93 at Miami), 6 att.
5	Jason Elam, Denver (10/13/02 at Denver), 5 att.
5	Kris Brown, Houston (9/7/03 at Miami), 7 att.
5	Kris Brown, Houston (10/7/07 at Houston), 5 att.
5	Dan Carpenter, Buffalo (9/14/14 at Buffalo), 6 att.
5	Mike Nugent, Cincinnati (9/29/16 at Cincinnati), 5 att.
5	Harrison Butker, Kansas City (12/24/17 at Kansas City), 6 att.

LONGEST FIELD GOALS

59	Steve Christie, Buffalo (9/26/93 at Buffalo)
58	Jason Myers, Jacksonville (9/20/15 at Jacksonville)
57	Kris Brown, Houston (10/7/07 at Houston)
56	Rian Lindell, Buffalo (11/29/09 at Buffalo)
56	Dave Rayner, Buffalo (11/20/11 at Miami)
56	Chandler Catanzaro, Arizona (12/11/16 at Miami)

INTERCEPTIONS

MOST INTERCEPTIONS

CAREER

9	Nate Clements, Buff., S.F., Cin. (14 games)
7	Johnny Robinson, Kansas City (five games)
7	Roland James, New England (19 games)
6	Raymond Clayborn, N.E., Clev. (25 games)
6	Willie Brown, Oakland (six games)
6	Ronnie Lippett, New England (15 games)



OPPONENT INDIVIDUAL RECORDS

6	Mike Prior, T.B., Ind., G.B. (14 games)
6	Victor Green, N.Y. Jets, N.E. (19 games)
6	Marcus Coleman, N.Y. Jets, Hou. (13 games)
6	Darrelle Revis, N.Y. Jets, T.B., N.E., K.C. (17 games)

GAME

3	Clarence Duren, San Diego (10/30/77 at Miami), 45 yards
3	Jeff Nixon, Buffalo (9/7/80 at Buffalo), 31 yards
3	Erik McMillan, N.Y. Jets (10/23/88 at Miami), 57 yards
3	Marcus Coleman, N.Y. Jets (10/23/00 at N.Y. Jets), 7 yards
3	Greg Wesley, Kansas City (9/29/02 at Kansas City), 71 yards
3	Nate Clements, Buffalo (10/20/02 at Miami), 39 yards

MOST INTERCEPTION RETURN YARDS

GAME

151	Mike Haynes, L.A. Raiders (12/2/84 at Miami), 2 interceptions
-----	---

LONGEST INTERCEPTION RETURNS

102t	Eddie Anderson, L.A. Raiders (12/14/92 at Miami), Dan Marino
100t	Aaron Glenn, N.Y. Jets (9/15/96 at Miami), Dan Marino
100t	Jimmy Hitchcock, New England (11/23/97 at New England), Dan Marino
100t	Darrelle Revis, N.Y. Jets (10/17/11 at N.Y. Jets), Matt Moore
98t	Marcus Coleman, N.Y. Jets (12/27/99 at Miami), Dan Marino
97t	Mike Haynes, L.A. Raiders (12/2/84 at Miami), Dan Marino
97t	Najee Mustafaa, Cleveland (10/10/93 at Cleveland), Scott Mitchell
90t	Steve Emtman, Indianapolis (10/25/92 at Miami), Dan Marino
*90t	Tory James, Oakland (1/6/01 at Oakland), Jay Fiedler

LONGEST PLAYS

PUNTS

89	Luke Prestridge, New England (10/21/84 at New England)
80	Chris Mohr, Buffalo (10/13/96 at Buffalo)
73	Rich Camarillo, New England (9/13/87 at New England)
73	Josh Miller, Pittsburgh (9/20/98 at Miami)
73	Todd Sauerbrun, Carolina (11/4/01 at Miami)
56	Chandler Catanzaro, Arizona (12/11/16 at Miami)

PUNT RETURNS

94t	Julian Edelman, New England (1/2/11 at New England)
93t	Johnnie Lee Higgins, Oakland (11/16/08 at Miami)
84t	Clarence Verdin, Indianapolis (10/25/92 at Miami)
83t	Billy Johnson, Houston (11/16/75 at Houston)
80t	Ron Gardin, Baltimore (11/1/70 at Baltimore)

KICKOFF RETURNS

104t	Terrence McGee, Buffalo (12/5/04 at Miami)
103t	Brandon Tate, New England (10/5/10 at Miami)
102t	Harold Hart, Oakland (9/22/75 at Oakland)
102t	C.J. Spiller, Buffalo (9/14/14 at Buffalo)
101t	Jacoby Ford, Oakland (11/28/10 at Oakland)
99t	Jim Duncan, Baltimore (11/1/70 at Baltimore)

FUMBLE RETURNS

100t	Chris Martin, Kansas City (10/13/91 at Kansas City), Sammie Smith
*79t	Neil Smith, Denver (1/9/99 at Denver), Oronde Gadsden
69t	Shea McClellin, New England (1/1/17 at Miami), Damien Williams
66t	Greg Townsend, L.A. Raiders (9/19/83 at L.A. Raiders), David Woodley
62t	Hugh Douglas, N.Y. Jets (12/22/96 at N.Y. Jets), Stanley Pritchett

BLOCKED FIELD GOALS

78t	George Radachowsky, N.Y. Jets (9/24/89 at Miami), Pete Stoyanovich
76t	Charles Romes, Buffalo (9/2/79 at Buffalo), Uwe von Schamann
62t	Kyle Arrington, New England (12/14/14 at New England), Caleb Sturgis



OPPONENT TOP TENS

RUSHING

PLAYER	TEAMS	GAMES	NO.	YDS.	AVG.	LG	TD
1. Thurman Thomas	Buffalo	20	364	1,620	4.5	30t	8
2. Freeman McNeil	N.Y. Jets	21	281	1,507	5.4	58	2
Curtis Martin	New England, N.Y. Jets	20	409	1,507	3.7	37	13
4. O.J. Simpson	Buffalo	16	240	1,177	4.9	75t	4
5. Eric Dickerson	L.A. Rams, Ind., L.A. Raid.	11	231	1,065	4.6	40	6
6. Jim Nance	N.Y. Jets, Boston	12	183	933	5.1	30t	9
7. Lydell Mitchell	San Diego Baltimore	12	235	912	3.9	64t	6
8. Willis McGahee	Buffalo, Baltimore, Denver	10	232	848	3.7	31	2
9. Antowain Smith	Buffalo, N.E., N.O.	14	232	822	3.5	44	4
10. John Riggins	N.Y. Jets, Washington	13	183	761	4.2	N/A	5

PASSING

PLAYER	TEAMS	GAMES	ATT.	COMP.	YDS.	PCT.	TD	INT.
1. Tom Brady	New England	31	994	601	7,068	60.5	57	24
2. Drew Bledsoe	New England, Buffalo	22	765	412	5,397	53.9	30	29
3. Joe Ferguson	Buffalo, T.B., Ind.	25	722	418	4,902	57.9	26	33
4. Jim Kelly	Buffalo	20	621	388	4,560	62.5	24	19
5. Ken O'Brien	N.Y. Jets, Philadelphia	17	489	303	3,837	62.0	25	13
6. Steve Grogan	New England	22	521	280	3,709	53.7	21	25
7. Peyton Manning	Indianapolis, Denver	13	436	272	3,214	62.4	22	18
8. Joe Namath	N.Y. Jets	16	388	201	2,956	51.8	19	24
9. Richard Todd	N.Y. Jets	14	355	203	2,718	57.2	18	25
10. Ryan Fitzpatrick	Buf., NYJ, T.B.	11	340	202	2,397	59.4	14	12

RECEPTIONS

PLAYER	TEAMS	GAMES	NO.	YDS.	AVG.	LG	TD
1. Andre Reed	Buffalo	28	122	1,731	14.2	83t	10
2. Wes Welker	New England, Denver	12	99	1,196	12.1	99t	7
3. Marvin Harrison	Indianapolis	15	84	1,133	13.5	45	9
4. Al Toon	N.Y. Jets	14	78	1,054	14.0	44t	4
5. Eric Moulds	Buffalo, Houston	21	73	1,221	16.7	80t	11
6. Wayne Chrebet	N.Y. Jets	20	72	991	13.8	70	8
7. Wesley Walker	N.Y. Jets	19	70	1,342	19.2	71t	17
8. Stanley Morgan	New England, Indianapolis	25	68	1,371	20.2	76t	6
9. Thurman Thomas	Buffalo	20	67	693	10.3	50t	3
10. Ben Coates	New England, Baltimore	19	63	812	12.9	84t	9
Bill Brooks	Indianapolis, Buffalo	20	63	661	10.5	47	3

RECEIVING YARDS

PLAYER	TEAMS	GAMES	NO.	YDS.	AVG.	LG	TD
1. Andre Reed	Buffalo	28	122	1731	14.2	83t	10
2. Stanley Morgan	N.E., Indianapolis	25	68	1371	20.2	76t	6
3. Wesley Walker	N.Y. Jets	19	70	1342	19.2	71t	17
4. Eric Moulds	Buffalo, Houston	21	73	1221	16.7	80t	11
5. Wes Welker	New England, Denver	12	99	1196	12.1	99t	7
6. Marvin Harrison	Indianapolis	15	84	1133	13.5	45	9
7. Al Toon	N.Y. Jets	14	78	1054	14.0	44t	4
8. Wayne Chrebet	N.Y. Jets	20	72	991	13.8	70	8
9. Irving Fryar	N.E., Phil. Wash.	20	61	978	16.0	54t	13
10. Frank Lewis	Pittsburgh, Buffalo	14	46	830	18.0	92t	2



OPPONENT OUTSTANDING PERFORMANCES

GAMES OF 300+ PASSING YARDS								
PLAYER	TEAM	DATE	ATT.	COMP.	YDS.	TD	INT.	LG
Tom Brady	New England	9/12/11	48	32	517	4	1	99t
Ken O'Brien	N.Y. Jets	9/21/86	43	29	479	4	1	65t
James Harris	L.A. Rams	10/3/76	29	17	436	2	1	58
* Dan Fouts	San Diego	1/2/82	55	33	433	4	1	43
Andrew Luck	Indianapolis	11/4/12	48	30	433	2	0	48
Drew Bledsoe	New England	11/23/98	54	28	423	2	2	49
Drew Bledsoe	New England	9/4/94	51	32	421	4	2	62t
Joe Ferguson	Buffalo	10/9/83	55	38	419	5	1	35
Drew Bledsoe	New England	11/3/96	41	30	419	3	2	84t
Joe Namath	N.Y. Jets	10/1/67	39	23	415	3	1	62
Matt Cassel	New England	11/23/08	43	30	415	3	1	64
Drew Brees	New Orleans	9/30/13	39	30	413	4	0	48
Bernie Kosar	Cleveland	11/10/86	50	32	401	0	0	44
Ken O'Brien	N.Y. Jets	11/10/85	43	26	393	2	0	44
Boomer Esiason	N.Y. Jets	11/27/94	41	26	382	2	2	69
Elvis Grbac	San Francisco	11/20/95	41	31	382	4	0	47t
Joe Flacco	Baltimore	12/4/16	47	36	381	4	1	53t
Jim Kelly	Buffalo	9/1/91	39	29	381	2	1	54t
Dan Fouts	San Diego	11/18/84	56	37	380	4	1	44
Matt Schaub	Houston	10/12/08	42	22	379	1	2	61
Vinny Testaverde	N.Y. Jets	10/23/00	59	36	378	5	3	30t
Vinny Testaverde	N.Y. Jets	9/14/03	45	29	373	1	1	61
Carson Palmer	Oakland	9/16/12	48	24	373	1	1	64t
Steve DeBerg	Tampa Bay	10/20/85	32	19	365	4	1	57
Tom Brady	New England	12/15/13	55	34	364	2	1	30
Troy Aikman	Dallas	10/27/96	41	33	363	3	0	61
Brett Favre	Green Bay	9/11/94	51	31	362	2	1	35
Kurt Warner	Arizona	9/14/08	24	19	361	3	0	79
* Doug Flutie	Buffalo	1/2/99	36	21	360	1	1	65
Jim Kelly	Buffalo	10/25/87	39	29	359	2	0	34
Brian Sipe	Cleveland	11/18/79	42	23	358	3	0	54
Geno Smith	N.Y. Jets	12/28/14	25	20	358	3	0	74t
Bert Jones	Baltimore	9/27/81	27	20	357	3	1	67t
Tom Brady	New England	10/29/15	38	26	356	4	0	47t
Steve Grogan	New England	11/8/81	40	23	355	1	4	76t
Daunte Culpepper	Minnesota	9/10/00	37	23	355	1	3	42
Danny White	Dallas	10/25/81	32	22	354	3	1	38
Tom Brady	New England	10/21/07	25	21	354	6	0	50t
Tom Brady	New England	12/6/09	29	19	352	2	2	81t
Steve Grogan	New England	11/29/79	39	21	350	3	2	38
Eli Manning	N.Y. Giants	10/30/11	45	31	349	2	0	26
Ben Roethlisberger	Pittsburgh	12/8/13	39	23	349	3	0	67
Dennis Shaw	Buffalo	10/18/70	32	24	348	2	2	48
Daryle Lamonica	Oakland	9/21/68	24	15	344	4	0	73t
Mike Tomczak	Pittsburgh	11/20/94	42	26	343	0	0	40
Erik Kramer	Chicago	10/27/97	50	32	343	2	0	54
Ken Anderson	Cincinnati	11/28/83	36	23	342	1	2	80t
Pat Ryan	N.Y. Jets	11/27/88	43	27	341	2	1	35
Tony Eason	New England	9/17/89	49	25	341	1	1	45
* Jim Kelly	Buffalo	1/12/91	29	19	339	3	1	44
Joe Ferguson	Buffalo	10/12/81	29	20	338	3	0	65t
Andy Dalton	Cincinnati	10/31/13	53	32	338	0	3	26
Eli Manning	N.Y. Giants	12/14/15	31	27	337	4	0	84t
Brian Griese	Denver	10/13/02	46	27	335	1	2	52
Steve Bartkowski	Atlanta	9/21/80	36	18	332	2	0	53
Tom Brady	New England	11/8/09	37	25	332	1	1	71t
Joe Ferguson	Buffalo	12/17/77	40	25	331	1	3	27
** Joe Montana	San Francisco	1/20/85	35	24	331	3	0	34
Vinny Testaverde	Baltimore	10/19/97	47	32	331	1	0	34t
Philip Rivers	L.A. Chargers	9/17/17	39	31	331	1	0	24
Ken O'Brien	N.Y. Jets	9/24/89	37	27	329	3	1	37t
Drew Bledsoe	New England	1/2/94	43	27	329	4	1	42



OPPONENT OUTSTANDING PERFORMANCES

GAMES OF 300+ PASSING YARDS								
PLAYER	TEAM	DATE	ATT.	COMP.	YDS.	TD	INT.	LG
Tyrod Taylor	Buffalo	12/24/16	39	26	329	3	0	53
Kurt Warner	St. Louis	9/30/01	31	24	328	4	0	45t
Trent Green	Kansas City	9/29/02	34	24	328	5	0	46
Brooks Bollinger	N.Y. Jets	12/18/05	42	28	327	2	0	60t
Bruce Matheson	Seattle	10/4/87	42	20	326	2	3	30
Warren Moon	Minnesota	9/25/94	37	26	326	3	0	44t
Philip Rivers	San Diego	11/13/16	44	23	326	3	4	51t
Neil O'Donnell	N.Y. Jets	9/15/96	44	25	325	3	3	78t
Kevin Kolb	Arizona	9/30/12	48	29	324	3	2	46t
Boomer Esiason	N.Y. Jets	9/12/93	33	22	323	2	1	51
Glenn Foley	N.Y. Jets	11/9/97	48	25	322	1	1	33
Andrew Luck	Indianapolis	9/15/13	43	25	321	1	1	47
Mark Rypien	St. Louis	12/24/95	42	27	320	2	1	31
Tyler Thigpen	Kansas City	12/21/08	41	20	320	2	3	75
Jim Harbaugh	Indianapolis	10/8/95	33	25	319	3	0	47t
Neil O'Donnell	N.Y. Jets	10/12/97	37	24	319	2	0	70
Carson Palmer	Cincinnati	12/30/07	32	23	316	3	1	70t
Ryan Fitzpatrick	Buffalo	12/18/11	47	31	316	2	3	28
Sam Bradford	St. Louis	10/14/12	39	26	315	0	0	65
Steve Bono	Kansas City	12/12/94	55	33	314	2	3	22t
* Joe Montana	Kansas City	12/31/94	37	26	314	2	1	57t
Dan Fouts	San Diego	10/15/78	30	22	313	1	2	46
Tony Eason	New England	10/21/84	29	19	313	3	0	76t
Aaron Rodgers	Green Bay	10/17/10	33	18	313	1	1	86t
* Mark Malone	Pittsburgh	1/6/85	36	20	312	3	3	29t
Drew Bledsoe	New England	12/24/00	34	18	312	2	2	59
Philip Rivers	San Diego	12/20/15	36	26	311	3	2	31
Richard Todd	N.Y. Jets	10/4/81	39	28	310	4	1	46
Alex Van Pelt	Buffalo	11/25/01	34	21	309	3	1	80t
Mike Livingston	Kansas City	10/19/69	34	17	308	1	1	93t
Neil Lomax	St. Louis	9/30/84	37	22	308	1	0	29
Matt Schaub	Baltimore	12/6/15	46	32	308	1	2	41t
Jay Cutler	Denver	11/2/08	46	24	307	2	3	47
Philip Rivers	San Diego	10/2/11	31	21	307	1	0	55t
* Dan Pastorini	Houston	12/24/78	29	20	306	1	0	34
Jim Kelly	Buffalo	10/4/92	48	25	306	1	4	28
Drew Bledsoe	Buffalo	12/1/02	27	15	306	3	0	73t
Mark Sanchez	N.Y. Jets	9/23/12	45	21	306	1	2	66
Greg Landry	Baltimore	11/25/79	42	25	304	3	1	31t
Tom Brady	New England	12/24/11	46	27	304	1	0	42
Alex Smith	Kansas City	12/24/17	39	25	304	1	0	52
Sony Jurgensen	Washington	10/13/74	39	26	303	2	3	37
Peyton Manning	Indianapolis	9/21/09	23	14	303	2	0	80t
Phillip Rivers	San Diego	9/27/09	33	18	303	0	0	55
Peyton Manning	Indianapolis	9/6/98	37	21	302	1	3	42
Ben Roethlisberger	Pittsburgh	10/24/10	27	19	302	2	0	53t
Pat Ryan	N.Y. Jets	10/4/87	49	30	301	4	2	35t
Derek Carr	Oakland	11/5/17	30	21	300	1	1	44t

* Playoff game

** Super Bowl



OPPONENT OUTSTANDING PERFORMANCES

GAMES OF 100+ RECEIVING YARDS

PLAYER	TEAM	DATE	NO.	YDS.	TD	LG
* Eric Moulds	Buffalo	1/2/99	9	240	1	65
Eric Decker	N.Y. Jets	12/28/14	10	221	1	74t
Ron Jessie	L.A. Rams	10/3/76	7	220	2	58t
Isaac Bruce	St. Louis	12/24/95	15	210	1	31
Eric Moulds	Buffalo	11/25/01	6	196	2	80t
Wesley Walker	N.Y. Jets	9/21/86	6	194	4	65t
Michael Irvin	Dallas	10/27/96	12	186	1	61
Dallas Clark	Indianapolis	9/21/09	7	183	1	80t
Stanley Morgan	New England	11/8/81	5	182	1	76t
Al Toon	N.Y. Jets	11/27/88	14	181	0	29
Andre Johnson	Houston	10/12/08	10	178	1	61
Reggie Rucker	Cleveland	11/18/79	9	177	1	54
Marvin Harrison	Indianapolis	11/11/01	9	174	3	45
Theo Bell	Pittsburgh	11/30/80	4	173	0	45
A.J. Green	Cincinnati	9/29/16	10	173	1	51
Johnnie Morton	Detroit	12/7/97	9	171	1	41
Steve Smith	Carolina	9/25/05	11	170	3	53t
Cris Carter	Minnesota	9/10/00	9	168	0	42
Sammy Watkins	Buffalo	11/8/15	8	168	1	63
Wes Welker	New England	12/6/09	10	167	0	58
* Kellen Winslow	San Diego	1/2/82	13	166	1	31
Odell Beckham Jr.	N.Y. Giants	12/14/15	7	166	2	84t
Tommy Kane	Seattle	12/16/90	10	162	0	25
Antwaan Randle El	Washington	9/9/07	5	162	0	54
Ben Coates	New England	9/4/94	8	161	2	62t
Don Maynard	N.Y. Jets	12/1/68	7	160	3	54t
Wes Welker	New England	9/12/11	8	160	2	99t
Al Toon	N.Y. Jets	9/24/89	10	159	1	37t
Bake Turner	N.Y. Jets	12/15/68	7	157	0	71
Al Toon	N.Y. Jets	11/10/85	10	156	0	44
Allen Robinson	Jacksonville	9/20/15	6	155	2	52
Andre Reed	Buffalo	9/1/91	11	154	1	54t
Sammy Watkins	Buffalo	12/24/16	7	154	1	53
Frank Lewis	Buffalo	9/17/78	5	153	1	92t
Larry Fitzgerald	Arizona	9/14/08	6	153	0	75
Julian Edelman	New England	1/1/17	8	151	1	77t
* James Lofton	Buffalo	1/12/91	7	149	1	44
Jerry Rice	San Francisco	11/20/95	8	149	2	47t
Stanley Morgan	New England	12/22/86	8	148	2	30t
Randy Moss	New England	11/8/09	6	147	1	71t
Santonio Holmes	N.Y. Jets	9/23/12	9	147	0	38
Marlin Briscoe	Buffalo	10/18/70	7	145	2	46t
Raymond Butler	Baltimore	9/27/81	4	145	2	67t
Keyshawn Johnson	N.Y. Jets	12/12/99	11	144	2	27
Marvin Harrison	Indianapolis	9/15/02	11	144	1	33
Terrelle Pryor Sr.	Cleveland	9/25/16	8	144	0	40
Mark Carrier	Tampa Bay	10/30/88	9	142	0	47
George Sauer	N.Y. Jets	11/20/66	7	142	0	-
* Stephone Paige	Kansas City	1/5/91	8	142	1	33
Santana Moss	N.Y. Jets	9/14/03	5	142	1	61
Tony Gonzalez	Kansas City	9/29/02	7	140	3	42t
Anquan Boldin	Arizona	9/14/08	6	140	3	79t
George Sauer	N.Y. Jets	10/22/67	6	139	1	61t
Julian Edelman	New England	12/15/13	13	139	1	24t
Wes Welker	New England	10/21/07	9	138	2	36
Wes Welker	New England	12/24/11	12	138	0	42
Antonio Brown	Pittsburgh	12/8/13	5	138	1	56
Jimmy Teal	Seattle	10/4/87	9	137	0	32
Joey Galloway	Seattle	10/6/96	5	137	2	65t
Alfred Jenkins	Atlanta	9/21/80	4	136	0	33
Jeff Graham	N.Y. Jets	9/15/96	5	136	1	78t
* Jimmy Smith	Jacksonville	1/15/00	5	136	2	70t



OPPONENT OUTSTANDING PERFORMANCES

GAMES OF 100+ RECEIVING YARDS

PLAYER	TEAM	DATE	NO.	YDS.	TD	LG
Ben Coates	New England	11/3/96	5	135	2	84t
Gene Foster	San Diego	10/2/66	6	134	2	63t
Jim Whalen	Boston	10/15/67	6	134	3	-
Andre Reed	Buffalo	10/13/96	10	134	0	49
Brent Celek	Philadelphia	11/15/15	4	134	0	60
Leonard Thompson	Detroit	10/27/85	6	133	1	48
Stephone Paige	Kansas City	12/3/89	7	133	1	38t
Greg Jennings	Green Bay	10/17/10	6	133	1	86t
Fred Biletnikoff	Oakland	9/20/69	9	132	1	13t
Otis Taylor	Kansas City	10/19/69	4	131	0	79
J.J. Birden	Kansas City	12/12/94	10	131	1	22t
Shawn Jefferson	New England	11/23/98	6	131	1	38
Troy Brown	New England	10/19/03	6	131	1	82t
Chad Johnson	Cincinnati	12/30/07	4	131	2	70t
Hines Ward	Pittsburgh	10/24/10	7	131	1	43
Danny Amendola	New England	12/15/13	10	131	0	30
Brandon Marshall	N.Y. Jets	11/29/15	9	131	2	47
Chris Burkett	Buffalo	10/25/87	9	130	1	34
Eric Moulds	Buffalo	12/1/02	5	130	1	57t
Randy Vataha	New England	12/5/71	7	129	2	51t
* Steve Largent	Seattle	12/29/84	6	128	1	56t
Matt Jones	Jacksonville	12/3/06	6	128	1	33
A.J. Green	Cincinnati	10/31/13	11	128	0	21
Brandon Marshall	N.Y. Jets	10/4/15	7	128	0	58
Cris Collinsworth	Cincinnati	11/28/83	8	127	0	48
Jake Reed	Minnesota	9/25/94	9	127	0	21
Andre Reed	Buffalo	12/16/96	6	127	1	67t
Nate Washington	Houston	10/25/15	9	127	2	27t
Charlie Mitchell	Denver	12/4/66	4	126	1	79t
Wesley Walker	N.Y. Jets	11/26/78	6	126	1	42
Roy Williams	Detroit	11/23/06	6	126	0	41
Jared Cook	Oakland	11/5/17	8	126	0	35
Lance Alworth	San Diego	11/12/67	4	125	1	54t
Stanley Morgan	New England	10/5/86	6	125	1	27t
Tim Brown	Oakland	11/30/97	8	125	1	36
Raghib Ismail	Dallas	11/25/99	5	125	1	65t
Marvin Harrison	Indianapolis	12/5/99	8	125	0	36
Randy Moss	New England	11/23/08	8	125	3	29t
Emmanuel Sanders	Denver	11/23/14	9	125	0	35
Tyrell Williams	San Diego	11/13/16	5	125	1	51t
Stanley Morgan	New England	11/29/79	5	124	1	38t
Rob Moore	N.Y. Jets	9/12/93	6	124	0	51
Rob Moore	N.Y. Jets	11/27/94	7	124	0	35
T.Y. Hilton	Indianapolis	9/15/13	6	124	0	47
* Antonio Brown	Pittsburgh	1/8/17	5	124	2	62t
Antonio Gates	San Diego	12/11/05	13	123	1	25
Jim Whalen	Boston	12/17/67	4	122	0	33
* Fred Biletnikoff	Oakland	12/21/74	8	122	1	20
Dokie Williams	L.A. Raiders	12/2/84	2	122	1	75t
Andre Reed	Buffalo	9/11/88	8	122	0	21
* Andre Reed	Buffalo	1/12/91	4	122	2	43
Randy Moss	New England	10/21/07	4	122	2	50t
Don Maynard	N.Y. Jets	10/1/67	10	121	0	-
Tony Martin	San Diego	11/5/95	7	121	1	50t
Don Maynard	N.Y. Jets	11/2/69	4	121	2	42t
Wayne Patrick	Buffalo	10/18/70	6	121	0	48
Joe Washington	Baltimore	11/11/79	10	121	0	23
Henry Ellard	L.A. Rams	12/14/86	8	121	1	22
Darrell Jackson	Seattle	10/28/01	5	121	1	64
Torrey Smith	Baltimore	10/6/13	6	121	0	41
George Sauer	N.Y. Jets	10/1/67	10	120	0	-
Sammy White	Minnesota	12/11/76	9	120	3	36t



OPPONENT OUTSTANDING PERFORMANCES

GAMES OF 100+ RECEIVING YARDS

PLAYER	TEAM	DATE	NO.	YDS.	TD	LG
Butch Woolfolk	Houston	9/8/85	3	120	1	80t
Wes Welker	New England	11/23/08	8	120	0	64
Vincent Jackson	San Diego	9/27/09	5	120	0	55
Lance Alworth	San Diego	10/2/66	6	119	2	—
Eric Sievers	San Diego	11/18/84	12	119	2	24
Fred Biletnikoff	Oakland	10/4/69	9	119	1	23
Mike Jones	New Orleans	12/7/86	6	119	0	34
Andre Johnson	Houston	9/9/12	8	119	1	29
Vincent Brisby	New England	11/12/95	6	118	1	47t
Andre Roberts	Arizona	9/30/12	6	118	2	46t
Richard Caster	N.Y. Jets	10/7/74	3	117	1	89t
O.J. Simpson	Buffalo	12/7/75	8	117	1	62t
Eric Sievers	New England	12/10/89	6	117	0	41
Carl Pickens	Cincinnati	10/1/95	9	117	3	44t
Lee Evans	Buffalo	12/4/05	5	117	3	56t
Sammy Watkins	Buffalo	9/14/14	8	117	1	30
Paul Coffman	Green Bay	10/28/79	5	116	1	78t
Jimmie Giles	Tampa Bay	10/20/85	7	116	4	39t
Irving Fryar	Philadelphia	10/20/96	8	116	4	38t
Shawn Jefferson	New England	10/25/98	4	116	0	54
Lee Evans	Buffalo	10/26/08	7	116	0	33
Peyton Hillis	Denver	11/2/08	7	116	1	47
Tony Hill	Dallas	12/17/84	6	115	1	66t
Steve Breaston	Kansas City	11/6/11	7	115	0	37
Julio Jones	Atlanta	9/22/13	9	115	0	28
Isaac Curtis	Cincinnati	11/28/83	4	114	1	80t
Stanley Morgan	New England	10/21/84	3	114	1	76t
Dennis Northcutt	Cleveland	12/26/04	4	114	1	58t
Darren Sproles	New Orleans	9/30/13	7	114	1	48
Martellus Bennett	New England	9/18/16	5	114	1	37
Otis Taylor	Kansas City	11/13/66	4	113	1	89t
Otis Taylor	Kansas City	9/28/68	3	113	1	44
Eric Crabtree	Cincinnati	9/14/69	3	113	2	69t
James Lofton	L.A. Raiders	10/9/88	5	113	0	32
Tim Brown	Oakland	10/31/99	7	113	0	32
Calvin Johnson	Detroit	11/9/14	7	113	1	49t
Rob Gronkowski	New England	10/29/15	6	113	1	47t
Jim Colclough	Boston	12/17/67	3	112	0	52
* Mike Barber	Houston	12/24/78	4	112	0	55
Wesley Walker	N.Y. Jets	10/4/81	8	112	2	46
Will Moore	New England	9/10/95	8	112	0	33
Terry Glenn	New England	11/3/96	10	112	0	20
Wayne Patrick	Buffalo	10/18/70	6	111	0	48
Roy Jefferson	Washington	10/13/74	7	111	1	37t
John Holland	Buffalo	9/13/76	2	111	2	58t
* John Stallworth	Pittsburgh	1/6/85	4	111	2	65t
Kevin House	Tampa Bay	10/20/85	4	111	0	57
Al Toon	N.Y. Jets	9/21/86	7	111	0	31
Torry Holt	St. Louis	9/30/01	4	111	1	45t
* Ed Podolak	Kansas City	12/25/71	8	110	1	29
Anthony Miller	San Diego	12/27/93	7	110	2	41t
Randy Moss	Minnesota	12/21/02	7	110	0	60
Jeremy Shockey	N.Y. Giants	10/5/03	11	110	0	20
Lee Evans	Buffalo	12/5/04	4	110	2	69t
Emerson Boozer	N.Y. Jets	10/1/67	5	109	2	—
Richie Anderson	N.Y. Jets	10/23/00	12	109	0	19
Golden Tate	Detroit	11/9/14	11	109	0	28
Tyreek Hill	Kansas City	12/24/17	6	109	0	52
Wesley Walker	N.Y. Jets	9/3/78	4	108	2	47t
* Charlie Joiner	San Diego	1/2/82	7	108	0	39
Art Monk	N.Y. Jets	11/27/94	5	108	0	69
* Steve Tasker	Buffalo	12/30/95	5	108	1	37t



OPPONENT OUTSTANDING PERFORMANCES

GAMES OF 100+ RECEIVING YARDS

PLAYER	TEAM	DATE	NO.	YDS.	TD	LG
Dedric Ward	N.Y. Jets	11/9/97	6	108	0	33
Leon Washington	N.Y. Jets	12/25/06	4	108	0	64
Jacoby Ford	Oakland	11/28/10	4	108	1	52
Vincent Jackson	San Diego	10/2/11	3	108	1	55t
Donnie Avery	Indianapolis	11/4/12	5	108	0	48
Jordan Cameron	Cleveland	9/8/13	9	108	1	22
Jack Snow	L.A. Rams	10/31/71	5	107	1	51t
Jordy Nelson	Green Bay	10/12/14	9	107	1	22
Javorius Allen	Baltimore	12/6/15	12	107	1	41t
Warren Wells	Oakland	9/21/68	3	106	1	73t
Raymond Chester	Baltimore	10/10/76	5	106	0	48
Frank Lewis	Buffalo	10/12/81	5	106	0	30
Tony Hill	Dallas	10/25/81	5	106	0	38
* Wes Chandler	San Diego	1/2/82	6	106	0	47
Andre Reed	Buffalo	12/4/94	3	106	2	83t
Warrick Dunn	Tampa Bay	9/21/97	6	106	1	58t
Laveranues Coles	N.Y. Jets	10/15/06	5	106	2	58t
Leonard Hankerson	Washington	11/13/11	8	106	0	22
Bake Turner	N.Y. Jets	12/14/69	4	105	2	34t
Harold Jackson	New England	11/29/79	5	105	1	33
Eddie Brown	Cincinnati	11/8/87	8	105	0	32
Jermaine Lewis	Baltimore	10/19/97	6	105	0	28
Wayne Chrebet	N.Y. Jets	12/13/98	5	105	1	52
Tony Martin	Atlanta	12/27/98	3	105	1	53
Ed McCaffrey	Denver	9/13/99	6	105	3	61t
Jeremy Shockey	New Orleans	10/25/09	4	105	0	66
Art Powell	Oakland	9/2/66	8	104	1	17t
* Elmo Wright	Kansas City	12/25/71	3	104	0	63
Derrick Gaffney	N.Y. Jets	9/30/79	4	104	0	43
Wayne Chrebet	N.Y. Jets	10/12/97	5	104	1	70
Tim Brown	Oakland	12/6/98	9	104	2	27
Wayne Chrebet	N.Y. Jets	10/23/00	6	104	2	28
Gary Garrison	San Diego	10/11/69	4	103	2	40t
* Ken Burrough	Houston	12/24/78	6	103	0	53
Thurman Thomas	Buffalo	9/1/91	8	103	1	50t
* Kimble Anders	Kansas City	12/31/94	6	103	1	57t
Aaron Hernandez	New England	9/12/11	7	103	1	30
Wes Welker	New England	12/2/12	12	103	1	14
Marvin Harrison	Indianapolis	9/6/98	5	102	1	42
Troy Brown	New England	12/24/00	8	102	0	22
David Patten	New England	10/6/02	5	102	2	34t
Doug Jolley	N.Y. Jets	12/18/05	9	102	1	60t
Jamaal Charles	Kansas City	12/21/08	3	102	0	75
Kellen Winslow	Tampa Bay	11/15/09	7	102	0	37
Rob Gronkowski	New England	1/2/11	6	102	1	28
T.Y. Hilton	Indianapolis	11/4/12	6	102	1	36t
Elbert Dubenion	Buffalo	9/18/66	5	101	0	26
Jerry LeVias	Houston	11/23/69	4	101	1	-
Andre Rison	Atlanta	10/11/92	7	101	1	22t
Heath Miller	Pittsburgh	9/7/06	3	101	1	87t
Andre Johnson	Houston	10/1/06	9	101	1	30
Cecil Shorts	Jacksonville	12/16/12	6	101	0	30
Richard Caster	N.Y. Jets	11/24/74	6	100	2	45t
Al Toon	N.Y. Jets	12/7/87	5	100	1	44t
Lawrence Dawsey	Tampa Bay	12/1/91	8	100	1	17t
Curtis Conway	Chicago	10/27/97	6	100	0	54
Ken Dilger	Indianapolis	12/14/97	5	100	3	43
Ben Watson	Cleveland	12/5/10	10	100	1	22
Jimmy Graham	New Orleans	9/30/13	4	100	2	43t
Keenan Allen	L.A. Chargers	9/17/17	9	100	0	24

* Playoff game

** Super Bowl



OPPONENT OUTSTANDING PERFORMANCES

GAMES OF 100+ RUSHING YARDS

PLAYER	TEAM	DATE	NO.	YDS.	TD	LG
O.J. Simpson	Buffalo	12/5/76	24	203	1	75t
Rueben Mayes	New Orleans	12/7/86	28	203	2	34t
Earl Campbell	Houston	11/20/78	28	199	4	81t
* Terrell Davis	Denver	1/9/99	21	199	2	62
Justin Fargas	Oakland	9/30/07	22	179	0	48
Freeman McNeil	N.Y. Jets	10/14/85	28	173	0	20
Ricky Watters	Philadelphia	10/20/96	25	173	1	49t
Gerald Riggs	Atlanta	11/30/86	33	172	1	31
Eric Dickerson	Indianapolis	12/4/88	31	169	1	19
Jamal Lewis	Baltimore	1/2/05	34	167	1	20
C.J. Anderson	Denver	11/23/14	27	167	1	26
* Le'Veon Bell	Pittsburgh	1/8/17	29	167	2	26
** John Riggins	Washington	1/30/83	38	166	1	43t
Reuben Droughns	Cleveland	11/20/05	30	166	1	75t
Chris Ivory	N.Y. Jets	10/4/15	29	166	1	24
Thurman Thomas	Buffalo	9/1/91	25	165	1	20
Jim Nance	Boston	12/17/67	24	164	2	29
William Andrews	Atlanta	12/10/83	21	161	1	24t
* Earnest Byner	Cleveland	1/4/86	16	161	2	66t
Hoyle Granger	Houston	12/23/67	21	160	1	23
Wayne Wilson	New Orleans	10/2/83	34	160	0	12
* Thurman Thomas	Buffalo	12/30/95	25	158	1	32
Don Woods	San Diego	9/29/74	18	157	2	56t
Earnest Byner	Washington	12/2/90	32	157	3	21
Antowain Smith	New England	12/22/01	26	156	1	44
Laurence Maroney	New England	12/23/07	14	156	1	59t
Marcus Allen	L.A. Raiders	12/2/84	20	155	3	52t
Eric Dickerson	Indianapolis	11/15/87	30	154	1	13
Thurman Thomas	Buffalo	12/23/90	30	154	1	13t
Christian Okoye	Kansas City	10/13/91	23	153	2	38t
Dick Post	San Diego	11/3/68	21	151	0	24
Travis Henry	Buffalo	12/1/02	35	151	1	13
Thurman Thomas	Buffalo	10/29/89	27	148	1	30t
Christian Okoye	Kansas City	12/3/89	32	148	1	13
Thurman Thomas	Buffalo	12/17/95	35	148	1	15
Brian Westbrook	Philadelphia	11/18/07	32	148	0	36
Adrian Peterson	Minnesota	9/19/10	28	145	1	23
Barry Sanders	Detroit	9/15/91	32	143	0	14
Lee Suggs	Cleveland	12/26/04	38	143	0	13
Lydell Mitchell	Baltimore	10/9/77	17	142	1	64t
Curtis Martin	New England	11/12/95	30	142	2	23
Woody Campbell	Houston	12/3/67	18	141	1	42
* Natrone Means	San Diego	1/8/95	24	139	1	24t
Earl Campbell	Houston	12/4/83	28	138	1	35t
Edgerrin James	Indianapolis	9/15/02	30	138	0	13
C.J. Spiller	Buffalo	12/23/12	22	138	0	62
Barry Sanders	Detroit	12/7/97	30	137	1	19
Thurman Thomas	Buffalo	11/18/91	23	135	1	30
* Fred Taylor	Jacksonville	1/15/00	18	135	1	90t
Paul Robinson	Cincinnati	11/17/68	22	134	3	54t
Jim Nance	Boston	11/27/66	23	133	1	27t
Freeman McNeil	N.Y. Jets	11/4/84	20	132	1	52
Johnny Hector	N.Y. Jets	12/22/91	13	132	0	47
Travis Henry	Buffalo	10/20/02	22	132	0	34
Knile Davis	Kansas City	9/21/14	32	132	1	21t
Mike Garrett	Kansas City	9/24/67	20	131	0	28
Brandon Jacobs	N.Y. Giants	10/28/07	23	131	0	15
Edgerrin James	Indianapolis	12/5/99	23	130	2	41t
Darren McFadden	Dallas	11/22/15	29	129	0	35
LeSean McCoy	Buffalo	12/24/16	24	128	1	19t
Michael Pittman	Tampa Bay	10/16/05	15	127	1	57t
Ryan Mathews	San Diego	11/17/13	19	127	0	51



OPPONENT OUTSTANDING PERFORMANCES

GAMES OF 100+ RUSHING YARDS

PLAYER	TEAM	DATE	NO.	YDS.	TD	LG
Joe Washington	Baltimore	10/29/78	20	126	0	29
Floyd Little	Denver	10/27/68	25	126	1	19
Antowain Smith	Buffalo	11/14/99	29	126	0	24
Chris Johnson	Tennessee	11/11/12	23	126	1	21
Eric Dickerson	Indianapolis	9/25/88	30	125	0	9
Thurman Thomas	Buffalo	10/9/94	31	125	2	26t
Earnest Jackson	San Diego	11/18/84	28	124	0	16
Eric Dickerson	L.A. Rams	12/14/86	28	124	1	25
Robert Holmes	Kansas City	9/28/68	13	123	1	76t
Neal Anderson	Chicago	9/4/88	24	123	2	15
Scott Lockwood	New England	12/27/92	30	123	0	23
Tatum Bell	Denver	12/12/04	17	123	2	29
LeGarrette Blount	New England	9/18/16	29	123	1	26
Tony Dorsett	Dallas	10/25/81	24	122	0	18
DeAngelo Williams	Carolina	11/19/09	13	122	0	50
Walter Payton	Chicago	12/2/85	23	121	0	15
Larry Kinnebrew	Buffalo	10/29/89	21	121	1	25
Dorsey Levens	Green Bay	9/14/97	21	121	0	23
Corey Dillon	New England	12/20/04	26	121	1	20
Alfred Morris	Washington	9/13/15	25	121	0	14
DeMarco Murray	Tennessee	10/9/16	27	121	0	14
O.J. Simpson	Buffalo	11/18/73	20	120	0	28
Earl Campbell	Houston	11/5/79	32	120	0	11
* Chuck Muncie	San Diego	1/2/82	24	120	1	19
Curtis Martin	N.Y. Jets	10/14/01	22	120	1	27t
Jim Braxton	Buffalo	11/18/73	17	119	0	36
Craig James	New England	11/3/85	23	119	0	14
Ronnie Harmon	Buffalo	11/29/87	23	119	0	19
Jerome Bettis	Pittsburgh	11/25/96	27	119	0	14
Natrone Means	San Diego	12/27/93	18	118	3	65t
Edgerrin James	Indianapolis	11/26/00	26	118	0	13
Ahman Green	Green Bay	10/22/06	18	118	1	70t
Warren Williams	Pittsburgh	12/18/88	16	117	0	33
* Thurman Thomas	Buffalo	1/12/91	32	117	2	14
Chris Johnson	Tennessee	11/14/10	17	117	1	30
Franco Harris	Pittsburgh	11/30/80	28	116	1	9t
Freeman McNeil	N.Y. Jets	9/12/82	13	116	0	48
Freeman McNeil	N.Y. Jets	11/26/84	24	116	0	39
Curtis Martin	N.Y. Jets	11/1/04	19	115	1	25t
Lamont Jordan	N.Y. Jets	11/1/04	14	115	1	25t
Willie Parker	Pittsburgh	9/7/06	29	115	0	32
Fred Jackson	Buffalo	12/9/07	15	115	0	27
Emerson Boozer	N.Y. Jets	12/13/70	18	114	0	21
Curtis Brown	Buffalo	11/12/78	11	114	1	58t
James Jones	Detroit	10/27/85	36	114	1	8
Jim Nance	Boston	10/15/67	20	113	0	19
Mel Owens	Detroit	12/15/73	27	113	1	10
Horace Ivory	New England	10/22/78	15	113	2	28
* Curt Warner	Seattle	12/31/83	29	113	2	18
Terry Allen	Minnesota	9/25/94	15	113	1	45
Colin Kaepernick	San Francisco	11/27/16	10	113	0	30
Alex Collins	Baltimore	10/26/17	18	113	0	19
Edgerrin James	Indianapolis	12/17/00	32	112	0	15
LeSean McCoy	Buffalo	11/8/15	16	112	1	48t
Dion Lewis	New England	11/26/17	15	112	0	25
Hoyle Granger	Houston	12/3/67	25	111	1	13
Jim Nance	Boston	12/8/68	19	111	1	30t
Wilbert Montgomery	Philadelphia	9/24/78	25	111	0	12
Willis McGahee	Buffalo	10/17/04	26	111	0	31
Franco Harris	Pittsburgh	11/14/76	22	110	1	26
Rocky Bleier	Pittsburgh	11/14/76	20	110	0	13
Eric Dickerson	Indianapolis	12/30/90	20	110	0	16



OPPONENT OUTSTANDING PERFORMANCES

GAMES OF 100+ RUSHING YARDS

PLAYER	TEAM	DATE	NO.	YDS.	TD	LG
Corey Dillon	Cincinnati	10/1/00	22	110	0	19
Curtis Martin	N.Y. Jets	10/3/04	24	110	1	13
Thomas Jones	N.Y. Jets	9/23/07	25	110	0	12
Karlos Williams	Buffalo	9/27/15	12	110	1	41t
Karlos Williams	Buffalo	11/8/15	9	110	2	38t
Jonathan Stewart	Carolina	11/13/17	17	110	0	18
Jim Nance	Boston	11/9/69	17	109	0	23
Stump Mitchell	St. Louis	9/30/84	20	109	2	19
* Terry Allen	Baltimore	1/13/02	25	109	1	13
Joe Cribbs	Buffalo	12/27/82	19	108	1	62t
Curtis Martin	N.Y. Jets	10/4/98	36	108	1	15
Larry Johnson	Kansas City	12/21/08	12	108	1	33
Denard Robinson	Jacksonville	10/26/14	18	108	0	41
Freeman McNeil	N.Y. Jets	11/10/85	26	107	0	13
Eric Dickerson	Indianapolis	12/17/89	21	107	2	17
* Edgerrin James	Indianapolis	12/30/00	21	107	0	34
Marshawn Lynch	Buffalo	12/9/07	23	107	0	11
Lydell Mitchell	Baltimore	11/23/75	26	106	1	32t
Sam Cunningham	New England	9/19/76	21	106	0	15
Eddie George	Tennessee	9/7/97	23	106	1	13t
Raymont Harris	Chicago	10/27/97	25	106	1	9
Franco Harris	Pittsburgh	12/3/73	15	105	1	21t
Marcus Allen	L.A. Raiders	9/19/83	22	105	0	15
* Craig James	New England	1/12/86	22	105	0	21
Willis McGahee	Baltimore	10/19/08	19	105	1	17
Fred Jackson	Buffalo Bills	12/22/13	18	105	1	14
Chris Johnson	N.Y. Jets	12/1/14	17	105	0	47
Lydell Mitchell	Baltimore	12/9/73	35	104	0	9
John Stephens	New England	11/6/88	25	104	1	13t
Rod Bernstine	San Diego	12/15/91	13	104	3	63t
Willis McGahee	Baltimore	12/16/07	29	104	0	19
Chris Johnson	Tennessee	12/20/09	29	104	0	14
Sammy Winder	Denver	9/29/85	20	103	2	19
Brad Baxter	N.Y. Jets	11/1/92	20	103	0	28
Jamal Anderson	Atlanta	12/27/98	18	103	1	36t
Emmitt Smith	Dallas	11/25/99	31	103	0	28
Garrison Hearst	San Francisco	12/16/01	26	103	0	23
Ben Tate	Houston	9/18/11	23	103	0	16
Thomas Jones	N.Y. Jets	11/1/09	27	102	0	11
Eric Dickerson	L.A. Rams	10/30/83	14	101	1	40
Duce Staley	Pittsburgh	9/26/04	22	101	0	38
Thomas Jones	N.Y. Jets	9/7/08	22	101	1	14
* Wendell Hayes	Kansas City	12/25/71	22	100	0	22
Mark van Eeghen	New England	12/12/82	22	100	0	11
Chris Brown	Tennessee	9/11/04	16	100	0	52

* Playoff game

** Super Bowl



LARGEST COMEBACKS

DOLPHINS				
MARGIN	SCORE/QUARTER	FINAL SCORE	DATE	OPPONENT
1. 24 points	0-24 (2nd)	34-27	12/15/74	NEW ENGLAND
2. 21 points	0-21 (2nd)	24-23	12/4/05	BUFFALO
3. 18 points	3-21 (2nd)	24-21	1/4/86	CLEVELAND*
18 points	6-24 (3rd)	28-24	11/27/94	at N.Y. Jets
18 points	3-21 (2nd)	24-21	11/14/71	PITTSBURGH
6. 17 points	0-17 (3rd)	21-17	11/10/68	at Buffalo
17 points	3-20 (2nd)	31-23	11/12/89	at N.Y. Jets
17 points	0-17 (2nd)	28-20	10/29/00	GREEN BAY
17 points	0-17 (3rd)	20-17	10/15/17	at Atlanta

NOTE: Miami's largest fourth-quarter comeback was from a 16-point deficit (0-16 to 21-16) against New Orleans on September 28, 1980.

OPPONENTS				
MARGIN	SCORE/QUARTER	FINAL SCORE	DATE	OPPONENT
1. 23 points	7-30 (4th)	40-37 (OT)	10/23/00	at N.Y. Jets
2. 21 points	0-21 (2nd)	34-31 (OT)	10/25/87	BUFFALO
21 points	3-24 (3rd)	27-24 (OT)	10/8/95	INDIANAPOLIS
21 points	3-24 (2nd)	46-34	10/25/09	NEW ORLEANS
5. 18 points	10-28 (2nd)	45-28	10/9/77	at Baltimore
6. 17 points	0-17 (3rd)	21-17	10/14/01	at N.Y. Jets
17 points	0-17 (3rd)	27-24	12/14/11	at New England

* Playoff Game

DOLPHINS 10 LARGEST MARGINS

...OF VICTORY				
MARGIN	SCORE	DATE	OPPONENT	
1. 52 points	52-0	11/12/72	NEW ENGLAND	
2. 44 points	44-0	11/11/73	BALTIMORE	
3. 43 points	43-0	10/19/75	at N.Y. Jets	
4. 42 points	42-0	9/10/78	at Baltimore	
42 points	45-3	11/24/86	N.Y. JETS	
42 points	42-0	10/11/87	KANSAS CITY	
7. 41 points	55-14	11/24/77	at St. Louis	
8. 38 points	45-7	12/20/70	BUFFALO	
38 points	41-3	10/17/71	NEW ENGLAND	
38 points	52-14	9/3/95	N.Y. JETS	

...OF DEFEAT				
MARGIN	SCORE	DATE	OPPONENT	
1. 55 points	62-7	1/15/00	at Jacksonville*	
2. 45 points	48-3	9/28/68	KANSAS CITY	
3. 41 points	41-0	10/8/67	at Kansas City	
41 points	41-0	12/14/97	at Indianapolis	
5. 40 points	40-0	10/26/17	at Baltimore	
6. 35 points	35-0	11/1/70	at Baltimore	
35 points	42-7	10/13/91	at Kansas City	
35 points	38-3	1/9/99	at Denver*	
9. 34 points	58-24	9/18/66	at Buffalo	
34 points	44-10	10/2/66	at San Diego	
34 points	34-0	10/12/80	at New England	
34 points	37-3	11/11/12	TENNESSEE	

* Playoff Game



DOLPHINS HOME AND AWAY

DOLPHINS HOME AND AWAY						
YEAR	HOME	PCT.	ROAD	PCT.	OVERALL	PCT.
1966	2-5	.286	1-6	.143	3-11	.214
1967	4-3	.571	0-7	.000	4-10	.286
1968	1-5-1	.214	4-3	.571	5-8-1	.393
1969	2-4-1*	.357	1-6*	.143	3-10-1	.250
1970	6-1	.857	4-3	.571	10-4	.714
1971	6-1	.857	4-2-1	.643	10-3-1	.750
1972	7-0	1.000	7-0	1.000	14-0	1.000
1973	7-0	1.000	5-2	.714	12-2	.857
1974	7-0	1.000	4-3	.571	11-3	.786
1975	5-2	.714	5-2	.714	10-4	.714
1976	3-4	.429	3-4	.429	6-8	.429
1977	6-1	.857	4-3	.571	10-4	.714
1978	7-1	.875	4-4	.500	11-5	.688
1979	6-2	.750	4-4	.500	10-6	.625
1980	5-3	.625	3-5	.375	8-8	.500
1981	6-1-1	.813	5-3	.625	11-4-1	.719
1982	4-0	1.000	3-2	.600	7-2	.778
1983	7-1	.875	5-3	.625	12-4	.750
1984	7-1	.875	7-1	.875	14-2	.875
1985	8-0	1.000	4-4	.500	12-4	.750
1986	4-4	.500	4-4	.500	8-8	.500
1987	4-3	.571	4-4	.500	8-7	.533
1988	4-4	.500	2-6	.250	6-10	.375
1989	4-4	.500	4-4	.500	8-8	.500
1990	7-1	.875	5-3	.625	12-4	.750
1991	5-3	.625	3-5	.375	8-8	.500
1992	6-2	.750	5-3	.625	11-5	.688
1993	4-4	.500	5-3	.625	9-7	.563
1994	6-2	.750	4-4	.500	10-6	.625
1995	5-3	.625	4-4	.500	9-7	.563
1996	4-4	.500	4-4	.500	8-8	.500
1997	6-2	.750	3-5	.375	9-7	.563
1998	7-1	.875	3-5	.375	10-6	.625
1999	5-3	.625	4-4	.500	9-7	.563
2000	5-3	.625	6-2	.750	11-5	.688
2001	7-1	.875	4-4	.500	11-5	.688
2002	7-1	.875	2-6	.250	9-7	.563
2003	4-4	.500	6-2	.750	10-6	.625
2004	3-5	.375	1-7	.125	4-12	.250
2005	5-3	.625	4-4	.500	9-7	.563
2006	4-4	.500	2-6	.250	6-10	.375
2007	1-7#	.125	0-8	.000	1-15	.063
2008	5-3	.625	6-2	.750	11-5	.688
2009	4-4	.500	3-5	.375	7-9	.438
2010	1-7	.125	6-2	.750	7-9	.438
2011	4-4	.500	2-6	.250	6-10	.375
2012	5-3	.625	2-6	.250	7-9	.438
2013	4-4	.500	4-4	.500	8-8	.500
2014	4-4	.500	4-4@	.500	8-8	.500
2015	3-5^	.375	3-5	.375	6-10	.375
2016	6-2	.750	4-4	.500	10-6	.625
2017	4-4&	.500	2-6	.250	6-10	.375
TOTALS	253-143-3	.638	192-208-1	.480	445-351-4	.559

* Includes 38-23 loss to Boston at Tampa. # Includes 13-10 loss to N.Y. Giants at London, England. @ Includes 38-14 win over Oakland at London, England. ^ Includes 27-14 loss to N.Y. Jets at London, England. & Includes 20-0 loss to New Orleans at London, England.



DOLPHINS MONTH BY MONTH

DOLPHINS MONTH BY MONTH						
<i>(Regular Season)</i>						
YEAR	SEPTEMBER	OCTOBER	NOVEMBER	DECEMBER	JANUARY	RECORD
1966	0-3	2-2	0-4	1-2	0-0	3-11
1967	1-1	0-4	1-3	2-2	0-0	4-10
1968	0-3	2-1-1	2-2	1-2	0-0	5-8-1
1969	0-3	1-2-1	1-4	1-1	0-0	3-10-1
1970	1-1	3-1	3-2	3-0	0-0	10-4
1971	1-0-1	4-1	4-0	1-2	0-0	10-3-1
1972	2-0	5-0	4-0	3-0	0-0	14-0
1973	2-1	4-0	4-0	2-1	0-0	12-2
1974	2-1	3-1	3-1	3-0	0-0	11-3
1975	1-1	4-0	2-2	3-1	0-0	10-4
1976	2-1	2-3	1-3	1-1	0-0	6-8
1977	2-0	3-2	3-1	2-1	0-0	10-4
1978	2-2	4-1	2-2	3-0	0-0	11-5
1979	4-1	2-2	3-2	1-1	0-0	10-6
1980	3-1	1-3	2-3	2-1	0-0	8-8
1981	4-0	1-2-1	2-2	4-0	0-0	11-4-1
1982	2-0	0-0	1-1	3-1	1-0	7-2
1983	3-1	3-2	3-1	3-0	0-0	12-4
1984	5-0	4-0	3-1	2-1	0-0	14-2
1985	3-1	2-2	3-1	4-0	0-0	12-4
1986	1-3	2-2	3-2	2-1	0-0	8-8
1987	1-1	1-3	3-2	3-1	0-0	8-7
1988	1-3	4-1	0-4	1-2	0-0	6-10
1989	1-2	3-2	3-1	1-3	0-0	8-8
1990	3-1	3-0	3-1	3-2	0-0	12-4
1991	2-3	1-2	3-1	2-2	0-0	8-8
1992	3-0	3-1	2-3	3-1	0-0	11-5
1993	2-1	4-0	3-1	0-4	0-1	9-7
1994	3-1	3-1	2-2	2-2	0-0	10-6
1995	3-0	2-3	1-3	3-1	0-0	9-7
1996	3-1	1-3	2-2	2-2	0-0	8-8
1997	2-2*	3-1	3-2	1-2	0-0	9-7
1998	3-0	2-2	3-2	2-2	0-0	10-6
1999	2-0	4-1	2-2	1-3	0-1	9-7
2000	3-1	3-1	3-1	2-2	0-0	11-5
2001	2-1	2-1	3-1	3-2	1-0	11-5
2002	3-1	2-1	2-2	2-3	0-0	9-7
2003	2-1	3-1	3-2	2-2	0-0	10-6
2004	0-3	1-3	1-3	2-2	0-1	4-12
2005	2-1	1-3	1-3	4-0	1-0	9-7
2006	1-2	0-4	4-0	1-4	0-0	6-10
2007	0-4	0-4	0-3	1-4	0-0	1-15
2008	1-2	2-2	4-1	4-0	0-0	11-5
2009	0-3	2-1	3-2	2-2	0-1	7-9
2010	2-1	2-2	2-2	1-3	0-1	7-9
2011	0-3	0-4	3-1	2-2	1-0	6-10
2012	1-3	3-0	1-3	2-3	0-0	7-9
2013	3-1	1-3	1-2	3-2	0-0	8-8
2014	2-2	2-1	2-2	2-3	0-0	8-8
2015	1-2	2-2	1-3	1-3	1-0	6-10
2016	1-3	2-1	4-0	3-1	0-1	10-6
2017	1-1	3-2	0-4	2-3	0-0	6-10
TOTALS	95-74-1	117-87-3	118-98	110-86	5-6	445-351-4

* Includes August 31, 1997, 16-10 win over Indianapolis.



PRIME TIME DOLPHINS

PRIME TIME DOLPHINS						
YEAR	DATE	OPPONENT	SCORE	W/L	NETWORK	ATTENDANCE
1970	Mon., Nov. 30	at Atlanta	20-7	W	ABC	53,303
1971	Mon., Nov. 29	CHICAGO	34-3	W	ABC	73,071
1972	Mon., Nov. 27	ST. LOUIS	31-10	W	ABC	78,190
1973	Mon., Oct. 15	at Cleveland	17-9	W	ABC	72,070
1973	Mon., Dec. 3	PITTSBURGH	30-26	W	ABC	68,901
1974	Mon., Oct. 7	N.Y. JETS	21-17	W	ABC	61,527
1974	Mon., Dec. 2	CINCINNATI	24-3	W	ABC	71,962
1975	Mon., Sept. 22	OAKLAND	21-31	L	ABC	78,744
1975	Mon., Dec. 1	NEW ENGLAND	20-7	W	ABC	61,963
1976	Mon., Sept. 13	at Buffalo	30-21	W	ABC	77,683
1976	Mon., Nov. 22	BALTIMORE	16-17	L	ABC	62,104
1977	Mon., Dec. 5	BALTIMORE	17-6	W	ABC	68,977
1978	Mon., Oct. 9	CINCINNATI	21-0	W	ABC	54,729
1978	Mon., Nov. 20	at Houston	30-35	L	ABC	50,290
1978	Mon., Dec. 18	NEW ENGLAND	23-3	W	ABC	72,071
1979	Mon., Oct. 8	at Oakland	3-13	L	ABC	52,419
1979	Mon., Nov. 5	HOUSTON	6-9	L	ABC	70,273
1979	Thur., Nov. 29	NEW ENGLAND	39-24	W	ABC	69,174
1980	Mon., Oct. 27	at N.Y. Jets	14-17	L	ABC	53,046
1980	Thur., Nov. 20	SAN DIEGO	24-27	L (OT)	ABC	63,013
1980	Mon., Dec. 8	NEW ENGLAND	16-13	W (OT)	ABC	63,292
1981	Thur., Sept. 10	PITTSBURGH	30-10	W	ABC	74,190
1981	Mon., Oct. 12	at Buffalo	21-31	L	ABC	78,576
1981	Mon., Nov. 30	PHILADELPHIA	13-10	W	ABC	67,797
1982	Mon., Nov. 29	at Tampa Bay	17-23	L	ABC	54,854
1982	Mon., Dec. 27	BUFFALO	27-10	W	ABC	73,924
1983	Mon., Sept. 19	at L.A. Raiders	14-27	L	ABC	57,796
1983	Mon., Nov. 28	CINCINNATI	38-14	W	ABC	74,506
1983	Fri., Dec. 16	N.Y. JETS	34-14	W	ABC	59,975
1984	Mon., Sept. 17	at Buffalo	21-17	W	ABC	65,455
1984	Mon., Nov. 26	N.Y. JETS	28-17	W	ABC	74,884
1984	Mon., Dec. 17	DALLAS	28-21	W	ABC	74,139
1985	Mon., Oct. 14	at N.Y. Jets	7-23	L	ABC	73,807
1985	Mon., Dec. 2	CHICAGO	38-24	W	ABC	75,594
1985	Mon., Dec. 16	NEW ENGLAND	30-27	W	ABC	69,489
1986	Mon., Nov. 10	at Cleveland	16-26	L	ABC	77,949
1986	Mon., Nov. 24	N.Y. JETS	45-3	W	ABC	70,206
1986	Mon., Dec. 22	NEW ENGLAND	27-34	L	ABC	74,516
1987	Sun., Nov. 22	at Dallas	20-14	W	ESPN	56,519
1987	Mon., Dec. 7	N.Y. JETS	37-28	W	ABC	62,592
1987	Sun., Dec. 20	WASHINGTON	23-21	W	ESPN	65,715
1987	Mon., Dec. 28	NEW ENGLAND	10-24	L	ABC	61,192
1988	Mon., Nov. 14	BUFFALO	6-31	L	ABC	67,091
1988	Sun., Nov. 20	NEW ENGLAND	3-6	L	ESPN	53,526
1988	Mon., Dec. 12	CLEVELAND	38-31	W	ABC	61,884
1989	Sun., Dec. 10	NEW ENGLAND	31-10	W	ESPN	55,918
1990	Thur., Oct. 18	NEW ENGLAND	17-10	W	TNT	62,630
1990	Mon., Nov. 19	L.A. RAIDERS	10-13	L	ABC	70,553
1990	Sun., Dec. 9	PHILADELPHIA	23-20	W (OT)	ESPN	67,034
1991	Sun., Nov. 10	NEW ENGLAND	30-20	W	ESPN	56,065
1991	Mon., Nov. 18	BUFFALO	27-41	L	ABC	71,062
1991	Mon., Dec. 9	CINCINNATI	37-13	W	ABC	60,616
1992	Mon., Sept 14	at Cleveland	27-23	W	ABC	74,765
1992	Mon., Nov. 16	BUFFALO	20-26	L	ABC	70,629
1992	Mon., Dec. 14	L.A. RAIDERS	20-7	W	ABC	67,098
1992	Sun., Dec. 20	N.Y. JETS	19-17	W	ESPN	68,275
1993	Mon., Oct. 4	WASHINGTON	17-10	W	ABC	68,568
1993	Sun., Oct. 24	INDIANAPOLIS	41-27	W	TNT	57,301
1993	Mon., Dec 13	PITTSBURGH	20-21	L	ABC	70,232
1993	Mon., Dec. 27	at San Diego	20-45	L	ABC	60,311
1994	Sun., Oct. 2	at Cincinnati	23-7	W	TNT	55,056
1994	Sun., Dec. 4	BUFFALO	31-42	L	ESPN	69,358



PRIME TIME DOLPHINS

PRIME TIME DOLPHINS						
YEAR	DATE	OPPONENT	SCORE	W/L	NETWORK	ATTENDANCE
1994	Mon., Dec. 12	KANSAS CITY	45-28	W	ABC	71,578
1994	Sun., Dec. 25	DETROIT	27-20	W	ESPN	70,980
1995	Mon., Sept. 18	PITTSBURGH	23-10	W	ABC	72,874
1995	Sun., Nov. 5	at San Diego	24-14	W	ESPN	61,996
1995	Mon., Nov. 20	SAN FRANCISCO	20-44	L	ABC	73,080
1995	Mon., Dec. 11	KANSAS CITY	13-6	W	ABC	70,321
1996	Sun., Sept. 8	at Arizona	38-10	W	TNT	55,444
1996	Mon., Sept. 23	at Indianapolis	6-10	L	ABC	60,891
1996	Mon., Nov. 25	PITTSBURGH	17-24	L	ABC	73,489
1996	Mon., Dec. 16	BUFFALO	16-14	W	ABC	67,016
1997	Sun., Sept. 21	at Tampa Bay	21-31	L	TNT	73,314
1997	Mon., Oct. 27	CHICAGO*	33-36	L (OT)	ABC	73,156
1997	Mon., Nov. 17	BUFFALO	30-13	W	ABC	74,155
1997	Sun., Dec. 7	DETROIT	33-30	W	ESPN	72,266
1997	Mon., Dec. 22	NEW ENGLAND	12-14	L	ABC	74,379
1998	Mon., Oct. 12	at Jacksonville	21-28	L	ABC	74,051
1998	Mon., Nov. 23	at New England	23-26	L	ABC	58,729
1998	Sun., Dec. 13	N.Y. JETS	16-21	L	ESPN	74,369
1998	Mon., Dec. 21	DENVER	31-21	W	ABC	74,363
1999	Mon., Sept. 13	at Denver	38-21	W	ABC	75,623
1999	Mon., Oct. 4	BUFFALO	18-23	L	ABC	74,073
1999	Sun., Nov. 7	TENNESSEE	17-0	W	ESPN	74,109
1999	Mon., Dec. 27	N.Y. JETS	31-38	L	ABC	74,230
2000	Sun., Sept. 17	BALTIMORE	19-6	W	ESPN	73,464
2000	Mon., Oct. 23	at N.Y. Jets	37-40	L (OT)	ABC	78,389
2001	Sun., Sept. 9	at Tennessee	31-23	W	ESPN	68,798
2001	Mon., Dec. 10	INDIANAPOLIS	41-6	W	ABC	73,858
2002	Sun., Oct. 13	at Denver	24-22	W	ESPN	75,941
2002	Mon., Nov. 4	at Green Bay	10-24	L	ABC	63,284
2002	Sun., Nov. 10	at N.Y. Jets	10-13	L	ESPN	78,920
2002	Mon., Dec. 9	CHICAGO	27-9	W	ABC	73,609
2003	Sun., Sept. 21	BUFFALO	17-7	W	ESPN	73,458
2003	Mon., Oct. 27	at San Diego#	26-10	W	ABC	73,014
2003	Sun., Nov. 23	WASHINGTON	24-23	W	ESPN	73,578
2003	Mon., Dec. 15	PHILADELPHIA	27-34	L	ABC	73,780
2004	Sun., Sept. 19	at Cincinnati	13-16	L	ESPN	65,705
2004	Sun., Sept. 26	PITTSBURGH@	3-13	L	CBS	72,225
2004	Mon., Nov. 1	at N.Y. Jets	14-41	L	ABC	78,216
2004	Mon., Dec. 20	NEW ENGLAND	29-28	W	ABC	73,629
2004	Sun., Dec. 26	CLEVELAND	10-7	W	ESPN	73,169
2005	Fri., Oct. 21	KANSAS CITY%	20-30	L	CBS	68,350
2006	Thur., Sept. 7	at Pittsburgh	17-28	L	NBC	64,927
2006	Mon., Dec. 25	N.Y. JETS	10-13	L	ESPN	73,500
2007	Mon., Nov. 26	at Pittsburgh	0-3	L	ESPN	57,704
2009	Mon., Sept. 21	INDIANAPOLIS	23-27	L	ESPN	66,227
2009	Mon., Oct. 12	N.Y. JETS	31-27	W	ESPN	69,767
2009	Thur., Nov. 19	at Carolina	24-17	W	NFLN	73,475
2010	Sun., Sept. 26	N.Y. JETS	23-31	L	NBC	70,481
2010	Mon., Oct. 4	NEW ENGLAND	14-41	L	ESPN	69,090
2010	Thur., Nov. 18	CHICAGO	0-16	L	NFLN	68,752
2011	Mon., Sept. 12	NEW ENGLAND	24-38	L	ESPN	66,860
2011	Mon., Oct. 17	at N.Y. Jets	6-24	L	ESPN	78,912
2012	Thurs., Nov. 11	at Buffalo	14-19	L	NFLN	69,118
2013	Mon., Sept. 30	at New Orleans	17-38	L	ESPN	73,118
2013	Thur., Oct. 31	Cincinnati	22-20	W (OT)	NFLN	52,388
2013	Mon. Nov. 11	at Tampa Bay	19-22	L	ESPN	64,448
2014	Thurs., Nov. 13	BUFFALO	22-9	W	NFLN	71,573
2014	Mon., Dec. 1	at N.Y. Jets	16-13	W	ESPN	78,160
2015	Thur., Oct. 29	at New England	7-36	L	NFLN	66,829
2015	Mon., Dec. 14	N.Y. Giants	24-31	L	ESPN	65,408
2016	Thur., Sept. 29	at Cincinnati	7-22	L	NFLN	60,834
2016	Sat., Dec. 17	at N.Y. Jets	34-13	W	NFLN	78,160



PRIME TIME DOLPHINS

PRIME TIME DOLPHINS						
YEAR	DATE	OPPONENT	SCORE	W/L	NETWORK	ATTENDANCE
2017	Thur., Oct. 26	at Baltimore	0-40	L	CBS/NFLN	70,408
2017	Sun., Nov. 5	OAKLAND	24-27	L	NBC	65,139
2017	Mon., Nov. 13	at Carolina	21-45	L	ESPN	72,790
2017	Mon., Dec. 11	NEW ENGLAND	27-20	W	ESPN	65,548

TOTALS: 42-42 Monday Night (34-22 home, 8-20 road); 27-17 Other (19-9 home, 8-8 road)

* Game originally scheduled for Sun., Oct. 26 postponed to Mon., Oct. 27 due to Game 7 of World Series.

Game played at Sun Devil Stadium in Tempe, Ariz. due to California wildfires.

@ Game originally scheduled to start at 1:00 p.m. but moved back to 8:30 p.m. because of Hurricane Jeanne.

% Game originally scheduled for Sunday, October 23 at 1:00 p.m. but moved up to Friday, October 21 at 7:00 p.m. because of the impending arrival of Hurricane Wilma.



DOLPHINS' 10 LARGEST CROWDS

(Regular Season and Postseason games only)

1966-96 = actual attendance

1997-2017 = paid attendance

HOME (Modernized Hard Rock Stadium, 2015-17)@

ATTENDANCE	DATE	OPPONENT	RESULT	W/L
1. 66,163	1/1/17	New England	14-35	L
2. 65,856	11/27/16	San Francisco	31-24	W
3. 65,750	12/11/16	Arizona	26-23	W
4. 65,722	11/6/16	N.Y. Jets	27-23	W
5. 65,658	10/23/16	Buffalo	28-25	W
6. 65,571	12/31/17	Buffalo	16-22	L
7. 65,548	12/11/17	New England	27-20	W
8. 65,482	12/27/15	Indianapolis	12-18	L
9. 65,408	12/14/15	N.Y. Giants	24-31	L
10. 65,351	10/16/16	Pittsburgh	30-15	W

HOME (Hard Rock Stadium, 1987-14)@

ATTENDANCE	DATE	OPPONENT	RESULT	W/L
1. 75,283	10/27/96	Dallas	10-29	L
2. 74,379	12/22/97	New England	12-14	L
3. 74,369	12/13/98	N.Y. Jets	16-21	L
4. 74,363	12/21/98	Denver	31-21	W
5. 74,320	11/19/00	N.Y. Jets	3-20	L
6. 74,307	12/10/00	Tampa Bay	13-16	L
7. 74,295	11/21/99	New England	27-17	W
8. 74,259	11/18/01	N.Y. Jets	0-24	L
9. 74,240	1/4/09	*Baltimore	9-27	L
10. 74,230	12/27/99	N.Y. Jets	31-38	L

HOME (Orange Bowl, 1966-86)

ATTENDANCE	DATE	OPPONENT	RESULT	W/L
1. 78,939	1/2/72	*Baltimore	21-0	W
2. 78,914	11/19/72	N.Y. Jets	28-24	W
3. 78,744	9/22/75	Oakland	21-31	L
4. 78,196	12/24/72	*Cleveland	20-14	W
5. 77,596	10/15/72	San Diego	24-10	W
6. 76,801	11/27/72	St. Louis	31-10	W
7. 76,696	12/16/72	Baltimore	16-0	W
8. 76,029	1/6/85	*Pittsburgh	45-28	W
9. 75,770	12/23/73	*Cincinnati	34-16	W
10. 75,594	12/2/85	Chicago	38-24	W

ROAD

ATTENDANCE	DATE	OPPONENT	RESULT	W/L
1. 103,667	1/30/83	**Washington (at Pasadena)	17-27	L
2. 90,163	9/9/07	Washington	13-16 (OT)	L
3. 87,418	11/24/11	Dallas	19-20	L
4. 85,462	1/14/73	**Washington (at L.A.)	14-7	W
5. 84,059	1/20/85	**San Francisco (at Stanford)	16-38	L
6. 83,483	11/20/16	Los Angeles	14-10	W
7. 83,436	9/28/14	Oakland (at London, Eng.)	38-14	W
8. 80,591	1/16/72	**Dallas (at New Orleans)	3-24	L
9. 80,374	11/18/79	Cleveland	24-30	L
10. 80,368	10/4/92	Buffalo	37-10	W

* Playoff Game ** Super Bowl

@ 81,176 saw the Dolphins and Giants play on October 28, 2007 at London's Wembley Stadium, which was designated as a Dolphins home game. 83,986 saw the Dolphins and Jets play on October 4, 2015 at London's Wembley Stadium, which was designated as a Dolphins home game. 84,423 saw the Dolphins and Saints play on October 1, 2017 at London's Wembley Stadium, which was designated as a Dolphins home game.

NOTE: The largest attendance for a Dolphins game was 104,629 for a preseason game against Denver in Mexico City on Aug. 4, 1997.



DOLPHINS' COLDEST/WARMEST GAMES

COLDEST GAMES				
DATE	TEAM	W/L	SCORE	CONDITIONS
12/21/08	at Kansas City	W	38-31	10°, sunny
12/11/77	at New England	L	10-14	14°, clear
1/8/17	*at Pittsburgh	L	12-30	17°, partly cloudy
12/12/82	at New England	L	0-3	22°, snowy
12/17/17	at Buffalo	L	16-24	22°, mostly cloudy
12/8/85	at Green Bay	W	34-24	23°, cloudy
12/18/88	at Pittsburgh	L	24-40	23°, overcast, light snow
12/3/89	at Kansas City	L	21-26	23°, clear
12/27/92	at New England (OT)	W	16-13	23°, clear
12/24/17	at Kansas City	L	13-29	23°, cloudy

* Playoff Game


NOTE: Coldest game in Miami was 12/24/89 vs. Kansas City (27-24 win by Chiefs): 40° and clear.

WARMEST GAMES				
DATE	TEAM	W/L	SCORE	CONDITIONS
9/8/96	at Arizona	W	38-10	101°, night and dry
10/9/88	at L.A. Raiders	W	24-14	96°, clear and dry
9/3/95	N.Y. JETS	W	52-14	94°, mostly sunny
10/9/66	at Oakland	L	10-21	93°, sunny
8/19/83	**at Washington	W	38-7	93°, fair and muggy
9/1/96	NEW ENGLAND	W	24-10	93°, mostly sunny
9/17/72	at Kansas City	W	20-10	91°, sunny
9/24/89	N.Y. JETS	L	33-40	91°, partly sunny
9/18/95	PITTSBURGH	W	23-10	91°, partly cloudy
9/28/80	NEW ORLEANS	W	21-16	90°, partly cloudy
9/4/83	at Buffalo	W	12-0	90°, sunny
9/14/86	INDIANAPOLIS	W	30-10	90°, sunny
8/17/17	**BALTIMORE	L	7-31	90°, partly cloudy


** Preseason Game




DOLPHINS IN THE HALL OF FAME




DON SHULA
Coach • Inducted: 1997




NICK BUONICONTI
#85 • LB • Inducted: 2001




LARRY CSONKA
#39 • FB • Inducted: 1987



BOB GRIESE
#12 • QB • Inducted: 1990



JIM LANGER
#62 • C • Inducted: 1987




LARRY LITTLE
#66 • G • Inducted: 1993



DAN MARINO
#13 • QB • Inducted: 2005



DWIGHT STEPHENSON
#57 • C • Inducted: 1998



JASON TAYLOR
#99 • DE • Inducted: 2017



PAUL WARFIELD
#42 • WR • Inducted: 1983

OTHER DOLPHINS HALL OF FAMERS



BOBBY BEATHARD
Coach/Exec • Inducted: 2018



CRIS CARTER
WR • Inducted: 2013



BILL PARCELLS
Coach/Exec • Inducted: 2013



JUNIOR SEAU
LB • Inducted: 2015



THURMAN THOMAS
RB • Inducted: 2007

DOLPHINS RETIRED JERSEYS


12

BOB GRIESE



13

DAN MARINO



39

LARRY CSONKA

