



## MIAMI DOLPHINS WEEKLY RELEASE

---

PRESEASON WEEK 2

MIAMI DOLPHINS (0-1) AT CAROLINA PANTHERS (1-0)

FRIDAY, AUG. 17, 2018 | 7:30 PM ET | BANK OF AMERICA STADIUM | CHARLOTTE, N.C.





## 2018 MIAMI DOLPHINS SCHEDULE

### PRESEASON

DATE	OPPONENT	STADIUM	TIME/ RESULT	NETWORK	RADIO	PRESENTING SPONSOR	GIVEAWAY
Thurs., Aug. 9	Tampa Bay	Hard Rock Stadium	L, 24-26	WFOR CBS4	560 WQAM KISS 99.9		
Fri., Aug. 17	at Carolina	Bank of America Stadium	7:30 p.m.	WFOR CBS4	560 WQAM KISS 99.9		
Sat., Aug. 25	Baltimore	Hard Rock Stadium	7 p.m.	WFOR CBS4	560 WQAM KISS 99.9		
Thurs., Aug. 30	at Atlanta	Mercedes-Benz Stadium	7 p.m.	WFOR CBS4	560 WQAM KISS 99.9		

### REGULAR SEASON

DATE	OPPONENT	STADIUM	TIME/ RESULT	NETWORK	RADIO	PRESENTING SPONSOR	GIVEAWAY
Sun., Sept. 9	Tennessee	Hard Rock Stadium	1 p.m.	FOX	560 WQAM KISS 99.9		
Sun., Sept. 16	at N.Y. Jets	MetLife Stadium	1 p.m.	CBS	560 WQAM KISS 99.9		
Sun., Sept. 23	Oakland	Hard Rock Stadium	1 p.m.	CBS	560 WQAM KISS 99.9		
Sun., Sept. 30	at New England	Gillette Stadium	1 p.m.	CBS	560 WQAM KISS 99.9		
Sun., Oct. 7	at Cincinnati	Paul Brown Stadium	1 p.m.*	CBS	560 WQAM KISS 99.9		
Sun., Oct. 14	Chicago	Hard Rock Stadium	1 p.m.*	FOX	560 WQAM KISS 99.9		
Sun., Oct. 21	Detroit	Hard Rock Stadium	1 p.m.*	FOX	560 WQAM KISS 99.9		
Thurs., Oct. 25	at Houston	NRG Stadium	8:20 p.m.	FOX/NFLN Amazon	560 WQAM KISS 99.9		
Sun., Nov. 4	N.Y. Jets	Hard Rock Stadium	1 p.m.*	CBS	560 WQAM KISS 99.9		
Sun., Nov. 11	at Green Bay	Lambeau Field	1 p.m.*	CBS	560 WQAM KISS 99.9		
Sun., Nov. 25	at Indianapolis	Lucas Oil Stadium	1 p.m.*	CBS	560 WQAM KISS 99.9		
Sun., Dec. 2	Buffalo	Hard Rock Stadium	1 p.m.*	CBS	560 WQAM KISS 99.9		
Sun., Dec. 9	New England	Hard Rock Stadium	1 p.m.*	CBS	560 WQAM KISS 99.9	Hard Rock Hotel	
Sun., Dec. 16	at Minnesota	U.S. Bank Stadium	1 p.m.*	CBS	560 WQAM KISS 99.9		
Dec. 22 or 23	Jacksonville	Hard Rock Stadium	TBD*	TBD	560 WQAM KISS 99.9		
Sun., Dec. 30	at Buffalo	New Era Field	1 p.m.*	CBS	560 WQAM KISS 99.9		

\* Game subject to flex scheduling  
ALL TIMES EASTERN



All Dolphins games can be heard on 560 WQAM and Kiss 99.9, the flagship stations of the Miami Dolphins Radio Network, Dolphins.com and throughout South and Central Florida on stations that make up The Miami Dolphins Radio Network. In addition to the game broadcasts, the stations will feature expanded pre-, halftime and postgame shows. Dolphins fans who tune into Miami's Sportsradio 560 WQAM will have the opportunity to listen to live broadcasts of Head Coach Adam Gase's day-after game press conferences and "Dolphins Friday," a day of Dolphins' centric-content on the station featuring interviews with players, coaches, and team executives. Fans can also listen to the Dolphins in Spanish on Univision Deportes Radio WQBA 1140 AM.

WFOR-TV, CBS4 will once again be the preseason home of the Dolphins. All four of the Miami Dolphins preseason games will be broadcast in Miami-Fort Lauderdale on WFOR-TV (CBS4), the official home of the Miami Dolphins in South Florida.



---

## PRESEASON WEEK 2: CAROLINA PANTHERS TABLE OF CONTENTS

MEDIA INFORMATION	2-3
HARD ROCK STADIUM	4-6
DOLPHINS NOTES	7-12
WHAT TO LOOK FOR IN 2018	13-14
DOLPHINS VS. THE PANTHERS	15-18
FREE AGENCY TRACKER	19
DOLPHINS 2018 ROOKIE CLASS	20
PRESEASON TV	21
RADIO	22
DEPTH CHART	25
TRANSACTIONS	26
PRONUNCIATION GUIDE	26
ROSTERS	27-30
2018 PRESEASON STATISTICS	33-36
2018 PRESEASON GAME RECAPS	39
LAST WEEK'S FINAL GAME BOOK	40-58
EXECUTIVE BIOS	61-64
COACHES BIOS	65-68
PLAYER BIOS	69-249







## WEEKLY MEDIA SCHEDULE: PRESEASON WEEK 2 VS. CAROLINA

12 SUN	13 MON	14 TUE	15 WED	16 THU	17 FRI	18 SAT
<b>Practice*</b> 8:30 a.m.	<b>Practice*</b> 8:30 a.m.	<b>Practice*</b> 8:30 a.m.	No media availability	No media availability	<b>Preseason Week 2</b> at Carolina 7:30 p.m. TV - WFOR CBS4	No media availability
<b>Players</b> Following practice on the field	<b>Players</b> Following practice on the field	<b>Players</b> Following practice on the field				
<b>Head Coach Adam Gase</b> Following players (team meeting room)	<b>Coordinators</b> Following practice on the field	<b>Head Coach Adam Gase</b> Following players (team meeting room)				

\* Media can view all of practice. Only select periods at the beginning of practice are open to photographers

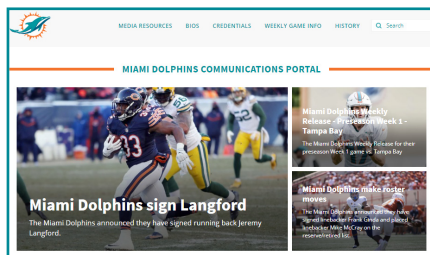
## DOLPHINS ON THE AIR

TV:	WFOR-TV (CBS 4 - Miami-Ft. Lauderdale) WTVX-TV (West Palm Beach) WBBH-TV (Ft. Myers) WDRQ-TV (Orlando)	
Broadcasters:	Dick Stockton – Play-By-Play Bob Giese – Color Analyst Nat Moore – Color Analyst Kim Bokamper – Sideline	
Local Radio:	Dolphins Radio Network KISS 99.9-FM WQAM 560-AM	
Broadcasters:	Jimmy Cefalo – Play-By-Play Joe Rose – Color Analyst	
Spanish Radio:	Dolphins Spanish Radio WQBA-1140 AM	
Broadcasters:	Roly Martin – Play-By-Play Eduardo Martell – Color Analyst	

## MIAMI DOLPHINS MEDIA WEBSITE

[media.miamidolphins.com](http://media.miamidolphins.com)

The Miami Dolphins media website features everything a media member needs to cover the team. Visitors can find transcripts, press releases, weekly releases, credentials, notes, flip cards, an archive of old media guides and gamebooks and more by visiting [media.miamidolphins.com](http://media.miamidolphins.com).



## COMMUNICATIONS DEPARTMENT



**JASON JENKINS**

Sr. Vice President, Communications & Community Affairs

O: 954-452-7174  
JJenkins@dolphins.com



**MATT TAYLOR**

Sr. Director of Football Communications

O: 954-452-7179  
MattTaylor@dolphins.com



**THERESA GARNER**

Corporate Communications Senior Manager

O: 305-943-1451  
TGarnier@dolphins.com



**BRETT BRECHEISEN**

Football Communications Manager

O: 954-452-7190  
BBrecheisen@dolphins.com



**RENZO SHEPPARD**

Football Communications Manager


O: 954-452-7144  
RSheppard@dolphins.com



**SYDNEY WADE**

Communications Coordinator

O: 954-452-7198  
SWade@dolphins.com



**PAOLA ARGUETA**

Corporate Communications Staff Assistant

O: 305-943-6703  
PArgueta@dolphins.com



**KYLE WILLIAMS**

Football Communications Staff Assistant

O: 954-452-7177  
KWilliams@dolphins.com





## MIAMI DOLPHINS MEDIA WORKROOM ACCESS & PARKING INFORMATION FOR THE 2018 SEASON

As a reminder, the workroom for accredited media covering the Miami Dolphins is located behind the Dolphins Pro Shop at the Baptist Health Training Facility at Nova Southeastern University. Access to the media workroom is granted by the Communications Staff to members of the media upon their arrival at training camp.

Parking passes are distributed by the Communications Department. The passes **need to be clearly displayed** to gain entry into the media parking areas. Media parking is available at the Nova Southeastern University Medical School garage (HPD Garage), which is next to the Dolphins Pro Shop, and located near the intersection of University Drive and S.W. 30th Street, between Griffin Road and I-595. Access to this garage is off University Drive and S.W. 30th Street. In the event the HPD Garage is full, the overflow media parking will be in the AUX Parking Lot next to the NOVA Softball fields.

**PLEASE NOTE – ALL MEDIA ARE ASKED TO PARK ON THE SECOND FLOOR OF THE HPD GARAGE. PARKING ON THE FIRST FLOOR IS RESERVED FOR NOVA PATIENTS ONLY. THE GARAGE WILL BE MONITORED BY NOVA AND THOSE WHO PARK ON THE FIRST FLOOR WILL BE TICKETED.**

**PLEASE PREARRANGE ALL LIVE TRUCK PARKING** through the Miami Dolphins Communications Department.

### DIRECTIONS TO PARKING GARAGE AT NOVA SOUTHEASTERN UNIVERSITY

#### FROM I-95 OR FLORIDA'S TURNPIKE

- Exit at I-595; proceed west to University Drive exit
- Turn left (south) onto University Drive
- Proceed to S.W. 30th Street (Abe Fischler Blvd.) turn left (east)
- Proceed past the Miami Dolphins facility to Ray Ferrero Jr. Blvd.
- Turn right and parking garage will be on your right.

#### UNIVERSITY DRIVE

- From north of I-595
- Take University Drive south past I-595 to S.W. 30th Street (Abe Fischler Blvd.) turn left (east).
- Proceed past the Miami Dolphins facility to Ray Ferrero Jr. Blvd.
- Turn right and parking garage will be on your right.

#### FROM SOUTH OF GRIFFIN ROAD

- Take University Drive north past Griffin Road to S.W. 30th Street (Abe Fischler Blvd.) turn right (east)
- Proceed past the Miami Dolphins facility to Ray Ferrero Jr. Blvd.
- Turn right and parking garage will be on your right.





# A GLOBAL ENTERTAINMENT DESTINATION

---


## AN EVOLUTION

Hard Rock Stadium embarked on a multi-year renovation to make the facility a global entertainment destination. Privately funded by Owner Stephen Ross, the \$500 million renovation replaced every seat within the bowl, rebuilt concourses with additional amenities for restrooms, retail and concessions and moved seats 25 feet closer to the field.



## COMPREHENSIVE MODERNIZATION

Every aspect of the facility was touched during the renovation. New seating experiences were introduced within the bowl as well as five new premium clubs. The renovation brought four high-definition video boards and the installation of a state-of-the-art canopy that keeps as many as 91 percent of fans in the shade. Remodeled, modernized suites throughout the stadium offer a more intimate club space with improved amenities and food, as well as the addition of theatre boxes and four new corner clubs. The venue boasts remodeled suites with improved amenities and food as well as new landscaping bringing nearly 58,000 new trees and shrubs to the exterior of the stadium.





Hard Rock Stadium is a global entertainment destination that encompasses art, culture, some of the best food in the region, diversity, an elevated fan experience and the best that Miami has to offer.



The venue serves as home to the Miami Dolphins, University of Miami football team, Orange Bowl, Super Bowl LIV and the 100th anniversary of the NFL, College Football Playoff National Championship in 2021, major concerts, international soccer and a host of world-class events.






## TEAM & OFFENSE NOTES

### ROCKING AT HARD ROCK STADIUM

Miami wasted no time establishing a home-field advantage following the major renovation and canopy addition to Hard Rock Stadium.

- In 2016, the first year with the canopy, **the Dolphins went 6-2 at home, their best home record since 2002.**
- Miami had a stretch of **five straight home victories** in the middle of the 2016 season, which was **the team's longest home winning streak since 2001-02.**
- The Dolphins were 4-3 at their home venue in 2017, defeating Tennessee in Week 5, the N.Y. Jets in Week 7, Denver in Week 13 and New England in Week 14.
- **Miami's 11 wins in their past 16 regular-season games at Hard Rock Stadium is the team's best 16-game home stretch since they went 14-4 in an 18-game stretch from Dec. 2, 2001 to Nov. 23, 2003.**
- Miami has now **won at least four home games in the stadium in every season since 2010**, despite playing just seven games at the venue in 2015 and 2017.
- **The Dolphins finished with a winning record at Hard Rock Stadium in 2017 for the second consecutive year.** The last time Miami had back-to-back winning seasons at home was 2001-02.
- Last year was the first season since 2005 the Dolphins won their first two home games played at Hard Rock Stadium.



### THE DOLPHINS IN ONE-SCORE GAMES

Miami lost two one score games in its final three contests of 2017 – both against Buffalo – for just the second and third times in their past 16 one-score contests. **The Dolphins were 6-3 in such games (decided by 8 points or less) this past season and are 13-3 in their past 16 one-score contests**, dating back to their overtime win over Cleveland on Sept. 25, 2016. The Dolphins' last win in a one-score game was on Dec. 11, 2017 when they defeated New England, 27-20.

### TANNEHILL WAS PLAYING HIS BEST FOOTBALL BEFORE HIS INJURY

Prior to his injury in Week 14 of the 2016 season, **QB Ryan Tannehill** was playing some of the best football of his career. **Tannehill posted three of his top five best quarterback ratings in his last five games.** He had a 130.6 rating in Week 10 at San Diego and Week 12 vs. San Francisco, which tied for the second best rating of his career. He also posted a 124.0 rating in Week 14 vs. Arizona, the fifth-best rating of his career.



### TANNEHILL IMPROVED RATING AND EFFICIENCY UNDER GASE

Tannehill finished the 2016 season with a 93.5 quarterback rating and averaged **7.70 yards per attempt.** Both marks ranked in the **top half of the NFL in 2016 and were career highs.** It was the fourth-highest passer rating in franchise history and highest by a Dolphins quarterback since 2008, when QB Chad Pennington posted a 97.4 rating.

### TANNEHILL HAS THE DEEP BALL

Tannehill had **seven games in 2016 with a completion of at least 50 yards.** That was **tied for the most in the NFL in 2016 and was a career high.** It topped his previous career high of three games set in 2013. Baltimore's Joe Flacco and Washington's Kirk Cousins also had seven games with a 50-plus yard completion during the 2016 season.

### TANNEHILL BECOMES DOLPHINS RECORD-HOLDER

Tannehill has not only been an effective passer, but he has also showcased his mobility and running ability during his five-year NFL career. **Tannehill is the Dolphins' all-time career leader in rushing yards by a quarterback with 1,065 yards.** He surpassed Hall of Fame quarterback Bob Griese's 994 rushing yards in the 2016 Week 11 win at Los Angeles.

#### RUSHING YARDS BY A QB (DOLPHINS HISTORY)

NAME	YEARS	ATT	YDS	AVG	TD
1. RYAN TANNEHILL	2012-16	216	1,065	4.9	6
2. Bob Griese	1967-80	261	994	3.8	7
3. Jay Fiedler	2000-04	201	834	4.1	11
4. David Woodley	1980-83	173	771	4.5	9
5. Chad Henne	2008-11	66	196	3.0	2





## OFFENSE NOTES

### FRANK GORE – FUTURE HALL OF FAMER

**RB Frank Gore** signed with the Dolphins as an unrestricted free agent on March 22, 2018. The Miami native and University of Miami product is the fifth-leading rusher in NFL history and is just 76 yards away from surpassing **RB Curtis Martin** for fourth place. Here is where Gore ranks all-time in several statistical categories:



#### NFL ALL-TIME LEADING RUSHERS

NAME	YEARS	ATT	YDS	AVG	TD
1. Emmitt Smith	1990-2004	4,409	18,355	4.2	164
2. Walter Payton	1975-87	3,838	16,726	4.4	110
3. Barry Sanders	1989-98	3,062	15,269	5.0	99
4. Curtis Martin	1995-2005	3,518	14,101	4.0	90
5. <b>FRANK GORE</b>	<b>2005-17</b>	<b>3,226</b>	<b>14,026</b>	<b>4.4</b>	<b>77</b>

#### MOST CARRIES (NFL HISTORY)

NAME	YEARS	ATT	YDS	AVG	TD
1. Emmitt Smith	1990-2004	4,409	18,355	4.2	164
2. Walter Payton	1975-87	3,838	16,726	4.4	110
3. Curtis Martin	1995-2005	3,518	14,101	4.0	90
4. Jerome Bettis	1993-2005	3,479	13,662	3.9	91
5. <b>FRANK GORE</b>	<b>2005-17</b>	<b>3,226</b>	<b>14,026</b>	<b>4.4</b>	<b>77</b>

#### MOST SCRIMMAGE YARDS (NFL HISTORY)

NAME	YEARS	RUSH			SCRIM
		YDS	REC	YDS	
1. Jerry Rice	1985-2004	645	22,895	23,540	
2. Emmitt Smith	1990-2004	18,355	3,224	21,579	
3. Walter Payton	1975-87	16,726	4,538	21,264	
4. Marshall Faulk	1994-2005	12,279	6,875	19,154	
5. LaDainian Tomlinson	2001-11	13,684	4,772	18,456	
6. Barry Sanders	1989-98	15,269	2,921	18,190	
7. <b>FRANK GORE</b>	<b>2005-17</b>	<b>14,026</b>	<b>3,672</b>	<b>17,698</b>	

**Gore's 112 consecutive games** played are not only the most by an active running back but **the most by any active offensive skill player** that entered the first week of the preseason on an NFL roster:

#### MOST CONSECUTIVE GAMES PLAYED (ACTIVE NFL RUNNING BACKS)

NAME	CONS. GP
1. <b>FRANK GORE (SF/IND.)</b>	<b>112</b>
2. Isaiah Crowell (Cle.)	64
3. Duke Johnson (Cle.)	48

**Gore's 2,953 rushing yards** since 2015 are fifth in the NFL in that span:

#### LEADING RUSHERS (SINCE 2015)

NAME	ATT	YDS	AVG	TD
1. LeSean McCoy (Buf.)	724	3,300	4.6	22
2. Todd Gurley (STL/LAR)	786	3,296	4.2	29
3. Le'Veon Bell (Pit.)	695	3,115	4.5	19
4. Devonta Freeman (Atl.)	688	3,000	4.4	29
5. <b>FRANK GORE (IND.)</b>	<b>782</b>	<b>2,953</b>	<b>3.8</b>	<b>13</b>

### FRANK GORE QUICK FACTS:

- Has started 108 consecutive games entering the 2018 season.
- Is 1st running back to start 100+ straight games since **RB Curtis Martin** started 119 in a row from 1998-2005.
- His 77 career rushing TDs are tied for 22nd in NFL history.
- His 196 career games played are 10th in NFL history among running backs.
- Has 43 career 100-yard rushing games.
- Has 343 career runs of 10+ yards, which is third in NFL history since records were tracked in 1994.
- Is one of just five NFL players to record 9+ seasons with 1,000+ rushing yards. The other four are all in the Pro Football Hall of Fame.
- Holds the NFL record with 12 straight seasons of 1,200+ yards from scrimmage.
- Has 12 consecutive season of 1,000+ yards from scrimmage and is just 1 season shy of the NFL record held by **RB Emmitt Smith**.

### DRAKE WAS NFL'S BEST BACK IN FINAL FIVE GAMES OF 2017

Last season, **RB Kenyan Drake** became the Dolphins' featured back in Week 13 vs. Denver. Since then, Drake led the NFL in rushing with 444 yards on 91 carries (4.9 avg.). Drake's 91 carries were sixth in the league in that span. **Drake was tied for fourth in the NFL with 108 offensive touches and third with 594 scrimmage yards in that span.**

#### RUSHING YARDS (WEEK 3 - WEEK 17, 2017)

NAME	ATT	YDS	AVG
1. <b>KENYAN DRAKE (MIA.)</b>	<b>91</b>	<b>444</b>	<b>4.9</b>
2. Todd Gurley (LAR)	75	440	5.9
3. Kareem Hunt (KC)	88	437	5.0
4. Marshawn Lynch (Oak.)	84	434	5.2
5. C.J. Anderson (Den.)	101	422	4.2

### KENYAN DRAKE HITS THE HOME RUN

The Dolphins offense hit many big plays in the final weeks of the 2017 season, most notably in the running game. In Week 13 vs. Denver, his first game as Miami's featured back, **Drake** took a carry 42 yards for a touchdown in the third quarter. **Drake had three rushing plays for 40-plus yards, which tied for the second-most in the NFL**, despite starting just five games.

#### 40+ YARD RUNS (2017)

NAME	ATT	YDS	40+ RUNS
1. Bilal Powell (NYJ)	165	746	4
2. <b>KENYAN DRAKE (MIA.)</b>	<b>152</b>	<b>748</b>	<b>3</b>
Jordan Howard (Chi.)	267	1,113	3
Kareem Hunt (KC)	271	1,292	3
Mark Ingram (NO)	217	1,089	3



## OFFENSE NOTES

### THE DOLPHINS OFFENSE IN THE SECOND HALF OF THE 2017 SEASON

The Dolphins played three games against the NFL's top 10 defenses in the final eight weeks of the 2017 season and managed to drastically improve their offensive production. Miami faced Carolina (No. 7 in total defense), New England twice (No. 5 in scoring defense) and Denver (No. 3 in total defense) in the second half of the year but saw their offensive production increase from the first half of the season, despite using three different quarterbacks:

WEEKS 1-9			WEEKS 10-17	
STAT	RNK	CATEGORY	RNK	STAT
70.3	31	Total Offense	12	345.1
192.6	29	Passing Offense	9	249.3
77.6	30	Rushing Offense	29	95.9
14.5	32	Scoring Offense	17t	20.6

### A CAREER OF BIG PLAYS

**WR Kenny Stills** has made a living making the big play. In his five NFL seasons, Stills has hauled in 222 passes for 3,585 yards (16.1 avg.). **His 16.1 yards per reception average is second-best in the NFL in that span** (min. 150 receptions):

YARDS PER CATCH (2013-PRESENT)				
NAME	REC	YDS	AVG	
1. DeSean Jackson (Phil./Was./TB)	274	4,702	17.2	
<b>2. KENNY STILLS (NO/MIA.)</b>	<b>222</b>	<b>3,585</b>	<b>16.1</b>	
3. Torrey Smith (Balt./SF/Phil.)	203	3,255	16.0	
4. Sammy Watkins (Buf./LAR)	192	3,052	15.9	
5. Rob Gronkowski (NE)	287	4,516	15.7	

### 'MIGHTY MOUSE' MAKING PLAYS

**WR Jakeem Grant** was primarily a return specialist as a rookie in 2016 but became an offensive weapon towards the end of the 2017 season. Grant had 13 receptions for 203 yards (15.6 avg.) last year – the first 13 catches of his career. He started becoming more involved with the offense in the Week 14 win vs. New England and in the final four games, **Grant totaled 10 receptions for 188 yards (18.8 avg.) and two touchdowns**, including a career-long 65-yard score in Week 16 at Kansas City.

**Grant's 18.8 yards per catch average was fourth in the NFL during the final four weeks of the season** among players with at least 10 receptions:

YARDS PER CATCH (WEEKS 14-17, 2017)				
(minimum 10 receptions)				
NAME	REC	YDS	AVG	
1. Marvin Jones (Det.)	13	280	21.5	
2. Keelan Cole (Jac.)	20	426	21.3	
3. Julio Jones (Atl.)	20	381	19.1	
<b>4. JAKEEM GRANT (MIA.)</b>	<b>10</b>	<b>188</b>	<b>18.8</b>	
5. Tyrell Williams (LAC)	15	280	18.7	

### DeVANTE DOWN THE FIELD

**WR DeVante Parker** has made several highlight-reel catches over his three NFL seasons. **He is sixth in the NFL in career receiving yards among players who entered the league in 2015 or later:**

RECEIVING LEADERS				
(players who entered the NFL in 2015 or later)				
NAME	REC	YDS	AVG	TD
1. Amari Cooper (Oak.)	203	2,903	14.3	18
2. Stefon Diggs (Minn.)	200	2,472	12.4	15
3. Michael Thomas (NO)	196	2,382	12.2	14
4. Jamison Crowder (Was.)	192	2,240	11.7	12
5. Willie Snead (NO)	149	1,971	13.2	7
<b>6. DeVANTE PARKER (MIA.)</b>	<b>139</b>	<b>1,908</b>	<b>13.7</b>	<b>8</b>
7. Tyrell Williams (LAC)	114	1,877	16.5	12

### AMENDOLA THRIVES UNDER PRESSURE

**WR Danny Amendola** seems to make his biggest plays when it matters most – the Super Bowl. He is among the best Super Bowl performers in NFL history at his position:

ALL-TIME RECEPTIONS LEADERS (SUPER BOWL)			
NAME	REC	YDS	AVG
1. Jerry Rice (SF/Oak.)	33	589	17.8
2. Andre Reed (Buf.)	27	323	12.0
3. Wes Welker (NE/Den.)	26	247	9.5
4. Andre Reed (NE)	24	321	13.4
<b>5. DANNY AMENDOLA (NE)</b>	<b>21</b>	<b>278</b>	<b>13.2</b>

ALL-TIME RECEIVING YARDS LEADERS (SUPER BOWL)			
NAME	REC	YDS	AVG
1. Jerry Rice (SF/Oak.)	33	589	17.8
2. Lynn Swann (Pit.)	16	364	22.8
3. Jerry Rice (SF)	27	323	12.0
4. Deion Branch (NE)	24	321	13.4
<b>5. DANNY AMENDOLA (NE)</b>	<b>21</b>	<b>278</b>	<b>13.2</b>

Amendola's 2017 playoff run in New England was the **10th-best postseason by a receiver in NFL history:**

SINGLE-SEASON RECEIVING LEADERS (PLAYOFFS)				
NAME	YEAR	REC	YDS	TD
1. Larry Fitzgerald (Ari.)	2008	30	546	7
2. Hakeem Nicks (NYG)	2011	28	444	4
3. Jerry Rice (SF)	1988	21	409	6
4. Steve Smith Sr. (Car.)	2003	18	404	3
5. Charlie Brown (Was.)	1983	14	401	1
6. Anthony Carter (Min.)	1987	23	391	1
7. Anquan Boldin (Balt.)	2012	22	380	4
8. Fred Biletnikoff (Oak.)	1968	14	370	4
9. Muhsin Muhammad (Car.)	2003	15	352	2
<b>10. DANNY AMENDOLA (NE)</b>	<b>2017</b>	<b>26</b>	<b>348</b>	<b>2</b>



## DEFENSE NOTES

### CAM WAKE STILL SACKING QBs AT 36 YEARS OLD

DE Cameron Wake suffered a season-ending Achilles injury in his eighth game of the 2015 season at age 33. Despite a lengthy recovery and his age, Wake bounced back to have consecutive double-digit sack seasons in 2016 and 2017 for the first time in his career.



The Dolphins slowly brought Wake back in 2016 and re-inserted him as a starter in Week 6 of that season. Since then, he is tied for third in the NFL with 21.0 sacks and has helped Miami go 15-12 in its last 27 regular season games.

Wake played the 2017 season at 35 years old and totaled 10.5 sacks. He became the 12th player in NFL history (since 1982) and just the fourth in the past 15 years (John Abraham, Julius Peppers and Terrell Suggs) to record a double-digit sack season at the age of 35 or older.

### ONE OF THE BEST UNDRAFTED PASS RUSHERS EVER

Wake is also one of the best undrafted pass rushers in NFL history. With 92.0 career sacks, he is second in NFL history (since sacks were recognized as an official statistic in 1982) for most career sacks by a player who was undrafted:

#### ALL-TIME SACK LEADERS (UNDRAFTED)

NAME	YEARS	SACKS
1. John Randle (Minn./Sea.)	1990-2003	137.5
2. CAMERON WAKE (MIA.)	2009-17	92.0
3. James Harrison (Pit./Cin./NE)	2004-17	84.5

### THE NFL'S BEST SACK ARTIST SINCE HE ENTERED THE LEAGUE

Wake's consistency has placed him among the NFL's elite pass rushers. Since he entered the league in 2009, he leads the NFL in sacks:

#### MOST SACKS (2009-PRESENT)

NAME	SACKS
1. CAMERON WAKE (MIA.)	92.0
2. DeMarcus Ware (Dal./Den.)	85.0
3. Julius Peppers (Chi./GB/Car.)	84.0
4. Von Miller (Den.)	83.5

### SECOND IN TEAM HISTORY BEHIND JT

Since joining the Dolphins in 2009, Wake has compiled five double-digit sack campaigns, eight straight seasons of seven-plus sacks and is second in team history in all-time career sacks, behind Hall of Famer Jason Taylor.

#### SACK LEADERS (DOLPHINS HISTORY)

NAME	YEARS	SACKS
1. Jason Taylor	1997-2007, 2009, 2011	131.0
2. CAMERON WAKE	2009-17	92.0
3. Bill Stanfill	1969-76	69.5

### XAVIEN HOWARD'S TWO-GAME STRETCH

CB Xavien Howard put together the two best games of his young career in consecutive weeks during Miami's two-game home stretch late last year. In Week 13 vs. Denver, he intercepted two passes and returned one for a touchdown. In Week 14 vs. New England, despite battling the flu on game day, Howard intercepted two more passes, giving QB Tom Brady his first multi-interception game since Dec. 6, 2015 vs. Philadelphia.



- Howard's pick-six vs. Denver was Miami's first interception return for a touchdown since LB Kiko Alonso won the San Diego game with a 60-yard interception return for a touchdown on Nov. 13, 2016.
- Howard is the first cornerback in Dolphins history to have multiple interceptions in consecutive games.
- He became the first player to intercept Patriots QB Tom Brady twice in the same game since Indianapolis' Mike Adams had two interceptions against him on Nov. 16, 2014.
- The interceptions were Howard's third and fourth in his past two games after he did not have an interception in the first 18 regular season games of his career.
- Howard's five passes defended in Week 13 were tied for the second-most in an NFL game this season.
  - Chicago's Kyle Fuller had six passes defended on Dec. 24, 2017.



## DEFENSE NOTES

### RESHAD LED NFL SAFETIES IN TACKLES

**S Reshad Jones** earned the second Pro Bowl selection of his career following the 2017 season and set a career high with 15 tackles (12 solo) at Kansas City in Week 16. **Jones finished 2017 with 122 tackles (94 solo), which led all NFL safeties and ranked No. 12 in the league, regardless of position.** His 122 stops also led the team. Here is a look at the NFL leaders in tackles at the safety position:

2017 LEADING TACKLERS (SAFETIES)	
NAME	TACKLES
1. <b>RESHAD JONES (MIA.)</b>	<b>122</b>
2. Keanu Neal (Atl.)	113
3. Landon Collins (NYG)	99
4. Jahleel Addae (LAC)	96

### RESHAD GETS INTO THE END ZONE

Last season, **Jones** returned a fumble 14 yards for a touchdown in Week 12 at New England. It was the second fumble return for a touchdown of the season for Jones. He also had a 38-yard fumble return for a touchdown in Miami's Week 5 win vs. Tennessee. **Jones was the only NFL player to have two fumble returns for touchdowns in 2017.**

With the touchdown, **Jones moved into sole possession of second place on the Dolphins' all-time defensive touchdown chart.** It was the fifth defensive score of Jones' career:

MOST DEFENSIVE TDs (DOLPHINS HISTORY)			
NAME	YEARS	DEF. TDs	
1. Jason Taylor	1997, 2007, 2009, 2011	9	
2. <b>RESHAD JONES</b>	<b>2010-17</b>	<b>5</b>	
3. Dick Anderson	1968-77	4	
Terrell Buckley	1995-99, 2003	4	
Zach Thomas	1996-2007	4	

### GODCHAUX SHINES IN ROOKIE YEAR

**DT Davon Godchaux** was a fifth-round pick in the 2017 NFL Draft but that didn't stop him from having one of the most productive seasons by a rookie defensive lineman last year. His 40 tackles were third amongst his fellow rookie linemen:

LEADING TACKLERS (2017 ROOKIE DEFENSIVE LINEMEN)			
NAME	TOT	SOLO	ASST
1. Dalvin Tomlinson (NYG)	50	30	20
2. Solomon Thomas (SF)	41	34	7
3. <b>DAVON GODCHAUX (MIA.)</b>	<b>40</b>	<b>26</b>	<b>14</b>
4. Larry Ogunjobi (Cle.)	32	17	15
5. Myles Garrett (Cle.)	31	19	12

### DOLPHINS ADD QUINN TO PASS RUSH

The Dolphins acquired two-time Pro Bowl **DE Robert Quinn** from the L.A. Rams on March 14, 2018. Quinn joins **DE Cameron Wake** as two of the most productive pass rushers in the NFL in recent years.

Since 2012, Wake is tied for third in the NFL in sacks while Quinn ranks eighth:

MOST SACKS (2012-PRESENT)	
NAME	SACKS
1. Von Miller (Den.)	72.0
2. J.J. Watt (Hou.)	70.5
3. <b>CAMERON WAKE (MIA.)</b>	<b>64.0</b>
Justin Houston (KC)	64.0
Chandler Jones (NE/Ari.)	64.0
Ryan Kerrigan (Was.)	64.0
7. Cameron Jordan (NO)	58.5
8. <b>ROBERT QUINN (STL/LAR)</b>	<b>57.5</b>
9. Everson Griffen (Min.)	57.0
10. Julius Peppers (Car./GB)	54.5

Quinn arrives in Miami after spending the first seven years of his career with the Rams, where he was one of the most productive pass rushers in franchise history:

ALL-TIME SACK LEADERS (RAMS HISTORY)		
NAME	YEARS	SACKS
1. Leonard Little	1998-2009	87.5
2. Kevin Greene	1985-92	72.5
3. <b>ROBERT QUINN</b>	<b>2011-17</b>	<b>62.5</b>
Kevin Carter	1995-2000	62.5
5. Chris Long	2008-15	54.5

### ROOKIES PLAYED A BIG ROLE ON DEFENSE LAST YEAR

The Dolphins relied heavily on rookies to improve their defense in 2017. **Miami was one of just three teams to play eight rookies on defense** (Oakland and San Francisco) and **one of just six to have at least four rookies start games on defense** (Cincinnati, Cleveland, Indianapolis, Oakland and San Francisco).

The starters were **CB Cordrea Tankersley** (11 starts), **DT Davon Godchaux** (five), **LB Chase Allen** (four) and **DE Charles Harris** (two). **DT Vincent Taylor**, **S Maurice Smith**, **CB Torrey McTyer** and **DE Cameron Malveaux** also played snaps with the defense at critical points of various games. Allen, Malveaux, McTyer and Smith were all undrafted college free agents while the other four were selected by Miami in the 2017 NFL draft.



## SPECIAL TEAMS NOTES

### RIZZI'S UNITS ARE SECOND IN THE NFL IN BLOCKED KICKS SINCE 2011

Associate Head Coach/Special Teams Coordinator **Darren Rizzi** was promoted to the special teams coordinator role in 2011 and since then, the Dolphins are second in the league with 20 total blocked kicks and lead the NFL with 10 blocked punts. Here is how the Dolphins stack up in both categories:

MOST BLOCKED KICKS (SINCE 2011)				
TEAM	PUNT BLK	FG BLK	XP BLK	BLK KICKS
1. Oakland	5	10	7	22
2. <b>MIAMI</b>	<b>10</b>	<b>7</b>	<b>3</b>	<b>20</b>
3. Philadelphia	8	7	4	19
4. Arizona	1	13	1	15
Seattle	7	6	2	15

MOST BLOCKED PUNTS (SINCE 2011)	
TEAM	PUNT BLK
1. <b>MIAMI</b>	<b>10</b>
2. Philadelphia	8
3. Seattle	7
4. L.A. Rams	7
5. Tampa Bay	6



### DOLPHINS TIED FOR THIRD IN THE NFL WITH THREE BLOCKED KICKS IN 2017

The Dolphins punt and kick block units performed well in 2017 as the team totaled three blocked kicks. **DT Vincent Taylor** blocked field goals against the N.Y. Jets in Week 3 and the Baltimore Ravens in Week 8, and **DE Terrence Fede** blocked a punt in Week 13 against Denver.

Miami's three blocked kicks were tied for the third-most in the NFL in 2017. The L.A. Rams and Philadelphia Eagles blocked five kicks while Denver, Detroit, Tampa Bay, Indianapolis and New England blocked three kicks.

### THE DENNEY STREAK

**LS John Denney** will turn **40 years old this December** and is entering his 14th NFL season. Denney has been Miami's long snapper for every game dating back to 2005 - **a consecutive games streak that spans 208 regular season contests.** That streak is the **longest in Dolphins history** and is tied for third-longest among all active NFL players.



### MOST CONSECUTIVE GAMES PLAYED (DOLPHINS HISTORY)

NAME	CONS.	STREAK
1. <b>JOHN DENNEY</b>	<b>208</b>	<b>1ST (2005) - PRESENT</b>
2. Jason Taylor	130	15th (1999) - 16th (2007)
3. Jim Langer	128	10th (1970) - 9th (1979)

### MOST CONSECUTIVE GAMES PLAYED (ACTIVE NFL STREAKS)

NAME	POS.	CONS. GP
1. Shane Lechler (Oak./Hou.)	P	254
2. Jason Witten (Dal.)	TE	235
3. <b>JOHN DENNEY (MIA.)</b>	<b>LS</b>	<b>208</b>
Donnie Jones (Mia./STL/Hou./Phil.)	P	208

### MIAMI'S KICKOFF TEAM WAS THE NFL'S BEST IN 2017

The Dolphins kickoff coverage unit was the best in the NFL last year as opponents' average starting field position is just the 23-yard line following kickoffs.

### HAACK SOLID AT LANDING PUNTS INSIDE THE 20

**P Matt Haack** was very good at pinning opponent's deep inside their own territory during his rookie season last year. **His 30 punts inside the 20 were tied for eighth in the NFL and were the most in the league by a rookie punter this season.** He also finished in the top half of the NFL in gross punt yards (14th with 3,695), net yards (11th with 3,375) and net average (15th with 40.7).





---

## WHAT TO LOOK FOR IN 2018

### S WALT AIKENS...

- Has played in 62 games. Needs 13 games played to reach 75 in his career.

### LB KIKO ALONSO...

- Has 48 starts. Needs 2 starts to reach 50 in his career.
- Has 432 tackles. Needs 68 tackles to reach 500 in his career.

### WR DANNY AMENDOLA...

- Has played in 111 games. Needs 14 games played to reach 125 in his career.
- Has 46 starts. Needs 4 starts to reach 50 in his career.
- Has 426 receptions. Needs 74 receptions to reach 500 in his career.
- Has 4,109 receiving yards. Needs 891 receiving yards to reach 5,000 in his career.
- Has 19 receiving TDs. Needs 6 receiving TDs to reach 25 in his career.

### LB STEPHONE ANTHONY...

- Has played in 34 games. Needs 16 games played to reach 50 in his career.

### DE ANDRE BRANCH...

- Has 37 starts. Needs 13 starts to reach 50 in his career.
- Has 24 sacks. Needs 1 sack to reach 25 in his career.

### LS JOHN DENNEY...

- Extending his consecutive games played streak, which currently stands at a franchise-record 208, having played in every game in his 13-year NFL career. It is tied for the 3rd-longest active streak in the NFL.
- Can become the 2nd player in team history to play a game after his 40th birthday (12/13/78).

### RB KENYAN DRAKE...

- Extending his consecutive games played streak, which currently stands at 32, which is tied for the 4th-longest active streak by an NFL running back.

### TE GAVIN ESCOBAR...

- Has played in 64 games. Needs 11 games played to reach 75 in his career.

### LB TERENCE GARVIN...

- Has played in 74 games. Needs 1 game played to reach 75 in his career.
- Has 49 special teams tackles. Needs 1 special teams tackle to reach 50 in his career.

### RB FRANK GORE...

- Has 14,026 rushing yards. Needs 76 rushing yards to surpass Curtis Martin (14,101) for 4th in NFL history.
- Has 3,226 carries. Needs 254 carries to surpass Jerome Bettis (3,479) for 4th in NFL history.
- Has 17,698 scrimmage yards. Needs 493 scrimmage yards to surpass Barry Sanders (18,190) for 6th and 758 scrimmage yards to surpass LaDainian Tomlinson for 5th in NFL history.
- Has 77 career rushing TDs. Needs 3 rushing TDs to move into the top 20 and 9 rushing TDs to move into the top 15 in NFL history.
- Extending his consecutive games played streak, which currently stands at 112, the longest active streak by an NFL running back and 2nd-longest by an active NFL offensive skill player (RB, WR or TE).
- Extending his consecutive games started streak, which currently stands at 108, the longest active streak by an NFL offensive skill player (RB, WR or TE).
- Has 196 games played. Needs 4 games played to reach 200 in his career and can continue moving up the NFL all-time games played chart for running backs (currently 10th).
- Has 14,026 rushing yards. Needs 974 rushing yards to become the 4th player in NFL history to total 15,000 rushing yards.
- Has 343 runs of 10+ yards. Needs 21 runs of 10+ yards to surpass Barry Sanders (363) for 2nd in NFL history.
- Extending his streak of 13 straight seasons with 500+ rushing yards, which would surpass Emmitt Smith and Walter Payton for the longest streak in NFL history.
- Extending his streak of 12 straight seasons with 1,000+ scrimmage yards, already an NFL record.
- Extending his streak of 3 straight seasons with 900+ rushing yards, the only running back in the NFL with that current streak.
- Can total his 10th career season with 1,000+ rushing yards, which would tie him for 2nd in NFL history.

### TE MarQUEIS GRAY...

- Has 61 games played. Needs 14 games played to reach 75 in his career.

### DE WILLIAM HAYES...

- Has 134 games played. Needs 16 games played to reach 150 in his career.
- Has 46 starts. Needs 4 starts to reach 50 in his career.

### CB XAVIEN HOWARD...

- Has 88 tackles. Needs 12 tackles to reach 100 in his career.



---

## WHAT TO LOOK FOR IN 2018

### **LB MIKE HULL...**

- Has 35 games played. Needs 15 games played to reach 50 in his career.

### **T JA'WUAN JAMES...**

- Has 47 games played. Needs 3 games played to reach 50 in his career.
- Has 47 starts. Needs 3 starts to reach 50 in his career.

### **S RESHAD JONES...**

- Has 110 games played. Needs 15 games played to reach 125 in his career.
- Has 96 starts. Needs 4 starts to reach 100 in his career.
- Has 664 tackles. Needs 86 tackles to reach 750 in his career.
- Has 18 interceptions. Needs 2 interceptions to reach 20 in his career.
- Has 45 passes defended. Needs 5 passes defended to reach 50 in his career.

### **C DANIEL KILGORE...**

- Has 74 games played. Needs 1 game played to reach 75 in his career.
- Has 39 starts. Needs 11 starts to reach 50 in his career.

### **C/G TED LARSEN...**

- Has 110 games played. Needs 15 games played to reach 125 in his career.
- Has 73 starts. Needs 2 starts to reach 75 in his career.

### **CB TONY LIPPETT...**

- Has 77 tackles. Needs 23 tackles to reach 100 in his career.

### **CB BOBBY McCAIN...**

- Has 48 games played. Needs 2 games played to reach 50 in his career.

### **S T.J. McDONALD...**

- Has 61 games played. Needs 14 games played to reach 75 in his career.
- Has 61 starts. Needs 14 starts to reach 75 in his career.

### **QB BROCK OSWEILER...**

- Has 42 games played. Needs 8 games played to reach 50 in his career.
- Has 987 pass attempts. Needs 13 pass attempts to reach 1,000 in his career.

### **WR DeVANTE PARKER...**

- Has 42 games played. Needs 8 games played to reach 50 in his career.
- Has 1,908 receiving yards. Needs 592 receiving yards to reach 2,500 in his career.
- Has 139 receptions. Needs 61 receptions to reach 200 in his career.

### **DT JORDAN PHILLIPS...**

- Has 44 games played. Needs 6 games played to reach 50 in his career.

### **DE ROBERT QUINN...**

- Has 95 games played. Needs 5 games played to reach 100 in his career.
- Has 217 tackles. Needs 33 tackles to reach 250 in his career.
- Has 62.5 sacks. Needs 12.5 sacks to reach 75 in his career.
- Has 20 forced fumbles. Needs 5 forced fumbles to reach 25 in his career.

### **G JOSH SITTON...**

- Has 147 games played. Needs 3 games played to reach 150 in his career.
- Has 137 starts. Needs 13 starts to reach 150 in his career.

### **DT AKEEM SPENCE...**

- Has 41 starts. Needs 9 starts to reach 50 in his career.

### **WR KENNY STILL...**

- Has 222 receptions. Needs 28 receptions to reach 250 in his career.
- Has 3,585 receiving yards. Needs 415 receiving yards to reach 4,000 in his career.

### **QB RYAN TANNEHILL...**

- Has 18,455 passing yards. Needs 1,545 passing yards to reach 20,000 in his career.
- Has 106 passing TDs. Needs 19 passing TDs to reach 125 in his career.
- Has 1,653 completions. Needs 274 completions to surpass Bob Griese (1,926) for 2nd in team history.

### **DE CAMERON WAKE...**

- Has 112 starts. Needs 13 starts to reach 125 in his career.
- Has 92 sacks. Needs 8 sacks to reach 100 in his career.
- Has 92 sacks. Needs 14.5 sacks to surpass Jason Taylor (106) for the most by a Dolphins player in their first 10 seasons on the team.
- Has 21 forced fumbles. Needs 4 forced fumbles to reach 25 in his career.

### **WR ALBERT WILSON...**

- Has 124 receptions. Needs 26 receptions to reach 150 in his career.
- Has 1,544 receiving yards. Needs 456 receiving yards to reach 2,000 in his career.



## DOLPHINS VS. THE PANTHERS (REGULAR SEASON)

### A DOLPHINS WIN WOULD...

- Mark the sixth consecutive season the Dolphins have won at least one preseason game.
- Be the team's third preseason win all-time against Carolina.

### SERIES HISTORY

REGULAR SEASON: MIAMI LEADS 4-2  
POSTSEASON: NEVER MET

DATE	GAME
11/15/1998	Miami 13, at Carolina 9
11/4/2001	at Miami 23, Carolina 6
9/25/2005	at Miami 27, Carolina 24
11/19/2009	Miami 24, at Carolina 17
11/24/2013	Carolina 20, at Miami 16
11/13/2017	at Carolina 45, Miami 21

### CONNECTIONS

#### PRO CONNECTIONS

- Panthers **DE Julius Peppers** (250), **S Mike Adams** (206) and Dolphins **LS John Denney** (208) are 3 of 20 active players that have played in 200 or more games.
- Panthers **Offensive Coordinator Norv Turner** served in the same role for the Dolphins during the 2002-03 seasons.
- Panthers **DE Bryan Cox Jr.** is the son of former Dolphins **LB Bryan Cox**, who played for the team from 1991-95, made three Pro Bowls (1992, 1994-95) and served as Miami's pass rush coach in 2011.
- Dolphins Offensive Line Coach **Jeremiah Washburn** was a football operations assistant for Carolina in 2002.
- Panthers **RB Kenjon Barner** and Dolphins **LB Kiko Alonso** played together in Philadelphia during the 2015 season and also at Oregon (2009-12).
- Panthers **C Tyler Larsen** was a member of the Dolphins' 2014 undrafted college free agent class but was waived before the regular season.
- Dolphins **G Josh Sitton** played on the same Green Bay Packers offensive line with Panthers **G Greg Van Roten** in 2012-13. Sitton also played with Panthers **DE Julius Peppers** in Green Bay in 2014-15 and **CB LaDarius Gunter** in 2015.
- Dolphins **C Daniel Kilgore** played with Panthers **WR Torrey Smith** as members of the San Francisco 49ers from 2015-16.
- Dolphins **LB Stephone Anthony** and Panthers **TE Chris Manhertz** played together in New Orleans during the 2016 season.
- Dolphins **RB Frank Gore** and Panthers **S Mike Adams** played together in San Francisco from 2005-06 and in Indianapolis from 2015-16. Gore also played with **S Colin Jones** in San Francisco in 2011 and **TE Jason Vander Laan** in Indianapolis in 2017.
- Dolphins **WR Danny Amendola** and Panthers **DE Zach Moore** played together in New England in 2014.
- Dolphins **WR Albert Wilson** and Panthers **DT Dontari Poe** were teammates in Kansas City from 2013-16.
- Dolphins **QB Brock Osweiler** and Panthers **CB Lorenzo Doss** were teammates in Denver in 2015 and 2017. Osweiler played with **S Mike Adams** in Denver from 2012-13.
- Dolphins **LB Kiko Alonso** played with Panthers **S Da'Norris Searcy** in Buffalo from 2013-14.

#### COLLEGE CONNECTIONS

- Dolphins **LB Raekwon McMillan** and Panthers **WR Curtis Samuel** and **DT Tracy Sprinkle** won a national championship together at Ohio State following the 2014 season. Dolphins **LB Jerome Baker** also played with Samuel and Sprinkle in 2015-16.
- Dolphins **CB Cordrea Tankersley** and Panthers **G Taylor Hearn** won a national championship together at Clemson following the 2016 season.
- Dolphins **RB Frank Gore** and Panthers **TE Greg Olsen** played together at the University of Miami in 2004.
- Dolphins **WR Rashawn Scott** (2013-15), **WR Malcolm Lewis** (2012-16) and **DT Anthony Moten** (2014-17) played with Panthers **DT Kendrick Norton** (2015-17), **CB Corn Elder** (2013-16) and **CB LaDarius Gunter** (2012-14) at the University of Miami.
- Dolphins **RB Buddy Howell** and **K Greg Joseph** played at Florida Atlantic with Panthers **S Damian Parns** in 2004.
- Other college teammates: Dolphins **C Mike Matthews** (2013-15) and Panthers **QB Kyle Allen** (2014-15) and **DE Daeshon Hall** (2013-15) at Texas A&M; Dolphins **DT Gabe Wright** and Panthers **RB Cameron Artis-Payne** at Auburn (2013-14); Dolphins **WR DeVante Parker** (2014), **RB Brandon Radcliff** (2014-16) and Panthers **RB Reggie Bonnafon** at Louisville; Dolphins **LB Cayson Collins** and Panthers **RB Elijah Hood** (2014-16), **WR Bug Howard** (2014-16) and **LB Andre Smith** (2015-17) at North Carolina; Dolphins **WR Francis Owousu** and Panthers **RB Christian McCaffrey** at Stanford (2014-16); Dolphins **CB Bobby McCain** and Panthers **WR Mose Frazier** at Memphis (2013-14); Dolphins **CB Taveze Calhoun** (2013-16) and Panthers **WR Fred Ross** (2013-16), **T Blaine Claudell** (2013-14) and **LB Richie Brown** (2013-16) at Mississippi State; Dolphins **T Sam Young** and Panthers **LS J.J. Jansen** at Notre Dame (2006); Dolphins **LB Mike Hull** (2014) and **CB/S Jordan Lucas** (2014-15) and Panthers **G Brendan Mahon** (2014-15) at Penn State; Dolphins **CB Cornell Armstrong** and Panthers **G Norman Price** at Southern Miss (2014-15); Dolphins **S T.J. McDonald** and Panthers **T Matt Kalil** and **DE Wes Horton** at USC (2009-11); Dolphins **T Zach Sterup** and Panthers **T Jeremiah Sirles** at Nebraska (2012-13); Dolphins **WR Kenny Stills** (2011-12) and **DT Jordan Phillips** (2012-14) and Panthers **T Daryl Williams** (2012-14) at Oklahoma; Dolphins **T Ja'Wuan James** and Panthers **P Michael Palardy** at Tennessee (2010-13); Dolphins **CB Tony Lippett** (2013-14), **RB Jeremy Langford** (2013-14) and Panthers **LB Chris Frey** (2014) and **S Demetrius Cox** (2014) at Michigan State; Dolphins **G Isaac Asiata** and Panthers **LB Jared Norris** at Utah (2013-15); Dolphins **DT Davon Godchaux** and Panthers **CB Donte Jackson** at LSU (2015-16); Dolphins **TE Durham Smythe** and Panthers **CB Cole Luke** (2014-16); Dolphins **DE Robert Quinn** and Panthers **S Da'Norris Searcy** at North Carolina (2009).

#### HIGH SCHOOL/HOMETOWN CONNECTIONS

- Several Panthers players went to high school in South Florida: **DE Bryan Cox Jr.** (St. Thomas Aquinas), **P Michael Palardy** (St. Thomas Aquinas), **S Damian Parns** (Monsignor Pace) and **S Dezmen Southward** (St. Thomas Aquinas).
- Several Dolphins players went to high school in North Carolina: **S Walt Aikens** (Harding University/Charlotte), **LB Stephone Anthony** (Anson HS/Wadesboro), **LB Cayson Collins** (Berry Academy/Charlotte) and **DE William Hayes** (Andrews HS/High Point).



## DOLPHINS VS. THE PANTHERS (REGULAR SEASON)

### SERIES FACTS (TEAM)

#### MIAMI'S LARGEST MARGIN OF VICTORY:

17 (at Miami 23, Carolina 6, 11/4/01)

#### CAROLINA'S LARGEST MARGIN OF VICTORY:

24 (at Carolina 45, Miami 21, 11/13/17)

#### CURRENT SERIES STREAK:

Carolina 2 (11/24/13, 11/13/17)

#### MIAMI'S LARGEST WIN STREAK:

4 (11/15/98 - 11/19/09)

#### CAROLINA'S LARGEST WIN STREAK:

2 (11/24/13-11/13/17)

#### MOST POINTS BY MIAMI:

27 (at Miami 27, Carolina 24, 9/25/05)

#### MOST POINTS BY CAROLINA:

45 (at Carolina 45, Miami 21, 11/13/17)

#### MOST POINTS, BOTH TEAMS:

66 (at Carolina 45, Miami 21, 11/13/17)

#### FEWEST POINTS BY MIAMI:

13 (Miami 13, at Carolina 9, 11/15/98)

#### FEWEST POINTS BY CAROLINA:

6 (at Miami 23, Carolina 6, 11/4/01)

#### FEWEST POINTS, BOTH TEAMS:

22 (Miami 13, at Carolina 9, 11/15/98)

### SERIES SUPERLATIVES

#### DOLPHINS

##### RUSHING YARDS:

132, Ronnie Brown, at Miami, 9/25/05

##### PASSING YARDS:

310, Ryan Tannehill, at Miami, 11/24/13

##### RECEPTIONS:

7, O.J. McDuffie, at Carolina, 11/15/98

##### RECEIVING YARDS:

127, Mike Wallace, at Miami, 11/24/13

#### PANTHERS

##### RUSHING YARDS:

122, DeAngelo Williams, at Carolina, 11/19/09

##### PASSING YARDS:

285, Jake Delhomme, at Miami, 9/25/05

##### RECEPTIONS:

11, Steve Smith Sr., at Miami, 9/25/05

##### RECEIVING YARDS:

170, Steve Smith Sr., at Miami, 9/25/05

### DOLPHINS PLAYERS VS. PANTHERS

#### PASSING

PLAYER	GP	A-C-I	YDS	PCT	TD	RTG
Ryan Tannehill	1	28-42-1	310	66.7	1	86.4
<b>TOTALS</b>	<b>1</b>	<b>28-42-1</b>	<b>310</b>	<b>66.7</b>	<b>1</b>	<b>86.4</b>

#### RUSHING

PLAYER	GP	ATT	YDS	AVG	LG	TD
Frank Gore	5	86	396	4.6	39	0
Kenyan Drake	1	7	82	11.7	66t	1
Ryan Tannehill	1	4	36	9.0	19	0
Kenny Stills	1	1	3	3.0	3	0
<b>TOTALS</b>	<b>8</b>	<b>98</b>	<b>517</b>	<b>5.2</b>	<b>66t</b>	<b>1</b>

#### RECEIVING

PLAYER	GP	NO	YDS	AVG	LG	TD
Kenny Stills	5	17	207	12.2	21	0
Frank Gore	5	15	161	10.7	22	0
Danny Amendola	3	18	115	6.4	16	2
DeVante Parker	1	6	66	11	24	0
Albert Wilson	1	4	25	6.3	10	0
Kenyan Drake	1	2	10	5	5	0
<b>TOTALS</b>	<b>16</b>	<b>62</b>	<b>584</b>	<b>9.4</b>	<b>24</b>	<b>0</b>

#### KICKOFF RETURNS

PLAYER	GP	KOR	YDS	AVG	LG	TD
Danny Amendola	3	2	45	22.5	23	0
<b>TOTALS</b>	<b>3</b>	<b>2</b>	<b>45</b>	<b>22.5</b>	<b>23</b>	<b>0</b>

#### PUNT RETURNS

PLAYER	GP	PR	YDS	AVG	LG	TD
Danny Amendola	3	4	26	6.5	13	0
<b>TOTALS</b>	<b>3</b>	<b>4</b>	<b>26</b>	<b>6.5</b>	<b>13</b>	<b>0</b>

#### PUNTING

PLAYER	GP	NO	YDS	AVG	LG	TB	I20	NET
Matt Haack	1	4	167	41.8	48	0	3	157
<b>TOTALS</b>	<b>1</b>	<b>4</b>	<b>167</b>	<b>41.8</b>	<b>48</b>	<b>0</b>	<b>3</b>	<b>157</b>

#### DEFENSE

PLAYER	GP	TOT	SK	INT	PD	FF	FR
Kiko Alonso	2	18	1	1	1	0	0
S. Anthony	4	16	0	0	0	1	1
William Hayes	4	12	0.5	0	0	0	0
Reshad Jones	2	12	0	0	0	0	0
Akeem Spence	7	12	1	0	0	1	1
T.J. McDonald	2	11	0	0	0	0	0
C. Tankersley	1	6	0	0	0	0	0
D. Godchaux	1	4	0	0	0	0	0
Robert Quinn	2	3	1	0	0	0	0
Cameron Wake	3	3	0	0	0	0	0
Vincent Taylor	1	3	0	0	0	0	0
Xavien Howard	1	3	0	0	0	0	0
Bobby McCain	1	3	0	0	1	0	0
Andre Branch	1	2	0	0	0	0	0
Quincy Redmon	1	0	0	0	1	0	0
Charles Harris	1	0	0	0	1	0	0
<b>TOTALS</b>	<b>35</b>	<b>108</b>	<b>3.5</b>	<b>1</b>	<b>4</b>	<b>2</b>	<b>2</b>



## DOLPHINS VS. THE PANTHERS (REGULAR SEASON)

### STATISTICAL LEADERS (2017)

CATEGORY	DOLPHINS		PANTHERS	
	PLAYER	STAT	PLAYER	STAT
Completion Pct.	J. Cutler	62.0	C. Newton	59.1
Passing Yards	J. Cutler	2,666	C. Newton	3,302
Passer Rating	J. Cutler	80.8	C. Newton	80.7
Rushing Yards	K. Drake	644	C. Newton	754
Yards Per Carry	K. Drake	4.84	C. Newton	5.4
Rushing TDs	K. Drake	3	Two tied	6
Receptions	J. Landry	112	C. McCaffrey	80
Receiving Yards	J. Landry	987	D. Funchess	840
Receiving TDs	J. Landry	9	D. Funchess	8
Tackles	R. Jones	94	L. Kuechly	74
Sacks	C. Wake	10.5	Two ties	11.0
Interceptions	X. Howard	4	L. Kuechly	3
Forced Fumbles	Two tied	2	W. Horton	3
Special Tms Tcks	M. Thomas	11	R. Shepard	7

### HOW THEY COMPARE (2017)

DOLPHINS		CATEGORY	PANTHERS	
STAT	RNK		RNK	STAT
307.7	25	Total Offense	16	328.9
220.9	18	Passing Offense	24	199.0
86.8	29	Rushing Offense	4	129.9
17.6	28	Scoring Offense	11	22.9
33	11	Sacks Allowed	13t	35
31.7	32	Third Down Offense	7	42.2
52.6	19	Red Zone Offense	17	53.8
335.7	16	Total Defense	9	322.6
225.2	16	Passing Defense	22	237.3
110.5	14	Rushing Defense	3	85.3
24.6	29	Scoring Defense	13	21.1
30	26t	Sacks	3	50
36.9	11	Third Down Defense	12	37.3
62.7	29	Red Zone Defense	8	47.7
15	29	Takeaways	16t	21
29	30	Giveaways	15t	22



RB Kenyan Drake scored on a 66-yard carry in last season's regular-season meeting at Carolina



## THE LAST REGULAR SEASON MEETING

## 2017 – WEEK 10

NOV. 13, 2017 | CHARLOTTE, N.C.  
BANK OF AMERICA STADIUM  
ATTENDANCE: 72,790 | TV: ESPN

## SCORING SUMMARY

	1	2	3	4	F
Miami	0	7	7	7	21
Carolina	3	14	21	7	45

MIAMI 21	CAROLINA 45
----------	-------------

The Dolphins completed their trio of prime-time games in disappointing fashion.

Running back Kenyan Drake had the Dolphins' then-longest offensive play of the season when he scored on a 66-yard touchdown run and Jay Cutler threw two touchdown passes, but it wasn't nearly enough as the Dolphins left Bank of America Stadium with a 45-21 loss.

Tight end Julius Thomas and wide receiver Jarvis Landry had the touchdown receptions for the Dolphins.

Rookie running back Christian McCaffrey had a touchdown run and a touchdown reception for Carolina, and wide receiver Devin Funchess had two touchdown catches. Cam Newton threw four touchdown passes and had a 69-yard run in the third quarter.

Drake's run, which surpassed his 42-yard run eight days earlier as the Dolphins' longest offensive play of the season, was the team's first rushing touchdown of the season. It was the longest run for the Dolphins since Oct. 25, 2015 when Lamar Miller had an 85-yard touchdown against the Houston Texans.

The Dolphins trailed 10-7 when the game turned late in the first half.

After Thomas scored on a shovel pass to cut into Carolina's 10-0 deficit, the Dolphins stopped the Panthers' two-minute drive at the end of the first half. But after the Dolphins took over at their own 20 with under a minute left, Jay Cutler was intercepted by linebacker Luke Kuechly and Carolina took a 17-7 lead into halftime after Newton threw a TD pass to tight end Ed Dickson.

## SCORING DRIVES

TEAM	QTR	TIME	PLAY (EXTRA POINT)	(DRIVE INFO)	MIA	CAR
Panthers	1	1:50	G.Gano 40 yd. Field Goal (11-42, 5:33)		0	3
Panthers	2	6:59	C.McCaffrey 4 yd. run (G.Gano kick) (12-85, 6:17)		0	10
Dolphins	2	2:12	J.Thomas 2 yd. pass from J.Cutler (C.Parkey kick) (10-75, 4:47)		7	10
Panthers	2	0:19	E.Dickson 7 yd. pass from C.Newton (G.Gano kick) (4-20, 0:22)		7	17
Panthers	3	11:50	D.Funchess 28 yd. pass from C.Newton (G.Gano kick) (8-78, 3:10)		7	24
Panthers	3	7:15	C.Artis-Payne 12 yd. run (G.Gano kick) (4-48, 2:19)		7	31
Dolphins	3	5:47	K.Drake 66 yd. run (C.Parkey kick) (3-75, 1:28)		14	31
Panthers	3	3:07	C.McCaffrey 2 yd. pass from C.Newton (G.Gano kick) (4-87, 2:40)		14	38
Panthers	4	8:20	D.Funchess 32 yd. pass from C.Newton (G.Gano kick) (11-83, 6:43)		14	45
Dolphins	4	4:05	J.Landry 9 yd. pass from J.Cutler (C.Parkey kick) (10-75, 4:15)		21	45

## GAME STATISTICS

RUSHING (Att-Yds-TD):

Carolina: J. Stewart 17-110, C. Newton 5-95, C. Artis-Payne 7-68-1, C. McCaffrey 5-23-1, D. Anderson 2-(-2).

**PASSING (A-C-Y-TD-I):**

Carolina: C. Newton 35-21-254-4-0.

## RECEIVING (Rec-Yds-TD):

Miami: D. Parker 6-66, K. Stills 5-67, J. Landry 5-42-1, D. Williams 2-20, K. Drake 2-10, J. Thomas 2-8-1.  
 Carolina: D. Funchess 5-92-2, C. Samuel 5-45, R. Shepard 3-40, E. Dickson 3-33-1, C. McCaffrey 3-27-1, B. Bersin 1-12, K. Clay 1-5.

**SACKS (Sk-Yds):**

Carolina: None.

**INTERCEPTIONS (Int-Yds):**

Carolina: L. Kuechly 1-0.

**FORCED FUMBLES:**

Miami: None.  
Carolina: None.

FUMBLE RECOVERIES (No-Yds):

Miami: None.  
Carolina: None.

TEAM STATS	MIA	CAR
First Downs	17	30
Rushing	3	12
Passing	12	16
Penalty	2	2
3rd-Down Efficiency	7 for 12	11 for 14
4th-Down Efficiency	0 for 1	0 for 0
Total Net Yards	313	548
Total Net Plays	54	71
Average Gain	5.8	7.7
Net Yards Rushing	100	294
Rushes	17	36
Yards per Rush	5.9	8.2
Net Yards Passing	213	254
Completed - Attempted	22-37	21-35
Yards per Pass Play	5.8	7.3
Sacked - Yards Lost	0-0	0-0
Had Intercepted	1	0
Punts - Average	4-167-41.8	2-85-42.5
Return Yardage	87	91
Punts - Return Yards	0-0	10-Feb
Kickoffs - Return Yards	Apr-87	Apr-81
Interceptions - Return Yards	0-0	Jan-00
Penalties - Yards	Jul-57	Jun-37
Fumbles - Lost	0-0	0-0
Red-Zone Efficiency	2 for 2	4 for 4
Goal-to-Go Efficiency	1 for 1	3 for 3
Time of Possession	24:21-00	35:39-00



## FREE AGENCY TRACKER

The Dolphins have been active in the 2018 free agency market. The team re-signed eight players who ended the 2017 season with the club, while also adding another 14 players to the roster. Below tracks the players the team has signed, as well as those who ended the 2017 season on the Miami roster and their current status.

### PLAYERS RETAINED OR ADDED

#### PLAYERS FROM 2017 RE-SIGNED (8)

Walt Aikens	S	
Jake Brendel	C	
David Fales	QB	
John Denney	LS	
William Hayes	DE	
Mike Hull	LB	
Jordan Lucas	CB/S	
Sam Young	T	

#### UNRESTRICTED FREE-AGENTS SIGNED (6)

Danny Amendola	WR	New England
Terence Garvin	LB	Seattle
Frank Gore	RB	Indianapolis
Brock Osweiler	QB	Denver
Josh Sitton	G	Chicago
Albert Wilson	WR	Kansas City

#### FREE-AGENTS SIGNED (4)

Gavin Escobar	TE	
Roubbens Joseph	T	
Jeremy Langford	RB	
Mike Matthews	C	

#### TRADE (3)

Daniel Kilgore	C	San Francisco
Robert Quinn	DE	L.A. Rams
Akeem Spence	DT	Detroit

#### WAIVERS (1)

Bryce Petty	QB	N.Y. Jets
-------------	----	-----------

## PLAYERS FROM 2017 ROSTER NOT CURRENTLY WITH THE DOLPHINS

#### UNRESTRICTED FREE AGENTS (7)

Nate Allen	S	
Lamin Barrow	LB	
Jay Cutler	QB	
Anthony Fasano	TE	
Koa Misi	LB	
Matt Moore	QB	
Alterraun Verner	CB	

#### FREE-AGENTS (2)

De'Veon Smith	RB	
Anthony Steen	C/G	

#### UNRESTRICTED FREE-AGENTS LOST (5)

Jermon Bushrod	G/T	New Orleans
Terrence Fede	DE	Buffalo
Cody Parkey	K	Chicago
Michael Thomas	S	N.Y. Giants
Damien Williams	RB	Kansas City

#### FREE AGENTS LOST (1)

Neville Hewitt	LB	N.Y. Jets
----------------	----	-----------

#### TRADED (1)

Jarvis Landry	WR	Cleveland
---------------	----	-----------

#### RELEASED/WAIVED (4)

Mike Pouncey	C	L.A. Chargers
Ndamukong Suh	DT	L.A. Rams
Julius Thomas	TE	
Lawrence Timmons	LB	



Danny Amendola



Frank Gore



Daniel Kilgore



Brock Osweiler



Robert Quinn



Josh Sitton



Akeem Spence




Albert Wilson

\* As of Aug. 12, 2018



## MIAMI DOLPHINS 2018 DRAFT CLASS

Rd 1 // Pick 11



**Minkah  
FITZPATRICK**

Alabama // S  
6-1 // 202

Rd 2 // Pick 42



**Mike  
GESICKI**

Penn State // TE  
6-6 // 252


Rd 3 // Pick 73



**Jerome  
BAKER**

Ohio State // LB  
6-1 // 225

Rd 4 // Pick 123



**Durham  
SMYTHE**

Notre Dame // TE  
6-6 // 257


Rd 4 // Pick 131



**Kalen  
BALLAGE**

Arizona State // RB  
6-3 // 230

Rd 6 // Pick 209



**Cornell  
ARMSTRONG**

Southern Miss // CB  
5-11 // 180

Rd 7 // Pick 227



**Quentin  
POLING**

Ohio // LB  
6-0 // 235

Rd 7 // Pick 229



**Jason  
SANDERS**

New Mexico // K  
5-11 // 186

## MIAMI DOLPHINS 2018 UNDRAFTED ROOKIE CLASS



**Johnathan  
ALSTON**

NC State // CB  
6-0 // 210




**Cayson  
COLLINS**

North Carolina // LB  
6-1 // 230




**Jalen  
DAVIS**

Utah State // CB  
5-10 // 185



**Lucas  
GRAVELLE**

TCU // LS  
6-0 // 224



**Connor  
HILLAND**

William & Mary // C  
6-4 // 303



**Buddy  
HOWELL**

Florida Atlantic // RB  
6-1 // 215



**Greg  
JOSEPH**

Florida Atlantic // K  
6-1 // 210



**Claudy  
MATHIEU**

Notre Dame (OH) // DE  
6-6 // 250



**Anthony  
MOTEN**

Miami (FL) // DT  
6-4 // 295



**Jamiyus  
PITTMAN**

Central Florida // DT  
6-1 // 319



**Quincy  
REDMON**

Fairmont State // DE  
6-6 // 250



**David  
STEINMETZ**

Purdue // T  
6-8 // 310



## DOLPHINS PRESEASON TELEVISION

### BOKAMPER, GRIESE, MOORE AND STOCKTON RETURN FOR 2018 PRESEASON ON WFOR CBS4

All four of the Miami Dolphins preseason games will be broadcast in Miami-Fort Lauderdale on WFOR-TV (CBS4), the official home of the Miami Dolphins in South Florida. It marks the 23rd consecutive season CBS4 has served as the preseason television home of Dolphins football. The four games on WFOR also will be carried on WBBH/NBC Ch. 2 in Naples/Ft. Myers, WTVX-CW Ch. 34 and WWHB Ch. 48 (Spanish) in West Palm Beach/Treasure Coast and WRDQ Ch. 27 in Orlando.



Dick Stockton handles the play-by-play for the games on WFOR. Stockton has a long history of covering almost every major sports event on a national level. Currently, he is a member of FOX's NFL broadcast team and also handles national telecasts of Major League Baseball and the National Basketball Association on both FOX and Turner Sports.

Joining Stockton as a color analyst will be former Dolphins great and Pro Football Hall of Fame member Bob Griese. Nat Moore, the Dolphins' third all-time leading receiver and one of the most popular players in club history, again will handle color commentary. Kim Bokamper, a former Dolphins Pro Bowl linebacker, will continue in his role on WFOR's broadcast team as a sideline reporter.

DATE	OPPONENT	BROADCAST	TIME (EASTERN)
Thurs., Aug. 9	TAMPA BAY BUCCANEERS	WFOR CBS4	7 p.m.
Fri., Aug. 17	at Carolina Panthers	WFOR CBS4	7:30 p.m.
Sat., Aug. 25	BALTIMORE RAVENS	WFOR CBS4	7 p.m.
Thurs., Aug. 30	at Atlanta Falcons	WFOR CBS4	7 p.m.



Kim Bokamper, Dick Stockton, Nat Moore and Bob Griese return as the preseason television broadcast crew on WFOR CBS4



## DOLPHINS RADIO BROADCASTS

### CEFALO, GRIESE, ROSE AND BOKAMPER RETURN ON MIAMI DOLPHINS RADIO NETWORK IN 2018

On May 19, 2016, the Miami Dolphins announced a multi-year radio broadcast rights partnership with Miami's Sportsradio 560 WQAM, with the station becoming the official English flagship radio partner of the franchise. In addition, all Dolphins games are simulcast on KISS 99.9 FM "South Florida's NEW Country" and feature expanded pre-, halftime and postgame shows. The games also can be heard on Dolphins.com and throughout South and Central Florida on a variety of stations that make up the Miami Dolphins Radio Network.

The Dolphins previously had their games broadcast on Miami's Sportsradio 560 WQAM during the 1997-2004 and 2007-09 seasons.



As part of the agreement, Sportsradio 560 WQAM has the English radio broadcast rights for all preseason, regular season and playoff games. Dolphins fans who tune into Miami's Sportsradio 560 WQAM have the opportunity to listen to live broadcasts of Head Coach Adam Gase's day-after-game press conferences and "Dolphins Friday," a day of Dolphins-centric content on the station featuring interviews with players, coaches and team executives. Additionally, CBS Radio Miami promotes Miami Dolphins Foundation and community initiatives across multiple platforms.

The preseason English radio broadcast team on Sportsradio 560 WQAM consists of former wide receiver Jimmy Cefalo handling the play-by-play duties with former tight end Joe Rose providing the game analysis. During the regular season, Cefalo and Rose are joined by former Hall of Fame quarterback Bob Griese serving as an analyst with former Dolphins Pro Bowl linebacker/defensive end Kim Bokamper reporting from the sidelines.

Univision Deportes Radio 1140 AM is the Dolphins official Spanish radio broadcast partner for all preseason, regular season and playoff games. WQBA 1140 AM additionally airs a pregame show and postgame show.



The following is a list of radio stations on The Miami Dolphins Radio Network in 2018 (as of printing):

#### 2018 MIAMI DOLPHINS RADIO NETWORKS

LOCATION	NETWORK	LOCATION	NETWORK
Fort Lauderdale	WQAM 560 AM	Miami	KISS 99.9 FM
Fort Lauderdale	KISS 99.9 FM	Miami	WQBA 1140 AM (Spanish)
Fort Lauderdale	WQBA 1140 AM (Spanish)	Orlando	ESPN 580 AM
Fort Myers	WRXK 96 FM	Port St. Lucie	WPSL AM 1590 AM
Key West	WKWF 1600 AM	West Palm Beach	ESPN 106.3 FM
Miami	WQAM 560 AM	West Palm Beach	ESPN Deportes 760 AM (Spanish)



Bob Griese, Joe Rose and Jimmy Cefalo





## ROSTER, DEPTH CHART & TRANSACTIONS





## DEPTH CHART

OFFENSE						
POS	NO NAME	NO NAME	NO NAME	NO NAME	NO NAME	NO NAME
WR	11 Parker	19 Grant	88 Carroo	82 Owusu		
LT	78 Tunsil	74 Sterup	72 E. Smith	73 Joseph		
LG	71 Sittton	62 Larsen	<u>61 Hilland</u>			
C	67 Kilgore	64 Brendel	63 Matthews			
RG	77 Davis	68 Asiata				
RT	70 James	79 Young	<u>69 Steinmetz</u>			
TE	48 Gray	85 Derby	89 Escobar	83 Duarte	<u>86 Gesicki</u>	<u>46 Smythe</u>
QB	17 Tannehill	9 Fales – OR –	8 Osweller	14 Petty		
RB	32 Drake – OR –	21 Gore	34 Perry	<u>33 Ballage</u>	37 Radcliff	<u>38 Howell</u> 42 Langford
WR	80 Amendola	84 Ford	81 Morgan			
WR	10 Stills	15 Wilson	87 Scott	18 Lewis		

DEFENSE						
POS	NO NAME	NO NAME	NO NAME	NO NAME	NO NAME	NO NAME
DE	91 Wake	95 Hayes	50 Branch	76 Woodard		
DT	97 Phillips – OR –	56 Godchaux	98 Wright			
DT	93 Spence	96 Taylor	<u>65 Pittman</u>	<u>43 Moten</u>		
DE	94 Quinn	90 Harris	75 Malveaux	<u>60 Mathieu</u>	<u>66 Redmon</u>	
LB	47 Alonso	<u>55 Baker</u>	45 Hull	<u>53 Collins</u>		
LB	52 McMillan	59 Allen	<u>51 Poling</u>			
LB	44 Anthony	57 Garvin	<u>58 Ginda</u>			
CB	25 Howard	24 McTyer	36 Lippett	40 Calhoun	<u>41 Alston</u>	
CB	28 McCain	30 Tankersley	<u>1 Davis</u>	<u>31 Armstrong</u>		
S	20 Jones	26 M. Smith	23 Lucas	27 Elston		
S	22 McDonald	<u>29 Fitzpatrick</u>	35 Aikens			

SPECIALISTS						
POS	NO NAME	NO NAME	NO NAME	NO NAME	NO NAME	NO NAME
K	<u>Z Sanders</u>	<u>5 Joseph</u>				
P	2 Haack					
KO	<u>Z Sanders</u>	<u>5 Joseph</u>				
H	2 Haack					
LS	92 Denney	<u>49 Gravelle</u>				
KOR	19 Grant	34 Perry	15 Wilson	<u>33 Ballage</u>	24 McTyer	32 Drake
PR	19 Grant	80 Amendola	15 Wilson	81 Morgan	32 Drake	

Underlined players are rookies



## 2018 MIAMI DOLPHINS TRANSACTIONS

\*as of Aug. 12, 2018

DATE	POS.	PLAYER/COACH	TRANSACTION	DATE	POS.	PLAYER/COACH	TRANSACTION
Jan. 1	CB	Taveze Calhoun	Signed to futures contract	April 4	C	Jake Brendel	Signed Exclusive Rights Tender
Jan. 1	QB	Brandon Doughty	Signed to futures contract	April 11	LB	Terence Garvin	Signed as UFA (Sea.)
Jan. 1	T	Sean Hickey	Signed to futures contract	April 16	TE	Gavin Escobar	Signed as FA
Jan. 1	CB	Tracy Howard	Signed to futures contract	April 16	LB	Mike Hull	Signed Exclusive Rights Tender
Jan. 1	WR	Malcolm Lewis	Signed to futures contract	April 24	WR	DeVante Parker	Team exercises fifth-year option
Jan. 1	WR	Drew Morgan	Signed to futures contract	April 26	S	Minkah Fitzpatrick	Selected in NFL draft – D1, '18
Jan. 1	RB	Brandon Radcliff	Signed to futures contract	April 27	TE	Mike Gesicki	Selected in NFL draft – D2, '18
Jan. 1	DE	Jonathan Woodard	Signed to futures contract	April 27	LB	Jerome Baker	Selected in NFL draft – D3, '18
Jan. 4	WR	Francis Owusu	Signed to futures contract	April 28	TE	Durham Smythe	Selected in NFL draft – D4a, '18
Jan. 19		Dowell Loggains	Named Offensive Coordinator	April 28	RB	Kalen Ballage	Selected in NFL draft – D4b, '18
Jan. 19		Jeremiah Washburn	Named Offensive Line Coach	April 28	CB	Cornell Armstrong	Selected in NFL draft – D6, '18
Jan. 19		Shawn Jefferson	Promoted to Asst. Head Coach/ Offense	April 28	LB	Quentin Poling	Selected in NFL draft – D7a, '18
Jan. 19		Ben Johnson	Promoted to Wide Receivers Coach	April 28	K	Jason Sanders	Selected in NFL draft – D7b, '18
Jan. 31		Eric Stutesville	Named Run Game Coordinator/ Running Backs Coach	May 3	DT	Akeem Spence	Acquired by Miami in trade (Det.)
Jan. 31		Kris Kocurek	Named Defensive Line Coach	May 4	QB	Bryce Petty	Acquired from waivers (NYJ)
Jan. 31		Tony Oden	Named Defensive Backs Coach	May 10	CB	Tracy Howard	Waived/Failed Physical
Feb. 9		Renaldo Hill	Named Asst. Defensive Backs Coach	May 10	CB	Johnathan Alston	Signed as undrafted college FA
Feb. 20	WR	Jarvis Landry	Placed Franchise Tag	May 10	LB	Cayson Collins	Signed as undrafted college FA
March 9	WR	Jarvis Landry	Signed Franchise Tag	May 10	CB	Jalen Davis	Signed as undrafted college FA
March 13	LB	Lawrence Timmons	Released	May 10	LS	Lucas Gravelle	Signed as undrafted college FA
March 14	C	Jake Brendel	Placed Exclusive Rights Tender	May 10	C	Connor Hilland	Signed as undrafted college FA
March 14	LB	Mike Hull	Placed Exclusive Rights Tender	May 10	RB	Buddy Howell	Signed as undrafted college FA
March 14	CB/S	Jordan Lucas	Placed Exclusive Rights Tender	May 10	K	Greg Joseph	Signed as undrafted college FA
March 14	DE	Robert Quinn	Acquired by Miami in trade (LAR)	May 10	DE	Claudy Mathieu	Signed as undrafted college FA
March 14	WR	Jarvis Landry	Traded (Cle.)	May 10	LB	Mike McCray	Signed as undrafted college FA
March 14	DT	Ndamukong Suh	Released	May 10	DT	Anthony Moten	Signed as undrafted college FA
March 14	TE	Julius Thomas	Released	May 10	DT	Jamiyus Pittman	Signed as undrafted college FA
March 15	C	Daniel Kilgore	Acquired by Miami in trade (SF)	May 10	DE	Quincy Redmon	Signed as undrafted college FA
March 15	WR	Danny Amendola	Signed as UFA (NE)	May 10	T	David Steinmetz	Signed as undrafted college FA
March 15	WR	Albert Wilson	Signed as UFA (KC)	May 25	C	Mike Matthews	Signed as FA
March 15	CB/S	Walt Aikens	Re-Signed	May 29	T	Sean Hickey	Waived
March 15	LS	John Denney	Re-Signed	June 1	CB	Bobby McCain	Signed Contract Extension
March 15	C	Mike Pouncey	Released	June 1	S	Minkah Fitzpatrick	Signed (D1, '18)
March 16	G	Josh Sitton	Signed as UFA (Chi.)	June 1	CB	Cornell Armstrong	Signed (D6, '18)
March 16	QB	David Fales	Re-Signed	June 1	LB	Quentin Poling	Signed (D7a, '18)
March 21	CB/S	Jordan Lucas	Signed Exclusive Rights Tender	June 1	K	Jason Sanders	Signed (D7b, '18)
March 22	DE	William Hayes	Re-Signed	June 6	LB	Jerome Baker	Signed (D3, '18)
March 23	RB	Frank Gore	Signed as UFA (Ind.)	June 6	TE	Durham Smythe	Signed (D4a, '18)
March 23	T	Sam Young	Re-Signed	June 6	RB	Kalen Ballage	Signed (D4b, '18)
March 23	QB	Brock Osweiler	Signed as UFA (Den.)	June 18	TE	Mike Gesicki	Signed (D2, '18)
April 4	T	Roubbens Joseph	Signed as FA	July 24	LB	Mike McCray	Retired
April 4	QB	Brandon Doughty	Waived	July 24	LB	Frank Ginda	Signed as FA
				Aug. 6	RB	Jeremy Langford	Signed as FA

### PRONUNCIATION GUIDE

PLAYER	PHONETICALLY	PLAYER	PHONETICALLY	COACH/STAFF	PHONETICALLY
LB Stephone Anthony	steh-FAHN	P Matt Haack	HAWK	Joe Cinino	Chu-MEAN-oh
G Isaac Asiata	Ah-see-ah-ta	CB Xavier Howard	EX-ay-vee-n	Josh Grizzard	Grizz-ARD
RB Kalen Ballage	KAY-lun buh-LODGE	DE Cameron Malveaux	Mal-VOH	Naohisa Inoue	Now-HE-Sa, IN-ew-way
WR Leonte Carroo	LEON-tay Cuh-ROO	RB Seniorise Perry	Suh-nah-riss	Kris Kocurek	KO-SIR-ick
TE Thomas Duarte	DOO-art-ee	G Josh Sitton	SITT-en	Chris Kuper	KOO-pehr
TE Mike Gesicki	guh-sick-EE	T Zach Sterup	STIR-up	Dowell Loggains	dowel LOG-ins
DT Davon Godchaux	Duh-VAHN GOD-chaw	CB Cordrea Tankersley	cohr-DRAY	Marwan Maalouf	mah-LOOF
TE MarQueis Gray	Mar-KWEES	G/T Laremy Tunsil	LAIR-uh-mee TUHN-suhl	Dave Puloka	Puh-LOH-kuh



## 2018 MIAMI DOLPHINS NUMERICAL ROSTER

\*as of Aug. 12, 2018

NO.	NAME	POS.	HT.	WT.	BIRTHDATE	EXP.	COLLEGE	HOMETOWN	HOW ACQ.
1	Jalen Davis	CB	5-10	185	2/22/96	R	Utah State '18	La Mesa, Calif.	FA, '18
2	Matt Haack	P	6-0	202	7/25/94	2	Arizona State '17	West Des Moines, Iowa	FA, '17
5	Greg Joseph	K	6-1	214	8/4/94	R	Florida Atlantic '18	Johannesburg, South Africa	FA, '18
7	Jason Sanders	K	5-11	186	11/16/95	R	New Mexico '18	Orange, Calif.	D7b, '18
8	Brock Osweiler	QB	6-7	240	11/22/90	7	Arizona State '12	Kalispell, Mont.	UFA, '18 (Den.)
9	Daved Fails	QB	6-2	213	10/4/90	4	San Jose State '14	Salinas, Calif.	FA, '17
10	Kenny Stills	WR	6-1	202	4/22/92	6	Oklahoma '13	San Diego, Calif.	F, '15 (N.O.)
11	DeVante Parker	WR	6-3	216	1/20/93	4	Louisville '15	Louisville, Ky.	D1, '15
14	Bryce Petty	QB	6-3	226	5/31/91	3	Baylor '16	Midlothian, Texas	Wai, '18 (N.Y.)
15	Albert Wilson	WR	5-9	186	7/12/92	5	Georgia State '14	Fort Pierce, Fla.	UFA, '18 (KC)
17	Ryan Tannehill	QB	6-4	207	7/27/88	7	Texas A&M '12	Big Spring, Texas	D1, '12
18	Malcolm Lewis	WR	5-10	200	10/27/93	1	Miami (FL) '17	Miami, Fla.	FA, '17
19	Jakeem Grant	WR	5-7	169	10/30/92	3	Texas Tech '16	Dallas, Texas	D6a, '16
20	Reshad Jones	SB	5-8	215	2/25/88	9	Georgia '10	Atlanta, Ga.	D5b, '10
21	Frank Gore	RB	5-9	212	5/14/83	14	Miami (FL) '05	Coral Gables, Fla.	UFA, '18 (Ind.)
22	T.J. McDonald	S	6-2	223	1/28/91	6	USC '13	Fresno, Calif.	UFA, '17 (LAR)
23	Jordan Lucas	CB/S	6-0	190	8/27/93	3	Penn State '16	New Rochelle, N.Y.	D6b, '16
24	Torrey McTyer	CB	5-11	188	4/10/95	2	UNLV '17	Los Angeles, Calif.	FA, '17
25	Xavier Howard	CB	6-1	192	7/4/93	3	Baylor '16	Houston, Texas	D2, '16
26	Maurice Smith	S	6-0	194	6/14/95	2	Georgia '17	Missouri City, Texas	FA, '17
27	Trae Elston	S	6-0	203	2/16/94	2	Mississippi '16	Oxford, Ala.	Wai, '17 (Buf.)
28	Bobby Mc Cain	CB	5-11	192	8/18/93	4	Memphis '15	Oxford, Ala.	D5a, '15
29	Minkah Fitzpatrick	S	6-1	202	11/17/96	R	Alabama '18	Old Bridge, N.J.	D1, '18
30	Cordrea Tankersley	CB	6-1	200	11/19/93	2	Clemson '17	Beech Island, S.C.	D3, '17
31	Cornell Armstrong	CB	6-0	185	9/22/95	3	Southern Miss '18	Bassfield, Miss.	D6, '18
32	Kenyan Drake	RB	6-1	211	1/26/94	3	Alabama '16	Marietta, Ga.	D3a, '16
33	Kalen Ballage	RB	6-2	237	12/22/95	R	Arizona State '18	Denver, Colo.	D4b, '18
34	Seniorise Perry	RB	6-0	210	9/19/91	4	Louisville '14	Summerville, Ga.	FA, '16
35	Walt Aikens	CB/S	6-1	208	6/19/91	5	Liberty '14	Charlotte, N.C.	D4, '14
36	Tony Lippett	CB	6-3	192	7/2/92	4	Michigan State '15	Detroit, Mich.	D5d, '15
37	Brandon Radcliff	RB	5-9	210	3/18/93	1	Louisville '17	Miami, Fla.	FA, '17
38	Buddy Howell	RB	6-1	224	3/27/96	R	Florida Atlantic '18	Coconut Grove, Fla.	FA, '18
40	Taveze Calhoun	CB	6-1	188	12/26/92	1	Mississippi State '16	Ludlow, Miss.	FA, '17
41	Johnathan Alston	CB	6-1	206	10/17/94	R	North Carolina St. '18	Bunn, N.C.	FA, '18
42	Jeremy Langford	RB	6-0	211	12/6/91	3	Michigan State '15	Wayne, Mich.	FA, '18
43	Anthony Moten	DT	6-4	315	7/12/95	R	Miami (FL) '18	Fort Lauderdale, Fla.	FA, '18
44	Stephone Anthony	LB	6-3	245	7/28/92	4	Clemson '15	Polkton, N.C.	T, '17 (NO.)
45	Mike Hull	LB	6-0	235	5/25/91	3	Penn State '15	Cononsburg, Pa.	FA, '15
46	Durham Smythe	TE	6-6	248	8/9/95	R	Notre Dame '18	Belton, Texas	D4a, '18
47	Kiko Alonso	LB	6-3	239	8/14/90	6	Oregon '13	Los Gatos, Calif.	T, '16 (Phi.)
48	MarQueis Gray	TE	6-4	263	11/7/89	6	Minnesota '13	Indianapolis, Ind.	FA, '16
49	Lucas Gravelle	LS	6-0	239	7/28/95	R	TCU '18	Niagara Falls, N.Y.	FA, '18
50	Andre Branch	DE	6-5	265	7/14/89	7	Clemson '12	Richmond, Va.	UFA, '16 (Jax.)
51	Quentin Poling	LB	6-1	235	8/17/94	R	Ohio '18	Gomer, Ohio	D7a, '18
52	Raekwon McMillan	LB	6-2	248	11/17/95	2	Ohio State '17	Hinesville, Ga.	D2, '17
53	Cayson Collins	LB	6-1	230	11/10/95	R	North Carolina '18	Charlotte, N.C.	FA, '18
55	Jerome Baker	LB	6-2	215	12/25/96	R	Ohio State '18	Cleveland, Ohio	D3, '18
56	Davon Godchaux	DT	6-3	315	11/11/94	2	LSU '17	Plaquemine, La.	D5b, '17
57	Terence Garvin	LB	6-3	242	1/1/91	6	West Virginia '13	Baltimore, Md.	UFA, '18 (Sea.)
58	Frank Ginda	LB	6-0	235	5/26/97	R	San Jose State '18	Los Banos, Calif.	FA, '18
59	Chase Allen	LB	6-3	250	8/2/93	2	Southern Illinois '17	Belleview, Ill.	FA, '17
60	Claudy Mathieu	DE	6-4	275	1/18/93	R	Notre Dame (OH) '18	Philadelphia, Pa.	FA, '18
61	Connor Hilland	C	6-4	298	6/18/95	R	William & Mary '18	Stafford, Va.	FA, '18
62	Ted Larsen	C/G	6-3	323	6/13/87	9	NC State '10	Palm Harbor, Fla.	UFA, '17 (Chi.)
63	Mike Matthews	C	6-2	296	1/27/94	1	Texas A&M '16	Missouri City, Texas	FA, '18
64	Jake Brendel	C	6-4	299	9/10/92	3	UCLA '16	Plano, Texas	FA, '16
65	Jamius Pittman	DT	6-2	319	10/23/94	R	Central Florida '18	Moultrie, Ga.	FA, '18
66	Quincy Redmon	DE	6-4	247	12/11/93	R	Fairmont State '18	Keyser, W.V.	FA, '18
67	Daniel Kilgore	C	6-3	321	12/18/87	8	Appalachian State '08	Kingsport, Tenn.	T, '18 (SF)
68	Isaac Asiata	G	6-3	345	12/29/92	2	Utah '17	Spanish Fork, Utah	D5a, '17
69	David Steinmetz	T	6-8	321	3/1/95	R	Purdue '16	Grafton, Mass.	FA, '18
70	Ja'Wuan James	T	6-6	312	6/3/92	5	Tennessee '14	Swansea, Ga.	D1, '14
71	Josh Sitton	G	6-3	320	6/16/86	11	UCF '08	Pensacola, Fla.	UFA, '18 (Chi.)
72	Eric Smith	T	6-4	308	9/2/95	2	Virginia '17	Atlanta, Ga.	FA, '17
73	Roubbens Joseph	T	6-4	325	12/21/94	1	Buffalo '17	Springfield, Mass.	FA, '18
74	Zach Sterup	T	6-9	327	5/14/92	2	Nebraska '15	Hastings, Neb.	FA, '17
75	Cameron Malveaux	DE	6-5	265	8/22/94	1	Houston '17	Beaumont, Texas	FA, '17
76	Jonathan Woodard	DE	6-6	271	9/19/93	1	Central Arkansas '16	Brentwood, Tenn.	FA, '17
77	Jesse Davis	G/T	6-4	325	9/15/91	2	Idaho '16	Asotin, Wash.	T, '17
78	Laremy Tunsil	T	6-5	218	8/2/94	3	Mississippi '16	Lake City, Fla.	D1, '16
79	Sam Young	T	6-8	302	6/24/87	9	Notre Dame '10	Coral Springs, Fla.	UFA, '16 (Jax.)
80	Danny Amendola	WR	5-11	190	11/2/85	10	Texas Tech '08	The Woodlands, Texas	UFA, '18 (NE)
81	Drew Morgan	WR	6-0	187	12/2/94	1	Arkansas '17	Greenwood, Ark.	FA, '17
82	Francis Owusu	WR	6-3	223	12/27/94	1	Stanford '17	Oxnard, Calif.	FA, '17
83	Thomas Duarte	TE	6-2	241	3/30/95	2	UCLA '16	Fullerton, Calif.	D7b, '16
84	Isaiah Ford	WR	6-2	189	2/9/96	2	Virginia Tech '17	Jacksonville, Fla.	D7, '17
85	A.J. Derby	TE	6-5	240	9/20/91	4	Arkansas '15	Iowa City, Iowa	Wai, '17 (Den.)
86	Mike Gesicki	TE	6-4	245	10/3/95	R	Penn State '18	Manahawkin, N.J.	D2, '18
87	Rashawn Scott	WR	6-0	203	1/29/92	3	Miami (FL) '16	Merritt Island, Fla.	ZA, '16
88	Leonte Carroo	WR	6-1	215	1/24/94	3	Rutgers '16	Edison, N.J.	D3b, '16
89	Gavin Escobar	TE	6-5	247	2/3/91	5	San Diego State '13	Rancho Santa Margarita, Calif.	FA, '18
90	Charles Harris	DE	6-3	250	3/6/95	2	Missouri '17	Kansas City, Mo.	D1, '17
91	Cameron Wake	DE	6-3	263	1/30/82	10	Penn State '05	Hyattsville, Md.	FA, '09
92	John Denney	LS	6-5	242	12/13/78	14	Brigham Young '05	Thornton, Colo.	FA, '05
93	Akeem Spence	DT	6-1	307	11/29/91	6	Illinois '13	Fort Walton Beach, Fla.	T, '18 (Det.)
94	Robert Quinn	DE	6-4	257	5/18/90	8	North Carolina '11	Ladson, S.C.	T, '18 (LAR)
95	William Hayes	DE	6-3	265	5/2/85	11	Winston-Salem St. '08	High Point, N.C.	T, '17 (LAR)
96	Vincent Taylor	DT	6-3	306	1/5/94	2	Oklahoma State '17	New Orleans, La.	D6, '17
97	Jordan Phillips	DT	6-6	341	9/21/92	4	Oklahoma '15	Wichita, Kan.	D2, '15
98	Gabe Wright	DT	6-3	309	4/3/92	3	Auburn '15	Columbus, Ga.	FA, '17





## 2018 MIAMI DOLPHINS ALPHABETICAL ROSTER

\*as of Aug. 12, 2018

NO.	NAME	POS.	HT.	WT.	BIRTHDATE	EXP.	COLLEGE	HOMETOWN	HOW ACQ.
35	Aikens, Walt	CB/S	6-1	208	6/19/91	5	Liberty '14	Charlotte, N.C.	D4, '14
59	Allen, Chase	LB	6-3	250	8/29/93	2	Southern Illinois '17	Belleville, Ill.	FA, '17
47	Alonso, Kiko	LB	6-3	239	8/14/90	6	Oregon '13	Los Gatos, Calif.	T, '16 (Phi.)
41	Alston, Johnathan	CB	6-1	206	10/17/94	R	North Carolina St. '18	Bunn, N.C.	FA, '18
80	Amendola, Danny	WR	5-11	190	11/2/85	10	Texas Tech '08	The Woodlands, Texas	UFA, '18 (NE)
44	Anthony, Stephone	LB	6-3	245	7/28/92	4	Clemson '15	Polkton, N.C.	T, '17 (NO)
31	Armstrong, Cornell	CB	6-0	185	9/22/95	R	Southern Miss '18	Bassfield, Miss.	D6, '18
68	Asiata, Isaac	G	6-3	345	12/29/92	2	Utah '17	Spanish Fork, Utah	D3a, '17
53	Baker, Jerome	LB	6-2	215	12/25/96	R	Ohio State '18	Cleveland, Ohio	D3, '18
33	Ballage, Kalen	RB	6-2	237	12/22/95	R	Arizona State '18	Denver, Colo.	D4b, '18
50	Branch, Andre	DE	6-5	263	7/14/89	7	Clemson '12	Richmond, Va.	UFA, '16 (Jax.)
64	Brendel, Jake	C	6-4	299	9/10/92	3	UCLA '16	Plano, Texas	FA, '16
44	Calhoun, Taveze	CB	6-1	188	12/26/92	1	Mississippi State '16	Ludlow, Miss.	FA, '17
88	Carroo, Leonte	WR	6-1	215	1/24/94	3	Rutgers '13	Edison, N.J.	D3b, '16
53	Collins, Cayson	LB	6-1	230	11/10/95	R	North Carolina '18	Charlotte, N.C.	FA, '18
1	Davis, Jalen	CB	5-10	185	2/2/96	R	Utah State '18	La Mesa, Calif.	FA, '18
77	Davis, Jesse	G/T	6-6	325	9/15/91	2	Idaho '16	Asotin, Wash.	FA, '17
92	Denney, John	LS	6-5	242	12/3/78	14	Brigham Young '05	Thornton, Colo.	FA, '05
85	Derby, A.J.	TE	6-5	240	9/20/91	4	Arkansas '15	Iowa City, Iowa	Wai, '17 (Den.)
32	Drake, Kenyan	RB	6-1	211	12/26/94	3	Alabama '16	Marietta, Ga.	D3a, '16
83	Duarte, Thomas	TE	6-2	241	3/30/95	2	UCLA '16	Fullerton, Calif.	D7b, '16
27	Elston, Trae	S	6-0	203	2/16/94	2	Mississippi '16	Oxford, Ala.	Wai, '17 (Buf.)
89	Escobar, Gavin	TE	6-5	247	2/3/91	5	San Diego State '13	Rancho Santa Margarita, Calif.	FA, '17
9	Fales, David	QB	6-2	213	10/40/90	4	San Jose State '14	Salinas, Calif.	FA, '18
29	Fitzpatrick, Minkah	S	6-1	202	11/17/96	R	Alabama '18	Old Bridge, N.J.	D1, '18
84	Ford, Isaiah	WR	6-2	189	2/9/96	2	Virginia Tech '17	Jacksonville, Va.	D7, '17
57	Garvin, Terence	LB	6-3	242	1/1/91	6	West Virginia '13	Baltimore, Md.	UFA, '18 (Sea.)
86	Gesicki, Mike	TE	6-6	245	10/3/95	R	Penn State '18	Manahawkin, N.J.	D2, '18
58	Ginda, Frank	LB	6-0	235	5/26/97	R	San Jose State '18	Los Banos, Calif.	FA, '18
56	Goddchaux, Davon	DT	6-3	315	11/11/94	2	LSU '17	Plaquemine, La.	D5b, '17
21	Gore, Frank	RB	5-9	212	5/14/83	14	Miami (FL) '05	Coral Gables, Fla.	UFA, '18 (Ind.)
19	Grant, Jakeem	WR	5-7	169	10/30/92	3	Texas Tech '16	Dallas, Texas	D6a, '16
49	Gravelle, Lucas	LS	6-0	239	7/28/95	R	TCU '18	Niagara Falls, N.Y.	FA, '18
48	Gray, MarQueis	TE	6-4	260	11/7/89	6	Minnesota '13	Indianapolis, Ind.	FA, '16
2	Haack, P.	P	6-0	202	7/25/94	2	Arizona State '17	West Des Moines, Iowa	FA, '17
90	Harris, Charles	DE	6-3	250	3/6/95	2	Missouri '17	Kansas City, Mo.	D1, '17
95	Hayes, William	DE	6-3	265	5/2/85	11	Winston-Salem St. '08	High Point, N.C.	T, '17 (LAR)
61	Hilland, Connor	C	6-4	298	6/18/95	R	William & Mary '18	Stafford, Va.	FA, '18
25	Howard, Xavier	CB	6-1	192	7/4/93	3	Baylor '16	Houston, Texas	D2, '16
38	Howell, Buddy	RB	6-1	224	3/27/96	R	Florida Atlantic '18	Coconut Grove, Fla.	FA, '18
45	Hull, Mike	LB	6-0	235	5/25/91	3	Penn State '15	Cononsburg, Pa.	FA, '15
70	James, Ja'Wuan	T	6-6	312	6/3/92	5	Tennessee '14	Suwanee, Ga.	D1, '14
20	Jones, Reshad	S	6-1	215	2/25/88	9	Georgia '10	Atlanta, Ga.	D5b, '10
55	Joseph, Greg	K	6-4	214	8/4/94	R	Florida Atlantic '18	Jacksonburg, South Africa	FA, '18
73	Joseph, Robbrens	T	6-4	325	12/21/94	1	Buffalo '17	Springfield, Mass.	FA, '18
67	Kilgore, Daniel	C	6-3	291	12/18/87	8	Appalachian State '08	Kingsport, Tenn.	T, '18 (SF)
42	Langford, Jeremy	RB	6-0	211	12/6/91	1	Michigan State '15	Wayne, Mich.	FA, '18
62	Larsen, Ted	C/G	6-3	323	6/13/87	9	NC State '10	Palm Harbor, Fla.	UFA, '17 (Chi.)
18	Lewis, Malcolm	WR	5-10	200	10/27/93	1	Miami (FL) '17	Miami, Fla.	FA, '17
36	Lippett, Tony	CB	6-3	192	7/2/92	4	Michigan State '15	Detroit, Mich.	D5d, '15
23	Lucas, Jordan	CB/S	6-0	190	8/2/93	3	Penn State '16	New Rochelle, N.Y.	D6b, '16
75	Malveaux, Cameron	DE	6-5	265	8/22/94	1	Houston '17	Beaumont, Texas	FA, '17
60	Mathieu, Claudy	DT	6-4	275	11/22/90	R	Notre Dame (OH) '18	Philadelphia, Pa.	FA, '18
63	Matthews, Mike	C	6-2	296	1/27/94	1	Texas A&M '16	Missouri City, Texas	FA, '18
28	McCain, Bobby	CB	5-11	192	8/18/93	4	Memphis '15	Oxford, Ala.	D5a, '15
22	McDonald, T.J.	S	6-2	223	1/26/91	6	USC '13	Fresno, Calif.	UFA, '17 (LAR)
52	McMillan, Raekwon	LB	6-2	248	11/17/95	2	Ohio State '17	Hinesville, Ga.	D2, '17
24	McTyler, Torry	CB	5-11	188	4/10/95	2	UNLV '17	Los Angeles, Calif.	FA, '17
81	Morgan, Drew	WR	6-0	187	12/2/94	1	Arkansas '17	Greenwood, Ark.	FA, '17
43	Moten, Anthony	DT	6-4	315	7/12/95	R	Miami (FL) '18	Fort Lauderdale, Fla.	FA, '18
8	Oswieiler, Brock	QB	6-7	240	11/22/90	7	Arizona State '12	Kalispell, Mont.	UFA, '18 (Den.)
66	Owusu, Francis	WR	6-3	225	12/27/94	1	Stanford '17	Oxnard, Calif.	FA, '17
11	Parker, DeVante	WR	6-3	216	1/20/93	4	Louisville '15	Louisville, Ky.	D1, '15
34	Perry, Seniorise	RB	6-0	210	9/19/91	4	Louisville '14	Summersville, Ga.	FA, '16
14	Petty, Bryce	QB	6-3	226	5/31/91	3	Baylor '16	Midlothian, Texas	Wai, '17 (NYJ)
97	Phillips, Jordan	DT	6-6	341	9/21/92	4	Oklahoma '15	Wichita, Kan.	D2, '15
65	Pittman, Jamirius	DT	6-2	319	10/23/94	R	Central Florida '18	Moultrie, Ga.	FA, '18
51	Poling, Quentin	LB	6-1	235	8/17/94	R	Ohio '18	Gomer, Ohio	D7a, '18
94	Quinn, Robert	DE	6-4	257	5/18/90	8	North Carolina '11	Ladson, S.C.	T, '18 (LAR)
37	Radcliff, Brandon	RB	5-9	210	3/18/93	1	Louisville '17	Miami, Fla.	FA, '18
69	Redmond, Quincy	DE	6-4	247	5/14/92	R	Fairmont State '18	Kaysville, W.V.	D4, '18
7	Sanders, Jason	K	5-11	186	11/16/95	R	New Mexico '18	Orange, Calif.	D7b, '18
87	Scott, Rashawn	WR	6-0	203	1/29/92	3	Miami (FL) '16	Merritt Island, Fla.	FA, '16
71	Sitton, Josh	G	6-3	320	6/16/86	11	UCF '08	Pensacola, Fla.	UFA, '18 (Chi.)
72	Smith, Eric	T	6-4	308	9/2/95	2	Virginia '17	Atlanta, Ga.	FA, '17
26	Smith, Maurice	S	6-0	194	6/14/95	2	Georgia '17	Missouri City, Texas	FA, '17
46	Smythe, Durham	TE	6-6	248	8/9/95	R	Notre Dame '18	Belton, Texas	D4a, '18
93	Spence, Akeem	DT	6-1	307	11/29/91	6	Illinois '13	Fort Walton Beach, Fla.	T, '18 (Det.)
69	Steinmetz, David	T	6-8	327	3/1/95	R	Purdue '18	Grafton, Mass.	FA, '18
74	Stenup, Zaiton	T	6-9	329	5/14/92	2	Nebraska '15	Hastings, Neb.	T, '17
10	Stills, Kenny	WR	6-1	202	4/22/92	6	Oklahoma '13	San Diego, Calif.	T, '15 (N.O.)
30	Tankersley, Cordrea	CB	6-1	200	11/19/93	2	Clemson '17	Beech Island, S.C.	D3, '17
17	Tannehill, Ryan	QB	6-4	207	7/27/88	7	Texas A&M '12	Big Spring, Texas	D1, '12
96	Taylor, Vincent	DT	6-3	306	15/94	2	Oklahoma State '17	New Orleans, La.	D6, '17
78	Tunsil, Laremy	T	6-5	318	8/2/94	3	Mississippi '16	Lake City, Fla.	D1, '16
91	Wake, Cameron	DE	6-3	263	1/30/82	10	Penn State '05	Hyattsville, Md.	FA, '09
15	Wilson, Albert	WR	5-9	186	7/12/92	5	Georgia State '14	Pier Pierce, Fla.	UFA, '18 (KC)
76	Woodard, Jonathan	DE	6-6	271	9/19/93	1	Central Arkansas '16	Brentwood, Tenn.	FA, '17
98	Wright, Caleb	DT	6-3	309	4/3/92	3	Auburn '15	Columbus, Ga.	T, '17
79	Young, Sam	T	6-8	302	6/24/87	9	Notre Dame '10	Coral Springs, Fla.	UFA, '16 (Jax.)



## 2018 MIAMI DOLPHINS POSITIONAL ROSTER

\*as of Aug. 12, 2018

### OFFENSE (43)

#### QUARTERBACKS (4)

NO	NAME	POS	HT	WT	EXP	COLLEGE
8	Osweller, Brock	QB	6-7	240	7	Arizona State '12
9	Fales, David	QB	6-2	213	4	San Jose State '14
14	Petty, Bryce	QB	6-3	226	3	Baylor '16
17	Tannehill, Ryan	QB	6-4	207	7	Texas A&M '12

#### RUNNING BACKS (7)

NO	NAME	POS	HT	WT	EXP	COLLEGE
21	Gore, Frank	RB	5-9	212	14	Miami (FL) '05
32	Drake, Kenyan	RB	6-1	211	3	Alabama '16
33	Ballage, Kalen	RB	6-2	237	R	Arizona State '18
34	Perry, Seniorise	RB	6-0	210	4	Louisville '14
37	Radcliff, Brandon	RB	5-9	210	1	Louisville '17
38	Howell, Buddy	RB	6-1	224	R	Florida Atlantic '18
42	Langford, Jeremy	RB	6-0	211	3	Michigan State '15

#### WIDE RECEIVERS (11)

NO	NAME	POS	HT	WT	EXP	COLLEGE
10	Stills, Kenny	WR	6-1	202	6	Oklahoma '13
11	Parker, DeVante	WR	6-3	216	4	Louisville '15
15	Wilson, Albert	WR	5-9	186	5	Georgia State '14
18	Lewis, Malcolm	WR	5-10	200	1	Miami (FL) '17
19	Grant, Jakeem	WR	5-7	169	3	Texas Tech '16
80	Amendola, Danny	WR	5-11	190	10	Texas Tech '08
81	Morgan, Drew	WR	6-0	187	1	Arkansas '17
82	Owusu, Francis	WR	6-3	223	1	Stanford '17
84	Ford, Isaiah	WR	6-2	189	2	Virginia Tech '17
87	Scott, Rashawn	WR	6-0	203	3	Miami (FL) '16
88	Carroo, Leonte	WR	6-1	215	3	Rutgers '16

#### TIGHT ENDS (6)

NO	NAME	POS	HT	WT	EXP	COLLEGE
46	Smythe, Durham	TE	6-6	248	R	Notre Dame '18
48	Gray, MarQueis	TE	6-4	263	6	Minnesota '13
83	Duarte, Thomas	TE	6-2	241	2	UCLA '16
85	Derby, A.J.	TE	6-5	240	4	Arkansas '15
86	Gesicki, Mike	TE	6-6	245	R	Penn State '18
89	Escobar, Gavin	TE	6-5	247	5	San Diego State '13

#### OFFENSIVE LINEMEN (15)

NO	NAME	POS	HT	WT	EXP	COLLEGE
61	Hilland, Connor	C	6-4	298	R	William & Mary '18
62	Larsen, Ted	C/G	6-3	323	9	NC State '10
63	Matthews, Mike	C	6-2	296	1	Texas A&M '16
64	Brendel, Jake	C	6-4	299	3	UCLA '16
67	Kilgore, Daniel	C	6-3	291	8	Appalachian St. '08
68	Asiatia, Isaac	G	6-3	345	2	Utah '17
69	Steinmetz, David	T	6-8	321	R	Purdue '18
70	James, Ja'Wuan	T	6-6	312	5	Tennessee '14
71	Sitton, Josh	G	6-3	320	11	UCF '08
72	Smith, Eric	T	6-4	308	2	Virginia '17
73	Joseph, Roubbens	T	6-4	325	1	Buffalo '17
74	Sterup, Zach	T	6-9	327	2	Nebraska '16
77	Davis, Jesse	G/T	6-6	325	2	Idaho '16
78	Tunsil, Laremy	T	6-5	318	3	Mississippi '16
79	Young, Sam	T	6-8	302	9	Notre Dame '10

### DEFENSE (42)

#### DEFENSIVE LINEMEN (16)

NO	NAME	POS	HT	WT	EXP	COLLEGE
43	Moten, Anthony	DT	6-4	315	R	Miami (FL) '18
50	Branch, Andre	DE	6-5	263	7	Clemson '12
56	Godchaux, Davon	DT	6-3	315	2	LSU '17
60	Mathieu, Claudy	DE	6-4	275	R	Notre Dame (OH) '18
65	Pittman, Jamiyus	DT	6-2	319	R	UCF '18
66	Redmon, Quincy	DE	6-4	257	R	Fairmont State '18
75	Malveaux, Cameron	DE	6-5	265	1	Houston '17
76	Woodard, Jonathan	DE	6-6	271	1	Central Arkansas '16
90	Harris, Charles	DE	6-3	250	2	Missouri '17
91	Wake, Cameron	DE	6-3	263	10	Penn State '05
93	Spence, Akeem	DT	6-1	307	6	Illinois '13
94	Quinn, Robert	DE	6-4	257	8	North Carolina '11
95	Hayes, William	DE	6-3	265	11	Winston-Salem St. '08
96	Taylor, Vincent	DT	6-3	306	2	Oklahoma State '17
97	Phillips, Jordan	DT	6-6	341	4	Oklahoma '15
98	Wright, Gabe	DT	6-3	309	3	Auburn '15

#### LINEBACKERS (10)

NO	NAME	POS	HT	WT	EXP	COLLEGE
44	Anthony, Stephone	LB	6-3	245	4	Clemson '15
45	Hull, Mike	LB	6-0	235	3	Penn State '15
47	Alonso, Kiko	LB	6-3	239	6	Oregon '13
51	Poling, Quentin	LB	6-1	235	R	Ohio '18
52	McMillan, Raekwon	LB	6-2	248	2	Ohio State '17
53	Collins, Cayson	LB	6-1	230	R	North Carolina '18
55	Baker, Jerome	LB	6-2	215	R	Ohio State '18
57	Garvin, Terence	LB	6-3	242	6	West Virginia '13
58	Ginda, Frank	LB	6-0	235	R	San Jose State '18
59	Allen, Chase	LB	6-3	250	2	Southern Illinois '17

#### DEFENSIVE BACKS (12)

NO	NAME	POS	HT	WT	EXP	COLLEGE
1	Davis, Jalen	CB	5-10	185	R	Utah State '18
20	Jones, Reshad	S	6-1	215	9	Georgia '10
22	McDonald, T.J.	S	6-2	223	6	USC '13
23	Lucas, Jordan	CB/S	6-0	190	3	Penn State '16
24	McTyer, Torry	CB	5-11	188	2	UNLV '17
25	Howard, Xavier	CB	6-1	192	3	Baylor '16
26	Smith, Maurice	S	6-0	194	2	Georgia '17
27	Elston, Trae	S	6-0	203	2	Mississippi '16
28	McCain, Bobby	CB	5-11	193	4	Memphis '15
29	Fitzpatrick, Minkah	S	6-1	202	R	Alabama '18
30	Tankersley, Cordrea	CB	6-1	200	2	Clemson '17
31	Armstrong, Cornell	CB	6-0	185	R	Southern Miss '18
35	Aikens, Walt	CB/S	6-1	208	5	Liberty '14
36	Lippett, Tony	CB	6-3	192	4	Michigan State '15
40	Calhoun, Taveze	CB	6-1	188	1	Mississippi State '16
41	Alston, Johnathan	CB	6-1	206	R	NC State '18

### SPECIALISTS (5)

NO	NAME	POS	HT	WT	EXP	COLLEGE
2	Haack, Matt	P	6-0	202	2	Arizona State '17
5	Joseph, Greg	K	6-1	214	R	Florida Atlantic '18
7	Sanders, Jason	K	5-11	186	R	New Mexico '18
49	Gravelle, Lucas	LS	6-0	239	R	TCU '18
92	Denney, John	LS	6-5	242	14	Brigham Young '05





## 2018 MIAMI DOLPHINS – HOW THEY WERE ACQUIRED \*as of Aug. 12, 2018

	DRAFT (30)	TRADES (7)	WAIVERS (3)	FREE AGENTS (50)
2005				LS John Denney
2009				DE Cameron Wake
2010	S Reshad Jones (5b)			
2012	QB Ryan Tannehill (1)			
2014	T Ja'Wuan James (1) CB/S Walt Aikens (4)			
2015	WR DeVante Parker (1) DT Jordan Phillips (2) CB Bobby McCain (5a) CB Tony Lippett (5d)	WR Kenny Stills (N.O.)		LB Mike Hull
2016	T Laremy Tunsil (1) CB Xavien Howard (2) RB Kenyan Drake (3a) WR Leonte Carroo (3b) WR Jakeem Grant (6a) CB/S Jordan Lucas (6b) TE Thomas Duarte (7b)	LB Kiko Alonso (Phi.)		DE Andre Branch (Jax.) C Jake Brendel TE MarQueis Gray RB Seniorise Perry WR Rashawn Scott T Sam Young (Jax.)
2017	DE Charles Harris (1) LB Raekwon McMillan (2) CB Cordrea Tankersley (3) G Isaac Asiata (5a) DT Davon Godchaux (5b) DT Vincent Taylor (6) WR Isaiah Ford (7)	LB Stephone Anthony (NO) DE William Hayes (LAR)	TE A.J. Derby (Den.) S Trae Elston (Buf.)	LB Chase Allen CB Taveze Calhoun G/T Jesse Davis QB David Fales P Matt Haack C/G Ted Larsen (Chi.) WR Malcolm Lewis DE Cameron Malveaux S T.J. McDonald (LAR) CB Torry McTyer WR Drew Morgan WR Francis Owusu RB Brandon Radcliff T Eric Smith S Maurice Smith T Zach Sterup DE Jonathan Woodard DT Gabe Wright
2018	S Minkah Fitzpatrick (1) TE Mike Gesicki (2) LB Jerome Baker (3) TE Durham Smythe (4a) RB Kalen Ballage (4b) CB Cornell Armstrong (6) LB Quentin Poling (7a) K Jason Sanders (7b)	C Daniel Kilgore (SF) DE Robert Quinn (LAR) DT Akeem Spence (Det.)	QB Bryce Petty (NYJ)	CB Johnathan Alston WR Danny Amendola (NE) LB Cayson Collins CB Jalen Davis TE Gavin Escobar LB Terence Garvin (Sea.) LB Frank Ginda RB Frank Gore (Ind.) LS Lucas Gravelle C Connor Hilland RB Buddy Howell K Greg Joseph T Roubbens Joseph RB Jeremy Langford DE Claudy Mathieu C Mike Matthews DT Anthony Moten QB Brock Osweiler (Den.) DT Jamiyus Pittman DE Quincy Redmon G Josh Sitton (Chi.) T David Steinmetz WR Albert Wilson (KC)



SUPPLEMENTAL STATS



## PRESEASON STATISTICS

### PRESEASON RESULTS (0-1)

DATE	OPPONENT	SCORE	W/L	ATTENDANCE
Aug. 9	TAMPA BAY	24-26	L	51,042

### TEAM STATISTICS

	DOLPHINS	OPPONENTS
<b>TOTAL FIRST DOWNS</b>	<b>25</b>	<b>27</b>
Rushing	7	7
Passing	16	19
Penalty	2	1
3rd Down: Made/Att	2/12	6/13
3rd Down Pct.	16.70%	46.20%
4th Down: Made/Att	2/3	1/1
4th Down Pct.	66.70%	100.00%
<b>POSSESSION AVG.</b>	<b>28:27</b>	<b>31:33</b>
<b>TOTAL NET YARDS</b>	<b>393</b>	<b>399</b>
Avg. Per Game	393	399
Total Plays	69	76
Avg. Per Play	5.7	5.3
<b>NET YARDS RUSHING</b>	<b>116</b>	<b>73</b>
Avg. Per Game	116	73
Total Rushes	22	28
<b>NET YARDS PASSING</b>	<b>277</b>	<b>326</b>
Avg. Per Game	277	326
Sacked/Yards Lost	2/6	1/10
Gross Yards	283	336
Attempts/Completions	45/26	47/37
Completion Pct.	57.80%	78.70%
Had Intercepted	1	0
<b>PUNTS/AVERAGE</b>	<b>2/45.0</b>	<b>3/35.7</b>
<b>NET PUNTING AVG.</b>	<b>39</b>	<b>35.7</b>
<b>PENALTIES/YARDS</b>	<b>6/52</b>	<b>6/74</b>
<b>FUMBLES/BALL LOST</b>	<b>1/1</b>	<b>1/1</b>
<b>TOUCHDOWNS</b>	<b>2</b>	<b>3</b>
Rushing	1	2
Passing	1	1
Returns	0	0

SCORE BY QUARTERS	Q1	Q2	Q3	Q4	OT	TOTAL
Dolphins	3	7	6	8	0	24
Opponents	6	10	7	3	0	26

### RUSHING

	NO.	YDS.	AVG.	LG	TD
K.Ballage	10	37	3.7	14	0
S.Perry	4	35	8.8	15	1
B.Howell	4	25	6.3	10	0
K.Drake	3	16	5.3	10	0
B.Radcliff	1	3	3	3	0
<b>DOLPHINS</b>	<b>22</b>	<b>116</b>	<b>5.3</b>	<b>15</b>	<b>1</b>
<b>OPPONENTS</b>	<b>28</b>	<b>73</b>	<b>2.6</b>	<b>12</b>	<b>2</b>

### PASSING

	ATT	CMP	YDS	CMP%	YDS/ATT	TD	TD%	INT	INT%	LONG	SACK	LOST	RATING
D.Fales	11	8	115	72.70%	10.5	0	0.00%	0	0.00%	45	1/	6	106.3
B.Oswailer	21	10	83	47.60%	4	0	0.00%	0	0.00%	13	1/	0	58.2
B.Petty	7	4	53	57.10%	7.6	1	14.30%	1	14.30%	23	0/	0	81.3
R.Tannehill	6	4	32	66.70%	5.3	0	0.00%	0	0.00%	15	0/	0	79.9
<b>TEAM</b>	<b>45</b>	<b>26</b>	<b>283</b>	<b>57.80%</b>	<b>6.3</b>	<b>1</b>	<b>2.20%</b>	<b>1</b>	<b>2.20%</b>	<b>45</b>	<b>2/</b>	<b>6</b>	<b>74.6</b>
<b>OPPONENTS</b>	<b>47</b>	<b>37</b>	<b>336</b>	<b>78.70%</b>	<b>7.1</b>	<b>1</b>	<b>2.10%</b>	<b>0</b>	<b>0.00%</b>	<b>20</b>	<b>1/</b>	<b>10</b>	<b>103.6</b>



## PRESEASON STATISTICS

RECEIVING					
	NO.	YDS.	AVG.	LG	TD
F.Owusu	4	82	20.5	45	0
K.Ballage	3	23	7.7	10	0
A.Wilson	2	31	15.5	16	0
I.Ford	2	22	11	16	1
K.Stills	2	20	10	15	0
R.Scott	2	19	9.5	10	0
T.Duarte	2	16	8	13	0
B.Radcliff	2	16	8	9	0
S.Perry	2	10	5	8	0
B.Howell	1	18	18	18	0
D.Morgan	1	8	8	8	0
K.Drake	1	7	7	7	0
D.Smythe	1	6	6	6	0
D.Amendola	1	5	5	5	0
J.Grant	0	0	0	0	0
L.Carroo	0	0	0	0	0
M.Lewis	0	0	0	0	0
M.Gesicki	0	0	0	0	0
<b>DOLPHINS</b>	<b>26</b>	<b>283</b>	<b>10.9</b>	<b>45</b>	<b>1</b>
<b>OPPONENTS</b>	<b>37</b>	<b>336</b>	<b>9.1</b>	<b>20</b>	<b>1</b>

INTERCEPTIONS					
	NO.	YDS.	AVG.	LG	TD
<b>DOLPHINS</b>	<b>0</b>	<b>0</b>	<b>0</b>	<b>0</b>	<b>0</b>
<b>OPPONENTS</b>	<b>1</b>	<b>2</b>	<b>2</b>	<b>2</b>	<b>0</b>

PUNTING								
	NO.	YDS.	AVG.	NET	TB	IN 20	LG	BLK
Haack	2	90	45	39	0	0	50	0
DOLPHINS	2	90	45	39	0	0	50	0
OPPONENTS	3	107	35.7	35.7	0	2	40	0

PUNT RETURNS						
	RET.	FC	YDS.	AVG.	LG	TD
J.Grant	0	1	0	0	0	0
D.Morgan	0	1	0	0	0	0
DOLPHINS	0	2	0	0	0	0
OPPONENTS	1	1	12	12	12	0

KICKOFF RETURNS					
	NO.	YDS.	AVG.	LG	TD
J.Davis	2	55	27.5	28	0
J.Grant	1	25	25	25	0
K.Ballage	1	23	23	23	0
<b>DOLPHINS</b>	<b>4</b>	<b>103</b>	<b>25.8</b>	<b>28</b>	<b>0</b>
<b>OPPONENTS</b>	<b>4</b>	<b>86</b>	<b>21.5</b>	<b>27</b>	<b>0</b>

FIELD GOALS					
	1-19	20-29	30-39	40-49	50+
J.Sanders	0/0	2-Feb	0/0	0/0	0/1
G.Joseph	0/0	0/0	0/0	1-Jan	0/0
<b>DOLPHINS</b>	<b>0/0</b>	<b>2-2</b>	<b>0/0</b>	<b>1-1</b>	<b>0/1</b>
<b>OPPONENTS</b>	<b>0/0</b>	<b>2-2</b>	<b>0/0</b>	<b>0/0</b>	<b>0/1</b>



## PRESEASON STATISTICS

SCORING								
	TOTAL	TDR	TDP	TDRT	PAT	FG	2-PT	PTS
I.Ford	1	0	1	0	0/0	0/0	1	8
J.Sanders	0	0	0	0	1/1	2/3	0	7
S.Perry	1	1	0	0	0/0	0/0	0	6
G.Joseph	0	0	0	0	0/0	1/1	0	3
<b>DOLPHINS</b>	<b>2</b>	<b>1</b>	<b>1</b>	<b>0</b>	<b>1/1</b>	<b>3/4</b>	<b>1</b>	<b>24</b>
<b>OPPONENTS</b>	<b>3</b>	<b>2</b>	<b>1</b>	<b>0</b>	<b>2/3</b>	<b>2/3</b>	<b>0</b>	<b>26</b>

## TWO-POINT CONVERSIONS

TEAM 1/1, OPPONENTS: 0/0

## SACKS

Taylor, 1.0

DOLPHINS 1.0, OPPONENTS: 2.0

DEFENSE												
PLAYER	SOLO	ASST	TOT	SACKS	YDS	TFL	QBH	INT	PD	FF	FR	
Cornell Armstrong	5	0	5	0	0	0	0	0	0	0	0	0
Chase Allen	4	1	5	0	0	0	0	0	0	1	0	0
Jerome Baker	2	3	5	0	0	1	0	0	0	0	0	0
Jonathan Woodard	4	0	4	0	0	1	1	0	0	0	0	0
Quentin Poling	2	2	4	0	0	0	0	0	0	0	0	0
Trae Elston	2	2	4	0	0	0	0	0	0	0	0	0
Taveze Calhoun	2	2	4	0	0	0	0	0	0	0	0	0
Cordrea Tankersley	3	0	3	0	0	0	0	0	0	0	0	0
Minkah Fitzpatrick	2	1	3	0	0	0	0	0	1	0	0	0
Torry McTyer	2	1	3	0	0	0	0	0	0	0	0	0
Jamiyus Pittman	1	2	3	0	0	0	0	0	0	0	0	0
Vincent Taylor	2	0	2	1	10	1	1	0	0	0	0	0
Walt Aikens	2	0	2	0	0	0	0	0	1	0	0	0
Anthony Moten	2	0	2	0	0	0	0	0	0	0	0	0
Davon Godchaux	1	1	2	0	0	0	0	0	0	0	0	0
Xavien Howard	1	1	2	0	0	0	0	0	0	0	0	0
Quincy Redmon	1	1	2	0	0	0	0	0	0	0	0	0
Kiko Alonso	1	1	2	0	0	0	0	0	0	0	0	0
Jordan Lucas	0	2	2	0	0	0	0	0	1	0	1	0
Jordan Phillips	0	2	2	0	0	0	0	0	0	0	0	0
Frank Ginda	0	2	2	0	0	0	0	0	0	0	0	0
Andre Branch	1	0	1	0	0	1	0	0	0	0	0	0
Cayson Collins	1	0	1	0	0	0	0	0	0	0	0	0
Charles Harris	1	0	1	0	0	0	0	0	0	0	0	0
Maurice Smith	1	0	1	0	0	0	0	0	0	0	0	0
Robert Quinn	1	0	1	0	0	0	0	0	0	0	0	0
Akeem Spence	0	1	1	0	0	0	0	0	0	0	0	0
Claudy Mathieu	0	1	1	0	0	0	0	0	0	0	0	0
Jalen Davis	0	1	1	0	0	0	0	0	0	0	0	0
Gabe Wright	0	1	1	0	0	0	0	0	0	0	0	0
T.J. McDonald	0	1	1	0	0	0	0	0	0	0	0	0
Raekwon McMillan	0	1	1	0	0	0	0	0	0	0	0	0
Johnathan Alston	0	1	1	0	0	0	0	0	0	0	0	0

**NOTE:** Special teams and miscellaneous tackles not included above.

**DEFENSIVE TOUCHDOWNS:** None.

**MISCELLANEOUS TACKLES:** Osweiler 1.

### SACKS:

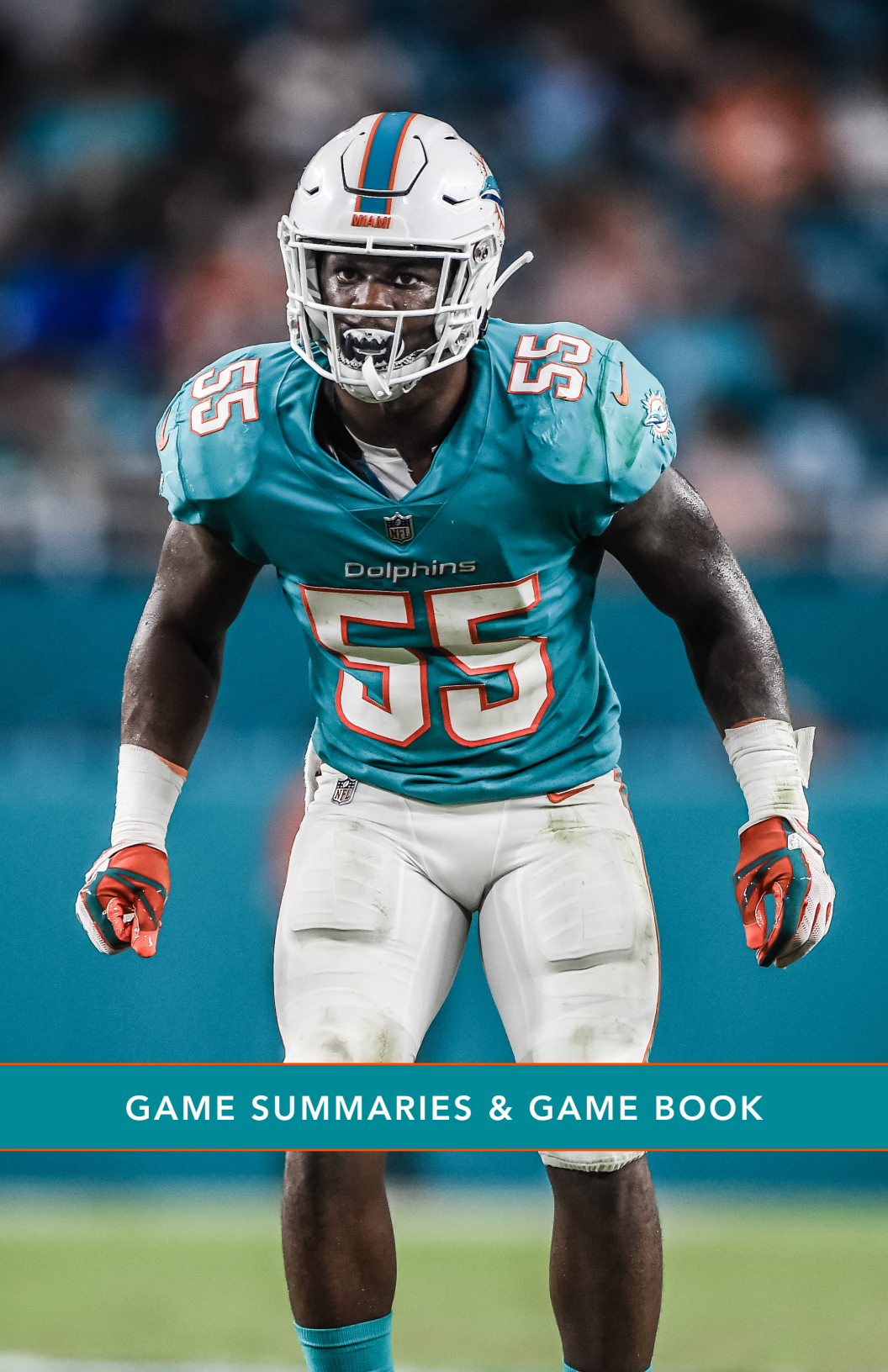
Taylor (1) – 1 vs. Tampa Bay (8/9)



## PRESEASON STATISTICS

SPECIAL TEAMS								
	SOLO	ASST	TOTAL	FF	FR	BFG	BPAT	BPNT
Cornell Armstrong	0	0	0	0	0	0	0	0
Chase Allen	0	0	0	0	0	0	0	0
Jerome Baker	0	0	0	0	0	0	0	0
Jonathan Woodard	0	0	0	0	0	0	0	0
Quentin Poling	1	0	1	0	0	0	0	0
Trae Elston	0	0	0	0	0	0	0	0
Taveze Calhoun	0	0	0	0	0	0	0	0
Cordrea Tankersley	0	0	0	0	0	0	0	0
Minkah Fitzpatrick	0	0	0	0	0	0	0	0
Torry McTyer	0	0	0	0	0	0	0	0
Jamiyus Pittman	0	0	0	0	0	0	0	0
Vincent Taylor	0	0	0	0	0	0	0	0
Walt Aikens	0	0	0	0	0	0	0	0
Anthony Moten	0	0	0	0	0	0	0	0
Davon Godchaux	0	0	0	0	0	0	0	0
Xavien Howard	0	0	0	0	0	0	0	0
Quincy Redmon	0	0	0	0	0	0	0	0
Kiko Alonso	0	0	0	0	0	0	0	0
Jordan Lucas	0	0	0	0	0	0	0	0
Jordan Phillips	0	0	0	0	0	0	0	0
Frank Ginda	0	0	0	0	0	0	0	0
Andre Branch	0	0	0	0	0	0	0	0
Cayson Collins	0	0	0	0	0	0	0	0
Charles Harris	0	0	0	0	0	0	0	0
Maurice Smith	0	0	0	0	0	0	0	0
Robert Quinn	0	0	0	0	0	0	0	0
Akeem Spence	0	0	0	0	0	0	0	0
Claudy Mathieu	0	0	0	0	0	0	0	0
Jalen Davis	0	0	0	0	0	0	0	0
Gabe Wright	0	0	0	0	0	0	0	0
T.J. McDonald	0	0	0	0	0	0	0	0
Raekwon McMillan	0	0	0	0	0	0	0	0
Johnathan Alston	0	0	0	0	0	0	0	0
Seniorise Perry	2	0	2	0	0	0	0	0
Gregory Howell	1	0	1	0	0	0	0	0





GAME SUMMARIES & GAME BOOK



## 2018 PRESEASON GAME RECAPS

### WEEK 1

AUG. 9, 2018 | MIAMI GARDENS, FLA.  
HARD ROCK STADIUM  
ATTENDANCE: 51,042 | TV: WFOR CBS4

TAMPA BAY 26	MIAMI 24

The Dolphins' preseason opener featured the return of quarterback Ryan Tannehill to game action, some strong performances by a few rookies and a wild finish.

The Tampa Bay Buccaneers pulled out a 26-24 victory at Hard Rock Stadium when Chandler Catanzaro kicked a 27-yard field goal with 23 seconds remaining in the fourth quarter.

That came after the Dolphins took their only lead of the game, 24-23, when quarterback Bryce Petty threw a 6-yard touchdown pass to wide receiver Isaiah Ford with 1:50 left and the two then connected on a two-point conversion.

Tannehill looked sharp in his first game since December 2016. Tannehill completed his first four passes while playing the opening series of the game, opening the game with a rollout and 15-yard strike to Kenny Stills.

He later completed passes of 7 yards to running back Kenyan Drake, 5 yards to Stills, and 5 yards to Danny Amendola.

His one drive ended with a missed 53-yard field goal attempt by rookie kicker Jason Sanders.

The drive featured a 10-yard run by Drake, one of four runs of 10 yards or longer by the Dolphins in the first half.

Among rookies who had solid performances were draft picks Jerome Baker, Kalen Ballage and Cornell Armstrong, as well as undrafted free agents Anthony Moten and Buddy Howell.

The Dolphins' first touchdown of the preseason came on a 7-yard run by Senorise Perry in the second quarter. It capped a 75-yard drive where Perry gained 34 yards on three carries, as well as gaining 8 yards on a screen pass.

Ballage also had success on the ground, with gains of 14 and 9 yards, and he added a 10-yard reception on a screen pass to convert a third down. He did have a fumble after catching a screen pass, and that led to Tampa Bay's second touchdown of the game, a 2-yard run by rookie Ronald Jones.

The play was doubly painful for the Dolphins, who lost linebacker Mike Hull to a knee injury on the play. Hull eventually was carted off the sideline and immediately was ruled out for the rest of the game.

#### SCORING SUMMARY

	1	2	3	4	F
Tampa Bay	6	10	7	3	26
Miami	3	7	6	8	24

#### SCORING DRIVES

TEAM	QTR	TIME	PLAY (EXTRA POINT) (DRIVE INFO)	TB	MIA
Bucs	1	7:06	P.Barber 4 yd. run (kick failed, wl) (6-57, 3:07)	6	0
Dolphins	1	3:49	J.Sanders 29 yd. Field Goal (8-66, 3:17)	6	3
Bucs	2	11:12	R.Jones 2 yd. run (C.Catanzaro kick) (5-32, 2:26)	13	3
Bucs	2	7:05	C.Catanzaro 27 yd. Field Goal (6-40, 2:37)	16	3
Dolphins	2	2:49	S.Perry 7 yd. run (J.Sanders kick) (8-75, 4:16)	16	10
Dolphins	3	13:23	J.Sanders 23 yd. Field Goal (4-8, 0:49)	16	13
Bucs	3	5:39	A.Cross 10 yd. pass from R.Griffin (C.Catanzaro kick) (17-88, 7:44)	23	13
Dolphins	3	2:53	G.Joseph 48 yd. Field Goal (5-51, 2:46)	23	16
Dolphins	4	1:50	I.Ford 6 yd. pass from B.Petty (B.Petty-I.Ford pass) (5-57, 1:29)	23	24
Bucs	4	0:23	C.Catanzaro 26 yd. Field Goal (7-67, 1:27)	26	24

#### GAME STATISTICS

##### RUSHING (Att-Yds-TD):

Tampa Bay: P. Barber 4-21-1, D. Ogunbowale 7-15, B. Wilson 1-12, R. Fitzpatrick 2-11, R. Jones 8-9-1, C. Sims 5-6, R. Griffin 1-(-1), Miami: K. Ballage 10-37, S. Perry 4-35-1, B. Howell 4-26, K. Drake 3-16, B. Radcliff 1-3.

##### PASSING (A-C-Y-TD-I):

Tampa Bay: R. Griffin 26-20-179-1-0, J. Winston 13-11-102-0-0, R. Fitzpatrick 8-6-55-0-0, Miami: B. Osweiler 21-10-83-0-0, D. Fales 11-8-115-0-0, B. Petty 7-4-53-1-1, R. Tannehill 6-4-32-0-0.

##### RECEIVING (Rec-Yds-TD):

Tampa Bay: C. Brate 5-48, S. Bailey 4-52, B. Wilson 4-21, J. Watson 3-30, M. Evans 2-26, A. Cross 2-24-1, J. Lampman 2-22, E. Phillips 2-22, D. Ogunbowale 2-18, C. Godwin 2-17, J. Rodgers 2-7, P. Barber 2-(-1), F. Martino 1-19, D. Jackson 1-18, A. Auclair 1-5, B. Reedy 1-5, T. Hudson 1-3, Miami: F. Owusu 4-82, K. Ballage 3-23, A. Wilson 2-31, I. Ford 2-22-1, K. Stills 2-20, R. Scott 2-19, T. Duarte 2-16, B. Radcliff 2-16, S. Perry 2-10, B. Howell 1-18, D. Morgan 1-8, K. Drake 1-7, D. Smythe 1-6, D. Amendola 1-5.

##### SACKS (Sk-Yds):

Tampa Bay: G. McCoy 1-6, P. O'Connor 0.5-0, N. Spence 0.5-0, Miami: V. Taylor 1-10.

##### INTERCEPTIONS (Int-Yds):

Tampa Bay: B. Reedy 1-12, Miami: None.

##### FORCED FUMBLES:

Tampa Bay: R. Smith 1, Miami: C. Allen 1.

##### FUMBLE RECOVERIES (No-Yds):

Tampa Bay: I. Johnson 1-2, Miami: J. Lucas 1-7.

TEAM STATS	TB	MIA
FIRST DOWNS	7	25
Rushing	7	7
Passing	19	16
Penalty	1	2
3RD-DOWN EFFICIENCY	6 FOR 13	2 FOR 12
4TH-DOWN EFFICIENCY	1 FOR 1	2 FOR 3
TOTAL NET YARDS	399	393
TOTAL NET PLAYES	76	69
Average Gain	5.3	5.7
NET YARDS RUSHING	73	116
Rushes	28	22
Yards per Rush	2.6	5.3
NET YARDS PASSING	326	277
Completed - Attempted	37-47	26-45
Yards per Pass Play	6.8	5.9
Sacked - Yards Lost	1-10	2-6
Had Intercepted	0	1
PUNTS - AVERAGE	3-107-35.7	2-90-45.0
RETURN YARDAGE	100	103
Punts - Return Yards	1-12	0-0
Kickoffs - Return Yards	4-86	4-103
Interceptions - Return Yards	1-2	0-0
PENALTIES - YARDS	7-74	7-52
FUMBLES - LOST	1-1	1-1
RED-ZONE EFFICIENCY	3 FOR 5	2 FOR 5
GOAL-TO-GO EFFICIENCY	1 FOR 1	2 FOR 3
TIME OF POSSESSION	31:33	28:27





## National Football League Game Summary

NFL Copyright © 2018 by The National Football League. All rights reserved. This summary and play-by-play is for the express purpose of assisting media in their coverage of the game; any other use of this material is prohibited without the written permission of the National Football League. Updated: 8/9/2018

Buccaneers	2	11:12	R.Jones 2 yd. run (C.Catanzaro kick) (5-32, 2:26)	13	3
Buccaneers	2	7:05	C.Catanzaro 27 yd. Field Goal (6-40, 2:37)	16	3
Dolphins	2	2:49	S.Perry 7 yd. run (J.Sanders kick) (8-75, 4:16)	16	10
Dolphins	3	13:23	J.Sanders 23 yd. Field Goal (4-8, 0:49)	16	13
Buccaneers	3	5:39	A.Cross 10 yd. pass from R.Griffin (C.Catanzaro kick) (17-88, 7:44)	23	13
Dolphins	3	2:53	G.Joseph 48 yd. Field Goal (5-51, 2:46)	23	16
Dolphins	4	1:50	I.Ford 6 yd. pass from B.Petty (B.Petty-I.Ford pass) (5-57, 1:29)	23	24
Buccaneers	4	0:23	C.Catanzaro 26 yd. Field Goal (7-67, 1:27)	26	24
Paid Attendance: 51,042				Time: 3:12	

**Tampa Bay Buccaneers vs Miami Dolphins**  
**8/9/2018 at Hard Rock Stadium**

## Final Individual Statistics

Tampa Bay Buccaneers										Miami Dolphins											
RUSHING		ATT	YDS	AVG	LG	TD					RUSHING		ATT	YDS	AVG	LG	TD				
P.Barber		4	21	5.3	9	1					K.Ballage		10	37	3.7	14	0				
D.Ogunbowale		7	15	2.1	7	0					S.Perry		4	35	8.8	15	1				
B.Wilson		1	12	12.0	12	0					B.Howell		4	25	6.3	10	0				
R.Fitzpatrick		2	11	5.5	9	0					K.Drake		3	16	5.3	10	0				
R.Jones		8	9	1.1	5	1					B.Radcliff		1	3	3.0	3	0				
C.Sims		5	6	1.2	5	0															
R.Griffin		1	-1	-1.0	-1	0															
Total		28	73	2.6	12	2					Total		22	116	5.3	15	1				
PASSING		ATT	CMP	YDS	SK/YD	TD	LG	IN	RT	PASSING		ATT	CMP	YDS	SK/YD	TD	LG	IN	RT		
R.Griffin		26	20	179	0/0	1	20	0	107.7	B.Osweller		21	10	83	1/0	0	13	0	58.2		
J.Winston		13	11	102	1/10	0	20	0	99.4	D.Fales		11	8	115	0/6	0	45	0	106.2		
R.Fitzpatrick		8	6	55	0/0	0	18	0	93.2	B.Petty		7	4	53	0/0	1	23	1	81.2		
										R.Tannehill		6	4	32	0/0	0	15	0	79.9		
Total		47	37	336	1/10	1	20	0	103.5	Total		45	26	283	2/6	1	45	1	74.6		
PASS RECEIVING		TAR	REC	YDS	AVG	LG	TD					PASS RECEIVING		TAR	REC	YDS	AVG	LG	TD		
C.Brake		5	5	48	9.6	20	0					F.Owusu		7	4	82	20.5	45	0		
S.Bailey		4	4	52	13.0	20	0					K.Ballage		5	3	23	7.7	10	0		
B.Wilson		6	4	21	5.3	9	0					A.Wilson		2	2	31	15.5	16	0		
J.Watson		3	3	30	10.0	16	0					I.Ford		3	2	22	11.0	16	1		
M.Evans		2	2	26	13.0	14	0					K.Stills		2	2	20	10.0	15	0		
A.Cross		2	2	24	12.0	14	1					R.Scott		2	2	19	9.5	10	0		
J.Lampman		3	2	22	11.0	12	0					T.Duarte		2	2	16	8.0	13	0		
E.Phillips		2	2	22	11.0	12	0					B.Radcliff		2	2	16	8.0	9	0		
D.Ogunbowale		2	2	18	9.0	18	0					S.Perry		2	2	10	5.0	8	0		
C.Godwin		3	2	17	8.5	12	0					B.Howell		2	1	18	18.0	18	0		
J.Rodgers		3	2	7	3.5	7	0					D.Morgan		2	1	8	8.0	8	0		
P.Barber		2	2	-1	-0.5	2	0					K.Drake		1	1	7	7.0	7	0		
F.Martino		1	1	19	19.0	19	0					D.Smythe		2	1	6	6.0	6	0		
D.Jackson		1	1	18	18.0	18	0					D.Amendola		2	1	5	5.0	5	0		
A.Auclair		1	1	5	5.0	5	0					M.Lewis		4	0	0	0.0	0	0		
B.Reedy		1	1	5	5.0	5	0					M.Gesicki		2	0	0	0.0	0	0		
T.Hudson		2	1	3	3.0	3	0					J.Grant		1	0	0	0.0	0	0		
R.Jones		1	0	0	0.0	0	0					L.Carroo		1	0	0	0.0	0	0		
J.Reese		1	0	0	0.0	0	0														
Total		45	37	336	9.1	20	1					Total		44	26	283	10.9	45	1		
INTERCEPTIONS		NO		YDS	AVG	LG	TD					INTERCEPTIONS		NO		YDS	AVG	LG	TD		
R.Smith		1		2	2.0	2	0														
Total		1		2	2.0	2	0					Total		0		0	0	0	0		
PUNTING		NO	YDS	AVG	NET	TB	IN20	LG					PUNTING		NO	YDS	AVG	NET	TB	IN20	LG
B.Anger		3	107	35.7	35.7	0	2	40					M.Haack		2	90	45.0	39.0	0	0	50
Total		3	107	35.7	35.7	0	2	40					Total		2	90	45.0	39.0	0	0	50
PUNT RETURNS		NO	YDS	AVG	FC	LG	TD					PUNT RETURNS		NO	YDS	AVG	FC	LG	TD		
B.Reedy		1	12	12.0		12	0					J.Grant		0	0	0.0		1	0	0	
												D.Morgan		0	0	0.0		1	0	0	
												[OUT OF BOUNDS]		1	0	0.0		0	0	0	
Total		1	12	12.0		12	0					Total		0	0	0.0		2	0	0	
KICKOFF RETURNS		NO	YDS	AVG	FC	LG	TD					KICKOFF RETURNS		NO	YDS	AVG	FC	LG	TD		
D.Ogunbowale		3	59	19.7	0	22	0					Ja.Davis		2	55	27.5	0	28	0		
B.Wilson		1	27	27.0	0	27	0					J.Grant		1	25	25.0	0	25	0		
[OUT OF BOUNDS]		1	0	0.0	0	0	0					K.Ballage		1	23	23.0	0	23	0		
[TOUCHBACK]		1	0	0.0	0	0	0					[TOUCHBACK]		2	0	0.0	0	0	0		
Total		4	86	21.5	0	27	0					Total		4	103	25.8	0	28	0		





Tampa Bay Buccaneers vs Miami Dolphins  
8/9/2018 at Hard Rock Stadium

## Final Individual Statistics

### Tampa Bay Buccaneers

FUMBLES	FUM	LOST	OWN-REC	YDS	TD	FORCED	OPP-REC	YDS	TD	OUT-BDS
J.Watson	1	1	0	0	0	0	0	0	0	0
R.Smith	0	0	0	0	0	1	0	0	0	0
I.Johnson	0	0	0	0	0	0	1	2	0	0
Total	1	1	0	0	0	1	1	2	0	0

### Miami Dolphins

FUMBLES	FUM	LOST	OWN-REC	YDS	TD	FORCED	OPP-REC	YDS	TD	OUT-BDS
K.Ballage	1	1	0	0	0	0	0	0	0	0
C.Allen	0	0	0	0	0	1	0	0	0	0
J.Lucas	0	0	0	0	0	0	1	7	0	0
Total	1	1	0	0	0	1	1	7	0	0



Tampa Bay Buccaneers vs Miami Dolphins  
8/9/2018 at Hard Rock Stadium

## Final Team Statistics

	Visitor Buccaneers	Home Dolphins
<b>TOTAL FIRST DOWNS</b>	27	25
By Rushing	7	7
By Passing	19	16
By Penalty	1	2
<b>THIRD DOWN EFFICIENCY</b>	6-13-46%	2-12-17%
<b>FOURTH DOWN EFFICIENCY</b>	1-1-100%	2-3-67%
<b>TOTAL NET YARDS</b>	399	393
Total Offensive Plays (inc. times thrown passing)	76	69
Average gain per offensive play	5.3	5.7
<b>NET YARDS RUSHING</b>	73	116
Total Rushing Plays	28	22
Average gain per rushing play	2.6	5.3
Tackles for a loss-number and yards	3-4	1-1
<b>NET YARDS PASSING</b>	326	277
Times thrown - yards lost attempting to pass	1-10	2-6
Gross yards passing	336	283
<b>PASS ATTEMPTS-COMPLETIONS-HAD INTERCEPTED</b>	47-37-0	45-26-1
Avg gain per pass play (inc.# thrown passing)	6.8	5.9
<b>KICKOFFS Number-In End Zone-Touchbacks</b>	6-6-2	6-4-1
<b>PUNTS Number and Average</b>	3-35.7	2-45.0
Had Blocked	0	0
<b>FGs - PATs Had Blocked</b>	0-0	0-0
Net Punting Average	35.7	39.0
<b>TOTAL RETURN YARDAGE (Not Including Kickoffs)</b>	14	0
No. and Yards Punt Returns	1-12	0-0
No. and Yards Kickoff Returns	4-86	4-103
No. and Yards Interception Returns	1-2	0-0
<b>PENALTIES Number and Yards</b>	7-74	7-52
<b>FUMBLES Number and Lost</b>	1-1	1-1
<b>TOUCHDOWNS</b>	3	2
Rushing	2	1
Passing	1	1
<b>EXTRA POINTS Made-Attempts</b>	2-3	2-2
Kicking Made-Attempts	2-3	1-1
Passing Made-Attempts	0-0	1-1
<b>FIELD GOALS Made-Attempts</b>	2-3	3-4
<b>RED ZONE EFFICIENCY</b>	3-5-60%	2-5-40%
<b>GOAL TO GO EFFICIENCY</b>	1-1-100%	2-3-67%
<b>SAFETIES</b>	0	0
<b>FINAL SCORE</b>	26	24
<b>TIME OF POSSESSION</b>	31:33	28:27



Tampa Bay Buccaneers vs Miami Dolphins  
8/9/2018 at Hard Rock Stadium

## Ball Possession And Drive Chart

### Tampa Bay Buccaneers

#	Time Recd	Time Lost	Time Poss	How Ball Obtained	Drive Began	# Play	Yds Gain	Yds Pen	Net Yds	1st Down	Last Scrm	How Given Up
1	10:13	7:06	3:07	Missed FG	TB 43	6	52	5	57	4	* MIA 4	Touchdown
2	3:49	0:24	3:25	Kickoff	TB 25	8	35	0	35	3	MIA 40	Punt
3	13:38	11:12	2:26	Fumble	MIA 32	5	32	0	32	3	* MIA 2	Touchdown
4	9:42	7:05	2:37	Punt	MIA 49	6	40	0	40	2	* MIA 9	Field Goal
5	2:49	1:36	1:13	Kickoff	TB 40	5	11	-5	6	1	TB 46	Punt
6	0:30	0:00	0:30	Punt	TB 24	6	16	0	16	1	TB 42	End of Half
7	15:00	14:12	0:48	Kickoff	TB 10	2	8	0	8	0	TB 12	Fumble
8	13:23	5:39	7:44	Kickoff	TB 12	17	68	20	88	6	* MIA 10	Touchdown
9	2:53	0:53	2:00	Kickoff	TB 16	3	7	0	7	0	TB 23	Punt
10	9:33	3:19	6:14	Downs	TB 4	13	64	-3	61	4	MIA 35	Missed FG
11	1:50	0:23	1:27	Kickoff	TB 25	7	67	0	67	3	* MIA 8	Field Goal
12	0:02	0:00	0:02	Interception	TB 32	1	-1	0	-1	0	TB 32	End of Game

(350) Average TB 29

### Miami Dolphins

#	Time Recd	Time Lost	Time Poss	How Ball Obtained	Drive Began	# Play	Yds Gain	Yds Pen	Net Yds	1st Down	Last Scrm	How Given Up
1	15:00	10:13	4:47	Kickoff	MIA 25	11	50	-10	40	3	TB 35	Missed FG
2	7:06	3:49	3:17	Kickoff	MIA 23	8	42	24	66	4	* TB 11	Field Goal
3	0:24	13:38	1:46	Punt	MIA 11	5	23	0	23	1	MIA 25	Fumble
4	11:12	9:42	1:30	Kickoff	MIA 22	3	-1	0	-1	0	MIA 21	Punt
5	7:05	2:49	4:16	Kickoff	MIA 25	8	70	5	75	6	* TB 7	Touchdown
6	1:36	0:30	1:06	Punt	MIA 7	5	19	0	19	1	MIA 26	Punt
7	14:12	13:23	0:49	Fumble	TB 13	4	13	-5	8	0	* TB 5	Field Goal
8	5:39	2:53	2:46	Kickoff	MIA 19	5	51	0	51	1	TB 30	Field Goal
9	0:53	9:33	6:20	Punt	MIA 39	16	63	-5	58	4	* TB 3	Downs
10	3:19	1:50	1:29	Missed FG	MIA 43	5	57	0	57	4	* TB 6	Touchdown
11	0:23	0:02	0:21	Kickoff	MIA 23	3	6	15	21	1	MIA 44	Interception

(324) Average MIA 29

### \* Inside opponent's 20

Time of Possession by Quarter		1st	2nd	3rd	4th	OT	Total
Visitor	Tampa Bay Buccaneers	6:32	6:46	10:32	7:43		31:33
Home	Miami Dolphins	8:28	8:14	4:28	7:17		28:27
Kickoff Drive No.-Start Average		Buccaneers: 6 - TB 21		Dolphins: 6 - MIA 23			



Tampa Bay Buccaneers vs Miami Dolphins  
8/9/2018 at Hard Rock Stadium

## Final Defensive Statistics

Tampa Bay Buccaneers	Regular Defensive Plays											Special Teams					Misc			
	TKL	AST	COMB	SK	/ YDS	TFL	Q	IN	PD	FF	FR	TKL	AST	FF	FR	BL	TKL	AST	FF	FR
R.Smith	5	2	7	0	0	0	0	0	1	1	1	0	0	0	0	0	0	0	0	0
C.Davis	5	0	5	0	0	0	0	0	2	0	0	0	0	0	0	0	0	0	0	0
J.Elliott	5	0	5	0	0	0	0	0	0	0	0	0	0	0	0	0	0	0	0	0
W.Gholston	2	1	3	0	0	0	1	0	0	0	0	0	0	0	0	0	0	0	0	0
M.Stewart	2	1	3	0	0	0	0	0	0	0	0	0	0	0	0	0	0	0	0	0
N.Harris	2	1	3	0	0	0	0	0	0	0	0	0	0	0	0	0	0	0	0	0
C.Lynch	1	2	3	0	0	0	1	0	0	0	0	2	0	0	0	0	0	0	0	0
R.Bullough	1	2	3	0	0	0	0	0	1	0	0	0	1	0	0	0	0	0	0	0
J.Pierre-Paul	2	0	2	0	0	0	1	0	0	0	0	0	0	0	0	0	0	0	0	0
J.Whitehead	2	0	2	0	0	0	0	0	2	0	0	0	0	0	0	0	0	0	0	0
J.Evans	2	0	2	0	0	0	0	0	1	0	0	0	0	0	0	0	0	0	0	0
D.Lambert	2	0	2	0	0	0	0	0	1	0	0	0	0	0	0	0	0	0	0	0
C.Conte	2	0	2	0	0	0	0	0	0	0	0	0	0	0	0	0	0	0	0	0
P.O'Connor	1	1	2	0.5	0	0	1	0	1	0	0	0	0	0	0	0	0	0	0	0
J.Cichy	1	1	2	0	0	0	0	0	0	0	0	0	0	0	0	0	0	0	0	0
W.Clarke	0	2	2	0	0	0	0	0	0	0	0	0	0	0	0	0	0	0	0	0
G.McCoy	1	0	1	1	6	1	1	0	0	0	0	0	0	0	0	0	0	0	0	0
L.David	1	0	1	0	0	0	0	0	0	0	0	0	0	0	0	0	0	0	0	0
J.Ugokwe	1	0	1	0	0	0	0	0	0	0	0	0	0	0	0	0	0	0	0	0
N.Spence	0	1	1	0.5	0	0	1	0	0	0	0	0	0	0	0	0	0	0	0	0
I.Johnson	0	1	1	0	0	0	0	0	0	0	1	0	0	0	0	0	0	0	0	0
S.Tu'ikolovatu	0	1	1	0	0	0	0	0	0	0	0	0	0	0	0	0	0	0	0	0
A.Taylor	0	1	1	0	0	0	0	0	0	0	0	0	0	0	0	0	0	0	0	0
K.Tandy	0	1	1	0	0	0	0	0	0	0	0	0	0	0	0	0	0	0	0	0
V.Curry	0	0	0	0	0	0	1	0	0	0	0	0	0	0	0	0	0	0	0	0
K.Alexander	0	0	0	0	0	0	0	0	1	0	0	0	0	0	0	0	0	0	0	0
D.Ogunbowale	0	0	0	0	0	0	0	0	0	0	0	1	0	0	0	0	0	0	0	0
E.Philips	0	0	0	0	0	0	0	0	0	0	0	0	1	0	0	0	0	0	0	0
E.Nzeocha	0	0	0	0	0	0	0	0	0	0	0	0	1	0	0	0	0	0	0	0
M.Liedtke	0	0	0	0	0	0	0	0	0	0	0	0	0	0	0	0	1	0	0	0
Total	38	18	56	2	6	1	7	1	10	1	1	3	3	0	0	0	1	0	0	0

TKL = Tackle AST = Assist COMB = Combined QH=QB Hit IN = Interception PD = Pass Defense FF = Forced Fumble FR = Fumble Recovery



Tampa Bay Buccaneers vs Miami Dolphins  
8/9/2018 at Hard Rock Stadium

## Final Defensive Statistics

Miami Dolphins	Regular Defensive Plays											Special Teams					Misc			
	TKL	AST	COMB	SK	/ YDS	TFL	QH	IN	PD	FF	FR	TKL	AST	FF	FR	BL	TKL	AST	FF	FR
C.Armstrong	5	0	5	0	0	0	0	0	0	0	0	0	0	0	0	0	0	0	0	0
C.Allen	4	1	5	0	0	0	0	0	0	1	0	0	0	0	0	0	0	0	0	0
J.Baker	2	3	5	0	0	1	0	0	0	0	0	0	0	0	0	0	0	0	0	0
J.Woodard	4	0	4	0	0	1	1	0	0	0	0	0	0	0	0	0	0	0	0	0
Q.Poling	2	2	4	0	0	0	0	0	0	0	0	1	0	0	0	0	0	0	0	0
T.Calhoun	2	2	4	0	0	0	0	0	0	0	0	0	0	0	0	0	0	0	0	0
T.Elston	2	2	4	0	0	0	0	0	0	0	0	0	0	0	0	0	0	0	0	0
C.Tankersley	3	0	3	0	0	0	0	0	0	0	0	0	0	0	0	0	0	0	0	0
M.Fitzpatrick	2	1	3	0	0	0	0	0	1	0	0	0	0	0	0	0	0	0	0	0
T.McTyer	2	1	3	0	0	0	0	0	0	0	0	0	0	0	0	0	0	0	0	0
J.Pittman	1	2	3	0	0	0	0	0	0	0	0	0	0	0	0	0	0	0	0	0
V.Taylor	2	0	2	1	10	1	1	0	0	0	0	0	0	0	0	0	0	0	0	0
W.Aikens	2	0	2	0	0	0	0	0	1	0	0	0	0	0	0	0	0	0	0	0
A.Moten	2	0	2	0	0	0	0	0	0	0	0	0	0	0	0	0	0	0	0	0
X.Howard	1	1	2	0	0	0	0	0	0	0	0	0	0	0	0	0	0	0	0	0
K.Alonso	1	1	2	0	0	0	0	0	0	0	0	0	0	0	0	0	0	0	0	0
D.Godchaux	1	1	2	0	0	0	0	0	0	0	0	0	0	0	0	0	0	0	0	0
Q.Redmon	1	1	2	0	0	0	0	0	0	0	0	0	0	0	0	0	0	0	0	0
J.Lucas	0	2	2	0	0	0	0	0	1	0	1	0	0	0	0	0	0	0	0	0
J.Phillips	0	2	2	0	0	0	0	0	0	0	0	0	0	0	0	0	0	0	0	0
F.Ginda	0	2	2	0	0	0	0	0	0	0	0	0	0	0	0	0	0	0	0	0
R.Quinn	1	0	1	0	0	0	0	0	0	0	0	0	0	0	0	0	0	0	0	0
A.Branch	1	0	1	0	0	1	0	0	0	0	0	0	0	0	0	0	0	0	0	0
C.Harris	1	0	1	0	0	0	0	0	0	0	0	0	0	0	0	0	0	0	0	0
M.Smith	1	0	1	0	0	0	0	0	0	0	0	0	0	0	0	0	0	0	0	0
C.Collins	1	0	1	0	0	0	0	0	0	0	0	0	0	0	0	0	0	0	0	0
T.McDonald	0	1	1	0	0	0	0	0	0	0	0	0	0	0	0	0	0	0	0	0
R.McMillan	0	1	1	0	0	0	0	0	0	0	0	0	0	0	0	0	0	0	0	0
A.Spence	0	1	1	0	0	0	0	0	0	0	0	0	0	0	0	0	0	0	0	0
Ja.Davis	0	1	1	0	0	0	0	0	0	0	0	0	0	0	0	0	0	0	0	0
C.Mathieu	0	1	1	0	0	0	0	0	0	0	0	0	0	0	0	0	0	0	0	0
G.Wright	0	1	1	0	0	0	0	0	0	0	0	0	0	0	0	0	0	0	0	0
J.Alston	0	1	1	0	0	0	0	0	0	0	0	0	0	0	0	0	0	0	0	0
S.Perry	0	0	0	0	0	0	0	0	0	0	0	2	0	0	0	0	0	0	0	0
B.Howell	0	0	0	0	0	0	0	0	0	0	0	1	0	0	0	0	0	0	0	0
B.Osweiler	0	0	0	0	0	0	0	0	0	0	0	0	0	0	0	0	1	0	0	0
<b>Total</b>	<b>44</b>	<b>31</b>	<b>75</b>	<b>1</b>	<b>10</b>	<b>4</b>	<b>2</b>	<b>0</b>	<b>3</b>	<b>1</b>	<b>1</b>	<b>4</b>	<b>0</b>	<b>0</b>	<b>0</b>	<b>0</b>	<b>1</b>	<b>0</b>	<b>0</b>	<b>0</b>





Tampa Bay Buccaneers vs Miami Dolphins  
8/9/2018 at Hard Rock Stadium

First Half Summary

PERIOD SCORES						TIME OF POSSESSION													
Buccaneers		6 10 = 16				Buccaneers		13:18											
Dolphins		3 7 = 10				Dolphins		16:42											
Scoring Plays																			
Team	Qtr	Time	Play Description (Extra Point) (Drive Info)						Visitor	Home									
Buccaneers	1	7:06	P.Barber 4 yd. run (kick failed, wl) (6-57, 3:07)						6	0									
Dolphins	1	3:49	J.Sanders 29 yd. Field Goal (8-66, 3:17)						6	3									
Buccaneers	2	11:12	R.Jones 2 yd. run (C.Catanzaro kick) (5-32, 2:26)						13	3									
Buccaneers	2	7:05	C.Catanzaro 27 yd. Field Goal (6-40, 2:37)						16	3									
Dolphins	2	2:49	S.Perry 7 yd. run (J.Sanders kick) (8-75, 4:16)						16	10									
Tampa Bay Buccaneers								Miami Dolphins											
TOTAL FIRST DOWNS								14 15											
First Downs Rushing-Passing-by Penalty								5 - 9 - 0 6 - 8 - 1											
THIRD DOWN EFFICIENCY								2-6-33% 0-6-0%											
TOTAL NET YARDS								186 203											
Total Offensive Plays								35 38											
NET YARDS RUSHING								39 87											
NET YARDS PASSING								147 116											
Gross Yards Passing								157 122											
Times thrown-yards lost attempting to pass								1-10 2-6											
Pass Attempts-Completions-Had Intercepted								21 - 17 - 0 21 - 13 - 0											
Punts-Number and Average								2 - 34.5 2 - 45											
Penalties-Number and Yards								3 - 34 3 - 22											
Fumbles-Number and Lost								0 - 0 1 - 1											
Red Zone Efficiency								2-3-67% 1-2-50%											
Average Drive Start								TB 42 MIA 19											
Tampa Bay Buccaneers						Miami Dolphins													
RUSHING		ATT	YDS	AVG	LG	TD	RUSHING		ATT	YDS	AVG	LG	TD						
P.Barber		4	21	5.3	9	1	K.Ballage		9	37	4.1	14	0						
R.Fitzpatrick		2	11	5.5	9	0	S.Perry		3	34	11.3	15	1						
R.Jones		7	7	1.0	5	1	K.Drake		3	16	5.3	10	0						
Total		13	39	3.0	9	2	Total		15	87	5.8	15	1						
PASSING		ATT	CMP	YDS	SK/YD	TD	LG	IN	RT	PASSING		ATT	CMP	YDS	SK/YD	TD	LG	IN	RT
J.Winston		13	11	102	1/10	0	20	0	99.4	D.Fales		8	5	65	1/6	0	16	0	88.0
R.Fitzpatrick		8	6	55	0/0	0	18	0	93.2	B.Osweller		7	4	25	1/0	0	9	0	64.6
										R.Tannehill		6	4	32	0/0	0	15	0	79.9
Total		21	17	157	1/10	0	20	0	97.8	Total		21	13	122	2/6	0	16	0	77.9
PASS RECEIVING		TAR	REC	YDS	AVG	LG	TD	PASS RECEIVING		TAR	REC	YDS	AVG	LG	TD				
C.Brake		5	5	48	9.6	20	0	K.Ballage		5	3	23	7.7	10	0				
M.Evans		2	2	26	13.0	14	0	A.Wilson		2	2	31	15.5	16	0				
C.Godwin		3	2	17	8.5	12	0	K.Stills		2	2	20	10.0	15	0				
J.Rodgers		3	2	7	3.5	7	0	I.Ford		2	1	16	16.0	16	0				
P.Barber		2	2	-1	-0.5	2	0	R.Scott		1	1	9	9.0	9	0				
F.Martino		1	1	19	19.0	19	0	S.Perry		1	1	8	8.0	8	0				
D.Jackson		1	1	18	18.0	18	0	K.Drake		1	1	7	7.0	7	0				
J.Watson		1	1	16	16.0	16	0	D.Amendola		2	1	5	5.0	5	0				
B.Wilson		2	1	7	7.0	7	0	T.Duarte		1	1	3	3.0	3	0				
R.Jones		1	0	0	0.0	0	0	M.Gesicki		2	0	0	0.0	0	0				
								J.Grant		1	0	0	0.0	0	0				
								L.Carroo		1	0	0	0.0	0	0				
Total		21	17	157	9.2	20	0	Total		21	13	122	9.4	16	0				
Tampa Bay Buccaneers				Regular Defensive Plays				Special Teams				Misc							



Tampa Bay Buccaneers vs Miami Dolphins  
8/9/2018 at Hard Rock Stadium

First Half Summary

	TKL	AST	COMB	SK	/ YDS	TFL	Q	IN	PD	FF	FR	TKL	AST	FF	FR	BL	TKL	AST	FF	FR
R.Smith	5	1	6	0	0	0	0	0	0	1	0	0	0	0	0	0	0	0	0	0
C.Davis	5	0	5	0	0	0	0	0	2	0	0	0	0	0	0	0	0	0	0	0
C.Conte	2	0	2	0	0	0	0	0	0	0	0	0	0	0	0	0	0	0	0	0
J.Evans	2	0	2	0	0	0	0	0	1	0	0	0	0	0	0	0	0	0	0	0
Total	14	1	15	0	0	0	0	0	3	1	0	0	0	0	0	0	0	0	0	0

Miami Dolphins	Regular Defensive Plays											Special Teams					Misc			
	TKL	AST	COMB	SK	/ YDS	TFL	QH	IN	PD	FF	FR	TKL	AST	FF	FR	BL	TKL	AST	FF	FR
J.Baker	2	3	5	0	0	1	0	0	0	0	0	0	0	0	0	0	0	0	0	0
C.Tankersley	3	0	3	0	0	0	0	0	0	0	0	0	0	0	0	0	0	0	0	0
M.Fitzpatrick	2	1	3	0	0	0	0	0	1	0	0	0	0	0	0	0	0	0	0	0
T.McTyer	2	1	3	0	0	0	0	0	0	0	0	0	0	0	0	0	0	0	0	0
Total	9	5	14	0	0	1	0	0	1	0	0	0	0	0	0	0	0	0	0	0



Tampa Bay Buccaneers vs Miami Dolphins at Hard Rock Stadium

Play By Play

First Quarter

8/9/2018

MIA wins toss, elects to Receive, and TB elects to defend the East goal.

C.Catanzaro kicks 65 yards from TB 35 to end zone, Touchback.

Miami Dolphins at 15:00

1-10-MIA 25	(15:00) R.Tannehill pass short right to K.Stills ran ob at MIA 40 for 15 yards.	P1
<u>1-10-MIA 40</u>	(14:36) (Shotgun) R.Tannehill pass short middle to K.Drake to MIA 47 for 7 yards (C.Davis).	
2-3-MIA 47	(14:05) (No Huddle, Shotgun) R.Tannehill pass short right to K.Stills to TB 48 for 5 yards (C.Davis).	P2
<u>1-10-TB 48</u>	(13:40) (No Huddle) K.Drake right end to TB 46 for 2 yards (G.McCoy).	
	<i>PENALTY on MIA-J.James, Offensive Holding, 10 yards, enforced at TB 48 - No Play.</i>	
1-20-MIA 42	(13:06) (Shotgun) R.Tannehill pass short left to D.Amendola to MIA 47 for 5 yards (J.Pierre-Paul).	
2-15-MIA 47	(12:36) (Shotgun) K.Drake right guard to TB 49 for 4 yards (J.Pierre-Paul).	
3-11-TB 49	(12:08) (Shotgun) K.Drake right guard to TB 39 for 10 yards (J.Evans).	
4-1-TB 39	(12:08) K.Drake right guard to TB 37 for 2 yards (L.David).	R3
<u>1-10-TB 37</u>	(11:10) (No Huddle) K.Ballage left end to TB 35 for 2 yards (C.Conte).	
2-8-TB 35	(10:29) R.Tannehill pass incomplete deep middle to D.Amendola (J.Evans).	
3-8-TB 35	(10:23) (No Huddle, Shotgun) R.Tannehill pass incomplete short middle to K.Ballage (K.Alexander).	
4-8-TB 35	(10:18) (Field Goal formation) J.Sanders 53 yard field goal is No Good, Wide Left, Center-J.Denney, Holder-M.Haack.	

Tampa Bay Buccaneers at 10:13

1-10-TB 43	(10:13) R.Fitzpatrick pass deep left to D.Jackson ran ob at MIA 39 for 18 yards.	P1
<u>1-10-MIA 39</u>	(9:46) R.Fitzpatrick pass short middle to M.Evans to MIA 25 for 14 yards (X.Howard).	P2
<u>1-10-MIA 25</u>	(9:17) <i>PENALTY on MIA-D.Godchaux, Encroachment, 5 yards, enforced at MIA 25 - No Play.</i>	
1-5-MIA 20	(9:01) P.Barber left guard to MIA 11 for 9 yards (X.Howard; K.Alonso).	R3
<u>1-10-MIA 11</u>	(8:27) P.Barber right tackle to MIA 6 for 5 yards (R.Quinn, M.Fitzpatrick).	
2-5-MIA 6	(7:54) (Shotgun) R.Fitzpatrick right tackle to MIA 4 for 2 yards (K.Alonso).	
3-3-MIA 4	(7:11) <b>P.Barber up the middle for 4 yards, TOUCHDOWN.</b>	R4
	C.Catanzaro extra point is No Good, Wide Left, Center-D.Ferris, Holder-B.Anger.	

**TB 6 MIA 0, 6 plays, 57 yards, 1 penalty, 3:07 drive, 7:54 elapsed**

C.Catanzaro kicks 67 yards from TB 35 to MIA -2. J.Grant to MIA 23 for 25 yards (C.Lynch).

Miami Dolphins at 7:06, (1st play from scrimmage 7:01)

1-10-MIA 23	(7:01) K.Ballage right guard ran ob at MIA 37 for 14 yards (R.Smith).	R4
<u>1-10-MIA 37</u>	(6:42) (Shotgun) D.Fales sacked at MIA 31 for -6 yards (G.McCoy).	
2-16-MIA 31	(5:56) D.Fales pass short right to A.Wilson to MIA 47 for 16 yards (C.Davis) [V.Curry].	P5
<u>1-10-MIA 47</u>	(5:27) (No Huddle) D.Fales pass short left to A.Wilson to TB 38 for 15 yards (R.Smith).	P6
<u>1-10-TB 38</u>	(4:43) (No Huddle, Shotgun) D.Fales pass incomplete deep left to J.Grant.	
	<i>PENALTY on TB-R.Smith, Defensive Pass Interference, 24 yards, enforced at TB 38 - No Play.</i>	
<u>1-10-TB 14</u>	(4:36) D.Fales pass incomplete short left to M.Gesicki.	X7
2-10-TB 14	(4:31) (Shotgun) K.Ballage up the middle to TB 11 for 3 yards (C.Conte).	
3-7-TB 11	(3:56) (No Huddle, Shotgun) D.Fales pass incomplete short left to M.Gesicki [J.Pierre-Paul].	
4-7-TB 11	(3:52) (Field Goal formation) J.Sanders 29 yard field goal is GOOD, Center-J.Denney, Holder-M.Haack.	

**TB 6 MIA 3, 8 plays, 66 yards, 1 penalty, 3:17 drive, 11:11 elapsed**

J.Sanders kicks 67 yards from MIA 35 to TB -2. B.Wilson pushed ob at TB 25 for 27 yards (S.Perry).

Tampa Bay Buccaneers at 3:49, (1st play from scrimmage 3:41)

1-10-TB 25	(3:41) P.Barber up the middle to TB 28 for 3 yards (D.Godchaux).	
2-7-TB 28	(3:10) (No Huddle, Shotgun) R.Fitzpatrick pass short right to M.Evans to TB 40 for 12 yards (M.Fitzpatrick).	P5
<u>1-10-TB 40</u>	(2:36) (No Huddle, Shotgun) R.Fitzpatrick pass short right to P.Barber to TB 42 for 2 yards (T.McDonald; R.McMillan).	
2-8-TB 42	(2:02) (Shotgun) R.Fitzpatrick scrambles right end to MIA 49 for 9 yards (J.Baker; A.Spence).	R6
<u>1-10-MIA 49</u>	(1:28) (No Huddle, Shotgun) R.Fitzpatrick pass short right to C.Godwin to MIA 37 for 12 yards (C.Tankersley).	P7
<u>1-10-MIA 37</u>	(1:06) (No Huddle, Shotgun) R.Fitzpatrick pass short right to P.Barber to MIA 40 for -3 yards (A.Branch, J.Baker).	
2-13-MIA 40	(:37) (No Huddle, Shotgun) R.Fitzpatrick pass incomplete deep left to C.Godwin (M.Fitzpatrick).	
3-13-MIA 40	(:35) (Shotgun) R.Fitzpatrick pass incomplete short left to R.Jones.	
4-13-MIA 40	(:30) (Punt formation) B.Anger punts 29 yards to MIA 11, Center-D.Ferris, fair catch by J.Grant.	



Tampa Bay Buccaneers vs Miami Dolphins at Hard Rock Stadium

Miami Dolphins at 0:24

1-10-MIA 11 (:24) New QB - #8 B.Osweiler K.Ballage left guard to MIA 20 for 9 yards (J.Evans).

END OF QUARTER	Score	Time	First Downs				Efficiencies	
		Poss	R	P	X	T	3 Down	4 Down
Tampa Bay Buccaneers	6	6:32	3	4	0	7	1/2	0/0
Miami Dolphins	3	8:28	2	4	1	7	0/3	1/1



Tampa Bay Buccaneers vs Miami Dolphins at Hard Rock Stadium

Second Quarter

8/9/2018

Play By Play

Miami Dolphins continued.

2-1-MIA 20	(15:00) (Shotgun) K.Ballage right guard to MIA 23 for 3 yards (W.Gholston).	R8
<u>1-10-MIA 23</u>	(14:31) (No Huddle) B.Oswieiler pass incomplete deep left to J.Grant (C.Davis).	
2-10-MIA 23	(14:24) (Shotgun) K.Ballage left tackle to MIA 25 for 2 yards (S.Tu'ikolovatu; W.Gholston).	
3-8-MIA 25	(13:49) (Shotgun) B.Oswieiler pass short left to K.Ballage to MIA 35 for 10 yards (R.Smith). FUMBLES (R.Smith), RECOVERED by TB-L.Johnson at MIA 34. I.Johnson to MIA 32 for 2 yards (B.Oswieiler).	

Tampa Bay Buccaneers at 13:38

1-10-MIA 32	(13:38) New QB 8 A. Allen J.Winston pass short right to C.Godwin to MIA 27 for 5 yards (C.Tankersley).	
2-5-MIA 27	(12:59) R.Jones up the middle to MIA 22 for 5 yards (M.Fitzpatrick).	R8
<u>1-10-MIA 22</u>	(12:25) (No Huddle, Shotgun) J.Winston pass short middle to F.Martino to MIA 3 for 19 yards (T.McTyer).	P9
<u>1-3-MIA 3</u>	(11:46) R.Jones up the middle to MIA 2 for 1 yard (C.Harris). MIA-M.Hull was injured during the play. He is Out.	
2-2-MIA 2	<b>(11:17) R.Jones left tackle for 2 yards, TOUCHDOWN.</b>	R10
	C.Catanzaro extra point is GOOD, Center-D.Ferris, Holder-B.Anger.	

TB 13 MIA 3, 5 plays, 32 yards, 2:26 drive, 3:48 elapsed

C.Catanzaro kicks 66 yards from TB 35 to MIA -1. K.Ballage to MIA 22 for 23 yards (C.Lynch, R.Bullough).

Miami Dolphins at 11:12, (1st play from scrimmage 11:06)

1-10-MIA 22	(11:06) K.Ballage left end to MIA 21 for -1 yards (C.Lynch; W.Clarke).	
2-11-MIA 21	(10:36) (Shotgun) B.Oswieiler sacked at MIA 21 for 0 yards (sack split by P.O'Connor and N.Spence).	
3-11-MIA 21	(10:02) (Shotgun) B.Oswieiler pass incomplete deep right to I.Ford.	
4-11-MIA 21	(9:54) (Punt formation) M.Haack punts 40 yards to TB 39, Center-L.Gravelle. B.Reedy to MIA 49 for 12 yards (S.Perry).	

Tampa Bay Buccaneers at 9:42

1-10-MIA 49	(9:42) J.Winston pass short middle to C.Brato to MIA 32 for 17 yards (W.Aikens).	P11
<u>1-10-MIA 32</u>	(9:07) J.Winston pass deep middle to J.Watson to MIA 16 for 16 yards (T.McTyer).	P12
<u>1-10-MIA 16</u>	(8:29) (Shotgun) J.Winston pass incomplete short middle to B.Wilson (W.Aikens).	
2-10-MIA 16	(8:25) R.Jones left end to MIA 16 for no gain (C.Allen, D.Godchaux).	
	Timeout #1 by TB at 07:37.	
3-10-MIA 16	(7:37) (Shotgun) J.Winston pass short left to J.Rodgers to MIA 9 for 7 yards (J.Baker).	
4-3-MIA 9	<b>(7:07) (Field Goal formation) C.Catanzaro 27 yard field goal is GOOD, Center-D.Ferris, Holder-B.Anger.</b>	

TB 16 MIA 3, 6 plays, 40 yards, 2:37 drive, 7:55 elapsed

C.Catanzaro kicks 65 yards from TB 35 to end zone, Touchback.

Miami Dolphins at 7:05

1-10-MIA 25	(7:05) New QB - #9 D.Fales D.Fales pass incomplete short right to L.Caroo (C.Davis).	
2-10-MIA 25	(6:59) (Shotgun) K.Ballage right guard to MIA 24 for -1 yards (P.O'Connor; R.Bullough).	
	<i>PENALTY on TB-N.Spence, Defensive Offside, 5 yards, enforced at MIA 25 - No Play.</i>	
2-5-MIA 30	(6:48) (Shotgun) D.Fales pass short left to K.Ballage to MIA 40 for 10 yards (P.O'Connor).	P9
<u>1-10-MIA 40</u>	(6:12) K.Ballage left tackle to MIA 42 for 2 yards (W.Clarke; A.Taylor).	
2-8-MIA 42	(5:38) (No Huddle, Shotgun) D.Fales pass short middle to S.Perry to 50 for 8 yards (K.Tandy; R.Bullough).	P10
<u>1-10-50</u>	(4:53) S.Perry left tackle to TB 35 for 15 yards (R.Smith).	P11
<u>1-10-TB 35</u>	(4:14) D.Fales pass short right to I.Ford to TB 19 for 16 yards (R.Smith).	P12
<u>1-10-TB 19</u>	(3:39) S.Perry up the middle to TB 7 for 12 yards (M.Stewart; R.Smith).	R13
<u>1-7-TB 7</u>	<b>(2:53) S.Perry right guard for 7 yards, TOUCHDOWN.</b>	R14
	J.Sanders extra point is GOOD, Center-J.Denney, Holder-M.Haack.	

TB 16 MIA 10, 8 plays, 75 yards, 1 penalty, 4:16 drive, 12:11 elapsed

G.Joseph kicks 60 yards from MIA 35 to TB 5, out of bounds.

Tampa Bay Buccaneers at 2:49

1-10-TB 40	(2:49) R.Jones right end to TB 39 for -1 yards (J.Baker; J.Phillips).	
2-11-TB 39	(2:20) (Shotgun) J.Winston pass deep right to C.Brato to MIA 41 for 20 yards (W.Aikens).	P13

Two-Minute Warning

<u>1-10-MIA 41</u>	(2:00) (Shotgun) <i>PENALTY on TB-C.Benenocho, False Start, 5 yards, enforced at MIA 41 - No Play.</i>	
1-15-MIA 46	(2:00) (Shotgun) J.Winston sacked at TB 44 for -10 yards (V.Taylor).	
	Timeout #1 by MIA at 01:54.	





Tampa Bay Buccaneers vs Miami Dolphins at Hard Rock Stadium

2-25-TB 44	(1:54) J.Winston pass short left to J.Rodgers to TB 44 for no gain (V.Taylor). Timeout #2 by MIA at 01:47.	
3-25-TB 44	(1:47) (Shotgun) R.Jones up the middle to TB 46 for 2 yards (J.Woodard). <i>Penalty on TB-M.Liedtke, Offensive Holding, declined.</i>	
4-23-TB 46	(1:43) (Punt formation) B.Anger punts 40 yards to MIA 14, Center-D.Ferris, fair catch by D.Morgan. <i>PENALTY on MIA-J.Langford, Defensive Holding, 7 yards, enforced at MIA 14.</i>	
<b>Miami Dolphins at 1:36</b>		
1-10-MIA 7	(1:36) New QB - #8 B.Osweiler (Shotgun) K.Ballage right guard to MIA 10 for 3 yards (C.Davis). Timeout #2 by TB at 01:32.	
2-7-MIA 10	(1:32) (Shotgun) B.Osweiler pass short right to R.Scott to MIA 19 for 9 yards (C.Davis, N.Harris).	P15
<u>1-10-MIA 19</u>	(1:06) (Shotgun) B.Osweiler pass short left to T.Duarte to MIA 22 for 3 yards (J.Elliott).	
2-7-MIA 22	(1:05) (Shotgun) B.Osweiler pass short middle to K.Ballage to MIA 26 for 4 yards (N.Harris).	
3-3-MIA 26	(:39) (No Huddle, Shotgun) B.Osweiler pass incomplete short middle to K.Ballage (P.O'Connor).	
4-3-MIA 26	(:39) (Punt formation) M.Haack punts 50 yards to TB 24, Center-L.Gravelle, fair catch by B.Reedy.	
<b>Tampa Bay Buccaneers at 0:30</b>		
1-10-TB 24	(:30) (Shotgun) J.Winston pass short right to C.Brake to TB 28 for 4 yards (C.Tankersley).	
2-6-TB 28	(:26) (Shotgun) J.Winston pass incomplete short right to J.Rodgers [J.Woodard].	
3-6-TB 28	(:20) (Shotgun) J.Winston pass short left to B.Wilson to TB 35 for 7 yards (Ja.Davis; T.McTyer). Timeout #3 by TB at 00:14.	P14
<u>1-10-TB 35</u>	(:14) (Shotgun) J.Winston pass short left to C.Brake ran ob at TB 42 for 7 yards.	
2-3-TB 42	(:09) (Shotgun) J.Winston pass short left to C.Brake ran ob at TB 42 for no gain.	
3-3-TB 42	(:02) (Shotgun) R.Jones up the middle to TB 40 for -2 yards (J.Baker, J.Phillips).	

END OF QUARTER	Score	Time Poss	First Downs					Efficiencies	
			R	P	X	T	3 Down	4 Down	
Tampa Bay Buccaneers	16	6:46	2	5	0	7	1/4	0/0	
Miami Dolphins	10	8:14	4	4	0	8	0/3	0/0	



Tampa Bay Buccaneers vs Miami Dolphins at Hard Rock Stadium

### Play By Play

TB elects to Receive, and MIA elects to defend the goal.

G.Joseph kicks 67 yards from MIA 35 to TB -2. D.Ogunbowale to TB 20 for 22 yards.

*PENALTY on TB-A.Johnson, Illegal Block Above the Waist, 10 yards, enforced at TB 20.*

#### Tampa Bay Buccaneers at 15:00, (1st play from scrimmage 14:52)

- 1-10-TB 10 (14:52) New QB - #4 R.Griffin R.Jones up the middle to TB 12 for 2 yards (J.Woodard).  
2-8-TB 12 (14:23) R.Griffin pass short middle to J.Watson to TB 18 for 6 yards (C.Allen). FUMBLES (C.Allen), RECOVERED by MIA-J.Lucas at TB 20. J.Lucas to TB 13 for 7 yards (M.Liedtke).

#### Miami Dolphins at 14:12

- 1-10-TB 13 (14:12) *(Shotgun) PENALTY on MIA, Delay of Game, 5 yards, enforced at TB 13 - No Play.*  
1-15-TB 18 (14:12) B.Osweller pass short left to T.Duarte pushed ob at TB 5 for 13 yards (J.Elliott).  
2-2-TB 5 (14:04) (Shotgun) K.Ballage up the middle to TB 5 for no gain (J.Whitehead).  
3-2-TB 5 (13:32) (Shotgun) B.Osweller pass incomplete short middle [W.Gholston].  
4-2-TB 5 (13:26) **(Field Goal formation) J.Sanders 23 yard field goal is GOOD, Center-J.Denney, Holder-M.Haack.**

**TB 16 MIA 13, 4 plays, 8 yards, 0:49 drive, 1:37 elapsed**

G.Joseph kicks 60 yards from MIA 35 to TB 5. D.Ogunbowale to TB 24 for 19 yards (Q.Poling).

*PENALTY on TB-T.Hudson, Defensive Holding, 12 yards, enforced at TB 24.*

#### Tampa Bay Buccaneers at 13:23, (1st play from scrimmage 13:16)

- 1-10-TB 12 (13:16) R.Griffin pass incomplete short right to B.Wilson.  
2-10-TB 12 (13:13) (Shotgun) R.Griffin pass short right to A.Auclair to TB 17 for 5 yards (C.Allen).  
*PENALTY on MIA-M.Smith, Lowering the Head to Initiate Contact, 15 yards, enforced at TB 17.* X15  
1-10-TB 32 (12:50) R.Griffin pass incomplete short left.  
2-10-TB 32 (12:44) B.Wilson left end to TB 44 for 12 yards. R16  
1-10-TB 44 (12:11) C.Sims up the middle to TB 49 for 5 yards (C.Allen).  
2-5-TB 49 (11:44) R.Griffin pass incomplete short left.  
3-5-TB 49 (11:38) (Shotgun) R.Griffin pass short left to J.Watson to MIA 43 for 8 yards (T.Calhoun). P17  
1-10-MIA 43 (11:16) C.Sims up the middle to MIA 44 for -1 yards (Q.Redmon).  
*PENALTY on MIA, Defensive Holding, 5 yards, enforced at MIA 43 - No Play.*  
1-10-MIA 38 (10:53) Officials moved first down marker 5 yards downfield R.Griffin pass short right to B.Wilson to MIA 29 for 9 yards (C.Armstrong).  
2-1-MIA 29 (10:23) C.Sims right end to MIA 29 for no gain (C.Armstrong).  
3-1-MIA 29 (9:47) D.Ogunbowale right end to MIA 29 for no gain (C.Mathieu; C.Allen).  
4-1-MIA 29 (8:48) D.Ogunbowale right end to MIA 28 for 1 yard (Q.Redmon). R18  
1-10-MIA 28 (8:13) (Shotgun) R.Griffin pass incomplete short middle to J.Reese (J.Lucas).  
2-10-MIA 28 (8:06) R.Griffin pass short right to B.Wilson to MIA 28 for no gain (C.Armstrong, J.Pittman).  
3-10-MIA 28 (7:25) (Shotgun) R.Griffin pass short middle to A.Cross to MIA 14 for 14 yards (M.Smith). P19  
1-10-MIA 14 (6:45) (Shotgun) R.Griffin pass short right to B.Wilson ran ob at MIA 9 for 5 yards.  
2-5-MIA 9 (6:21) C.Sims right end to MIA 10 for -1 yards (J.Woodard, G.Wright).  
3-6-MIA 10 (5:44) **(Shotgun) R.Griffin pass short middle to A.Cross for 10 yards, TOUCHDOWN.** P20  
C.Catanzaro extra point is GOOD, Center-D.Ferris, Holder-B.Anger.

**TB 23 MIA 13, 17 plays, 88 yards, 2 penalties, 7:44 drive, 9:21 elapsed**

C.Catanzaro kicks 73 yards from TB 35 to MIA -8. Ja.Davis to MIA 19 for 27 yards (D.Ogunbowale).

#### Miami Dolphins at 5:39, (1st play from scrimmage 5:35)

- 1-10-MIA 19 (5:35) New QB - #9 D.Fales D.Fales pass deep middle to F.Owusu to TB 36 for 45 yards (J.Elliott). P16  
1-10-TB 36 (4:52) D.Fales pass short left to F.Owusu to TB 33 for 3 yards (J.Elliott).  
2-7-TB 33 (4:17) S.Perry up the middle to TB 32 for 1 yard (W.Gholston).  
3-6-TB 32 (3:45) (Shotgun) D.Fales pass short left to S.Perry to TB 30 for 2 yards (N.Harris).  
4-4-TB 30 (2:57) **(Field Goal formation) G.Joseph 48 yard field goal is GOOD, Center-J.Denney, Holder-M.Haack.**

**TB 23 MIA 16, 5 plays, 51 yards, 2:46 drive, 12:07 elapsed**

G.Joseph kicks 67 yards from MIA 35 to TB -2. D.Ogunbowale to TB 16 for 18 yards (B.Howell).

#### Tampa Bay Buccaneers at 2:53, (1st play from scrimmage 2:46)

- 1-10-TB 16 (2:46) C.Sims left tackle to TB 16 for no gain (A.Moten).  
2-10-TB 16 (2:13) C.Sims right end to TB 18 for 2 yards (A.Moten, J.Pittman).



Tampa Bay Buccaneers vs Miami Dolphins at Hard Rock Stadium

3-8-TB 18 (1:42) (Shotgun) R.Griffin pass short left to B.Reedy to TB 23 for 5 yards (T.Calhoun).  
4-3-TB 23 (1:01) (Punt formation) B.Anger punts 38 yards to MIA 39, Center-D.Ferris, out of bounds.

Miami Dolphins at 0:53

1-10-MIA 39 (:53) New QB - #8 B.Osweiler B.Osweiler pass incomplete short right to M.Lewis (J.Whitehead).  
2-10-MIA 39 (:46) (Shotgun) B.Osweiler pass short middle to F.Owusu to 50 for 11 yards (R.Bullough).  
1-10-50 (:05) (Shotgun) B.Osweiler pass incomplete deep right to F.Owusu.

P17

END OF QUARTER

	Score	Time Poss	First Downs				Efficiencies	
			R	P	X	T	3 Down	4 Down
Tampa Bay Buccaneers	23	10:32	2	3	1	6	3/5	1/1
Miami Dolphins	16	4:28	0	2	0	2	0/2	0/0



Tampa Bay Buccaneers vs Miami Dolphins at Hard Rock Stadium

Fourth Quarter

8/9/2018

Play By Play

Miami Dolphins continued.

2-10-50	(15:00) (Shotgun) B.Howell right guard to TB 42 for 8 yards (L.Johnson; C.Lynch).	
3-2-TB 42	(14:23) (Shotgun) B.Oswailer pass incomplete short middle to D.Morgan (R.Bullough).	
4-2-TB 42	(14:18) (Shotgun) B.Oswailer pass short right to D.Morgan to TB 34 for 8 yards (J.Elliott).	P18
<u>1-10-TB 34</u>	(13:46) (Shotgun) B.Howell right tackle to TB 30 for 4 yards (D.Lambert).	
2-6-TB 30	Tampa Bay challenged the fumble ruling, and the play was Upheld. The ruling on the field stands. (Timeout #1.) (13:21) B.Oswailer pass incomplete deep right to M.Lewis.	
3-6-TB 30	(13:13) (Shotgun) B.Oswailer pass short middle to R.Scott to TB 20 for 10 yards (M.Stewart).	P19
<u>1-10-TB 20</u>	(12:36) B.Howell left end to TB 17 for 3 yards (D.Lambert).	
2-7-TB 17	(12:03) (Shotgun) B.Oswailer pass incomplete short left to B.Howell (D.Lambert).	
3-7-TB 17	(12:00) (Shotgun) B.Oswailer pass short middle to B.Radcliff to TB 8 for 9 yards (J.Ugokwe, J.Cichy).	P20
<u>1-8-TB 8</u>	(11:20) B.Radcliff right tackle to TB 5 for 3 yards (J.Cichy).	
2-5-TB 5	(10:50) (Shotgun) <i>PENALTY on MIA-C.Hilland, False Start, 5 yards, enforced at TB 5 - No Play.</i>	
2-10-TB 10	(10:18) (Shotgun) B.Oswailer pass incomplete short left to M.Lewis.	
3-10-TB 10	(10:14) (Shotgun) B.Oswailer pass short right to B.Radcliff to TB 3 for 7 yards (C.Lynch).	
	Timeout #2 by TB at 09:38.	
4-3-TB 3	(9:38) (Shotgun) B.Oswailer pass incomplete short middle to M.Lewis (J.Whitehead) [C.Lynch].	

Tampa Bay Buccaneers at 9:33

1-10-TB 4	(9:33) D.Ogunbowale left guard to TB 6 for 2 yards (J.Pittman).	
2-8-TB 6	(9:00) (Shotgun) D.Ogunbowale up the middle to TB 13 for 7 yards (T.Elston).	
	<i>PENALTY on TB-S.Bailey, Illegal Formation, 3 yards, enforced at TB 6 - No Play.</i>	
2-11-TB 3	(8:43) R.Griffin pass short middle to J.Lampman to TB 15 for 12 yards (T.Elston).	P21
<u>1-10-TB 15</u>	(8:13) (Shotgun) D.Ogunbowale right guard to TB 16 for 1 yard (Q.Poling; Q.Redmon).	
2-9-TB 16	(7:26) R.Griffin pass short right to T.Hudson to TB 19 for 3 yards (F.Ginda; J.Lucas).	
3-6-TB 19	(6:47) (Shotgun) R.Griffin pass deep right to S.Bailey to TB 36 for 17 yards (C.Armstrong).	P22
<u>1-10-TB 36</u>	(6:24) (No Huddle) R.Griffin pass short right to S.Bailey to TB 43 for 7 yards (C.Armstrong).	
2-10-TB 43	(6:01) (Shotgun) R.Griffin pass short left to J.Lampman to MIA 47 for 10 yards (J.Alston; T.Elston).	P23
<u>1-10-MIA 47</u>	(5:26) D.Ogunbowale left guard to MIA 45 for 2 yards (J.Woodard).	
2-8-MIA 45	(4:51) (Shotgun) R.Griffin pass short middle to E.Philips to MIA 35 for 10 yards (Q.Poling).	P24
<u>1-10-MIA 35</u>	(4:11) (Shotgun) R.Griffin pass incomplete short left to J.Lampman.	
2-10-MIA 35	(4:07) (Shotgun) R.Griffin pass short right to D.Ogunbowale to MIA 35 for no gain (C.Collins).	
3-10-MIA 35	(3:28) (Shotgun) R.Griffin pass incomplete short right to T.Hudson.	
	Timeout #3 by TB at 03:24.	
4-10-MIA 35	(3:24) C.Catanzaro 53 yard field goal is No Good, Wide Right, Center-D.Ferris, Holder-B.Anger.	

Miami Dolphins at 3:19

1-10-MIA 43	(3:19) New QB - #14 B.Petty (Shotgun) B.Petty pass short right to B.Howell to TB 39 for 18 yards (R.Bullough; R.Smith). TB-P.O'Connor was injured during the play. His return is Questionable.	P21
<u>1-10-TB 39</u>	(2:42) (Shotgun) B.Petty pass deep right to F.Owusu to TB 16 for 23 yards (J.Whitehead).	P22
<u>1-10-TB 16</u>	(2:06) (No Huddle, Shotgun) B.Petty pass incomplete deep right to D.Smythe.	
2-10-TB 16	(2:02) (Shotgun) B.Howell left tackle pushed ob at TB 6 for 10 yards (M.Stewart).	R23

Two-Minute Warning

<u>1-6-TB 6</u>	(1:56) (Shotgun) B.Petty pass short right to L.Ford for 6 yards, <b>TOUCHDOWN.</b>	P24
	(Pass formation) TWO-POINT CONVERSION ATTEMPT. B.Petty pass to L.Ford is complete. ATTEMPT SUCCEEDS.	

**TB 23 MIA 24, 5 plays, 57 yards, 1:29 drive, 13:10 elapsed**

G.Joseph kicks 65 yards from MIA 35 to end zone, Touchback.

Tampa Bay Buccaneers at 1:50

1-10-TB 25	(1:50) (Shotgun) R.Griffin pass short left to E.Philips to TB 37 for 12 yards (Q.Poling).	P25
<u>1-10-TB 37</u>	(1:22) (No Huddle, Shotgun) R.Griffin pass short middle to D.Ogunbowale to MIA 45 for 18 yards.	P26
<u>1-10-MIA 45</u>	(1:11) (Shotgun) R.Griffin pass short right to S.Bailey to MIA 37 for 8 yards (Q.Poling; T.Calhoun).	
2-2-MIA 37	(:52) (No Huddle, Shotgun) R.Griffin pass short right to S.Bailey to MIA 17 for 20 yards (T.Calhoun; J.Lucas).	P27
	Timeout #1 by MIA at 00:38.	
<u>1-10-MIA 17</u>	(:38) D.Ogunbowale right guard to MIA 15 for 2 yards (T.Elston).	



Tampa Bay Buccaneers vs Miami Dolphins at Hard Rock Stadium

Timeout #2 by MIA at 00:33.

2-8-MIA 15 (:33) D.Ogunbowale up the middle to MIA 8 for 7 yards (T.Elston; F.Ginda).

Timeout #3 by MIA at 00:26.

3-1-MIA 8 (:26) (Field Goal formation) C.Catanzaro 26 yard field goal is GOOD, Center-D.Ferris, Holder-B.Anger.

TB 26 MIA 24, 7 plays, 67 yards, 1:27 drive, 14:37 elapsed

C.Catanzaro kicks 70 yards from TB 35 to MIA -5. Ja.Davis to MIA 23 for 28 yards (E.Philips; E.Nzeocha).

Miami Dolphins at 0:23, (1st play from scrimmage 0:18)

1-10-MIA 23 (:18) (Shotgun) B.Petty pass incomplete deep left to F.Owusu.

2-10-MIA 23 (:13) (Shotgun) B.Petty pass short left to D.Smythe ran ob at MIA 29 for 6 yards.

PENALTY on TB-D.Harris, Roughing the Passer, 15 yards, enforced at MIA 29.

X25

1-10-MIA 44 (:09) (Shotgun) B.Petty pass deep right intended for F.Owusu INTERCEPTED by R.Smith at TB 30. R.Smith to TB 32 for 2 yards.

Tampa Bay Buccaneers at 0:02

1-10-TB 32 (:02) R.Griffin kneels to TB 31 for -1 yards.

END OF QUARTER

	Score	Time Poss	First Downs				Efficiencies	
			R	P	X	T	3 Down	4 Down
Tampa Bay Buccaneers	26	7:43	0	7	0	7	1/2	0/0
Miami Dolphins	24	7:17	1	6	1	8	2/4	1/2



## Miscellaneous Statistics Report

Tampa Bay Buccaneers vs Miami Dolphins  
8/9/2018 at Hard Rock Stadium

### Ten Longest Plays for Tampa Bay Buccaneers

Yards	Qtr	Play Start	Play Description
20	2	2-11-TB 39	(2:20) (Shotgun) J.Winston pass deep right to C.Brato to MIA 41 for 20 yards (W.Aikens).
20	3	2-10-TB 12	(13:13) (Shotgun) R.Griffin pass short right to A.Auclair to TB 17 for 5 yards (C.Allen). PENALTY on MIA-M.Smith, Lowering the Head to Initiate Contact, 15 yards, enforced at TB 17.
20	4	2-2-MIA 37	(:52) (No Huddle, Shotgun) R.Griffin pass short right to S.Bailey to MIA 17 for 20 yards (T.Calhoun; J.Lucas).
19	2	1-10-MIA 22	(12:25) (No Huddle, Shotgun) J.Winston pass short middle to F.Martino to MIA 3 for 19 yards (T.McTyer).
18	1	1-10-TB 43	(10:13) R.Fitzpatrick pass deep left to D.Jackson ran ob at MIA 39 for 18 yards.
18	4	1-10-TB 37	(1:22) (No Huddle, Shotgun) R.Griffin pass short middle to D.Ogunbowale to MIA 45 for 18 yards.
17	2	1-10-MIA 49	(9:42) J.Winston pass short middle to C.Brato to MIA 32 for 17 yards (W.Aikens).
17	4	3-6-TB 19	(6:47) (Shotgun) R.Griffin pass deep right to S.Bailey to TB 36 for 17 yards (C.Armstrong).
16	2	1-10-MIA 32	(9:07) J.Winston pass deep middle to J.Watson to MIA 16 for 16 yards (T.McTyer).
14	1	1-10-MIA 39	(9:46) R.Fitzpatrick pass short middle to M.Evans to MIA 25 for 14 yards (X.Howard).

### Ten Longest Plays for Miami Dolphins

Yards	Qtr	Play Start	Play Description
45	3	1-10-MIA 19	(5:35) New QB - #9 D.Fales D.Fales pass deep middle to F.Owusu to TB 36 for 45 yards (J.Elliott).
23	4	1-10-TB 39	(2:42) (Shotgun) B.Petty pass deep right to F.Owusu to TB 16 for 23 yards (J.Whitehead).
21	4	2-10-MIA 23	(:13) (Shotgun) B.Petty pass short left to D.Smythe ran ob at MIA 29 for 6 yards.
18	4	1-10-MIA 43	(3:19) New QB - #14 B.Petty (Shotgun) B.Petty pass short right to B.Howell to TB 39 for 18 yards (R.Bullough; R.Smith). TB-
16	1	2-16-MIA 31	(5:56) D.Fales pass short right to A.Wilson to MIA 47 for 16 yards (C.Davis) [V.Curry].
16	2	1-10-TB 35	(4:14) D.Fales pass short right to I.Ford to TB 19 for 16 yards (R.Smith).
15	1	1-10-MIA 25	(15:00) R.Tannehill pass short right to K.Stills ran ob at MIA 40 for 15 yards.
15	1	1-10-MIA 47	(5:27) (No Huddle) D.Fales pass short left to A.Wilson to TB 38 for 15 yards (R.Smith).
15	2	1-10-50	(4:53) S.Perry left tackle to TB 35 for 15 yards (R.Smith).
14	1	1-10-MIA 23	(7:01) K.Ballage right guard ran ob at MIA 37 for 14 yards (R.Smith).

### Touchdown Scoring Information

		Offense	Defense	Special Teams
<b>VISITOR</b>	Tampa Bay Buccaneers	3	0	0
<b>HOME</b>	Miami Dolphins	2	0	0

### Player Scoring Information

Club	Player	TD	Rush TD	Rec TD	KO TD	Punt TD	Int TD	Fum TD	Misc TD	FG	XP	2Pt Rush	2Pt Rec	Sfty	Points
TB	C.Catanzaro	0	0	0	0	0	0	0	0	2	2	0	0	0	8
TB	R.Jones	0	1	0	0	0	0	0	0	0	0	0	0	0	6
TB	P.Barber	0	1	0	0	0	0	0	0	0	0	0	0	0	6
TB	A.Cross	0	0	1	0	0	0	0	0	0	0	0	0	0	6
MIA	I.Ford	0	0	1	0	0	0	0	0	0	0	0	1	0	8
MIA	J.Sanders	0	0	0	0	0	0	0	0	2	1	0	0	0	7
MIA	S.Perry	0	1	0	0	0	0	0	0	0	0	0	0	0	6
MIA	G.Joseph	0	0	0	0	0	0	0	0	1	0	0	0	0	3

### Possession Detail

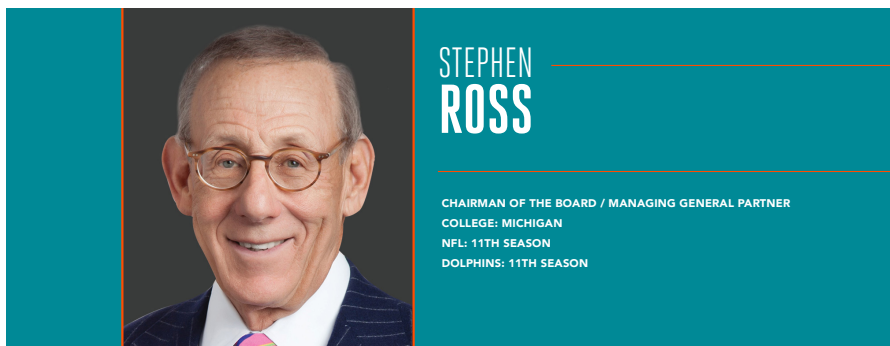
	First Half		Second Half		Game	
	Visitor	Home	Visitor	Home	Visitor	Home
Largest Lead	13	0	10	1	13	1
Drives Leading	5	0	5	0	10	0
Time of Possession Leading	10:11	0:00	16:48	0:00	26:59	0:00
Largest Deficit	0	-13	-1	-10	-1	-13
Drives Trailing	0	5	1	5	1	10
Time of Possession Trailing	0:00	11:55	1:27	11:45	1:27	23:40
Times Score Tied Up		0		0		0
Lead Changes		1		2		3





BIOS





Stephen M. Ross, Chairman and Founder of Related Companies – an international real estate firm – began his ownership interest in the Miami Dolphins in February of 2008 when he became a 50 percent partner with H. Wayne Huizenga in the team, Hard Rock Stadium and the surrounding developable land. He increased that share to a 95 percent ownership of the team and the stadium on Jan. 20, 2009 and assumed the responsibility of managing general partner of both the Dolphins and the stadium, which culminated one of his long-held dreams; Mr. Ross grew up in South Florida and the Dolphins have been a lifetime passion for him.

Under Mr. Ross' leadership, the Dolphins have become one of the most fan-friendly teams in the National Football League. They have significantly expanded the Miami Dolphins Foundation's presence in the South Florida community with a host of new civic and charitable initiatives. Additionally, Mr. Ross reached a unique agreement with Miami-Dade County in June 2014 to modernize the home stadium of the Miami Dolphins. Phase I of the project was completed in time for the 2015 season and changed every seat in the stadium, rebuilt the concourses on the 100 and 300 levels, moved seats 25-feet closer to the field on the north and south sidelines, introduced five new premium spaces and allowed fans to enjoy improved food, enhanced concourses and 16 new restroom facilities throughout the stadium. For the 2016 season, Hard Rock Stadium installed a state-of-the-art canopy that keeps as many as 92 percent of the spectators in the shade and protected from the rain and four giant high-definition video boards. Unveiled in 2017 were remodeled, modernized suites throughout the stadium offering a more intimate club space on the 200 level with improved amenities and food. Also, Mr. Ross has lived up to his pledge to provide the coaches, support staff and players all of the necessary resources to build a winning team, including a \$10 million renovation to make the club's training facility a state-of-the-art venue that incorporates the latest technology and advances.

Mr. Ross is committed to supporting the community that supports the Dolphins. He has strengthened the reach of the Miami Dolphins Foundation, offering tremendous support in the areas of education, health, volunteerism and youth programs. In May 2013, Mr. Ross pledged to give more than half of his estate to philanthropic causes and charitable organizations, including South Florida-based institutions. The commitment was made through the Giving Pledge, a long-term global initiative created by Warren Buffett and Bill and Melinda Gates that aims to inspire deeper engagement in philanthropy and increase charitable giving globally. As an NFL owner, he is using his platform to harness the unifying power of sport to advance race relations across the country through the establishment of the nonprofit organization Ross Initiative in Sports for Equality (RISE). The nonprofit's efforts have been so impactful, RISE was recognized in 2017 by ESPN's Humanitarian Awards for the Stuart Scott Enspire Award. The award celebrates people who have taken risk and used an innovative approach to helping the disadvantaged through the power of sports. Mr. Ross' efforts through RISE were honored as they personify the ethos of fairness, ethics, respect and fellowship with others.

Mr. Ross graduated from the University of Michigan with a Bachelor of Business Administration degree and from Wayne State University Law School with a Juris Doctor degree. He later received a Master of Laws in Taxation from New York University School of Law. In 2004, the University of Michigan renamed its business school the Stephen M. Ross School of Business at the University of Michigan and in 2011, the school awarded him an honorary Doctor of Laws degree at its commencement.



Mike Tannenbaum enters his fourth season as the team's executive vice president of football operations after he was named to the role on Jan. 6, 2015. He originally joined the organization as a consultant in August 2014 and has more than 20 years of NFL experience at various levels of NFL personnel departments and front offices.

In his role, Tannenbaum oversees and coordinates the effort of football operations and administration. He works together with General Manager Chris Grier and Head Coach Adam Gase and other senior executives in implementing the philosophy of building a championship caliber football team. In Tannenbaum's first three seasons, he has overseen a successful transition to a new head coach and general manager, and helped the Dolphins earn their first playoff berth in eight years with a 10-6 record in 2016.

Tannenbaum has made several significant trades during his Dolphins tenure. He acquired wide receiver Kenny Stills in 2015 from the New Orleans Saints. Stills led the Dolphins with nine touchdowns and finished third in the NFL with a 17.3 yards per reception average in 2016. Prior to the 2016 NFL draft, Tannenbaum swapped first-round picks with Philadelphia, moving down five spots and adding linebacker Kiko Alonso and cornerback Byron Maxwell. The team used the acquired first-round pick (No. 13 overall) on offensive lineman Laremy Tunsil, successfully adding three starters in exchange for one selection. In 2016, Alonso led the team with 115 tackles (69 solo), Maxwell had more passes defended (15) than any Dolphins player since 2008 and Tunsil became the first Dolphin to ever start games at both guard and tackle as a rookie.

Tannenbaum has been instrumental in getting long-term contract extensions done with some of the Dolphins' top players. He renegotiated quarterback Ryan Tannehill's contract in 2017 and 2018 as one of the most modest contracts for a starting quarterback in the NFL. Tannenbaum also extended Pro Bowl defensive end Cameron Wake's deal in 2016 and 2017 and reached an extension with Pro Bowl safety Reshad Jones in 2017.

Prior to the Dolphins, Tannenbaum spent two years (2013-14) as an agent and principal at Priority Sports and Entertainment. He spent the previous 16 seasons (1997-2012) in various roles for the New York Jets, including his final seven years (2006-12) as the team's executive vice president and general manager. During his time as general manager, the Jets went to the playoffs three times, won four playoff games and made two AFC Championship game appearances.

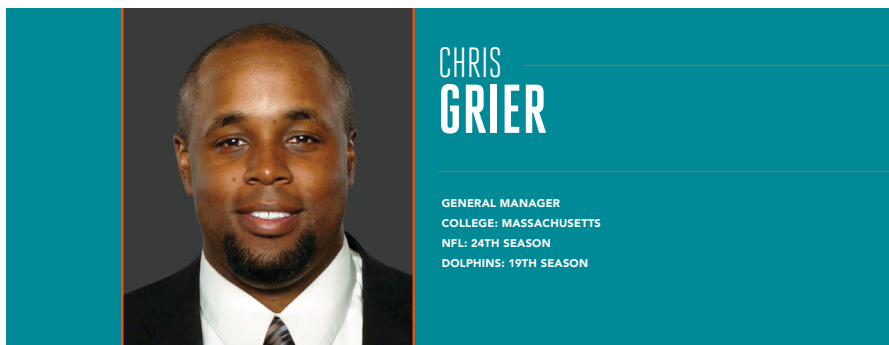
Tannenbaum began his tenure in New York as director of player contracts in 1997 and was promoted to assistant general manager and director of pro personnel in 2001. In 2004, he was elevated to the role of assistant general manager and senior vice president of football operations before taking on the role of general manager prior to the 2006 season. Tannenbaum's first draft at the helm as general manager began with the selection of two offensive linemen, making the Jets the first team since the 1975 L.A. Rams to select two offensive linemen in the first round. Both left tackle D'Brickashaw Ferguson, chosen fourth overall, and center Nick Mangold, selected 29th overall, were named to various NFL All-Rookie teams and have since been named to multiple Pro Bowls. That draft class started 47 games in 2006 and helped the Jets advance to the first round of the NFL playoffs with a record of 10-6, a six-win improvement from the 2005 campaign.

In Tannenbaum's second draft as GM, the Jets selected two invaluable additions to their defense. Using the trade route, they moved up in rounds one and two to select cornerback Darrelle Revis and linebacker David Harris, respectively. Both emerged as starters as rookies. Revis quickly blossomed into a perennial All-Pro and Harris emerged as one of the game's most consistent linebackers. The 2011 draft generated an immediate impact when Tannenbaum selected first-rounder Muhammed Wilkerson, who started all 16 games on the defensive line during his rookie season.

Tannenbaum began his career in the NFL with the New Orleans Saints in 1994 before accepting the position of player personnel assistant with the Cleveland Browns in 1995. He returned to the Saints for the 1996 season as a player personnel assistant prior to joining the Jets in 1997.

A native of Needham, Massachusetts, Tannenbaum earned an accounting degree from the University of Massachusetts-Amherst and graduated cum laude from Tulane University Law School. He also was selected to the NFL General Managers Advisory Committee in 2008 and appointed to the board of directors of the Sports Lawyers Association, while serving as a member of the American Bar Association in the sports and entertainment division.





Chris Grier is entering his 19th season with the Miami Dolphins and third as the club's general manager. Grier was appointed general manager on Jan. 4, 2016 after spending the previous nine years as the team's director of college scouting. He works together with Executive Vice President of Football Operations Mike Tannenbaum and Head Coach Adam Gase to help build a championship-caliber football team. In his role, Grier oversees the draft, both college and pro personnel departments and all scouting efforts.

The 2017 draft saw Grier and his personnel department net several key contributors. The Dolphins finished the season with 10 rookies on the active roster and four more on injured reserve or non-football illness lists. Miami was one of just three teams to play eight rookies on defense and one of just six to have at least four rookies start games on defense. Six undrafted rookie free agents contributed to the team that season. Defensive tackle Davon Godchaux finished his rookie campaign fourth among all NFL defensive linemen with 40 tackles (26 solo), despite being a fifth-round pick.

In his first draft as general manager in 2016, Grier worked with his staff to bring linebacker Kiko Alonso and cornerback Byron Maxwell to Miami in a trade with the Philadelphia Eagles. The deal net the team the 13th pick of the draft, which Grier used to select offensive lineman Laremy Tunsil, who started 14 games as a rookie and became the first offensive lineman in franchise history to start at least one game at both guard and tackle in his rookie year. Alonso went on to start 15 games and lead the team with 115 total tackles (69 solo), ranking No. 9 in the AFC in 2016, while Maxwell started 13 games and had 15 passes defended, the most by a Dolphins player since 2008.

The team also drafted running back Kenyan Drake and wide receiver Jakeem Grant in 2016, who became just the second rookie duo in team history to combine for a kickoff return and punt return for a touchdown in the same season. Cornerback Xavier Howard posted four interceptions in his sophomore season in 2017, including two interceptions of Patriots quarterback Tom Brady on Dec. 11, becoming the first player since Nov. 16, 2014 (Indianapolis' Mike Adams) to pick Brady off twice in the same game.

Grier helped turn more than half the roster over in 2016, as the team entered training camp with more than 45 new players acquired during the offseason. The results were a four-game improvement from the previous season, the fifth-best mark in the NFL. The Dolphins finished 10-6 with a playoff berth, the team's best record and first playoff appearance since 2008.

As the team's director of college scouting (2007-15), Grier was part of a front office that discovered numerous Pro Bowl players. During that time, the Dolphins drafted seven players that have combined for 14 Pro Bowl selections with the team. The list includes tackle Jake Long (2008-10), defensive tackle Paul Soliai (2011), punter Brandon Fields (2013), center Mike Pouncey (2013-15), safety Reshad Jones (2015; 2017), wide receiver Jarvis Landry (2015-17) and running back Jay Ajayi (2016).

Grier also did a good job of finding value late in drafts. Jones was a fifth-round pick in 2010 and was named the team's co-MVP following the 2015 season after he became the first player in team history to record at least 100 tackles, four interceptions and two sacks in a season. Ajayi was also a fifth-round pick (2015) and became the fourth player in NFL history to rush for 200 yards in three games during the same season. Ajayi's 1,272 rushing yards in 2016 were third-most in Dolphins history.

Prior to being the team's director of college scouting, Grier served as an area scout with the club from 2000-02, before being promoted to national scout/assistant director of college scouting in 2003. Miami won the AFC East during his first season with the team.

Grier started with the New England Patriots as an intern in 1994. He joined the club on a full-time basis the following year, and served as a regional scout until joining the Dolphins in 2000. In 1996, Grier was part of a New England staff that won the AFC Championship. He helped scout several players for a Patriots roster that went on to win Super Bowls XXXVI, XXXVIII and XXXIX.

Grier has worked with several of football's most successful coaches and executives throughout his career and that has helped shape his football philosophy. His father, Bobby Grier, is the former vice president of player personnel for the Patriots and recently retired as a senior personnel advisor with the Houston Texans. Chris has also worked with and learned under Pro Football Hall of Famer Bill Parcells, Patriots Head Coach Bill Belichick, Seattle Seahawks Head Coach Pete Carroll and University of Alabama Head Coach Nick Saban.

Grier attended the University of Massachusetts-Amherst where he majored in journalism and played football for two years before injuries ended his career. He spent his final two years there as an undergraduate assistant.

Chris' brother, Michael, played for the Edmonton Oilers, Washington Capitals, San Jose Sharks and Buffalo Sabres of the National Hockey League. He is currently an assistant coach for the New Jersey Devils.

A native of Holliston, Mass., Grier resides in Weston with his wife, Paige, and their two sons, Landon and Jackson.



Adam Gase was named the 12th head coach in Miami Dolphins history on Jan. 9, 2016. He holds a 16-16 record (.500) after his first two seasons as head coach.

As Miami's offensive play-caller, Gase helped engineer some memorable come-from-behind victories in 2017. In Week 6, the Dolphins overcame a 17-0 second-half deficit on the road against Atlanta, the defending NFC champions. The comeback was the team's largest since overcoming a 21-point deficit in 2005 and the team's largest road comeback win since the "Fake Spike" game in 1994. The following week, the Dolphins overcame a 14-point fourth-quarter deficit to defeat the New York Jets. Gase also helped running back Kenyan Drake lead the NFL in rushing with 444 yards during the final five weeks of the season.

In just his first season as an NFL head coach in 2016, Gase directed the Dolphins to a 10-6 record and playoff berth, the team's best record and first playoff appearance since 2008. Miami turned its season around with a six-game winning streak following a 1-4 start. The streak was the team's longest since 2005 and marked just the second time a coach other than Don Shula led the team to six straight regular season wins. From Week 6 through the end of the season, the team was third in the NFL in rushing offense (132.9 yards per game), tied for third in sacks allowed (13), tied for fourth in takeaways (21) and 11th in scoring offense (25.0 points per game). Halftime adjustments were also key to the team's improvement. The Dolphins finished the 2016 season with a +46 point differential after halftime, which ranked No. 8 in the NFL. The team outscored its opponents by a total of 221-175 after the break, including overtime wins vs. Cleveland (9/25) and at Buffalo (12/24).

With Gase directing the offense, quarterback Ryan Tannehill posted the most efficient season of his five-year NFL career, despite being lost to a season-ending injury in Week 14. Tannehill completed 261-of-389 passes (67.1 pct.) for 2,995 yards and 19 touchdowns. His 93.5 quarterback rating, 7.7 yards per attempt and 67.1 completion percentage were all career highs. Tannehill completed a 50-plus-yard pass in seven of his 13 games, which tied for the NFL lead. Tannehill and quarterback Matt Moore finished first and second in the NFL in highest red zone passer rating (min. six attempts), with Tannehill posting a 119.7 mark and Moore finishing second at 118.8.

In 2015, Gase was the offensive coordinator for the Chicago Bears. Under Gase, the Bears implemented a balanced offensive attack that improved the team's rushing totals from No. 27 in the season before Gase arrived in Chicago to No. 11 in 2015, as the unit averaged 25.6 more rushing yards per game. Bears quarterback Jay Cutler finished the 2015 season with the highest passer rating (92.3) of his career. Cutler also threw seven fewer interceptions than the previous season and his interception rate of 2.3 percent was the best showing of his career for a season where he played at least 12 games. In addition, Cutler's yards per attempt increased by 0.8, the second-largest one-year increase in his career.

Prior to joining the Bears, Gase spent six seasons (2009-14) with the Denver Broncos, during which the team compiled a 58-38 (.604) regular-season record, won four AFC West titles, three playoff games and an AFC Championship, including a trip to Super Bowl XLVIII.

While Gase was the Denver Broncos' offensive coordinator in 2013 and 2014, the Broncos led the NFL in scoring offense (34.0 points per game), total offense (430.1 yards per game) and passing offense (315.8 yards per game). During his two seasons as coordinator, seven players from the Broncos offense were named to the Pro Bowl: running back C.J. Anderson (2014), tackle Ryan Clady (2014), quarterback Peyton Manning (2013-14), wide receiver Emmanuel Sanders (2014), wide receiver Demaryius Thomas (2013-14), tight end Julius Thomas (2013-14) and guard Louis Vasquez (2013).

In 2014, the Broncos finished 12-4, winning the AFC West and earning a bye in the first round of the playoffs. Gase helped Denver finish second in scoring, averaging 30.1 points per contest. Manning continued his excellence, completing 66.2 percent of his passes and passing for 4,727 yards and 39 touchdowns. He set the NFL's career passing touchdown record on Oct. 19, 2014 against San Francisco. Demaryius Thomas broke the franchise's single-season receiving record with 1,619 receiving yards. He finished the year with 111 receptions, second in the league and a career high. Wide receiver Emmanuel Sanders also set career highs in both receptions (101) and receiving yards (1,404), ranking No. 5 in the NFL in both categories. Running back C.J. Anderson, who entered the 2014 season with just seven career carries, was instrumental in helping Denver finish the season strong. In the final seven games of the regular season, Anderson carried the ball 140 times for 648 yards (4.6 avg.) and eight touchdowns as the Broncos won five of their last seven contests. He became the first Denver running back since 2004 to rush for 150-plus yards in consecutive games.



In 2013, Gase's first as offensive coordinator, the Broncos set NFL records in both points (606) and touchdowns (76) and Denver's scoring output increased by 7.8 points per game. The Broncos totaled 59.4 yards per game more than they did in 2012 and led the NFL with 5,444 passing yards and 55 passing touchdowns. The explosive offense helped Denver finish the regular season 13-3, winning the AFC West and earning the top seed in the AFC playoffs, where the Broncos won the conference title and played in Super Bowl XLVIII.

In addition to setting NFL team records, Gase also helped Manning have the most prolific season of any quarterback in NFL history. Manning's 5,477 passing yards and 55 passing touchdowns were both NFL records that still stand today. Manning earned his fifth NFL MVP award and also was honored as the Maxwell Club Player of the Year and AP Offensive Player of the Year.

In total, the Broncos set or tied 12 NFL offense and scoring records in the 2013 season with Gase as offensive coordinator: points (606), touchdowns (76), players with 10 or more touchdowns (5), passing first downs (293), games with 50-plus points (3), points in the second half (318), individual passing yards (Manning, 5,477), individual passing touchdowns (Manning, 55), most four-touchdown passing games (Manning, 9), most two-touchdown passing games (Manning, 15), most 400-yard passing games (Peyton Manning, 4) and most 90-plus passer rating games (Manning, 15).

The 2013 Broncos were one of just four teams in the previous five seasons (2011-15) to have two 1,000-yard receivers and a 1,000-yard rusher. Wide receiver Demaryius Thomas was fourth in the NFL with 1,430 receiving yards, while fellow receiver Eric Decker ranked No. 9 with 1,288. Running back Knowshon Moreno rushed for 1,038 yards and 10 touchdowns. Denver became the only team in NFL history to have four players catch 10 or more touchdown passes in the same season. Demaryius Thomas led the way with 14 touchdown grabs, tight end Julius Thomas was second with 12, Decker finished with 11 and wide receiver Wes Welker totaled 10 touchdown receptions.

Gase served as Denver's quarterbacks coach from 2011-12. Manning joined the team in 2012 following 14 seasons with the Indianapolis Colts, including a 2011 campaign that he missed due to injury. With Gase as his position coach in 2012, Manning was wildly successful, finishing second in the league in passer rating (105.8), third in passing touchdowns (37) and sixth in passing yards (4,659). He earned the AP NFL Comeback Player of the Year award and was runner-up for NFL MVP. The Broncos won the AFC West with a 13-3 mark and finished the season on an 11-game winning streak. The team's passing offense was fifth in the NFL (283.4 yards per game) and the club finished second in scoring (30.1 points per game) and fourth in total offense (397.9 yards per game).

In 2011, Gase worked with quarterbacks Kyle Orton and Tim Tebow, helping lead the Broncos to the AFC West crown and a Wild Card playoff victory. Tebow rushed for 660 yards, the most by a quarterback in franchise history and 12th-most by an NFL quarterback ever. He also rushed for six touchdowns.

Gase joined the Broncos in 2009 as the wide receivers coach, a position he held for two seasons.

In 2010, he helped wide receiver Brandon Lloyd earn a Pro Bowl invitation after he led the league in receiving with 1,448 yards and 11 touchdowns. It was the first time a Broncos player had ever led the league in receiving yards. The 1,448 yards were 482 more than Lloyd recorded in any other season throughout his 11-year NFL career. He joined Brett Perriman (Detroit, 1995) as the only two players in NFL history to record their first 1,400-yard campaign in their eighth season or later.

Gase coached another Pro Bowl wide receiver in 2009 when Brandon Marshall caught 101 passes for 1,120 yards (11.1 avg.) and 10 touchdowns. The 101 receptions were the fourth-highest mark in the league and the Pro Bowl selection was Marshall's second of his young career. Marshall set a single-game NFL record with 21 receptions against Indianapolis on Dec. 13, 2009.

Gase spent the 2008 season as an offensive assistant for the San Francisco 49ers.

Prior to San Francisco, Gase held several roles for five seasons (2003-07) with the Detroit Lions. He coached the Lions' quarterbacks in 2007, working with quarterback Jon Kitna in one of the finest seasons of his career. Kitna passed for 4,068 yards, the second-most in his 14-year NFL career, and 18 touchdowns. His 4,068 passing yards ranked No. 6 in the NFL and he finished fifth with 355 completions.

Gase was an offensive quality control coach for the Lions in 2006. He began his NFL career as a scouting/coaching assistant for the Lions, a role he held from 2003 to 2005.

Gase began his coaching career as a defensive graduate assistant at LSU in 2000. He spent the following two seasons on the recruiting staff for Head Coach Nick Saban, winning a Southeastern Conference championship in 2001 and helping recruit a group of players that won the BCS National Championship in 2003.

He and his wife, Jennifer, have a daughter, McKenzie, and two sons, A.J. and Wyatt.

ADAM GASE'S COACHING CAREER


2000-02	Louisiana State	Graduate Assistant (2000) Recruiting Assistant (2001-02)
2003-07	Detroit Lions	Scouting/Coaching Assistant (2003-05) Offensive Quality Control (2006) Quarterbacks Coach (2007)
2008	San Francisco 49ers	Offensive Assistant
2009-14	Denver Broncos	Wide Receivers Coach (2009-10) Quarterbacks Coach (2011-12) Offensive Coordinator (2013-14)
2015	Chicago Bears	Offensive Coordinator
2016-present	Miami Dolphins	Head Coach

## 2018 MIAMI DOLPHINS OFFENSIVE AND STRENGTH & CONDITIONING COACHES



### **DOWELL LOGGAINS** **OFFENSIVE COORDINATOR**

Born October 1, 1980, Newport, Ark. Quarterback Arkansas 2000-04. No pro playing experience. Pro coach: Dallas Cowboys 2005, Tennessee Titans 2006-2013, Cleveland Browns 2014, Chicago Bears 2015-17, joined Dolphins in 2018.



### **SHANE DAY** **TIGHT ENDS**

Born September 27, 1974, Manhattan, Kan. Wide receiver Rhodes College 1995-96. No pro playing experience. College coach: Michigan 2005-06, Connecticut 2012-13. Pro coach: San Francisco 49ers 2007-09, Chicago Bears 2010-11, Washington Redskins 2014-15, joined Dolphins in 2016.



### **JOSH GRIZZARD** **OFFENSIVE QUALITY CONTROL**

Born June 11, 1990, Zebulon, N.C. Defensive back Yale 2008-11. No pro playing experience. College coach: Yale 2012, Duke 2013-16. Pro coach: Joined Dolphins in 2017.



### **BO HARDEGREE** **QUARTERBACKS**

Born July 5, 1984, Jackson, Tenn. Quarterback Tennessee 2003-06. No pro playing experience. College coach: Duke 2008-10, Louisiana State 2011-13. Pro coach: Denver Broncos 2014, Chicago Bears, 2015, joined Dolphins in 2016.



### **SHAWN JEFFERSON** **ASST. HEAD COACH/OFFENSE**

Born February 22, 1969, Jacksonville, Fla. Wide receiver Central Florida 1988-1990. Pro wide receiver San Diego Chargers 1991-95, New England Patriots 1996-99, Atlanta Falcons 2000-02, Detroit Lions 2003. No college coaching experience. Pro coach: Detroit Lions 2005-12, Tennessee Titans 2013-15, joined Dolphins in 2016.



### **BEN JOHNSON** **WIDE RECEIVERS**

Born May 11, 1986, Charleston, S.C. Quarterback North Carolina 2004-08. No pro playing experience. College coach: Boston College 2010-11. Pro coach: Joined Dolphins in 2012.




### **CHRIS KUPER** **ASSISTANT OFFENSIVE LINE**

Born December 19, 1982, Anchorage, Alaska. Guard North Dakota State 2001-05. Pro guard Denver Broncos 2006-13. No college coaching experience. Pro coach: Joined Dolphins in 2016.



### **ERIC STUTESVILLE** **RUN GAME COORD./RUNNING BACKS**

Born May 29, 1967, Madison, Wisc. Defensive back Wisconsin-Whitewater 1985-88. No pro playing experience. College coach: Wingate 1994, Kent State 1995-96. Pro coach: Chicago Bears 1997-2000, New York Giants 2001-03, Buffalo Bills 2004-2009, Denver Broncos 2010-17 (interim head coach, four games in 2010), joined Dolphins in 2018.




### **JEREMIAH WASHBURN** **OFFENSIVE LINE**

Born June 17, 1977, Boone, N.C. Guard Arkansas 1998-2000. No pro playing experience. College coach: Arkansas 2000-01. Pro coach: Carolina Panthers 2002, Baltimore Ravens 2003-08, Detroit Lions 2009-2015, Miami Dolphins 2016, Chicago Bears 2017, re-joined Miami Dolphins in 2018.



### **DAVE PULOKA** **HEAD STRENGTH & CONDITIONING**

Born January 12, 1979, Arlington, Mass. Linebacker Holy Cross 1997-2000. No pro playing experience. College coach: Stevens Institute of Technology 2005, Virginia 2006. Pro coach: Atlanta Falcons 2007, joined Dolphins in 2008.



### **JIM ARTHUR** **ASST. STRENGTH & CONDITIONING**

Born July 12, 1978, Cheshire, Conn. Attended Springfield (Mass.) College. No college or pro playing experience. College coach: Springfield College 2000, Louisiana Tech 2001, Boston College 2002. Pro coach: Buffalo Bills 2002-04, Chicago Bears 2005-15, joined Dolphins in 2016.

## 2018 MIAMI DOLPHINS DEFENSIVE AND SPECIAL TEAMS COACHES




### **MATT BURKE** **DEFENSIVE COORDINATOR**

Born March 25, 1976, Hudson, Mass. Safety Dartmouth 1994-97. No pro playing experience. College coach: Boston College 2000-02, Harvard 2003. Pro coach: Tennessee Titans 2006-08, Detroit Lions 2009-13, Cincinnati Bengals 2014-15, joined Dolphins in 2016.




### **CHARLIE BULLEN** **ASSISTANT LINEBACKERS**

Born September 28, 1984, Palatine, Ill. Quarterback Harper College 2005-06. No pro playing experience. College coach: Iowa 2007-11. Pro coach: Joined Dolphins in 2012.




### **FRANK BUSH** **ASST. HEAD COACH/LINEBACKERS**

Born January 10, 1963, Athens, Ga. Linebacker North Carolina State 1981-1984. Pro linebacker Houston Oilers 1985-86. No college coaching experience. Pro coach: Houston Oilers 1987-1991 (scout), 1992-94, Denver Broncos 1995-2003, Arizona Cardinals 2004-06, Houston Texans 2007-2010, Tennessee Titans 2011-12, St. Louis/Los Angeles Rams 2013-16, joined Dolphins in 2017.



### **ANDRE CARTER** **ASSISTANT DEFENSIVE LINE**

Born May 12, 1979, Denver, Colo. Defensive end California 1997-2000, Pro defensive end San Francisco 49ers 2001-05, Washington Redskins 2006-10, New England Patriots 2011, Oakland Raiders 2012, New England Patriots 2013. College coach: California 2015. Pro coach: Joined Dolphins in 2017.




### **RENALDO HILL** **ASSISTANT DEFENSIVE BACKS**

Born November 2, 1978, Detroit, Mich. Safety Michigan State 1998-2000. Pro safety Arizona Cardinals 2001-04, Oakland Raiders 2005, Miami Dolphins 2006-08, Denver Broncos 2009-10. College coach: Wyoming 2012-13, Pittsburgh 2015-17. Pro coach: Joined Dolphins in 2018.



### **KRIS KOCUREK** **DEFENSIVE LINE**

Born November 15, 1978, Rockdale, Texas. Defensive tackle Texas Tech 1997-2000. Pro defensive tackle Seattle Seahawks 2001, Tennessee Titans 2002. College coach: Texas Tech 2003, Texas A&M-Kingsville 2004-05, Texas A&M-Commerce 2006, West Texas A&M 2007, Stephen F. Austin State 2008. Pro coach: Detroit Lions 2009-17, joined Dolphins in 2018.



### **RUSTY MCKINNEY** **DEFENSIVE QUALITY CONTROL**

Born October 17, 1980, Fairfax County, Va. Linebacker Towson 1998-2001. No pro playing experience. College coach: Saint Anselm 2008, Bentley University 2009-13. Pro coach: Cleveland Browns 2014-15, joined Dolphins in 2016.



### **TONY ODEN** **DEFENSIVE BACKS**

Born June 30, 1973, Cleveland Heights, Ohio. Linebacker Baldwin-Wallace 1992-95. No pro playing experience. College coach: Millersville 1996, Boston College 1997, Army 1998-99, East Carolina 2000-02, Eastern Michigan 2003. Pro coach: Houston Texans 2004-05, New Orleans Saints 2006-2011, Jacksonville Jaguars 2012, Tampa Bay Buccaneers 2013, Detroit Lions 2014-17, joined Dolphins in 2018.



### **DARREN RIZZI** **ASSOC. HEAD COACH/ SPECIAL TEAMS COORD.**

Born July 21, 1970, Hillsdale, N.J. Tight End Rhode Island 1988-1991. No pro playing experience. College coach: Rhode Island 1992, Colgate 1993, New Haven 1993-97, Northeastern 1998, New Haven 1999-2001 (head coach), Rutgers 2002-07, Rhode Island 2008 (head coach). Pro coach: Joined Dolphins in 2009.



### **MARWAN MAALOUF** **ASSISTANT SPECIAL TEAMS**

Born November 26, 1976, Strongsville, Ohio. Guard Baldwin-Wallace 1997-99. No pro playing experience. College coach: Baldwin-Wallace 2000, Fordham 2001, Rutgers 2002-03. Pro coach: Cleveland Browns 2004-06, Baltimore Ravens 2008-11, Indianapolis Colts 2012, joined Dolphins in 2013.



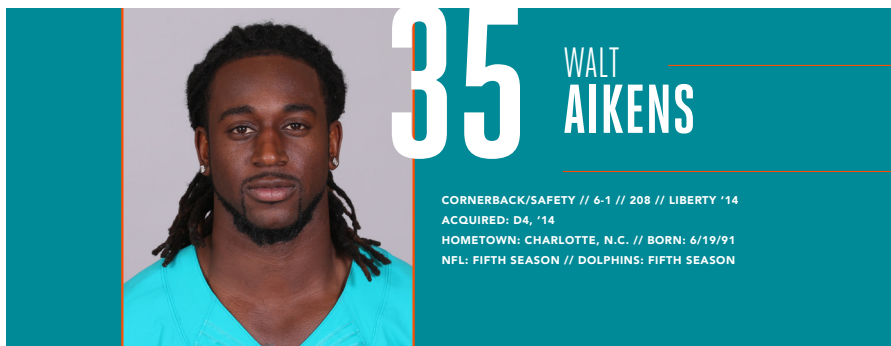
### **JAY KAISER** **ASSISTANT TO THE HEAD COACH**

Born April 8, 1974, Liberal, Kan. Attended Bethany. No college or pro playing experience. College coach: Bethany 1993-96, Northwest Missouri State 1997-98, Northern Iowa 1999, Toledo 2001, Kansas State 2002-08. Pro coach: Tampa Bay Buccaneers 2009-11, joined Dolphins in 2012.



### **RYAN CONDON** **COACHING ASSISTANT**

Born June 12, 1993, Westwood, N.J. Quarterback Ithaca College 2011-15. No pro playing experience. No college coaching experience. Pro coach: Joined Dolphins in 2015.



CORNERBACK/SAFETY // 6-1 // 208 // LIBERTY '14  
ACQUIRED: D4, '14  
HOMETOWN: CHARLOTTE, N.C. // BORN: 6/19/91  
NFL: FIFTH SEASON // DOLPHINS: FIFTH SEASON

## NFL CAREER

### TRANSACTIONS:

- 4th-round pick (125th overall) by Miami in the 2014 NFL draft.

### CAREER HIGHLIGHTS:

- Played in 62 career games with 4 starts.
- 31 tackles (24 solo), 1 interception and 1 pass defended.
- 30 special teams tackles (23 solo) and 1 forced fumble.
- Missed just 2 games in his 4-year NFL career.
- Recorded the first defensive 2-point conversion in Dolphins history when he returned a blocked PAT vs. Arizona (12/11/16).

### 2017 (MIAMI):

- Played in all 16 games.
- 2 solo tackles.
- 7 special teams tackles (4 solo) and 1 forced fumble.

**AT NEW ENGLAND (11/26):** 2 special teams tackles and 1 special teams forced fumble.

- Forced WR Danny Amendola to fumble a punt at New England's 28-yard line in the 3rd quarter.

**AT KANSAS CITY (12/24):** 2 special teams tackles (1 solo).

**VS. BUFFALO (12/31):** 1 solo tackle and 2 special teams tackles (1 solo).

### 2016 (MIAMI):

- Played in 15 games.
- Inactive for 1 contest.
- 7 special teams tackles (4 solo).

**VS. ARIZONA (12/11):** Defensive 2-point conversion.

- Returned a defensive 2-point conversion following a DT Jordan Phillips blocked PAT in the 4th quarter to extend Miami's lead to 23-15.
- The defensive 2-point conversion was the first in team history.

**AT N.Y. JETS (12/17):** 1 assisted special teams tackle and 1 blocked punt.

- Blocked a P Lachlan Edwards punt and returned it 11 yards for a TD.
- It was Miami's first blocked punt return for a TD since 2012.

### POSTSEASON:

**AFC WILD CARD AT PITTSBURGH (1/8):** 1 special teams tackle.

### 2015 (MIAMI):

- Played in all 16 games with 4 starts.
- 20 tackles (15 solo).
- 10 special teams tackles (9 solo).

**AT WASHINGTON (9/13):** 2 solo tackles and 1 solo special teams stop.

- Made 1st career start.

**AT JACKSONVILLE (9/20):** 4 tackles (2 solo).

**AT PHILADELPHIA (11/15):** 6 tackles (5 solo) and 3 special teams stops.

- His 6 tackles were a season high.

### 2014 (MIAMI):

- Played in 15 games.
- Inactive for 1 contest.
- 9 tackles (7 solo), 1 interception, 1 pass defended.
- 6 solo special teams tackles.

**VS. NEW ENGLAND (9/7):** 1 special teams tackle.

- Made NFL debut.

**AT OAKLAND IN LONDON (9/28):** 1 interception.

- Picked off QB Matt McGloin for his 1st career interception and returned it 43 yards in the 4th quarter.

**AT NEW ENGLAND (12/14):** 4 tackles (3 solo).

- His 4 tackles were a season high.

## BEFORE THE NFL

### COLLEGE (LIBERTY):

- 3-year starter (2011-13).
- Transferred from Illinois after his freshman season (2009).

**CAREER (AT LIBERTY):** Played in 34 games with 31 starts for Liberty; 162 tackles (120 solo), 3 sacks, 7 interceptions, 20 passes defended and 6 forced fumbles.

**SENIOR (2013 AT LIBERTY):** Played in 12 games with 10 starts; 62 tackles (50 solo), 3 interceptions, 6 passes defended, 3.5 tackles for loss and 1 sack; 2 punt returns for 2 yards (1.0 avg.); 2 kickoff returns for 57 yards (28.5 avg.).

- His 62 tackles were tied for the team lead.
- 1st-team All-Big South.

**JUNIOR (2012 AT LIBERTY):** Played in 11 games with 10 starts; 51 tackles (39 solo), 1 interception, 6 passes defended and 3 forced fumbles; 4 punt returns for 42 yards (10.5 avg.).

- His 51 tackles led the team's defensive backs.

- His 3 forced fumbles were tied for most in the conference.
- 2nd-team All-Big South.

#### REDSHIRT SOPHOMORE (2011 AT LIBERTY):

Started all 11 games; 49 tackles (31 solo), 3 interceptions, 3 forced fumbles and 2 sacks.

- 2nd-team All-Big South.

**SOPHOMORE (2010):** Redshirted after transferring to Liberty.

**TRUE FRESHMAN (2009 AT ILLINOIS):** Played in 10 games with 5 starts; 32 tackles (26 solo) and 2 passes defended.

- All-Big Ten Freshman team.

#### HIGH SCHOOL (HARDING UNIVERSITY – CHARLOTTE, N.C.)

- Played quarterback and defensive back.
- Also played basketball for his father, Walter, who was the school's head basketball coach.

**SENIOR (2008):** Threw for 1,500 yards and 15 TDs; Rushed for 565 yards and 5 TDs; Recorded 6

interceptions.

- All-Queen City Conference Offensive Player of the Year.
- 1st-team all-conference on defense.
- Earned The Gridiron Great award.

### OFF THE FIELD

#### COMMUNITY:

- Has been an advocate for the American Diabetes Association since joining the NFL.
- Became an ambassador for the Police Athletic/Activities League in 2018.

#### PERSONAL:

- Served as the Miami Dolphins correspondent at the 2017 and 2018 Pro Bowls in Orlando, Florida.
- Participated in a media combine in 2017, gaining experience with local TV and radio stations.
- **MAJOR:** Kinesiology.

### WALT AIKENS' NFL REGULAR SEASON STATS

YEAR	TEAM	GP	GS	TACKLES			SK	YDS	INTERCEPTIONS					FUMBLES	
				TOT	SOLO	ASST			INT	YDS	LG	TD	PD	FF	FR
2014	MIAMI	15	0	9	7	2	0.0	0.0	1	43	43	0	1	0	0
2015	MIAMI	16	4	20	15	5	0.0	0.0	0	0	0	0	0	0	0
2016	MIAMI	15	0	0	0	0	0.0	0.0	0	0	0	0	0	0	0
2017	MIAMI	16	0	2	2	0	0.0	0.0	0	0	0	0	0	1	0
NFL TOTALS		62	4	31	24	7	0.0	0.0	1	43	43	0	1	1	0

### WALT AIKENS' NFL PLAYOFF STATS

YEAR	TEAM	GP	GS	TACKLES			SK	YDS	INTERCEPTIONS					FUMBLES	
				TOT	SOLO	ASST			INT	YDS	LG	TD	PD	FF	FR
2016	MIAMI	1	0	0	0	0	0.0	0.0	0	0	0	0	0	0	0
NFL TOTALS		1	0	0	0	0	0.0	0.0	0	0	0	0	0	0	0

#### ADDITIONAL STATS

**Special Teams Touchdowns:** 1 blocked punt return in 2016.

**Special Teams Tackles:** 6 in 2014, 10 in 2015, 7 in 2016, 7 in 2017 for total of 30.

**Special Teams Forced Fumbles:** 1 in 2017.

**Blocked Kicks:** 1 punt in 2016.

**Defensive 2-Point Conversions:** 1 in 2016.

#### SINGLE-GAME CAREER HIGHS

<b>Tackles:</b>	6	at Philadelphia, 11/15/15
<b>Interceptions:</b>	1	at Oakland, 9/28/14
<b>Passes Defended:</b>	1	at Oakland, 9/28/14
<b>Forced Fumbles:</b>	1	at New England, 11/26/17



## NFL CAREER

### TRANSACTIONS:

- Signed by Miami as an undrafted free agent on May 5, 2017.

### CAREER HIGHLIGHTS:

- Played in 16 career games with 4 starts.
- 33 tackles (24 solo).
- 7 special teams tackles (5 solo) and 1 forced fumble.
- Played in all 16 games in his rookie season in 2017.
- Became 1st Dolphins undrafted rookie linebacker to start a season opener since Doug Swift in 1970.

### 2017 (MIAMI):

- Played in all 16 games with 4 starts.
- 33 tackles (24 solo).
- 7 special teams tackles (5 solo) and 1 forced fumble.

**AT L.A. CHARGERS (9/17):** 3 solo tackles and 1 special teams stop.

- Became 1st Dolphins undrafted rookie linebacker to start a season opener since Doug Swift in 1970.
- Was 1 of 3 undrafted rookie free agents across the NFL to start a season opener in 2017.

**VS. DENVER (12/3):** 2 tackles (1 solo) and 1 special teams forced fumble.

- Forced a fumble on a punt that was recovered by Denver in the end zone and tackled by RB Senorise Perry, causing a safety.

**VS. BUFFALO (12/31):** 7 tackles (4 solo).

## BEFORE THE NFL

### COLLEGE (SOUTHERN ILLINOIS):

- 4-year letterman (2013-16) and 3-year starter.

**CAREER:** Played in 45 games with 30 starts; 324 tackles (157 solo), 6 sacks, 7 passes defended, 3 forced fumbles, 2 fumble recoveries and 4 blocked kicks.

- Finished career 12th in school history with 324 career tackles.

**SENIOR (2016):** Played in 10 games with 8 starts; 77 tackles (49 solo), 1 sack, 1 pass defended, 1 forced fumble and 1 blocked kick.

- Became 2nd player in school history to lead team in tackles for 3 straight seasons.
- Honorable mention All-Missouri Valley Football Conference.
- Team MVP.

**JUNIOR (2015):** Played in all 11 games with 10 starts; 120 tackles (44 solo), 2.5 sacks, 2 passes defended, 2 forced fumbles, 2 fumble recoveries and 3 blocked kicks.

- Also returned 1 punt for 18 yards.
- 2nd-team All-MVFC.
- His 120 tackles led the team and his 10.9 tackles per game were third in the MVFC.

**SOPHOMORE (2014):** Started all 12 games; 95 tackles (45 solo), 1 sack, 3 passes defended and 1 forced fumble.

- Transitioned to middle linebacker after beginning his collegiate career as an outside linebacker.
- His 95 tackles led the team and were 9th in the MVFC.

**REDSHIRT FRESHMAN (2013):** Played in all 12 games; 32 tackles (19 solo), 1.5 sacks and 1 pass defended.

- Redshirted in 2012.

### HIGH SCHOOL (BELLEVILLE EAST – BELLEVILLE, ILL.)

**SENIOR (2011):** 107 tackles and 5 interceptions; 700 rushing yards.

- All-state and all-conference at linebacker.

## OFF THE FIELD

### COMMUNITY:

- Visited military troops overseas with the Armed Forces Entertainment group in 2018.
- Participated in the 2018 Dolphins Cancer Challenge Golf Tournament.
- Fished in the 2017 Fins Weekend Fishing Tournament.

### PERSONAL:

- **MAJOR:** Management.



CHASE ALLEN'S NFL REGULAR SEASON STATS															
YEAR	TEAM	GP	GS	TACKLES					INTERCEPTIONS					FUMBLES	
				TOT	SOLO	ASST	SK	YDS	INT	YDS	LG	TD	PD	FF	FR
2017	MIAMI	16	4	33	24	9	0.0	0.0	0	0	0	0	0	1	0
NFL TOTALS		16	4	33	24	9	0.0	0.0	0	0	0	0	0	1	0

ADDITIONAL STATS

Special Teams Tackles: 7 in 2017.

SINGLE-GAME CAREER HIGHS

Tackles:

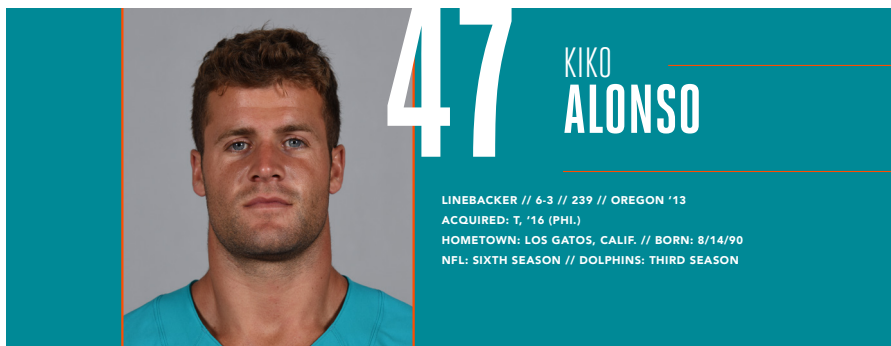
7

twice, last: vs. Buffalo, 12/31/17

Forced Fumbles:

1

vs. Denver, 12/3/17



## NFL CAREER

### TRANSACTIONS:

- Traded from Philadelphia to Miami on March 9, 2016.
- Traded from Buffalo to Philadelphia on March 10, 2015.
- 2nd-round pick (46th overall) by Buffalo in the 2013 NFL draft.

### CAREER HONORS:

- 2013 PFWA NFL Defensive Rookie of the Year.
- Pepsi MAX Rookie of the Week (vs. Baltimore, 9/29/13).

### CAREER HIGHLIGHTS:

- Played in 58 career games with 48 starts.
- 432 tackles (265 solo), 3 sacks, 7 interceptions, 10 passes defended, 4 forced fumbles and 6 fumble recoveries; 1 interception return for a TD.
- Totaled 100+ tackles in 3 of his 4 NFL seasons.
- Played all 1,145 of Buffalo's defensive snaps in 2013 and was one of just 3 NFL linebackers (Nick Roach and Lawrence Timmons) to do so that year.
- Became just the 8th linebacker since 1989 to record at least 150 tackles and 4 interceptions in a single season (2013).
- In 2013, his 159 tackles were third in the NFL and led all rookies:

#### TOTAL TACKLES IN THE NFL (2013)

PLAYER	TEAM	TOT	SOLO	ASST
1. Vontaze Burfict	Cincinnati	171	114	57
2. Paul Posluszny	Jacksonville	162	122	40
3. <b>KIKO ALONSO</b>	<b>BUFFALO</b>	<b>159</b>	<b>87</b>	<b>72</b>
4. Luke Kuechly	Carolina	156	93	63
5. Lavonte David	Tampa Bay	144	106	38

- Recorded 22 tackles vs. Cincinnati on Oct. 13, 2013, the 2nd-most by any NFL player during that season:

#### NFL SINGLE-GAME TACKLES (2013)

PLAYER	TM	OPP	DATE	TOT	SL	AST
1. Luke Kuechly	Car.	N.O.	12/22/13	24	9	15
2. <b>KIKO ALONSO</b>	<b>BUF.</b>	<b>CIN.</b>	<b>10/13/13</b>	<b>22</b>	<b>9</b>	<b>13</b>
3. Paul Worrlow	Atl.	Sea.	11/10/13	19	10	9
Paul Worrlow	Atl.	Car.	11/3/13	19	9	10

### 2017 (MIAMI):

- Started all 16 games.

- 115 tackles (79 solo), 1 sack, 2 forced fumbles and 1 pass defended.
- His 115 total tackles were 8th in the AFC and 14th in the NFL.

**VS. TENNESSEE (10/8):** 7 tackles (6 solo), 1 sack, 1 pass defended and 1 forced fumble.

- Sacked QB Matt Cassel for a loss of 7 yards, forcing a fumble that was recovered by S Reshad Jones for a 38-yard TD.

**VS. OAKLAND (11/15):** 5 tackles (4 solo) and 1 forced fumble.

- Forced a OL Marshall Newhouse fumble that was recovered by DE Charles Harris in the 4th quarter.

**AT KANSAS CITY (12/24):** 11 tackles (8 solo).

- His 11 tackles were a season high.

### 2016 (MIAMI):

- Started 15 games.
- Inactive for 1 contest.
- 115 tackles (69 solo), 2 interceptions, 4 passes defended, 1 forced fumble and 4 fumble recoveries.
- His 115 total tackles led the team and were 9th in the AFC.
- Tied for 1st in the NFL with 4 defensive fumble recoveries, which were the most by a Dolphins player since DE Jason Taylor in 2001.

**AT SEATTLE (9/11):** 11 tackles (3 solo) and 1 fumble recovery.

- Made Dolphins debut.
- Recovered a QB Russell Wilson fumble in the 4th quarter.

**AT SAN DIEGO (11/13):** 4 solo tackles and 1 interception.

- Intercepted QB Philip Rivers with 1:01 remaining in the 4th quarter and returned it 60 yards for a TD, sealing Miami's 31-24 win.
- It was the latest interception return to give the Dolphins a lead since at least 1991.

**VS. SAN FRANCISCO (11/27):** 11 tackles (4 solo), 1 interception and 1 fumble recovery.

- Became first Dolphins linebacker since at least 1993 to recover a fumble and intercept a pass in the same game.
- Recovered a TE Garrett Celek fumble in the 2nd quarter.
- Intercepted a QB Colin Kaepernick pass and returned the ball 10 yards in the 3rd quarter.
- Tackled QB Colin Kaepernick along with DT

Ndamukong Suh at Miami's 2-yard line on the final play to end the game and preserve Miami's 31-24 victory.

#### POSTSEASON:

**AFC WILD CARD AT PITTSBURGH (1/8):** 6 tackles (1 solo).

#### 2015 (PHILADELPHIA):

- Played in 11 games with 1 start.
- 43 tackles (30 solo), 1 interception and 1 pass defended.
- Traded from Buffalo to Philadelphia on March 9, 2016.

**AT ATLANTA (9/14):** 6 tackles (4 solo) and 1 interception.

- Made his Eagles debut.
- Recorded a one-handed interception of QB Matt Ryan in the end zone.

**VS. WASHINGTON (12/26):** 8 tackles (5 solo).

**AT N.Y. GIANTS (1/3):** 9 tackles (8 solo).

- His 9 tackles were a season high.

#### 2014 (BUFFALO):

- Missed the entire season due to injury.
- Placed on injured reserve on Aug. 26.

#### 2013 (BUFFALO):

- Started all 16 games.
- 159 tackles (87 solo), 4 interceptions, 2 sacks, 4 passes defended, 2 fumble recoveries and 1 forced fumble.
- Became just the 8th linebacker since 1989 to record at least 150 tackles and 4 interceptions in a single season.
- His 159 tackles were third in the NFL.
- Played all 1,145 of the team's defensive snaps and was one of just 3 NFL linebackers (Nick Roach and Lawrence Timmons) to do so.

**VS. NEW ENGLAND (9/8):** 9 tackles (5 solo), 1 forced fumble and 1 fumble recovery.

- Made his NFL debut.

**VS. BALTIMORE (9/29):** 5 tackles (2 solo) and 2 interceptions.

- Picked off QB Joe Flacco twice in the 2nd half, including on Baltimore's final drive to seal the win.
- Earned Pepsi MAX Rookie of the Week honors for the performance.

**VS. CINCINNATI (10/13):** 22 tackles (9 solo).

- His 22 tackles were the 2nd-most by an NFL player during the 2013 season.

#### HONORS:

- PFWA NFL Defensive Rookie of the Year
- Pepsi MAX Rookie of the Week (vs. Baltimore, 9/29)

### BEFORE THE NFL

#### COLLEGE (OREGON):

- 3-year letterman (2009, 2011-12) and 1-year starter.

**CAREER:** Played in 36 games with 17 starts; 143 tackles (99 solo), 3.5 sacks, 6 interceptions, 9 passes defended, 3 forced fumbles and 2 fumble recoveries.

**SENIOR (2012):** Started 12 games; 81 tackles (58 solo), 1 sack and 4 interceptions.

**JUNIOR (2011):** Played in 12 games with 5 starts; 46 tackles (28 solo), 2 interceptions and 2.5 sacks.

- Named Rose Bowl Defensive Player of the Game with 5 tackles, 1 interception and 1.5 sacks vs. Wisconsin (1/2).

**SOPHOMORE (2010):** Missed the entire season.

**REDSHIRT FRESHMAN (2009):** Played in 12 games; 16 tackles (3 solo) and 1 forced fumble.

- Redshirted in 2008.

#### HIGH SCHOOL (LOS GATOS HS – LOS GATOS, CALIF.)

**SENIOR (2007):** 150 tackles (81 solo) and 27 sacks; 35 receptions for 559 yards (16.0 avg.) and 7 TDs.

- Helped school win the league title.
- 1st-team All-Northern California on defense.

### OFF THE FIELD

#### COMMUNITY:

- Regularly hosts youth football camps in Puerto Rico during the offseason.
- Has made multiple mission trips to Puerto Rico to help with hurricane relief efforts.
- Brother, Carlos, was drafted by MLB's Philadelphia Phillies.

#### PERSONAL:

- Born to a Colombian mother and Cuban father.
- Speaks Spanish fluently and embraces Miami's Latin culture.

### KIKO ALONSO'S NFL REGULAR SEASON STATS

YEAR	TEAM	GP	GS	TACKLES					SK	YDS	INTERCEPTIONS					FUMBLES	
				TOT	SOLO	ASST					INT	YDS	LG	TD	PD	FF	FR
2013	BUFFALO	16	16	159	87	72	2.0	17.0			4	38	32	0	4	1	2
2014	BUFFALO			INJURED RESERVE													
2015	PHILADELPHIA	11	1	43	30	13	0.0	0.0			1	0	0	0	1	0	0
2016	MIAMI	15	15	115	69	46	0.0	0.0			2	70	60t	1	4	1	4
2017	MIAMI	16	16	115	79	36	1.0	0.0			0	0	0	0	1	2	0
	<b>NFL TOTALS</b>	<b>58</b>	<b>48</b>	<b>432</b>	<b>265</b>	<b>167</b>	<b>3.0</b>	<b>17.0</b>			<b>7</b>	<b>108</b>	<b>60t</b>	<b>1</b>	<b>10</b>	<b>4</b>	<b>6</b>

# KIKO ALONSO'S NFL PLAYOFF STATS


YEAR	TEAM	GP	GS	TACKLES					INTERCEPTIONS					FUMBLES	
				TOT	SOLO	ASST	SK	YDS	INT	YDS	LG	TD	PD	FF	FR
2016	MIAMI	1	1	6	1	5	0.0	0.0	0	0	0	0	0	0	0
NFL TOTALS		1	1	6	1	5	0.0	0.0	0	0	0	0	0	0	0

## ADDITIONAL STATS

**Defensive Touchdowns:** (Miami) 1 interception return in 2016.

## SINGLE-GAME CAREER HIGHS

**Tackles:** 22 vs. Cincinnati, 10/13/13  
**Sacks:** 1 3 times, last: vs. Tennessee, 10/8/17  
**Interceptions:** 2 vs. Baltimore, 9/29/13  
**Passes Defensed:** 2 twice, last: vs. N.Y. Jets, 11/6/16  
**Forced Fumbles:** 1 4 times, last: vs. Oakland, 11/5/17  
**Fumble Recoveries:** 1 6 times, last: vs. San Francisco, 11/27/16



41

JOHNATHAN

ALSTON

CORNERBACK // 6-1 // 206 // NORTH CAROLINA STATE '18

ACQUIRED: FA, '18

HOMETOWN: BUNN, N.C. // BORN: 10/17/94

NFL: ROOKIE SEASON // DOLPHINS: ROOKIE SEASON

BEFORE THE NFL

COLLEGE (NORTH CAROLINA STATE):

- 4-year letterman (2013-15; 2017) and 2-year starter.
- CAREER:** Played in 45 games with 23 starts; 56 tackles (39 solo), 1 sack, 2 interceptions and 10 passes defended; 39 receptions for 391 yards (10.0 avg.) and 3 TDs.
- SENIOR (2017):** Started all 13 games; 54 tackles (37 solo), 1 sack, 2 interceptions and 10 passes defended.
- Transitioned from wide receiver to cornerback following the 2015 season.
- Redshirted in 2016.
- Special Teams Scout Player of the Year in 2016.

- JUNIOR (2015):** Played in 13 games with 4 starts; 18 receptions for 167 yards (9.3 avg.) and 1 TD.
- SOPHOMORE (2014):** Played in 12 games with 6 starts; 21 receptions for 224 yards (10.7 avg.) and 2 TDs.
- TRUE FRESHMAN (2013):** Played in 7 games.
- HIGH SCHOOL (BUNN HS – BUNN, N.C.)**
  - Played wide receiver and linebacker.
- JUNIOR (2011):** 67 tackles and 6 sacks; 27 receptions for 523 yards (19.4 avg.) and 7 TDs.

OFF THE FIELD

PERSONAL:

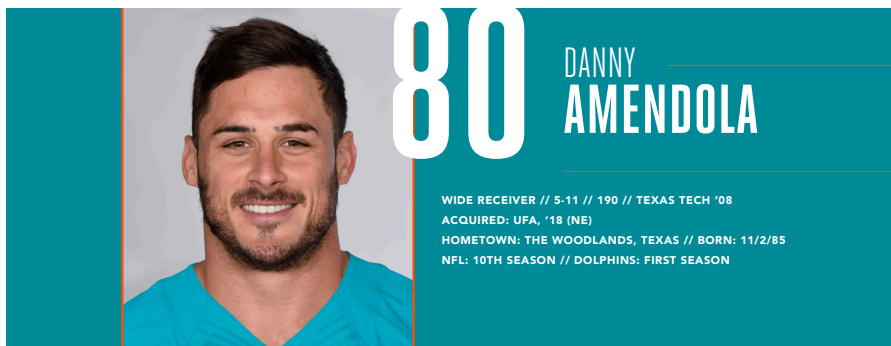
- **MAJOR:** African-American studies.

JOHNATHAN ALSTON'S COLLEGE STATS															
YEAR	TEAM	GP	GS	TACKLES				INTERCEPTIONS					FUMBLES		
				TOT	SOLO	ASST	SK	YDS	INT	YDS	LG	TD	PD	FF	FR
2013	NC STATE	7	0	1	1	0	0.0	0.0	0	0	–	0	0	0	0
2014	NC STATE	12	6	1	1	0	0.0	0.0	0	0	–	0	0	0	0
2015	NC STATE	13	4	0	0	0	0.0	0.0	0	0	–	0	0	0	0
2016	NC STATE			REDSHIRTED											
2017	NC STATE	13	13	54	37	17	1.0	9.0	2	0	0	0	10	0	0
	NCAA TOTALS	45	23	56	39	17	1.0	9.0	2	0	0	0	10	0	0

ADDITIONAL STATS

Receiving:

21 for 224 yards (10.7 avg.) and 2 TDs in 2014, 18 for 167 yards (9.3 avg.) and 1 TD in 2015 for total of 39 for 391 yards (10.0 avg.) and 3 TDs.



WIDE RECEIVER // 5-11 // 190 // TEXAS TECH '08  
 ACQUIRED: UFA, '18 (NE)  
 HOMETOWN: THE WOODLANDS, TEXAS // BORN: 11/2/85  
 NFL: 10TH SEASON // DOLPHINS: FIRST SEASON

## NFL CAREER

### TRANSACTIONS:

- Signed by Miami as an unrestricted free agent from New England on March 15, 2018.
- Signed by New England as an unrestricted free agent from St. Louis on March 14, 2013.
- Signed by St. Louis on Sept. 22, 2009.
- Signed to Philadelphia's practice squad on Sept. 6, 2009.
- Waived by Philadelphia on Sept. 5, 2009.
- Signed by Philadelphia on Jan. 19, 2009.
- Signed to Philadelphia's practice squad on Jan. 7, 2009.
- Signed to Dallas' practice squad on Sept. 3, 2008.
- Waived by Dallas on Aug. 31, 2008.
- Signed by Dallas as an undrafted college free agent on April 28, 2008.

### CAREER HIGHLIGHTS:

- Played in 111 career games with 46 starts.
- 426 receptions for 4,109 yards (9.6 avg.) and 19 TDs.
- 15 carries for 99 yards (6.6 avg.).
- 152 kickoff returns for 3,575 yards (23.5 avg.).
- 174 punt returns for 1,707 yards (9.8 avg.).
- Won 2 Super Bowls (LI and XLIX) with New England.
- Totaled 13 receptions for 126 yards (9.7 avg.), 2 TDs and a 2-point conversion in the Super Bowl wins with both TD receptions aiding 4th-quarter comebacks.
- His 21 receptions and 278 receiving yards in his 3 Super Bowl appearances are both 5th-best in all-time Super Bowl history:

### NFL RECEPTION LEADERS (SUPER BOWLS)

PLAYER	TEAM(S)	REC	YDS	AVG
1. Jerry Rice	SF/Oak.	33	589	17.8
2. Andre Reed	Buf.	27	323	12.0
3. Wes Welker	NE/Den.	26	247	9.5
4. Deion Branch	NE	24	321	13.4
5. <b>DANNY AMENDOLA</b>	<b>NE</b>	<b>21</b>	<b>278</b>	<b>13.2</b>

### NFL RECEIVING YARDS LEADERS (SUPER BOWL HISTORY)

PLAYER	TEAM(S)	REC	YDS	AVG
1. Jerry Rice	SF/Oak.	33	589	17.8
2. Lynn Swann	Pit.	16	364	22.8
3. Andre Reed	Buf.	27	323	12.0
4. Deion Branch	NE	24	321	13.4
5. <b>DANNY AMENDOLA</b>	<b>NE</b>	<b>21</b>	<b>278</b>	<b>13.2</b>

- His 348 receiving yards in the playoffs following the 2017 season set a Patriots franchise record and are 10th all-time in NFL history:

### NFL SINGLE-SEASON RECEIVING LEADERS (PLAYOFFS)

PLAYER	TEAM	YEAR	REC	YDS	TD
1. Larry Fitzgerald	Ari.	2008	30	546	7
2. Hakeem Nicks	NYG	2011	28	444	4
3. Jerry Rice	SF	1988	21	409	6
4. Steve Smith Sr.	Car.	2003	18	404	3
5. Charlie Brown	Was.	1983	14	401	1
6. Anthony Carter	Min.	1987	23	391	1
7. Anquan Boldin	Balt.	2012	22	380	4
8. Fred Biletnikoff	Oak.	1968	14	370	4
9. Muhsin Muhammad	Car.	2003	15	352	2
10. <b>DANNY AMENDOLA</b>	<b>NE</b>	<b>2017</b>	<b>26</b>	<b>348</b>	<b>2</b>

- His 152 receiving yards in Super Bowl LII are tied for 5th-most in Super Bowl history, 3rd-most in a postseason game in Patriots history and set a Super Bowl team record:

### MOST RECEPTIONS IN A SUPER BOWL

PLAYER	TM	OPP	DATE	REC	YDS	AVG
1. Jerry Rice	SF	Cin.	1/22/89	11	215	19.5
2. Ricky Saunders	Was.	Den.	1/31/88	9	193	21.4
3. Isaac Bruce	STL	Ten.	1/30/00	6	162	27.0
4. Lynn Swann	Pit.	Dal.	1/18/76	4	161	40.3
5. <b>D. AMENDOLA</b>	<b>NE</b>	<b>PHI.</b>	<b>2/4/18</b>	<b>8</b>	<b>152</b>	<b>19.0</b>
Andre Reed	Buf.	Dal.	1/31/93	8	152	19.0
Rod Smith	Den.	Atl.	1/31/99	5	152	30.4

### PATRIOTS SINGLE-GAME RECEPTIONS LEADERS (PLAYOFF GAMES)

PLAYER	OPP	DATE	REC	YDS	AVG
1. Chris Hogan	Pit.	1/22/17	9	180	20.0
2. Deion Branch	Den.	1/14/06	8	153	19.1
3. <b>DANNY AMENDOLA</b>	<b>PHI.</b>	<b>2/4/18</b>	<b>8</b>	<b>152</b>	<b>19.0</b>
4. Rob Gronkowski	Den.	1/14/12	10	145	14.5
5. Rob Gronkowski	Den.	1/24/16	8	144	18.0

- Caught the 400th TD pass of QB Tom Brady's career vs. Jacksonville on Sept. 27, 2015.
- Tied an NFL record with 12 first-half receptions vs. Washington on Sept. 16, 2012:

### MOST RECEPTIONS IN AN NFL GAME (1ST HALF ONLY)

PLAYER	TM	OPP	DATE	REC	YDS
1. <b>DANNY AMENDOLA</b>	<b>STL</b>	<b>WAS.</b>	<b>9/16/12</b>	<b>12</b>	<b>133</b>
Reggie Wayne	Ind.	Ten.	12/30/07	12	87
3. Keenan Allen	SD	GB	10/18/15	11	128
Tim Brown	Oak.	Jax.	12/21/97	11	131
Dallas Clark	Ind.	Hou.	11/8/09	11	86
Terry Glenn	NE	Cle.	10/3/99	11	145

- Tied the Rams' single-game receptions franchise record with 15 on Sept. 16, 2012:

### RAMS SINGLE-GAME RECEPTIONS LEADERS

PLAYER	OPP	DATE	REC	YDS	AVG
1. <b>DANNY AMENDOLA</b>	<b>WAS.</b>	<b>9/16/12</b>	<b>15</b>	<b>160</b>	<b>10.7</b>
Flipper Anderson	NO	11/26/89	15	336	22.4
Isaac Bruce	Mia.	12/94/95	15	210	14.0
4. Marshall Faulk	Den.	9/8/02	14	91	6.5
5. Steven Jackson	KC	11/5/06	13	133	10.5
Jim Phillips	GB	12/17/61	13	101	7.8

- Led the NFL in all-purpose yards (2,364) in 2010:

### NFL ALL-PURPOSE YARDAGE LEADERS (2010)

PLAYER	TEAM	AP YDS
1. <b>DANNY AMENDOLA</b>	<b>ST. LOUIS</b>	<b>2,364</b>
Arian Foster	Houston	2,221
3. Darren Sproles	San Diego	2,210
4. Jamaal Charles	Kansas City	1,935
5. Stefan Logan	Detroit	1,909

- Finished 3rd in the NFL with 29 receptions on 3rd down in 2010:

### NFL RECEPTION LEADERS ON THIRD DOWN (2010)

PLAYER	TEAM	REC	YDS	AVG
1. Roddy White	Atlanta	36	497	13.8
2. Stevie Johnson	Buffalo	30	433	14.4
3. <b>DANNY AMENDOLA</b>	<b>ST. LOUIS</b>	<b>29</b>	<b>298</b>	<b>10.3</b>
4. Davone Bess	Miami	28	299	10.7
Kellen Winslow	Tampa Bay	28	313	11.2
Jason Witten	Dallas	28	258	9.2

- Led the NFL and set Rams franchise records in kickoff returns (66), kickoff return yards (1,618) and total return yards (1,978) in 2009:

### NFL KICKOFF RETURN LEADERS (2009)

PLAYER	TEAM	KR	YDS	AVG
1. <b>DANNY AMENDOLA</b>	<b>STL</b>	<b>66</b>	<b>1,618</b>	<b>24.5</b>
2. Josh Cribbs	Cle.	56	1,542	27.5
3. Stefan Logan	Pit.	55	1,466	26.7
4. Darren Sproles	SD	54	1,300	24.1
5. Ted Ginn Jr.	Mia.	52	1,296	24.9

### RAMS SINGLE-SEASON KICKOFF RETURN LEADERS

PLAYER	YEAR	KR	YDS	AVG
1. <b>DANNY AMENDOLA</b>	<b>2009</b>	<b>66</b>	<b>1,618</b>	<b>24.5</b>
2. Tony Horne	2000	57	1,379	24.2
3. Tony Horne	1998	56	1,306	23.3
4. Arlen Harris	2003	51	1,175	23.0
5. Drew Hill	1981	60	1,170	19.5

### 2017 (NEW ENGLAND):

- Played in 15 games with 8 starts.
- Inactive for 1 game.
- 61 receptions for 659 yards (10.8 avg.) and 2 TDs.
- 1 kickoff return for 16 yards.
- 27 punt returns for 231 yards (8.6 avg.).

- His 348 receiving yards in the playoffs set a Patriots franchise record and were 10th all-time in NFL history.

**VS. KANSAS CITY (9/7):** 6 receptions for 100 yards (16.7 avg.).

- It was the 8th 100-yard performance of his career.

**VS. CAROLINA (10/1):** 6 receptions for 42 yards (7.0 avg.) and 1 TD.

- Caught a 1-yard TD pass from QB Tom Brady with 3:09 remaining to tie the game.

**AT OAKLAND (11/19):** 8 receptions for 66 yards (8.3 avg.) and 1 TD.

- Hauled in a 5-yard TD pass from Brady to give the team a 14-0 lead in the 2nd quarter.

### POSTSEASON:

**AFC DIVISIONAL VS. TENNESSEE (1/13):** 11 receptions for 112 yards (10.2 avg.).

- It was his 1st 100-yard playoff effort.

- His 11 receptions are tied for 2nd-most in a playoff game in Patriots history.

**AFC CHAMPIONSHIP VS. JACKSONVILLE (1/21):** 7 receptions for 84 yards (12.0 avg.) and 2 TDs.

- Caught 2 TD passes in the 4th quarter to lead the Patriots to a come-from-behind victory.
- His 1st TD came on a 9-yard pass from Brady with 8:44 left to make it a 1-score game.

- Reeled in a 4-yard TD pass from Brady with 2:48 left to give New England the game-winning score.

**SUPER BOWL LII VS. PHILADELPHIA (2/4):** 8 receptions for 152 yards (19.0 avg.).

- His 152 receiving yards are tied for 5th-most in Super Bowl history, 3rd-most in a postseason game in Patriots history and set a Super Bowl team record.

### 2016 (NEW ENGLAND):

- Played in 12 games with 4 starts.
- Inactive for 4 games.
- 23 receptions for 243 yards (10.6 avg.) and 4 TDs.
- 5 kickoff returns for 129 yards (25.8 avg.).
- 18 punt returns for 121 yards (6.7 avg.).

**VS. MIAMI (9/18)** 4 receptions for 48 yards (12.0 avg.) and 2 TDs.

- Caught 2 TD passes in the 1st half to give New England an early lead.

- Reeled in a 12-yard TD pass from QB Jimmy Garoppolo on the team's opening drive.

- Scored on a 10-yard catch from Garoppolo in the 2nd quarter.

**AT BUFFALO (10/30):** 3 receptions for 29 yards (9.7 avg.) and 1 TD.

- Caught a 9-yard TD pass from QB Tom Brady to give his team a 1st-quarter lead.

**AT SAN FRANCISCO (11/20):** 2 receptions for 2 yards (1.0 avg.) and 1 TD.

- Hauled in a 5-yard TD pass from Brady in the 4th quarter.

### POSTSEASON:

**AFC DIVISIONAL VS. HOUSTON (1/14):** Played but did not record any stats.

**AFC CHAMPIONSHIP VS. PITTSBURGH (1/22):** 2 receptions for 12 yards (6.0 avg.).

**SUPER BOWL LI VS. ATLANTA (2/5):** 8 receptions for 78 yards (9.8 avg.) and 1 TD.



- Won his 2nd Super Bowl with the Patriots.
- Caught a 6-yard TD pass from Brady with 5:58 remaining to make it a 1-score game.
- Caught a 2-point conversion with 57 seconds left to tie the game and send it to overtime.

## 2015 (NEW ENGLAND):

- Played in 14 games with 7 starts.
- Inactive for 2 games.
- 65 receptions for 648 yards (10.0 avg.) and 3 TDs.
- 8 kickoff returns for 172 yards (21.5 avg.).
- 23 punt returns for 276 yards (12.0 avg.).

**VS. JACKSONVILLE (9/27):** 5 receptions for 39 yards (7.8 avg.) and 1 TD.

- His 1-yard TD reception in the 2nd quarter was the 400th career TD pass for QB Tom Brady.

**VS. N.Y. JETS (10/25):** 8 receptions for 86 yards (10.8 avg.) and 1 TD.

- Caught an 8-yard TD pass from Brady with 7:16 remaining to give his team the lead.

**VS. BUFFALO (11/23):** 9 receptions for 117 yards (13.0 avg.).

## POSTSEASON:

**AFC DIVISIONAL VS. KANSAS CITY (1/16):** 2 receptions for 18 yards (9.0 avg.).

**AFC CHAMPIONSHIP AT DENVER (1/24):** 5 receptions for 39 yards (7.8 avg.).

## 2014 (NEW ENGLAND):

- Played in all 16 games with 4 starts.
- 27 receptions for 200 yards (7.4 avg.) and 1 TD.
- 20 kickoff returns for 482 yards (24.1 avg.).
- 16 punt returns for 132 yards (8.3 avg.).

**VS. N.Y. JETS (10/16):** 1 reception for 19 yards and 1 TD.

- Caught a 19-yard TD pass from QB Tom Brady in the 4th quarter.

**AT N.Y. JETS (12/21):** 8 receptions for 63 yards (7.9 avg.).

**VS. BUFFALO (12/28):** 4 receptions for 24 yards (6.0 avg.).

## POSTSEASON:

**AFC DIVISIONAL VS. BALTIMORE (1/10):** 5 receptions for 81 yards (16.2 avg.) and 2 TDs.

- Caught 2 TD passes, both to tie the score.
- Hauled in his first TD on a 15-yard pass from Brady in the 2nd quarter.
- Scored again on a 51-yard pass from Brady in the 3rd quarter.

**AFC CHAMPIONSHIP VS. INDIANAPOLIS (1/18):** 1 reception for 8 yards.

**SUPER BOWL XLIX VS. SEATTLE (2/1):** 5 receptions for 48 yards (9.6 avg.) and 1 TD.

- Won his 1st Super Bowl.
- Caught a 4-yard TD pass from Brady with 7:55 to go and made it a 1-score game.

## 2013 (NEW ENGLAND):

- Played in 12 games with 6 starts.
- Inactive for 4 games.
- 54 receptions for 633 yards (11.7 avg.) and 2 TDs.

**AT BUFFALO (9/8):** 10 receptions for 104 yards (10.4 avg.).

- Made his Patriots debut.

**VS. CLEVELAND (12/8):** 4 receptions for 36 yards

(9.0 avg.) and 1 TD.

- Caught a 1-yard TD pass from QB Tom Brady with 31 seconds left to win the game.

**AT MIAMI (12/15):** 10 receptions for 131 yards (13.1 avg.).

## POSTSEASON:

**AFC DIVISIONAL VS. INDIANAPOLIS (1/11):** 3 receptions for 77 yards (25.7 avg.).

**AFC CHAMPIONSHIP AT DENVER (1/19):** Played but did not record any stats.

## 2012 (ST. LOUIS):

- Played in 11 games with 8 starts.
- Inactive for 5 games.
- 63 receptions for 666 yards (10.6 avg.) and 3 TDs.
- 2 kickoff returns for 16 yards (8.0 avg.).
- 17 punt returns for 122 yards (7.2 avg.).

**VS. WASHINGTON (9/16):** 15 receptions for 160 yards (10.7 avg.) and 1 TD.

- Tied an NFL record with 12 first-half receptions.
- His 15 receptions tied the Rams' single-game receptions franchise record.

**VS. SEATTLE (9/30):** 6 receptions for 55 yards (9.2 avg.) and 1 TD.

- Caught a 2-yard TD pass from P Johnny Hekker on a fake field goal.

**AT SAN FRANCISCO (11/11):** 11 receptions for 102 yards (9.3 avg.).

## 2011 (ST. LOUIS):

- Started 1 game.
- Inactive for 3 games.
- Missed the rest of the season after being placed on injured reserve on Oct. 10.
- 5 receptions for 45 yards (9.0 avg.).

**VS. PHILADELPHIA (9/11):** 5 receptions for 45 yards (9.0 avg.).

## 2010 (ST. LOUIS):

- Played in all 16 games with 6 starts.
- 85 receptions for 689 yards (8.1 avg.) and 3 TDs.
- 50 kickoff returns for 1,142 yards (22.8 avg.).
- 40 punt returns for 452 yards (11.3 avg.).
- Led the NFL in all-purpose yards (2,364).
- Was 3rd in the NFL with 29 receptions on 3rd down.

**AT DETROIT (10/10):** 12 receptions for 95 yards (7.9 avg.).

**VS. CAROLINA (10/31):** 6 receptions for 28 yards (4.7 avg.) and 1 TD.

- Caught a 2-yard TD pass from QB Sam Bradford in the 2nd quarter.

**AT SAN FRANCISCO (11/14):** 7 receptions for 51 yards (7.3 avg.) and 1 TD.

- Caught a 5-yard TD pass from Bradford in the 2nd quarter.

## 2009 (ST. LOUIS/PHILADELPHIA):

- Played in 14 games with 2 starts.
- Signed by St. Louis from Philadelphia's practice squad on Sept. 22, 2009.
- Spent 2 weeks on Philadelphia's practice squad.
- Spent the entire offseason and training camp with Philadelphia.
- 43 receptions for 326 yards (7.6 avg.) and 1 TD.

- 66 kickoff returns for 1,618 yards (24.5 avg.).
- 31 punt returns for 360 yards (11.6 avg.).
- Led the NFL and set Rams franchise records in kickoff returns (66), kickoff return yards (1,618) and total return yards (1,978).

**VS. GREEN BAY (9/27):** Played but did not record any stats.

- Made his NFL debut.

**VS. SEATTLE (11/29):** 7 receptions for 55 yards (7.9 avg.).

- Made his 1st NFL start.

**VS. HOUSTON (12/20):** 2 receptions for 7 yards (3.5 avg.) and 1 TD.

- Caught a 2-yard TD pass from QB Keith Null for his 1st career score.

## 2008 (PHILADELPHIA/DALLAS):

- Spent 1 playoff week on Philadelphia's practice squad.
- Was on Dallas' practice squad for the remainder of the season.
- Also spent the offseason and training camp with Dallas.

## BEFORE THE NFL

### COLLEGE (TEXAS TECH):

- 4-year letterman (2004-07) and 3-year starter.

**CAREER:** Played in all 50 games with 33 starts; 204 receptions for 2,246 yards (11.0 avg.) and 15 TDs; 7 carries for 20 yards (2.9 avg.); 17 kickoff returns for 290 yards (17.1 avg.); 116 punt returns for 1,283 yards (11.1 avg.) and 1 TD.

- Finished his career 5th in school history with 204 receptions and 8th with 2,246 receiving yards.
- His 3,839 career all-purpose yards were 7th in school history.
- His 1,283 career punt return yards were 3rd in school history.

**SENIOR (2007):** Started all 13 games; 109 receptions for 1,245 yards (11.4 avg.) and 6 TDs; 14 punt returns for 222 yards (15.9 avg.).

- His 109 receptions were 2nd and his 1,245 receiving yards were 4th in school history.
- Joined WR Michael Crabtree (134) to set an FBS record for most passes caught by two players on the same team (243) in the same season.
- 2nd-team All-Big 12.

**JUNIOR (2006):** Played in all 13 games with 11 starts; 48 receptions for 487 yards (10.1 avg.) and 5 TDs; 3 carries for 12 yards (4.0 avg.); 41 punt returns for 377 yards (9.2 avg.).

- His 9.2 yards per punt return average was 6th in the Big 12.

- Honorable mention All-Big 12.

**SOPHOMORE (2005):** Played in all 12 games with 8 starts; 34 receptions for 395 yards (11.6 avg.) and 3 TDs; 2 carries for -1 yard (-0.5 avg.); 9 kickoff returns for 141 yards (15.7 avg.); 32 punt returns for 313 yards (9.8 avg.).

- Honorable mention All-Big 12.

**TRUE FRESHMAN (2004):** Played in all 12 games with 1 start; 13 receptions for 119 yards (9.2 avg.) and 1 TD; 2 carries for 9 yards (4.5 avg.); 8 kickoff returns for 149 yards (18.6 avg.); 29 punt returns for 371 yards (12.8 avg.) and 1 TD.

- 1st-team All-Big 12 as a return specialist.
- Only true freshman to play for the team that season.

## HIGH SCHOOL (THE WOODLANDS HS – THE WOODLANDS, TEXAS)

- Played wide receiver and safety.
- Also earned all-state honors as a second baseman on the baseball team.

**SENIOR (2003):** 60 receptions for 864 yards (14.4 avg.) and 9 TDs.

- 1st-team all-state.

## OFF THE FIELD

### COMMUNITY:

- Started the Danny Amendola Catches for Kids Foundation to provide opportunities, support and resources to children and families in need.
- Following the 2013 Boston Marathon bombing, he donated \$100 for every catch to a victim recovery fund.

### PERSONAL:

- Brother, Matt, played safety at Baylor in the early 2000s.
- **PRONUNCIATION:** Last name is pronounced am-men-DOLE-uh.

## DANNY AMENDOLA'S NFL REGULAR SEASON STATS

YEAR	TEAM	GP	GS	RECEIVING					RUSHING				
				REC	YDS	AVG	LG	TD	ATT	YDS	AVG	LG	TD
2009	ST. LOUIS	14	2	43	326	7.6	25	1	3	-2	-0.7	8	0
2010	ST. LOUIS	16	6	85	689	8.1	36	3	7	81	11.6	30	0
2011	ST. LOUIS	1	1	5	45	9.0	18	0	0	0	0.0	0	0
2012	ST. LOUIS	11	8	63	666	10.6	56	3	2	8	4.0	6	0
2013	NEW ENGLAND	12	6	54	633	11.7	57	2	1	1	1.0	1	0
2014	NEW ENGLAND	16	4	27	200	7.4	21	1	0	0	0.0	0	0
2015	NEW ENGLAND	14	7	65	648	10.0	41	3	2	11	5.5	8	0
2016	NEW ENGLAND	12	4	23	243	10.6	32	4	0	0	0.0	0	0
2017	NEW ENGLAND	15	8	61	659	10.8	27	2	0	0	0.0	0	0
NFL TOTALS		111	46	426	4109	9.6	57	19	15	99	6.6	30	0

## DANNY AMENDOLA'S NFL REGULAR SEASON RETURNING STATS

		KICKOFF RETURN					PUNT RETURN					
YEAR	TEAM	KR	YDS	AVG	LG	TD	PR	FC	YDS	AVG	LG	TD
2009	ST. LOUIS	66	1618	24.5	58	0	31	11	360	11.6	56	0
2010	ST. LOUIS	50	1142	22.8	84	0	40	18	452	11.3	42	0
2011	ST. LOUIS	0	0	0.0	-	0	1	0	0	0.0	0	0
2012	ST. LOUIS	2	16	8.0	12	0	17	10	122	7.2	22	0
2013	NEW ENGLAND	0	0	0.0	-	0	1	0	13	13.0	13	0
2014	NEW ENGLAND	20	482	24.1	81	0	16	5	132	8.3	39	0
2015	NEW ENGLAND	8	172	21.5	29	0	23	12	276	12.0	82	0
2016	NEW ENGLAND	5	129	25.8	73	0	18	7	121	6.7	30	0
2017	NEW ENGLAND	1	16	16.0	16	0	27	18	231	8.6	40	0
NFL TOTALS		152	3575	23.5	84	0	174	81	1707	9.8	82	0

## DANNY AMENDOLA'S NFL PLAYOFF STATS

YEAR	TEAM	GP	GS	RECEIVING					RUSHING				
				REC	YDS	AVG	LG	TD	ATT	YDS	AVG	LG	TD
2013	NEW ENGLAND	2	1	3	77	25.7	53	0	0	0	0.0	0	0
2014	NEW ENGLAND	3	1	11	137	12.5	51t	3	1	-2	-2.0	-2	0
2015	NEW ENGLAND	2	2	7	57	8.1	16	0	0	0	0.0	0	0
2016	NEW ENGLAND	3	0	10	90	9.0	20	1	1	15	15.0	15	0
2017	NEW ENGLAND	3	2	26	348	13.4	50	2	1	3	3.0	3	0
PLAYOFF TOTALS		13	6	57	709	12.4	53	6	3	16	5.3	15	0

## DANNY AMENDOLA'S NFL PLAYOFF RETURNING STATS

		KICKOFF RETURN					PUNT RETURN					
YEAR	TEAM	KR	YDS	AVG	LG	TD	PR	FC	YDS	AVG	LG	TD
2014	NEW ENGLAND	9	213	23.7	30	0	0	2	0	0.0	-	0
2015	NEW ENGLAND	0	0	0.0	-	0	4	4	54	13.5	28	0
2017	NEW ENGLAND	0	0	0.0	-	0	5	9	52	10.4	20	0
NFL TOTALS		9	213	23.7	30	0	9	15	106	11.8	28	0

### ADDITIONAL STATS

**Passing:** (New England) 1-of-1 (100.0 pct.) for 36 yards in 2015.

**Miscellaneous Tackles:** (St. Louis) 3 in 2009, 1 in 2010, 1 in 2012, (New England) 1 in 2016, 2 in 2017 for total of 8.

### SINGLE-GAME CAREER HIGHS

<b>Receptions:</b>	15	vs. Washington, 9/16/12
<b>Receiving Yards:</b>	160	vs. Washington, 9/16/12
<b>Longest Reception:</b>	57	vs. Pittsburgh, 11/3/13
<b>Receiving TDs:</b>	2	3 times, last: vs. Jacksonville, 1/21/18*
<b>Punt Returns:</b>	5	twice, last: vs. San Francisco, 1/3/10
<b>Punt Return Yards:</b>	84	at N.Y. Giants, 11/15/15
<b>Longest Punt Return:</b>	82	at N.Y. Giants, 11/15/15
<b>Kickoff Returns:</b>	9	at Tennessee, 12/13/09
<b>Kickoff Return Yards:</b>	217	at Tennessee, 12/13/09
<b>Longest Kickoff Return:</b>	84	vs. San Francisco, 12/26/10

\* AFC Divisional game

### 100-YARD RECEIVING GAMES (10)

DATE	OPPONENT	REC	YDS	AVG	LG	TD
9/16/12	WASHINGTON	15	160	10.7	56	1
11/11/12	at San Francisco	11	102	9.3	16	0
9/8/13	at Buffalo	10	104	10.4	24	0
11/3/13	PITTSBURGH	4	122	30.5	57	1
12/15/13	at Miami	10	131	13.1	30	0
10/18/15	at Indianapolis	7	105	15.0	35	0
11/23/15	BUFFALO	9	117	13.0	41	0
9/7/17	KANSAS CITY	6	100	16.7	27	0
1/13/18	TENNESSEE*	11	112	10.5	25	0
2/4/18	vs. Philadelphia**	8	152	19.0	50	0

\* AFC Divisional game

\*\* Super Bowl XLIII

### 2009 GAME-BY-GAME STATS (ST. LOUIS)

DATE	OPPONENT	P/S	REC	YDS	AVG	LG	TD
09/13	at Seattle		NOT ON ROSTER				
09/20	at Washington		NOT ON ROSTER				
09/27	GREEN BAY	1/0	0	0	0.0	-	0
10/04	at San Francisco	1/0	1	8	8.0	8	0
10/11	MINNESOTA	1/0	5	43	8.6	14	0
10/18	at Jacksonville	1/0	3	25	8.3	13	0
10/25	INDIANAPOLIS	1/0	5	39	7.8	14	0
11/01	at Detroit	1/0	1	13	13.0	13	0
11/15	NEW ORLEANS	1/0	0	0	0.0	-	0
11/22	ARIZONA	1/0	4	61	15.3	25	0
11/29	SEATTLE	1/1	7	55	7.9	11	0
12/06	at Chicago	1/0	1	0	0.0	0	0
12/13	at Tennessee	1/0	5	19	3.8	8	0
12/20	HOUSTON	1/0	2	7	3.5	5	1
12/27	at Arizona	1/0	6	38	6.3	12	0
01/03	SAN FRANCISCO	1/1	3	18	6.0	9	0
2009 TOTALS		14/2	43	326	7.6	25	1

### 2010 GAME-BY-GAME STATS (ST. LOUIS)

DATE	OPPONENT	P/S	REC	YDS	AVG	LG	TD
09/12	ARIZONA	1/1	6	67	11.2	36	0
09/19	at Oakland	1/1	4	39	9.8	16	0
09/26	WASHINGTON	1/0	6	56	9.3	18	0
10/03	SEATTLE	1/0	5	46	9.2	14	0
10/10	at Detroit	1/1	12	95	7.9	18	0
10/17	SAN DIEGO	1/0	3	19	6.3	11	0
10/24	at Tampa Bay	1/0	3	29	9.7	18	1
10/31	CAROLINA	1/0	6	28	4.7	9	1
11/14	at San Francisco	1/1	7	51	7.3	25	1
11/21	ATLANTA	1/1	8	63	7.9	18	0
11/28	at Denver	1/0	4	41	10.3	17	0
12/05	at Arizona	1/0	1	17	17.0	17	0
12/12	at New Orleans	1/0	3	16	5.3	10	0
12/19	KANSAS CITY	1/0	7	60	8.6	16	0
12/26	SAN FRANCISCO	1/1	8	53	6.6	10	0
01/02	at Seattle	1/0	2	9	4.5	6	0
2010 TOTALS		16/6	85	689	8.1	36	3

## 2011 GAME-BY-GAME STATS (ST. LOUIS)

DATE	OPPONENT	P/S	REC	YDS	AVG	LG	TD
09/11	PHILADELPHIA	1/1	5	45	9.0	18	0
09/19	at N.Y. Giants		INACTIVE				
09/25	BALTIMORE		INACTIVE				
10/02	WASHINGTON		INACTIVE				
10/16	at Green Bay		INJURED RESERVE				
10/23	at Dallas		INJURED RESERVE				
10/30	NEW ORLEANS		INJURED RESERVE				
11/06	at Arizona		INJURED RESERVE				
11/13	at Cleveland		INJURED RESERVE				
11/20	SEATTLE		INJURED RESERVE				
11/27	ARIZONA		INJURED RESERVE				
12/04	at San Francisco		INJURED RESERVE				
12/12	at Seattle		INJURED RESERVE				
12/18	CINCINNATI		INJURED RESERVE				
12/24	at Pittsburgh		INJURED RESERVE				
01/01	SAN FRANCISCO		INJURED RESERVE				
<b>2011 TOTALS</b>		<b>1/1</b>	<b>5</b>	<b>45</b>	<b>9.0</b>	<b>18</b>	<b>0</b>

## 2012 GAME-BY-GAME STATS (ST. LOUIS)

DATE	OPPONENT	P/S	REC	YDS	AVG	LG	TD
09/09	at Detroit	1/1	5	70	14.0	17	0
09/16	WASHINGTON	1/1	15	160	10.7	56	1
09/23	at Chicago	1/1	5	66	13.2	30	0
09/30	SEATTLE	1/1	6	55	9.2	15	1
10/04	ARIZONA	1/0	1	44	44.0	44	0
10/14	at Miami		INACTIVE				
10/21	GREEN BAY		INACTIVE				
10/28	NEW ENGLAND		INACTIVE				
11/11	at San Francisco	1/1	11	102	9.3	16	0
11/18	N.Y. JETS	1/1	7	41	5.9	10	0
11/25	at Arizona	1/0	1	38	38.0	38	0
12/02	SAN FRANCISCO		INACTIVE				
12/09	at Buffalo		INACTIVE				
12/16	MINNESOTA	1/1	6	58	9.7	26	1
12/23	at Tampa Bay	1/1	2	5	2.5	8	0
12/30	at Seattle	1/0	4	27	6.8	9	0
<b>2012 TOTALS</b>		<b>11/8</b>	<b>63</b>	<b>666</b>	<b>10.6</b>	<b>56</b>	<b>3</b>

## 2013 GAME-BY-GAME STATS (NEW ENGLAND)

DATE	OPPONENT	P/S	REC	YDS	AVG	LG	TD
09/08	at Buffalo	1/1	10	104	10.4	24	0
09/12	N.Y. JETS		INACTIVE				
09/22	TAMPA BAY		INACTIVE				
09/29	at Atlanta		INACTIVE				
10/06	at Cincinnati	1/0	4	55	13.8	21	0
10/13	NEW ORLEANS	1/1	2	0	0.0	1	0
10/20	at N.Y. Jets		INACTIVE				
10/27	MIAMI	1/1	3	15	5.0	8	0
11/03	PITTSBURGH	1/1	4	122	30.5	57	1
11/18	at Carolina	1/1	6	45	7.5	13	0
11/24	DENVER	1/0	3	17	5.7	8	0
12/01	at Houston	1/0	5	54	10.8	17	0
12/08	CLEVELAND	1/0	4	36	9.0	13	1
12/15	at Miami	1/1	10	131	13.1	30	0
12/22	at Baltimore	1/0	2	45	22.5	34	0
12/29	BUFFALO	1/0	1	9	9.0	9	0
<b>2013 TOTALS</b>		<b>12/6</b>	<b>54</b>	<b>633</b>	<b>11.7</b>	<b>57</b>	<b>2</b>

DATE	OPPONENT	P/S	REC	YDS	AVG	LG	TD
01/11	INDIANAPOLIS*	1/0	3	77	25.7	53	0
01/19	at Denver**	1/1	0	0	0.0	-	0
<b>PLAYOFF TOTALS</b>		<b>2/1</b>	<b>3</b>	<b>77</b>	<b>25.7</b>	<b>53</b>	<b>0</b>

\* AFC Divisional game

\*\* AFC Championship

## 2014 GAME-BY-GAME STATS (NEW ENGLAND)

DATE	OPPONENT	P/S	REC	YDS	AVG	LG	TD
09/07	at Miami	1/0	3	16	5.3	8	0
09/14	at Minnesota	1/0	0	0	0.0	-	0
09/21	OAKLAND	1/0	0	0	0.0	-	0
09/29	at Kansas City	1/1	0	0	0.0	-	0
10/05	CINCINNATI	1/0	1	7	7.0	7	0
10/12	at Buffalo	1/0	0	0	0.0	-	0
10/16	N.Y. JETS	1/0	1	19	19.0	19t	1
10/26	CHICAGO	1/1	2	5	2.5	6	0
11/02	DENVER	1/0	2	35	17.5	21	0
11/16	at Indianapolis	1/0	2	13	6.5	9	0
11/23	DETROIT	1/0	0	0	0.0	-	0
11/30	at Green Bay	1/0	0	0	0.0	-	0
12/07	at San Diego	1/0	3	7	2.3	5	0
12/14	MIAMI	1/0	1	11	11.0	11	0
12/21	at N.Y. Jets	1/1	8	63	7.9	12	0
12/28	BUFFALO	1/1	4	24	6.0	12	0
<b>2014 TOTALS</b>		<b>16/4</b>	<b>27</b>	<b>200</b>	<b>7.4</b>	<b>21</b>	<b>1</b>

DATE	OPPONENT	P/S	REC	YDS	AVG	LG	TD
01/10	BALTIMORE*	1/1	5	81	16.2	51t	2
01/18	INDIANAPOLIS**	1/0	1	8	8.0	8	0
02/01	vs. Seattle***	1/0	5	48	9.6	17	1
<b>PLAYOFF TOTALS</b>		<b>3/1</b>	<b>11</b>	<b>137</b>	<b>12.5</b>	<b>51t</b>	<b>3</b>

\* AFC Divisional game

\*\* AFC Championship

\*\*\* Super Bowl XLIX

## 2015 GAME-BY-GAME STATS (NEW ENGLAND)

DATE	OPPONENT	P/S	REC	YDS	AVG	LG	TD
09/10	PITTSBURGH	1/1	2	24	12.0	18	0
09/20	at Buffalo	1/1	1	29	29.0	29	0
09/27	JACKSONVILLE	1/1	5	39	7.8	12	1
10/11	at Dallas	1/0	2	6	3.0	4	0
10/18	at Indianapolis	1/0	7	105	15.0	35	0
10/25	N.Y. JETS	1/1	8	86	10.8	23	1
10/29	MIAMI	1/1	1	11	11.0	11	0
11/08	WASHINGTON	1/1	4	24	6.0	11	0
11/15	at N.Y. Giants	1/0	10	79	7.9	12	0
11/23	BUFFALO	1/1	9	117	13.0	41	0
11/29	at Denver		INACTIVE				
12/06	PHILADELPHIA	1/0	7	62	8.9	14	1
12/13	at Houston	1/0	6	46	7.7	10	0
12/20	TENNESSEE	1/0	1	3	3.0	3	0
12/27	at N.Y. Jets		INACTIVE				
01/03	at Miami	1/0	2	17	8.5	9	0
<b>2015 TOTALS</b>		<b>14/7</b>	<b>65</b>	<b>648</b>	<b>10.0</b>	<b>41</b>	<b>3</b>

DATE	OPPONENT	P/S	REC	YDS	AVG	LG	TD
01/16	KANSAS CITY*	1/1	2	18	9.0	16	0
01/24	at Denver**	1/1	5	39	7.8	10	0
<b>PLAYOFF TOTALS</b>		<b>2/2</b>	<b>7</b>	<b>57</b>	<b>8.1</b>	<b>16</b>	<b>0</b>

\* AFC Divisional game

\*\* AFC Championship

**2016 GAME-BY-GAME STATS (NEW ENGLAND)**

DATE	OPPONENT	P/S	REC	YDS	AVG	LG	TD
09/11	at Arizona	1/0	3	48	16.0	32	0
09/18	MIAMI	1/0	4	48	12.0	13	2
09/22	HOUSTON	1/0	2	23	11.5	16	0
10/02	BUFFALO	1/1	0	0	0.0	-	0
10/09	at Cleveland	1/0	2	11	5.5	7	0
10/16	CINCINNATI	1/0	2	30	15.0	17	0
10/23	at Pittsburgh	1/0	0	0	0.0	-	0
10/30	at Buffalo	1/0	3	29	9.7	15	1
11/13	SEATTLE	1/1	1	14	14.0	14	0
11/20	at San Francisco	1/0	2	2	1.0	5t	1
11/27	at N.Y. Jets	1/1	1	8	8.0	8	0
12/04	L.A. RAMS	1/1	3	30	10.0	17	0
12/12	BALTIMORE						
12/18	at Denver						
12/24	N.Y. JETS						
01/01	at Miami						
<b>2016 TOTALS</b>		<b>12/4</b>	<b>23</b>	<b>243</b>	<b>10.6</b>	<b>5t</b>	<b>4</b>

DATE	OPPONENT	P/S	REC	YDS	AVG	LG	TD
01/14	HOUSTON*	1/0	0	0	0.0	-	0
01/22	PITTSBURGH**	1/0	2	12	6.0	8	0
02/05	vs. Atlanta***	1/0	8	78	9.8	20	1
<b>PLAYOFF TOTALS</b>		<b>3/0</b>	<b>10</b>	<b>90</b>	<b>9.0</b>	<b>20</b>	<b>1</b>

\* AFC Divisional game

\*\* AFC Championship

\*\*\* Super Bowl LI

**2017 GAME-BY-GAME STATS (NEW ENGLAND)**

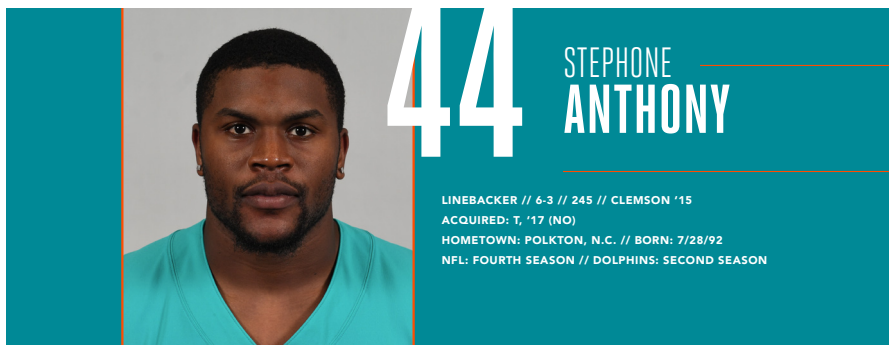
DATE	OPPONENT	P/S	REC	YDS	AVG	LG	TD
09/07	KANSAS CITY	1/0	6	100	16.7	27	0
09/17	at New Orleans						
09/24	HOUSTON	1/0	3	48	16.0	27	0
10/01	CAROLINA	1/1	6	42	7.0	16	1
10/05	at Tampa Bay	1/0	8	77	9.6	14	0
10/15	at N.Y. Jets	1/1	3	40	13.3	17	0
10/22	ATLANTA	1/0	3	17	5.7	7	0
10/29	L.A. CHARGERS	1/0	2	14	7.0	9	0
11/12	at Denver	1/0	4	36	9.0	16	0
11/19	at Oakland	1/0	8	66	8.3	18	1
11/26	MIAMI	1/1	1	15	15.0	15	0
12/03	at Buffalo	1/1	2	34	17.0	27	0
12/11	at Miami	1/1	6	76	12.7	26	0
12/17	at Pittsburgh	1/1	2	23	11.5	12	0
12/24	BUFFALO	1/1	3	28	9.3	13	0
12/31	N.Y. JETS	1/1	4	43	10.8	16	0
<b>2017 TOTALS</b>		<b>15/8</b>	<b>61</b>	<b>659</b>	<b>10.8</b>	<b>27</b>	<b>2</b>

DATE	OPPONENT	P/S	REC	YDS	AVG	LG	TD
01/13	TENNESSEE*	1/1	11	112	10.2	25	0
01/21	JACKSONVILLE**	1/1	7	84	12.0	21	2
02/04	vs. Philadelphia***	1/0	8	152	19.0	50	0
<b>PLAYOFF TOTALS</b>		<b>3/2</b>	<b>26</b>	<b>348</b>	<b>13.4</b>	<b>50</b>	<b>2</b>

\* AFC Divisional game

\*\* AFC Championship

\*\*\* Super Bowl LII



## NFL CAREER

### TRANSACTIONS:

- Traded from New Orleans to Miami on Sept. 19, 2017.
- 1st-round pick (31st overall) by New Orleans in the 2015 NFL draft.

### CAREER HIGHLIGHTS:

- Played in 34 career games with 19 starts.
- 142 tackles (94 solo), 1 sack, 1 interception, 5 passes defended, 2 forced fumbles and 1 fumble recovery.
- Started all 16 games and totaled 112 tackles in his rookie season (2015).

### 2017 (MIAMI/NEW ORLEANS):

- Played in 8 games with Miami.
- Dressed but did not play in 1 game with Miami.
- Inactive for 6 games with Miami and 2 games with New Orleans.
- Traded from New Orleans to Miami on Sept. 19, 2017.
- 15 tackles (12 solo).

**VS. NEW ORLEANS IN LONDON (10/1):** Appeared on special teams.

- Made his Dolphins debut.

**VS. DENVER (12/3):** 5 tackles (4 solo).

**VS. BUFFALO (12/31):** 5 solo tackles.

### 2016 (NEW ORLEANS):

- Played in 10 games with 3 starts.
- Inactive for 4 games.
- Placed on injured reserve on Dec. 20, missing the final 2 games.
- 15 tackles (12 solo).

**VS. ATLANTA (9/26):** 3 solo tackles.

**AT TAMPA BAY (12/11):** 9 tackles (7 solo).

### 2015 (NEW ORLEANS):

- Started all 16 games.
- 112 tackles (70 solo), 1 sack, 1 interception, 2 forced fumbles, 1 fumble recovery and 5 passes defended.

**AT ARIZONA (9/13):** 4 tackles (3 solo) and 1 pass defended.

- Started in his NFL debut.

**AT INDIANAPOLIS (10/25):** 7 tackles (5 solo), 1 interception and 1 pass defended.

**VS. CAROLINA (12/6):** 10 tackles (4 solo), 1 forced fumble and 1 fumble recovery.

## BEFORE THE NFL

### COLLEGE (CLEMSON):

- 4-year letterman (2011-14) and 3-year starter.

**CAREER:** Played in 52 games with 35 starts; 330 tackles (210 solo), 9.5 sacks, 3 interceptions, 13 passes defended, 5 forced fumbles and 1 fumble recovery.

**SENIOR (2014):** Played in 13 games with 12 starts; 90 tackles (61 solo), 2.5 sacks, 1 interception, 4 passes defended and 2 forced fumbles.

- Semifinalist for the Butkus Award.
- Consensus 1st-team All-American.
- Team Co-Captain.

**JUNIOR (2013):** Started all 13 games; 131 tackles (75 solo), 4 sacks, 1 interception, 5 passes defended and 1 fumble recovery.

- 2nd-team All-ACC.

**SOPHOMORE (2012):** Played in all 13 games with 7 starts; 77 tackles, 1 sack, 1 interception, 3 passes defended and 1 forced fumble.

- Honorable mention sophomore All-American.

**TRUE FRESHMAN (2011):** Played in 13 games with 3 starts; 32 tackles, 2 sacks, 1 pass defended and 2 forced fumbles.

### HIGH SCHOOL (ANSON HS – WADESBORO, N.C.)

- Also played catcher on the baseball team and power forward on the basketball team.

**SENIOR (2010):** 123 tackles, 4 sacks, 2 interceptions; 50 carries for 302 yards (6.0 avg.); 14 kickoff returns for 498 yards (35.6 avg.).

- 1st-team All-American.
- 1st-team all-state.
- Conference Player of the Year.

**JUNIOR (2009):**

- 1st-team all-state.

**SOPHOMORE (2008):**

- Conference Player of the Year.

OFF THE FIELD

PERSONAL:

- Cousin, Tyrone Crowder, was a 3-year All-ACC honoree at guard (2015-17) for Clemson.

- **PRONUNCIATION:** First name is pronounced steh-FAHN.
- **MAJOR:** Sociology.

STEPHONE ANTHONY’S NFL REGULAR SEASON STATS

YEAR	TEAM	GP	GS	TACKLES					INTERCEPTIONS					FUMBLES	
				TOT	SOLO	ASST	SK	YDS	INT	YDS	LG	TD	PD	FF	FR
2015	NEW ORLEANS	16	16	112	70	42	1.0	8.0	1	5	5	0	5	2	1
2016	NEW ORLEANS	10	3	15	12	3	0.0	0.0	0	0	0	0	0	0	0
2017	MIAMI	8	0	15	12	3	0.0	0.0	0	0	0	0	0	0	0
NFL TOTALS		34	19	142	94	48	1.0	8.0	1	5	5	0	5	2	1

ADDITIONAL STATS

Special Teams Tackles: 1 in 2016.

SINGLE-GAME CAREER HIGHS

Tackles:	11	vs. N.Y. Giants, 11/1/15
Sacks:	1	vs. Dallas, 10/4/15
Interceptions:	1	at Indianapolis, 10/25/15
Passes Defensed:	2	vs. Atlanta, 10/15/15
Forced Fumbles:	1	twice, last: vs. Detroit, 12/21/15
Fumble Recoveries:	1	vs. Carolina, 12/6/15





31

CORNELL

ARMSTRONG

CORNERBACK // 6-0 // 185 // SOUTHERN MISS '18

ACQUIRED: D6, '18

HOMETOWN: BASSFIELD, MISS. // BORN: 9/22/95

NFL: ROOKIE SEASON // DOLPHINS: ROOKIE SEASON

BEFORE THE NFL

COLLEGE (SOUTHERN MISS):

- 4-year letterman (2014-17) and 3-year starter.
- CAREER:** Played in 47 games with 40 starts; 146 tackles (108 solo), 5 interceptions and 34 passes defended.
- SENIOR (2017):** Started 10 games; 22 tackles (14 solo), 2 interceptions and 9 passes defended.
- All-Conference USA honorable mention.
- JUNIOR (2016):** Started all 13 games; 47 tackles (35 solo), 1 interception and 9 passes defended.
- His 9 passes defended led the team.
- SOPHOMORE (2015):** Started 12 games; 47 tackles (37 solo), 2 interceptions and 12 passes defended.
- TRUE FRESHMAN (2014):** Played in all 12 games with 5 starts; 30 tackles (22 solo) and 4 passes defended.
- Conference USA All-Freshman Team.

HIGH SCHOOL (BASSFIELD HS – BASSFIELD, MISS.)

- 62 career tackles (46 solo), 6 interceptions, 2 forced fumbles and 3 fumble recoveries.

- SENIOR (2013):** Played in 14 games; 32 tackles (20 solo), 2 interceptions, 1 forced fumble and 2 fumble recoveries.
- 1st-team all-state.
  - Helped his team win a state title.
- JUNIOR (2012):** Played in 12 games; 19 tackles (16 solo), 3 interceptions, 1 forced fumble and 1 fumble recovery.
- Helped his team go undefeated and win a state title.
- SOPHOMORE (2011):** Played in 5 games; 11 tackles (10 solo), 1 interception and 3 passes defended.

OFF THE FIELD

PERSONAL:

- His mother is Lessie Williams.
- **MAJOR:** Sports management and business.

CORNELL ARMSTRONG'S COLLEGE STATS														
YEAR	TEAM	GP	GS	TACKLES					INTERCEPTIONS					FUMBLES
				TOT	SOLO	ASST	SK	YDS	INT	YDS	LG	TD	PD	FF FR
2014	SOUTHERN MISS	12	5	30	22	8	0.0	0.0	0	0	–	0	4	0 0
2015	SOUTHERN MISS	12	12	47	37	10	0.0	0.0	2	-1	0	0	12	0 0
2016	SOUTHERN MISS	13	13	47	35	12	0.0	0.0	1	0	0	0	9	0 0
2017	SOUTHERN MISS	10	10	22	14	8	0.0	0.0	2	46	46	1	9	0 0
NCAA TOTALS		47	40	146	108	38	0.0	0.0	5	45	46	1	34	0 0

ADDITIONAL STATS

Defensive Touchdowns: 1 in 2017.

Special Teams Touchdowns: 1 blocked kick return in 2014.



## NFL CAREER

### TRANSACTIONS:

- 5th-round pick (164th overall) by Miami in the 2017 NFL draft.

### CAREER HIGHLIGHTS:

- Played in 1 career game.

### 2017 (MIAMI):

- Played in 1 game.
- Inactive for 15 games.

### VS. BUFFALO (12/31):

 Appeared on special teams.

- Made his NFL debut.

## BEFORE THE NFL

### COLLEGE (UTAH):

- 4-year letterman (2013-16) and 3-year starter.

### CAREER:

 Played in 45 games with 43 starts.

- Started 39 consecutive games to finish his career.

### SENIOR (2016):

 Started all 13 games at left guard.

- Morris Award winner as Pac-12's best offensive lineman, voted on by the league's starting defensive linemen.
- 2nd-team All-Pac 12.
- Scored a TD after falling on a fumble in the end zone vs. USC (9/23).

### JUNIOR (2015):

 Started all 13 games at left guard.

- Honorable mention All-Pac 12.

### SOPHOMORE (2014):

 Started all 13 games, 7 at right guard and 6 at left guard.

### REDSHIRT FRESHMAN (2013):

 Played in 6 games with 4 starts at right tackle.

- Missed the 2012 season on a church mission.
- Redshirted in 2011.

### HIGH SCHOOL (SPANISH FORK HS – SPANISH FORK, UTAH)

- 3-year starter (2008-10).
- Team captain as a junior (2009) and senior (2010).

## OFF THE FIELD

### COMMUNITY:

- Served a church mission in Tulsa, Oklahoma in 2012.
- Participated in the Aware of Angels event to advocate for kids with rare childhood diseases.


### PERSONAL:

- Cousin, Matt Asiata, played 5 seasons with Minnesota (2012-16) at running back.
- Married to Angel.
- **PRONUNCIATION:** Last name is pronounced ah-see-ah-ta.
- **MAJOR:** Sports management.

## ISAAC ASIATA'S NFL REGULAR SEASON STATS

GAMES/STARTS: 2017: 1/0

NFL TOTALS: 1/0



55

JEROME

BAKER

LINEBACKER // 6-2 // 215 // OHIO STATE '18

ACQUIRED: D3, '18

HOMETOWN: CLEVELAND, OHIO // BORN: 12/25/96

NFL: ROOKIE SEASON // DOLPHINS: ROOKIE SEASON

BEFORE THE NFL

COLLEGE (OHIO STATE):

- 3-year letterman (2015-17) and 2-year starter.
- CAREER:** Played in 33 games with 25 starts; 158 tackles (90 solo), 7 sacks, 2 interceptions, 5 passes defended, 1 forced fumble and 3 fumble recoveries.
- JUNIOR (2017):** Started 13 games; 72 tackles (42 solo), 3.5 sacks, 3 passes defended, 1 forced fumble and 2 fumble recoveries.
- All-Big Ten honorable mention.
- SOPHOMORE (2016):** Played in all 13 games with 12 starts; 83 tackles (45 solo), 3.5 sacks, 2 interceptions, 2 passes defended and 1 fumble recovery.
- All-Big Ten honorable mention.

- His 83 tackles were second on the team behind fellow Dolphins LB Raekwon McMillan.
- TRUE FRESHMAN (2015):** Played in 7 games; 3 solo tackles.

HIGH SCHOOL (BENEDICTINE HS – CLEVELAND, OHIO)

SENIOR (2014):

- Helped his school win the state championship.
- 1st-team all-state.
- Co-defensive player of the year in Ohio.

OFF THE FIELD

PERSONAL:

- **MAJOR:** Criminology.

JEROME BAKER'S COLLEGE STATS														
YEAR	TEAM	GP	GS	TACKLES					INTERCEPTIONS					FUMBLES
				TOT	SOLO	ASST	SK	YDS	INT	YDS	LG	TD	PD	
2015	OHIO STATE	7	0	3	3	0	0.0	0.0	0	0	–	0	0	0
2016	OHIO STATE	13	12	83	45	38	3.5	26.0	2	90	68	1	2	0
2017	OHIO STATE	13	13	72	42	30	3.5	25.0	0	0	–	0	3	1
NCAA TOTALS		33	25	158	90	68	7.0	51.0	2	90	68	1	5	1

ADDITIONAL STATS

Defensive Touchdowns: 1 in 2016, 1 in 2017 for total of 2.



BEFORE THE NFL

COLLEGE (ARIZONA STATE):

- 4-year letterman (2014-17) and 2-year starter.
- CAREER:** Played in 47 games with 17 starts; 450 carries for 1,984 yards (4.4 avg.) and 27 TDs; 82 receptions for 684 yards (8.3 avg.) and 2 TDs; 47 kickoff returns for 1,059 yards (22.5 avg.); 1 punt return for -6 yards; 3-for-4 passing (75.0 pct.) for 30 yards and 1 TD.
- Finished career 6th in school history with his 27 rushing TDs.
- SENIOR (2017):** Played in all 13 games with 9 starts; 157 carries for 669 yards (4.3 avg.) and 6 TDs; 20 receptions for 91 yards (4.6 avg.); 20 kickoff returns for 437 yards (21.9 avg.).
- JUNIOR (2016):** Played in all 12 games with 6 starts; 126 carries for 536 yards (4.3 avg.) and 14 TDs; 44 receptions for 469 yards (10.7 avg.) and 1 TD; 18 kickoff returns for 409 yards (22.7 avg.); 1 punt return for -6 yards; 3-for-4 passing (75.0 pct.) for 30 yards and 1 TD.
- His 14 rushing TDs were 2nd in the Pac-12 and 26th nationally.
  - Was 1 of just 9 FBS players to rush, receive and throw a TD in the 2016 season.

- Tied an FBS record with 8 TDs against Texas Tech (Sept. 10) and is the only player to total 8 TDs in a single game vs. an FBS opponent.
- SOPHOMORE (2015):** Played in 10 games with 1 start; 125 carries for 653 yards (5.2 avg.) and 4 TDs; 12 receptions for 60 yards (5.0 avg.); 3 kickoff returns for 26 yards (8.7 avg.).
- TRUE FRESHMAN (2014):** Played in 12 games with 1 start; 42 carries for 126 yards (3.0 avg.) and 3 TDs; 6 receptions for 64 yards (10.7 avg.) and 1 TD; 6 kickoff returns for 187 yards (31.2 avg.).

HIGH SCHOOL (FALCON HS – PEYTON, COLO.)

- 318 career carries for 2,690 yards (8.5 avg.) and 35 TDs; 40 receptions for 671 yards (16.8 avg.) and 12 TDs; 3,981 all-purpose yards.
- SENIOR (2013):** 206 carries for 1,943 yards (9.4 avg.) and 25 TDs; 16 receptions for 360 yards (22.5 avg.) and 6 TDs; 2,628 all-purpose yards.

OFF THE FIELD

PERSONAL:

- **MAJOR:** Communications.
- **PRONUNCIATION:** Name is pronounced KAY-lun buh-LODGE.

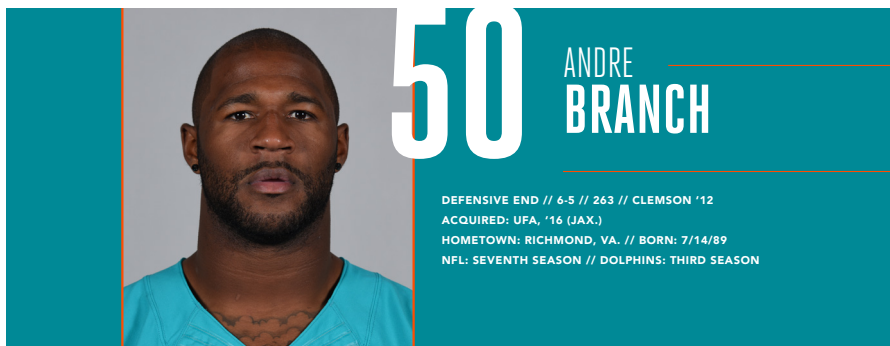
KALEN BALLAGE'S COLLEGE STATS															
YEAR	TEAM	GP		GS	RUSHING					RECEIVING					
					ATT	YDS	AVG	LG	TD	REC	YDS	AVG	LG	TD	
2014	ARIZONA STATE	12	1		42	126	3.0	12	3		6	64	10.7	38	1
2015	ARIZONA STATE	10	1		125	653	5.2	65	4		12	60	5.0	16	0
2016	ARIZONA STATE	12	6		126	536	4.3	75	14		44	469	10.7	71	1
2017	ARIZONA STATE	13	9		157	669	4.3	35	6		20	91	4.6	10	0
NCAA TOTALS		47	17		450	1,984	4.4	75	27		82	684	8.3	71	2

KALEN BALLAGE'S COLLEGE RETURNING STATS													
YEAR	TEAM	KICKOFF RETURN					PUNT RETURN						
		KR	YDS	AVG	LG	TD	PR	FC	YDS	AVG	LG	TD	
2014	ARIZONA STATE	6	187	31.2	96	0	0	0	0	0.0	-	0	
2015	ARIZONA STATE	3	26	8.7	27	0	0	0	0	0.0	-	0	
2016	ARIZONA STATE	18	409	22.7	36	0	1	0	-6	-6.0	-	0	
2017	ARIZONA STATE	20	437	21.9	51	0	0	0	0	0.0	-	0	
NCAA TOTALS		47	1,059	22.5	96	0	1	0	-6	-6.0	-	0	

**ADDITIONAL STATS**

**Passing:** 3-for-4 (75.0 pct.) for 30 yards and 1 TD in 2016.

**Tackles:** 1 in 2017.



## NFL CAREER

### TRANSACTIONS:

- Signed by Miami as an unrestricted free agent from Jacksonville on March 16, 2016.
- 2nd-round pick (38th overall) by Jacksonville in the 2012 NFL draft.

### CAREER HIGHLIGHTS:

- Played in 81 career games with 37 starts.
- 162 tackles (108 solo), 24 sacks, 13 passes defended, 7 forced fumbles and 3 fumble recoveries.
- Started 25 games for the Dolphins since signing with the team in 2016.

### 2017 (MIAMI):

- Started 14 games.
- Inactive for 2 games.
- 23 tackles (12 solo), 4.5 sacks and 1 pass defended.

### VS. TENNESSEE (10/8): 2 solo tackles and 2 sacks.

- Sacked QB Matt Cassel for a loss of 5 yards in the 2nd quarter.
- Sacked Cassel again on the same drive on a 3rd-and-20, forcing a punt.
- It was the 4th multi-sack game of his career and his 2nd with Miami.

### VS. TAMPA BAY (11/19): 1 assisted tackle and 1 pass defended.

- Forced QB Ryan Fitzpatrick to step up in the pocket where he was tackled by DE Cameron Wake for a third-down sack on Tampa Bay's goal line.
- Batted down a pass on a 2nd-and-8 in the 3rd quarter.

### VS. DENVER (12/3): 1 solo tackle and 1 sack.

- Sacked QB Trevor Siemian for a loss of 6 yards on 3rd-and-11.

### 2016 (MIAMI):

- Played in all 16 games with 11 starts.
- 49 tackles (27 solo), 5.5 sacks, 1 pass defended and 2 forced fumbles.

### AT SEATTLE (9/11): 4 assisted tackles.

- Made Dolphins debut.

### VS. PITTSBURGH (10/16): 4 tackles (3 solo) and 1.5 sacks.

- Sacked QB Ben Roethlisberger for an 11-yard loss in the 1st quarter.

- Split a sack with DE Cameron Wake for a loss of 9 yards in the 1st quarter.

### VS. ARIZONA (12/11): 6 tackles (3 solo), 1 sack, 1 pass defended and 1 forced fumble.

- Strip-sacked QB Carson Palmer for a 5-yard loss.

### POSTSEASON:

### AFC WILD CARD AT PITTSBURGH (1/8): 1 solo tackle.

### 2015 (JACKSONVILLE):

- Played in 13 games with 9 starts.
- Inactive for 3 games.
- 24 tackles (18 solo), 4 sacks, 4 passes defended, 2 forced fumbles and 1 fumble recovery.

### VS. BUFFALO (10/25): 2 solo tackles, 1 sack and 1 forced fumble.

### VS. INDIANAPOLIS (12/13): 4 solo tackles, 2 sacks, 1 pass defended, 1 forced fumble and 1 fumble recovery.

### AT HOUSTON (1/3): 4 tackles (2 solo).

### 2014 (JACKSONVILLE):

- Played in 9 games.
- Inactive for 7 games.
- 18 tackles (12 solo), 3 sacks, 3 passes defended, 2 forced fumbles and 1 fumble recovery.

### AT PHILADELPHIA (9/7): 3 solo tackles, 2 sacks and 2 forced fumbles.

### VS. INDIANAPOLIS (9/21): 2 solo tackles and 1 sack.

### VS. CLEVELAND (10/19): 4 tackles (2 solo) and 1 pass defended.

### 2013 (JACKSONVILLE):

- Played in all 16 games.
- 37 tackles (30 solo), 6 sacks and 3 passes defended.

### AT ST. LOUIS (10/6): 3 solo tackles and 1 sack.

### VS. BUFFALO (12/15): 5 tackles (4 solo) and 1 sack.

### 2012 (JACKSONVILLE):

- Played in 13 games with 3 starts.
- Inactive for 1 game.
- Placed on injured reserve on Dec. 18, missing the final 2 games.

- 11 tackles (9 solo), 1 sack, 1 pass defended, 1 forced fumble and 1 fumble recovery.
- AT MINNESOTA (9/9):** 1 solo tackle.
- Made NFL debut
- VS. HOUSTON (9/16):** 4 tackles (3 solo) and 1 pass defended.
- Made first NFL start.
- AT GREEN BAY (10/28):** 1 solo tackle, 1 sack, 1 forced fumble and 1 fumble recovery.
- Strip-sacked QB Aaron Rodgers in the 2nd quarter for the first sack of his career.
  - The fumble was recovered by Branch himself and set up a Jaguars TD drive.

## BEFORE THE NFL

### COLLEGE (CLEMSON):

- 4-year letterman (2008-11) and 2-year starter.
- CAREER:** Played in 48 games with 27 starts; 197 tackles (142 solo), 17.5 sacks and 11 passes defended.
- Recorded at least 1 tackle in 41 straight games.
- SENIOR (2011):** Started all 14 games; 85 tackles (64 solo), 10.5 sacks, 1 forced fumble and 1 fumble recovery.
- 2nd-team All-American.
  - 1st-team All-ACC.
  - Finalist for the Ted Hendricks Award (nation's top defensive end).
  - Team co-captain.

**JUNIOR (2010):** Started all 13 games; 55 tackles (36 solo), 5 sacks and 7 passes defended.

- His 7 passes defended led all ACC defensive ends.

**SOPHOMORE (2009):** Played all 14 games; 46 tackles (33 solo) and 2 sacks.

**REDSHIRT FRESHMAN (2008):** Played 7 games; 11 tackles (9 solo) and 2 special teams tackles.

- Redshirted in 2007.

### HIGH SCHOOL (VARINA HS – RICHMOND, VA.)

- 2-year starter at linebacker and tight end.
- Also played basketball and earned all-district honors at power forward.

**SENIOR (2006):** 62 tackles, 3 sacks, 2 interceptions and 2 fumble recoveries.

- All-district team.
- 2nd-team all-region.

## OFF THE FIELD

### PERSONAL:

- Participated in the 2017 Miami Dolphins Business Combine.
- **MAJOR:** Sociology.

## ANDRE BRANCH'S NFL REGULAR SEASON STATS

YEAR	TEAM	GP	GS	TACKLES					INTERCEPTIONS					FUMBLES	
				TOT	SOLO	ASST	SK	YDS	INT	YDS	LG	TD	PD	FF	FR
2012	JACKSONVILLE	13	3	11	9	2	1.0	7.0	0	0	0	0	1	1	1
2013	JACKSONVILLE	16	0	37	30	7	6.0	53.0	0	0	0	0	3	0	0
2014	JACKSONVILLE	9	0	18	12	6	3.0	26.0	0	0	0	0	3	2	1
2015	JACKSONVILLE	13	9	24	18	6	4.0	36.0	0	0	0	0	4	2	1
2016	MIAMI	16	11	49	27	22	5.5	34.5	0	0	0	0	1	2	0
2017	MIAMI	14	14	23	12	11	4.5	18.5	0	0	0	0	1	0	0
<b>NFL TOTALS</b>		<b>81</b>	<b>37</b>	<b>162</b>	<b>108</b>	<b>54</b>	<b>24.0</b>	<b>175.0</b>	<b>0</b>	<b>0</b>	<b>0</b>	<b>0</b>	<b>13</b>	<b>7</b>	<b>3</b>

## ANDRE BRANCH'S NFL PLAYOFF STATS

YEAR	TEAM	GP	GS	TACKLES					INTERCEPTIONS					FUMBLES	
				TOT	SOLO	ASST	SK	YDS	INT	YDS	LG	TD	PD	FF	FR
2016	MIAMI	1	1	1	1	0	0.0	0.0	0	0	0	0	0	0	0
<b>NFL TOTALS</b>		<b>1</b>	<b>1</b>	<b>1</b>	<b>1</b>	<b>0</b>	<b>0.0</b>	<b>0.0</b>	<b>0</b>	<b>0</b>	<b>0</b>	<b>0</b>	<b>0</b>	<b>0</b>	<b>0</b>

### ADDITIONAL STATS

**Special Teams Tackles:** 1 in 2012.

### SINGLE-GAME CAREER HIGHS

<b>Tackles:</b>	6	vs. Arizona, 12/11/16
<b>Sacks:</b>	2	3 times, last: vs. Tennessee, 10/8/17
<b>Passes Defended:</b>	2	vs. Atlanta, 12/20/15
<b>Forced Fumbles:</b>	2	at Philadelphia, 9/7/14
<b>Fumble Recoveries:</b>	1	3 times, last: vs. Indianapolis, 12/13/15





64

JAKE

BRENDEL

CENTER // 6-4 // 299 // UCLA '16

ACQUIRED: FA, '16

HOMETOWN: PLANO, TEXAS // BORN: 9/10/92

NFL: THIRD SEASON // DOLPHINS: THIRD SEASON

## NFL CAREER

### TRANSACTIONS:

- Promoted from Miami's practice squad on Nov. 19, 2016.
- Signed to Miami's practice squad on Oct. 11, 2016.
- Released from Dallas' practice squad on Sept. 22, 2016.
- Signed to Dallas' practice squad on Sept. 4, 2016.
- Waived by Dallas on Sept. 3, 2016.
- Signed by Dallas as an undrafted college free agent on May 6, 2016.

### CAREER HIGHLIGHTS:

- Played in 17 career games.

### 2017 (MIAMI):

- Played in all 16 games.

**AT ATLANTA (10/15):** Played center the entire 2nd half for an injured C Mike Pouncey.

- Protected QB Jay Cutler, who was 11-for-19 (57.9 pct.) for 87 yards, 2 TDs, no interceptions and a 104.5 QB rating once Brendel entered the game.

**VS. TAMPA BAY (11/19):** Played 1 snap at left guard in the 3rd quarter.

**VS. DENVER (12/3):** Entered the game at center for an injured C Mike Pouncey in the 4th quarter.

### 2016 (MIAMI/DALLAS):

- Played in 1 game.
- Dressed but did not play in 6 games.
- Spent time on Miami and Dallas' practice squads.
- Went to training camp and spent the offseason with Dallas.

**VS. SAN FRANCISCO (11/27):** Played 1 offensive snap.

- Made NFL debut.

### POSTSEASON:

**AFC WILD CARD AT PITTSBURGH (1/8):** Appeared on special teams.

## BEFORE THE NFL

### COLLEGE (UCLA):

- 4-year starter (2012-15).

**CAREER:** Started all 52 games at center.

- Left school as the team's all-time leader in games started.

**SENIOR (2015):** Started all 13 games at center.

- Finalist for the Campbell Trophy (nation's top scholar-athlete).
- 2nd-team All-Pac 12.
- Helped team allow just 14 sacks, the 2nd-lowest in school history.
- Team co-captain.

**JUNIOR (2014):** Started 12 games at center.

- 2nd-team All-Pac 12.
- Team co-captain.

**SOPHOMORE (2013):** Started all 13 games at center.

- Honorable mention All-Pac 12.

**REDSHIRT FRESHMAN (2012):** Started all 14 games at center.

- 1st-team Freshman All-American.
- Honorable mention All-Pac 12.
- Redshirted in 2011.

### HIGH SCHOOL (PLANO EAST HS – PLANO, TEXAS)

- Played defensive line as a freshman and sophomore.

**SENIOR (2010):**

- Did not allow a sack.
- Team captain.

**JUNIOR (2009):**

- Did not allow a sack.

## OFF THE FIELD

### PERSONAL:

- Attended the 2018 Miami Dolphins Business Combine in New York.
- Made the dean's list all 4 years at UCLA.
- 4-time 1st-team All-Pac 12 Academic Team selection.
- **MAJOR:** Economics.

## JAKE BRENDEL'S NFL REGULAR SEASON STATS

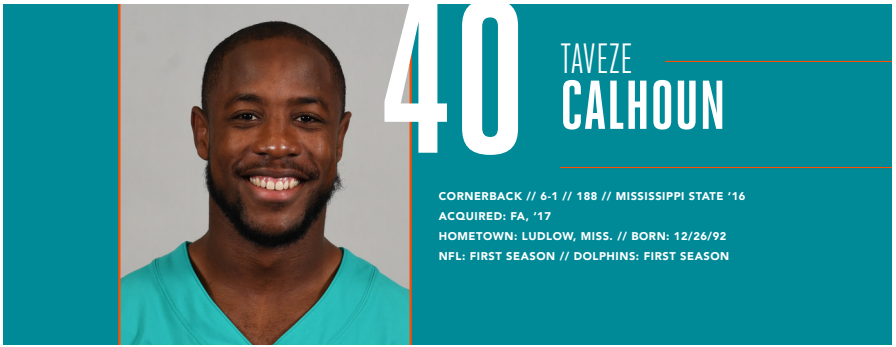
GAMES/STARTS: 2016: 1/0, 2017: 16/0

NFL TOTALS: 17/0

## JAKE BRENDEL'S NFL PLAYOFF STATS

GAMES/STARTS: 2016: 1/0

PLAYOFF TOTALS: 1/0



## NFL CAREER

### TRANSACTIONS:

- Signed by Miami on Jan. 1, 2018.
- Signed to Miami's practice squad on Dec. 20, 2017.
- Waived by New Orleans on Sept. 2, 2017.
- Promoted from New Orleans' practice squad on Dec. 31, 2016.
- Signed to New Orleans' practice squad on Sept. 13, 2016.
- Released from New Orleans' practice squad on Sept. 9, 2016.
- Signed by New Orleans' practice squad on Sept. 5, 2016.
- Waived by Chicago on Sept. 3, 2016.
- Signed by Chicago as an undrafted college free agent on May 6, 2016.

### CAREER HIGHLIGHTS:

- Played in 1 game.

### 2017 (MIAMI/NEW ORLEANS):

- Spent 2 games on Miami's practice squad.
- Was with New Orleans for the offseason and training camp.

### 2016 (NEW ORLEANS/CHICAGO):

- Played 1 game for New Orleans.
- Spent most of the season on New Orleans' practice squad.
- Was with Chicago for the offseason and training camp.

**AT ATLANTA (1/1):** Played but did not record any stats.

- Made NFL debut.

## BEFORE THE NFL

### COLLEGE (MISSISSIPPI STATE):

- 4-year letterman (2012-15) and 3-year starter.

**CAREER:** Played in 50 games with 36 starts; 161 tackles (107 solo), 6 interceptions, 27 passes

defensed, 3 forced fumbles and 1 fumble recovery.

**SENIOR (2015):** Played in 12 games with 11 starts; 39 tackles (24 solo), 2 interceptions and 10 passes defensed.

- His 10 passes defensed led the team and were 14th in the SEC.

- Finalist for the William V. Campbell Trophy (top scholar-athlete in the nation).

**JUNIOR (2014):** Started all 13 games; 53 tackles (35 solo), 1 interception, 10 passes defensed and 1 forced fumble.

**SOPHOMORE (2013):** Started 12 games; 45 tackles (33 solo), 3 interceptions, 7 passes defensed and 1 forced fumble.

- His 101 interception return yards were 2nd in the SEC.

**REDSHIRT FRESHMAN (2012):** Played in all 13 games; 24 tackles (15 solo) and 1 forced fumble.

- Redshirted in 2011.

### HIGH SCHOOL (MORTON HS – MORTON, MISS.)

- Played on both sides of the ball.

**SENIOR (2010):** 90 tackles, 6 interceptions, 2 forced fumbles; 31 carries for 205 yards (6.6 avg.) and 3 TDs; 1 blocked punt.

- 1st-team all-state.

**JUNIOR (2009):** 42 tackles and 3 interceptions; 23 carries for 207 yards (9.0 avg.) and 3 TDs; 7 receptions for 255 yards (36.4 avg.) and 3 TDs.

**SOPHOMORE (2008):** 60 tackles, 2 interceptions and 9 passes defensed.

## OFF THE FIELD

### COMMUNITY:

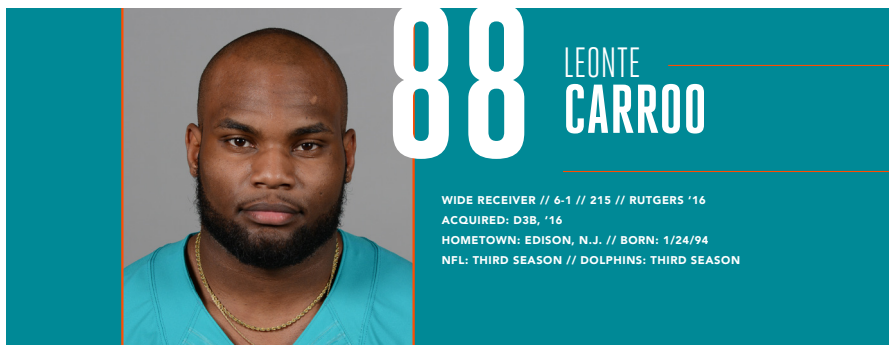
- Helped assist victims of the Mississippi tornadoes in the spring of 2014.

### PERSONAL:

- **MAJOR:** Interdisciplinary studies.
- Earned a master's degree in teaching.

## TAVEZE CALHOUN'S NFL REGULAR SEASON STATS

YEAR	TEAM	GP	GS	TACKLES					INTERCEPTIONS					FUMBLES	
				TOT	SOLO	ASST	SK	YDS	INT	YDS	LG	TD	PD	FF	FR
2016	NEW ORLEANS	1	0	0	0	0	0.0	0.0	0	0	0	0	0	0	0
NFL TOTALS		1	0	0	0	0	0.0	0.0	0	0	0	0	0	0	0



## NFL CAREER

### TRANSACTIONS:

- 3rd-round pick (86th overall) by Miami in the 2016 NFL draft.

### CAREER HIGHLIGHTS:

- Played in 28 career games with 2 starts.
- 10 receptions for 98 yards (9.8 avg.) and 1 TD.

### 2017 (MIAMI):

- Played in 14 games.
- Inactive for 2 games.
- Missed the final game of the season after being placed on the non-football injury list on Dec. 28.
- 7 receptions for 69 yards (9.9 avg.).

**AT N.Y. JETS (9/24):** 1 reception for 21 yards.

**AT BALTIMORE (10/26):** 6 receptions for 48 yards (8.0 avg.).

- His 6 receptions led the team.

### 2016 (MIAMI):

- Played in 14 games with 2 starts.
- Inactive for 2 games.
- 3 receptions for 29 yards (9.7 avg.) and 1 TD.

**AT SEATTLE (9/11):** 2 receptions for 14 yards (7.0 avg.).

- Made his NFL debut.

**VS. SAN FRANCISCO (11/27):** 1 reception for 15 yards and 1 TD.

- Caught a 15-yard TD pass from QB Ryan Tannehill for his 1st NFL score.

### POSTSEASON:

**AFC WILD CARD AT PITTSBURGH (1/8):** Inactive.

## BEFORE THE NFL

### COLLEGE (RUTGERS):

- 4-year letterman (2012-15) and 2-year starter.

**CAREER:** Played in 44 games with 22 starts; 122 receptions for 2,373 yards (19.5 avg.) and 29 TDs.

- Left as the school's all-time leader with 29 TD receptions.

**SENIOR (2015):** Played in 8 games with 6 starts; 39 receptions for 809 yards (20.7 avg.) and 10 TDs.

- Led team with 39 receptions and 809 yards.
- 3rd-team All-Big Ten.
- Team MVP.

**JUNIOR (2014):** Started all 13 games; 55 receptions for 1,086 yards (19.7 avg.) and 10 TDs.

- His 19.7 yards per catch average led the nation (min. 51 receptions).
- 1st-team All-Big Ten.
- Team Offensive MVP.

**SOPHOMORE (2013):** Played in 10 games with 3 starts; 28 receptions for 478 yards (17.1 avg.) and 9 TDs.

- His 9 TD receptions led the team.
- 8 of his 9 TD receptions came in the 4th quarter or overtime.

**TRUE FRESHMAN (2012):** Played in all 13 games; 1 special teams tackle.

### HIGH SCHOOL (DON BOSCO PREP – RAMSEY, N.J.)

- 3-year letterman (2009-11).
- 82 receptions for 1,548 yards (18.9 avg.) and 18 TDs in his final 2 seasons.
- Also ran track.

**SENIOR (2011):** 37 receptions for 543 yards (14.7 avg.) and 4 TDs.

- Helped his school earn a No. 1 national ranking in several polls.

- All-state.
- All-county.

**JUNIOR (2010):**

- All-county.

## OFF THE FIELD

### COMMUNITY:

- Participated in team events such as delivering beds from Ashley HomeStore to underprivileged children.

### PERSONAL:

- **DOUBLE MAJOR:** Labor studies and employment relations and communication.

# LEONTE CARROO'S NFL REGULAR SEASON STATS

YEAR	TEAM	GP	GS	RECEIVING					RUSHING				
				REC	YDS	AVG	LG	TD	ATT	YDS	AVG	LG	TD
2016	MIAMI	14	2	3	29	9.7	15t	1	0	0	0.0	0	0
2017	MIAMI	14	0	7	69	9.9	21	0	0	0	0.0	0	0
NFL TOTALS		28	2	10	98	9.8	21	1	0	0	0.0	0	0

## SINGLE-GAME CAREER HIGHS

Receptions:	6	at Baltimore, 10/26/17
Receiving Yards:	48	at Baltimore, 10/26/17
Longest Reception:	21	vs. N.Y. Jets, 10/22/17
Receiving TDs:	1	vs. San Francisco, 11/27/16

## 2016 GAME-BY-GAME STATS (MIAMI)

DATE	OPPONENT	P/S	ATT	YDS	AVG	LG	TD
09/11	at Seattle	1/1	2	14	7.0	12	0
09/18	at New England	1/0	0	0	0.0	-	0
09/25	CLEVELAND	1/0	0	0	0.0	-	0
09/29	at Cincinnati	1/1	0	0	0.0	-	0
10/09	TENNESSEE	1/0	0	0	0.0	-	0
10/16	PITTSBURGH	1/0	0	0	0.0	-	0
10/23	BUFFALO	1/0	0	0	0.0	-	0
11/06	N.Y. JETS	1/0	0	0	0.0	-	0
11/13	at San Diego	1/0	0	0	0.0	-	0
11/20	at L.A. Rams	1/0	0	0	0.0	-	0
11/27	SAN FRANCISCO	1/0	1	15	15.0	15t	1
12/04	at Baltimore	1/0	0	0	0.0	-	0
12/11	ARIZONA	1/0	0	0	0.0	-	0
12/17	at N.Y. Jets	1/0	0	0	0.0	-	0
12/24	at Buffalo		INACTIVE				
01/01	NEW ENGLAND		INACTIVE				
2016 TOTALS		14/2	3	29	9.7	15t	1

DATE	OPPONENT	P/S	ATT	YDS	AVG	LG	TD
01/08	at Pittsburgh*		INACTIVE				

\* AFC Wild Card game

## 2017 GAME-BY-GAME STATS (MIAMI)

DATE	OPPONENT	P/S	ATT	YDS	AVG	LG	TD
09/17	at L.A. Chargers	1/0	0	0	0.0	-	0
09/24	at N.Y. Jets	1/0	0	0	0.0	-	0
10/01	NEW ORLEANS	1/0	0	0	0.0	-	0
10/08	TENNESSEE	1/0	0	0	0.0	-	0
10/15	at Atlanta	1/0	0	0	0.0	-	0
10/22	N.Y. JETS	1/0	1	21	21.0	21	0
10/26	at Baltimore	1/0	6	48	8.0	14	0
11/5	OAKLAND	1/0	0	0	0.0	-	0
11/13	at Carolina	1/0	0	0	0.0	-	0
11/19	TAMPA BAY		INACTIVE				
11/26	at New England	1/0	0	0	0.0	-	0
12/3	DENVER	1/0	0	0	0.0	-	0
12/11	NEW ENGLAND	1/0	0	0	0.0	-	0
12/17	at Buffalo	1/0	0	0	0.0	-	0
12/24	at Kansas City	1/0	0	0	0.0	-	0
12/31	BUFFALO		INACTIVE				
2017 TOTALS		14/0	7	69	9.9	21	0



53

CAYSON  
COLLINS

LINEBACKER // 6-1 // 230 // NORTH CAROLINA '18  
ACQUIRED: FA, '18  
HOMETOWN: CHARLOTTE, N.C. // BORN: 11/10/95  
NFL: ROOKIE SEASON // DOLPHINS: ROOKIE SEASON

BEFORE THE NFL

COLLEGE (NORTH CAROLINA):

- 4-year letterman (2014-17) and 1-year starter.
- CAREER:** Played in 49 games with 16 starts; 217 tackles (123 solo), 2 sacks, 1 pass defended, 7 forced fumbles and 5 fumble recoveries.
- SENIOR (2017):** Played in 11 games with 7 starts; 83 tackles (52 solo), 2 sacks, 1 pass defended, 2 forced fumbles and 2 fumble recoveries.
- His 83 tackles were 2nd on the team.
- JUNIOR (2016):** Played in all 13 games with 6 starts; 60 tackles (30 solo) and 2 forced fumbles.
- SOPHOMORE (2015):** Played in 12 games with 2 starts; 38 tackles (23 solo), 1 forced fumble and 1 fumble recovery.
- TRUE FRESHMAN (2014):** Played in all 13 games with 1 start; 36 tackles (18 solo), 2 forced fumbles and 1 fumble recovery.
- Made 30 of his 36 total tackles in the final 7 games of the season.

HIGH SCHOOL (BERRY ACADEMY – CHARLOTTE, N.C.)

- SENIOR (2013):** 139 tackles, 16 tackles for loss and 5 fumble recoveries.
- Region player of the year.
- JUNIOR (2012):** 110 tackles (74 solo), 1 interception, 3 forced fumbles and 1 fumble recovery.

OFF THE FIELD

PERSONAL:

- **MAJOR:** Studio arts.

CAYSON COLLINS' COLLEGE STATS

YEAR	TEAM	GP	GS	TACKLES					INTERCEPTIONS					FUMBLES	
				TOT	SOLO	ASST	SK	YDS	INT	YDS	LG	TD	PD	FF	FR
2014	NORTH CAROLINA	13	1	36	18	18	0.0	0.0	0	0	–	0	0	2	2
2015	NORTH CAROLINA	12	2	38	23	15	0.0	0.0	0	0	–	0	0	1	1
2016	NORTH CAROLINA	13	6	60	30	30	0.0	0.0	0	0	–	0	0	2	0
2017	NORTH CAROLINA	11	7	83	52	31	2.0	7.0	0	0	–	0	1	2	2
NCAA TOTALS		49	16	217	123	94	2.0	7.0	0	0	–	0	1	7	5



# 1

# JALEN DAVIS

CORNERBACK // 5-10 // 185 // UTAH STATE '18

ACQUIRED: FA, '18

HOMETOWN: LA MESA, CALIF. // BORN: 2/2/96

NFL: ROOKIE SEASON // DOLPHINS: ROOKIE SEASON

## BEFORE THE NFL

### COLLEGE (UTAH STATE):

- 4-year starter (2014-17).

**CAREER:** Started 49 games; 181 tackles (123 solo), 8 sacks, 11 interceptions, 48 passes defended and 4 forced fumbles.

- Left school as the program's all-time career leader in passes defended (48), 2nd in games started (49) and interception return yards (242) and 4th in interceptions (11).

**SENIOR (2017):** Started all 13 games; 33 tackles (24 solo), 4 sacks, 5 interceptions, 20 passes defended and 1 forced fumble.

- 1st-team All-American.
- 1st-team All-Mountain West.
- Semifinalist for the Jim Thorpe Award (nation's top defensive back).
- His 120 interception return yards were 6th in school history.
- Had 3 interceptions returned for TDs, including 2 in the same game vs. BYU (Sept. 29), which set a school record.
- His 5 interceptions and 20 passes defended both led the team.

**JUNIOR (2016):** Started 10 games; 37 tackles (24 solo), 2 sacks, 1 interception, 8 passes defended and 1 forced fumble.

- His 8 passes defended led the team.

**SOPHOMORE (2015):** Started all 13 games; 51 tackles (32 solo), 1 sack, 3 interceptions, 11 passes defended and 1 forced fumble.

- 3rd-team All-Mountain West.
- His 11 passes defended led the team.

**TRUE FRESHMAN (2014):** Started 13 games; 60 tackles (43 solo), 1 sack, 2 interceptions, 9 passes defended and 1 forced fumble.

- True Freshman All-American.
- Became the 1st true freshman in school history to start the season opener at cornerback.

### HIGH SCHOOL (HELIX HS – LA MESA, CALIF.)

- Played wide receiver and defensive back.
- Also competed in track and field.

**SENIOR (2013):** 48 receptions for 649 yards (13.5 avg.) and 4 TDs; 17 punt returns for 348 yards (20.5 avg.) and 4 TDs; 10 kickoff returns for 379 yards (37.9 avg.) and 2 TDs.

- League defensive player of the year.

- 1st-team all-state.

- 1st-team all-region as a wide receiver.

**JUNIOR (2012):** 7 interceptions; 5 total TDs.

**SOPHOMORE (2011):** 35 tackles and 4 interceptions.

- Helped his team win a state title.

## OFF THE FIELD

### PERSONAL:

- **MAJOR:** Sociology.

## JALEN DAVIS' COLLEGE STATS

YEAR	TEAM	GP	GS	TACKLES					INTERCEPTIONS					FUMBLES	
				TOT	SOLO	ASST	SK	YDS	INT	YDS	LG	TD	PD	FF	FR
2014	UTAH STATE	13	13	60	43	17	1.0	8.0	2	65	44	1	9	1	0
2015	UTAH STATE	13	13	51	32	19	1.0	9.0	3	20	16	0	11	1	0
2016	UTAH STATE	10	10	37	24	13	2.0	13.0	1	37	37	0	8	1	0
2017	UTAH STATE	13	13	33	24	9	4.0	35.0	5	120	50	3	20	1	0
<b>NCAA TOTALS</b>		<b>49</b>	<b>49</b>	<b>181</b>	<b>123</b>	<b>58</b>	<b>8.0</b>	<b>65.0</b>	<b>11</b>	<b>242</b>	<b>50</b>	<b>4</b>	<b>48</b>	<b>4</b>	<b>0</b>





# JESSE DAVIS

GUARD/TACKLE // 6-6 // 325 // IDAHO '16

ACQUIRED: FA, '16

HOMETOWN: ASOTIN, WASH. // BORN: 9/15/91

NFL: SECOND SEASON // DOLPHINS: SECOND SEASON

## NFL CAREER

### TRANSACTIONS:

- Signed by Miami on Jan. 10, 2017.
- Signed to Miami's practice squad on Nov. 22, 2016.
- Released from the N.Y. Jets practice squad on Nov. 15, 2016.
- Signed to the N.Y. Jets practice squad on Nov. 1, 2016.
- Waived by the N.Y. Jets on Aug. 28, 2016.
- Signed by the N.Y. Jets on Jan. 11, 2016.
- Waived by Seattle on Aug. 31, 2015.
- Signed by Seattle as an undrafted college free agent on May 2, 2015.

### CAREER HIGHLIGHTS:

- Played in 16 career games with 10 starts.
- Became 1 of 5 players in Dolphins history to start at 3 positions on the offensive line in a season (2017) and the only 1st-year player to do so.

### 2017 (MIAMI):

- Played in all 16 games with 10 starts.
- Started 6 games at right guard, 2 at left guard and 2 at right tackle.
- Became 1 of 5 players in Dolphins history to start at 3 positions on the offensive line in a season and the only 1st-year player to do so.

**AT L.A. CHARGERS (9/17):** Played 22 snaps at left guard.

- Made NFL debut.

**AT BALTIMORE (10/26):** Started at left guard.

- Made first NFL start.

**VS. DENVER (12/3):** Started at right guard.

- Blocked for RB Kenyan Drake, who rushed 23 times for 120 yards (5.2 avg.) and 1 TD.
- It was the 1st 100-yard rushing game of Drake's career.

### 2016 (MIAMI/N.Y. JETS):

- Spent the season on Miami and the N.Y. Jets practice squads.
- Went to training camp with the N.Y. Jets.

### 2015 (SEATTLE):

- Went to training camp with Seattle.

## BEFORE THE NFL

### COLLEGE (IDAHO):

- 4-year letterman (2011-14) and 3-year starter.

**CAREER:** Played in 39 games with 27 starts.

- Spent first two seasons playing defense and totaled 22 tackles (10 solo), 2 passes defended and 1 fumble recovery.
- Moved from defensive tackle to offensive tackle after his sophomore season (2012).

**SENIOR (2014):** Played in all 11 games with 9 starts at quick tackle.

**JUNIOR (2013):** Started 5 games at strong tackle.

- Moved from defensive tackle to offensive tackle during the spring.

**SOPHOMORE (2012):** Started all 12 games at defensive tackle; 13 tackles (7 solo), 1 pass defended and 1 fumble recovery.

- Led the team with 5 quarterback hurries.

**REDSHIRT FRESHMAN (2011):** Played in all 11 games with 1 start; 9 tackles (3 solo) and 1 pass defended.

- Redshirted in 2010.

### HIGH SCHOOL (ASOTIN HS – ASOTIN, WASH.)

- Played tight end and defensive line.
- Also participated in basketball and baseball.

**SENIOR (2009):** 10 receptions for 169 yards (16.9 avg.) and 4 TDs; 35 tackles (14 solo), 2 sacks, 1 pass defended, 1 fumble recovery and 1 blocked punt.

- 1st-team all-state at tight end.
- 1st-team all-district at tight end.

**JUNIOR (2008):**

- 1st-team all-district.

## OFF THE FIELD

### COMMUNITY:

- Annually participates in the AARP Foundation Million Meal Pack to pack more than 1 million meals in a single day for older adults in the South Florida community.
- Participated in the 2018 Dolphins Cancer Challenge Golf Tournament.
- Fished in the 2017 Fins Weekend Fishing Tournament.

PERSONAL:

- MAJOR: General studies.

JESSE DAVIS' NFL REGULAR SEASON STATS

GAMES/STARTS: 2017: 16/10

NFL TOTALS: 16/10



92

JOHN DENNEY

LONG SNAPPER // 6-5 // 242 // BRIGHAM YOUNG '05

ACQUIRED: FA, '05

HOMETOWN: THORNTON, COLO. // BORN: 12/13/78

NFL: 14TH SEASON // DOLPHINS: 14TH SEASON



## NFL CAREER

### TRANSACTIONS:

- Signed by Miami as an undrafted college free agent on April 29, 2005.

### CAREER HONORS:

- 2013 Nat Moore Community Service Award.
- 2012 Pro Bowl selection.
- 2010 Pro Bowl selection.

### CAREER HIGHLIGHTS:

- Played in 208 career games.
- 45 special teams tackles (36 solo), 1 forced fumble and 3 fumble recoveries.
- Has not missed a game in his 13 NFL seasons.
- Is 1st in Dolphins history with 208 consecutive regular season games played:

### MOST CONSECUTIVE GAMES PLAYED IN DOLPHINS HISTORY

PLAYER	CONS. GP	STREAK
1. JOHN DENNEY	208*	1ST (2005)-PRESENT
2. Jason Taylor	130	15th (1999)-16th (2007)
3. Jim Langer	128	10th (1970)-9th (1979)
4. Garo Yepremian	127	2nd (1970)-16th (1978)
5. Bob Baumhower	125	1st (1977)-14th (1984)

\* active streak

- His 208 consecutive games played is tied for the 3rd-longest active streak in the NFL:

### MOST CONSECUTIVE GAMES PLAYED IN NFL HISTORY (ACTIVE STREAKS)

PLAYER	TEAM(S)	POS	CONS. GP
1. Shane Lechler	Oak./Hou.	P	254
2. Jason Witten	Dallas	TE	235
3. JOHN DENNEY	MIAMI	LS	208
Donnie Jones	Mia./STL/Hou./Phi.	P	208

- His 208 games played are the 2nd-most in Dolphins history:

### MOST GAMES PLAYED IN DOLPHINS HISTORY

PLAYER	GP	YEARS
1. Dan Marino	242	1983-99
2. JOHN DENNEY	208*	2005-PRESENT
Jason Taylor	204	1997-2007, 2009, 2011
Bob Kuechenberg	196	1970-84
Nat Moore	183	1974-86

\* active

- He is the 3rd-oldest Dolphins player to see action in a game. This list shows the ages of the most

senior players in Dolphins history when they played their last game with the team:

### OLDEST PLAYERS TO PLAY IN A GAME FOR THE DOLPHINS

PLAYER	YRS	DAYS
1. Earl Morrall	42	208
2. Steve DeBerg	39	334
3. JOHN DENNEY*	39	18
4. Keith Traylor	38	111
5. Dan Marino	38	109

\* active

### 2017 (MIAMI):

- Played in all 16 games.
- 2 special teams tackles (1 solo).
- Helped K Cody Parkey tie the team record for best field goal percentage in a single season (91.3 pct.).

**VS. OAKLAND (11/5):** Played but did not record any stats.

- Became the 20th active NFL player and the 313th player in NFL history to play in 200 career games.
- Served as a game captain.

### 2016 (MIAMI):

- Played in all 16 games.
- 1 special teams tackle.

### POSTSEASON:

**AFC WILD CARD AT PITTSBURGH (1/8):** Played but did not record any stats.

### 2015 (MIAMI):

- Played in all 16 games.
- 4 special teams tackles (3 solo).

### 2014 (MIAMI):

- Played in all 16 games.
- 2 special teams tackles and 1 fumble recovery.

**AT DENVER (11/23):** 1 fumble recovery.

### 2013 (MIAMI):

- Played in all 16 games.
- 4 special teams tackles (3 solo) and 1 fumble recovery.
- Helped P Brandon Field set a single-season team record with a 42.4 net punting average.

**VS. ATLANTA (9/22):** 1 fumble recovery.

### HONORS:

- Nat Moore Community Service Award winner.

## 2012 (MIAMI):

- Played in all 16 games.
- 2 special teams tackles and 1 forced fumble.
- Helped P Brandon Field set the single-season team record with a 50.2 gross punting average.

**VS. ST. LOUIS (10/14):** 1 forced fumble.

## PRO BOWL:

- Earned the 2nd Pro Bowl bid of his career as a coach's selection.
- Became the 1st Dolphins player to twice be selected to a Pro Bowl as a "need" player and also the first non-punting or kicking Dolphins special teams player to be twice named to an AFC Pro Bowl squad in team history.

## 2011 (MIAMI):

- Played in all 16 games.
- 4 solo special teams tackles.

## 2010 (MIAMI):

- Played in all 16 games.
- 4 solo special teams tackles.

## PRO BOWL:

- Earned his 1st Pro Bowl bid as a coach's selection.
- Became the 2nd Dolphins "need" player selected to a Pro Bowl team in franchise history, along with linebacker Zach Thomas in 2000.
- Became only the 2nd non-punting or kicking Dolphins special teams player named to an AFC Pro Bowl squad in Dolphins history, joining special teamer Larry Izzo, a 2000 selection.

## 2009 (MIAMI):

- Played in all 16 games.
- 7 special teams tackles (6 solo)

## 2008 (MIAMI):

- Played in all 16 games.
- 4 special teams tackles (3 solo)

## POSTSEASON:

**AFC WILD CARD VS. BALTIMORE (1/4):** 1 solo special teams tackle.

## 2007 (MIAMI):

- Played in all 16 games.
- 3 solo special teams tackles.
- Helped K Jay Feely tie the team record for best field goal percentage in a single season (91.3 pct.).

## 2006 (MIAMI):

- Played in all 16 games.
- 5 special teams tackles (4 solo) and 1 fumble recovery.

**VS. N.Y. JETS (12/25):** 1 fumble recovery.

## 2005 (MIAMI):

- Played in all 16 games.
- 4 special teams tackles (2 solo).
- Only undrafted rookie to spend all 16 games on the team's 53-man roster that season.

- 3-year starter (2002-04) at defensive end.

**CAREER:** Played in 32 games with 29 starts; 93 tackles (44 solo), 9 sacks, 3 passes defended and 2 forced fumbles.

- Also handled long-snapping duties.

**SENIOR (2004):** Started 10 games; 27 tackles (13 solo), 4 sacks, 1 pass defended and 1 forced fumble.

- Selected for the Hula Bowl.

**JUNIOR (2003):** Started all 12 games; 41 tackles (23 solo), 4 sacks, 2 passes defended and 1 forced fumble.

**REDSHIRT SOPHOMORE (2002):** Played in 10 games with 7 starts; 25 tackles (8 solo) and 1 sack.

- Redshirted in 2001 after transferring to BYU.

**TRUE FRESHMAN: (2000 AT RICKS JUNIOR COLLEGE):** 51 tackles (21 solo) and 5 sacks.

- All-Region 18 honors.
- Helped team win the Real Dairy Bowl.

## HIGH SCHOOL (HORIZON HS – CHARLOTTE, N.C.)

- 3-year letterwinner.

## SENIOR (1996):

- Special Teams Player of the Year.
- 1st-team all-conference.
- 2nd-team all-state.

## OFF THE FIELD

### COMMUNITY:

- 2013 Nat Moore Community Service Award winner.
- Participated in numerous hurricane relief efforts and hospital visits.
- Regularly helps out with the Dolphins Cancer Challenge (DCC) and Fins Weekend golf and fishing tournaments.
- Participated in several Dolphins community events such as backpack hand outs, serving food to the homeless, working with local schools and donating money for holiday gifts for needy families.

### PERSONAL:

- Served a 2-year Spanish-speaking church mission in Morristown, N.J.
- Has played the violin since age 5 and still plays on occasion.
- Enjoys golfing in his spare time.
- Graduated with his MBA from the University of Miami in 2016.
- Participated in the 2017 Miami Dolphins Business Combine.
- Brother, Ryan Denney, was a defensive end for Buffalo (2002-09) and Houston (2010) after the Bills selected him in the 2nd round of the 2002 NFL draft.
- Married to Christy with three sons, Austin, Brock and Wes, and two daughters, Gracie and Bailey.
- **MAJOR:** Business management.

## BEFORE THE NFL

### COLLEGE (BRIGHAM YOUNG):

## JOHN DENNEY'S NFL REGULAR SEASON STATS

**GAMES/STARTS:** 2005: 16/0, 2006: 16/0, 2007: 16/0, 2008: 16/0, 2009: 16/0, 2010: 16/0, 2011: 16/0, **NFL TOTALS: 208/0**  
2012: 16/0, 2013: 16/0, 2014: 16/0, 2015: 16/0, 2016: 16/0, 2017: 16/0

## JOHN DENNEY'S NFL PLAYOFF STATS

**GAMES/STARTS:** 2008: 1/0, 2016: 1/0

**PLAYOFF TOTALS: 2/0**

### ADDITIONAL STATS

**Special Teams Tackles:** 4 in 2005, 5 in 2006, 3 in 2007, 4 in 2008, 7 in 2009, 4 in 2010, 4 in 2011, 2 in 2012, 3 in 2013, 2 in 2014, 4 in 2015, 1 in 2016 and 2 in 2017 for total of 45 (P-1).

**Special Teams Forced Fumbles:** 1 in 2012.

**Special Teams Fumble Recoveries:** 1 in 2006, 1 in 2013, 1 in 2014 for total of 3.

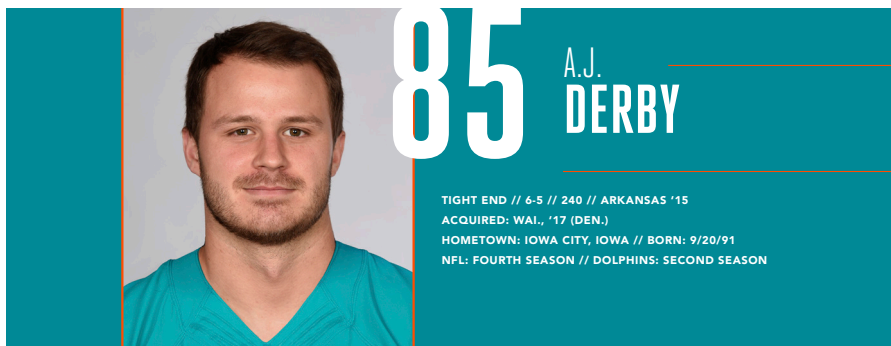
### SINGLE-GAME CAREER HIGHS

**Special Teams** 3 at Philadelphia, 11/15/15

**Tackles:**

**Forced Fumbles:** 1 vs. St. Louis, 10/14/12

**Fumble Recoveries:** 1 3 times, last: at Denver, 11/23/14



## NFL CAREER

### TRANSACTIONS:

- Awarded off waivers to Miami on Nov. 29, 2017.
- Waived by Denver on Nov. 28, 2017.
- Waived/injured by Denver on Nov. 18, 2017.
- Traded from New England to Denver on Oct. 25, 2016.
- 6th-round pick (202nd overall) by New England in the 2015 NFL draft.

### CAREER HIGHLIGHTS:

- Played in 21 career games with 4 starts.
- 37 receptions for 404 yards (10.9 avg.) and 2 TDs.

### 2017 (MIAMI/DENVER):

- Played in 2 games with Miami.
- Dressed but did not play 1 game with Miami.
- Inactive for 1 game with Miami.
- 2 receptions for 20 yards (10.0 avg.) with Miami.
- Awarded off waivers to Miami on Nov. 29.
- Waived/injured by Denver on Nov. 18.
- Played 9 games with 1 start with Denver.
- 19 receptions for 224 yards (11.8 avg.) and 2 TDs with Denver.

### VS. OAKLAND (10/1):

- 4 receptions for 75 yards (18.8 avg.) and 1 TD.
- Caught a 22-yard TD from QB Trevor Siemian in the first quarter, the first TD of his career.

### AT KANSAS CITY (10/30):

- 2 receptions for 21 yards (10.5 avg.) and 1 TD.
- Hauled in an 11-yard TD pass from QB Trevor Siemian in the 4th quarter.

### AT KANSAS CITY (12/24):

- 1 reception for 11 yards.
- Made his Dolphins debut.

### 2016 (DENVER/NEW ENGLAND):

- Played in 6 games with 3 starts with Denver.
- Inactive for 3 games with Denver.
- 16 receptions for 160 yards (10.0 avg.) with Denver.
- Traded to Denver on Oct. 25.
- Played in 4 games with New England.
- Inactive for 3 games with New England.
- 1 special teams tackle.

### AT ARIZONA (9/11):

- Played but did not record any stats.

### MADE HIS NFL DEBUT.

### AT OAKLAND (11/6):

- Started but did not record any stats.

### MADE HIS FIRST NFL START.

### AT TENNESSEE (12/11):

- 5 receptions for 57 yards (11.4 avg.).

### 2015 (NEW ENGLAND):

- Missed the entire season due to injury.
- Placed on injured reserve on Aug. 5.

## BEFORE THE NFL

### COLLEGE (ARKANSAS):

- 2-year letterman (2013-14) and 1-year starter.
- Transferred from Coffeyville (Kan.) Community College following his sophomore season (2012).
- Transferred from Iowa following his redshirt freshman season (2011).

### CAREER (AT ARKANSAS):

- Played in 18 games with 8 starts; 22 receptions for 303 yards (13.8 avg.) and 3 TDs; 19-of-36 passing (52.8 pct.) for 178 yards and 1 TD.

### MOVED FROM QUARTERBACK TO TIGHT END AFTER HIS JUNIOR SEASON (2013).

### SENIOR (2014 AT ARKANSAS):

- Played in 11 games with 7 starts; 22 receptions for 303 yards (13.8 avg.) and 3 TDs.
- Moved from quarterback to tight end during the spring.

### JUNIOR (2013 AT ARKANSAS):

- Played in 7 games with 1 start at quarterback; 19-of-36 passing (52.8 pct.) for 178 yards and 1 TD.

### SOPHOMORE (2012 AT COFFEYVILLE CC):

- Played 10 games at quarterback; 149-of-321 passing (46.4 pct.) for 1,936 yards and 22 TDs.

### REDSHIRT FRESHMAN: (2011 AT IOWA):

- Played 9 games at quarterback; 3-of-6 passing (50.0 pct.) for 30 yards.

### REDSHIRTED IN 2010.

HIGH SCHOOL (IOWA CITY HS – IOWA CITY, IOWA)

- Also played basketball and baseball.
- Won state title in basketball as a sophomore in 2008.

**SENIOR (2009):** 98-of-187 passing (52.4 pct.) for 1,820 yards and 23 TDs; 142 carries for 752 yards (5.3 avg.).

- 1st-team all-state at quarterback.
- Won state championship.

**JUNIOR (2008):** 77-of-136 passing (56.6 pct.) for 1,197 yards and 11 TDs; 168 carries for 1,064 yards (6.3 avg.) and 13 TDs.

- 1st-team all-state at quarterback.

OFF THE FIELD

PERSONAL:

- Father, John Derby, played linebacker for Detroit in 1992.
- Uncle, Glenn Derby, was an 8th-round pick (218th overall) by New Orleans in the 1988 NFL draft and played 7 games as an offensive lineman from 1989-90.
- **MAJOR:** Economics.

A.J. DERBY'S NFL REGULAR SEASON STATS

YEAR	TEAM	GP	GS	RECEIVING					RUSHING				
				REC	YDS	AVG	LG	TD	ATT	YDS	AVG	LG	TD
2015	NEW ENGLAND			INJURED RESERVE									
2016	NEW ENGLAND	4	0	0	0	0	-	0	0	0	0	-	0
	DENVER	6	3	16	160	10.0	17	0	0	0	0.0	-	0
2017	DENVER	9	1	19	224	11.8	29	2	0	0	0.0	-	0
	MIAMI	2	0	2	20	10.0	11	0	0	0	0.0	-	0
NFL TOTALS		21	4	37	404	10.9	29	2	0	0	0.0	-	0

ADDITIONAL STATS

**Special Teams Tackles:** (Denver) 2 in 2017.  
**Miscellaneous Tackles:** (Miami) 1 in 2017.  
**Kickoff Returns:** (Miami) 1 for 11 yards in 2017.

SINGLE-GAME CAREER HIGHS

**Receptions:** 6 at L.A. Chargers, 10/22/17  
**Receiving Yards:** 75 vs. Oakland, 10/1/17  
**Longest Rec.:** 29 vs. Oakland, 10/1/17  
**TD Receptions:** 1 twice, last: at Kansas City, 10/30/17

2016 GAME-BY-GAME STATS  
(DENVER/NEW ENGLAND)

DATE	OPPONENT	P/S	REC	YDS	AVG	LG	TD
09/11	at Arizona	1/0	0	0	0.0	-	0
09/18	MIAMI		INACTIVE				
09/22	HOUSTON		INACTIVE				
10/02	BUFFALO	1/0	0	0	0.0	-	0
10/09	at Cleveland	1/0	0	0	0.0	-	0
10/16	CINCINNATI	1/0	0	0	0.0	-	0
10/23	at Pittsburgh		INACTIVE				
N.E. TOTALS		4/0	0	0	0.0	-	0
10/30	SAN DIEGO		INACTIVE				
11/06	at Oakland	1/1	0	0	0.0	-	0
11/13	at New Orleans	1/0	2	22	11.0	12	0
11/27	KANSAS CITY	1/0	4	43	10.8	13	0
12/04	at Jacksonville	1/1	1	3	3.0	3	0
12/11	at Tennessee	1/1	5	57	11.4	17	0
12/18	NEW ENGLAND	1/0	4	35	8.8	16	0
DENVER TOTALS		6/3	16	160	10.0	17	0
2016 TOTALS		10/3	16	160	10.0	17	0

2017 GAME-BY-GAME STATS  
(MIAMI/DENVER)

DATE	OPPONENT	P/S	REC	YDS	AVG	LG	TD
09/11	L.A. CHARGERS	1/0	3	34	11.3	13	0
09/17	DALLAS	1/0	0	0	0.0	-	0
09/24	at Buffalo	1/1	1	5	5.0	5	0
10/01	OAKLAND	1/0	4	75	18.8	29	1
10/15	N.Y. GIANTS	1/0	1	10	10.0	10	0
10/22	at L.A. Chargers	1/0	6	66	11.0	23	0
10/30	at Kansas City	1/0	2	21	10.5	11t	1
11/05	at Philadelphia	1/0	1	11	11.0	11	0
11/12	NEW ENGLAND	1/0	1	2	2.0	2	0
DENVER TOTALS		9/1	19	224	11.8	29	2
12/03	DENVER		INACTIVE				
12/11	NEW ENGLAND		INACTIVE				
12/17	at Buffalo		DID NOT PLAY				
12/24	at Kansas City	1/0	1	11	11.0	11	0
12/31	BUFFALO	1/0	1	9	9.0	9	0
MIAMI TOTALS		2/0	2	20	10.0	11	2
2017 TOTALS		11/1	21	244	11.6	29	2





## NFL CAREER

### TRANSACTIONS:

- 3rd-round pick (73rd overall) by Miami in the 2016 NFL draft.

### CAREER HONORS:

- 2017 Week 16 NFLPA Community MVP.

### CAREER HIGHLIGHTS:

- Played in 32 career games with 7 starts.
- 166 carries for 823 yards (5.0 avg.) and 5 TDs.
- 41 receptions for 285 yards (7.0 avg.) and 1 TD.
- 20 kickoff returns for 544 yards (27.2 avg.) and 1 TD.
- 9 special teams tackles (6 solo).
- Led the NFL with 444 rushing yards in the final 5 weeks of the 2017 season:

#### NFL RUSHING LEADERS (FINAL 5 WEEKS – 2017)

PLAYER	TEAM	ATT	YDS	TD
1. <b>KENYAN DRAKE</b>	<b>MIAMI</b>	<b>91</b>	<b>444</b>	<b>2</b>
2. Todd Gurley	L.A. Rams	75	440	5
3. Kareem Hunt	Kansas City	88	437	4
4. Marshawn Lynch	Oakland	84	434	2
5. C.J. Anderson	Denver	101	422	1

- Tied the team record with 3 kickoff returns of at least 50 yards in a single season in 2016 after he posted kickoff returns of 96, 78 and 58 yards.
- Joined WR Jakeem Grant in 2016 as the 2nd pair of Dolphins rookies to have a kickoff and punt returned for a TD in the same season. It was just the 4th time in NFL history two different rookies on the same team combined for a kickoff and punt return for TD in the same season.

### 2017 (MIAMI):

- Played in all 16 games with 6 starts.
- 133 carries for 644 yards (4.8 avg.) and 3 TDs; 32 receptions for 239 yards (7.5 avg.) and 1 TD; 7 kickoff returns for 147 yards (21.0 avg.).
- Led the NFL with 444 rushing yards in the final 5 weeks of the 2017 season.
- His 644 yards led the team in rushing despite starting just 6 games.

**AT CAROLINA (11/13):** 7 carries for 82 yards (11.7 avg.) and 1 TD.

- Scored on a 66-yard TD run.
- The Panthers hadn't allowed a run for longer than

25 yards on the season until that one.

**VS. DENVER (12/3):** 23 carries for 120 yards (5.2 avg.) and 1 TD.

- Scored on a 42-yard carry in the 3rd quarter to extend Miami's lead.
- It was the 1st 100-yard game of his career.
- His 120 rushing yards were the most he had in a game since high school.

**VS. NEW ENGLAND (12/11):** 25 carries for 114 yards (4.6 avg.); 5 receptions for 79 yards (15.8 avg.).

- 2nd straight game with 100 yards.
- Led the team in both rushing and receiving yards.
- Became just the 3rd Dolphins player to record 100-plus rushing yards and 75-plus receiving yards in a game, joining Troy Stradford (169 rushing, 83 receiving) at Dallas on Nov. 27, 1987 and Ronnie Brown (112 rushing, 99 receiving) vs. the N.Y. Jets on Sept. 23, 2007.

### 2016 (MIAMI):

- Played in all 16 games with 1 start.
- 33 carries for 179 yards (5.4 avg.) and 2 TDs; 9 receptions for 46 yards (5.1 avg.); 13 kickoff returns for 397 yards (30.5 avg.) and 1 TD.
- Tied the team record with 3 kickoff returns of at least 50 yards in a single season in 2016 after he posted kickoff returns of 96, 78 and 58 yards.
- Joined WR Jakeem Grant as the 2nd pair of Dolphins rookies to have a kickoff and punt returned for a TD in the same season. It was just the 4th time in NFL history two different rookies on the same team combined for a kickoff and punt return for TD in the same season.

**VS. CLEVELAND (9/25):** 9 carries for 37 yards (4.1 avg.).

- Made first NFL start.

**VS. N.Y. JETS (11/6):** 2 kickoff returns for 123 yards (61.5 avg.) and 1 TD.

- Returned a kickoff 96 yards for a TD with 5:15 remaining in the 4th quarter, sealing Miami's 27-23 victory.
- Became the 6th-longest kickoff return and 2nd-longest by a rookie in Dolphins history.
- It was Miami's 1st kickoff return for a TD since Nov. 15, 2012 (Marcus Thigpen).
- Marked the latest game-winning kickoff return for a TD in an NFL game since 2003 (Kansas City's Dante Hall).

**AT BUFFALO (12/24):** 4 carries for 56 yards (14.0 avg.) and 1 TD.

- Rushed for a 45-yard TD in the 2nd quarter.

**POSTSEASON:**

**AFC WILD CARD AT PITTSBURGH (1/8):** 3 kickoff returns for 101 yards (33.7 avg.).

- Returned a kickoff 58 yards in the 3rd quarter.

**BEFORE THE NFL**

**COLLEGE (ALABAMA):**

- 4-year letterman (2012-15)

**CAREER:** Played in 42 games with 6 starts; 233 carries for 1,495 yards (6.4 avg.) and 18 TDs; 46 receptions for 570 yards (12.4 avg.) and 4 TDs; 16 kickoff returns for 505 yards (26.6 avg.) and 1 TD.

**SENIOR (2015):** Played in 13 games with 4 starts; 77 carries for 408 yards (5.3 avg.) and 1 TD; 29 receptions for 276 yards (9.5 avg.) and 1 TD; 19 kickoff returns for 505 yards (26.6 avg.) and 1 TD.

- Totaled 19 first downs rushing and 9 first downs receiving.
- Returned a kickoff 95 yards for a TD with less than 8 minutes remaining to help win the national championship over Clemson (1/11/16).

**JUNIOR (2014):** Played in 5 games with 1 start; 22 carries for 112 yards (5.1 avg.) and 4 TDs; 5 receptions for 159 yards (31.8 avg.) and 2 TDs.

**SOPHOMORE (2013):** Played in 12 games with 1 start; 92 carries for 694 yards (7.5 avg.) and 8 TDs; 12 receptions for 135 yards (11.3 avg.) and 1 TD; 1 blocked punt and 4 special teams tackles.

- Totaled 37 first downs rushing and 7 receiving.
- Averaged 71.8 rushing yards per game in conference play.

**TRUE FRESHMAN (2012):** Played in 12 games; 42 carries for 281 yards (6.7 avg.) and 5 TDs.

- Won the national championship.

**HIGH SCHOOL (HILLGROVE HS – POWDER SPRINGS, GA.)**

- Also ran track and won a state title in the 100-meter dash.

**SENIOR (2011):** 175 carries for 1,610 yards (9.2 avg.) and 18 TDs; 315 receiving yards and 5 receiving TDs; 2 kickoff return TDs.

- Georgia's Gatorade High School Player of the Year.
- All-American.
- All-state.

**OFF THE FIELD**

**COMMUNITY:**

- Cheered on participants in the 7th annual Dolphins Cancer Challenge in February 2017.
- Named Week 16 NFLPA Community MVP for providing a night of holiday food and fun for 125 kids at a local Boys & Girls Club in 2017.
- Regularly visits local Boys & Girls Clubs.

**PERSONAL:**

- **MAJOR:** Communications.

KENYAN DRAKE'S NFL REGULAR SEASON STATS														
YEAR	TEAM	GP	GS	RUSHING					TD	RECEIVING				
				ATT	YDS	AVG	LG	REC		YDS	AVG	LG	TD	
2016	MIAMI	16	1	33	179	5.4	45t	2	9	46	5.1	9	0	
2017	MIAMI	16	6	133	644	4.8	66t	3	32	239	7.5	47	1	
NFL TOTALS		32	7	166	823	5.0	66t	5	41	285	7.0	47	1	

KENYAN DRAKE'S NFL REGULAR SEASON RETURNING STATS													
YEAR	TEAM	KICKOFF RETURN					PUNT RETURN					TD	
		KR	YDS	AVG	LG	TD	PR	FC	YDS	AVG	LG		
2016	MIAMI	13	397	30.5	96t	1	0	0	0	0.0	-	0	
2017	MIAMI	7	147	21.0	34	0	0	0	0	0.0	-	0	
NFL TOTALS		20	544	27.2	96t	1	0	0	0	0.0	-	0	

KENYAN DRAKE'S NFL PLAYOFF STATS														
YEAR	TEAM	GP	GS	RUSHING					TD	RECEIVING				
				ATT	YDS	AVG	LG			REC	YDS	AVG	LG	TD
2016	MIAMI	1	0	0	0	0.0	0	0		0	0	0.0	0	0
PLAYOFF TOTALS		1	0	0	0	0.0	0	0		0	0	0.0	0	0

KENYAN DRAKE'S NFL PLAYOFF RETURNING STATS													
YEAR	TEAM	KICKOFF RETURN					PUNT RETURN					TD	
		KR	YDS	AVG	LG	TD	PR	FC	YDS	AVG	LG		
2016	MIAMI	3	101	33.7	58	0	0	0	0	0.0	-	0	
NFL TOTALS		3	101	33.7	58	0	0	0	0	0.0	-	0	

ADDITIONAL STATS	
Special Teams Tackles:	4 in 2016 and 5 in 2017 for total of 9.
Miscellaneous Tackles:	1 in 2016 and 1 in 2017 for total of 2.

SINGLE-GAME CAREER HIGHS	
Rushes:	25 vs. New England, 12/11/17
Rushing Yards:	120 vs. Denver, 12/3/17
Longest Rush:	66t at Carolina, 11/13/17
Rushing TDs:	1 5 times, last: at Buffalo, 12/17/17
Receptions:	6 Twice, last: at Buffalo, 12/17/17
Receiving Yards:	79 vs. New England, 12/11/17
Longest Reception:	47 vs. New England, 12/11/17
Receiving TDs:	1 at New England, 11/26/17

## 100-YARD RUSHING GAMES (2)

DATE	OPPONENT	ATT	YDS	AVG	LG	TD
12/3/17	DENVER	23	120	5.2	42t	1
12/11/17	NEW ENGLAND	25	114	4.6	31	0

## 2016 GAME-BY-GAME STATS (MIAMI)

DATE	OPPONENT	P/S	ATT	YDS	AVG	LG	TD
09/11	at Seattle	1/0	0	0	0.0	-	0
09/18	at New England	1/0	2	12	6.0	7t	1
09/25	CLEVELAND	1/1	9	37	4.1	11	0
09/29	at Cincinnati	1/0	2	15	7.5	12	0
10/09	TENNESSEE	1/0	2	4	2.0	6	0
10/16	PITTSBURGH	1/0	0	0	0.0	-	0
10/23	BUFFALO	1/0	0	0	0.0	-	0
11/06	N.Y. JETS	1/0	0	0	0.0	-	0
11/13	at San Diego	1/0	1	9	9.0	9	0
11/20	at L.A. Rams	1/0	1	2	2.0	2	0
11/27	SAN FRANCISCO	1/0	1	9	9.0	9	0
12/04	at Baltimore	1/0	1	1	1.0	1	0
12/11	ARIZONA	1/0	1	8	8.0	8	0
12/17	at N.Y. Jets	1/0	5	16	3.2	16	0
12/24	at Buffalo	1/0	4	56	14.0	45t	1
01/01	NEW ENGLAND	1/0	4	10	2.5	4	0

**2016 TOTALS** 16/1 33 179 5.4 45t 2

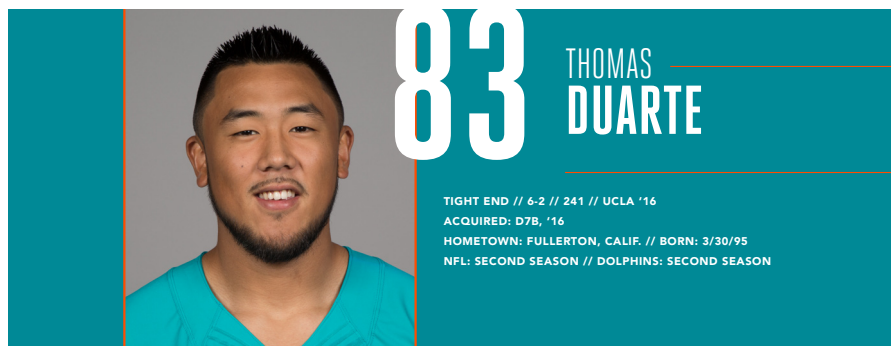
DATE	OPPONENT	P/S	ATT	YDS	AVG	LG	TD
01/08	at Pittsburgh*	1/0	0	0	0.0	-	0

\* AFC Wild Card game

## 2017 GAME-BY-GAME STATS (MIAMI)

DATE	OPPONENT	P/S	ATT	YDS	AVG	LG	TD
09/17	at L.A. Chargers	1/0	1	-3	-3.0	-3	0
09/24	at N.Y. Jets	1/0	1	0	0.0	0	0
10/01	NEW ORLEANS	1/0	1	6	6.0	6	0
10/08	TENNESSEE	1/0	1	0	0.0	0	0
10/15	at Atlanta	1/0	0	0	0.0	-	0
10/22	N.Y. JETS	1/0	0	0	0.0	-	0
10/26	at Baltimore	1/0	6	22	3.7	12	0
11/05	OAKLAND	1/0	9	69	7.7	42	0
11/13	at Carolina	1/0	7	82	11.7	66t	1
11/19	TAMPA BAY	1/0	7	4	0.6	6	0
11/26	at New England	1/1	9	20	2.2	13	0
12/03	DENVER	1/1	23	120	5.2	42t	1
12/11	NEW ENGLAND	1/1	25	114	4.6	31	0
12/17	at Buffalo	1/1	16	78	4.9	31	1
12/24	at Kansas City	1/1	13	57	4.4	18	0
12/31	BUFFALO	1/1	14	75	5.4	32	0

**2017 TOTALS** 16/6 133 644 4.8 66t 3



## NFL CAREER

### TRANSACTIONS:

- Promoted from Miami's practice squad on Dec. 20, 2017.
- Signed to Miami's practice squad on Sept. 3, 2017.
- Waived by Miami on Sept. 2, 2017.
- Promoted from Miami's practice squad on Nov. 5, 2016.
- Signed to Miami's practice squad on Sept. 4, 2016.
- Waived by Miami on Sept. 3, 2016.
- 7th-round pick (231st overall) by Miami in the 2016 NFL draft.

### CAREER HIGHLIGHTS:

- Played in 1 career game.

### 2017 (MIAMI):

- Inactive for 1 game.
- Dressed but did not play 1 game.
- Promoted from Miami's practice squad on Dec. 20, 2017.
- Spent the rest of the season on Miami's practice squad.

### 2016 (MIAMI):

- Played in 1 game.
- Inactive for 8 games.
- Promoted from Miami's practice squad on Nov. 5, 2016.
- Spent the rest of the season on Miami's practice squad.

**VS. N.Y. JETS (11/6):** Played but did not record any stats.

- Made his NFL debut.

### POSTSEASON:

**AFC WILD CARD AT PITTSBURGH (1/8):** Inactive.

## BEFORE THE NFL

### COLLEGE (UCLA):

- 3-year letterwinner (2013-15) and 2-year starter.

**CAREER:** Played in 38 games with 22 starts at receiver; 97 receptions for 1,626 yards (16.8 avg.) and 17 TDs.

- Left school ranked No. 17 in school history with 1,626 career receiving yards.

**JUNIOR (2015):** Played in all 13 games with 11 starts; 53 receptions for 872 yards (16.5 avg.) and 10 TDs.

- His 10 TDs were fourth in school history, led the team and ranked No. 17 nationally that season.

- 2nd-team All-Pac 12.

**SOPHOMORE (2014):** Played in 12 games with 7 starts; 28 receptions for 540 yards (19.3 avg.) and 4 TDs.

- His 19.3 yards per catch average was No. 15 nationally and led the team.

- Honorable mention All-Pac 12.

**TRUE FRESHMAN (2013):** Played in 13 games with 4 starts; 16 receptions for 214 yards (13.4 avg.) and 3 TDs.

- His 3 TD receptions tied a school single-season record for a true freshman.

- Honorable mention All-Pac 12.

### HIGH SCHOOL (MATER DEI HS – SANTA ANA, CALIF.)

• Played wide receiver and linebacker.  
**SENIOR (2012):** 58 receptions for 1,025 yards (17.7 avg.) and 17 TDs; 42 tackles, 10 sacks and 3 interceptions.

- All-American.
- Area Offensive Player of the Year.
- Team captain.

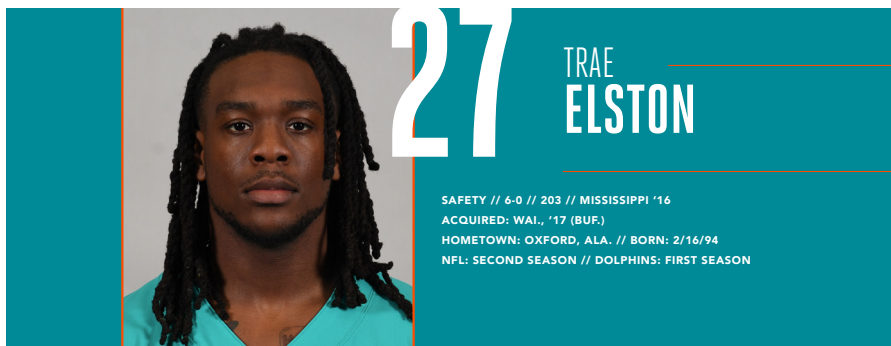
## OFF THE FIELD

### PERSONAL:

- **PRONUNCIATION:** Last name is pronounced DOO-art-ee.

## THOMAS DUARTE'S NFL REGULAR SEASON STATS

YEAR	TEAM	GP		GS	RECEIVING					RUSHING				
					REC	YDS	AVG	LG	TD	ATT	YDS	AVG	LG	TD
2016	MIAMI	1	0		0	0	0.0	0	0	0	0	0.0	0	0
2017	MIAMI	0	0		0	0	0.0	0	0	0	0	0.0	0	0
NFL TOTALS		1	0		0	0	0.0	0	0	0	0	0.0	0	0



SAFETY // 6-0 // 203 // MISSISSIPPI '16  
 ACQUIRED: WAL., '17 (BUF.)  
 HOMETOWN: OXFORD, ALA. // BORN: 2/16/94  
 NFL: SECOND SEASON // DOLPHINS: FIRST SEASON

## NFL CAREER

### TRANSACTIONS:

- Awarded off waivers to Miami on Dec. 29, 2017.
- Waived by Buffalo on Dec. 28, 2017.
- Signed by Buffalo on Oct. 3, 2017.
- Waived by Philadelphia on Sept. 30, 2017.
- Awarded off waivers to Philadelphia on Sept. 20, 2017.
- Waived by Buffalo on Sept. 19, 2017.
- Awarded off waivers to Buffalo on April 21, 2017.
- Waived by Cleveland on April 20, 2017.
- Signed by Cleveland on Jan. 2, 2017.
- Signed to Cleveland's practice squad on Dec. 23, 2016.
- Waived by Cleveland on Dec. 21, 2016.
- Signed by Cleveland on Dec. 7, 2016.
- Released from Tampa Bay's practice squad on Nov. 15, 2016.
- Signed to Tampa Bay's practice squad on Oct. 17, 2016.
- Waived by New Orleans on Sept. 3, 2016.
- Signed by New Orleans as an undrafted college free agent on May 6, 2016.

### CAREER HIGHLIGHTS:

- Played in 14 career games with 1 start.
- 15 tackles (8 solo), 1 interception and 1 pass defended.

### 2017 (MIAMI/BUFFALO/PHILADELPHIA/CLEVELAND):

- Inactive for 1 game with Miami.
- Awarded off waivers to Miami on Dec. 29.
- Waived by Buffalo on Dec. 28.
- Played in 13 games with 1 start in 2 stints with Buffalo.
- 15 tackles (8 solo), 1 interception and 1 pass defended with Buffalo
- 3 special teams tackles (1 solo) with Buffalo.
- Signed by Buffalo on Oct. 3.
- Waived by Philadelphia on Sept. 30.
- Played in 1 game with Philadelphia.
- 1 solo special teams tackle with Philadelphia.
- Awarded off waivers to Philadelphia on Sept. 20.
- Waived by Buffalo on Sept. 19.
- Spent part of the offseason with Cleveland and training camp with Buffalo.

**VS. N.Y. JETS (9/10):** Played but did not record any stats.

- Made his NFL debut.

**VS. OAKLAND (10/29):** 11 tackles (8 solo) and 1 interception.

- Made 1st NFL start.
- Intercepted a QB Derek Carr pass and returned it 22 yards in the 4th quarter for his 1st career interception.

**AT L.A. CHARGERS (11/19):** 4 solo tackles and 1 special teams stop.

### 2016 (NEW ORLEANS/TAMPA BAY/CLEVELAND):

- Inactive for 2 games with Cleveland.
- Signed by Cleveland on Dec. 7.
- Spent time on Tampa Bay and Cleveland's practice squads.
- Spent the offseason with New Orleans.

## BEFORE THE NFL

### COLLEGE (MISSISSIPPI):

- 4-year starter (2012-15).

**CAREER:** Played in 50 games with 44 starts; 252 tackles (153 solo), 1 sack, 5 interceptions, 34 passes defended and 2 forced fumbles; 1 kickoff return for 20 yards.

- Returned 2 interceptions for TDs.

**SENIOR (2015):** Started all 13 games; 70 tackles (44 solo), 4 interceptions and 18 passes defended.

- Returned 2 interceptions for TDs.
- His 18 passes defended were tied for the SEC lead and 13th nationally.
- His 4 interceptions were tied for 4th in the SEC.
- 1st-team All-American.
- 1st-team All-SEC.

**JUNIOR (2014):** Played in 12 games with 11 starts; 59 tackles (35 solo), 1 interception, 4 passes defended and 1 forced fumble.

**SOPHOMORE (2013):** Played in all 13 games with 11 starts; 62 tackles (42 solo), 6 passes defended and 1 forced fumble.

**TRUE FRESHMAN (2012):** Played in 12 games with 9 starts; 61 tackles (32 solo), 1 sack and 6 passes defended; 1 kickoff return for 20 yards.

- SEC All-Freshman team.

HIGH SCHOOL (OXFORD HS – OXFORD, ALA.)

- Played on both sides of the ball.
- SENIOR (2011):** 94 tackles and 8 interceptions; 34 receptions for 656 yards (19.3 avg.) and 8 TDs.
- 1st-team all-state.
- JUNIOR (2010):**
- 1st-team all-state.

OFF THE FIELD

- PERSONAL:**
- **MAJOR:** Business with a minor in marketing.

TRAE ELSTON'S NFL REGULAR SEASON STATS

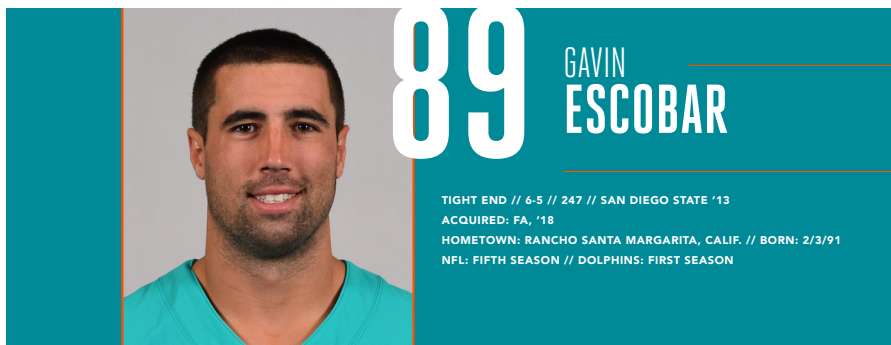
YEAR	TEAM	GP	GS	TACKLES					YDS	INTERCEPTIONS					FUMBLES	
				TOT	SOLO	ASST	SK	INT		YDS	LG	TD	PD	FF	FR	
2017	BUFFALO	13	1	15	8	7	0.0	0	1	22	22	0	1	0	0	
	PHILADELPHIA	1	0	0	0	0	0.0	0	0	0	0	0	0	0	0	
	NFL TOTALS	14	1	15	8	7	0.0	0.0	1	22	22	0	1	0	0	

ADDITIONAL STATS

**Special Teams Tackles:** (Philadelphia) 1 in 2017, (Buffalo) 3 in 2017 for total of 4.

SINGLE-GAME CAREER HIGHS

- Tackles:** 11 vs. Oakland, 10/29/17
- Interceptions:** 1 vs. Oakland, 10/29/17
- Passes Defensed:** 1 vs. Oakland, 10/29/17



## NFL CAREER

### TRANSACTIONS:

- Signed by Miami on April 16, 2018.
- Waived by Cleveland on April 12, 2018.
- Signed by Cleveland on Jan. 15, 2018.
- Waived by Baltimore on Nov. 18, 2017.
- Signed by Baltimore on Oct. 23, 2017.
- Waived by Kansas City on Sept. 2, 2017.
- Signed by Kansas City as an unrestricted free agent from Dallas on March 31, 2017.
- 2nd-round pick (47th overall) by Dallas in the 2013 NFL draft.

### CAREER HIGHLIGHTS:

- Played in 64 career games with 7 starts.
- 30 receptions for 333 yards (11.1 avg.) and 8 TDs.

### 2017 (BALTIMORE/KANSAS CITY):

- Played in 2 games with Baltimore.
- Did not record any stats.
- Waived by Baltimore on Nov. 18.
- Signed by Baltimore on Oct. 23.
- Spent the offseason and training camp with Kansas City before being waived on Sept. 2.

**VS. MIAMI (10/26):** Made his Baltimore debut.

### 2016 (DALLAS):

- Played in all 16 games with 1 start.
- 4 receptions for 30 yards (7.5 avg.) and 1 TD.

**AT CLEVELAND (11/6):** 1 reception for 2 yards and 1 TD.

- Caught a 2-yard TD pass from QB Dak Prescott in the 3rd quarter.

**VS. BALTIMORE (11/20):** 2 receptions for 21 yards (10.5 avg.).

**AT PHILADELPHIA (1/1):** 1 reception for 7 yards.

### POSTSEASON:

**NFC DIVISIONAL VS. GREEN BAY (1/15):** Started but did not record any stats.

### 2015 (DALLAS):

- Played in 14 games with 4 starts.
- Missed the final 2 games after being placed on injured reserve on Dec. 25.
- 8 receptions for 64 yards (8.0 avg.) and 1 TD.

**VS. N.Y. GIANTS (9/13):** 2 receptions for 8 yards (4.0 avg.) and 1 TD.

- Caught a 2-yard TD pass from QB Tony Romo in

the 3rd quarter to make it a 1-score game.

**AT TAMPA BAY (11/15):** 1 reception for 22 yards.

**AT MIAMI (11/22):** 2 receptions for 20 yards (10.0 avg.).

### 2014 (DALLAS):

- Played in all 16 games with 1 start.
- 9 receptions for 105 yards (11.7 avg.) and 4 TDs.

**AT SEATTLE (10/12):** 1 reception for 2 yards and 1 TD.

- Caught a 2-yard TD pass from QB Tony Romo in the 1st quarter.

**VS. N.Y. GIANTS (10/19):** 3 receptions for 65 yards (21.7 avg.) and 2 TDs.

- Caught a 15-yard TD pass from Romo in the 1st quarter to give Dallas an early lead.

- Hauled in a 26-yard TD pass from Romo in the 3rd quarter to put the Cowboys ahead again.

**AT CHICAGO (12/4):** 1 reception for 6 yards and 1 TD.

- Caught a 6-yard TD pass from Romo in the 3rd quarter.

### POSTSEASON:

**NFC WILD CARD VS. DETROIT (1/4):** Played but did not record any stats.

**NFC DIVISIONAL AT GREEN BAY (1/11):** Played but did not record any stats.

### 2013 (DALLAS):

- Played in all 16 games with 1 start.
- 9 receptions for 134 yards (14.9 avg.) and 2 TDs.

**VS. N.Y. GIANTS (9/8):** 1 reception for 7 yards.

- Made his NFL debut and caught his 1st NFL pass.

**VS. ST. LOUIS (9/22):** 1 reception for 24 yards and 1 TD.

- Caught his 1st NFL TD on a 24-yard strike from QB Tony Romo in the 3rd quarter.

**VS. GREEN BAY (12/15):** 1 reception for 15 yards.

- Made his 1st NFL start.

## BEFORE THE NFL

### COLLEGE (SAN DIEGO STATE):

- 3-year starter (2010-12).

**CAREER:** Played in all 39 games with 24 starts; 122 receptions for 1,646 yards (13.5 avg.) and 17 TDs; 2 carries for 7 yards (3.5 avg.); 1 kickoff return for 11 yards.

**JUNIOR (2012):** Played in all 13 games with 6 starts; 42 receptions for 543 yards (12.9 avg.) and 6 TDs;



2 carries for 7 yards (3.5 avg.); 1 kickoff return for 11 yards.

- Led the team in receptions, receiving yards and receiving TDs.
- 1st-team All-Mountain West.
- All-American honorable mention.

**SOPHOMORE (2011):** Played in all 13 games with 6 starts; 51 receptions for 780 yards (15.3 avg.) and 7 TDs.

- His 51 receptions and 780 receiving yards were 2nd-best among tight ends in school history.
- His 60.0 receiving yards per game were 3rd nationally among tight ends.
- 1st-team All-Mountain West.
- All-American honorable mention.

**REDSHIRT FRESHMAN (2010):** Played in all 13 games with 12 starts; 29 receptions for 323 yards (11.1 avg.) and 4 TDs.

- 2nd-team Freshman All-American.
- 2nd-team All-Mountain West.
- Redshirted in 2009.

**HIGH SCHOOL (SANTA MARGARITA CATHOLIC HS – RANCHO SANTA MARGARITA, CALIF.)**

- Played wide receiver.
- Also lettered in basketball.

**SENIOR (2008):** 37 receptions for 492 yards (13.3 avg.) and 6 TDs.

- 2nd-team All-League.

**JUNIOR (2007):** 11 receptions for 163 yards (14.8 avg.).

## OFF THE FIELD

### COMMUNITY:

- Participated in several team community and charitable efforts in Dallas such as high school camps, NFL Play 60 clinics, hospital visits, the Salvation Army Angel Tree Christmas Program, Make-A-Wish Foundation and the Susan G. Komen Foundation.
- Participated in a Relay For Life event in 2015.
- Participated in the fishing tournament at Fins Weekend.

### PERSONAL:

- Has 2 daughters, Josey and Charlotte.
- **MAJOR:** Public administration.

## GAVIN ESCOBAR'S NFL REGULAR SEASON STATS

YEAR	TEAM	GP	GS	RECEIVING					RUSHING				
				REC	YDS	AVG	LG	TD	ATT	YDS	AVG	LG	TD
2013	DALLAS	16	1	9	134	14.9	25	2	0	0	0.0	0	0
2014	DALLAS	16	1	9	105	11.7	26t	4	0	0	0.0	0	0
2015	DALLAS	14	4	8	64	8.0	22	1	0	0	0.0	0	0
2016	DALLAS	16	1	4	30	7.5	14	1	0	0	0.0	0	0
2017	BALTIMORE	2	0	0	0	0.0	0	0	0	0	0.0	0	0
<b>NFL TOTALS</b>		<b>64</b>	<b>7</b>	<b>30</b>	<b>333</b>	<b>11.1</b>	<b>26t</b>	<b>8</b>	<b>0</b>	<b>0</b>	<b>0.0</b>	<b>0</b>	<b>0</b>

## GAVIN ESCOBAR'S NFL PLAYOFF STATS

YEAR	TEAM	GP	GS	RECEIVING					RUSHING				
				REC	YDS	AVG	LG	TD	ATT	YDS	AVG	LG	TD
2014	DALLAS	2	0	0	0	0.0	0	0	0	0	0.0	0	0
2016	DALLAS	1	1	0	0	0.0	0	0	0	0	0.0	0	0
<b>PLAYOFF TOTALS</b>		<b>3</b>	<b>1</b>	<b>0</b>	<b>0</b>	<b>0.0</b>	<b>0</b>	<b>0</b>	<b>0</b>	<b>0</b>	<b>0.0</b>	<b>0</b>	<b>0</b>

### ADDITIONAL STATS

**Special Teams Tackles:** (Dallas) 2 in 2014, 1 in 2015, 4 in 2016 for total of 7.

**Miscellaneous Tackles:** (Dallas) 1 in 2013.

**Kickoff Returns:** (Dallas) 1 for 0 yards in 2013, 1 for 5 yards in 2016 for total of 2 for 5 yards (2.5 avg.).

### SINGLE-GAME CAREER HIGHS

**Receptions:** 3 vs. N.Y. Giants, 10/19/14  
**Receiving Yards:** 65 vs. N.Y. Giants, 10/19/14  
**Longest Rec.:** 26t vs. N.Y. Giants, 10/19/14  
**TD Receptions:** 2 vs. N.Y. Giants, 10/19/14

### 2013 GAME-BY-GAME STATS (DALLAS)

DATE	OPPONENT	P/S	REC	YDS	AVG	LG	TD
09/08	N.Y. GIANTS	1/0	1	7	7.0	7	0
09/15	at Kansas City	1/0	1	9	9.0	9	0
09/22	ST. LOUIS	1/0	1	24	24.0	24t	1
09/29	at San Diego	1/0	0	0	0.0	-	0
10/06	DENVER	1/0	1	25	25.0	25	0
10/13	WASHINGTON	1/0	0	0	0.0	-	0
10/20	at Philadelphia	1/0	0	0	0.0	-	0
10/27	at Detroit	1/0	0	0	0.0	-	0
11/03	MINNESOTA	1/0	0	0	0.0	-	0
11/10	at New Orleans	1/0	0	0	0.0	-	0
11/24	at N.Y. Giants	1/0	1	5	5.0	5	0
11/28	OAKLAND	1/0	0	0	0.0	-	0
12/09	at Chicago	1/0	2	32	16.0	25	0
12/15	GREEN BAY	1/1	1	15	15.0	15	0
12/22	at Washington	1/0	0	0	0.0	-	0
12/29	PHILADELPHIA	1/0	1	17	17.0	17t	1
<b>2013 TOTALS</b>		<b>16/1</b>	<b>9</b>	<b>134</b>	<b>14.9</b>	<b>25</b>	<b>2</b>

## 2014 GAME-BY-GAME STATS (DALLAS)

DATE	OPPONENT	P/S	REC	YDS	AVG	LG	TD
09/07	SAN FRANCISCO	1/0	0	0	0.0	-	0
09/14	at Tennessee	1/0	1	5	5.0	5	0
09/21	at St. Louis	1/0	1	7	7.0	7	0
09/28	NEW ORLEANS	1/0	1	6	6.0	6	0
10/05	HOUSTON	1/0	0	0	0.0	-	0
10/12	at Seattle	1/0	1	2	2.0	2t	1
10/19	N.Y. GIANTS	1/0	3	65	21.7	26t	2
10/27	WASHINGTON	1/0	0	0	0.0	-	0
11/02	ARIZONA	1/0	0	0	0.0	-	0
11/09	at Jacksonville	1/0	1	14	14.0	14	0
11/23	at N.Y. Giants	1/0	0	0	0.0	-	0
11/27	PHILADELPHIA	1/0	0	0	0.0	-	0
12/04	at Chicago	1/0	1	6	6.0	6t	1
12/14	at Philadelphia	1/1	0	0	0.0	-	0
12/21	INDIANAPOLIS	1/0	0	0	0.0	-	0
12/28	at Washington	1/0	0	0	0.0	-	0
2014 TOTALS		16/1	9	105	11.7	26t	4

DATE	OPPONENT	P/S	REC	YDS	AVG	LG	TD
01/04	DETROIT*	1/0	0	0	0.0	-	0
01/11	at Green Bay**	1/0	0	0	0.0	-	0
PLAYOFF TOTALS		2/0	0	0	0.0	-	0

\* NFC Wild Card game

\*\* NFC Divisional game

## 2015 GAME-BY-GAME STATS (DALLAS)

DATE	OPPONENT	P/S	REC	YDS	AVG	LG	TD
09/13	N.Y. GIANTS	1/0	2	8	4.0	6	1
09/20	at Philadelphia	1/1	2	16	8.0	13	0
09/27	ATLANTA	1/0	0	0	0.0	-	0
10/04	at New Orleans	1/0	0	0	0.0	-	0
10/11	NEW ENGLAND	1/1	0	0	0.0	-	0
10/25	at N.Y. Giants	1/0	0	0	0.0	-	0
11/01	SEATTLE	1/1	0	0	0.0	-	0
11/08	PHILADELPHIA	1/0	0	0	0.0	-	0
11/15	at Tampa Bay	1/0	1	22	22.0	22	0
11/22	at Miami	1/1	2	20	10.0	15	0
11/26	CAROLINA	1/0	1	-2	-2.0	-2	0
12/07	at Washington	1/0	0	0	0.0	-	0
12/13	at Green Bay	1/0	0	0	0.0	-	0
12/19	N.Y. JETS	1/0	0	0	0.0	-	0
12/27	at Buffalo		INJURED RESERVE				
01/03	WASHINGTON		INJURED RESERVE				
2015 TOTALS		14/4	8	64	8.0	22	1

## 2016 GAME-BY-GAME STATS (DALLAS)


DATE	OPPONENT	P/S	REC	YDS	AVG	LG	TD
09/11	N.Y. GIANTS	1/0	0	0	0.0	-	0
09/18	at Washington	1/0	0	0	0.0	-	0
09/25	CHICAGO	1/0	0	0	0.0	-	0
10/02	at San Francisco	1/0	0	0	0.0	-	0
10/09	CINCINNATI	1/0	0	0	0.0	-	0
10/16	at Green Bay	1/0	0	0	0.0	-	0
10/30	PHILADELPHIA	1/0	0	0	0.0	-	0
11/06	at Cleveland	1/0	1	2	2.0	2t	1
11/13	at Pittsburgh	1/0	0	0	0.0	-	0
11/20	BALTIMORE	1/0	2	21	10.5	14	0
11/24	WASHINGTON	1/0	0	0	0.0	-	0
12/01	at Minnesota	1/0	0	0	0.0	-	0
12/11	at N.Y. Giants	1/1	0	0	0.0	-	0
12/18	TAMPA BAY	1/0	0	0	0.0	-	0
12/26	DETROIT	1/0	0	0	0.0	-	0
01/01	at Philadelphia	1/0	1	7	7.0	7	0
2016 TOTALS		16/1	4	30	7.5	14	1

DATE	OPPONENT	P/S	REC	YDS	AVG	LG	TD
01/15	GREEN BAY*	1/1	0	0	0.0	-	0

\* NFC Divisional game

## 2017 GAME-BY-GAME STATS (BALTIMORE)

DATE	OPPONENT	P/S	REC	YDS	AVG	LG	TD
09/10	at Cincinnati		NOT ON ROSTER				
09/17	CLEVELAND		NOT ON ROSTER				
09/24	at Jacksonville		NOT ON ROSTER				
10/01	PITTSBURGH		NOT ON ROSTER				
10/08	at Oakland		NOT ON ROSTER				
10/15	CHICAGO		NOT ON ROSTER				
10/22	at Minnesota		NOT ON ROSTER				
10/26	MIAMI	1/0	0	0	0.0	-	0
11/05	at Tennessee	1/0	0	0	0.0	-	0
11/19	at Green Bay		NOT ON ROSTER				
11/27	HOUSTON		NOT ON ROSTER				
12/03	DETROIT		NOT ON ROSTER				
12/10	at Pittsburgh		NOT ON ROSTER				
12/17	at Cleveland		NOT ON ROSTER				
12/23	INDIANAPOLIS		NOT ON ROSTER				
12/31	CINCINNATI		NOT ON ROSTER				
2017 TOTALS		2/0	0	0	0.0	-	0



9

DAVID  
FALES

QUARTERBACK // 6-2 // 213 // SAN JOSE STATE '14

ACQUIRED: FA, '17

HOMETOWN: SALINAS, CALIF. // BORN: 10/4/90

NFL: FOURTH SEASON // DOLPHINS: SECOND SEASON

## NFL CAREER

### TRANSACTIONS:

- Signed by Miami on Oct. 24, 2017.
- Waived by Miami on Sept. 2, 2017.
- Signed by Miami on April 5, 2017.
- Signed by Chicago off Baltimore's practice squad on Nov. 23, 2016.
- Signed to Baltimore's practice squad on Nov. 19, 2016.
- Released from Baltimore's practice squad on Nov. 16, 2016.
- Signed to Baltimore's practice squad on Nov. 10, 2016.
- Released from Baltimore's practice squad on Nov. 8, 2016.
- Signed to Baltimore's practice squad on Sept. 6, 2016.
- Waived by Chicago on Sept. 3, 2016.
- Promoted from Chicago's practice squad on Sept. 22, 2015.
- Signed to Chicago's practice squad on Sept. 17, 2015.
- Waived by Chicago on Sept. 15, 2015.
- Promoted from Chicago's practice squad on Dec. 13, 2014.
- Signed to Chicago's practice squad on Sept. 15, 2014.
- Waived by Chicago on Sept. 13, 2014.
- 6th-round pick (183rd overall) by Chicago in the 2014 NFL draft.

### CAREER HIGHLIGHTS:

- Played in 3 career games.
- Completed 31-of-48 passes (64.6 pct.) for 287 yards and 1 TD for a QB rating of 79.1.
- 5 carries for 8 yards (1.6 avg.) and 1 TD.

### 2017 (MIAMI):

- Played in 2 games.
- Dressed but did not play in 5 games.
- Inactive for 3 games.
- Signed by Miami on Oct. 24.
- Spent the offseason and training camp with the Dolphins before being waived on Sept. 2, 2017.
- Completed 29-of-43 passes (67.4 pct.) for 265 yards and 1 TD for a QB rating of 82.0.
- 4 carries for 8 yards (2.0 avg.) and 1 TD.

### VS. DENVER (12/3):

- 0-for-1 passing.
- Made his Dolphins debut, relieving QB Jay Cutler on the team's final possession.

### VS. BUFFALO (12/31):

- 29-of-42 passing (69.0 pct.) for 265 yards and 1 TD; 4 carries for 8 yards (2.0 avg.) and 1 TD.
- Entered the game on Miami's second possession and played the rest of the contest.
- Connected with WR Jarvis Landry for a 1-yard TD pass for the 1st TD pass of his career.
- Rushed for a 1-yard TD with 1:56 left in the game, the 1st rushing TD of his career.

### 2016 (CHICAGO/BALTIMORE):

- Played in 1 game for Chicago.
- Dressed but did not play in 5 games for Chicago.
- Completed 2-of-5 passes (40.0 pct.) for 22 yards.
- 1 rush for 0 yards.
- Signed by Chicago on Nov. 23.
- Spent the majority of the season on Baltimore's practice squad.
- Spent the offseason and training camp with Chicago before he was waived on Sept. 3.

### AT MINNESOTA (1/1):

- 2-of-5 passing (40.0 pct.) for 22 yards; 1 rush for 0 yards.

- Made his NFL debut.

### 2015 (CHICAGO):

- Dressed but did not play in 7 games.
- Inactive for 3 games.
- Spent the rest of the season on Chicago's practice squad.
- Spent training camp and the offseason with Chicago.

### 2014 (CHICAGO):

- Dressed but did not play in 1 game.
- Inactive for 3 games.
- Spent the rest of the season on Chicago's practice squad.
- Spent training camp and the offseason with Chicago.

## BEFORE THE NFL

### COLLEGE (SAN JOSE STATE):

- 2-year starter (2012-13).
- Transferred from Monterey Peninsula College following his redshirt sophomore season (2011).

- Transferred from Nevada following his true freshman season (2009).

**CAREER (AT SAN JOSE STATE):** Started all 25 games; Completed 639-of-938 passes (68.1 pct.) for 8,382 yards, 66 TDs, 22 interceptions and a passer efficiency of 161.7; 90 carries for -132 yards (-1.5 avg.) and 2 TDs.

- Finished career holding 25 school records and sharing 3 others.
- Left school holding 2 Mountain West Conference records and sharing 1 other.
- Became 1st QB in school history to surpass 4,000 passing yards in consecutive seasons.

**SENIOR (2013 AT SAN JOSE STATE):** Started all 12 games; 312-of-487 passing (64.1 pct.) for 4,189 yards, 33 TDs and 13 interceptions for a passer efficiency of 153.4; 48 carries for 7 yards (0.2 avg.) and 2 TDs.

- Set 8 career, 6 season and 4 single-game school records during his senior season.
- Set a conference record for surpassing 300 passing yards in 5 straight games.
- 2nd-team All-MWC.

**JUNIOR (2012 AT SAN JOSE STATE):** Started all 13 games; 327-of-451 passing (72.5 pct.) for 4,193 yards, 33 TDs and 9 interceptions for a passer efficiency of 170.8; 42 carries for -139 yards (-3.3 avg.).

- Set 7 single-season school passing records.
- His 72.5 completion percentage led FBS.
- 2nd-team All-MWC.
- Honorable mention All-American.

**CAREER (AT MONTEREY PENINSULA COLLEGE):** Completed 61.8 pct. of his passes for 4,635 yards and 37 TDs.

**SOPHOMORE (2011 AT MONTEREY PENINSULA COLLEGE):**

- Led team to a 2011 Coast Conference co-championship and a berth in the Sierra Central Credit Union Bowl.
- Ranked among the state's top 10 in completions, completion percentage, passing yards, TD passes and passing efficiency.
- 1st-team All-Coast Conference.

**REDSHIRT FRESHMAN (2010 AT MONTEREY PENINSULA COLLEGE):**

- 1st-team All-Coast Conference.
- TRUE FRESHMAN (2009 AT NEVADA):**
- Redshirted.

**HIGH SCHOOL (PALMA HS – SALINAS, CALIF.)**

- Completed 220-of-319 passes (69.0 pct.) for 3,267 yards, 31 TDs and 6 interceptions during his final 2 seasons.

**SENIOR (2008):** 94 tackles and 8 interceptions; 34 receptions for 656 yards (19.3 avg.) and 8 TDs.

- Tri-County League Most Valuable Offensive Player.

- All-league honors.

**JUNIOR (2007):**

- All-league honors.

## OFF THE FIELD

**PERSONAL:**

- **PRONUNCIATION:** Last name rhymes with NAILS.
- **MAJOR:** Psychology.

## DAVID FALES' NFL REGULAR SEASON STATS

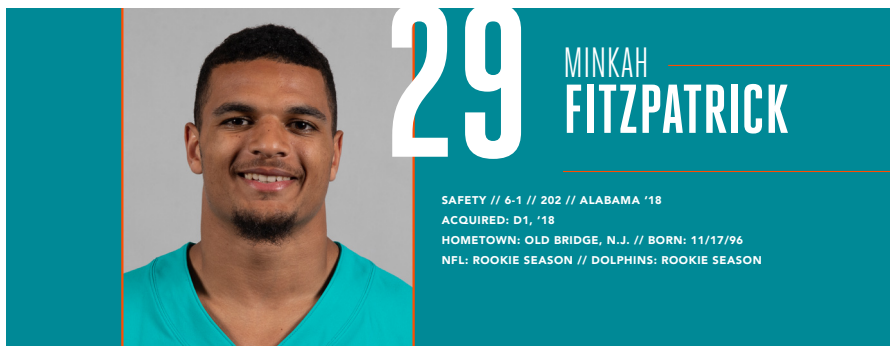
YEAR	TEAM	GP	GS	ATT	CMP	PCT	YDS	Y/A	TD	INT	LG	SK/YDS	RATE
2016	CHICAGO	1	0	5	2	40.0	22	4.4	0	0	12	1/5	53.8
2017	MIAMI	2	0	43	29	67.4	265	6.2	1	1	26	1/8	82.0
<b>NFL TOTALS</b>		<b>3</b>	<b>0</b>	<b>48</b>	<b>31</b>	<b>64.6</b>	<b>287</b>	<b>6.0</b>	<b>1</b>	<b>1</b>	<b>26</b>	<b>2/13</b>	<b>79.1</b>

## ADDITIONAL STATS

**Rushing:** (Chicago) 1 for 0 yards in 2016, (Miami) 4 for 8 yards and 1 TD in 2017 for total of 5 for 8 yards and 1 TD.

## SINGLE-GAME CAREER HIGHS

<b>Pass Attempts:</b>	42	vs. Buffalo, 12/31/17
<b>Completions:</b>	29	vs. Buffalo, 12/31/17
<b>Completion Pct.:</b>	69.0	vs. Buffalo, 12/31/17
<b>Passing Yards:</b>	265	vs. Buffalo, 12/31/17
<b>Passing TDs:</b>	1	vs. Buffalo, 12/31/17
<b>Rushes:</b>	4	vs. Buffalo, 12/31/17
<b>Rushing Yards:</b>	8	vs. Buffalo, 12/31/17
<b>Rushing TDs:</b>	1	vs. Buffalo, 12/31/17



## BEFORE THE NFL

### COLLEGE (ALABAMA):

- 3-year starter (2015-17).

**CAREER:** Played in 42 games with 38 starts; 171 tackles (109 solo), 4.5 sacks, 9 interceptions, 35 passes defended and 2 forced fumbles; 1 kickoff return for 39 yards; 1 blocked field goal and 1 blocked punt.

**JUNIOR (2017):** Started 13 games; 60 tackles (38 solo), 1.5 sacks, 1 interception, 9 passes defended and 1 forced fumble; 1 kickoff return for 39 yards; 1 blocked field goal.

- Won the Chuck Bednarik Award (nation's top defensive player) and became 1st draft pick in Dolphins history to win the award.
- Won the Jim Thorpe Award (nation's top defensive back) and became the second Dolphins draft pick to win the award, joining CB Jamar Fletcher in 2000.
- Became just the 3rd player in NCAA history to win both the Chuck Bednarik and the Jim Thorpe Award, joining CB Charles Woodson and CB Patrick Peterson.
- Unanimous 1st-team All-American.
- 1st-team All-SEC.
- Finalist for the Jason Witten Collegiate Man of the Year (player who demonstrates a record of leadership by exhibiting exceptional courage, integrity and sportsmanship on and off the field).
- Finalist for the Lombardi Award (based on performance, leadership, character and resiliency).
- Finalist for the Bronko Nagurski Trophy (best defensive player).
- Finalist for the Lott IMPACT Trophy (best defensive player in character and performance).

- Helped his team win the College Football Playoff National Championship.

- Voted a team captain.

**SOPHOMORE (2016):** Started all 15 games; 66 tackles (41 solo), 1 sack, 6 interceptions, 13 passes defended and 1 forced fumble.

- 1st-team All-American.
- 1st-team All-SEC.
- Semifinalist for the Jim Thorpe Award (nation's top defensive back).
- His 6 interceptions were 7th in FBS.

**TRUE FRESHMAN (2015):** Played in 14 games with 10 starts; 45 tackles (30 solo), 2 sacks, 2 interceptions and 13 passes defended; 1 blocked punt.

- Freshman All-American.
- SEC All-Freshman Team.
- Helped his team win the College Football Playoff National Championship.

### HIGH SCHOOL (ST. PETER'S PREP – JERSEY CITY, N.J.)

**SENIOR (2014):** 60 tackles and 3 interceptions.

- All-American.

**JUNIOR (2013):** 62 tackles, 4 interceptions and 25 passes defended.

- 1st-team all-state.
- 1st-team all-county.

**SOPHOMORE (2012):** 2 interceptions and 14 passes defended.

## OFF THE FIELD

### PERSONAL:

- **MAJOR:** Human performance exercise science.

## MINKAH FITZPATRICK'S COLLEGE STATS

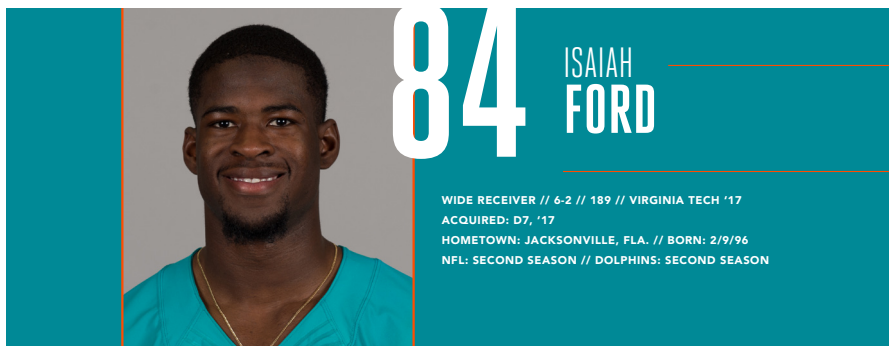
YEAR	TEAM	GP	GS	TACKLES					INTERCEPTIONS					FUMBLES	
				TOT	SOLO	ASST	SK	YDS	INT	YDS	LG	TD	PD	FF	FR
2015	ALABAMA	14	10	45	30	15	2.0	17.0	2	88	55	2	13	0	0
2016	ALABAMA	15	15	66	41	25	1.0	9.0	6	186	100	2	13	1	0
2017	ALABAMA	13	13	60	38	22	1.5	15.0	1	0	0	0	9	1	0
NCAA TOTALS		42	38	171	109	62	4.5	41.0	9	274	100	4	35	2	0

### ADDITIONAL STATS

**Defensive Touchdowns:** 2 in 2015, 2 in 2016 for total of 4.

**Kickoff Returns:** 1 for 39 yards in 2017.

**Blocked Kicks:** 1 blocked punt in 2015, 1 blocked field goal in 2017 for total of 2.



## NFL CAREER

### TRANSACTIONS:

- 7th-round pick (237th overall) by Miami in the 2017 NFL draft.

### 2017 (MIAMI):

- Missed the entire season after being placed on injured reserve on Aug. 19.

## BEFORE THE NFL

### COLLEGE (VIRGINIA TECH):

- 3-year starter (2014-16).

**CAREER:** Played in 40 games with 37 starts; 210 receptions for 2,967 yards (14.1 avg.) and 24 TDs.

- Left school as the only player in ACC history to hold sole possession of his school's career records for receptions, receiving yards and receiving TDs.

**JUNIOR (2016):** Started all 14 games; 79 receptions for 1,094 yards (13.9 avg.) and 7 TDs; 6 carries for 33 yards (5.5 avg.).

- His 79 receptions were a single-season school record.
- Consensus 2nd-team All-ACC.

**SOPHOMORE (2015):** Played in all 13 games with 12 starts; 75 receptions for 1,164 yards (15.5 avg.) and 11 TDs; 7 carries for 51 yards (7.3 avg.).

- His 1,164 receiving yards and 11 TD receptions were single-season school records.

- 1st-team All-ACC.

**TRUE FRESHMAN (2014):** Played in all 13 games with 11 starts; 56 receptions for 709 yards (12.7 avg.) and 6 TDs; 4 carries for 0 yards.

- His 56 receptions and 709 receiving yards led the team.
- Honorable mention All-ACC.

### HIGH SCHOOL (TRINITY CATHOLIC – JACKSONVILLE, FLA.)

- Also played basketball, averaging 37 points per game as a senior and earning 1st-team All-First Coast honors.

**SENIOR (2013):** 717 receiving yards and 12 receiving TDs; 401 rushing yards and 4 rushing TDs; 1 TD pass.

- All-state.

## OFF THE FIELD

### PERSONAL:

- **MAJOR:** Human development.





## NFL CAREER

### TRANSACTIONS:

- Signed by Miami as an unrestricted free agent from Seattle on April 11, 2018.
- Signed by Seattle as an unrestricted free agent from Washington on March 24, 2017.
- Signed by Washington as an unrestricted free agent from Pittsburgh on March 18, 2016.
- Promoted from Pittsburgh's practice squad on Sept. 3, 2013.
- Signed to Pittsburgh's practice squad on Sept. 1, 2013.
- Waived by Pittsburgh on Aug. 31, 2013.
- Signed by Pittsburgh as an undrafted college free agent on May 6, 2013.

### CAREER HIGHLIGHTS:

- Played in 74 career games with 4 starts.
- 27 tackles (17 solo), 1.5 sacks and 1 pass defended.
- 49 special teams tackles (37 solo) and 1 forced fumble.

### 2017 (SEATTLE):

- Played in 15 games with 3 starts.
- Inactive for 1 game.
- 17 tackles (9 solo), 1 sack and 1 pass defended.
- 8 special teams tackles (7 solo) and 1 forced fumble.

### AT GREEN BAY (9/10): 3 tackles (1 solo) and 1 sack.

- Started the season opener in his Seattle debut.
- Recorded the 1st full sack of his career when he brought down QB Aaron Rodgers for a loss of 6 yards in the 2nd quarter.

### AT JACKSONVILLE (12/10): 2 solo special teams tackles and 1 forced fumble.

- Forced the 1st fumble of his career when he knocked the ball loose from RB Corey Grant on a kickoff return.

### VS. L.A. RAMS (12/17): 9 tackles (6 solo) and 1 pass defended.

### 2016 (WASHINGTON):

- Played in all 16 games.
- 8 tackles (6 solo) and 0.5 sacks.
- 8 special teams tackles (4 solo).

### AT BALTIMORE (10/9): 2 tackles (1 solo) and 0.5 sack.

- Teamed up with DE Trent Murphy to take down QB Joe Flacco for an 8-yard loss on a 3rd down in the 3rd quarter.

### VS. GREEN BAY (11/20): 2 solo special teams tackles.

### AT CHICAGO (12/24): 5 solo tackles.

### 2015 (PITTSBURGH):

- Played in 12 games.
- Inactive for 4 games.
- 9 special teams tackles (8 solo).

### AT ST. LOUIS (9/27): 1 solo special teams tackle.

### VS. ARIZONA (10/18): 2 solo special teams tackles.

### VS. INDIANAPOLIS (12/6): 2 solo special teams tackles.

### POSTSEASON:

### AFC WILD CARD AT CINCINNATI (1/9): 1 assisted special teams tackle.

### AFC DIVISIONAL AT DENVER (1/17): 1 assisted special teams tackle.

### 2014 (PITTSBURGH):

- Played in all 16 games.
- 15 special teams tackles (9 solo).

### VS. BALTIMORE (11/2): 3 solo special teams tackles.

### AT CINCINNATI (12/7): 2 special teams tackles (1 solo).

### VS. CINCINNATI (12/28): 2 assisted special teams tackles.

### POSTSEASON:

### AFC WILD CARD VS. BALTIMORE (1/3): Played but did not record any stats.

### 2013 (PITTSBURGH):

- Played in 15 games with 1 start.
- Inactive for 1 game.
- 2 solo tackles.
- 9 solo special teams tackles.

### VS. TENNESSEE (9/8): Played but did not record any stats.

- Made his NFL debut.

### AT MINNESOTA (9/29): 2 solo special teams tackles.

### AT GREEN BAY (12/22): 1 solo special teams tackle.

- Made his 1st NFL start.

## BEFORE THE NFL

### COLLEGE (WEST VIRGINIA):

- 4-year letterman (2009-12) and 3-year starter.

### CAREER: Played in 47 games with 37 starts; 235

tackles (140 solo), 10.5 sacks, 3 interceptions, 14 passes defended, 3 forced fumbles and 2 fumble recoveries.

**SENIOR (2012):** Started all 13 games; 83 tackles (53 solo), 6 sacks, 1 interception, 5 passes defended, 2 forced fumbles and 1 fumble recovery.

**JUNIOR (2011):** Started 11 games; 72 tackles (43 solo), 3.5 sacks, 2 interceptions and 5 passes defended.

**SOPHOMORE (2010):** Started all 13 games; 76 tackles (41 solo), 1 sack, 4 passes defended, 1 forced fumble and 1 fumble recovery.

- 3rd-team All-Big East.

**TRUE FRESHMAN (2009):** Played in 10 games; 10 tackles (3 solo).

- Redshirted in 2010.

## HIGH SCHOOL (LOYOLA BLAKEFIELD HS – BALTIMORE, MD.)

- Played defensive back and running back.

**SENIOR (2008):** 32 tackles and 2 interceptions.

## OFF THE FIELD

### COMMUNITY:

- Supports autism awareness by participating in a number of different events each year.
- Coaches his own 7-on-7 youth football team.

### PERSONAL:

- Member of Omega Psi Phi fraternity.
- Enjoys bowling and playing chess in his spare time.
- **MAJOR:** Interdisciplinary studies.

## TERENCE GARVIN'S NFL REGULAR SEASON STATS

YEAR	TEAM	GP	GS	TACKLES					INTERCEPTIONS					FUMBLES	
				TOT	SOLO	ASST	SK	YDS	INT	YDS	LG	TD	PD	FF	FR
2013	PITTSBURGH	15	1	2	2	0	0.0	0.0	0	0	0	0	0	0	0
2014	PITTSBURGH	16	0	0	0	0	0.0	0.0	0	0	0	0	0	0	0
2015	PITTSBURGH	12	0	0	0	0	0.0	0.0	0	0	0	0	0	0	0
2016	WASHINGTON	16	0	8	6	2	0.5	4.0	0	0	0	0	0	0	0
2017	SEATTLE	15	3	17	9	8	1.0	6.0	0	0	0	0	1	1	0
<b>NFL TOTALS</b>		<b>74</b>	<b>4</b>	<b>27</b>	<b>17</b>	<b>10</b>	<b>1.5</b>	<b>10.0</b>	<b>0</b>	<b>0</b>	<b>0</b>	<b>0</b>	<b>1</b>	<b>1</b>	<b>0</b>

## TERENCE GARVIN'S NFL PLAYOFF STATS

YEAR	TEAM	GP	GS	TACKLES					INTERCEPTIONS					FUMBLES	
				TOT	SOLO	ASST	SK	YDS	INT	YDS	LG	TD	PD	FF	FR
2014	PITTSBURGH	1	0	0	0	0	0.0	0.0	0	0	0	0	0	0	0
2015	PITTSBURGH	2	0	0	0	0	0.0	0.0	0	0	0	0	0	0	0
<b>NFL TOTALS</b>		<b>3</b>	<b>0</b>	<b>0</b>	<b>0</b>	<b>0</b>	<b>0.0</b>	<b>0.0</b>	<b>0</b>	<b>0</b>	<b>0</b>	<b>0</b>	<b>0</b>	<b>0</b>	<b>0</b>

### ADDITIONAL STATS

**Special Teams Tackles:** (Pittsburgh) 9 in 2013, 15 in 2014, 9 in 2015, (Washington) 8 in 2016, (Seattle) 8 in 2017 for total of 49 (P-2).

**Miscellaneous Tackles:** (Pittsburgh) 1 in 2014.

### SINGLE-GAME CAREER HIGHS

<b>Tackles:</b>	9	vs. L.A. Rams, 12/17/17
<b>Special Teams Tackles:</b>	3	vs. Baltimore, 11/2/14
<b>Sacks:</b>	1	at Green Bay, 9/10/17
<b>Passes Defended:</b>	1	vs. L.A. Rams, 12/17/17
<b>Forced Fumbles:</b>	1	at Jacksonville, 12/10/17



## BEFORE THE NFL

### COLLEGE (PENN STATE):

- 4-year letterman (2014-17) and 3-year starter.

**CAREER:** Played in 51 games with 36 starts; 129 receptions for 1,481 yards (11.5 avg.) and 15 TDs.

- Finished his career with at least 1 reception in 27 straight games.
- His 129 receptions were 9th overall in Penn State history and the most among tight ends.
- His 1,481 receiving yards were the most in Penn State history by a tight end and 17th by a player at any position.
- His 15 receiving TDs were the most in Penn State history by a tight end and 9th by a player at any position.

**SENIOR (2017):** Started all 13 games; 57 receptions for 563 yards (9.9 avg.) and 9 TDs.

- 2nd-team All-American.
- 1st-team All-Big Ten.
- Finalist for the John Mackey Award (nation's top tight end).
- His 9 receiving TDs were 3rd in the Big Ten and the most by a tight end in Penn State history.
- His 4.4 receptions per game were 6th in the Big Ten.
- Finished 3rd in receptions (57), 4th in receiving TDs (9) and 5th in receiving yards (563) among FBS tight ends.
- Caught a TD pass in 5 straight games.

**JUNIOR (2016):** Started all 14 games; 48 receptions for 679 yards (14.2 avg.) and 5 TDs.

- 3rd-team All-American.
- 2nd-team All-Big Ten.
- His 48 receptions led the Big Ten and were 7th nationally among tight ends.
- His 679 receiving yards led all Big Ten tight ends, were 7th nationally at the position and set a

single-season tight end school record.

**SOPHOMORE (2015):** Played in 11 games with 8 starts; 13 receptions for 125 yards (9.6 avg.) and 1 TD.

**TRUE FRESHMAN (2014):** Played in all 13 games with 1 start; 11 receptions for 114 yards (10.4 avg.).

- Big Ten All-Freshman Team.

### HIGH SCHOOL (SOUTHERN REGIONAL HS – MANAHAWKIN, N.J.)

- Became the school's all-time leading receiver with 103 receptions for 1,817 yards (17.6 avg.) and 16 TDs.
- Also played basketball and volleyball.
- Became the school's all-time leading scorer in basketball with 1,867 points.
- Won the state's 2014 dunk contest.
- Helped his school win a state title in basketball.

**SENIOR (2013):** 33 receptions for 530 yards (16.1 avg.) and 4 TDs.

- All-American.
- All-state.

**JUNIOR (2012):** 50 receptions for 954 yards (19.1 avg.) and 9 TDs.

- Helped his team finish as state runner-ups.

**SOPHOMORE (2011):** 16 receptions for 276 yards (17.3 avg.) and 3 TDs.

## OFF THE FIELD

### PERSONAL:

- **PRONUNCIATION:** Last name is pronounced guh-sick-EE.
- **MAJOR:** Advertising and public relations.

MIKE GESICKI'S COLLEGE STATS													
YEAR	TEAM	GP	GS	RECEIVING					RUSHING				
				REC	YDS	AVG	LG	TD	ATT	YDS	AVG	LG	TD
2014	PENN STATE	13	1	11	114	10.4	30	0	0	0	0.0	0	0
2015	PENN STATE	11	8	13	125	9.6	33	1	0	0	0.0	0	0
2016	PENN STATE	14	14	48	679	14.2	53	5	0	0	0.0	0	0
2017	PENN STATE	13	13	57	563	9.9	35	9	0	0	0.0	0	0
NCAA TOTALS		51	36	129	1,481	11.5	53	15	0	0	0.0	0	0

ADDITIONAL STATS

Tackles: 1 in 2014, 1 in 2017 for total of 2.



## NFL CAREER

### TRANSACTIONS:

- Signed by Miami on July 24, 2018.
- Waived by Arizona on June 15, 2018.
- Signed by Arizona as an undrafted college free agent on April 30, 2018.

## BEFORE THE NFL

### COLLEGE (SAN JOSE STATE):

- 3-year starter (2015-17).

**CAREER:** Played in 38 games with 35 starts; 352 tackles (186 solo), 9.5 sacks, 1 interception, 8 passes defended, 6 forced fumbles and 2 fumble recoveries.

**JUNIOR (2017):** Started 13 games; 173 tackles (94 solo), 2 sacks, 3 passes defended and 3 forced fumbles.

- 1st-team All-Mountain West.
- His 173 total tackles set a Mountain West single-season record.
- His 173 total tackles were the most in FBS since 2000.
- His 13.3 tackles per game led the nation.

**SOPHOMORE (2016):** Played in 12 games with

10 starts; 99 tackles (50 solo), 6.5 sacks, 1 interception, 2 passes defended, 2 forced fumbles and 2 fumble recoveries.

- His 99 total tackles and 11.5 tackles for loss led the team.

- Had five games with 10+ tackles.

**TRUE FRESHMAN (2015):** Played in all 13 games with 12 starts; 80 tackles (42 solo), 1 sack and 1 forced fumble.

- Named the team's Freshman of the Year.
- His 80 tackles were 3rd on the team and 4th among Mountain West freshmen.
- Had 4+ tackles in every game.

### HIGH SCHOOL (PACHECHO HS – LOS BANOS, CALIF.)

**SENIOR (2014):** 115 tackles and 8.0 tackles for loss

- 1st-team All-Western Athletic Conference honoree.
- CalHiSports.com 1st-team all-state for medium-sized schools.

## OFF THE FIELD

### PERSONAL:

- **MAJOR:** Communications studies.

## FRANK GINDA'S COLLEGE STATS

YEAR	TEAM	GP	GS	TACKLES				INT	INTERCEPTIONS				FUMBLES
				TOT	SOLO	ASST	SK	YDS	YDS	LG	TD	PD	FF
2015	SAN JOSE STATE	13	12	80	42	38	1.0	4.0	0	0	–	0	1
2016	SAN JOSE STATE	12	10	99	50	49	6.5	38.0	1	16	–	0	2
2017	SAN JOSE STATE	13	13	173	94	79	2.0	16.0	0	0	–	0	3
<b>NCAA TOTALS</b>		<b>38</b>	<b>35</b>	<b>352</b>	<b>186</b>	<b>166</b>	<b>9.5</b>	<b>58.0</b>	<b>1</b>	<b>16</b>	<b>0</b>	<b>0</b>	<b>5</b>
													<b>6</b>

### ADDITIONAL STATS

**Defensive Touchdowns:** 1 in 2016.



## NFL CAREER

### TRANSACTIONS:

- 5th-round pick (178th overall) by Miami in the 2017 NFL draft.

### CAREER HIGHLIGHTS:

- Played in 15 career games with 5 starts.
- 40 tackles (26 solo), 1 pass defended and 1 forced fumble.
- His 40 tackles in 2017 were 3rd in the NFL among rookie defensive linemen that season:

2017 LEADING TACKLERS (ROOKIE DEFENSIVE LINEMEN)					
PLAYER	TEAM	TOT	SOLO	ASST	
1. Dalvin Tomlinson	N.Y. Giants	50	30	20	
2. Solomon Thomas	SF	41	34	7	
3. <b>DAVON GODCHAUX</b>	<b>MIAMI</b>	<b>40</b>	<b>26</b>	<b>14</b>	
4. Larry Ogunjobi	Cleveland	32	17	15	
5. Myles Garrett	Cleveland	31	19	12	

### 2017 (MIAMI):

- Played in 15 games with 5 starts.
- Inactive for 1 game.
- 40 tackles (26 solo), 1 forced fumble and 1 pass defended.
- His 40 tackles were 3rd in the NFL among rookie defensive linemen that season.

### AT L.A. CHARGERS (9/17): 2 tackles (1 solo).

- Made NFL debut.

### VS. TENNESSEE (10/8): 2 solo tackles and 1 forced fumble.

- Forced a RB DeMarco Murray fumble that was recovered by S Reshad Jones at the Tennessee 42-yard line in the 1st quarter.

### VS. OAKLAND (11/5): 5 tackles (4 solo) and 1 pass defended.

- Broke up a QB Derek Carr pass intended for RB Jalen Richard.

## BEFORE THE NFL

### COLLEGE (LSU):

- 3-year starter (2014-16).

**CAREER:** Played in 37 games with 34 starts; 145 tackles (51 solo), 12.5 sacks, 2 passes defended and 2 forced fumbles.

- Finished his career with 33 consecutive starts.

**JUNIOR (2016):** Started all 12 games; 62 tackles (24 solo), 6.5 sacks and 1 pass defended.

- His 6.5 sacks were 2nd on the team.

**SOPHOMORE (2015):** Started all 12 games; 41 tackles (12 solo), 6 sacks, 1 pass defended and 1 forced fumble.

- His 6 sacks were 2nd on the team.

**TRUE FRESHMAN (2014):** Played in all 13 games with 10 starts; 42 tackles (15 solo) and 1 forced fumble.

- Started the final 9 games of the season.

### HIGH SCHOOL (PLAQUEMINE HS – PLAQUEMINE, LA.)

**SENIOR (2013):** Had season cut short due to injury.

**JUNIOR (2012):** 60 tackles, 4.5 sacks.

- 1st-team all-state.

## OFF THE FIELD

### COMMUNITY:

- Hosted a youth football camp in his hometown in 2018.
- Hosted the 2018 ChauxDown Cook-off to help raise funds for childhood obesity.

### PERSONAL:

- His hometown of Plaquemine honored him in 2017 by making May 9th Davon Godchaux Day.
- **PRONUNCIATION:** Name is pronounced duh-VAHN GOD-chaw.
- **MAJOR:** Sports management.

DAVON GODCHAUX'S NFL REGULAR SEASON STATS														
YEAR	TEAM			TACKLES					INTERCEPTIONS					FUMBLES
		GP	GS	TOT	SOLO	ASST	SK	YDS	INT	YDS	LG	TD	PD	FF FR
2017	MIAMI	15	5	40	26	14	0.0	0.0	0	0	0	0	1	1 0
NFL TOTALS		15	5	40	26	14	0.0	0.0	0	0	0	0	1	1 0

SINGLE-GAME CAREER HIGHS

Tackles:

5

3 times, last: at New England, 11/26/17

Passes Defensed:

1

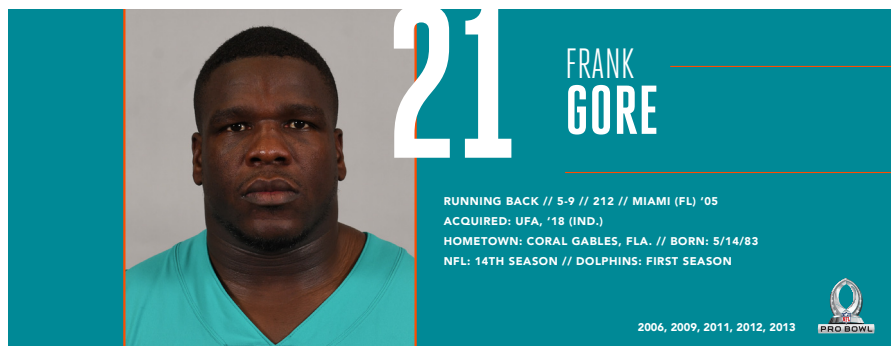
vs. Oakland, 11/5/17

Forced Fumbles:

1

vs. Tennessee, 10/8/17





## NFL CAREER

### TRANSACTIONS:

- Signed by Miami as an unrestricted free agent from Indianapolis on March 22, 2018.
- Signed by Indianapolis as an unrestricted free agent from San Francisco on March 10, 2015.
- 3rd-round pick (65th overall) by San Francisco in the 2005 NFL draft.

### CAREER HONORS:

- 2016 Art Rooney Sportsmanship Award (as voted on by NFL players).
- 2013 Pro Bowl selection.
- 2012 Pro Bowl selection.
- 2011 Pro Bowl selection.
- FedEx Ground NFL Player of the Week (at Detroit, 10/16/11).
- 2009 Pro Bowl selection.
- NFC Offensive Player of the Week (vs. Arizona, 12/14/09).
- NFC Offensive Player of the Week (vs. Seattle, 9/20/09).
- FedEx Ground NFL Player of the Week (vs. Seattle, 9/20/09).
- 2007 Garry Niver Award (voted on by the team's media and awarded for cooperation and professional style in helping the media do their jobs).
- NFC Offensive Player of the Week (at Arizona, 11/25/07).
- 2006 Pro Bowl selection.
- 2006 49ers Ed Block Courage Award.
- 2006 Bill Walsh Award co-recipient (voted on by the coaching staff as the team's MVP).
- NFC Offensive Player of the Week (vs. Seattle, 11/19/06).
- NFC Offensive Player of the Week (vs. Oakland, 10/8/06).

### CAREER HIGHLIGHTS:

- Played in 196 career games with 182 starts.
- 3,226 carries for 14,026 yards (4.3 avg.) and 77 TDs
- 443 receptions for 3,672 yards (8.3 avg.) and 17 TDs.
- His 14,026 career rushing yards are 5th in NFL history:

## NFL ALL-TIME LEADING RUSHERS

PLAYER	YEARS	ATT	YDS	AVG	TDs
1. Emmitt Smith	1990-2004	4,409	18,355	4.2	164
2. Walter Payton	1975-87	3,838	16,726	4.4	110
3. Barry Sanders	1989-98	3,062	15,269	5.0	99
4. Curtis Martin	1995-2005	3,518	14,101	4.0	90
5. <b>FRANK GORE</b>	<b>2005-17</b>	<b>3,226</b>	<b>14,026</b>	<b>4.4</b>	<b>77</b>

- His 3,226 career carries are 5th in NFL history:

## NFL ALL-TIME CARRIES LEADERS

PLAYER	YEARS	ATT	YDS	AVG	TDs
1. Emmitt Smith	1990-2004	4,409	18,355	4.2	164
2. Walter Payton	1975-87	3,838	16,726	4.4	110
3. Curtis Martin	1995-2005	3,518	14,101	4.0	90
4. Jerome Bettis	1993-2005	3,479	13,662	3.9	91
5. <b>FRANK GORE</b>	<b>2005-17</b>	<b>3,226</b>	<b>14,026</b>	<b>4.4</b>	<b>77</b>

- His 17,698 career total yards from scrimmage are 7th in NFL history:

## NFL ALL-TIME SCRIMMAGE YARDS LEADERS

PLAYER	YEARS	RUSH YDS	REC YDS	SCRIM YDS
1. Jerry Rice	1985-2004	645	22,895	23,540
2. Emmitt Smith	1990-2004	18,355	3,224	21,579
3. Walter Payton	1975-87	16,726	4,538	21,264
4. Marshall Faulk	1994-2005	12,279	6,875	19,154
5. L. Tomlinson	2001-11	13,684	4,772	18,456
6. Barry Sanders	1989-98	15,269	2,921	18,190
7. <b>FRANK GORE</b>	<b>2005-17</b>	<b>14,026</b>	<b>3,672</b>	<b>17,698</b>

- His 77 career rushing TDs are tied for 22nd in NFL history.
- His 112 consecutive games played are the most by an active NFL running back and 3rd-most by an active offensive skill position player (WR Eric Weems and TE Jason Witten):

## MOST CONSECUTIVE GAMES PLAYED (ACTIVE NFL RUNNING BACKS)

PLAYER	TEAM	CONS. GP
1. <b>FRANK GORE</b>	<b>SF/IND.</b>	<b>112</b>
2. Isaiah Crowell	Cleveland	64
3. Duke Johnson	Cleveland	48

- His 108 consecutive starts are the most by an active NFL running back and 2nd-most by an active offensive skill position player (TE Jason Witten):

### MOST CONSECUTIVE GAMES STARTED (ACTIVE NFL RUNNING BACKS)

PLAYER	TEAM	CONS. GS
1. <b>FRANK GORE</b>	<b>SF/IND.</b>	<b>108</b>
2. Isaiah Crowell	Cleveland	33
3. Jordan Howard	Chicago	29
4. LeSean McCoy	Buffalo	24

- Is the 1st running back to start 100+ consecutive games since RB Curtis Martin started 119 straight games from 1998-2005.
- His 196 career games played are 10th in NFL history among running backs:

### MOST NFL GAMES PLAYED (RUNNING BACKS)

PLAYER	YEARS	GP
1. Lorenzo Neal	1993-2008	239
2. Tony Richardson	1995-2010	234
3. Emmitt Smith	1990-2004	226
4. Brian Mitchell	1990-2003	223
5. Marcus Allen	1982-97	222
6. Earnest Byner	1984-97	211
7. Mack Strong	1994-2007	201
8. Mosi Tatupu	1978-91	199
9. Larry Centers	1990-2003	198
10. <b>FRANK GORE</b>	<b>2005-17</b>	<b>196</b>

- Has played in 196 of a possible 208 games since entering the NFL in 2005.
- His 2,953 rushing yards since 2015 ranks 5th in the NFL during that span:

### NFL LEADING RUSHERS (SINCE 2015)

PLAYER	TEAM(S)	ATT	YDS	AVG	TDs
1. LeSean McCoy	Buf.	724	3,300	4.6	22
2. Todd Gurley	STL/LAR	786	3,296	4.2	29
3. Le'Veon Bell	Pit.	695	3,115	4.5	19
4. Devonta Freeman	Atl.	688	3,000	4.4	29
5. <b>FRANK GORE</b>	<b>IND.</b>	<b>782</b>	<b>2,953</b>	<b>3.8</b>	<b>13</b>

- Has 43 career 100-yard rushing games.
- Has 343 career runs of 10+ yards, which is the 3rd-most in the NFL since records were kept beginning in 1994 (RB Emmitt Smith, 437; RB Barry Sanders, 363).
- Has 7 TDs of 50+ yards or more in his career.
- Is 1 of 6 players in NFL history to total 75+ career rushing TDs and 15+ career receiving TDs.
- Is the only running back in the NFL to rush for 900+ yards in each of the past 3 seasons (2015-17).
- Is 1 of just 5 NFL players to record 9+ seasons with 1,000+ rushing yards, joining Pro Football Hall of Famers Emmitt Smith (11), Curtis Martin (10), Walter Payton (10) and Barry Sanders (10).
- Has rushed for 500+ yards in all 13 of his NFL seasons, tying RB Emmitt Smith and RB Walter Payton for the longest streak in league history.
- Holds the NFL record with 12 straight seasons of 1,200+ yards from scrimmage.
- His 12 consecutive seasons of 1,000+ yards from scrimmage is just 1 shy of the NFL record held by RB Emmitt Smith (13).
- Holds several 49ers all-time rushing records:

### 49ERS ALL-TIME RUSHING LEADERS

PLAYER	YEARS	ATT	YDS	AVG	TDs
1. <b>FRANK GORE</b>	<b>2005-14</b>	<b>2,442</b>	<b>11,073</b>	<b>4.5</b>	<b>64</b>
2. Joe Perry	1950-63	1,475	7,344	5.0	50
3. Roger Craig	1983-90	1,686	7,064	4.2	50
4. Ken Willard	1965-73	1,582	5,930	3.8	45
5. Garrison Hearst	1997-2003	1,189	5,535	4.7	26

### 49ERS ALL-TIME CARRIES LEADERS

PLAYER	YEARS	ATT	YDS	AVG	TDs
1. <b>FRANK GORE</b>	<b>2005-14</b>	<b>2,442</b>	<b>11,073</b>	<b>4.5</b>	<b>64</b>
2. Roger Craig	1983-90	1,686	7,064	4.2	50
3. Ken Willard	1965-73	1,582	5,930	3.8	45
4. Joe Perry	1950-63	1,475	7,344	5.0	50
5. Garrison Hearst	1997-2003	1,189	5,535	4.7	26

### 49ERS ALL-TIME RUSHING TOUCHDOWN LEADERS

PLAYER	YEARS	ATT	YDS	AVG	TDs
1. <b>FRANK GORE</b>	<b>2005-14</b>	<b>2,442</b>	<b>11,073</b>	<b>4.5</b>	<b>64</b>
2. Joe Perry	1950-63	1,475	7,344	5.0	50
Roger Craig	1983-90	1,686	7,064	4.2	50
4. Ken Willard	1965-73	1,582	5,930	3.8	45
5. J.D. Smith	1956-64	1,007	4,370	4.3	37
Steve Young	1987-99	608	3,581	5.9	37

- His 13,956 yards from scrimmage during his tenure with San Francisco is 2nd in team history behind only Pro Football Hall of Fame WR Jerry Rice (19,872).
- His 7 seasons of 1,000+ rushing yards with the 49ers are the most in team history.
- His 83 total TDs (70 rushing, 12 receiving and 1 fumble return) with San Francisco are the 3rd-most in team history.
- His 342 receptions and 2,883 receiving yards in San Francisco are 2nd-most in franchise history by a running back:

### 49ERS ALL-TIME RECEIVING LEADERS (RUNNING BACKS)

PLAYER	YEARS	REC	YDS	AVG	TDs
1. Roger Craig	1983-90	508	4,442	8.7	16
2. <b>FRANK GORE</b>	<b>2005-14</b>	<b>342</b>	<b>2,883</b>	<b>8.4</b>	<b>11</b>
3. Hugh McElhenny	1952-60	195	2,666	13.7	15
4. Tom Rathman	1986-93	294	2,490	8.5	8
5. Ken Willard	1965-73	273	2,156	7.9	16

### 49ERS ALL-TIME RECEPTIONS LEADERS (RUNNING BACKS)

PLAYER	YEARS	REC	YDS	AVG	TDs
1. Roger Craig	1983-90	508	4,442	8.7	16
2. <b>FRANK GORE</b>	<b>2005-14</b>	<b>342</b>	<b>2,883</b>	<b>8.4</b>	<b>11</b>
3. Tom Rathman	1986-93	294	2,490	8.5	8
4. Ken Willard	1965-73	273	2,156	7.9	16
5. Earl Cooper	1980-85	213	1,908	9.0	12

- Has the most 100-yard rushing games (39) and 150-yard rushing games (7) in 49ers history.
- Has the most consecutive 100-yard rushing games (5) in San Francisco history.
- His 2,784 career offensive touches are the most in 49ers history:

### 49ERS ALL-TIME TOUCHES LEADERS

PLAYER	YEARS	ATT	REC	TCHS
1. <b>FRANK GORE</b>	<b>2005-14</b>	<b>2,442</b>	<b>342</b>	<b>2,784</b>
2. Roger Craig	1983-90	1,686	508	2,194
3. Ken Willard	1965-73	1,582	273	1,855
4. Joe Perry	1950-63	1,475	185	1,660
5. Jerry Rice	1985-2000	84	1,281	1,365

- Became 1st player in 49ers history to post 4 straight 1,000-yard seasons (2006-09 and 2011-14).
- His 36 carries on Dec. 10, 2017 at Buffalo were the most in a single game by an NFL player 34+ years of age.
- Rushed for 1,025 yards in 2016 and became 1 of just 4 NFL players and the first since RB John Riggins in 1984 to rush for 1,000+ yards at age 33-or-older.
- In 2014, he became the 29th player in NFL history to top 10,000 career rushing yards.
- Tied San Francisco's single-season rushing TDs record with 10 in 2009.
- His 78 points in 2009 were tied for 2nd in the NFC and tied for 8th in the NFL among non-kickers.
- Holds several 49ers single-season records after his record-breaking 2006 campaign:

49ERS SINGLE-SEASON RUSHING LEADERS					
PLAYER	YEAR	ATT	YDS	AVG	TDs
1. FRANK GORE	2006	312	1,695	5.4	8
2. Garrison Hearst	1998	310	1,570	5.1	7
3. Roger Craig	1988	310	1,502	4.9	9
4. Wendell Tyler	1984	246	1,262	5.1	7
5. Charlie Garner	1999	241	1,229	5.1	4

49ERS SINGLE-SEASON CARRIES LEADERS					
PLAYER	YEAR	ATT	YDS	AVG	TDs
1. FRANK GORE	2006	312	1,695	5.4	8
2. Roger Craig	1988	310	1,502	4.9	9
Garrison Hearst	1998	310	1,570	5.1	7
4. FRANK GORE	2011	282	1,211	4.3	8
5. FRANK GORE	2013	276	1,128	4.1	9

- His 212 rushing yards vs. Seattle on Nov. 19, 2006 is a 49ers single-game record:

49ERS SINGLE-GAME RUSHING LEADERS					
PLAYER	OPP	DATE	ATT	YDS	AVG
1. FRANK GORE	SEA.	11/19/06	24	212	8.8
2. FRANK GORE	SEA.	9/20/09	16	207	12.9
3. Charlie Garner	Dal.	9/24/00	36	201	5.6
4. Garrison Hearst	Det.	12/14/98	24	198	8.3
5. Delvin Williams	STL	10/31/76	34	194	5.7

## 2017 (INDIANAPOLIS):

- Started all 16 games.
- 261 carries for 961 yards (3.7 avg.) and 3 TDs; 29 receptions for 245 yards (8.4 avg.) and 1 TD.
- Extended his NFL record with 12 straight seasons of 1,200+ yards from scrimmage.
- Tied for 10th in the NFL with 49 carries that resulted in 1st downs.

**VS. ARIZONA (9/17):** 14 carries for 46 yards (3.3 avg.) and 1 TD;

- Scored on a 5-yard carry on the team's 1st offensive possession.
- The TD made him the 6th player in NFL history to total 75+ career rushing TDs and 15+ career receiving TDs.

**AT CINCINNATI (10/29):** 16 carries for 82 yards (5.1 avg.); 4 receptions for 19 yards (4.8 avg.).

- Became the 1st running back since Curtis Martin (1998-2005) to start 100+ straight games.

**AT BUFFALO (12/10):** 36 carries for 130 yards (3.6 avg.); 1 reception for 10 yards.

- His 36 carries set an NFL record for the most in a

single game by a player aged 34+.

- It was tied for the 3rd-most carries in a single game in Colts history.
- His 130 rushing yards were the most by a Colts running back since 2011 (RB Donald Brown).

## 2016 (INDIANAPOLIS):

- Started all 16 games.
- 263 carries for 1,025 yards (3.9 avg.) and 4 TDs; 38 receptions for 277 yards (7.3 avg.) and 4 TDs.
- Became the 1st running back aged 33+ to rush for 1,000 yards in a season since 1984 (RB John Riggins).
- Set an NFL record with his 11th consecutive season of 1,200+ scrimmage yards.
- Became the 5th player in NFL history to rush for 1,000+ yards in 9 different seasons.
- Was Indianapolis' 1st 1,000-yard rusher since 2007 (RB Joseph Addai) and the team's 8th different 1,000-yard rusher in team history.

**AT HOUSTON (10/16):** 22 carries for 106 yards (4.8 avg.); 1 reception for 2 yards.

- Registered the team's 1st 100-yard rushing performance in 55 regular-season games.

**AT GREEN BAY (11/6):** 19 carries for 60 yards (3.2 avg.) and 2 TDs; 2 receptions for 11 yards (5.5 avg.).

- Caught the 400th pass of his career and joined RBs Walter Payton, Emmitt Smith, Curtis Martin and LaDainian Tomlinson as the only NFL players with 12,500+ rushing yards and 400+ receptions.

**AT MINNESOTA (12/18):** 26 carries for 101 yards (3.9 avg.); 4 receptions for 14 yards (3.5 avg.).

- Became the 1st Colts running back since 2007 (RB Joseph Addai) to post 2 100-yard performances in the same season.

## HONORS:

- Art Rooney Sportsmanship Award winner (as voted on by NFL players).

## 2015 (INDIANAPOLIS):

- Started all 16 games.
- 260 carries for 967 yards (3.7 avg.) and 6 TDs; 34 receptions for 267 yards (7.9 avg.) and 1 TD.
- His 967 rushing yards were the most by a Colts running back since 2007 (RB Joseph Addai).

**AT TENNESSEE (9/27):** 14 carries for 86 yards (6.1 avg.) and 2 TDs; 1 reception for 8 yards.

- Scored his 1st Colts TD with a 1-yard run in the 1st quarter.
- Scored the game-winning TD on a 6-yard carry with 2:51 left in the game.

**AT HOUSTON (10/8):** 22 carries for 98 yards (4.5 avg.) and 1 TD.

- Rushed for a 3-yard TD in the 1st quarter.
- AT MIAMI (12/27):** 15 carries for 85 yards (5.7 avg.) and 2 TDs; 2 receptions for 10 yards (5.0 avg.).
- Scored on a 37-yard TD run in the 1st quarter.
- Added an 11-yard TD run in the 2nd quarter.

## 2014 (SAN FRANCISCO):

- Started all 16 games.
- 255 carries for 1,106 yards (4.3 avg.) and 4 TDs; 11 receptions for 111 yards (10.1 avg.) and 1 TD.
- Became the 29th player in NFL history to top

10,000 career rushing yards.

**AT DALLAS (9/7):** 16 carries for 66 yards (4.1 avg.).

- Surpassed 10,000 career rushing yards.

**VS. PHILADELPHIA (9/28):** 22 carries for 98 yards (4.5 avg.) and 1 TD; 1 reception for 55 yards and 1 TD.

- Scored on a 55-yard TD reception from QB Colin Kaepernick, marking the longest reception by a 49ers running back since 2010 (Brian Westbrook).

**VS. SAN DIEGO (12/20):** 26 carries for 158 yards (6.1 avg.) and 1 TD.

- Scored on a 52-yard TD run on the opening possession, which was his longest TD run since 2009.
- Became the 1st player in the NFL that season to score on both a 50-yard run and a 50-yard reception.
- Joined Kaepernick as the 1st 49ers teammates to each rush for 100 yards in the same game since 1977 (RB Wilbur Jackson and RB Delvin Williams).
- Joined Kaepernick as the 4th pair of teammates to rush for 150+ yards each in NFL history and 1st since 1976.

## 2013 (SAN FRANCISCO):

- Started all 16 games.
- 276 carries for 1,128 yards (4.1 avg.); 16 receptions for 141 yards (8.8 avg.).
- His 276 carries were 5th in 49ers history.

**VS. GREEN BAY (9/8):** 21 carries for 44 yards (2.1 avg.) and 1 TD; 2 receptions for 21 yards (10.5 avg.).

- Moved past RB Roger Craig (11,506 yards) and into 2nd place in 49ers history in career scrimmage yards.

**AT ST. LOUIS (9/26):** 20 carries for 153 yards (7.7 avg.) and 1 TD.

**AT JACKSONVILLE (10/27):** 19 carries for 71 yards (3.7 avg.) and 2 TDs; 1 reception for 6 yards.

- Joined QB Colin Kaepernick as the 1st 49ers quarterback and running back duo to rush for two TDs each in the same game since 1961 (QB Billy Kilmer and RB J.D. Smith).
- It was the 1st time in the NFL since 2003 (QB Doug Flutie and RB LaDainian Tomlinson) that a quarterback and running back tandem each rushed for 2+ TDs in the same game.

## POSTSEASON:

**NFC WILD CARD AT GREEN BAY (1/5):** 20 carries for 66 yards (3.3 avg.) and 1 TD; 1 reception for 11 yards.

- His 10-yard TD run in the 2nd quarter was the 5th postseason rushing score of his career.

**NFC DIVISIONAL AT CAROLINA (1/12):** 17 carries for 84 yards (4.9 avg.); 1 reception for 8 yards.

**NFC CHAMPIONSHIP AT SEATTLE (1/19):** 11 carries for 14 yards (1.3 avg.); 1 reception for 17 yards.

## PRO BOWL:

- Selected to the Pro Bowl for the 5th time in his career but did not participate because his team was deep in the playoffs.

## 2012 (SAN FRANCISCO):

- Started all 16 games.

- 258 carries for 1,214 yards (4.7 avg.) and 8 TDs; 28 receptions for 234 yards (8.4 avg.) and 1 TD.

- His 4.7 yards per carry average was 6th in the NFL.

- His 1,214 rushing yards were 5th in the NFC and 10th in the NFL.

- Led the NFL with 319 rushing yards and 4 rushing TDs in the postseason.

**AT GREEN BAY (9/9):** 16 carries for 112 yards (7.0 avg.) and 1 TD.

- His 23-yard TD run in the 4th quarter gave San Francisco a 2-score lead.

**VS. SEATTLE (10/18):** 16 carries for 131 yards (8.2 avg.).

**VS. MIAMI (12/9):** 12 carries for 63 yards (5.3 avg.) and 1 TD.

- Scored his 50th career rushing TD and 60th total TD.

## POSTSEASON:

**NFC DIVISIONAL VS. GREEN BAY (1/12):** 23 carries for 119 yards (5.2 avg.) and 1 TD; 2 receptions for 48 yards (24.0 avg.).

- Marked his 1st 100-yard postseason performance.

**NFC CHAMPIONSHIP AT ATLANTA (1/20):** 21 carries for 90 yards (4.3 avg.) and 2 TDs.

- Scored the game-winning TD on a 9-yard carry with 8:23 remaining.
- Marked his 1st multi-TD performance in the postseason.

**SUPER BOWL XLVII VS. BALTIMORE (2/3):** 19 carries for 110 yards (5.8 avg.) and 1 TD.

- His 110 rushing yards set a franchise Super Bowl record.
- Scored on a 6-yard TD run in the 3rd quarter, his 4th TD of the postseason.

## PRO BOWL:

- Selected to the Pro Bowl for the 4th time in his career but did not participate because his team was deep in the playoffs.

## 2011 (SAN FRANCISCO):

- Played in all 16 games with 15 starts.
- 282 carries for 1,211 yards (4.3 avg.) and 8 TDs; 17 receptions for 114 yards (6.7 avg.).
- Became San Francisco's all-time leading rusher.
- Rushed for 100 yards in 5 consecutive games from Oct. 12 to Nov. 6.
- His 282 carries were 4th-most in 49ers history.

**AT PHILADELPHIA (10/2):** 15 carries for 127 yards (8.5 avg.) and 1 TD; 2 receptions for 12 yards (6.0 avg.).

- Marked his 25th career 100-yard effort.
- Rushed for a 12-yard TD with 3:00 left to win the game.

**AT DETROIT (10/16):** 15 carries for 141 yards (9.4 avg.) and 1 TD; 2 receptions for 5 yards (2.5 avg.).

**VS. ST. LOUIS (12/4):** 21 carries for 73 yards (3.5 avg.).

- Broke the franchise's all-time record for most career rushing yards, surpassing FB Joe Perry (7,344).

## POSTSEASON:

**NFC DIVISIONAL VS. NEW ORLEANS (1/14):** 13 carries for 89 yards (6.8 avg.); 7 receptions for 38 yards (5.4 avg.).

- Made his 1st postseason appearance..
- NFC CHAMPIONSHIP VS. N.Y. GIANTS (1/22):** 16 carries for 74 yards (4.6 avg.); 6 receptions for 45 yards (7.5 avg.).

**PRO BOWL:**

- Selected to the Pro Bowl for the 3rd time in his career but did not participate because his team was in the playoffs.

**HONORS:**

- FedEx Ground NFL Player of the Week (at Detroit, 10/16).

**2010 (SAN FRANCISCO):**

- Started 11 games.
- Missed the rest of the season after being placed on injured reserve on Nov. 30.
- 203 carries for 853 yards (4.2 avg.) and 3 TDs; 46 carries for 452 yards (9.8 avg.) and 2 TDs.

**VS. NEW ORLEANS (9/20):** 20 carries for 112 yards (5.6 avg.) and 1 TD; 7 receptions for 56 yards (8.0 avg.) and 1 TD.

- Set a 49ers record with his 21st 100-yard game.
- Marked the 2nd time in his career he posted a rushing and receiving TD in the same game.

**AT KANSAS CITY (9/26):** 15 carries for 43 yards (2.9 avg.); 9 receptions for 102 yards (11.3 avg.).

- It was the 1st 100-yard receiving game of his career and the 1st by a 49ers running back since 2001 (RB Garrison Hearst).

**VS. OAKLAND (10/17):** 25 carries for 149 yards (6.0 avg.).

**2009 (SAN FRANCISCO):**

- Started 14 games.
- Inactive for 2 games.
- 229 carries for 1,120 yards (4.9 avg.) and 10 TDs; 52 receptions for 406 yards (7.8 avg.) and 3 TDs.
- Became 1st player in 49ers history to post 4 straight 1,000-yard seasons.
- Tied the team's single-season record with 10 rushing TDs.
- His 78 points were tied for 2nd in the NFC and tied for 8th in the NFL among non-kickers.
- His 1,120 rushing yards were 5th in the NFC and tied for 11th in the NFL.

**VS. SEATTLE (9/20):** 16 carries for 207 yards (12.9 avg.) and 2 TDs; 5 receptions for 39 yards (7.8 avg.).

- Scored on rushing TDs of 79 and 80 yards.
- Became the 2nd NFL player (RB Barry Sanders) to score on 2 runs of 75+ yards in the same game.
- It was just the 3rd 200-yard rushing performance in 49ers history.

**VS. JACKSONVILLE (11/29):** 16 carries for 33 yards (2.1 avg.); 7 receptions for 14 yards (2.0 avg.) and 1 TD.

- Scored a TD in his 5th straight game.
- Became the first 49ers player since 2001 (WR Terrell Owens) to record TDs in 5 consecutive contests.

**VS. ARIZONA (12/14):** 25 carries for 167 yards (6.7 avg.) and 1 TD; 2 receptions for 10 yards (5.0 avg.).

- Totaled 104 yards rushing in the 1st half.

**PRO BOWL:**

- Selected to the NFC Pro Bowl team for the 2nd time in his career.

**HONORS:**

- NFC Offensive Player of the Week (vs. Seattle, 9/20).
- FedEx Ground NFL Player of the Week (vs. Seattle, 9/20).
- NFC Offensive Player of the Week (vs. Arizona, 12/14).

**2008 (SAN FRANCISCO):**

- Started 14 games.
- Inactive for 2 games.
- 240 carries for 1,036 yards (4.3 avg.) and 6 TDs; 43 receptions for 373 yards (8.7 avg.) and 2 TDs.
- Became 1st player in 49ers history to record 3 consecutive 1,000-yard rushing seasons.

**VS. ARIZONA (9/7):** 14 carries for 96 yards (6.9 avg.) and 1 TD; 4 receptions for 55 yards (13.8 avg.).

**VS. DETROIT (9/21):** 27 carries for 130 yards (4.8 avg.) and 1 TD; 4 receptions for 32 yards (8.0 avg.).

**VS. ST. LOUIS (11/16):** 18 carries for 106 yards (5.9 avg.) and 2 TDs; 2 receptions for 8 yards (4.0 avg.).

- Scored 2 1st-half rushing TDs.
- Marked his 15th career 100-yard rushing game.

**2007 (SAN FRANCISCO):**

- Started 15 games.
- Inactive for 1 game.
- 260 carries for 1,102 yards (4.2 avg.) and 5 TDs; 53 receptions for 436 yards (8.2 avg.) and 1 TD.
- Finished 6th in the NFL with 1,533 combined yards (1,102 rushing and 436 receiving).

**AT ST. LOUIS (9/16):** 20 carries for 81 yards (4.1 avg.) and 2 TDs; 2 receptions for 4 yards (2.0 avg.).

- Scored on a 43-yard rush on a 4th-and-1 snap in the 3rd quarter.

**AT ARIZONA (11/25):** 21 carries for 116 yards (5.5 avg.) and 2 TDs; 11 receptions for 98 yards (8.9 avg.).

- His 11 receptions were 2nd-most in team history by a running back.

**VS. CINCINNATI (12/15):** 29 carries for 138 yards (4.8 avg.); 1 reception for 9 yards.

**HONORS:**

- Garry Niver Award (voted on by the team's media and awarded for cooperation and professional style in helping the media do their jobs).
- NFC Offensive Player of the Week (at Arizona, 11/25).

**2006 (SAN FRANCISCO):**

- Started 16 games.
- 312 carries for 1,695 yards (5.4 avg.) and 8 TDs; 61 receptions for 485 yards (8.0 avg.) and 1 TD.
- His 312 carries and 1,695 rushing yards were both franchise records.
- His 61 receptions led the team.
- Set a franchise record with 2,180 yards from scrimmage, which ranked 4th in the NFL and 2nd in the NFC that season.
- Was 3rd in the NFL and led the NFC with 1,695 rushing yards.
- Set a team record with 9 100-yard performances

during the season.

**VS. OAKLAND (10/8):** 27 carries for 134 yards (5.0 avg.); 3 receptions for 38 yards (12.7 avg.).

**AT DETROIT (11/12):** 22 carries for 159 yards (7.2 avg.) and 1 TD; 2 receptions for 14 yards (7.0 avg.).

- Set a franchise record with 148 rushing yards in the 1st half.

**VS. SEATTLE (11/19):** 24 carries for 212 yards (8.8 avg.); 4 receptions for 26 yards (6.5 avg.).

- Set a franchise record with 212 rushing yards in a game.
- It was the 2nd 200-yard rushing performance in team history and the 1st of his career.

#### PRO BOWL:

- Selected to start for the NFC team in his 1st career Pro Bowl.

#### HONORS:

- 49ers Ed Block Courage Award.
- Co-recipient of the Bill Walsh Award (voted on by the coaching staff as the team's MVP).
- NFC Offensive Player of the Week (vs. Seattle, 11/19).
- NFC Offensive Player of the Week (vs. Oakland, 10/8).

#### 2005 (SAN FRANCISCO):

- Played in 14 games with 1 start.
- Inactive for 2 games.
- 127 carries for 608 yards (4.8 avg.) and 3 TDs; 15 receptions for 131 yards (8.7 avg.).
- His 608 rushing yards led the team despite starting just 1 game.
- Became the 1st 49ers rookie to lead the team in rushing since 1990 (RB Dexter Carter) and the 608 rushing yards were the most by a 49ers rookie since 1983 (RB Roger Craig).

**AT WASHINGTON (10/23):** 9 carries for 89 yards (9.9 avg.) and 1 TD.

- Scored on a 72-yard carry in the 4th quarter for his 1st career TD.

**AT JACKSONVILLE (12/18):** 19 carries for 79 yards (4.2 avg.); 3 receptions for 57 yards (19.0 avg.).

- Made his 1st career start.

**VS. HOUSTON (1/1):** 25 carries for 108 yards (4.3 avg.); 2 receptions for 13 yards (6.5 avg.).

- It was his 1st career 100-yard rushing game.

## BEFORE THE NFL

### COLLEGE (MIAMI):

- 3-year letterman (2001-02; 2004) and 1-year starter.

**CAREER:** Played in 28 games with 16 starts; 348 carries for 1,975 yards (5.7 avg.) and 17 TDs; 23 receptions for 225 yards (9.8 avg.); 2 kickoff returns for 48 yards (24.0 avg.).

**JUNIOR (2004):** Played in all 12 games with 11 starts; 197 carries for 945 yards (4.8 avg.) and 8 TDs; 10 receptions for 106 yards (10.6 avg.).

- His 945 rushing yards were 4th in the ACC.
- Set career highs in rushing yards (945), carries (197) and TDs (8).

**REDSHIRT SOPHOMORE (2003):** Started 5 games; 89 carries for 468 yards (5.3 avg.) and 4 TDs; 12 receptions for 105 yards (8.8 avg.).

- Became the school's 1st running back to rush for 100+ yards in each of the team's 1st 3 games.

**SOPHOMORE (2002):** Missed the entire season due to injury and earned a medical redshirt.

**TRUE FRESHMAN (2001):** Played in 11 games; 62 carries for 562 yards (9.1 avg.) and 5 TDs; 1 reception for 14 yards; 2 kickoff returns for 48 yards (24.0 avg.).

- His 562 rushing yards were the 3rd-most by a freshman and 2nd-most by a true freshman in school history.
- Helped his team win the BCS National Championship.
- Freshman All-American.

### HIGH SCHOOL (CORAL GABLES HS – CORAL GABLES, FLA.)

**SENIOR (2000):** 2,953 rushing yards and 34 TDs.

- His 2,953 rushing yards and 34 TDs were both Miami-Dade county records.
- All-American.

**JUNIOR (1999):** 1,559 rushing yards and 28 TDs; 301 receiving yards and 4 TDs.

## OFF THE FIELD

### PERSONAL:

- Received a key to the City of Miami in 2018.
- Inducted into the University of Miami Sports Hall of Fame in 2018.
- **MAJOR:** Business management and organization.

## FRANK GORE'S NFL REGULAR SEASON STATS

YEAR	TEAM	GP	GS	RUSHING					TD	RECEIVING				
				ATT	YDS	AVG	LG			REC	YDS	AVG	LG	TD
2005	SAN FRANCISCO	14	1	127	608	4.8	72t	3		15	131	8.7	47	0
2006	SAN FRANCISCO	16	16	312	1695	5.4	72	8		61	485	8.0	39	1
2007	SAN FRANCISCO	15	15	260	1102	4.2	43t	5		53	436	8.2	23t	1
2008	SAN FRANCISCO	14	14	240	1036	4.3	41t	6		43	373	8.7	26	2
2009	SAN FRANCISCO	14	14	229	1120	4.9	80t	10		52	406	7.8	48	3
2010	SAN FRANCISCO	11	11	203	853	4.2	64	3		46	452	9.8	41	2
2011	SAN FRANCISCO	16	15	282	1211	4.3	55	8		17	114	6.7	13	0
2012	SAN FRANCISCO	16	16	258	1214	4.7	37	8		28	234	8.4	26	1
2013	SAN FRANCISCO	16	16	276	1128	4.1	51	9		16	141	8.8	29	0
2014	SAN FRANCISCO	16	16	255	1106	4.3	52t	4		11	111	10.1	55t	1
2015	INDIANAPOLIS	16	16	260	967	3.7	37t	6		34	267	7.9	34	1
2016	INDIANAPOLIS	16	16	263	1025	3.9	22	4		38	277	7.3	49	4
2017	INDIANAPOLIS	16	16	261	961	3.7	21	3		29	245	8.4	26	1
NFL TOTALS		196	182	3226	14026	4.3	80t	77		443	3672	8.3	55t	17



# FRANK GORE'S NFL PLAYOFF STATS

YEAR	TEAM	RUSHING						RECEIVING					
		GP	GS	ATT	YDS	AVG	LG	TD	REC	YDS	AVG	LG	TD
2011	SAN FRANCISCO	2	2	29	163	5.6	42	0	13	83	6.4	24	0
2012	SAN FRANCISCO	3	3	63	319	5.1	33	4	2	48	24.0	45	0
2013	SAN FRANCISCO	3	3	48	164	3.4	39t	1	3	36	12.0	17	0
PLAYOFF TOTALS		8	8	140	646	4.6	42	5	18	167	9.3	45	0

## ADDITIONAL STATS

Miscellaneous Tackles: (San Francisco) 1 in 2005, 2 in 2006, 3 in 2007, 2 in 2008, 2 in 2010, 1 in 2011, (Indianapolis) 2 in 2016 for total of 14.

## SINGLE-GAME CAREER HIGHS

Rushes:	36	at Buffalo, 12/10/17
Rushing Yards:	212	vs. Seattle, 11/19/06
Longest Rush:	80t	vs. Seattle, 9/20/09
Rushing TDs:	2	14 times, last: at Green Bay, 11/6/16
Receptions:	11	at Arizona, 11/25/07
Receiving Yards:	102	at Kansas City, 9/26/10
Longest Reception:	55t	vs. Philadelphia, 9/8/14
Receiving TDs:	1	17 times, last: at Baltimore, 12/23/17

## 100-YARD RUSHING GAMES (45)

DATE	OPPONENT	ATT	YDS	AVG	LG	TD
1/1/06	HOUSTON	25	108	4.3	28	0
9/17/06	ST. LOUIS	29	127	4.4	32t	1
10/8/06	OAKLAND	27	134	5.0	26	0
10/29/06	at Chicago	12	111	9.3	53	0
11/12/06	at Detroit	22	159	7.2	61t	1
11/19/06	SEATTLE	24	212	8.8	51	0
11/26/06	at St. Louis	21	134	6.4	18	1
12/10/06	GREEN BAY	18	130	7.2	72	1
12/14/06	at Seattle	29	144	5.0	40	0
12/31/06	at Denver	31	153	4.9	24	0
11/25/07	at Arizona	21	116	5.5	35t	2
12/15/07	CINCINNATI	29	138	4.8	20	0
9/21/08	DETROIT	27	130	4.8	33	1
10/12/08	PHILADELPHIA	19	101	5.3	25	1
11/16/08	ST. LOUIS	18	106	5.9	37	2
9/20/09	SEATTLE	16	207	12.9	80t	2
11/12/09	CHICAGO	25	104	4.2	25	1
12/14/09	ARIZONA	25	167	6.7	36	1
12/20/09	at Philadelphia	16	107	6.7	37	0
1/3/10	at St. Louis	23	107	4.7	34	2
9/20/10	NEW ORLEANS	20	112	5.6	20	1
10/17/10	OAKLAND	25	149	6.0	64	0
10/24/10	at Carolina	19	102	5.4	20	0
10/31/10	DENVER	29	118	4.1	21	1
10/2/11	at Philadelphia	15	127	8.5	40	1
10/9/11	TAMPA BAY	20	125	6.3	21	1
10/16/11	at Detroit	15	141	9.4	55	1
10/30/11	CLEVELAND	31	134	4.3	26	1
11/6/11	at Washington	19	107	5.6	27	0
9/9/12	at Green Bay	16	112	7.0	23t	1
10/7/12	BUFFALO	14	106	7.6	31	1
10/18/12	SEATTLE	16	131	8.2	37	0
9/26/13	at St. Louis	20	153	7.7	34t	1
10/13/13	ARIZONA	25	101	4.0	32	0
12/8/13	SEATTLE	17	110	6.5	51	0
1/12/13	GREEN BAY*	23	119	5.2	26	1
2/3/13	vs. Baltimore**	19	110	5.8	33	1
9/28/14	PHILADELPHIA	24	119	5.0	28	0
10/5/14	KANSAS CITY	18	107	5.9	14	0
12/20/14	SAN DIEGO	26	158	6.1	52t	1
12/28/14	ARIZONA	25	144	5.8	24	0
10/16/16	at Houston	22	106	4.8	22	0
12/18/16	at Minnesota	26	101	3.9	9	0
12/10/17	at Buffalo	36	130	3.6	10	0
12/31/17	HOUSTON	24	100	4.2	16	0

\* NFC Divisional game

\*\* Super Bowl XLVII

## 100-YARD RECEIVING GAMES (1)

DATE	OPPONENT	REC	YDS	AVG	LG	TD
9/26/10	at Kansas City	9	102	11.3	41	0

## 2005 GAME-BY-GAME STATS (SAN FRANCISCO)

DATE	OPPONENT	P/S	ATT	YDS	AVG	LG	TD
09/11	ST. LOUIS	1/0	4	17	4.3	9	0
09/18	at Philadelphia	1/0	4	15	3.8	6	0
09/25	DALLAS	1/0	7	42	6.0	9	0
10/02	at Arizona	1/0	2	4	2.0	4	0
10/09	INDIANAPOLIS	1/0	8	31	3.9	11	0
10/23	at Washington	1/0	9	89	9.9	72t	1
10/30	TAMPA BAY	1/0	10	40	4.0	9	0
11/06	N.Y. GIANTS	1/0	7	33	4.7	22	0
11/13	at Chicago	1/0	14	55	3.9	19	0
11/20	SEATTLE		INACTIVE				
11/27	at Tennessee		INACTIVE				
12/04	ARIZONA	1/0	6	22	3.7	9	0
12/11	at Seattle	1/0	2	5	2.5	4	0
12/18	at Jacksonville	1/1	19	79	4.2	18	0
12/24	at St. Louis	1/0	10	68	6.8	30t	2
01/01	HOUSTON	1/0	25	108	4.3	28	0
2005 TOTALS		14/1	127	608	4.8	72t	3

## 2006 GAME-BY-GAME STATS (SAN FRANCISCO)

DATE	OPPONENT	P/S	ATT	YDS	AVG	LG	TD
09/10	at Arizona	1/1	16	87	5.4	32	2
09/17	ST. LOUIS	1/1	29	127	4.4	32t	1
09/24	PHILADELPHIA	1/1	16	52	3.3	15	0
10/01	at Kansas City	1/1	14	65	4.6	14	0
10/08	OAKLAND	1/1	27	134	5.0	26	0
10/15	SAN DIEGO	1/1	10	55	5.5	22	0
10/29	at Chicago	1/1	12	111	9.3	53	0
11/05	MINNESOTA	1/1	19	41	2.2	11	0
11/12	at Detroit	1/1	22	159	7.2	61t	1
11/19	SEATTLE	1/1	24	212	8.8	51	0
11/26	at St. Louis	1/1	21	134	6.4	18	1
12/03	at New Orleans	1/1	13	40	3.1	12	0
12/10	GREEN BAY	1/1	18	130	7.2	72	1
12/14	at Seattle	1/1	29	144	5.0	40	0
12/24	ARIZONA	1/1	11	51	4.6	15	2
12/31	at Denver	1/1	31	153	4.9	24	0
2006 TOTALS		16/16	312	1695	5.4	72	8

## 2007 GAME-BY-GAME STATS (SAN FRANCISCO)

DATE	OPPONENT	P/S	ATT	YDS	AVG	LG	TD
09/10	ARIZONA	1/1	18	55	3.1	12	1
09/16	at St. Louis	1/1	20	81	4.1	43t	2
09/23	at Pittsburgh	1/1	14	39	2.8	11	0
09/30	SEATTLE	1/1	16	79	4.9	17	0
10/07	BALTIMORE	1/1	16	52	3.3	10	0
10/21	at N.Y. Giants	1/1	14	88	6.3	24	0
10/28	NEW ORLEANS	1/1	12	41	3.4	9	0
11/04	at Atlanta		INACTIVE				
11/12	at Seattle	1/1	13	72	5.5	16	0
11/18	ST. LOUIS	1/1	15	32	2.1	7	0
11/25	at Arizona	1/1	21	116	5.5	35t	2
12/02	at Carolina	1/1	12	58	4.8	11	0
12/09	MINNESOTA	1/1	16	68	4.3	15	0
12/15	CINCINNATI	1/1	29	138	4.8	20	0
12/23	TAMPA BAY	1/1	21	89	4.2	20	0
12/30	at Cleveland	1/1	23	94	4.1	16	0
2007 TOTALS		15/15	260	1102	4.2	43t	5



## 2008 GAME-BY-GAME STATS (SAN FRANCISCO)

DATE	OPPONENT	P/S	ATT	YDS	AVG	LG	TD
09/07	ARIZONA	1/1	14	96	6.9	41t	1
09/14	at Seattle	1/1	19	61	3.2	23	1
09/21	DETROIT	1/1	27	130	4.8	33	1
09/28	at New Orleans	1/1	16	82	5.1	11	0
10/05	NEW ENGLAND	1/1	12	54	4.5	16	0
10/12	PHILADELPHIA	1/1	19	101	5.3	25	1
10/19	at N.Y. Giants	1/1	11	11	1.0	5	0
10/26	SEATTLE	1/1	18	94	5.2	29	0
11/10	at Arizona	1/1	23	99	4.3	20	0
11/16	ST. LOUIS	1/1	18	106	5.9	37	2
11/23	at Dallas	1/1	14	26	1.9	7	0
11/30	at Buffalo	1/1	24	66	2.8	12	0
12/07	N.Y. JETS	1/1	14	52	3.7	12	0
12/14	at Miami		INACTIVE				
12/21	at St. Louis		INACTIVE				
12/28	WASHINGTON	1/1	11	58	5.3	11	0
<b>2008 TOTALS</b>		<b>14/14</b>	<b>240</b>	<b>1036</b>	<b>4.3</b>	<b>41t</b>	<b>6</b>

## 2009 GAME-BY-GAME STATS (SAN FRANCISCO)

DATE	OPPONENT	P/S	ATT	YDS	AVG	LG	TD
09/13	at Arizona	1/1	22	30	1.4	6t	1
09/20	SEATTLE	1/1	16	207	12.9	80t	2
09/27	at Minnesota	1/1	1	4	4.0	4	0
10/04	ST. LOUIS		INACTIVE				
10/11	ATLANTA		INACTIVE				
10/25	at Houston	1/1	13	32	2.5	9	0
11/01	at Indianapolis	1/1	13	91	7.0	64t	1
11/08	TENNESSEE	1/1	15	83	5.5	13	1
11/12	CHICAGO	1/1	25	104	4.2	25	1
11/22	at Green Bay	1/1	7	59	8.4	42	0
11/29	JACKSONVILLE	1/1	16	33	2.1	6	0
12/06	at Seattle	1/1	9	25	2.8	6	0
12/14	ARIZONA	1/1	25	167	6.7	36	1
12/20	at Philadelphia	1/1	16	107	6.7	37	0
12/27	DETROIT	1/1	28	71	2.5	15	1
01/03	at St. Louis	1/1	23	107	4.7	34	2
<b>2009 TOTALS</b>		<b>14/14</b>	<b>229</b>	<b>1120</b>	<b>4.9</b>	<b>80t</b>	<b>10</b>

## 2010 GAME-BY-GAME STATS (SAN FRANCISCO)

DATE	OPPONENT	P/S	ATT	YDS	AVG	LG	TD
09/12	at Seattle	1/1	17	38	2.2	10	0
09/20	NEW ORLEANS	1/1	20	112	5.6	20	1
09/26	at Kansas City	1/1	15	43	2.9	6	0
10/03	at Atlanta	1/1	21	77	3.7	13	0
10/10	PHILADELPHIA	1/1	18	52	2.9	16	0
10/17	OAKLAND	1/1	25	149	6.0	64	0
10/24	at Carolina	1/1	19	102	5.4	20	0
10/31	DENVER	1/1	29	118	4.1	21	1
11/14	ST. LOUIS	1/1	22	87	4.0	23	1
11/21	TAMPA BAY	1/1	12	23	1.9	6	0
11/29	at Arizona	1/1	5	52	10.4	25	0
12/05	at Green Bay		INJURED RESERVE				
12/12	SEATTLE		INJURED RESERVE				
12/16	at San Diego		INJURED RESERVE				
12/26	at St. Louis		INJURED RESERVE				
01/02	ARIZONA		INJURED RESERVE				
<b>2010 TOTALS</b>		<b>11/11</b>	<b>203</b>	<b>853</b>	<b>4.2</b>	<b>64</b>	<b>3</b>

## 2011 GAME-BY-GAME STATS (SAN FRANCISCO)

DATE	OPPONENT	P/S	ATT	YDS	AVG	LG	TD
09/11	SEATTLE	1/1	22	59	2.7	16	0
09/18	DALLAS	1/1	20	47	2.4	9	1
09/25	at Cincinnati	1/1	17	42	2.5	12	0
10/02	at Philadelphia	1/0	15	127	8.5	40	1
10/09	TAMPA BAY	1/1	20	125	6.3	21	1
10/16	at Detroit	1/1	15	141	9.4	55	1
10/30	CLEVELAND	1/1	31	134	4.3	26	1
11/06	at Washington	1/1	19	107	5.6	27	0
11/13	N.Y. GIANTS	1/1	6	0	0.0	3	0
11/20	ARIZONA	1/1	24	88	3.7	14	0
11/24	at Baltimore	1/1	14	39	2.8	9	0
12/04	ST. LOUIS	1/1	21	73	3.5	20	0
12/11	at Arizona	1/1	10	72	7.2	37t	1
12/19	PITTSBURGH	1/1	18	65	3.6	13	1
12/24	at Seattle	1/1	23	83	3.6	14	1
01/01	at St. Louis	1/1	7	9	1.3	3	0
<b>2011 TOTALS</b>		<b>16/15</b>	<b>282</b>	<b>1211</b>	<b>4.3</b>	<b>55</b>	<b>8</b>

DATE	OPPONENT	P/S	ATT	YDS	AVG	LG	TD
01/14	NEW ORLEANS*	1/1	13	89	6.8	42	0
01/22	N.Y. GIANTS**	1/1	16	74	4.6	11	0
<b>PLAYOFF TOTALS</b>		<b>2/2</b>	<b>29</b>	<b>163</b>	<b>5.6</b>	<b>42</b>	<b>0</b>

\* NFC Divisional game

\*\* NFC Championship

## 2012 GAME-BY-GAME STATS (SAN FRANCISCO)

DATE	OPPONENT	P/S	ATT	YDS	AVG	LG	TD
09/09	at Green Bay	1/1	16	112	7.0	23t	1
09/16	DETROIT	1/1	17	89	5.2	16	1
09/23	at Minnesota	1/1	12	63	5.3	11	0
09/30	at N.Y. Jets	1/1	20	64	3.2	11	1
10/07	BUFFALO	1/1	14	106	7.6	31	1
10/14	N.Y. GIANTS	1/1	8	36	4.5	13	0
10/18	SEATTLE	1/1	16	131	8.2	37	0
10/29	at Arizona	1/1	16	55	3.4	17	0
11/11	ST. LOUIS	1/1	21	97	4.6	20t	1
11/19	CHICAGO	1/1	17	78	4.6	14	0
11/25	at New Orleans	1/1	19	83	4.4	14	0
12/02	at St. Louis	1/1	23	58	2.5	23	1
12/09	MIAMI	1/1	12	63	5.3	19	1
12/16	at New England	1/1	21	83	4.0	15	0
12/23	at Seattle	1/1	6	28	4.7	18	0
12/30	ARIZONA	1/1	20	68	3.4	9	1
<b>2012 TOTALS</b>		<b>16/16</b>	<b>258</b>	<b>1214</b>	<b>4.7</b>	<b>37</b>	<b>8</b>

DATE	OPPONENT	P/S	ATT	YDS	AVG	LG	TD
01/12	GREEN BAY*	1/1	23	119	5.2	26	1
01/20	at Atlanta**	1/1	21	90	4.3	11	2
02/03	BALTIMORE***	1/1	19	110	5.8	33	1
<b>PLAYOFF TOTALS</b>		<b>3/3</b>	<b>63</b>	<b>319</b>	<b>5.1</b>	<b>33</b>	<b>4</b>

\* NFC Divisional game

\*\* NFC Championship

\*\*\* Super Bowl XLVII

## 2013 GAME-BY-GAME STATS (SAN FRANCISCO)

DATE	OPPONENT	P/S	ATT	YDS	AVG	LG	TD
09/08	GREEN BAY	1/1	21	44	2.1	8	1
09/15	at Seattle	1/1	9	16	1.8	5	0
09/22	INDIANAPOLIS	1/1	11	82	7.5	22	0
09/26	at St. Louis	1/1	20	153	7.7	34t	1
10/06	HOUSTON	1/1	17	81	4.8	26	1
10/13	ARIZONA	1/1	25	101	4.0	32	0
10/20	at Tennessee	1/1	24	70	2.9	7	2
10/27	at Jacksonville	1/1	19	71	3.7	19t	2
11/10	CAROLINA	1/1	16	82	5.1	17	0
11/17	at New Orleans	1/1	13	48	3.7	24	0
11/25	at Washington	1/1	13	31	2.4	8	0
12/01	ST. LOUIS	1/1	15	42	2.8	10	1
12/08	SEATTLE	1/1	17	110	6.5	51	0
12/15	at Tampa Bay	1/1	22	86	3.9	13	0
12/23	ATLANTA	1/1	21	97	4.6	17	1
12/29	at Arizona	1/1	13	14	1.1	8	0
<b>2013 TOTALS</b>			<b>16/16</b>	<b>276</b>	<b>1128</b>	<b>4.1</b>	<b>51</b> <b>9</b>

DATE	OPPONENT	P/S	ATT	YDS	AVG	LG	TD
01/05	at Green Bay*	1/1	20	66	3.3	10t	1
01/12	at Carolina**	1/1	17	84	4.9	39	0
01/19	at Seattle***	1/1	11	14	1.3	9	0
<b>PLAYOFF TOTALS</b>			<b>3/3</b>	<b>48</b>	<b>164</b>	<b>3.4</b>	<b>39</b> <b>1</b>

\* NFC Wild Card game

\*\* NFC Divisional game

\*\*\* NFC Championship

## 2014 GAME-BY-GAME STATS (SAN FRANCISCO)

DATE	OPPONENT	P/S	ATT	YDS	AVG	LG	TD
09/07	at Dallas	1/1	16	66	4.1	20	0
09/14	CHICAGO	1/1	13	63	4.8	19	1
09/21	at Arizona	1/1	6	10	1.7	4	0
09/28	PHILADELPHIA	1/1	24	119	5.0	28	0
10/05	KANSAS CITY	1/1	18	107	5.9	14	0
10/13	at St. Louis	1/1	16	38	2.4	9	0
10/19	at Denver	1/1	9	20	2.2	7	0
11/02	ST. LOUIS	1/1	14	49	3.5	11	0
11/09	at New Orleans	1/1	23	81	3.5	11	1
11/16	at N.Y. Giants	1/1	19	95	5.0	17	0
11/23	WASHINGTON	1/1	13	36	2.8	8	0
11/27	SEATTLE	1/1	10	28	2.8	7	0
12/07	at Oakland	1/1	12	63	5.3	11	0
12/14	at Seattle	1/1	11	29	2.6	15	1
12/20	SAN DIEGO	1/1	26	158	6.1	52t	1
12/28	ARIZONA	1/1	25	144	5.8	24	0
<b>2014 TOTALS</b>			<b>16/16</b>	<b>255</b>	<b>1106</b>	<b>4.3</b>	<b>52t</b> <b>4</b>

## 2015 GAME-BY-GAME STATS (INDIANAPOLIS)

DATE	OPPONENT	P/S	ATT	YDS	AVG	LG	TD
09/13	at Buffalo	1/1	8	31	3.9	9	0
09/21	N.Y. JETS	1/1	15	57	3.8	18	0
09/27	at Tennessee	1/1	14	86	6.1	25	2
10/04	JACKSONVILLE	1/1	17	53	3.1	22	0
10/08	at Houston	1/1	22	98	4.5	20	1
10/18	NEW ENGLAND	1/1	13	78	6.0	23	0
10/25	NEW ORLEANS	1/1	9	43	4.8	14	0
11/02	at Carolina	1/1	22	70	3.2	10	0
11/08	DENVER	1/1	28	83	3.0	17	1
11/22	at Atlanta	1/1	14	34	2.4	9	0
11/29	TAMPA BAY	1/1	19	24	1.3	5	0
12/06	at Pittsburgh	1/1	13	45	3.5	12	0
12/13	at Jacksonville	1/1	16	60	3.8	14	0
12/20	HOUSTON	1/1	16	44	2.8	12	0
12/27	at Miami	1/1	15	85	5.7	37t	2
01/03	TENNESSEE	1/1	19	76	4.0	15	0
<b>2015 TOTALS</b>			<b>16/16</b>	<b>260</b>	<b>967</b>	<b>3.7</b>	<b>37t</b> <b>6</b>

## 2016 GAME-BY-GAME STATS (INDIANAPOLIS)

DATE	OPPONENT	P/S	ATT	YDS	AVG	LG	TD
09/11	DETROIT	1/1	14	59	4.2	9	0
09/18	at Denver	1/1	13	44	3.4	8	0
09/25	SAN DIEGO	1/1	21	82	3.9	19	1
10/02	at Jacksonville	1/1	16	68	4.3	17	1
10/09	CHICAGO	1/1	14	75	5.4	16	0
10/16	at Houston	1/1	22	106	4.8	22	0
10/23	at Tennessee	1/1	17	61	3.6	10	0
10/30	KANSAS CITY	1/1	9	37	4.1	11	0
11/06	at Green Bay	1/1	19	60	3.2	11	2
11/20	TENNESSEE	1/1	18	50	2.8	8	0
11/24	PITTSBURGH	1/1	15	28	1.9	7	0
12/05	at N.Y. Jets	1/1	20	79	4.0	19	0
12/11	HOUSTON	1/1	10	41	4.1	13	0
12/18	at Minnesota	1/1	26	101	3.9	9	0
12/24	at Oakland	1/1	13	72	5.5	13	0
01/01	JACKSONVILLE	1/1	16	62	3.9	18	0
<b>2016 TOTALS</b>			<b>16/16</b>	<b>263</b>	<b>1025</b>	<b>3.9</b>	<b>22</b> <b>4</b>

## 2017 GAME-BY-GAME STATS (INDIANAPOLIS)

DATE	OPPONENT	P/S	ATT	YDS	AVG	LG	TD
09/10	at L.A. Rams	1/1	10	42	4.2	16	0
09/17	ARIZONA	1/1	14	46	3.3	13	1
09/24	CLEVELAND	1/1	25	57	2.3	21	1
10/01	at Seattle	1/1	12	46	3.8	14	0
10/08	SAN FRANCISCO	1/1	14	48	3.4	16	0
10/16	at Tennessee	1/1	10	49	4.9	12	0
10/22	JACKSONVILLE	1/1	9	34	3.8	7	0
10/29	at Cincinnati	1/1	16	82	5.1	15	0
11/05	at Houston	1/1	17	51	3.0	16	0
11/12	PITTSBURGH	1/1	17	54	3.2	9	0
11/26	TENNESSEE	1/1	17	62	3.6	14t	1
12/03	at Jacksonville	1/1	13	61	4.7	16	0
12/10	at Buffalo	1/1	36	130	3.6	10	0
12/14	DENVER	1/1	10	31	3.1	9	0
12/23	at Baltimore	1/1	17	68	4.0	12	0
12/31	HOUSTON	1/1	24	100	4.2	16	0
<b>2017 TOTALS</b>			<b>16/16</b>	<b>261</b>	<b>961</b>	<b>3.7</b>	<b>21</b> <b>3</b>



## NFL CAREER

### TRANSACTIONS:

- 6th-round pick (186th overall) by Miami in the 2016 NFL draft.

### CAREER HIGHLIGHTS:

- Played in 32 career games.
- 13 receptions for 203 yards (15.6 avg.) and 2 TDs.
- 40 kickoff returns for 918 yards (23.0 avg.).
- 45 punt returns for 355 yards (7.9 avg.) and 1 TD.
- Joined RB Kenyan Drake in 2016 as the 2nd pair of Dolphins rookies to have a kickoff and punt return for a TD in the same season. It was just the 4th time in NFL history two different rookies on the same team combined for a kickoff and punt return for TD in the same season.

### 2017 (MIAMI):

- Played in all 16 games.
- 13 receptions for 203 yards (15.6 avg.) and 2 TDs; 3 carries for 12 yards (4.0 avg.); 25 punt returns for 190 yards (7.6 avg.); 21 kickoff returns for 479 yards (22.8 avg.); 1 assisted special teams tackle.

### AT N.Y. JETS (9/24): 1 reception for 12 yards.

- Reeled in his first NFL reception.

### VS. NEW ENGLAND (12/11): 2 receptions for 42 yards (21.0 avg.) and 1 TD.

- Hauled in a 25-yard TD pass from QB Jay Cutler to give Miami a 20-10 lead.
- It was his first NFL TD reception.

### AT KANSAS CITY (12/24): 4 receptions for 107 yards (26.8 avg.) and 1 TD.

- Scored on a 65-yard TD reception in the 2nd quarter from QB Jay Cutler.
- Totaled 101 receiving yards in the 1st half.
- It was the 1st 100-yard game of his career.

### 2016 (MIAMI):

- Played in all 16 games.
- 20 punt returns for 165 yards (8.3 avg.) and 1 TD; 19 kickoff returns for 439 yards (23.1 avg.); 1 carry for 1 yard; 1 solo special teams tackle.
- Joined RB Kenyan Drake as the 2nd pair of Dolphins rookies to have a kickoff and punt return for a TD in the same season. It was just the 4th time in NFL history two different rookies on the same team combined for a kickoff and punt return for TD in the same season.

**AT SEATTLE (9/11):** 3 punt returns for 16 yards (5.3 avg.); 2 kickoff returns for 67 yards (33.5 avg.).

- Made his NFL debut.

**VS. TENNESSEE (10/9):** 1 punt return for 74 yards and 1 TD; 2 kickoff returns for 47 yards (23.5 avg.).

- His 74-yard TD was the 7th-longest punt return in team history and 3rd-longest by a rookie.

### POSTSEASON:

**AFC WILD CARD AT PITTSBURGH (1/8):** 1 kickoff return for 18 yards.

## BEFORE THE NFL

### COLLEGE (TEXAS TECH):

- 4-year letterman (2012-15) and 3-year starter.

**CAREER:** Played in 50 games with 32 starts; 255 receptions for 3,289 yards (12.9 avg.) and 27 TDs; 33 carries for 199 yards (6.0 avg.) and 2 TDs; 87 kickoff returns for 2,169 yards (24.9 avg.) and 4 TDs.

- Left as the school's all-time leading receiver with 3,289 yards.

**SENIOR (2015):** Played in all 13 games with 10 starts; 90 receptions for 1,268 yards (14.1 avg.) and 10 TDs; 8 carries for 68 yards (8.5 avg.) and 2 TDs; 36 kickoff returns for 1,017 yards (26.1 avg.) and 2 TDs.

- His 181.0 all-purpose yards per game was 4th nationally, led the Big 12 and was a single-season school record.
- His 1,017 kickoff return yards were 4th nationally and led the Big 12.
- His 2 kickoff return TDs were 5th nationally and tied for the most in the Big 12.
- His 6.9 receptions per game were 2nd in the Big 12 and his 1,268 receiving yards were 4th.
- All-American as a kickoff returner/all-purpose player.
- 1st-team All-Big 12.

**JUNIOR (2014):** Played in all 12 games with 11 starts; 67 receptions for 938 yards (14.0 avg.) and 7 TDs; 5 carries for 35 yards (7.0 avg.); 23 kickoff returns for 515 yards (22.4 avg.).

- Led the team with 67 receptions and 938 receiving yards.
- Was the only Big 12 player with at least 900 receiving and 500 kickoff return yards.
- His 67 receptions were 4th in the Big 12.
- Honorable mention All-Big 12.

**SOPHOMORE (2013):** Played in 12 games with 8

starts; 65 receptions for 796 yards (12.2 avg.) and 7 TDs; 12 carries for 77 yards (6.4 avg.); 19 kickoff returns for 400 yards (21.1 avg.).

- His 65 receptions were 5th in the Big 12 and his 796 receiving yards were 6th.
- Honorable mention All-Big 12.

**REDSHIRT FRESHMAN (2012):** Played in all 13 games with 3 starts; 33 receptions for 287 yards (9.7 avg.) and 3 TDs; 8 carries for 19 yards (2.4 avg.); 6 kickoff returns for 237 yards (39.5 avg.) and 2 TDs.

- All-Big 12 Freshman Team.
- Redshirted in 2011.

## HIGH SCHOOL (MESQUITE HS – MESQUITE, TEXAS)

- Also earned all-state honors in track and field.

**SENIOR (2010):** 79 receptions for 1,306 yards (16.5 avg.) and 13 TDs; 66 carries for 516 yards (7.8 avg.) and 9 TDs.

- All-state.
- All-area.

## OFF THE FIELD

### PERSONAL:

- **MAJOR:** Exercise and sport sciences.

## JAKEEM GRANT'S NFL REGULAR SEASON STATS

YEAR	TEAM			RECEIVING					RUSHING				
		GP	GS	REC	YDS	AVG	LG	TD	ATT	YDS	AVG	LG	TD
2016	MIAMI	16	0	0	0	0.0	0	0	1	1	1.0	1	0
2017	MIAMI	16	0	13	203	15.6	65t	2	3	12	4.0	7	0
NFL TOTALS		32	0	13	203	15.6	65t	2	4	13	3.3	7	0

## JAKEEM GRANT'S NFL REGULAR SEASON RETURNING STATS

		KICKOFF RETURN					PUNT RETURN					
YEAR	TEAM	KR	YDS	AVG	LG	TD	PR	FC	YDS	AVG	LG	TD
2016	MIAMI	19	439	23.1	45	0	20	3	165	8.3	74t	1
2017	MIAMI	21	479	22.8	31	0	25	11	190	7.6	27	0
NFL TOTALS		40	918	23.0	45	0	45	14	355	7.9	74t	1

## JAKEEM GRANT'S NFL PLAYOFF STATS

YEAR	TEAM			RECEIVING					RUSHING				
		GP	GS	REC	YDS	AVG	LG	TD	ATT	YDS	AVG	LG	TD
2016	MIAMI	1	0	0	0	0.0	0	0	0	0	0.0	0	0
PLAYOFF TOTALS		1	0	0	0	0.0	0	0	0	0	0.0	0	0

## JAKEEM GRANT'S NFL PLAYOFF RETURNING STATS

		KICKOFF RETURN					PUNT RETURN					
YEAR	TEAM	KR	YDS	AVG	LG	TD	PR	FC	YDS	AVG	LG	TD
2016	MIAMI	1	18	18.0	18	0	0	0	0	0.0	-	0
NFL TOTALS		1	18	18.0	18	0	0	0	0	0.0	-	0

## ADDITIONAL STATS

**Special Teams Tackles:** 1 in 2016, 1 in 2017 for total of 2.

**Special Teams Fumble Recoveries:** 3 in 2016 and 2 in 2017 for total of 5.

## SINGLE-GAME CAREER HIGHS

**Receptions:** 4 at Kansas City, 12/24/17  
**Receiving Yards:** 107 at Kansas City, 12/24/17  
**Longest Reception:** 65t at Kansas City, 12/24/17  
**Receiving TDs:** 1 twice, last: at Kansas City, 12/24/17  
**Punt Returns:** 4 vs. Denver, 12/3/17  
**Punt Return Yards:** 74 vs. Tennessee, 10/9/16  
**Longest Punt Return:** 74t vs. Tennessee, 10/9/16  
**Punt Return TDs:** 1 vs. Tennessee, 10/9/16  
**Kickoff Returns:** 4 at New England, 11/26/17  
**Kickoff Return Yards:** 97 at New England, 11/26/17  
**Longest Kickoff Return:** 45 at Seattle, 9/11/16

## 2016 GAME-BY-GAME STATS (MIAMI)

DATE	OPPONENT	P/S	REC	YDS	AVG	LG	TD
09/11	at Seattle	1/0	0	0	0.0	-	0
09/18	at New England	1/0	0	0	0.0	-	0
09/25	CLEVELAND	1/0	0	0	0.0	-	0
09/29	at Cincinnati	1/0	0	0	0.0	-	0
10/09	TENNESSEE	1/0	0	0	0.0	-	0
10/16	PITTSBURGH	1/0	0	0	0.0	-	0
10/23	BUFFALO	1/0	0	0	0.0	-	0
11/06	N.Y. JETS	1/0	0	0	0.0	-	0
11/13	at San Diego	1/0	0	0	0.0	-	0
11/20	at L.A. Rams	1/0	0	0	0.0	-	0
11/27	SAN FRANCISCO	1/0	0	0	0.0	-	0
12/04	at Baltimore	1/0	0	0	0.0	-	0
12/11	ARIZONA	1/0	0	0	0.0	-	0
12/17	at N.Y. Jets	1/0	0	0	0.0	-	0
12/24	at Buffalo	1/0	0	0	0.0	-	0
01/01	NEW ENGLAND	1/0	0	0	0.0	-	0
2016 TOTALS		16/0	0	0	0.0	-	0

DATE	OPPONENT	P/S	REC	YDS	AVG	LG	TD
01/08	at Pittsburgh*	1/0	0	0	0.0	-	0

\* AFC Wild Card game

## 100-YARD RECEIVING GAMES (1)

DATE	OPPONENT	REC	YDS	AVG	LG	TD
12/24/17	at Kansas City	4	107	26.8	65t	1

2017 GAME-BY-GAME STATS (MIAMI)

DATE	OPPONENT	P/S	REC	YDS	AVG	LG	TD
09/17	at L.A. Chargers	1/0	0	0	0.0	-	0
09/24	at N.Y. Jets	1/0	1	12	12.0	12	0
10/01	NEW ORLEANS	1/0	0	0	0.0	-	0
10/08	TENNESSEE	1/0	1	-1	-1.0	-1	0
10/15	at Atlanta	1/0	1	4	4.0	4	0
10/22	N.Y. JETS	1/0	0	0	0.0	-	0
10/26	at Baltimore	1/0	0	0	0.0	-	0
11/05	OAKLAND	1/0	0	0	0.0	-	0
11/13	at Carolina	1/0	0	0	0.0	-	0
11/19	TAMPA BAY	1/0	0	0	0.0	-	0
11/26	at New England	1/0	0	0	0.0	-	0
12/03	DENVER	1/0	0	0	0.0	-	0
12/11	NEW ENGLAND	1/0	2	42	21.0	25t	1
12/17	at Buffalo	1/0	1	13	13.0	13	0
12/24	at Kansas City	1/0	4	107	26.8	65t	1
12/31	BUFFALO	1/0	3	26	8.7	13	0
2017 TOTALS		16/0	13	203	15.6	65t	2



49

LUCAS  
GRAVELLE

LONG SNAPPER // 6-0 // 239 // TCU '18

ACQUIRED: FA, '18

HOMETOWN: NIAGARA FALLS, N.Y. // BORN: 7/28/95

NFL: ROOKIE SEASON // DOLPHINS: ROOKIE SEASON

BEFORE THE NFL

COLLEGE (TCU):

- 1-year letterman (2017).
- Transferred from Washington State following his junior season (2016).
- Transferred from Erie Community College following his redshirt freshman season (2014).

CAREER (AT TCU): Played in all 14 games; 3 special teams tackles.

SENIOR (2017 AT TCU): Played in all 14 games; 3 special teams tackles.

JUNIOR (2016 AT WASHINGTON STATE): Played in all 13 games; 1 special teams tackle.

SOPHOMORE (2015 AT WASHINGTON STATE): Played in all 13 games.

TRUE FRESHMAN (2013 AT ERIE CC): Played as a long snapper.

- Redshirted in 2014.

HIGH SCHOOL (WHEATFIELD HS – NIAGARA, N.Y.)

- Played running back and linebacker.

OFF THE FIELD

PERSONAL:

- MAJOR: Liberal arts and sciences.

LUCAS GRAVELLE'S COLLEGE STATS	
GAMES/STARTS: (Washington State) 2015: 13/0, 2016: 13/0, (TCU) 2017: 14/0	NCAA TOTALS: 40/0



## NFL CAREER

### TRANSACTIONS:

- Signed by Miami on March 31, 2016.
- Awarded off waivers to Buffalo on Nov. 20, 2014.
- Waived by Minnesota on Nov. 19, 2014.
- Awarded off waivers to Minnesota on Aug. 31, 2014.
- Waived by Cleveland on Aug. 30, 2014.
- Awarded off waivers to Cleveland on Sept. 1, 2013.
- Waived by San Francisco on Aug. 31, 2013.
- Signed by San Francisco as an undrafted college free agent on May 7, 2013.

### CAREER HIGHLIGHTS:

- Played in 61 career games with 14 starts.
- 27 receptions for 328 yards (12.1 avg.).
- In 2017, became the 1st Dolphins tight end since Larry Seiple in 1969 to throw a pass, catch a pass and record a rushing attempt in the same season.

### 2017 (MIAMI):

- Played in all 16 games.
- 1 reception for 10 yards; 5 carries for 14 yards (2.8 avg.); 0-for-1 passing; 1 special teams tackle.

### VS. TENNESSEE (10/8): 0-for-1 passing.

### VS. OAKLAND (11/5): 1 carry for 3 yards.

- The rush attempt converted a 3rd-and-1 in the 2nd quarter.
- It was his first carry since his rookie season in 2013.

### VS. NEW ENGLAND (12/11): 1 reception for 10 yards.

- Became the 1st Dolphins tight end since Larry Seiple in 1969 to throw a pass, catch a pass and record a rushing attempt in the same season.

### 2016 (MIAMI):

- Played in 16 games with 7 starts.
- 14 receptions for 174 yards (12.4 avg.).

### VS. CLEVELAND (9/25): Played but did not record any stats.

- Provided a pancake block at the point of attack on RB Jay Ajayi's 11-yard game-winning TD run in overtime.

### VS. PITTSBURGH (10/16): 3 receptions for 81 yards (27.0 avg.).

- Caught a 53-yard pass from QB Ryan Tannehill in

the 2nd quarter.

### AT N.Y. JETS (12/17): 3 receptions for 28 yards (9.3 avg.); 1 kickoff return for 11 yards.

### POSTSEASON:

### AFC WILD CARD AT PITTSBURGH (1/8): Started but did not record any stats.

### 2015 (BUFFALO):

- Played in 4 games.
- Missed the rest of the season due to injury.
- Placed on injured reserve on Oct. 6.
- 1 reception for 2 yards.

### VS. N.Y. GIANTS (10/4): 1 reception for 2 yards.

### 2014 (BUFFALO/MINNESOTA):

- Started 5 games with Buffalo.
- 8 receptions for 118 yards (14.8 avg.) with Buffalo.
- Inactive for 1 game with Buffalo.
- Awarded off waivers to Buffalo on Nov. 20.
- Waived by Minnesota on Nov. 19.
- Played in 8 games with Minnesota.
- Inactive for 2 games with Minnesota.
- 1 reception for 16 yards with Minnesota; 1 kickoff return for 14 yards with Minnesota.

### VS. CLEVELAND (11/30): 2 receptions for 71 yards (35.5 avg.).

### AT OAKLAND (12/21): 2 receptions for 15 yards (7.5 avg.).

### AT NEW ENGLAND (12/28): 3 receptions for 35 yards (11.7 avg.).

### 2013 (CLEVELAND):

- Played in 12 games with 2 starts.
- Inactive for 4 games.
- 2 receptions for 8 yards (4.0 avg.); 6 carries for 43 yards (7.2 avg.).

### AT MINNESOTA (9/22): Played but did not record any stats.

- Made his NFL debut.

### AT KANSAS CITY (10/27): 1 reception for 5 yards.

### AT NEW ENGLAND (12/8): 1 reception for 3 yards.

## BEFORE THE NFL

### COLLEGE (MINNESOTA):

- 4-year letterman (2009-12).

**CAREER:** Played in 47 games with 26 starts; 150-of-295 passing (50.8 pct.) for 2,053 yards and 14 TDs; 341 carries for 1,752 yards (5.1 avg.) and 12 TDs; 60 receptions for 766 yards (12.8 avg.) and 6 TDs.



- Started games at both quarterback and wide receiver.
- SENIOR (2012):** Played in 11 games with 8 starts; 34-of-59 passing (57.6 pct.) for 472 yards and 5 TDs; 72 carries for 390 yards (5.4 avg.) and 5 TDs; 12 receptions for 121 yards (10.1 avg.).
- JUNIOR (2011):** Played in 11 games with 10 starts; 108-of-213 passing (50.7 pct.) for 1,495 yards and 8 TDs; 199 carries for 966 yards (4.9 avg.) and 6 TDs.
- Named the starting quarterback prior to the season after previously spending time at quarterback and wide receiver.
- SOPHOMORE (2010):** Played in all 12 games with 7 starts; 42 receptions for 587 yards (14.0 avg.) and 5 TDs; 23 carries for 119 yards (5.2 avg.) and 1 TD; 2-of-8 passing (25.0 pct.) for 24 yards.
- REDSHIRT FRESHMAN (2009):** Played in 13 games with 1 start; 47 carries for 277 yards (5.6 avg.); 6-of-15 passing (40.0 pct.) for 62 yards and 1 TD; 6 receptions for 58 yards (9.7 avg.) and 1 TD.
- Redshirted in 2008.

## HIGH SCHOOL (BEN DAVIS HS – INDIANAPOLIS, IND.)

- 3-year starter.

**SENIOR (2007):** 26-of-41 passing (63.4 pct.) for 376 yards and 3 TDs; 64 carries for 302 yards (4.7 avg.) and 4 TDs; 5 receptions for 86 yards (17.2 avg.) and 1 TD.

- Missed most of the season due to injury.

**JUNIOR (2006):** 73-of-140 passing (52.1 pct.) for 1,113 yards and 12 TDs; 127 carries for 603 yards (4.7 avg.) and 7 TDs.

- Honorable mention all-state.

**SOPHOMORE (2005):** 959 passing yards.

- Earned starting quarterback job midway through the season.

## OFF THE FIELD

### COMMUNITY:

- Visited military troops overseas with the Armed Forces Entertainment group in 2017-18 offseasons.

### PERSONAL:

- Married with three children – two boys and a girl.
- PRONUNCIATION:** First name is pronounced mar-KWEEES
- MAJOR:** Youth studies.

## MarQUEIS GRAY'S NFL REGULAR SEASON STATS

YEAR	TEAM	GP	GS	RECEIVING				RUSHING			
				REC	YDS	AVG	LG	TD	ATT	YDS	AVG
2013	CLEVELAND	12	2	2	8	4	5	0	6	43	7.2
2014	MINNESOTA	8	0	1	16	16	16	0	0	0	-
	BUFFALO	5	5	8	118	14.8	41	0	0	0	-
2015	BUFFALO	4	0	1	2	2	2	0	0	0	0
2016	MIAMI	16	7	14	174	12.4	53	0	0	0	0
2017	MIAMI	16	0	1	10	10	10	0	5	14	2.8
<b>NFL TOTALS</b>		<b>61</b>	<b>14</b>	<b>27</b>	<b>328</b>	<b>12.1</b>	<b>53</b>	<b>0</b>	<b>11</b>	<b>57</b>	<b>5.2</b>

## MarQUEIS GRAY'S NFL PLAYOFF STATS

YEAR	TEAM	GP	GS	RECEIVING				RUSHING			
				REC	YDS	AVG	LG	TD	ATT	YDS	AVG
2016	MIAMI	1	1	0	0	0.0	0	0	0	0	0.0
<b>PLAYOFF TOTALS</b>		<b>1</b>	<b>1</b>	<b>0</b>	<b>0</b>	<b>0.0</b>	<b>0</b>	<b>0</b>	<b>0</b>	<b>0</b>	<b>0.0</b>

### ADDITIONAL STATS

**Special Teams Tackles:** (Cleveland) 1 in 2013, (Minnesota)

2 in 2014, (Miami) 3 in 2016 and 1 in 2017 for total of 7.

**Miscellaneous Tackles:** (Cleveland) 1 in 2013.

**Miscellaneous Fumble Recoveries:** (Miami) 1 in 2016.

**Kickoff Returns:** (Minnesota) 1 for 14 yards in 2014, (Miami) 1 for 11 yards in 2016 for total of 2 for 25 yards.

**Passing:** (Miami) 0 for 1 in 2017.

### SINGLE-GAME CAREER HIGHS

**Receptions:** 3 3 times, last: at N.Y. Jets, 12/17/16

**Receiving Yards:** 81 vs. Pittsburgh, 10/16/16

**Longest Rec.:** 53 vs. Pittsburgh, 10/16/16

### 2013 GAME-BY-GAME STATS (CLEVELAND)

DATE	OPPONENT	P/S	REC	YDS	AVG	LG	TD
09/08	MIAMI		INACTIVE				
09/15	at Baltimore		INACTIVE				
09/22	at Minnesota	1/0	0	0	0.0	-	0
09/29	CINCINNATI	1/0	0	0	0.0	-	0
10/03	BUFFALO	1/0	0	0	0.0	-	0
10/13	DETROIT	1/0	0	0	0.0	-	0
10/20	at Green Bay	1/0	0	0	0.0	-	0
10/27	at Kansas City	1/0	1	5	5.0	5	0
11/03	BALTIMORE	1/0	0	0	0.0	-	0
11/17	at Cincinnati		INACTIVE				
11/24	PITTSBURGH		INACTIVE				
12/01	JACKSONVILLE	1/0	0	0	0.0	-	0
12/08	at New England	1/0	1	3	3.0	3	0
12/15	CHICAGO	1/0	0	0	0.0	-	0
12/22	at N.Y. Jets	1/1	0	0	0.0	-	0
12/29	at Pittsburgh	1/1	0	0	0.0	-	0
<b>2013 TOTALS</b>		<b>12/2</b>	<b>2</b>	<b>8</b>	<b>4.0</b>	<b>5</b>	<b>0</b>

## 2014 GAME-BY-GAME STATS (BUFFALO/MINNESOTA)

DATE	OPPONENT	P/S	REC	YDS	AVG	LG	TD
09/17	at St. Louis		INACTIVE				
09/14	NEW ENGLAND	1/0	0	0	0.0	-	0
09/21	at New Orleans	1/0	0	0	0.0	-	0
09/28	ATLANTA	1/0	0	0	0.0	-	0
10/02	at Green Bay	1/0	1	16	16.0	16	0
10/12	DETROIT	1/0	0	0	0.0	-	0
10/19	at Buffalo	1/0	0	0	0.0	-	0
10/26	at Tampa Bay	1/0	0	0	0.0	-	0
11/02	WASHINGTON	1/0	0	0	0.0	-	0
11/16	at Chicago		INACTIVE				
<b>MINNESOTA TOTALS</b>		<b>8/0</b>	<b>1</b>	<b>16</b>	<b>16.0</b>	<b>16</b>	<b>0</b>
11/24	N.Y. JETS		INACTIVE				
11/30	CLEVELAND	1/1	2	71	35.5	41	0
12/07	at Denver	1/1	0	0	0.0	-	0
12/14	GREEN BAY	1/1	1	7	7.0	7	0
12/21	at Oakland	1/1	2	15	7.5	9	0
12/28	at New England	1/1	3	25	8.3	10	0
<b>BUFFALO TOTALS</b>		<b>5/1</b>	<b>8</b>	<b>118</b>	<b>14.8</b>	<b>41</b>	<b>0</b>
<b>2014 TOTALS</b>		<b>13/5</b>	<b>9</b>	<b>134</b>	<b>14.9</b>	<b>41</b>	<b>0</b>

## 2015 GAME-BY-GAME STATS (BUFFALO)

DATE	OPPONENT	P/S	REC	YDS	AVG	LG	TD
09/13	INDIANAPOLIS	1/0	0	0	0.0	-	0
09/20	NEW ENGLAND	1/0	0	0	0.0	-	0
09/27	at Miami	1/0	0	0	0.0	-	0
10/04	N.Y. GIANTS	1/0	1	2	2.0	2	0
10/11	at Tennessee		INJURED RESERVE				
10/18	CINCINNATI		INJURED RESERVE				
10/25	at Jacksonville		INJURED RESERVE				
11/08	BUFFALO		INJURED RESERVE				
11/12	at N.Y. Jets		INJURED RESERVE				
11/23	at New England		INJURED RESERVE				
11/29	at Kansas City		INJURED RESERVE				
12/06	HOUSTON		INJURED RESERVE				
12/13	at Philadelphia		INJURED RESERVE				
12/20	at Washington		INJURED RESERVE				
12/27	DALLAS		INJURED RESERVE				
01/03	N.Y. JETS		INJURED RESERVE				
<b>2015 TOTALS</b>		<b>4/0</b>	<b>1</b>	<b>2</b>	<b>2.0</b>	<b>2</b>	<b>0</b>

## 2016 GAME-BY-GAME STATS (MIAMI)

DATE	OPPONENT	P/S	REC	YDS	AVG	LG	TD
09/11	at Seattle	1/0	0	0	0.0	-	0
09/18	at New England	1/0	0	0	0.0	-	0
09/25	CLEVELAND	1/0	0	0	0.0	-	0
09/29	at Cincinnati	1/0	0	0	0.0	-	0
10/09	TENNESSEE	1/1	0	0	0.0	-	0
10/16	PITTSBURGH	1/1	3	81	27.0	53	0
10/23	BUFFALO	1/1	0	0	0.0	-	0
11/06	N.Y. JETS	1/1	2	10	5.0	6	0
11/13	at San Diego	1/0	2	18	9.0	9	0
11/20	at L.A. Rams	1/0	1	5	5.0	5	0
11/27	SAN FRANCISCO	1/1	2	12	6.0	7	0
12/04	at Baltimore	1/0	0	0	0.0	-	0
12/11	ARIZONA	1/0	0	0	0.0	-	0
12/17	at N.Y. Jets	1/1	3	28	9.3	19	0
12/24	at Buffalo	1/1	1	20	20.0	20	0
01/01	NEW ENGLAND	1/0	0	0	0.0	-	0
<b>2016 TOTALS</b>		<b>16/7</b>	<b>14</b>	<b>174</b>	<b>12.4</b>	<b>53</b>	<b>0</b>

DATE	OPPONENT	P/S	REC	YDS	AVG	LG	TD
01/08	at Pittsburgh*	1/0	0	0	0.0	-	0

\* AFC Wild Card game

## 2017 GAME-BY-GAME STATS (MIAMI)

DATE	OPPONENT	P/S	REC	YDS	AVG	LG	TD
09/17	at L.A. Chargers	1/0	0	0	0.0	-	0
09/24	at N.Y. Jets	1/0	0	0	0.0	-	0
10/01	NEW ORLEANS	1/0	0	0	0.0	-	0
10/08	TENNESSEE	1/0	0	0	0.0	-	0
10/15	at Atlanta	1/0	0	0	0.0	-	0
10/22	N.Y. JETS	1/0	0	0	0.0	-	0
10/26	at Baltimore	1/0	0	0	0.0	-	0
11/05	OAKLAND	1/0	0	0	0.0	-	0
11/13	at Carolina	1/0	0	0	0.0	-	0
11/19	TAMPA BAY	1/0	0	0	0.0	-	0
11/26	at New England	1/0	0	0	0.0	-	0
12/03	DENVER	1/0	0	0	0.0	-	0
12/11	NEW ENGLAND	1/0	1	10	10.0	10	0
12/17	at Buffalo	1/0	0	0	0.0	-	0
12/24	at Kansas City	1/0	0	0	0.0	-	0
12/31	BUFFALO	1/0	0	0	0.0	-	0
<b>2017 TOTALS</b>		<b>16/0</b>	<b>1</b>	<b>10</b>	<b>10.0</b>	<b>10</b>	<b>0</b>



# 2

## MATT HAACK

PUNTER // 6-0 // 202 // ARIZONA STATE '17

ACQUIRED: FA, '17

HOMETOWN: WEST DES MOINES, IOWA // BORN: 7/25/94

NFL: SECOND SEASON // DOLPHINS: SECOND SEASON

### NFL CAREER

#### TRANSACTIONS:

- Signed by Miami as an undrafted college free agent on May 5, 2017.

#### CAREER HIGHLIGHTS:

- Played in 16 career games.
- 83 punts for 3,695 yards (44.5 avg.).
- 1 solo special teams tackle.
- Set a single-game team record with 7 punts inside the 20-yard line on Dec. 3, 2017 vs. Denver.

#### MOST PUNTS INSIDE THE 20 (DOLPHINS SINGLE-GAME)

PLAYER	DATE	OPP	PI20
1. <b>MATT HAACK</b>	<b>12/3/17</b>	<b>VS. DENVER</b>	<b>7</b>
2. Brandon Fields	12/22/13	at Buffalo	6
Tom Hutton	1/9/00*	at Seattle	6
4. <b>MATT HAACK</b>	<b>10/8/17</b>	<b>VS. TENNESSEE</b>	<b>5</b>
Matt Darr	11/22/15	vs. Dallas	5
Brandon Fields	11/20/11	vs. Buffalo	5
Matt Turk	11/16/03	vs. Baltimore	5
Matt Turk	1/6/02	vs. Buffalo	5

\* AFC Wild Card game

#### 2017 (MIAMI):

- Played in all 16 games.
- 83 punts for 3,695 yards (44.5 avg.) and a 40.7 net average.
- His 30 punts inside the 20-yard line were tied for 8th in the NFL and led all rookie punters.

**VS. TENNESSEE (10/8):** 9 punts for 459 yards (51.0 avg.) and a 49.4 net average.

- His 5 punts inside the 20-yard line were the most by a Dolphins punter since P Matt Darr had 5 on Nov. 22, 2015 vs. Dallas.

**VS. DENVER (12/3):** 9 punts for 386 yards (42.9 avg.) and a 41.0 net average.

- His 7 punts inside the 20-yard line set a team record.
- Had 1 punt that resulted in a safety after he pinned Denver inside its own 5-yard line and LB Chase Allen forced a fumble that was recovered by Denver in its own end zone.

**AT BUFFALO (12/17):** 4 punts for 187 yards (46.8 avg.) and a 41.3 net average.

- Recovered a K Cody Parkey onside kick with 39 seconds remaining.

### BEFORE THE NFL

#### COLLEGE (ARIZONA STATE):

- 4-year letterman (2013-16).

**CAREER:** Played in 44 games; 209 punts for 8,991 yards (43.0 avg.) and 73 punts inside the 20; 2 solo tackles; 1-of-1 passing for 27 yards; 1 rush for 7 yards.

- 52 punts of 50+ yards.
- His 43.0 yards per punt average was tied for 4th in school history.

**SENIOR (2016):** Played in all 12 games; 66 punts for 2,897 yards (43.9 avg.) and 21 punts inside the 20; 1 carry for 7 yards.

- 16 punts of 50+ yards.
- His 44.4 yard net average was 6th-best in FBS.
- 2nd-team All-Pac 12.
- Finalist for the William V. Campbell Trophy (top scholar-athlete in the nation).

**JUNIOR (2015):** Played in all 13 games; 74 punts for 3,186 yards (43.1 avg.) and 32 punts inside the 20; 1-of-1 passing for 27 yards; 1 solo tackle.

- 19 punts of 50+ yards.
- His 43.1 gross average was 5th-best in FBS.
- His 32 punts inside the 20 were 2nd in the nation and led the Pac-12.
- His 2 touchbacks were tied for the lowest in the nation by a full-time punter.

**SOPHOMORE (2014):** Played in all 13 games; 53 punts for 2,296 yards (43.3 avg.) and 17 punts inside the 20.

- 14 punts of 50+ yards.

**TRUE FRESHMAN (2013):** Played in 6 games; 16 punts for 612 yards (38.3 avg.) and 3 punts inside the 20; 1 solo tackle.

- 3 punts of 50+ yards.

#### HIGH SCHOOL (DOWNING HS – WEST DES MOINES, IOWA)

- Also played wide receiver.

#### SENIOR (2012):

- 1st-team all-state.
- Helped his team reach the state quarterfinals.

### OFF THE FIELD

#### PERSONAL:

- **PRONUNCIATION:** Last name is pronounced HAWK.
- **MAJOR:** Sports business and media.

## MATT HAACK'S NFL REGULAR SEASON STATS

YEAR	TEAM	GP	PUNT	YDS	AVG	LG	OPP RET	YDS	NET AVG	TB	IN 20
2017	MIAMI	16	83	3695	44.5	64	35	220	40.7	5	30
NFL TOTALS		16	83	3695	44.5	64	35	220	40.7	5	30

### ADDITIONAL STATS

Special Teams Tackles: 1 in 2017.

Onside Kick Recoveries: 1 in 2017.

### SINGLE-GAME CAREER HIGHS

Punts: 9 Twice, last: vs. Denver, 12/3/17  
Punt Yards: 459 vs. Tennessee, 10/8/17  
Punts Inside the 20: 7 vs. Denver, 12/3/17



# CHARLES HARRIS

DEFENSIVE END // 6-3 // 250 // MISSOURI '17  
 ACQUIRED: D1, '17  
 HOMETOWN: KANSAS CITY, MO. // BORN: 3/6/95  
 NFL: SECOND SEASON // DOLPHINS: SECOND SEASON

## NFL CAREER

### TRANSACTIONS:

- 1st-round pick (22nd overall) by Miami in the 2017 NFL draft.

### CAREER HIGHLIGHTS:

- Played in 16 career games with 2 starts.
- 19 tackles (15 solo), 2 sacks, 2 passes defended and 1 fumble recovery.

### 2017 (MIAMI):

- Played in all 16 games with 2 starts.
- 19 tackles (15 solo), 2 sacks, 1 fumble recovery and 2 passes defended.

**AT L.A. CHARGERS (9/17):** 1 solo tackle and 1 quarterback hit.

- Made NFL debut.

**VS. TENNESSEE (10/8):** 1 solo tackle, 1 sack and 1 pass defended.

- Sacked QB Matt Cassel for a loss of 8 yards on 3rd-and-9 with 3:42 left in the game for his first career sack.
- Broke up a pass intended for RB DeMarco Murray on 3rd-and-5 in the 2nd quarter, forcing a punt.

**AT KANSAS CITY (12/24):** 2 solo tackles and 1 sack.

- Sacked QB Alex Smith for a loss of 3 yards in the 3rd quarter.

## BEFORE THE NFL

### COLLEGE (MISSOURI):

- 3-year letterman (2014-16) and 2-year starter.

**CAREER:** Played in 38 career games with 25 starts; 136 tackles (80 solo), 18 sacks, 5 passes defended, 5 forced fumbles and 1 fumble recovery.

- Finished his career tied for 7th in school history with 18 sacks and 11th with 34.5 tackles for loss.

**JUNIOR (2016):** Started all 12 games; 61 tackles (35 solo), 9 sacks, 2 passes defended, 4 forced fumbles and 1 fumble recovery.

- His 9 sacks, 12 tackles for loss and 10 quarterback hurries led the team.
- When he left, his 9 sacks were tied for the 9th-most in a single season in school history.
- 2nd-team All-SEC.

**SOPHOMORE (2015):** Started all 12 games; 56 tackles (32 solo), 7 sacks, 1 pass defended and 2 forced fumbles.

- His 18 tackles for loss led the SEC.
- 2nd-team All-SEC.

**REDSHIRT FRESHMAN (2014):** Played in all 14 games with 1 start; 19 tackles (13 solo), 2 sacks, 2 passes defended and 1 forced fumble.

- Redshirted in 2013.

## HIGH SCHOOL (LINCOLN PREP HS – KANSAS CITY, MO.)

- Did not start playing football until his junior year.
- Played defensive end and tight end.
- Also played basketball.
- 1st-team All-Interscholastic League and Player of the Year (2011-12) in basketball.

**SENIOR (2012):** 60 tackles, 12 sacks and 2 forced fumbles; 15 receptions for 285 yards (19.0 avg.) and 5 TDs.

- 3rd-team All-Kansas City metro at defensive end.
- League Defensive MVP.

**JUNIOR (2011):** 40 tackles and 6 sacks.

- 1st-team all-state.

## OFF THE FIELD

### PERSONAL:

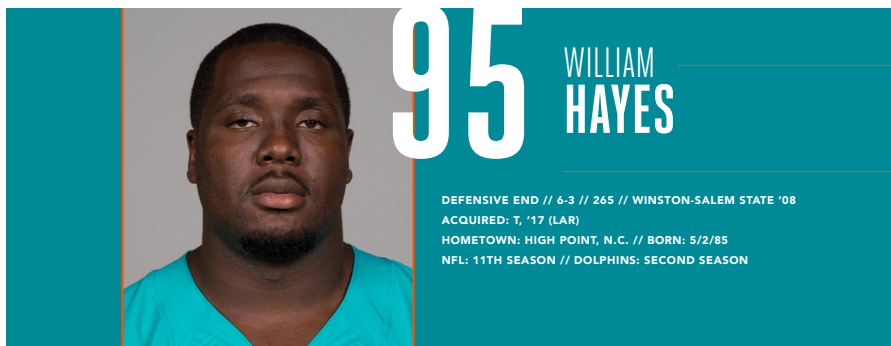
- **MAJOR:** Biology.

## CHARLES HARRIS' NFL REGULAR SEASON STATS

YEAR	TEAM	GP	GS	TACKLES					INTERCEPTIONS					FUMBLES	
				TOT	SOLO	ASST	SK	YDS	INT	YDS	LG	TD	PD	FF	FR
2017	MIAMI	16	2	19	15	4	2.0	11.0	0	0	0	0	2	0	1
NFL TOTALS		16	2	19	15	4	2.0	11.0	0	0	0	0	2	0	1

## SINGLE-GAME CAREER HIGHS

<b>Tackles:</b>	3	Twice, last: at Buffalo, 12/17/17
<b>Sacks:</b>	1	Twice, last: at Kansas City, 12/24/17
<b>Passes Defended:</b>	1	Twice, last: at Carolina, 11/13/17
<b>Fumble Recoveries:</b>	1	vs. Oakland, 11/5/17



## NFL CAREER

### TRANSACTIONS:

- Traded from the L.A. Rams to Miami on March 10, 2017.
- Signed by St. Louis as an unrestricted free agent from Tennessee on April 6, 2012.
- 4th-round pick (103rd overall) by Tennessee in the 2008 NFL draft.

### CAREER HIGHLIGHTS:

- Played in 134 career games with 46 starts.
- 332 tackles (241 solo), 35.5 sacks, 1 interception, 6 passes defended, 7 forced fumbles and 5 fumble recoveries.
- Ranks among the top 25 active NFL defensive linemen in several career statistical categories: stuffs (7th/48.5), games played (T-17th/134), tackles (T-18th/332) and sacks (25th/35.5).

### 2017 (MIAMI):

- Played in 10 games.
- Inactive for 1 game.
- Missed the remainder of the season after being placed on injured reserve on Nov. 28.
- 19 tackles (14 solo) and 1 sack.

### AT L.A. CHARGERS (9/17):

- 2 tackles (1 solo) and 1 sack.
- Sacked QB Philip Rivers for a loss of 8 yards on 3rd-and-1 in the 2nd quarter.
- Made Dolphins debut.
- Served as a game captain.

### VS. TENNESSEE (10/8):

3 solo tackles.

### AT ATLANTA (10/15):

### 2016 (L.A. RAMS):

- Started 14 games.
- Inactive for 2 games.
- 43 tackles (31 solo) and 5 sacks.

### VS. SEATTLE (9/18):

- 5 tackles (1 solo) and 1 sack.
- Sacked QB Russell Wilson for a loss of 8 yards in the 3rd quarter.

### VS. ATLANTA (12/11):

- 4 tackles (3 solo) and 1 sack.
- Sacked QB Matt Ryan on the final play of the 1st half.

### AT SEATTLE (12/15):

- 6 tackles (2 solo) and 1 sack.
- Sacked Wilson on a 2nd-and-10 in the 1st quarter.

### 2015 (ST. LOUIS):

- Played in all 16 games with 11 starts.
- 53 tackles (36 solo), 5.5 sacks and 2 forced fumbles.

### VS. CLEVELAND (10/25):

- 3 tackles (2 solo), 2 sacks and 2 forced fumbles.
- His 2 forced fumbles tied for the NFL's single-game high in 2015.
- Strip-sacked QB Josh McCown on the 2nd drive of the game, creating a turnover that led to a Rams field goal.
- Strip-sacked McCown again as Cleveland was driving into Rams territory in the 4th quarter, forcing a turnover.

### VS. CHICAGO (11/15):

- 4 tackles (2 solo) and 0.5 sacks.
- AT SEATTLE (12/27): 9 tackles (7 solo) and 3 sacks.
- Brought down QB Russell Wilson on a 3rd-and-8 in the 2nd quarter that forced a Seattle punt.
- It was the 5th multi-sack game of his career.

### 2014 (ST. LOUIS):

- Played in all 16 games with 9 starts.
- 42 tackles (33 solo), 4 sacks, 1 forced fumble and 1 fumble recovery.

### AT KANSAS CITY (10/26):

- 4 tackles (3 solo) and 1 fumble recovery.
- Recovered a fumble by RB Jamaal Charles in the 2nd quarter.

### AT SAN FRANCISCO (11/2):

- 3 tackles (2 solo) and 2 sacks.
- Sacked QB Colin Kaepernick twice in the 1st half.

### VS. OAKLAND (11/30):

- 6 solo tackles, 1 sack and 1 forced fumble.
- Sacked QB Derek Carr for a loss of 8 yards in the 3rd quarter.
- Forced a fumble by RB Marcel Reece in the 3rd quarter that was recovered by the Rams.

### 2013 (ST. LOUIS):

- Played in 14 games.
- Inactive for 2 games.
- 28 tackles (21 solo), 5 sacks, 1 interception, 3 passes defended and 2 fumble recoveries.

### VS. ARIZONA (9/8):

- 3 solo tackles and 1 sack.
- Sacked QB Carson Palmer on Arizona's final possession, keeping the Cardinals from getting into field goal range.

### AT INDIANAPOLIS (11/10):

- 1 solo tackle, 1 interception and 1 pass defended.

- Intercepted QB Matt Hasselbeck in the 4th quarter for his 1st career interception.

**VS. TAMPA BAY (12/22):** 1 solo tackle and 2 fumble recoveries.

- Recovered a fumble in the 2nd quarter that led to a Rams TD drive.
- Recovered another fumble in the 4th quarter that led to a field goal and made it a 2-score game.

## 2012 (ST. LOUIS):

- Played in all 16 games.
- 35 tackles (29 solo), 7 sacks, 2 passes defended and 1 fumble recovery.

**VS. ARIZONA (10/4):** 2 assisted tackles, 0.5 sacks and 1 fumble recovery.

- Recovered a QB Kevin Kolb fumble forced by DE Robert Quinn to end Arizona's final possession and seal the victory.

**VS. SAN FRANCISCO (12/2):** 3 tackles (2 solo) and 1.5 sacks.

**AT TAMPA BAY (12/23):** 4 tackles (3 solo), 2 sacks and 1 pass defended.

## 2011 (TENNESSEE):

- Played in 10 games with 1 start.
- Inactive for 6 games.
- 16 tackles (11 solo) and 1.5 sacks.

**AT JACKSONVILLE (9/11):** 2 solo tackles and 1 sack.

**AT CAROLINA (11/13):** 1 assisted tackle and 0.5 sacks.

**AT HOUSTON (1/1):** 5 tackles (4 solo).

## 2010 (TENNESSEE):

- Played in 14 games.
- Inactive for 2 games.
- 32 tackles (25 solo), 1.5 sacks and 1 forced fumble.

**VS. PHILADELPHIA (10/24):** 4 tackles (3 solo).

**AT HOUSTON (11/28):** 4 solo tackles, 1 sack and 1 forced fumble.

**VS. JACKSONVILLE (12/5):** 7 tackles (3 solo) and 0.5 sacks.

## 2009 (TENNESSEE):

- Played in all 16 games with 11 starts.
- 50 tackles (30 solo), 4 sacks and 2 forced fumbles.

**VS. INDIANAPOLIS (10/11):** 3 tackles (2 solo).

- Made his 1st NFL start.

**AT SAN FRANCISCO (11/8):** 3 tackles (2 solo), 1.5 sacks and 1 forced fumble.

**VS. BUFFALO (11/15):** 3 tackles (2 solo), 1 sack and 1 forced fumble.

- Sacked QB Trent Edwards on a 3rd-and-9 to force a punt in a 1-score game in the 4th quarter.

## 2008 (TENNESSEE):

- Played in 8 games.
- Inactive for 8 games.
- 14 tackles (11 solo), 1 sack, 1 pass defended, 1 forced fumble and 1 fumble recovery.

**AT CINCINNATI (9/14):** Played but did not record

any stats.

- Made NFL debut.

**VS. HOUSTON (9/21):** 3 solo tackles.

**VS. PITTSBURGH (12/21):** 3 tackles (2 solo), 1 sack, 1 forced fumble and 1 fumble recovery.

- Strip-sacked QB Ben Roethlisberger in the 2nd quarter to create a turnover that led to a Titans TD.

## POSTSEASON:

**AFC DIVISIONAL VS. BALTIMORE (1/10):** Played but did not record any stats.

## BEFORE THE NFL

### COLLEGE (WINSTON-SALEM STATE):

- 4-year letterman (2004-07) and 2-year starter.

**CAREER:** Played in 30 games with 24 starts; 150 tackles (80 solo), 15 sacks, 1 interception, 9 passes defended, 7 forced fumbles and 4 fumble recoveries.

**SENIOR (2007):** Started all 11 games; 78 tackles (46 solo), 8.5 sacks, 3 passes defended, 7 forced fumbles and 4 fumble recoveries.

- His 8.5 sacks and 7 forced fumbles led the team.

**JUNIOR (2006):** Played in all 11 games with 9 starts; 57 tackles (25 solo), 6.5 sacks, 1 interception, 5 passes defended and 2 fumble recoveries.

- His 6.5 sacks led the team.

**SOPHOMORE (2005):** Played in 3 games with 2 starts; 7 tackles (6 solo).

**REDSHIRT FRESHMAN (2004):** Played in 5 games with 2 starts; 8 tackles (3 solo) and 1 pass defended.

- Redshirted in 2003.

## HIGH SCHOOL (ANDREWS HS – HIGH POINT, N.C.)

- Played defensive end, linebacker and tight end.

**SENIOR (2002):**

- Helped his school win a conference title.

## OFF THE FIELD

### COMMUNITY:

- Has participated in numerous team community events such as school visits, Taste of the NFL, Hayes for the Holidays, Big Plays Little Wishes to benefit Big Brothers Big Sisters, Urban League Turkey Distribution and the All-Community Team Ticket program.
- In July 2015, he spent a night homeless with Rams teammate Chris Long to give the 2 players the experience of not having a place to live or food to eat for 24 hours.
- Spoke to students at Miami Norland Senior HS in May 2017.

### PERSONAL:

- **MAJOR:** Sports management.



## WILLIAM HAYES' NFL REGULAR SEASON STATS

YEAR	TEAM	GP	GS	TACKLES					INTERCEPTIONS					FUMBLES	
				TOT	SOLO	ASST	SK	YDS	INT	YDS	LG	TD	PD	FF	FR
2008	TENNESSEE	8	0	14	11	3	1.0	1.0	0	0	0	0	1	1	1
2009	TENNESSEE	16	11	50	30	20	4.0	41.5	0	0	0	0	0	2	0
2010	TENNESSEE	14	0	32	25	7	1.5	17.5	0	0	0	0	0	1	0
2011	TENNESSEE	10	1	16	11	5	1.5	8.5	0	0	0	0	0	0	0
2012	ST. LOUIS	16	0	35	29	6	7.0	28.5	0	0	0	0	2	0	1
2013	ST. LOUIS	14	0	28	21	7	5.0	24.0	1	5	5	0	3	0	2
2014	ST. LOUIS	16	9	42	33	9	4.0	32.0	0	0	0	0	0	1	1
2015	ST. LOUIS	16	11	53	36	17	5.5	36.0	0	0	0	0	0	2	0
2016	L.A. RAMS	14	14	43	31	12	5.0	28.0	0	0	0	0	0	0	0
2017	MIAMI	10	0	19	14	5	1.0	8.0	0	0	0	0	0	0	0
NFL TOTALS		134	46	332	241	91	35.5	225.0	1	5	5	0	6	7	5

## WILLIAM HAYES' NFL PLAYOFF STATS

YEAR	TEAM	GP	GS	TACKLES					INTERCEPTIONS					FUMBLES	
				TOT	SOLO	ASST	SK	YDS	INT	YDS	LG	TD	PD	FF	FR
2008	TENNESSEE	1	0	0	0	0	0.0	0.0	0	0	0	0	0	0	0
NFL TOTALS		1	0	0	0	0	0.0	0.0	0	0	0	0	0	0	0

### ADDITIONAL STATS

**Special Teams Tackles:** (Tennessee) 1 in 2009.

### SINGLE-GAME CAREER HIGHS

<b>Tackles:</b>	9	at Seattle, 12/27/15
<b>Sacks:</b>	3	at Seattle, 12/27/15
<b>Interceptions:</b>	1	at Indianapolis, 11/10/13
<b>Passes Defensed:</b>	1	6 times, last: at Arizona, 12/8/13
<b>Forced Fumbles:</b>	2	vs. Cleveland, 10/25/15
<b>Fumble Recoveries:</b>	2	vs. Tampa Bay, 12/22/13



## BEFORE THE NFL

### COLLEGE (WILLIAM & MARY):

- 4-year starter (2014-17).

**CAREER:** Started 39 games at left guard.

**SENIOR (2017):** Started all 11 games at left guard.

- 1st-team All-CAA.
- Team captain.

**JUNIOR (2016):** Started 9 games at left guard.

**SOPHOMORE (2015):** Started 11 games at left guard.

- 3rd-team All-CAA.

**REDSHIRT FRESHMAN (2014):** Started 8 games at left guard.

- Redshirted in 2013.

### HIGH SCHOOL (BROOKE POINT HS – STAFFORD, VA.)

- Played offensive and defensive line.

#### SENIOR (2012):

- All-state honorable mention.
- 1st-team all-region.
- 1st-team all-district.
- 2nd-team all-area.

#### JUNIOR (2011):

- 2nd-team all-district.
- All-area honorable mention.

## OFF THE FIELD

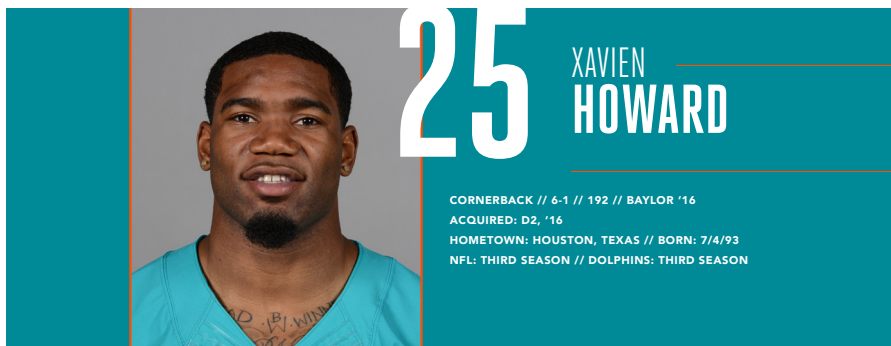
### PERSONAL:

- **MAJOR:** Kinesiology.

## CONNOR HILLAND'S COLLEGE STATS

**GAMES/STARTS:** 2014: 8/8, 2015: 11/11, 2016: 9/9, 2017: 11/11

**NCAA TOTALS:** 39/39



## NFL CAREER

### TRANSACTIONS:

- 2nd-round pick (38th overall) by Miami in the 2016 NFL draft.

### CAREER HONORS:

- AFC Defensive Player of the Week (vs. New England, 12/11/17).

### CAREER HIGHLIGHTS:

- Played in 23 career games with 22 starts.
- 88 tackles (71 solo), 1 sack, 4 interceptions, 19 passes defended and 1 forced fumble; 1 interception return for a TD.
- Became 1st player in Dolphins history to have multiple interceptions in consecutive games when he had two interceptions in games vs. Denver on 12/3/17 and vs. New England on 12/11/17.
- Was 1 of just 4 NFL players to post at least 5 passes defended in a game in the 2017 season when he had 5 passes defended vs. Denver on 12/3/17.
- On 12/11/17 vs. New England, he became 1st player to intercept Patriots QB Tom Brady twice in the same game since Indianapolis' Mike Adams on Nov. 16, 2014.

### 2017 (MIAMI):

- Started all 16 games.
- 48 tackles (42 solo), 1 sack, 4 interceptions and 13 passes defended.
- His 4 interceptions were tied for 8th in the AFC and 12th in the NFL.

### VS. DENVER (12/3):

- 1 tackle, 2 interceptions and 5 passes defended.
- Intercepted QB Trevor Siemian and returned it 30 yards for a TD in the 2nd quarter.
- Picked off Siemian again in the 4th quarter.
- It was the first 2 regular-season interceptions of his career.
- Was 1 of just 4 NFL players to post at least 5 passes defended in a game in the 2017 season.

### VS. NEW ENGLAND (12/11):

- 2 interceptions.
- Intercepted QB Tom Brady on 3rd-and-10 in the 1st quarter.
- Picked off Brady again on 3rd-and-16 in the 3rd quarter and returned the ball 29 yards.

- Became 1st player in Dolphins history to have multiple interceptions in consecutive games.
- Became 1st player to intercept Brady twice in the same game since Indianapolis' Mike Adams on Nov. 16, 2014.

### AT BUFFALO (12/17):

- 4 solo tackles and 1 sack.
- Sacked QB Tyrod Taylor for a loss of 11 yards in the 3rd quarter, the first sack of his career.

### HONORS:

- AFC Defensive Player of the Week (vs. New England, 12/11).

### 2016 (MIAMI):

- Played in 7 games with 6 starts.
- Inactive for 9 games.
- 40 tackles (29 solo), 6 passes defended and 1 forced fumble.

### AT SEATTLE (9/11):

- 11 tackles (6 solo).
- Started in his NFL debut.
- Became 1st Dolphins rookie to start Week 1 at cornerback since Sean Smith (2009).
- His 11 tackles were a season high.

### VS. CLEVELAND (9/25):

- 6 solo tackles, 1 pass defended and 1 forced fumble.
- Forced a fumble from WR Ricardo Lewis in the 3rd quarter.

### AT N.Y. JETS (12/17):

- 3 solo tackles and 3 passes defended.

### POSTSEASON:

### AFC WILD CARD AT PITTSBURGH (1/8):

- 5 tackles (3 solo), 1 interception and 2 passes defended.
- Broke up a pass intended for WR Antonio Brown on 3rd-and-10 in the 4th quarter.
- Intercepted QB Ben Roethlisberger on 3rd-and-8 and returned it 11 yards in the 4th quarter.
- Became the 2nd rookie in team history to record an interception in a playoff game (Troy Vincent, 1992).

## BEFORE THE NFL

### COLLEGE (BAYLOR):

- 3-year letterman (2013-15) and 2-year starter.

### CAREER:

- Played in 39 games with 26 starts; 98 tackles (84 solo), 1.5 sacks, 10 interceptions, 33 passes defended, 1 forced fumble and 1 fumble recovery.
- Part of the most successful 4-year span in school history, winning two conference titles (2013-14), two bowl games and compiling 40 wins.

**JUNIOR (2015):** Started all 13 games; 42 tackles (37 solo), 5 interceptions, 15 passes defended and 1 fumble recovery.

- His 5 interceptions led the team
- Consensus 1st-team All-Big 12.

**SOPHOMORE (2014):** Started all 13 games; 51 tackles (42 solo), 1.5 sacks, 4 interceptions and 13 passes defended.

- His 17 passes defended were 2nd in the Big 12 and 11th nationally.
- His 4 interceptions were tied for 3rd in the Big 12.
- Honorable mention All-Big 12.

**REDSHIRT FRESHMAN (2013):** Played all 13 games; 5 solo tackles, 1 interception, 1 pass defended and 1 forced fumble.

- Redshirted in 2011.

**HIGH SCHOOL (WHEATLEY HS – HOUSTON, TEXAS)**

- Played defensive back and quarterback.
- Also participated in basketball and ran track.

**SENIOR (2011):** 32 solo tackles, 9 interceptions and 33 pass breakups.

- Returned 2 interceptions for TDs.
- 1st-team all-state

**OFF THE FIELD**

**COMMUNITY:**

- Cheered on participants at the 7th annual Dolphins Cancer Challenge in February 2017.
- Helped surprise 100 underprivileged children with their own beds from Ashley HomeStore in 2017.
- Annually participates in the AARP Foundation Million Meal Pack to pack more than 1 million meals in a single day for older adults in the South Florida community.
- Helped spearhead a clothing and food drive for Hurricane Harvey victims in his hometown of Houston.
- Hosted a youth football camp in his hometown in 2018.

**PERSONAL:**

- Has 2 daughters.
- **PRONUNCIATION:** First name is pronounced EX-ay-vee-n.
- **MAJOR:** Health, kinesiology and leisure studies.

**XAVIEN HOWARD'S NFL REGULAR SEASON STATS**

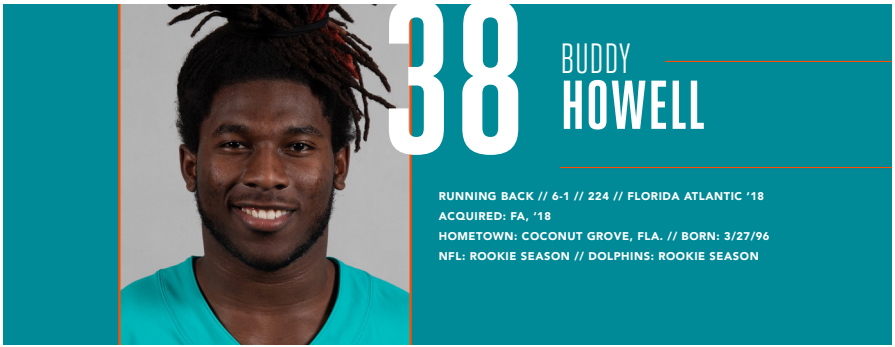
YEAR	TEAM	GP	GS	TACKLES					INTERCEPTIONS					FUMBLES	
				TOT	SOLO	ASST	SK	YDS	INT	YDS	LG	TD	PD	FF	FR
2016	MIAMI	7	6	40	29	11	0.0	0.0	0	0	0	0	6	1	0
2017	MIAMI	16	16	48	42	6	1.0	11.0	4	71	30t	1	13	0	0
NFL TOTALS		23	22	88	71	17	1.0	11.0	4	71	30t	1	19	1	0

**XAVIEN HOWARD'S NFL PLAYOFF STATS**

YEAR	TEAM	GP	GS	TACKLES					INTERCEPTIONS					FUMBLES	
				TOT	SOLO	ASST	SK	YDS	INT	YDS	LG	TD	PD	FF	FR
2016	MIAMI	1	1	5	3	2	0.0	0.0	1	11	11	0	2	0	0
NFL TOTALS		1	1	5	3	2	0.0	0.0	1	11	11	0	2	0	0

**SINGLE-GAME CAREER HIGHS**

- Tackles:** 11 at Seattle, 9/11/16
- Sacks:** 1 at Buffalo, 12/17/17
- Interceptions:** 2 twice, last: vs. New England, 12/11/17
- Passes Defended:** 5 vs. Denver, 12/3/17
- Forced Fumbles:** 1 vs. Cleveland, 9/25/16



## BEFORE THE NFL

### COLLEGE (FLORIDA ATLANTIC):

- 4-year letterman (2014-17) and 1-year starter.
- CAREER:** Played in 39 games with 16 starts; 463 carries for 2,424 yards (5.2 avg.) and 22 TDs; 10 receptions for 96 yards (9.6 avg.).
- SENIOR (2017):** Played in 12 games with 1 start; 112 carries for 740 yards (6.6 avg.) and 5 TDs.
- JUNIOR (2016):** Played in all 12 games with 10 starts; 168 carries for 833 yards (5.0 avg.) and 13 TDs; 5 receptions for 42 yards (8.4 avg.).
- Team's Co-Iron Man of the Year honoree.
- SOPHOMORE (2015):** Played in all 12 games with 5 starts; 133 carries for 598 yards (4.5 avg.) and 3 TDs; 5 receptions for 54 yards (10.8 avg.).

**TRUE FRESHMAN (2014):** Played in 3 games; 50 carries for 253 yards (5.1 avg.) and 1 TD.

### HIGH SCHOOL (CORAL GABLES SENIOR HS – CORAL GABLES, FLA.)

- 232 career carries for 1,567 yards (6.8 avg.) and 13 TDs.
  - Also participated in track and field.
- SENIOR (2013):**
- 3rd-team all-state.
  - 1st-team all-county.

## OFF THE FIELD

### PERSONAL:

- **MAJOR:** Business management with a minor in accounting.

BUDDY HOWELL'S COLLEGE STATS													
YEAR	TEAM	GP GS		RUSHING					RECEIVING				
				ATT	YDS	AVG	LG	TD	REC	YDS	AVG	LG	TD
2014	FAU	3	0	50	253	5.1	22	1	0	0	0.0	–	0
2015	FAU	12	5	133	598	4.5	30	3	5	54	10.8	19	0
2016	FAU	12	10	168	833	5.0	68	13	5	42	8.4	16	0
2017	FAU	12	1	112	740	6.6	60	5	0	0	0.0	–	0
NCAA TOTALS		39	16	463	2,424	5.2	68	22	10	96	9.6	19	0



45

MIKE  
HULL

LINEBACKER // 6-0 // 235 // PENN STATE '15

ACQUIRED: FA, '15

HOMETOWN: CANONSBURG, PA. // BORN: 5/25/91

NFL: THIRD SEASON // DOLPHINS: THIRD SEASON

## NFL CAREER

### TRANSACTIONS:

- Promoted to Miami's practice squad on Jan. 2, 2016.
- Signed to Miami's practice squad on Dec. 1, 2015.
- Waived by Miami on Nov. 28, 2015.
- Promoted from Miami's practice squad on Nov. 14, 2015.
- Signed to Miami's practice squad on Sept. 6, 2015.
- Waived by Miami on Sept. 5, 2015.
- Signed by Miami as an undrafted college free agent on May 8, 2015.

### CAREER HIGHLIGHTS:

- Played in 35 career games with 4 starts.
- 42 tackles (27 solo), 1 interception, 1 pass defended and 1 fumble recovery.
- 27 special teams tackles (19 solo).
- Has played in 33 consecutive games.
- Finished 3rd in the NFL with 18 special teams tackles in 2016.

### 2017 (MIAMI):

- Played in all 16 games with 3 starts.
- 26 tackles (19 solo) and 1 fumble recovery.
- 9 special teams tackles (8 solo).
- His 9 special teams tackles were tied for 2nd on the team.

### AT L.A. CHARGERS (9/17):

 10 tackles (7 solo).

- Started the season opener.
- His 10 tackles led the team.

### AT N.Y. JETS (9/24):

 6 tackles (2 solo) and 1 fumble recovery.

- Recovered an RB Elijah McGuire fumble at the 50-yard line in the 4th quarter.

### VS. BUFFALO (12/31):

 5 solo tackles.

### 2016 (MIAMI):

- Played in all 16 games with 1 start.
- 15 tackles (7 solo), 1 interception and 1 pass defended.
- 18 special teams tackles (11 solo).
- His 18 special teams tackles were 3rd in the NFL.

### VS. SAN FRANCISCO (11/27):

 4 special teams tackles.

### AT BALTIMORE (12/4):

 4 tackles (3 solo).

### VS. ARIZONA (12/11):

 8 tackles (2 solo), 1 interception and 1 pass defended.

- Made his first NFL start.
- Intercepted QB Carson Palmer, returning the ball 8 yards in the 1st quarter.

### POSTSEASON:

### AFC WILD CARD AT PITTSBURGH (1/8):

 1 special teams tackle.

### 2015 (MIAMI):

- Played in 3 games.
- Promoted from Miami's practice squad on Jan. 2, 2016.
- Spent most of the season on Miami's practice squad.
- 1 solo tackle.

### AT PHILADELPHIA (11/15):

 1 solo tackle.

- Made his NFL debut.

## BEFORE THE NFL

### COLLEGE (PENN STATE):

- 4-year letterman (2011-14) and 2-year starter.

### CAREER:

 Played in 48 games; 294 tackles (159 solo), 6.5 sacks, 2 interceptions, 13 passes defended, 2 forced fumbles and 1 fumble recovery; 2 blocked kicks and 1 punt return for 14 yards.

- His 294 career tackles were 6th on the school's career tackles list when he left.

### SENIOR (2014):

 Started all 13 games; 140 tackles (75 solo), 2 sacks, 1 interception, 4 passes defended and 1 forced fumble.

- His 140 tackles led the Big Ten.
- Team co-captain.
- 2nd-team All-American.
- Big Ten Butkus-Fitzgerald Linebacker of the Year.
- 1st-team All-Big Ten.

### JUNIOR (2013):

 Played in 10 games with 8 starts; 78 tackles (44 solo), 0.5 sacks, 2 passes defended and 1 forced fumble.

### SOPHOMORE (2012):

 Played in all 12 games with 1 start; 58 tackles (34 solo), 4 sacks, 1 interceptions, 5 passes defended, 1 fumble recovery; 1 blocked punt and 1 punt return for 14 yards.

- Played on all 4 punt and kickoff units.

### REDSHIRT FRESHMAN (2011):

 Played in all 13 games; 18 tackles (6 solo) and 2 passes defended; 1 blocked kick.

- Redshirted in 2010.

**HIGH SCHOOL (CANON-McMILLAN HS – CANONSBURG, PA.)**

- Played linebacker and running back.
- Also was a 3-year letterman and team captain in baseball, a 2-year letterman and team captain in wrestling and a member of the track and field team for 1 year.

**SENIOR (2009):** 97 tackles; 443 rushing yards and 7 TDs.

**JUNIOR (2008):** Rushed for more than 1,300 yards.

- Led the district in rushing.

**OFF THE FIELD**

**COMMUNITY:**

- Visited military troops overseas with the Armed Forces Entertainment group in 2018.

**PERSONAL:**

- Father, Tom Hull (1971-73), and uncle, John Hull (1970-71), were Penn State football letterman.
- Father, Tom Hull, was drafted by San Francisco and played for the 49ers (1974) and Green Bay (1975).
- Participated in the 2017 Miami Dolphins Business Combine.
- Enjoys fly fishing.
- **MAJOR:** Finance.

**MIKE HULL'S NFL REGULAR SEASON STATS**

YEAR	TEAM	GP	GS	TACKLES					YDS	INTERCEPTIONS					FUMBLES	
				TOT	SOLO	ASST	SK			INT	YDS	LG	TD	PD	FF	FR
2015	MIAMI	3	0	1	1	0	0.0	0.0	0	0	0	0	0	0	0	0
2016	MIAMI	16	1	15	7	8	0.0	0.0	1	8	8	0	1	0	0	0
2017	MIAMI	16	3	26	19	7	0.0	0.0	0	0	0	0	0	0	0	1
NFL TOTALS		35	4	42	27	15	0.0	0.0	1	8	8	0	1	0	0	1

**MIKE HULL'S NFL PLAYOFF STATS**

YEAR	TEAM	GP	GS	TACKLES					YDS	INTERCEPTIONS					FUMBLES	
				TOT	SOLO	ASST	SK			INT	YDS	LG	TD	PD	FF	FR
2016	MIAMI	1	0	0	0	0	0.0	0.0	0	0	0	0	0	0	0	0
NFL TOTALS		1	0	0	0	0	0.0	0.0	0	0	0	0	0	0	0	0


**ADDITIONAL STATS**

**Special Teams Tackles:** 18 in 2016 and 9 in 2017 for total of 27.

**SINGLE-GAME CAREER HIGHS**

**Tackles:** 10 at L.A. Chargers, 9/17/17  
**Special Teams** 4 vs. San Francisco, 11/27/16  
**Tackles:**  
**Passes Defensed:** 1 vs. Arizona, 12/11/16  
**Fumble Recoveries:** 1 at N.Y. Jets, 9/24/17





# 70

## JA'WAN JAMES

TACKLE // 6-6 // 312 // TENNESSEE '14  
 ACQUIRED: D1, '14  
 HOMETOWN: SUWANEE, GA. // BORN: 6/3/92  
 NFL: FIFTH SEASON // DOLPHINS: FIFTH SEASON

### NFL CAREER

#### TRANSACTIONS:

- 1st-round pick (19th overall) by Miami in the 2014 NFL draft.

#### CAREER HIGHLIGHTS:

- Started 47 games.
- Became the 8th rookie offensive lineman in team history to start all 16 games in a season when he did so in 2014.

#### 2017 (MIAMI):

- Started 8 games at right tackle.
- Missed 8 games after being placed on injured reserve on Nov. 11.

#### AT L.A. CHARGERS (9/17):

- Blocked for RB Jay Ajayi, who rushed for 122 yards, snapping the Chargers' streak of 17 straight games without allowing a 100-yard rusher.

#### AT ATLANTA (10/15):

- Protected QB Jay Cutler, who completed 19-of-33 passes (57.6 pct.) for 151 yards and 2 TDs.
- The o-line did not give up a sack.
- RB Jay Ajayi rushed for 130 yards.

#### VS. N.Y. JETS (10/22):

- Started at right tackle.
- Helped QB Matt Moore engineer the 5th 4th-quarter comeback of his career as Miami QBs combined to pass for 326 yards and 4 TDs.

#### 2016 (MIAMI):

- Started all 16 games at right tackle.
- Helped RB Jay Ajayi eclipse the 1,000-yard mark (1,272 rushing yards) for the 1st time in his career.
- Ajayi's 1,272 rushing yards were 3rd in Dolphins history.

#### VS. PITTSBURGH (10/16):

- Blocked for RB Jay Ajayi, who rushed for 204 yards for his first 100-yard effort.

#### VS. BUFFALO (10/23):

- Started at right tackle.
- Helped RB Jay Ajayi rush for 214 yards, his 2nd straight 200-yard game.

#### AT BUFFALO (12/24):

- Started at right tackle.
- Blocked for RB Jay Ajayi's 3rd 200-yard effort of the season, as he rushed 32 times for 206 yards in the victory.

#### POSTSEASON:

AFC WILD CARD AT PITTSBURGH (1/8): Started

at right tackle.

#### 2015 (MIAMI):

- Started 7 games at right tackle.
- Inactive for 9 games.
- Helped QB Ryan Tannehill throw for 4,208 yards, the 9th-best mark in the NFL.
- Allowed just 1.5 sacks on the season.

#### 2014 (MIAMI):

- Started all 16 games.
- Started 9 games at right tackle and 7 at left tackle.
- Became the 8th rookie offensive lineman in team history to start all 16 games in a season.
- Helped RB Lamar Miller top the 1,000-yard mark (1,099 rushing yards.) for the 1st time in his career.
- Protected QB Ryan Tannehill as he threw for 4,045 passing yards, the most by a Dolphins QB since 1994 (Dan Marino, 4,453).
- The offense had a 1,000-yard rusher and 4,000-yard passer in the same season for the 1st time.

#### HONORS:

- NFL.com's Midseason All-Rookie Team.

### BEFORE THE NFL

#### COLLEGE (TENNESSEE):

- 4-year starter (2010-13).

#### CAREER:

- Started all 49 games at right tackle.
- His 49 starts were the most in school history by an offensive lineman.

#### SENIOR (2013):

- Started all 12 games at right tackle.
- All-American honorable mention.
- 2nd-team All-SEC.
- Team captain.

#### JUNIOR (2012):

- Started all 12 games at right tackle.
- 1st-team All-SEC.

#### SOPHOMORE (2011):

- Started all 12 games at right tackle.
- 2nd-team All-SEC.

#### TRUE FRESHMAN (2010):

- Started all 13 games at right tackle.
- SEC All-Freshman Team.

#### HIGH SCHOOL (NORTH GWINNETT HS – SUWANEE, GA.)

SENIOR (2009): Helped his team to the state quarterfinals.

## OFF THE FIELD

### COMMUNITY:

- Participated in the Miami Dolphins "All-Community Team" program under the group name "Ja'Wuan's Zone Blockers," and purchased tickets, food vouchers, T-shirts and parking to each of the team's regular season home games and donated them to a charitable organization.

### PERSONAL:

- Participated in the Stephen Ross externship at Hard Rock Stadium during the 2017 offseason.
- Named after former NBA player and current Miami Heat assistant coach Juwan Howard.
- **PRONUNCIATION:** First name is pronounced JUH-wan.
- **MAJOR:** Arts and sciences.

## JA'WUAN JAMES' NFL REGULAR SEASON STATS

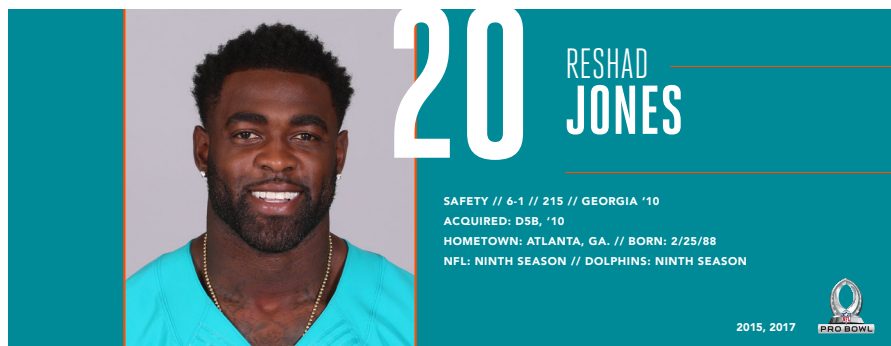
**GAMES/STARTS:** 2014: 16/16, 2015: 7/7, 2016: 16/16, 2017: 8/8

**NFL TOTALS:** 47/47

## JA'WUAN JAMES' NFL PLAYOFF STATS

**GAMES/STARTS:** 2016: 1/1

**PLAYOFF TOTALS:** 1/1



## NFL CAREER

### TRANSACTIONS:

- 5th-round pick (163rd overall) by Miami in the 2010 NFL draft.

### CAREER HONORS:

- 2017 Pro Bowl selection.
- Ike Taylor's Defensive Back of the Week (vs. Pittsburgh, 10/16/16).
- 2015 Pro Bowl selection.
- Co-recipient of the 2015 Dan Marino Team MVP Award (WR Jarvis Landry).
- No. 64 on the NFL Network Top 100 list in 2015.
- Peter King (MMQB) Defensive Player of the Week (vs. San Diego, 11/2/14).

### CAREER HIGHLIGHTS:

- Played in 110 career games with 96 starts.
- 664 tackles (514 solo), 10.5 sacks, 18 interceptions, 45 passes defended, 3 forced fumbles and 7 fumble recoveries; 3 interception returns for TDs; 2 fumble returns for TDs.
- 13 special teams tackles (11 solo).
- His 5 defensive TDs are the 2nd-most in Dolphins history:

### MOST DEFENSIVE TOUCHDOWNS IN DOLPHINS HISTORY

PLAYER	YEARS	DEF. TDs
1. Jason Taylor	1997-2007; 2009; 2011	9
2. <b>RESHAD JONES*</b>	<b>2010-17</b>	<b>5</b>
3. Dick Anderson	1968-77	4
Terrell Buckley	1995-99; 2003	4
Zach Thomas	1996-2007	4

\* active

- His 10.5 career sacks are 2nd in team history for most sacks among defensive backs:

### MOST CAREER SACKS BY A DOLPHINS DEFENSIVE BACK

PLAYER	YEARS	SACKS
1. Yeremiah Bell	2004-11	11.0
2. <b>RESHAD JONES*</b>	<b>2010-17</b>	<b>10.5</b>
3. Patrick Surtain	1998-2004	6.5
4. Liffort Hobley	1987-93	6.0
5. Jerry Wilson	1996-2000	5.5

\* active

- His 122 tackles in 2017 led all NFL safeties and ranked No. 6 in the AFC and No. 12 in the NFL among all players:

### 2017 NFL TACKLE LEADERS (SAFETIES)

PLAYER	TEAM	TOTAL	SOLO	ASST
1. <b>RESHAD JONES</b>	<b>MIAMI</b>	<b>122</b>	<b>94</b>	<b>28</b>
2. Keanu Neal	Atlanta	113	81	32
3. Landon Collins	N.Y. Giants	99	74	25
4. Jahleel Addae	L.A. Chargers	96	66	30
5. Matthias Farley	Indianapolis	95	58	37
Jordan Poyer	Buffalo	95	63	32

- Was the only NFL player to have 2 fumble recoveries for TDs in 2017.
- Voted by teammates to be a season-long captain in 2016.
- His 135 tackles led all NFL defensive backs in 2015:

### 2015 NFL TACKLE LEADERS (DEFENSIVE BACKS)

PLAYER	TEAM	TOTAL	SOLO	ASST
1. <b>RESHAD JONES</b>	<b>MIAMI</b>	<b>135</b>	<b>106</b>	<b>29</b>
2. Corey Graham	Buffalo	122	91	31
3. Mark Barron	St. Louis	113	76	37
Barry Church	Dallas	113	75	38
5. Deone Bucannon	Arizona	109	90	19

- Became 1st player in team history to record at least 100 tackles, 4 interceptions and 2 sacks in a season when he did so in 2015.
- His 5 interceptions in 2015 were the most by a Dolphins safety in a single season since 2002 (Brock Marion).
- Became the 1st player in team history to record an interception for a TD in consecutive games (at Tennessee, 10/18/15 and vs. Houston, 10/25/15).

### 2017 (MIAMI):

- Started all 16 games.
- 122 tackles (94 solo), 1.5 sacks, 2 interceptions, 5 passes defended and 3 fumble recoveries; 2 fumble recovery TDs.
- His 122 tackles led all NFL safeties and ranked No. 6 in the AFC and No. 12 in the NFL among all players.
- Was the only NFL player to have 2 fumble recoveries for TDs.

### VS. TENNESSEE (10/8):

- 7 tackles (6 solo), 0.5 sacks and 2 fumble recoveries.
- Recovered a QB Matt Cassel fumble that was forced by LB Kiko Alonso and returned it 38 yards for a TD to put Miami up 10-0 in the 1st quarter.
- It was his 1st career fumble recovery for a TD.
- Also recovered a RB DeMarco Murray fumble

that was forced by DT Davon Godchaux in the 1st quarter.

- Split a sack with DE Cameron Wake for a loss of 9 yards on 3rd-and-9, forcing Tennessee to punt in the 3rd quarter.

**AT ATLANTA (10/15):** 7 tackles (5 solo), 1 interception and 1 pass defended.

- Intercepted a QB Matt Ryan pass intended for TE Austin Hooper with 47 seconds remaining to seal the game for Miami.
- Also served as a game captain.

**AT NEW ENGLAND (11/26):** 13 tackles (10 solo) and 1 fumble recovery.

- Returned a fumble 14 yards for a 2nd quarter TD after a premature snap by the Patriots.
- It was the 5th defensive TD of Jones' career and his 2nd of the season.

#### **PRO BOWL:**

- Selected to start the Pro Bowl for the 2nd time in his career.
- Extended the team's streak to 20 consecutive seasons with a defensive player selected.
- Became the 4th Dolphins safety to earn multiple Pro Bowl selections, joining Jake Scott (5 times; 1971-75), Dick Anderson (3; 1972-74) and Brock Marion (3; 2000, 2003-04).

#### **2016 (MIAMI):**

- Started 6 games.
- Missed 10 games after being placed on injured reserve on Oct. 19.
- 51 tackles (31 solo), 0.5 sacks, 1 interception and 4 passes defended.
- Voted by teammates to be a season-long captain.

**AT SEATTLE (9/11):** 12 tackles (6 solo) and 1 pass defended.

**VS. CLEVELAND (9/25):** 10 tackles (9 solo), 0.5 sacks and 1 pass defended.

- Split a sack of QB Cody Kessler with DT Ndamukong Suh for a loss of 0.5 yards.

**VS. PITTSBURGH (10/16):** 5 tackles (4 solo), 1 interception and 1 pass defended.

- Intercepted a QB Ben Roethlisberger pass, returning it 17 yards.

#### **HONORS:**

- Ike Taylor's Defensive Back of the Week (vs. Pittsburgh, 10/16)

#### **2015 (MIAMI):**

- Started all 16 games.
- 135 tackles (106 solo), 2 sacks, 5 interceptions, 10 passes defended and 1 fumble recovery; 2 interception returns for TDs.
- Became 1st player in team history to record at least 100 tackles, 4 interceptions and 2 sacks in a season.
- His 5 interceptions were the most by a Dolphins safety in a single season since 2002 (Brock Marion).
- His 135 tackles led all NFL defensive backs.
- Became the 1st player in team history to record an interception for a TD in consecutive games (at Tennessee, 10/18 and vs. Houston, 10/25).

**AT JACKSONVILLE (9/20):** 11 tackles (8 solo).

- Along with LB Jelani Jenkins, recorded double-

digit tackles for the 2nd consecutive week, which marked the 1st time a Dolphins player recorded double-digit tackles in the first 2 weeks of the season since LB Zach Thomas in 2007.

**AT TENNESSEE (10/18):** 8 tackles (5 solo) and 1 interception.

- His 30-yard interception return for a TD in the 3rd quarter was the 2nd score of his NFL career.

**VS. HOUSTON (10/25):** 8 solo tackles and 1 interception.

- Returned an interception of QB Brian Hoyer 23 yards for a TD in the 2nd quarter.
- Became 1st player in team history to record an interception return for a TD in consecutive games.

#### **PRO BOWL:**

- Earned his 1st Pro Bowl selection and was chosen to start the game.
- Joined CB Brent Grimes on the roster and marked the 1st time since following the 2003 season (CB Patrick Surtain and S Brock Marion) the Dolphins had two defensive backs selected to the Pro Bowl in the same season.
- Became the 1st Dolphins safety to earn a Pro Bowl selection since S Jeremiah Bell following the 2009 season.
- Became the 6th safety in team history to go to the Pro Bowl.

#### **HONORS:**

- Co-recipient of the Dan Marino Team MVP Award (WR Jarvis Landry).
- No. 64 on the NFL Network Top 100 list.

#### **2014 (MIAMI):**

- Started 12 games.
- Missed the first 4 games due to suspension.
- 79 tackles (70 solo), 7 passes defended, 3 interceptions, 1 sack and 1 forced fumble.

**AT CHICAGO (10/19):** 7 solo tackles, 1 interception and 2 passes defended.

- Intercepted QB Jay Cutler and returned it 50 yards in the 2nd quarter.

**VS. SAN DIEGO (11/2):** 5 solo tackles and 1 interception.

- Intercepted QB Philip Rivers and returned it 16 yards in the 2nd quarter.

**AT N.Y. JETS (12/1):** 10 tackles (9 solo) and 1 interception.

- Intercepted QB Geno Smith near midfield to end a Jets comeback attempt on their final snap of the game.

#### **HONORS:**

- Peter King (MMQB) Defensive Player of the Week (vs. San Diego, 11/2).

#### **2013 (MIAMI):**

- Started all 16 games.
- 107 tackles (84 solo), 1.5 sacks, 1 interception and 4 passes defended; 1 interception return for a TD.

**AT INDIANAPOLIS (9/15):** 9 tackles (6 solo) and 0.5 sacks.

**VS. BALTIMORE (10/6):** 3 solo tackles and 1 interception.

- Intercepted QB Joe Flacco and returned it 25 yards for the 1st TD of his career.

- It was the 1st interception return for a TD by a Dolphins safety since Brock Marion on Jan. 6, 2002.

**VS. BUFFALO (10/20):** 10 tackles (9 solo) and 1 sack.

#### 2012 (MIAMI):

- Started all 16 games.
- 95 tackles (74 solo), 1 sack, 4 interceptions, 9 passes defended, 2 forced fumbles and 2 fumble recoveries.

**VS. OAKLAND (9/18):** 3 solo tackles and 1 interception.

- Intercepted QB Carson Palmer and returned it 8 yards.

**AT CINCINNATI (10/7):** 7 tackles (3 solo) and 1 interception.

- Intercepted QB Andy Dalton at midfield with 1:30 left in the game to secure the win.

**VS. BUFFALO (12/23):** 2 solo tackles, 1 interception and 2 fumble recoveries.

- Recovered a WR Steve Johnson fumble and returned it 24 yards, which led to a Dolphins TD in the 1st quarter.
- Recovered a fumble by QB Ryan Fitzpatrick in the 3rd quarter.
- Intercepted QB Ryan Fitzpatrick on Buffalo's final snap of the game, sealing the victory.

#### 2011 (MIAMI):

- Played in 15 games with 12 starts.
- Inactive for 1 game.
- 62 tackles (45 solo), 2 sacks, 1 interception and 4 passes defended.
- 5 special teams tackles (4 solo).

**VS. NEW ENGLAND (9/12):** 12 tackles (8 solo) and 1 pass defended.

- Led the team in tackles.

**VS. HOUSTON (9/18):** 6 tackles (4 solo) and 1 sack.

- Sacked QB Matt Schaub for a 10-yard loss.

**AT BUFFALO (12/18):** 5 tackles (4 solo) and 1 interception.

- Intercepted QB Ryan Fitzpatrick and returned it 1 yard.

#### 2010 (MIAMI):

- Played in 13 games with 2 starts.
- Inactive for 3 games.
- 14 tackles (11 solo), 1 sack, 1 interception and 2 passes defended.
- 7 solo special teams tackles and 1 special teams fumble recovery.

**AT BUFFALO (9/12):** Played but did not record any stats.

- Made his NFL debut.

**VS. TENNESSEE (10/14):** 2 solo tackles, 1 sack and 1 interception.

- Sacked QB Vince Young for a 10-yard loss for his 1st career sack.
- Reeled in his 1st career interception when he picked off Young in the end zone for a touchback with 3:28 left to seal the victory.

**VS. CHICAGO (11/18):** 5 tackles (4 solo).

- Made his 1st NFL start.

## BEFORE THE NFL

### COLLEGE (GEORGIA):

- 3-year letterman (2007-09) and 2-year starter.

**CAREER:** Played in 39 games with 27 starts; 206 tackles (129 solo), 11 interceptions and 22 passes defended.

- Became the 8th player in school history since 1950 to lead the team in interceptions in consecutive seasons.

**JUNIOR (2009):** Started all 13 games; 73 tackles (44 solo), 4 interceptions, 11 passes defended and 1 forced fumble.

- His 4 interceptions led the team.
- 2nd-team All-SEC.
- Won school's Most Improved Player Award.

**SOPHOMORE (2008):** Played in all 13 games with 12 starts; 76 tackles (45 solo), 5 interceptions, 8 passes defended and 1 fumble recovery; 2 punt returns for 38 yards (19.0 avg.)

- His 5 interceptions led the team and were tied for 4th in the SEC.
- 2nd-team All-SEC.
- 2nd-team Sophomore All-American.
- Won school's Most Improved Defensive Back Award.

**REDSHIRT FRESHMAN (2007):** Played in all 13 games with 2 starts; 57 tackles (40 solo), 2 interceptions and 3 passes defended.

- Won the school's Most Improved Defensive Back Award.
- Redshirted in 2006.

### HIGH SCHOOL (BOOKER T. WASHINGTON HS – ATLANTA, GA.)

- Played safety, running back and wide receiver.
- Also lettered in track and basketball.

**SENIOR (2005):** 82 tackles and 2 interceptions; Scored 15 TDs on offense.

- All-state.
- Georgia Defensive Player of the Year.

**JUNIOR (2004):** 71 tackles and 10 interceptions.

## OFF THE FIELD

### COMMUNITY:

- Participated in numerous team events, such as the Miami Dolphins Foundation Fishing Tournament, Kids and Fins Publix Shopping Spree, and taking local students to Dave & Buster's.
- Purchased game tickets and donated them to local charities.
- Donated money to help purchase toys and meals for families for the holidays.
- Participated in the Dolphins Cancer Challenge Celebrity Golf Tournament in April 2017.

### PERSONAL:

- Participated in the 3-day Stephen Ross externship in New York in July 2016.
- **MAJOR:** Housing.

## RESHAD JONES' NFL REGULAR SEASON STATS

YEAR	TEAM	GP	GS	TACKLES					INTERCEPTIONS					FUMBLES	
				TOT	SOLO	ASST	SK	YDS	INT	YDS	LG	TD	PD	FF	FR
2010	MIAMI	13	2	14	11	3	1.0	10.0	1	0	0	0	2	0	1
2011	MIAMI	15	12	62	45	17	2.0	14.0	1	1	1	0	4	0	0
2012	MIAMI	16	16	94	73	21	1.0	5.0	4	28	15	0	9	2	2
2013	MIAMI	16	16	107	84	23	1.5	9.0	1	25	25t	1	4	0	0
2014	MIAMI	12	12	79	70	9	1.0	8.0	3	62	50	0	7	1	0
2015	MIAMI	16	16	135	106	29	2.0	13.0	5	104	42	2	10	0	1
2016	MIAMI	6	6	51	31	20	0.5	0.5	1	17	17	0	4	0	0
2017	MIAMI	16	16	122	94	28	1.5	4.5	2	15	15	0	5	0	3
NFL TOTALS		110	96	664	514	150	10.5	64.0	18	252	50	3	45	3	7

### ADDITIONAL STATS

**Special Teams Tackles:** 7 in 2010, 5 in 2011, 1 in 2014 for total of 13.

**Punt Returns:** 1 for 0 yards in 2012.

**Kickoff Returns:** 2 for 43 yards in 2015.

**Defensive Touchdowns:** 25-yard interception return vs. Baltimore (10/6/13); 30-yard interception return at Tennessee (10/18/15); 23-yard interception return vs. Houston (10/25/15); 39-yard fumble return vs. Tennessee (10/8/17); 14-yard fumble return at New England (11/26/17) for total of 5.

### SINGLE-GAME CAREER HIGHS

**Tackles:** 15 at Kansas City, 12/24/16  
**Sacks:** 1 9 times, last: vs. Buffalo, 12/31/17  
**Interceptions:** 1 18 times, last: vs. Oakland, 11/5/17  
**Passes Defensed:** 2 4 times, last: vs. Houston, 10/25/15  
**Forced Fumbles:** 1 3 times, last: vs. N.Y. Jets, 12/28/14  
**Fumble Recoveries:** 2 twice, last: vs. Tennessee, 10/18/17



5

GREG  
JOSEPH

KICKER // 6-1 // 214 // FLORIDA ATLANTIC '18  
ACQUIRED: FA, '18  
HOMETOWN: JOHANNESBURG, SOUTH AFRICA // BORN: 8/4/94  
NFL: ROOKIE SEASON // DOLPHINS: ROOKIE SEASON

BEFORE THE NFL

COLLEGE (FLORIDA ATLANTIC):

- 4-year letterman (2014-17).
- CAREER:** Played in 50 games; 57-of-82 field goals (69.5 pct.) and 165-of-170 PATs (97.1 pct.).
- Finished his career as the school's all-time leader in scoring (336), field goals (57) and PATs (165).
- SENIOR (2017):** Played in all 14 games; 15-of-21 field goals (71.4 pct.) and 64-of-68 PATs (94.1 pct.).
- All-Conference USA honorable mention.
- JUNIOR (2016):** Played in all 12 games; 10-of-14 field goals (71.4 pct.) and 39-of-39 PATs (100.0 pct.).
- All-Conference USA honorable mention.
- SOPHOMORE (2015):** Played in all 12 games; 18-of-27 field goals (66.7 pct.) and 28-of-28 PATs (100.0 pct.).
- REDSHIRT FRESHMAN (2014):** Played in all 12

games; 14-of-20 field goals (70.0 pct.) and 34-of-35 PATs (97.1 pct.).

- Redshirted in 2013.

HIGH SCHOOL (AMERICAN HERITAGE  
DELRAY – DELRAY BEACH, FLA.)

- Also played soccer, where he earned all-county and all-state honors.
- SENIOR (2012):** 11-of-14 field goals (78.6 pct.).
- All-American.
  - All-state.
  - All-county.


OFF THE FIELD

PERSONAL:

- **MAJOR:** Exercise science and health promotion with a master's degree in business administration and concentration in health administration.

GREG JOSEPH'S COLLEGE STATS

YEAR	TEAM	GP	FGM	FGA	PCT	LG	XPM	XPA	PCT	PTS
2014	FAU	12	14	20	70.0	43	34	35	97.1	76
2015	FAU	12	18	27	66.7	48	28	28	100.0	82
2016	FAU	12	10	14	71.4	50	39	39	100.0	69
2017	FAU	14	15	21	71.4	54	64	68	94.1	109
NCAA TOTALS		50	57	82	69.5	54	165	170	97.1	336



73

ROUBBENS  
JOSEPH

TACKLE // 6-4 // 325 // BUFFALO '17  
ACQUIRED: FA, '18  
HOMETOWN: SPRINGFIELD, MASS. // BORN: 12/21/94  
NFL: FIRST SEASON // DOLPHINS: FIRST SEASON

## NFL CAREER

### TRANSACTIONS:

- Signed by Miami on April 4, 2018.
- Waived by Baltimore on Sept. 1, 2017.
- Signed by Baltimore as an undrafted college free agent on May 15, 2017.

### 2017 (BALTIMORE):

- Spent training camp and the offseason with Baltimore.

## BEFORE THE NFL

### COLLEGE (BUFFALO):

- 2-year letterman (2015-16) and 1-year starter.
- Transferred from Hudson Valley Community College following his sophomore season (2014).

**CAREER (AT BUFFALO):** Played in 20 games with 15 starts.

**SENIOR (2016 AT BUFFALO):** Started all 12 games at left tackle.

**JUNIOR (2015 AT BUFFALO):** Played in 8 games with 3 starts.

**SOPHOMORE (2014 AT HUDSON VALLEY CC):** Started all 10 games.

**TRUE FRESHMAN (2013 AT HUDSON VALLEY CC):** Played in 2 games.

### HIGH SCHOOL (COMMERCE HS – SPRINGFIELD, MASS.)

#### SENIOR (2012):

- All-League.
- All-Western Massachusetts.

## OFF THE FIELD

### COMMUNITY:

- Fed the homeless in Baltimore in 2017.

### PERSONAL:

- **MAJOR:** Sociology.





67

DANIEL  
KILGORE

CENTER // 6-3 // 291 // APPALACHIAN STATE '08

ACQUIRED: T, '18 (SF)

HOMETOWN: KINGSFORT, TENN. // BORN: 12/18/87

NFL: EIGHTH SEASON // DOLPHINS: FIRST SEASON

## NFL CAREER

### TRANSACTIONS:

- Traded from San Francisco to Miami on March 15, 2018.
- 5th-round pick (163rd overall) by San Francisco in the 2011 NFL draft.

### CAREER HONORS:

- 2012 Madden Most Valuable Protectors Award, recognizing the best offensive line in the NFL.

### CAREER HIGHLIGHTS:

- Played in 74 career games with 39 starts.
- Has allowed just 7.75 sacks and flagged for only 9 penalties.
- Appeared in 6 postseason games and participated in 2 NFC Championship contests.
- Played in Super Bowl XLVII with San Francisco at the end of the 2012 season.

### 2017 (SAN FRANCISCO):

- Started all 16 games at center.
- Committed just 4 penalties.
- Helped San Francisco win 5 consecutive games and 6 of their last 7 contests to finish the season.
- Did not allow a sack and was flagged just once during that 7-game span.

### AT SEATTLE (9/17):

 Started at center.

- Blocked for a rushing attack that totaled 159 yards on 19 carries (8.37 avg.), the 3rd-highest average against the Seahawks all-time and the 6th highest single-game average in 49ers history.

### VS. N.Y. GIANTS (11/12):

 Started at center.

- Helped the offense total a season-high 474 yards in the 31-21 victory.

### VS. JACKSONVILLE (12/24):

 Started at center.

- Helped the team score a season-high 44 points and win their 4th straight game.

### 2016 (SAN FRANCISCO):

- Started 13 games at center.
- Missed the final 3 games of the season after being placed on injured reserve on Dec. 13.
- Allowed just 1.5 sacks and was flagged only 3 times.

### VS. N.Y. JETS (12/11):

 Started at center.

- Helped the offense total 248 rushing yards, the most by the 49ers in a game since Dec. 20, 2014

vs. San Diego (355).

- Averaged 9.2 yards per carry, which was the 2nd-highest single-game average in 49ers history.

### 2015 (SAN FRANCISCO):

- Played in 5 games with 3 starts at center.
- Missed the first 11 games of the season after he was placed on the physically unable to perform list on Aug. 31 and activated on Dec. 5.
- Allowed 0.75 sacks and was not flagged for any penalties.

### 2014 (SAN FRANCISCO):

- Started 7 games at center.
- Missed the rest of the season after being placed on injured reserve on Oct. 25.
- Allowed just 1 sack and did not commit any penalties.

### AT DALLAS (9/7):

 Started at center.

- Made his 1st career start.

### 2013 (SAN FRANCISCO):

- Played in all 16 games.
- Did not allow a sack or commit any penalties.

### POSTSEASON:

**NFC WILD CARD AT GREEN BAY (1/5):** Played but did not record any stats.**NFC DIVISIONAL AT CAROLINA (1/12):** Played but did not record any stats.**NFC CHAMPIONSHIP AT SEATTLE (1/19):** Played but did not record any stats.

### 2012 (SAN FRANCISCO):

- Played in all 16 games.
- Did not allow a sack and was flagged for just 2 penalties.

### POSTSEASON:

**NFC DIVISIONAL VS. GREEN BAY (1/12):** Played but did not record any stats.**NFC CHAMPIONSHIP AT ATLANTA (1/20):** Played but did not record any stats.**SUPER BOWL XLVII VS. BALTIMORE (2/3):** Played but did not record any stats.

### HONORS:

- Madden Most Valuable Protectors Award, recognizing the best offensive line in the NFL.

### 2011 (SAN FRANCISCO):

- Played in 1 game.

- Inactive for 14 games.
- Dressed but did not play 1 game.

**VS. PITTSBURGH (12/19):** Played but did not record any stats.

- Made his NFL debut.

## BEFORE THE NFL

**COLLEGE (APPALACHIAN STATE):**

- 4-year letterman (2007-10) and 2-year starter.

**CAREER:** Played in 48 games with 29 starts.

- Started 16 games at right guard and 13 at left tackle.

**SENIOR (2010):** Started all 13 games at left tackle.

- College Sports News All-American.

- 1st-team All-Southern Conference

**JUNIOR (2009):** Played in 12 games.

**SOPHOMORE (2008):** Started all 14 games at right guard.

**REDSHIRT FRESHMAN (2007):** Played in 9 games with 2 starts at right guard.

- Also saw action at tight end.
- Helped his school win the FCS national championship.
- Redshirted in 2006.

**HIGH SCHOOL (DOBYNS-BENNETT HS – KINGSFORT, TENN.)**

- 3-year starter at center.

- Also played baseball, basketball, wrestling and threw shot put.

**SENIOR (2005):**

- 1st-team all-state.

## OFF THE FIELD

**COMMUNITY:**

- Has participated in several 49ers charitable events, such as a breast cancer fashion show and elementary school visits.
- Sponsored the Tribe Games for each of the past 5 years in his hometown of Kingsport, Tenn., which is a series of athletic competitions for special needs kids.
- Coached youth football on the weekends while in San Francisco.

**PERSONAL:**

- Served as a student-teacher at Hardin Park Elementary School in Boone, N.C. working with special-education students in adaptive physical education classes.
- Aspires to be a coach and special-education teacher following his NFL career.
- **MAJOR:** Physical education and adaptive physical education.

## DANIEL KILGORE'S NFL REGULAR SEASON STATS

**GAMES/STARTS:** 2011: 1/0, 2012: 16/0, 2013: 16/0, 2014: 7/7, 2015: 5/3, 2016: 13/13, 2017: 16/16 **NFL TOTALS: 74/39**

## DANIEL KILGORE'S NFL PLAYOFF STATS

**GAMES/STARTS:** 2012: 3/0, 2013: 3/0 **PLAYOFF TOTALS: 6/0**



## NFL CAREER

### TRANSACTIONS:

- Signed by Miami on Aug. 6, 2018.
- Waived by the N.Y. Jets on April 13, 2018.
- Signed by the N.Y. Jets on Jan. 10, 2018.
- Signed to Baltimore's practice squad on Sept. 19, 2017.
- Waived by Baltimore on Sept. 16, 2017.
- Signed by Baltimore on Sept. 14, 2017.
- Signed to Baltimore's practice squad on Sept. 4, 2017.
- Waived by Chicago on Sept. 3, 2017.
- 4th-round pick (106th overall) by Chicago in the 2015 NFL draft.

### CAREER HIGHLIGHTS:

- Played in 28 career games with 5 starts.
- 210 carries for 737 yards (3.5 avg.) and 10 TDs.
- 41 receptions for 421 yards (10.3 avg.) and 1 TD.

### 2016 (CHICAGO):

- Played in 12 games with 3 starts.
- 62 carries for 200 yards (3.2 avg.) and 4 TDs; 19 receptions for 142 yards (7.5 avg.).
- Was the only player on the team to record rushing TDs in back-to-back games.
- His 200 yards and 4 rushing touchdowns were second on the team.

**AT HOUSTON (9/11):** 17 carries for 57 yards (3.4 avg.) and 1 TD; 2 receptions for 6 yards (3.0 avg.)

- Recorded a season-high in both carries and rushing yards.

- His 1-yard score was Chicago's first TD of the season.

**VS. PHILADELPHIA (9/19):** 11 carries for 28 yards (2.5 avg.) and 1 TD.

**AT DALLAS (9/25):** 3 carries for 31 yards (10.3 avg.); 2 receptions for 15 yards (7.5 avg.).

- Recorded a season-long 23-yard run.

**AT N.Y. GIANTS (11/20):** 6 carries for 8 yards (1.3 avg.) and 1 TD; 3 receptions for 30 yards (10.0 avg.).

**VS. WASHINGTON (12/14):** 7 carries for 19 yards (2.7 avg.) and 1 TD.

- Scored his 10th-career rushing TD.

**AT MINNESOTA (1/1/17):** 10 carries for 26 yards (2.6 avg.); 3 receptions for 41 yards (13.7 avg.).

- His 41 receiving yards were a season-high.
- Recorded a season-long 19-yard reception.

### 2015 (CHICAGO):

- Played in all 16 games with 2 starts.
- 148 carries for 537 yards (3.6 avg.) and 6 TDs; 22 receptions for 279 yards (12.7 avg.) and 1 TD; 1 special teams tackle.
- His 6 rushing TDs led the team despite starting just 2 games.
- Ranked 5th in receiving yards and total TDs among rookie running backs.
- Had 3 games with 70+ rushing yards.
- Averaged 4+ yards per carry in 6 games.

**VS. ARIZONA (9/20):** 6 carries for 21 yards (3.5 avg.) and 1 TD.

- Scored his first NFL TD.

**AT SAN DIEGO (11/9):** 18 carries for 72 yards (4.0 avg.) and 1 TD; 3 receptions for 70 yards (23.3 avg.).

- Converted a 2-point conversion with under 4 minutes remaining to increase Chicago's lead to 3.

- Recorded a 31-yard reception.

**AT ST. LOUIS (11/15):** 20 carries for 73 yards (3.7 avg.) and 1 TD; 7 receptions for 109 yards (15.6 avg.) and 1 TD.

- Became the third player in team history with 100 receiving yards, 1 receiving TD and 1 rushing TD in a single game.

- His 109 receiving yards were a career-high.

- Had a 83-yard TD reception in the second quarter.

- Marked the second-longest TD reception by a Chicago running back in team history.

- First multi-TD game of his career.

- Led the team in both rushing and receiving yards.

**AT GREEN BAY (11/26):** 12 carries for 48 yards (4.0 avg.) and 1 TD.

- Fourth consecutive game with a rushing TD.

**AT TAMPA BAY (12/27):** 19 carries for 83 yards (4.4 avg.).

- His 83 rushing yards were a career-high.

## BEFORE THE NFL

### COLLEGE (MICHIGAN STATE):

- 4-year letterman (2011-14) and 2-year starter.

**CAREER:** Played in 49 games with 27 starts; 577 carries for 2,967 yards (5.1 avg.) and 40 TDs; 39 receptions for 219 yards (5.6 avg.) and 1 TD; 5 tackles (3 solo), 1 sack and 1 fumble recovery.

- Finished his career ranked 2nd in rushing TDs

and 8th in rushing yards.

- Started 27 straight games at running back to finish his career.
- His 18 career 100-yard games are the 3rd-most in school history.
- Rushed for 100+ yards in 15 straight Big Ten games to finish his career, which was a school record and the longest regular-season conference streak in FBS since at least 1996.

**SENIOR (2014):** Started all 13 games; 276 carries for 1,522 yards (5.5 avg.) and 22 TDs; 11 receptions for 62 yards (5.6 avg.).

- Tied Michigan State's single-season record with 22 rushing TDs.
- His 10 100+ yard rushing games ranked 2nd in program history.
- His 1,522 rushing yards were 5th in school history.
- Honorable mention All-Big Ten.

**JUNIOR (2013):** Started all 14 games; 292 carries for 1,422 yards (4.9 avg.) and 18 TDs; 28 receptions for 157 yards (5.6 avg.) and 1 TD.

- Posted 8 games with 100+ rushing yards.
- Led the Big Ten with 18 rushing TDs and 292 carries.
- His 18 rushing TDs were 8th in FBS.
- Honorable mention All-Big Ten.

**SOPHOMORE (2012):** Played in 9 games; 9 carries for 23 yards (2.6 avg.).

- Transitioned from cornerback to wide receiver during the spring.
- Transitioned from wide receiver to running back in the regular season.

**REDSHIRT FRESHMAN (2011):** Played in 13 games; 5 tackles (3 solo), 1 sack and 1 fumble recovery.

- Transitioned from running back to cornerback in the preseason.
- Returned a fumble for a 37-yard TD.
- Redshirted in 2010.

## HIGH SCHOOL (JOHN GLENN HS – WAYNE, MICH.)

- Played running back and safety.

**SENIOR (2009):** 205 carries for 1,932 yards (9.4 avg.) and 24 TDs; 53 tackles and 2 interceptions.

- All-state.

## OFF THE FIELD

### PERSONAL:

- **MAJOR:** Sociology.

## JEREMY LANGFORD'S NFL REGULAR SEASON STATS

YEAR	TEAM	GP	GS	RUSHING				RECEIVING			
				ATT	YDS	AVG	LG	TD	REC	YDS	AVG
2015	CHICAGO	16	2	148	537	3.6	23	6	22	279	12.7
2016	CHICAGO	12	3	62	200	3.2	23	4	19	142	7.5
NFL TOTALS		28	5	210	737	3.5	23	10	41	421	10.3

### ADDITIONAL STATS

Special Teams Tackles: 1 in 2015

Miscellaneous Tackles: 2 in 2016.

### SINGLE-GAME CAREER HIGHS

<b>Rushes:</b>	20	at St. Louis, 11/15/15
<b>Rushing Yards:</b>	83	at Tampa Bay, 12/27/15
<b>Longest Rush:</b>	23	at St. Louis, 11/15/15
<b>Rushing TDs:</b>	1	10 times, last: at Buffalo, 12/17/17
<b>Receptions:</b>	6	Twice, last: vs. Washington, 12/24/16
<b>Receiving Yards:</b>	109	at St. Louis, 11/15/15
<b>Longest Reception:</b>	83t	at St. Louis, 11/15/15
<b>Receiving TDs:</b>	1	at St. Louis, 11/15/15

### 2015 GAME-BY-GAME STATS (CHICAGO)

DATE	OPPONENT	P/S	ATT	YDS	AVG	LG	TD
09/13	GREEN BAY	1/0	1	1	1.0	1	0
09/20	ARIZONA	1/0	6	21	3.5	6	1
09/27	at Seattle	1/1	0	0	-	-	0
10/04	OAKLAND	1/0	1	4	4.0	4	0
10/11	at Kansas City	1/0	2	-2	-1.0	0	0
10/18	at Detroit	1/0	5	10	2.0	6	1
11/01	MINNESOTA	1/0	12	46	3.8	9	0
11/09	at San Diego	1/0	18	72	4.0	16	1
11/15	at St. Louis	1/1	20	73	3.7	23	1
11/22	DENVER	1/1	13	25	1.9	5	1
11/26	at Green Bay	1/0	12	48	4.0	14	1
12/06	SAN FRANCISCO	1/0	12	59	4.9	14	0
12/13	WASHINGTON	1/0	11	37	3.4	9	0
12/20	at Minnesota	1/0	11	46	4.2	10	0
12/27	at Tampa Bay	1/0	19	83	4.4	11	0
01/03	DETROIT	1/0	5	14	2.8	4	0
2015 TOTALS		16/2	148	537	3.6	23	6

2016 GAME-BY-GAME STATS (CHICAGO)

DATE	OPPONENT	P/S	ATT	YDS	AVG	LG	TD
09/11	at Houston	1/1	17	57	3.4	15	1
09/19	PHILADELPHIA	1/1	11	28	2.5	16	1
09/25	at Dallas	1/0	3	31	10.3	23	0
10/02	DETROIT		INACTIVE				
10/09	at Indianapolis		INACTIVE				
10/16	JACKSONVILLE		INACTIVE				
10/20	at Green Bay		INACTIVE				
10/31	MINNESOTA	1/0	0	0	-	-	0
11/13	at Tampa Bay	1/0	2	16	8.0	13	0
11/20	at N.Y. Giants	1/0	6	8	1.3	6	1
11/27	TENNESSEE	1/0	1	5	5.0	5	0
12/04	SAN FRANCISCO	1/0	1	2	2.0	2	0
12/11	at Detroit	1/0	3	4	1.3	3	0
12/18	GREEN BAY	1/0	1	4	4.0	4	0
11/24	WASHINGTON	1/1	7	19	2.7	5	1
01/01	at Minnesota	1/1	10	26	2.6	5	0
2016 TOTALS		12/2	62	200	3.2	23	4



## NFL CAREER

### TRANSACTIONS:

- Signed by Miami as an unrestricted free agent from Chicago on March 10, 2017.
- Signed by Chicago as an unrestricted free agent from Arizona on March 31, 2016.
- Signed by Arizona as an unrestricted free agent from Tampa Bay on March 12, 2014.
- Awarded off waivers to Tampa Bay on Sept. 5, 2010.
- Waived by New England on Sept. 4, 2010.
- 6th-round pick (205th overall) by New England in the 2010 NFL draft.

### CAREER HIGHLIGHTS:

- Played in 110 career games with 73 starts.

### 2017 (MIAMI):

- Started 8 games at left guard.
- Inactive for 1 game.
- Missed 7 games after being placed on injured reserve on Sept. 4 and activated on Nov. 4.
- 1 miscellaneous tackle.

### AT CAROLINA (11/13):

- Made Dolphins debut.

### VS. DENVER (12/3):

- Blocked for RB Kenyan Drake, who rushed 23 times for 120 yards (5.2 avg.) and 1 TD.
- It was the 1st 100-yard rushing game of Drake's career.

### VS. NEW ENGLAND (12/11):

- Blocked for RB Kenyan Drake, who rushed 25 times for 114 yards (4.6 avg.)
- It was the 2nd 100-yard rushing game of Drake's career and the 1st time he rushed for 100 yards in back-to-back games.

### 2016 (CHICAGO):

- Played in all 16 games with 8 starts, all at right guard.
- 1 miscellaneous tackle.
- Allowed just a half-sack the entire season.
- Helped team finish 5th in the NFL with a 5.90 yards per play average.
- Part of an offensive line that blocked for the 3rd-most prolific passing attack (3,969 net passing yards) in team history.

- Paved the way for the team's 4.57 rushing average, the 6th-best in the NFL.

### 2015 (ARIZONA):

- Started 10 games.
- Started 7 games at right guard and 3 at left guard.
- Inactive for 3 games.
- Dressed but did not play 3 games.
- Did not get flagged for holding all season.
- Helped team finish with the No. 1 offense in the NFL for the 1st time in franchise history and set franchise records for points (489) and TDs (59).

### POSTSEASON:

**NFC DIVISIONAL VS. GREEN BAY (10/16):** Started at right guard.

**NFC CHAMPIONSHIP AT CAROLINA (1/24):** Started at right guard.

### 2014 (ARIZONA):

- Started all 16 games.
- Started 14 games at left guard and 2 at right guard.
- 2 miscellaneous tackles.
- The offense allowed just 28 sacks on the season, tied for 6th-fewest in the league.

### VS. SAN DIEGO (9/8):

- Made Cardinals debut.

### POSTSEASON:

**NFC WILD CARD AT CAROLINA (1/3):** Started at left guard.

### 2013 (TAMPA BAY):

- Played in all 16 games with 4 starts.
- Started 3 games at left guard and 1 at center.
- Did not allow a sack in his 4 starts.
- 1 miscellaneous tackle.

### 2012 (TAMPA BAY):

- Played in all 16 games with 13 starts.
- Started 9 games at center and 4 at right guard.
- Allowed just a half-sack the entire season.

### AT OAKLAND (11/4):

- Started at center for the 1st time in his career.
- Helped the offense amass 515 yards from scrimmage, the 2nd-most in a single game in team history at the time.

## 2011 (TAMPA BAY):

- Played in all 16 games with 3 starts, all at left guard.
- Was penalized just once all season.

## 2010 (TAMPA BAY/NEW ENGLAND):

- Played in 12 games with 11 starts, all at left guard, for Tampa Bay.
- Awarded to Tampa Bay off waivers on Sept. 5.
- Waived by New England on Sept. 4.
- Spent the offseason and training camp with New England.

**VS. NEW ORLEANS (10/17):** Played but did not record any stats.

- Made NFL debut.

**VS. ST. LOUIS (10/24):** Started at left guard.

- Made 1st NFL start.

## BEFORE THE NFL

### COLLEGE (NC STATE):

- 4-year letterman (2006-09) and 2-year starter.

**CAREER:** Played in 48 games with 30 starts.

- Spent first two seasons playing defense and totaled 52 tackles (36 solo), 5 sacks, 1 pass defended and 1 forced fumble.
- Moved from defensive tackle to center after his sophomore season (2007).

**SENIOR (2009):** Started all 12 games at center.

- 2nd-team All-ACC.

**JUNIOR (2008):** Started all 13 games at center.

- Won the school's Most Outstanding Offensive Lineman Award.

- Moved from defensive tackle to center.

**SOPHOMORE (2007):** Played in 12 games with 2 starts at defensive tackle; 22 tackles (18 solo), 3 sacks, 1 pass defended and 1 forced fumble.

**REDSHIRT FRESHMAN (2006):** Played in 11 games with 3 starts at defensive tackle; 30 tackles (18 solo) and 2 sacks.

- Redshirted in 2005.

## HIGH SCHOOL (UNIVERSITY HS – PALM HARBOR, FLA.)

- Played defensive line.
- Also competed in the shot put and discus during track season.

**SENIOR (2004):** 65 tackles, 8 sacks and 1 blocked kick.

- District Player of the Year.
- 1st-team all-county.

**JUNIOR (2003):**

- 85 tackles and 15 sacks.
- 2nd-team all-county.

## OFF THE FIELD

### COMMUNITY:

- Pulled 3 teenagers to safety after their kayaks capsized from choppy waters in the Gulf of Mexico in April 2011.

### PERSONAL:

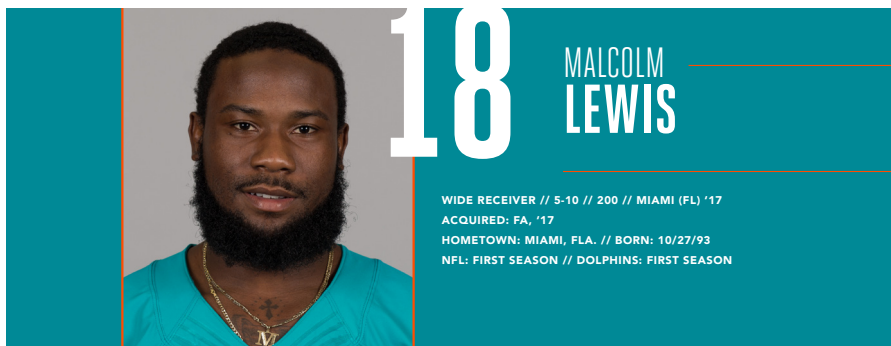
- Is a private pilot in his spare time.
- **MAJOR:** History and economics.

## TED LARSEN'S NFL REGULAR SEASON STATS

**GAMES/STARTS:** (Tampa Bay) 2010: 12/11, 2011: 16/3, 2012: 16/13, 2013: 16/4, (Arizona) 2014: 16/16, 2015: 10/10, (Chicago) 2016: 16/8, (Miami) 2017: 8/8 **NFL TOTALS: 110/73**

## TED LARSEN'S NFL PLAYOFF STATS

**GAMES/STARTS:** (Arizona) 2014: 1/1, 2015: 2/2 **NFL TOTALS: 3/3**



## NFL CAREER

### TRANSACTIONS:

- Signed by Miami on Jan. 1, 2018.
- Signed to Miami's practice squad on Sept. 3, 2017.
- Waived by Miami on Sept. 2, 2017.
- Signed by Miami as an undrafted college free agent on May 5, 2017.

### 2017 (MIAMI):

- Spent the entire season on Miami's practice squad.
- Also spent the offseason and training camp with Miami.

## BEFORE THE NFL

### COLLEGE (MIAMI):

- 5-year letterman (2012-16) and 1-year starter.

**CAREER:** Played in 50 games with 15 starts; 62 receptions for 649 yards (10.5 avg.) and 3 TDs; 21 kickoff returns for 470 yards (22.4 avg.); 1 carry for -2 yards; 1 punt return for -8 yards; 6 tackles (4 solo) and 1 pass defended.

- Became the 11th player in school history to play in 50+ games.

**SENIOR (2016):** Played in all 13 games with 4 starts; 17 receptions for 211 yards (13.7 avg.); 19 kickoff returns for 405 yards (21.3 avg.); 1 pass defended.

- Started the final 4 games of the season.

**JUNIOR (2015):** Played in 9 games with 1 start; 5 receptions for 47 yards (9.4 avg.); 1 carry for -2 yards; 1 assisted tackle.

**SOPHOMORE (2014):** Played in all 13 games with 7 starts; 25 receptions for 248 yards (9.9 avg.) and 1 TD; 1 solo tackle.

**REDSHIRT FRESHMAN (2013):** Played in 11 games with 2 starts; 7 receptions for 71 yards (10.1 avg.); 1 kickoff return for 26 yards; 4 tackles (3 solo).

**TRUE FRESHMAN (2012):** Played in 4 games with 1 start; 8 receptions for 73 yards (9.1 avg.) and 1 TD; 1 kickoff return for 39 yards; 1 punt return for -8 yards; 1 solo tackle.

- Had season cut short due to injury and was granted a redshirt year.

### HIGH SCHOOL (MIRAMAR HS – MIRAMAR, FLA.)

- Also played basketball and ran track.

**SENIOR (2011):** 48 receptions for 716 yards (14.9 avg.) and 7 TDs; 1,010 all-purpose yards.

- 1st-team all-county.
- Team captain.

**JUNIOR (2010):** 32 receptions for 572 yards (17.9 avg.) and 5 TDs.

## OFF THE FIELD

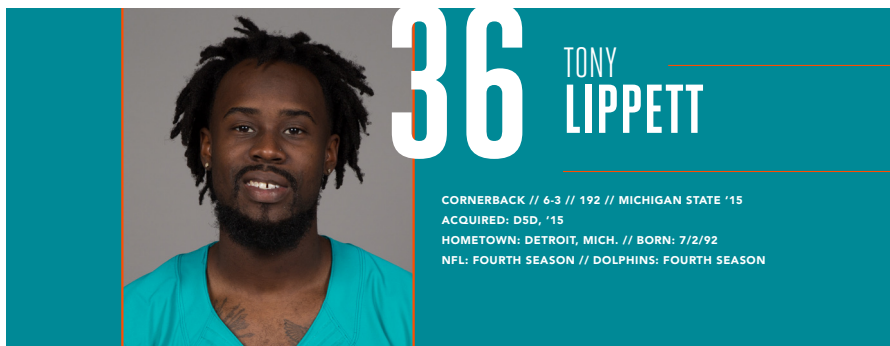
### COMMUNITY:

- Donated football equipment to his high school, Miramar HS.

### PERSONAL:

- **MAJOR:** Sports administration with a minor in sociology.





## NFL CAREER

### TRANSACTIONS:

- 5th-round pick (156th overall) by Miami in the 2015 NFL draft.

### CAREER HIGHLIGHTS:

- Played in 25 career games with 13 starts.
- 77 tackles (54 solo), 4 interceptions and 11 passes defended.
- His 4 interceptions in 2016 led the team and were tied for 11th in the NFL.

### 2017 (MIAMI):

- Missed the entire season after being placed on injured reserve on Sept. 2.

### 2016 (MIAMI):

- Played in all 16 games with 13 starts.
- 67 tackles (45 solo), 4 interceptions and 10 passes defended.
- His 4 interceptions led the team and were tied for 11th in the NFL.
- His 4 interceptions were the most by a Dolphins player in his 1st or 2nd NFL season since CB Vontae Davis had 4 during his rookie season in 2009.

**AT CINCINNATI (9/29):** 6 tackles (1 solo) and 2 passes defended.

- Made his first NFL start.

**AT SAN DIEGO (11/13):** 7 solo tackles, 2 interceptions and 2 passes defended.

- Intercepted QB Philip Rivers in the end zone with 12:38 left for his 1st career interception.
- Picked off Rivers again with 44 seconds to play, sealing the victory.

**AT N.Y. JETS (12/17):** 5 tackles (3 solo), 2 interceptions and 2 passes defended.

- Intercepted QB Bryce Petty in the 3rd quarter.
- Picked off QB Ryan Fitzpatrick in the end zone on 4th-and-6 on the final play of the game.

### POSTSEASON:

**AFC WILD CARD AT PITTSBURGH (1/8):** 4 tackles (2 solo).

### 2015 (MIAMI):

- Played in 9 games.
- Inactive for 7 games.
- 10 tackles (9 solo) and 1 pass defended.

- 3 solo special teams tackles.

**VS. HOUSTON (10/25):** Played but did not record any stats.

- Made his NFL debut.

**AT SAN DIEGO (12/20):** 2 tackles (1 solo).

**VS. INDIANAPOLIS (12/27):** 5 solo tackles.

## BEFORE THE NFL

### COLLEGE (MICHIGAN STATE):

- 4-year letterman (2011-14).

**CAREER:** Played in all 54 games with 34 starts (27 at wide receiver and 7 at cornerback); 149 receptions for 2,247 yards (15.1 avg.) and 15 TDs; 6 carries for 51 yards (8.5 avg.) and 1 TD; 23 tackles (14 solo), 5 passes defended and 1 fumble recovery.

**SENIOR (2014):** Started all 13 games with 12 starts at wide receiver and 2 at cornerback (including 1 game where he started at both); 65 receptions for 1,198 yards (18.4 avg.) and 11 TDs; 2 carries for 51 yards (25.5 avg.) and 1 TD; 4 tackles and 4 passes defended.

- Became the school's first 2-way starter in the same game since 1968.
- Became just the 3rd player in school history to record at least 50 receptions, 10 TD receptions, 1,000 receiving yards and 5 100-yard receiving games in a season.
- 1st-team All-Big Ten.
- Richter-Howard Big Ten Receiver of the Year.
- Team MVP.
- Co-recipient of the Downtown Coaches Club Award (school's most outstanding senior on offense).

**JUNIOR (2013):** Played in all 14 games with 10 starts at wide receiver; 44 receptions for 613 yards (13.9 avg.) and 2 TDs; 1 carry for 3 yards; 1-of-2 passing (50.0 pct.) for 5 yards and 1 TD; 1 tackle.

- Danziger Award (school's most outstanding Detroit-area player).

**SOPHOMORE (2012):** Played in all 13 games with 5 starts at wide receiver; 36 receptions for 392 yards (10.9 avg.) and 2 TDs.

**REDSHIRT FRESHMAN (2011):** Played in all 14 games with 5 starts at cornerback; 18 tackles (9 solo) and 5 passes defended; 4 receptions for 44 yards (11.0 avg.).

- Honorable mention All-Big Ten Freshman.
- Redshirted in 2010.

## HIGH SCHOOL (CROCKETT HS – DETROIT, MICH.)

- 3-year starter.
- Played defensive back and quarterback.

**SENIOR (2009):** 55 tackles (36 solo) and 9 interceptions; 3,014 total yards and 30 TDs; 116-of-187 passing (62.0 pct.) for 2,066 yards and 17 TDs; 105 carries for 948 yards (9.0 avg.) and 13 rushing TDs.

- All-state at defensive back.
- All-Metro Detroit.

**JUNIOR (2008):** 36 tackles (32 solo) and 3 interceptions; 2,749 total yards and 23 TDs; 157-of-219 passing (71.7 pct.) for 1,967 yards and 13 TDs; 87 carries for 782 yards (9.0 avg.) and 10 TDs.

- Led the district in rushing.

## OFF THE FIELD

### COMMUNITY:

- Hosted youth football camps in his hometown in 2017-18.
- Adopted families for the holidays in 2017 by purchasing toys.

### PERSONAL:

- Has 1 daughter.
- **MAJOR:** Communications.

## TONY LIPPETT'S NFL REGULAR SEASON STATS

YEAR	TEAM	GP	GS	TACKLES			SK	YDS	INTERCEPTIONS					FUMBLES	
				TOT	SOLO	ASST			INT	YDS	LG	TD	PD	FF	FR
2015	MIAMI	9	0	10	9	1	0.0	0.0	0	0	0	0	1	0	0
2016	MIAMI	16	13	67	45	22	0.0	0.0	4	0	0	0	10	0	0
NFL TOTALS		25	13	77	54	23	0.0	0.0	4	0	0	0	11	0	0

## TONY LIPPETT'S NFL PLAYOFF STATS

YEAR	TEAM	GP	GS	TACKLES			SK	YDS	INTERCEPTIONS					FUMBLES	
				TOT	SOLO	ASST			INT	YDS	LG	TD	PD	FF	FR
2016	MIAMI	1	1	4	2	2	0.0	0.0	0	0	0	0	0	0	0
NFL TOTALS		1	1	4	2	2	0.0	0.0	0	0	0	0	0	0	0

### ADDITIONAL STATS

Special Teams Tackles: 3 in 2015.

### SINGLE-GAME CAREER HIGHS

**Tackles:** 9 vs. Tennessee, 10/9/16  
**Interceptions:** 2 twice, last: at N.Y. Jets, 12/17/16  
**Passes Defensed:** 2 4 times, last: at Buffalo, 12/24/16



## NFL CAREER

### TRANSACTIONS:

- Promoted from Miami's practice squad on Oct. 3, 2017.
- Signed to Miami's practice squad on Sept. 3, 2017.
- Waived by Miami on Sept. 2, 2017.
- 6th-round pick (204th overall) by Miami in the 2016 NFL draft.

### CAREER HIGHLIGHTS:

- Played in 19 career games.
- 2 solo tackles.
- 6 special teams tackles (2 solo).

### 2017 (MIAMI):

- Played in 11 games.
- Inactive for 2 games.
- Spent 3 games on the Dolphins practice squad.
- Promoted from Miami's practice squad on Oct. 3.
- 2 solo tackles.
- 4 special teams tackles (2 solo).

**VS. DENVER (12/3):** 2 solo tackles.

**VS. NEW ENGLAND (12/11):** 1 assisted special teams tackle.

**VS. BUFFALO (12/31):** 1 assisted special teams tackle.

### 2016 (MIAMI):

- Played in 8 games.
- Inactive for 8 games.
- 4 special teams tackles (2 solo).

**AT SEATTLE (9/11):** Played but did not record any stats.

- Made NFL debut.

**VS. BUFFALO (10/23):** 2 assisted special teams tackles.

### POSTSEASON:

**AFC WILD CARD AT PITTSBURGH (1/8):** 1 assisted special teams tackle.

## BEFORE THE NFL

### COLLEGE (PENN STATE):

- 4-year letterman (2012-15) and 3-year starter.

**CAREER:** Played in 46 games with 33 starts; 180 tackles (116 solo), 4 sacks, 3 interceptions, 28 passes defended and 3 forced fumbles.

- Started 27 consecutive games before suffering a season-ending injury near the end of his senior season.

**SENIOR (2015):** Started 9 games; 56 tackles (34 solo), 1 sack, 1 forced fumble and 3 passes defended.

- Shifted from cornerback to safety in the offseason.

**JUNIOR (2014):** Played in all 13 games with 12 starts; 58 tackles (37 solo), 2 sacks and 9 passes defended.

- His 9 passes defended led the team and his 58 tackles were 3rd.
- 3rd-team All-Big Ten.
- ESPN.com's All-Bowl team.

**SOPHOMORE (2013):** Started all 12 games; 65 tackles (45 solo), 1 sack, 3 interceptions, 16 passes defended and 2 forced fumbles.

- His 3 interceptions led the team.
- His 16 passes defended led the team and were 3rd in the Big Ten.
- Honorable mention All-Big Ten.

**TRUE FRESHMAN (2012):** Played in all 12 games; 1 assisted tackle.

### HIGH SCHOOL (WORCESTER ACADEMY – WORCESTER, MASS.)

- Played defensive back and running back as a post-graduate.
- Recorded 13 TDs.
- Attended Worcester Academy (Mass.) following high school graduation from New Rochelle HS.

**SENIOR (2010 AT NEW ROCHELLE HS):**

- 1st-team all-star.
- AA South Back of the Year.

## OFF THE FIELD

### COMMUNITY:

- Participated in the Dan Marino WalkAbout Autism in January 2017.
- Regularly attends events spreading autism awareness in support of his younger brother, who has autism.

### PERSONAL:

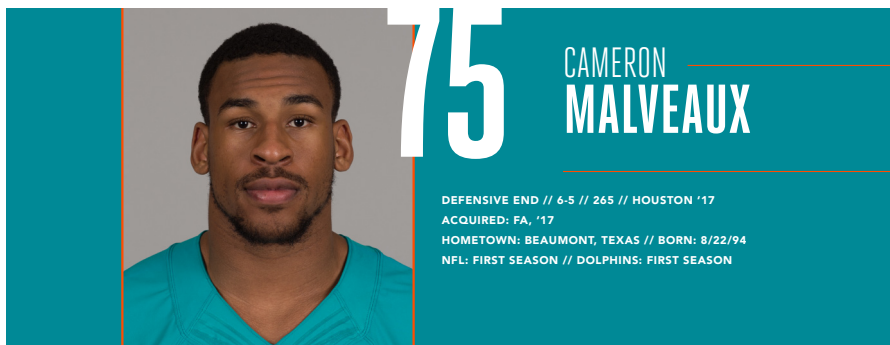
- **MAJOR:** Journalism.

JORDAN LUCAS' NFL REGULAR SEASON STATS																
YEAR	TEAM	GP	GS	TACKLES					INTERCEPTIONS					FUMBLES		
				TOT	SOLO	ASST	SK	YDS	INT	YDS	LG	TD	PD	FF	FR	
2016	MIAMI	8	0	0	0	0	0.0	0.0	0	0	0	0	0	0	0	0
2017	MIAMI	11	0	2	2	0	0.0	0.0	0	0	0	0	0	0	0	0
NFL TOTALS		19	0	2	2	0	0.0	0.0	0	0	0	0	0	0	0	0

JORDAN LUCAS' NFL PLAYOFF STATS																
YEAR	TEAM	GP	GS	TACKLES					INT	INTERCEPTIONS				FUMBLES		
				TOT	SOLO	ASST	SK	YDS		YDS	LG	TD	PD	FF	FR	
2016	MIAMI	1	0	0	0	0	0.0	0.0	0	0	0	0	0	0	0	0
NFL TOTALS		1	0	0	0	0	0.0	0.0	0	0	0	0	0	0	0	0

**ADDITIONAL STATS**

Special Teams Tackles: 2 in 2016, 4 in 2017 for total of 6.



## NFL CAREER

### TRANSACTIONS:

- Promoted from Miami's practice squad on Dec. 2, 2017.
- Signed to Miami's practice squad on Sept. 9, 2017.
- Waived by Miami on Sept. 2, 2017.
- Signed by Miami as an undrafted college free agent on May 5, 2017.

### CAREER HIGHLIGHTS:

- Played in 4 career games.
- 5 tackles (4 solo) and 1 sack.

### 2017 (MIAMI):

- Played in 4 games.
- Inactive for 1 game.
- Spent the rest of the season on Miami's practice squad.
- Promoted from Miami's practice squad on Dec. 2, 2017.
- 5 tackles (4 solo) and 1 sack.

**VS. DENVER (12/3):** Played but did not record any stats.

- Made NFL debut.

**AT KANSAS CITY (12/24):** 2 solo tackles.

**VS. BUFFALO (12/31):** 2 tackles (1 solo).

- Recorded his 1st career sack when he took down QB Tyrod Taylor for a loss of 8 yards in the 4th quarter.

## BEFORE THE NFL

### COLLEGE (HOUSTON):

- 4-year letterman (2013-16) and 2-year starter.

**CAREER:** Played in 52 games with 27 starts; 81 tackles (44 solo), 4 sacks, 5 passes defended and 3 fumble recoveries.

**SENIOR (2016):** Started all 13 games; 21 tackles (11 solo), 1 sack, 1 pass defended and 2 fumble recoveries.

- His 2 fumble recoveries tied for the team lead.
- Team captain.

**JUNIOR (2015):** Played in all 14 games with 13 starts; 33 tackles (23 solo), 2.5 sacks and 3 passes defended.

**SOPHOMORE (2014):** Played in all 13 games with 1 start; 15 tackles (7 solo), 0.5 sacks and 1 pass defended.

**REDSHIRT FRESHMAN (2013):** Played in 12 games; 12 tackles (3 solo) and 1 fumble recovery.

- Redshirted in 2012.

### HIGH SCHOOL (HAMSHIRE-FANNETT HS – HAMSHIRE, TEXAS)

- Played defense line and tight end.
- Earned all-district honors in basketball.
- Also threw discus and shot put in track.

### SENIOR (2011):

- 74 tackles; 272 receiving yards and 3 TDs.
- 1st-team all-district.

## OFF THE FIELD


### PERSONAL:

- Uncle, Felman Malveaux Jr., played wide receiver at Michigan, in the CFL and spent time with the Washington Redskins (1997-98) and Tampa Bay Buccaneers (1999).
- **PRONUNCIATION:** Last name is pronounced mal-VOH.
- **MAJOR:** Supply chain and logistics technology.

CAMERON MALVEAUX'S NFL REGULAR SEASON STATS															
YEAR	TEAM	GP	GS	TACKLES					INTERCEPTIONS					FUMBLES	
				TOT	SOLO	ASST	SK	YDS	INT	YDS	LG	TD	PD	FF	FR
2017	MIAMI	4	0	5	4	1	1.0	8.0	0	0	0	0	0	0	0
NFL TOTALS		4	0	5	4	1	1.0	8.0	0	0	0	0	0	0	0

### SINGLE-GAME CAREER HIGHS

**Tackles:** 2 twice, last: vs. Buffalo, 12/31/17  
**Sacks:** 1 vs. Buffalo, 12/31/17



60

CLAUDY  
MATHIEU

DEFENSIVE END // 6-6 // 275 // NOTRE DAME (OH) '18  
ACQUIRED: FA, '18  
HOMETOWN: PHILADELPHIA, PA. // BORN: 1/18/93  
NFL: ROOKIE SEASON // DOLPHINS: ROOKIE SEASON

BEFORE THE NFL

COLLEGE (NOTRE DAME [OH]):

- 4-year starter (2014-17).
- Transferred from California (PA) following his redshirt freshman season (2013).

**CAREER (AT NOTRE DAME [OH]):** Played in 42 games with 39 starts; 191 tackles (107 solo), 26 sacks, 1 interception, 6 passes defended and 5 forced fumbles.

- Left school as the program's all-time career leader in sacks (26) and tackles for loss (43.5).
- His 5 forced fumbles tied the school's career record.
- Finished his career 4th in school history in tackles (191) and 2nd in solo stops (107).

**SENIOR (2017 AT NOTRE DAME [OH]):** Started all 11 games; 58 tackles (37 solo), 8.5 sacks and 3 forced fumbles.

- 1st-team All-MEC.
- His 8.5 sacks were 6th in MEC.

**JUNIOR (2016 AT NOTRE DAME [OH]):** Played in all 11 games with 11 starts; 47 tackles (25 solo), 5.5 sacks and 2 passes defended.

• 1st-team All-MEC.  
**SOPHOMORE (2015 AT NOTRE DAME [OH]):**

Started all 11 games; 60 tackles (27 solo), 7 sacks, 1 interception, 4 passes defended and 2 forced fumbles.

• 2nd-team All-MEC.  
**REDSHIRT FRESHMAN (2014 AT NOTRE DAME [OH]):**

Played in 9 games with 6 starts; 26 tackles (18 solo) and 5 sacks.

- Did not play football at California (PA) in 2013.
- Redshirted at California (PA) in 2012.

HIGH SCHOOL (GEORGE WASHINGTON HS – PHILADELPHIA, PA.)

SENIOR (2011):

- 1st-team all-public.
- 1st-team all-city.

OFF THE FIELD

PERSONAL:

- **MAJOR:** Sports management.

CLAUDY MATHIEU'S COLLEGE STATS															
YEAR	TEAM	GP	GS	TACKLES					INTERCEPTIONS					FUMBLES	
				TOT	SOLO	ASST	SK	YDS	INT	YDS	LG	TD	PD	FF	FR
2014	NOTRE DAME (OH)	9	6	26	18	8	5.0	37.0	0	0	–	0	0	0	0
2015	NOTRE DAME (OH)	11	11	60	27	33	7.0	47.0	1	70	70	1	4	2	0
2016	NOTRE DAME (OH)	11	11	47	25	22	5.5	36.0	0	0	–	0	2	0	0
2017	NOTRE DAME (OH)	11	11	58	37	21	8.5	42.0	0	0	–	0	0	3	0
NCAA TOTALS		42	39	191	107	84	26.0	162.0	1	70	70	1	6	5	0



## NFL CAREER

### TRANSACTIONS:

- Signed by Miami on May 25, 2018.
- Signed by Pittsburgh on Feb. 14, 2017.
- Waived by Cleveland on Sept. 3, 2016.
- Signed by Cleveland as an undrafted college free agent on May 5, 2016.

### 2017 (PITTSBURGH):

- Missed the entire season after being placed on injured reserve on Aug. 9.

### 2016 (CLEVELAND):

- Spent the offseason and training camp with Cleveland before being waived on Sept. 3.

## BEFORE THE NFL

### COLLEGE (TEXAS A&M):

- 4-year letterman (2012-15) and 3-year starter.

**CAREER:** Played in 40 games with 33 starts at center.

**SENIOR (2015):** Started all 13 games at center.

**JUNIOR (2014):** Started 10 games at center.

**SOPHOMORE (2013):** Started all 13 games at center.

- Helped block for QB Johnny Manziel, who was a finalist for the Heisman Trophy.
- Weight Room Offseason MVP.

**TRUE FRESHMAN (2012):** Played in 7 games.

### HIGH SCHOOL (ELKINS HS – MISSOURI CITY, TEXAS)

- Played defensive line as a freshman and sophomore.

**SENIOR (2011):**

- 2nd-team All-American.
- All-Greater Houston honors.
- All-state honorable mention.
- All-district.

**JUNIOR (2010):**

- All-district.

## OFF THE FIELD

### PERSONAL:

- Father, Bruce Matthews, was inducted into the Pro Football Hall of Fame in 2007 after a 19-year career as a center for the Houston Oilers and Tennessee Titans.
- Brother, Jake, plays tackle for the Atlanta Falcons after he was their first-round pick in 2014.
- Brother, Kevin, was an NFL center and played in 17 games for Tennessee (2010, 2012).
- Cousin, Clay Matthews III, is a 6-time Pro Bowl linebacker for the Green Bay Packers.
- **MAJOR:** University studies.



CORNERBACK // 5-11 // 192 // MEMPHIS '15  
 ACQUIRED: D5A, '15  
 HOMETOWN: OXFORD, ALA. // BORN: 8/18/93  
 NFL: FOURTH SEASON // DOLPHINS: FOURTH SEASON

## NFL CAREER

### TRANSACTIONS:

- 5th-round pick (145th overall) by Miami in the 2015 NFL draft.

### CAREER HIGHLIGHTS:

- Played in 48 career games with 19 starts.
- 111 tackles (84 solo), 2 sacks, 3 interceptions, 17 passes defended and 1 forced fumble.
- 11 special teams tackles (8 solo).

### 2017 (MIAMI):

- Played in all 16 games with 7 starts.
- 45 tackles (33 solo), 1 sack, 2 interceptions and 7 passes defended.
- 3 solo special teams tackles.

**VS. N.Y. JETS (10/22):** 2 solo tackles, 1 interception and 1 pass defended.

- Intercepted QB Josh McCown and returned it 6 yards to the Jets 17-yard line with 47 seconds left, setting up K Cody Parkey's 39-yard game-winning field goal.

**AT NEW ENGLAND (11/26):** 2 tackles (1 solo), 1 interception and 1 pass defended.

- Intercepted QB Tom Brady on a third-and-8 in the 2nd quarter.
- It was just the 3rd interception of Brady's season up until that point (Week 12).

**VS. DENVER (12/3):** 3 solo tackles, 1 sack and 3 passes defended.

- Deflected a QB Trevor Siemian pass that was intercepted by S T.J. McDonald on Denver's 1st possession of the game.
- Sacked Siemian for a loss of 13 yards with 11 seconds left in the game.

### 2016 (MIAMI):

- Played in all 16 games with 8 starts.
- 44 tackles (32 solo), 1 sack, 1 interception, 6 passes defended and 1 forced fumble.
- 2 special teams tackles (1 solo).

**AT CINCINNATI (9/29):** 4 tackles (2 solo), 1 sack and 1 pass defended.

- Sacked QB Andy Dalton for a loss of 11 yards for the 1st sack of his career.

**VS. N.Y. JETS (11/6):** 3 solo tackles, 1 interception and 1 pass defended.

- Intercepted QB Ryan Fitzpatrick in the end zone

in the 4th quarter for his 1st career interception.  
**VS. NEW ENGLAND (1/1):** 6 tackles (5 solo) and 1 pass defended.

### POSTSEASON:

**AFC WILD CARD AT PITTSBURGH (1/8):** 2 assisted tackles.

### 2015 (MIAMI):

- Played in all 16 games with 4 starts.
- 22 tackles (19 solo).
- 6 special teams tackles (4 solo).

**AT WASHINGTON (9/13):** Played but did not record any stats.

- Made his NFL debut.

**AT PHILADELPHIA (11/15):** 2 tackles (1 solo) and 1 pass defended.

- Made his 1st NFL start.

**VS. BALTIMORE (12/6):** 7 solo tackles and 1 pass defended.

## BEFORE THE NFL

### COLLEGE (MEMPHIS):

- 4-year starter (2011-14).

**CAREER:** Played in 45 games with 43 starts; 136 tackles (108 solo), 1.5 sacks, 12 interceptions, 27 passes defended, 3 fumble recoveries and 1 forced fumble; 42 kickoff returns for 1,061 yards (25.3 avg.).

- Returned four interceptions for TDs.

- Finished career tied for 5th in school history with 12 interceptions and 2nd with 246 interception return yards.

**SENIOR (2014):** Started all 13 games; 46 tackles (38 solo), 5 interceptions, 9 passes defended and 1 fumble recovery; 13 kickoff returns for 326 yards (25.1 avg.).

- Returned 1 interception for a TD.

- 1st-team All-AAC.

**JUNIOR (2013):** Started 9 games; 25 tackles (21 solo), 6 interceptions, 10 passes defended and 2 fumble recoveries; 1 kickoff return for 14 yards.

- Returned 2 interceptions for TDs.

**SOPHOMORE (2012):** Started all 12 games.

- 36 tackles (26 solo), 1.5 sacks and 3 passes defended; 28 kickoff returns for 721 yards (25.8 avg.).

**TRUE FRESHMAN (2011):** Played in 11 games with 9 starts; 29 tackles (23 solo), 1 interception, 5 passes defended and 1 forced fumble.



- Returned 1 interception for a TD.

passes defended.

## HIGH SCHOOL (OXFORD HS – OXFORD, ALA.)

- Played both sides of the ball.
- Also lettered in baseball, playing outfield and catcher.

**SENIOR (2010):** 35 tackles and 1 interception; 25 receptions for 378 yards (15.1 avg.) and 3 TDs; 28 carries for 212 yards (7.6 avg.) and 6 TDs; 10-of-21 passing (47.6 pct.) for 221 yards.

**JUNIOR (2009):** 39 tackles, 1 interception and 6

## OFF THE FIELD

### COMMUNITY:

- Participated in the Ashley HomeStore Hope to Dream sleepover event, surprising 100 underprivileged children with their own bed.
- Participated in the 2018 Miami Dolphins Business Combine.

### PERSONAL:

- **MAJOR:** Sports & leisure management.

## BOBBY McCAIN'S NFL REGULAR SEASON STATS

YEAR	TEAM	GP	GS	TACKLES					INTERCEPTIONS					FUMBLES	
				TOT	SOLO	ASST	SK	YDS	INT	YDS	LG	TD	PD	FF	FR
2015	MIAMI	16	4	22	19	3	0.0	0.0	0	0	0	0	4	0	0
2016	MIAMI	16	8	44	32	12	1.0	11.0	1	0	0	0	6	1	0
2017	MIAMI	16	7	45	33	12	1.0	13.0	2	6	6	0	7	0	0
NFL TOTALS		48	19	111	84	27	2.0	24.0	3	6	6	0	17	1	0

## BOBBY McCAIN'S NFL PLAYOFF STATS

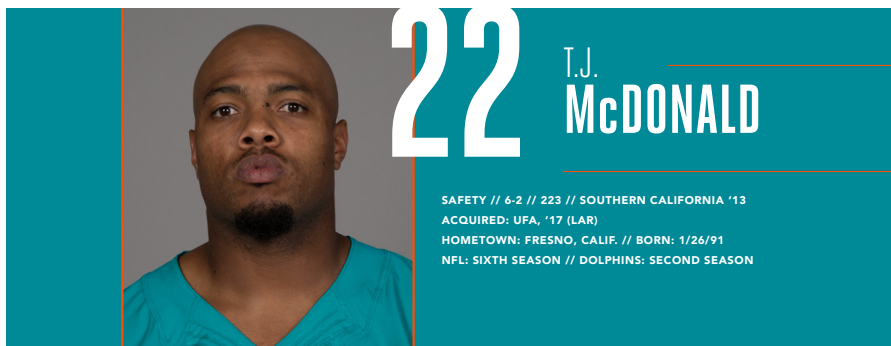
YEAR	TEAM	GP	GS	TACKLES					INTERCEPTIONS					FUMBLES	
				TOT	SOLO	ASST	SK	YDS	INT	YDS	LG	TD	PD	FF	FR
2016	MIAMI	1	1	2	0	2	0.0	0.0	0	0	0	0	0	0	0
NFL TOTALS		1	1	2	0	2	0.0	0.0	0	0	0	0	0	0	0

### ADDITIONAL STATS

**Special Teams Tackles:** 6 in 2015, 2 in 2016 and 3 in 2017 for total of 11.

### SINGLE-GAME CAREER HIGHS

<b>Tackles:</b>	8	at Kansas City, 12/24/17
<b>Sacks:</b>	1	twice, last: vs. Denver, 12/3/17
<b>Interceptions:</b>	1	3 times, last: at New England, 11/26/17
<b>Passes Defended:</b>	3	vs. Denver, 12/3/17
<b>Forced Fumbles:</b>	1	at New England, 9/18/16



## NFL CAREER

### TRANSACTIONS:

- Signed by Miami as an unrestricted free agent from the L.A. Rams on March 31, 2017.
- 3rd-round pick (71st overall) by St. Louis in the 2013 NFL draft.

### CAREER HIGHLIGHTS:

- Started 61 career games.
- 326 tackles (247 solo), 5 sacks, 5 interceptions, 20 passes defended, 1 forced fumble and 2 fumble recoveries.

### 2017 (MIAMI):

- Started 8 games.
- Suspended for the first 8 games of the season.
- 45 tackles (31 solo), 1 interception and 3 passes defended.

### AT CAROLINA (11/13): 9 tackles (7 solo).

- Made his Dolphins debut.

### VS. TAMPA BAY (11/19): 5 tackles (4 solo) and 1 pass defended.

### VS. DENVER (12/3): 2 solo tackles, 1 interception and 1 pass defended.

- Intercepted QB Trevor Siemian on Denver's 1st possession of the game.

### 2016 (L.A. RAMS):

- Started all 16 games.
- 62 tackles (49 solo), 1 sack, 2 interceptions and 6 passes defended.

### AT SAN FRANCISCO (9/12): 8 solo tackles.

### AT ARIZONA (10/2): 1 solo tackle, 2 passes defended and 1 interception.

- Intercepted QB Drew Stanton in the end zone on the final play of the game to preserve the victory.

### VS. ARIZONA (1/1): 5 tackles (3 solo) and 1 interception.

### 2015 (ST. LOUIS):

- Started 11 games.
- Inactive for 1 game.
- Missed the final 4 games of the season after being placed on injured reserve on Dec. 11.
- 62 tackles (38 solo), 1 pass defended, 1 forced fumble and 1 fumble recovery.
- 1 solo special teams tackle.

### VS. SEATTLE (9/13): 5 tackles (3 solo) and 1 pass

defended.

### AT ARIZONA (10/4): 6 tackles (5 solo) and 1 sack.

- Sacked QB Carson Palmer on a 3rd-and-2 inside the red zone in the 3rd quarter, forcing Arizona to kick a field goal.

### VS. CLEVELAND (10/25): 7 tackles (3 solo) and 1 forced fumble.

- Stripped WR Travis Benjamin of the ball, which was recovered by St. Louis and led to a 4th-quarter TD drive.

### 2014 (ST. LOUIS):

- Started all 16 games.
- 104 tackles (84 solo), 2 sacks, 1 interception and 6 passes defended.
- 1 blocked field goal; 1 blocked punt.

### AT TAMPA BAY (9/14): 5 solo tackles; 1 blocked field goal; 1 blocked punt.

- Blocked a punt by P Michael Koenen in the 2nd quarter, which led to a St. Louis field goal.
- Blocked a 24-yard field goal attempt by K Patrick Murray in the 4th quarter to keep it a 1-possession game.

- It was the 1st time since Dec. 2, 1979 the Rams blocked two kicks in the same game.

### AT WASHINGTON (12/7): 4 assisted tackles and 1 interception.

- Intercepted QB Colt McCoy in the 4th quarter and returned it 20 yards.

### VS. N.Y. GIANTS (12/21): 11 tackles (9 solo) and 1 sack.

### 2013 (ST. LOUIS):

- Started 10 games.
- Missed 6 games after he was placed on injured reserve/designated to return on Sept. 27.
- 53 tackles (45 solo), 1 sack, 1 interception and 4 passes defended.

### VS. ARIZONA (9/8): 5 tackles (4 solo) and 1 pass defended.

- Made NFL debut and started his 1st NFL game.

### VS. NEW ORLEANS (12/15): 5 tackles (4 solo) and 1 interception.

- Intercepted QB Drew Brees on New Orleans' 1st play from scrimmage to set up a St. Louis TD drive.

- It was his 1st career interception.

### VS. TAMPA BAY (12/22): 6 solo tackles and 1 sack.

- Brought down QB Mike Glennon for a 9-yard loss

for his 1st career sack.

## BEFORE THE NFL

### COLLEGE (SOUTHERN CALIFORNIA):

- 4-year letterman (2009-12) and 3-year starter.

**CAREER:** Played in 50 games with 36 starts; 273 tackles (151 solo), 2 sacks, 8 interceptions and 17 passes defended; 3 blocked kicks; 1 kickoff return for 2 yards; 1 punt return for 24 yards.

**SENIOR (2012):** Started all 13 games; 110 tackles (54 solo), 1 sack, 2 interceptions and 5 passes defended; 1 blocked kick; 1 kickoff return for 2 yards.

- Honorable mention All-American.
- 2nd-team All-Pac-12.
- Semifinalist for the Thorpe Award (nation's top defensive back).

**JUNIOR (2011):** Played in all 12 games with 11 starts; 67 tackles (39 solo), 3 interceptions and 5 passes defended; 1 blocked kick.

- 1st-team All-American.
- 1st-team All-Pac-12.
- Semifinalist for the Thorpe Award (nation's top defensive back).

**SOPHOMORE (2010):** Started 12 games; 89 tackles (54 solo), 1 sack, 3 interceptions and 7 passes defended; 1 blocked kick and 1 punt return for 24 yards.

- His 89 tackles led the team.
- 1st-team All-Pac-10.

**TRUE FRESHMAN (2009):** Played all 13 games; 7 tackles (4 solo).

## HIGH SCHOOL (EDISON HS – FRESNO, CALIF.)

**SENIOR (2008):** 87 tackles and 3 interceptions.

- All-American.

- All-county.
- Metro Athletic Conference Defensive MVP.

### JUNIOR (2007):

- 2nd-team Junior All-American.

## OFF THE FIELD

### COMMUNITY:

- Helped with many Dolphins community events, such as the Dade vs. Broward All-Star Game and the Dolphins Cancer Challenge.
- Joined 15 USC teammates for 5 days in Haiti in the spring of 2012 to build homes and assist those in need.
- Participated in numerous Rams community events, including Make-A-Wish Celebrity Server dinner, Coach Fisher's Celebrity Softball game, the 6th Annual Playground Build at Marygrove and the All-Community Team ticket program - T-Mac Attack.

### PERSONAL:

- Father, Tim McDonald, was his high school head coach and played at USC and in the NFL for 13 years with the Cardinals (1987-92) and 49ers (1993-99).
- Brother, Tevin McDonald, played 4 games for Oakland in 2015.
- His initials, T.J., stand for Tim Jr.
- **MAJOR:** Communications.

## T.J. McDONALD'S NFL REGULAR SEASON STATS

YEAR	TEAM	GP	GS	TACKLES				YDS	INTERCEPTIONS				FUMBLES		
				TOT	SOLO	ASST	SK		INT	YDS	LG	TD	PD	FF	FR
2013	ST. LOUIS	10	10	53	45	8	1.0	9.0	1	-2	-2	0	4	0	0
2014	ST. LOUIS	16	16	104	84	20	2.0	13.0	1	20	20	0	6	0	1
2015	ST. LOUIS	11	11	62	38	24	1.0	6.0	0	0	0	0	1	1	1
2016	L.A. RAMS	16	16	62	49	13	1.0	6.0	2	0	0	0	6	0	0
2017	MIAMI	8	8	45	31	14	0.0	0.0	1	7	7	0	3	0	0
NFL TOTALS		61	61	326	247	79	5.0	34.0	5	25	20	0	20	1	2

### ADDITIONAL STATS

**Special Teams Tackles:** (St. Louis) 1 in 2015, (Los Angeles) 2 in 2016 for total of 3.

**Blocked Kicks:** (St. Louis) 1 blocked punt and 1 blocked field goal in 2014 for total of 2.

### SINGLE-GAME CAREER HIGHS

<b>Tackles:</b>	11	twice, last: vs. N.Y. Giants, 12/21/14
<b>Sacks:</b>	1	5 times, last: at Tampa Bay, 9/25/16
<b>Interceptions:</b>	1	5 times, last: vs. Denver, 12/3/17
<b>Passes Defended:</b>	2	twice, last: at Arizona, 10/2/16
<b>Forced Fumbles:</b>	1	vs. Cleveland, 10/25/15
<b>Fumble Recoveries:</b>	1	twice, last: at Washington, 9/20/15



## NFL CAREER

### TRANSACTIONS:

- 2nd-round pick (54th overall) by Miami in the 2017 NFL draft.

### 2017 (MIAMI):

- Missed the entire season after being placed on injured reserve on Sept. 2.

## BEFORE THE NFL

### COLLEGE (OHIO STATE):

- 3-year letterman (2014-16) and 2-year starter.

**CAREER:** Played in 41 games with 26 starts; 270 tackles (128 solo), 6 sacks, 1 interception, 10 passes defended and 2 forced fumbles.

- Led the team in tackles in each of his 2 seasons as a starter (2015-16).

**JUNIOR (2016):** Started all 13 games; 102 tackles (49 solo), 2 sacks, 4 passes defended and 2 forced fumbles.

- His 102 tackles led the team.
- 2nd-team All-American.
- 1st-team All-Big Ten.
- Semifinalist for the Butkus Award (nation's top prep linebacker).
- Semifinalist for the Lott IMPACT Trophy (best combination of performance and character for a defensive player).
- Team captain.

**SOPHOMORE (2015):** Started all 13 games; 119 tackles (57 solo), 1.5 sacks and 4 passes defended.

- His 119 tackles led the team and were 4th in the Big Ten.
- His 119 tackles were the most by a sophomore at the school since 1990.
- 2nd-team All-American.
- 1st-team All-Big Ten.

**TRUE FRESHMAN (2014):** Played in all 15 games; 49 tackles (22 solo), 2.5 sacks, 1 interception and 2 passes defended.

- Helped his team win the national championship and the Big Ten title.
- Freshman All-American.

### HIGH SCHOOL (LIBERTY COUNTY HS – HINESVILLE, GA.)

- Started all 4 years.
- 456 career tackles and 10 forced fumbles.
- Played linebacker and running back.

**SENIOR (2013):** 159 tackles and 8.5 sacks; nearly 700 rushing yards.

- Butkus Award winner (nation's top prep linebacker).
- 1st-team All-American.
- 1st-team all-state.
- Region 3 AAAA Defensive Player of the Year.
- Savannah Morning News Player of the Year.

### JUNIOR (2012):

- Savannah Morning News Player of the Year.

## OFF THE FIELD

### COMMUNITY:

- Participated in the 2018 AARP Foundation Million Meal Pack to pack more than 1 million meals in a single day for older adults in the South Florida community.
- Hosted a youth football camp in his hometown in 2018.

### PERSONAL:

- **PRONUNCIATION:** First name is pronounced RAY-kwon
- **MAJOR:** Family resource management.



24

TORRY

McTYER

CORNERBACK // 5-11 // 188 // UNLV '17

ACQUIRED: FA, '17

HOMETOWN: LOS ANGELES, CALIF. // BORN: 4/10/95

NFL: SECOND SEASON // DOLPHINS: SECOND SEASON

NFL CAREER

TRANSACTIONS:

- Signed by Miami as an undrafted college free agent on May 5, 2017.

CAREER HIGHLIGHTS:

- Played in 7 career games.
- 1 solo tackle.
- 1 assisted special teams tackle.

2017 (MIAMI):

- Played in 7 games.
- Inactive for 9 games.
- 1 solo tackle.
- 1 assisted special teams tackle.

**VS. N.Y. JETS (10/22):** Played but did not record any stats.

- Made his NFL debut on special teams.

**AT BUFFALO (12/17):** 1 assisted special teams tackle.

**VS. KANSAS CITY (12/24):** 1 solo tackle.

BEFORE THE NFL

COLLEGE (UNLV):

- 4-year letterman (2013-16) and 2-year starter.

**CAREER:** Played in 49 games with 22 starts; 138 tackles (100 solo), 0.5 sacks, 4 interceptions, 28 passes defended and 1 forced fumble; 21 kickoff returns for 404 yards (19.2 avg.).

TORRY McTYER'S NFL REGULAR SEASON STATS															
YEAR	TEAM	GP	GS	TACKLES					INTERCEPTIONS					FUMBLES	
				TOT	SOLO	ASST	SK	YDS	INT	YDS	LG	TD	PD	FF	FR
2017	MIAMI	7	0	1	1	0	0.0	0.0	0	0	0	0	0	0	0
	NFL TOTALS	7	0	1	1	0	0.0	0.0	0	0	0	0	0	0	0

ADDITIONAL STATS

Special Teams Tackles: 1 in 2017.

**SENIOR (2016):** Started 11 games; 49 tackles (34 solo), 3 interceptions and 15 passes defended; 20 kickoff returns for 384 yards (19.2 avg.).

- His 15 passes defended and 3 interceptions both led the team.

**JUNIOR (2015):** Played in all 12 games with 11 starts; 51 tackles (42 solo), 0.5 sacks, 10 passes defended and 1 forced fumble.

**SOPHOMORE (2014):** Played in all 13 games; 30 tackles (21 solo) and 2 passes defended; 1 kickoff return for 20 yards.

**TRUE FRESHMAN (2013):** Played in all 13 games; 8 tackles (3 solo) and 1 interception.

HIGH SCHOOL (CATHEDRAL HS – LOS ANGELES, CALIF.)

- Played defensive back and wide receiver.

**SENIOR (2012):** 30 tackles and 13 passes defended; 33 receptions for 662 yards (20.1 avg.) and 10 TDs.

OFF THE FIELD

PERSONAL:

- Father, Tim McTyer, was an all-conference defensive back for BYU (1995-96) and played 3 seasons in the NFL with Philadelphia (1997-98) and Cleveland (1999).
- MAJOR:** Interdisciplinary studies.



## NFL CAREER

### TRANSACTIONS:

- Signed by Miami on Jan. 1, 2018.
- Signed to Miami's practice squad on Sept. 3, 2017.
- Waived by Miami on Sept. 2, 2017.
- Signed by Miami as an undrafted college free agent on May 5, 2017.

### 2017 (MIAMI):

- Spent the entire season on Miami's practice squad.
- Also spent the offseason and training camp with Miami.

## BEFORE THE NFL

### COLLEGE (ARKANSAS):

- 4-year letterman (2013-16) and 2-year starter.

**CAREER:** Played in 49 games with 19 starts; 138 receptions for 1,763 yards (12.8 avg.) and 14 TDs; 8 carries for 28 yards (3.5 avg.); 3 kickoff returns for 58 yards (19.3 avg.); 4 punt returns for 37 yards (9.3 avg.).

- Finished his career ranked No. 7 all-time in school history in receptions (138), No. 15 in receiving yards (1,763) and No. 13 in receiving TDs (14).
- Caught a pass in 27 straight games to end his career.

**SENIOR (2016):** Played in all 13 games with 9 starts; 65 receptions for 739 yards (11.4 avg.) and 3 TDs; 4 carries for 8 yards (2.0 avg.); 3 kickoff returns for 58 yards (19.3 avg.); 4 punt returns for 37 yards (9.3 avg.).

- His 65 receptions led the team, were 3rd in single-season school history and 4th in the SEC.
- His 40 receptions for 1st downs led the team and were tied for 2nd in the SEC.
- 2nd-team All-SEC.

**JUNIOR (2015):** Played in all 13 games with 10 starts; 63 receptions for 843 yards (13.4 avg.) and 10 TDs; 4 carries for 20 yards (5.0 avg.).

- His 53 receptions led the team, were tied for 6th in the SEC and 4th in single-season school history.
- His 843 receiving yards led the team and were 9th in the SEC.
- His 10 TD receptions were 2nd in the SEC, 17th in FBS and 3rd in single-season school history.
- Led the SEC with 8 receiving TDs in conference games.
- Became the school's 1st player since 2011 to post 3 100-yard receiving games in SEC play in the same season.
- 2nd-team All-SEC.

**SOPHOMORE (2014):** Played in all 13 games; 10 receptions for 181 yards (18.1 avg.) and 1 TD.

**TRUE FRESHMAN (2013):** Played in 10 games.

### HIGH SCHOOL (GREENWOOD HS – GREENWOOD, ARK.)

- Played on both sides of the ball.

**SENIOR (2012):** 83 receptions for 1,122 yards (13.5 avg.) and 14 TDs; 82 carries for 764 yards (9.3 avg.) and 19 TDs; 73 tackles, 2.5 sacks, 3 interceptions, 5 passes defended and 3 forced fumbles.

- Named the state's best football player.
- Helped his school win a state championship for the 2nd straight year.


**JUNIOR (2011):** 85 receptions for 1,400 yards (16.5 avg.) and 25 TDs; 89 tackles, 4.5 sacks and 4 interceptions.

- Helped his school win a state championship.

## OFF THE FIELD

### PERSONAL:

- **MAJOR:** Management.



43

ANTHONY  
MOTEN

DEFENSIVE TACKLE // 6-4 // 315 // MIAMI (FL) '18

ACQUIRED: FA, '18

HOMETOWN: FORT LAUDERDALE, FLA. // BORN: 7/12/95

NFL: ROOKIE SEASON // DOLPHINS: ROOKIE SEASON

BEFORE THE NFL

**COLLEGE (MIAMI):**

- 4-year letterman (2014-17).

**CAREER:** Played in 45 games with 4 starts; 38 tackles (14 solo), 1.5 sacks and 1 pass defended.

**SENIOR (2017):** Played in 12 games; 15 tackles (6 solo) and 1 pass defended.

**JUNIOR (2016):** Played in 11 games; 6 tackles (2 solo).

**SOPHOMORE (2015):** Played in 12 games with 4 starts; 15 tackles (5 solo) and 1.5 sacks.

**TRUE FRESHMAN (2014):** Played in 10 games; 2 tackles (1 solo).

**HIGH SCHOOL (ST. THOMAS AQUINAS – FORT LAUDERDALE, FLA.)**

**SENIOR (2013):** 40 tackles and 6 sacks.

- 3rd-team all-state.
- 1st-team all-county.


**JUNIOR (2012):** 30 tackles and 4 sacks.

OFF THE FIELD

**PERSONAL:**

- **MAJOR:** Sociology.

ANTHONY MOTEN'S COLLEGE STATS																	
YEAR	TEAM	GP	GS	TACKLES					SK	YDS	INTERCEPTIONS					FUMBLES	
				TOT	SOLO	ASST					INT	YDS	LG	TD	PD	FF	FR
2014	MIAMI (FL)	10	0	2	1	1	0.0	0.0			0	0	–	0	0	0	0
2015	MIAMI (FL)	12	4	15	5	10	1.5	4.0			0	0	–	0	0	0	0
2016	MIAMI (FL)	11	0	6	2	4	0.0	0.0			0	0	–	0	0	0	0
2017	MIAMI (FL)	12	0	15	6	9	0.0	0.0			0	0	–	0	1	0	0
NCAA TOTALS		45	4	38	14	24	1.5	4.0			0	0	–	0	1	0	0



# 8

# BROCK OSWEILER

QUARTERBACK // 6-7 // 240 // ARIZONA STATE '12  
ACQUIRED: UFA, '18 (DEN.)

HOMETOWN: KALISPELL, MONT. // BORN: 11/22/90  
NFL: SEVENTH SEASON // DOLPHINS: FIRST SEASON

## NFL CAREER

### TRANSACTIONS:

- Signed by Miami as an unrestricted free agent from Denver on March 23, 2018.
- Signed by Denver on Sept. 2, 2017.
- Released by Cleveland on Sept. 2, 2017.
- Traded from Houston to Cleveland on March 9, 2017.
- Signed by Houston as an unrestricted free agent from Denver on March 10, 2016.
- 2nd-round pick (57th overall) by Denver in the 2012 NFL draft.

### CAREER HONORS:

- AFC Offensive Player of the Week (at Chicago, 11/22/15).

### CAREER HIGHLIGHTS:

- Played in 42 career games with 25 starts.
- Completed 584-of-987 passes (59.2 pct.) for 6,171 yards and 31 TDs for a QB rating of 76.5
- 84 carries for 245 yards (2.9 avg.) and 4 TDs.

### 2017 (DENVER/CLEVELAND):

- Played in 6 games with 4 starts.
- Inactive for 1 game.
- Dressed but did not play 9 games.
- Completed 96-of-172 passes (55.8 pct.) for 1,088 yards and 5 TDs for a QB rating of 72.5.
- 14 carries for 64 yards (4.6 avg.) and 1 TD.
- Signed by Denver on Sept. 2.
- Released by Cleveland on Sept. 2 after spending training camp and the offseason with the Browns.

**AT PHILADELPHIA (11/5):** 19-of-38 passing (50.0 pct.) for 208 yards and 1 TD.

- Made his 1st start in his 2nd stint with the Broncos.

**VS. NEW ENGLAND (11/12):** 18-of-33 passing (54.5 pct.) for 221 yards and 1 TD; 1 carry for -1 yard.

**AT INDIANAPOLIS (12/14):** 12-of-17 passing (70.6 pct.) for 194 yards and 2 TDs; 4 carries for 15 yards (3.8 avg.) and 1 TD.

- Became the 1st player in team history to pass for 2+ TDs and rush for another in relief.
- Threw 2 2nd-half TD passes to overcome a halftime deficit and lead Denver to victory.

### 2016 (HOUSTON):

- Played in 15 games with 14 starts.
- Dressed but did not play 1 game.
- Completed 301-of-510 passes (59.0 pct.) for 2,957 yards and 15 TDs for a QB rating of 72.2.
- 30 carries for 131 yards (4.4 avg.) and 2 TDs.
- 1 reception for -14 yards.

**VS. CHICAGO (9/11):** 22-of-35 passing (62.9 pct.) for 231 yards and 2 TDs; 4 carries for 14 yards (3.5 avg.).

- Led Houston to victory in his 1st start with the team.
- Hit WR Will Fuller for an 18-yard TD with 12:44 remaining to take the lead.

**VS. INDIANAPOLIS (10/16):** 25-of-39 passing (64.1 pct.) for 269 yards and 2 TDs; 2 carries for -4 yards (-2.0 avg.).

- Threw 2 TD passes in the final 3 minutes to tie the game, one the Texans ended up winning in overtime.
- Completed a 26-yard TD pass to TE C.J. Fiedorowicz with 49 seconds left to send the game to overtime.
- Tossed a 10-yard TD pass to RB Lamar Miller to make it a 1-score game with 2:37 remaining.

**AT GREEN BAY (12/4):** 22-of-35 passing (62.9 pct.) for 202 yards and 2 TDs; 3 carries for 20 yards (6.7 avg.).

### POSTSEASON:

**AFC WILD CARD VS. OAKLAND (1/7):** 14-of-25 passing (56.0 pct.) for 168 yards and 1 TD; 6 carries for 15 yards (2.5 avg.) and 1 TD.

- Started and won the 1st playoff game of his career.

**AFC DIVISIONAL AT NEW ENGLAND (1/14):** 23-of-40 passing (57.5 pct.) for 197 yards and 1 TD; 1 carry for 18 yards.

### 2015 (DENVER):

- Played in 8 games with 7 starts.
- Dressed but did not play 8 games.
- Completed 170-of-275 passes (61.8 pct.) for 1,967 yards and 10 TDs for a QB rating of 86.4.
- 21 carries for 61 yards (2.9 avg.) and 1 TD.
- Went 5-2 as the starting quarterback in the team's final 7 games of the regular season.

**AT CHICAGO (11/22):** 20-of-27 passing (74.1 pct.) for 250 yards and 2 TDs; 2 carries for 4 yards (2.0 avg.).

- Made his 1st career start on his 25th birthday.



- Hit WR Cody Latimer for a 10-yard TD to extend Denver's lead to 8 points with 11:42 to play.
- His 127.1 passer rating was the 2nd-best in Broncos history by a QB making his 1st start.

**VS. NEW ENGLAND (11/29):** 23-of-42 passing (54.8 pct.) for 270 yards and 1 TD; 2 carries for 4 yards (2.0 avg.).

- Threw a 4-yard TD pass to WR Andre Caldwell with 1:09 left to take the lead.
- Led a game-winning drive in overtime capped off by a 48-yard TD run by RB C.J. Anderson.

**AT PITTSBURGH (12/20):** 21-of-44 passing (47.7 pct.) for 296 yards and 3 TDs; 5 carries for 19 yards (3.8 avg.) and 1 TD.

- Became just the 3rd Broncos QB to pass for 3+ TDs and rush for 1+ TD in the same game (QB John Elway and QB Peyton Manning).
- Was the 1st NFL QB to pass for 3+ TDs and rush for 1+ TD since (2013) (Manning).

#### POSTSEASON:

**AFC DIVISIONAL VS. PITTSBURGH (1/17):** Dressed but did not play.

**AFC CHAMPIONSHIP VS. NEW ENGLAND (1/24):** Dressed but did not play.

**SUPER BOWL 50 VS. CAROLINA (2/7):** Dressed but did not play.

#### HONORS:

- AFC Offensive Player of the Week (at Chicago, 11/22).

#### 2014 (DENVER):

- Played in 4 games.
- Dressed but did not play 12 games.
- Completed 4-of-10 passes (40.0 pct.) for 52 yards and 1 TD.
- 8 carries for 0 yards (0.0 avg.).

**VS. OAKLAND (12/28):** 2-of-2 passing (100.0 pct.) for 39 yards and 1 TD; 1 rush for -1 yard.

- Threw a 1-yard TD pass to TE Virgil Green for the 1st TD pass of his career.

#### POSTSEASON:

**AFC DIVISIONAL VS. INDIANAPOLIS (1/11):** Dressed but did not play.

#### 2013 (DENVER):

- Played in 4 games.
- Dressed but did not play 12 games.
- Completed 11-of-16 passes (68.8 pct.) for 95 yards.
- 3 carries for 2 yards (0.7 avg.).

#### POSTSEASON:

**AFC DIVISIONAL VS. SAN DIEGO (1/12):** Dressed but did not play.

**AFC CHAMPIONSHIP VS. NEW ENGLAND (1/19):** Dressed but did not play.

**SUPER BOWL XLVIII VS. SEATTLE (2/2):** Dressed but did not play.

#### 2012 (DENVER):

- Played in 5 games.
- Dressed but did not play 11 games.
- Completed 2-of-4 passes (50.0 pct.) for 12 yards.
- 8 carries for -13 yards (-1.6 avg.).

**VS. OAKLAND (9/30):** 1 carry for -1 yard.

- Made his NFL debut.

**VS. KANSAS CITY (12/30):** 2-of-4 passing (50.0 pct.) for 12 yards; 3 carries for -6 yards (-2.0 avg.).

- Completed his 1st NFL pass to WR Matt Willis for a 5-yard gain in the 4th quarter.

#### POSTSEASON:

**AFC DIVISIONAL VS. BALTIMORE (1/12):** Dressed but did not play.

### BEFORE THE NFL

#### COLLEGE (ARIZONA STATE):

- 3-year letterman (2009-11) and 1-year starter.

**CAREER:** Played in 25 games with 15 starts; 372-of-620 passing (60.0 pct.) for 5,082 yards and 33 TDs; 137 carries for 221 yards (1.6 avg.) and 4 TDs.

- Posted 7 career 300-yard games.

**JUNIOR (2011):** Started all 13 games; 326-of-516 passing (63.2 pct.) for 4,036 yards and 26 TDs; 83 carries for 90 yards (1.1 avg.) and 3 TDs

- Became 1st quarterback in school history to pass for 4,000 yards in a season.

- Set single-season school records for passing yards (4,036), completions (326), attempts (516) and completion percentage (63.2 pct.).

- His 26 passing TDs were 4th-most in school history.

**SOPHOMORE (2010):** Played in 6 games with 1 start; 22-of-49 completions (56.9 pct.) for 797 yards and 5 TDs; 38 carries for 124 yards (3.3 avg.) and 1 TD.

**TRUE FRESHMAN (2009):** Played in 6 games with 1 start; 24-of-55 passing (43.6 pct.) for 249 yards and 2 TDs; 16 carries for 7 yards (0.4 avg.).

- Became the 1st true freshman to start a game at quarterback for the school since 1993 (QB Jake Plummer).

#### HIGH SCHOOL (FLATHEAD HS – KALISPELL, MONT.)

- Also played basketball and committed to Gonzaga as a sophomore before turning his focus solely to football.
- Averaged 24.9 points, 14.5 rebounds, 2.5 assists, 2.3 steals and 1.8 blocks a game on the basketball court as a junior in 2007-08.

**SENIOR (2008):** 189-of-303 passing (62.4 pct.) for 2,703 yards and 29 TDs; 162 carries for 700 yards (4.3 avg.) and 13 TDs.

- Gatorade HS Player of the Year for Montana.
- Led the state in completions (303) and passing yards (2,703).
- His 303 pass attempts and 29 passing TDs were 2nd in the state.

### OFF THE FIELD

#### COMMUNITY:

- Selected as 1 of the NFLPA's Community MVPs in 2014 for his work with Rocky Mountain Hospital for Children.

#### PERSONAL:

- Married to Erin and has 1 daughter, Blake.
- **MAJOR:** Interdisciplinary studies.

## BROCK OSWEILER'S NFL REGULAR SEASON STATS

YEAR	TEAM	GP	GS	ATT	CMP	PCT	YDS	Y/A	TD	INT	LG	SK/YDS	RATE
2012	DENVER	5	0	4	2	50.0	12	3.0	0	0	7	0/0	56.3
2013	DENVER	4	0	16	11	68.8	95	5.9	0	0	19	2/8	84.1
2014	DENVER	4	0	10	4	40.0	52	5.2	1	0	38	0/0	90.4
2015	DENVER	8	7	275	170	61.8	1967	7.2	10	6	72t	23/151	86.4
2016	HOUSTON	15	14	510	301	59.0	2957	5.8	15	16	53	27/206	72.2
2017	DENVER	6	4	172	96	55.8	1088	6.3	5	5	54t	10/64	72.5
NFL TOTALS		42	25	987	584	59.2	6171	6.3	31	27	72t	62/429	76.5

## BROCK OSWEILER'S NFL REGULAR SEASON RUSHING/RECEIVING STATS

YEAR	TEAM	GP	GS	RUSHING					RECEIVING				
				ATT	YDS	AVG	LG	TD	REC	YDS	AVG	LG	TD
2012	DENVER	5	0	8	-13	-1.6	-1	0	0	0	0.0	-	0
2013	DENVER	4	0	3	2	0.7	4	0	0	0	0.0	-	0
2014	DENVER	4	0	8	0	0.0	4	0	0	0	0.0	-	0
2015	DENVER	8	7	21	61	2.9	8	1	0	0	0.0	-	0
2016	HOUSTON	15	14	30	131	4.4	21	2	1	-14	-14.0	-6	0
2017	DENVER	6	4	14	64	4.6	18t	1	0	0	0.0	-	0
NFL TOTALS		42	25	84	245	2.9	21	4	1	-14.0	-14.0	-6	0

## BROCK OSWEILER'S NFL PLAYOFF STATS

YEAR	TEAM	GP	GS	ATT	CMP	PCT	YDS	Y/A	TD	INT	LG	SK/YDS	RATE
2016	HOUSTON	2	2	65	37	56.9	365	5.6	2	3	38	3/17	63.9
NFL TOTALS		2	2	65	37	56.9	365	5.6	2	3	38	3/17	63.9

## BROCK OSWEILER'S NFL PLAYOFF RUSHING/RECEIVING STATS

YEAR	TEAM	GP	GS	RUSHING					RECEIVING				
				ATT	YDS	AVG	LG	TD	REC	YDS	AVG	LG	TD
2016	HOUSTON	2	2	7	33	4.7	18	1	0	0	0.0	-	0
NFL TOTALS		2	2	7	33	4.7	18	1	0	0	0.0	-	0

### ADDITIONAL STATS

**Career Regular Season Record As A Starter:** (Denver) 5-2 in 2015, (Houston) 8-6 in 2016, (Denver) 0-4 in 2017 for total of 13-12.

**Career Playoff Record As A Starter:** (Houston) 1-1 in 2016.

### OSWEILER'S 4TH QUARTER COMEBACK VICTORIES (4)

DATE	OPP	4Q DEFICIT	4Q STATS	FINAL SCORE
1. 11/29/15	vs. NE	7-21	16-7-131-1-0	30-24
2. 12/28/15	vs. Cin.	10-14	9-7-92-0-0	20-17
3. 9/11/16	vs. Chi.	13-14	7-3-65-1-0	23-14
4. 10/16/16	vs. Ind.	9-23	15-12-135-2-0	26-23

### SINGLE-GAME CAREER HIGHS

<b>Pass Attempts:</b>	51	vs. Oakland, 12/13/15
<b>Completions:</b>	35	vs. Oakland, 12/13/15
<b>Passing Yards:</b>	308	vs. Oakland, 12/13/15
<b>TD Passes:</b>	3	at Pittsburgh, 12/20/15
<b>Longest Pass:</b>	72t	vs. San Diego, 1/3/16
<b>Completion Pct.:</b>	74.1	at Chicago, 11/22/15
<b>Passer Rating:</b>	147.7	at Indianapolis, 12/14/17
<b>Rush Attempts:</b>	6	vs. Oakland, 1/7/17*
<b>Rushing Yards:</b>	27	at Washington, 12/24/17
<b>Longest Run:</b>	21	vs. San Diego, 11/27/16
<b>Rushing TDs:</b>	1	5 times, last: at Indianapolis, 12/14/17

### 300-YARD PASSING GAMES (1)

DATE	OPP	ATT	CMP	PCT	YDS	TD	INT	LG	RATE
12/13/15	vs. Oak.	51	35	68.6	308	0	0	32	84.4

\* AFC Wild Card game

## 2012 GAME-BY-GAME STATS (DENVER)

DATE	OPPONENT	P/S	ATT	CMP	PCT	YDS	TD	INT	LG	SK/YDS
09/09	PITTSBURGH					DID NOT PLAY				
09/17	at Atlanta					DID NOT PLAY				
09/23	HOUSTON					DID NOT PLAY				
09/30	OAKLAND	1/0	0	0	0.0	0	0	0	-	0/0
10/07	at New England					DID NOT PLAY				
10/15	at San Diego					DID NOT PLAY				
10/28	NEW ORLEANS	1/0	0	0	0.0	0	0	0	-	0/0
11/04	at Cincinnati					DID NOT PLAY				
11/11	at Carolina					DID NOT PLAY				
11/18	SAN DIEGO					DID NOT PLAY				
11/25	at Kansas City					DID NOT PLAY				
12/02	TAMPA BAY					DID NOT PLAY				
12/06	at Oakland					DID NOT PLAY				
12/16	at Baltimore	1/0	0	0	0.0	0	0	0	-	0/0
12/23	CLEVELAND	1/0	0	0	0.0	0	0	0	-	0/0
12/30	KANSAS CITY	1/0	4	2	50.0	12	0	0	7	0/0
2012 TOTALS		5/0	4	2	50.0	12	0	0	7	0/0

DATE	OPPONENT	P/S	ATT	CMP	PCT	YDS	TD	INT	LG	SK/YDS
01/12	BALTIMORE*					DID NOT PLAY				

\* AFC Divisional game

## 2013 GAME-BY-GAME STATS (DENVER)

DATE	OPPONENT	P/S	ATT	CMP	PCT	YDS	TD	INT	LG	SK/YDS
09/05	BALTIMORE					DID NOT PLAY				
09/15	at N.Y. Giants					DID NOT PLAY				
09/23	OAKLAND					DID NOT PLAY				
09/29	PHILADELPHIA	1/0	3	2	66.7	10	0	0	5	0/0
10/06	at Dallas					DID NOT PLAY				
10/13	JACKSONVILLE					DID NOT PLAY				
10/20	at Indianapolis					DID NOT PLAY				
10/27	WASHINGTON					DID NOT PLAY				
11/10	at San Diego					DID NOT PLAY				
11/17	KANSAS CITY					DID NOT PLAY				
11/24	at New England	1/0	0	0	0.0	0	0	0	-	0/0
12/01	at Kansas City					DID NOT PLAY				
12/08	TENNESSEE					DID NOT PLAY				
12/12	SAN DIEGO					DID NOT PLAY				
12/22	at Houston	1/0	0	0	0.0	0	0	0	-	0/0
12/29	at Oakland	1/0	13	9	69.2	85	0	0	19	2/8
2013 TOTALS		4/0	16	11	68.8	95	0	0	19	2/8

DATE	OPPONENT	P/S	ATT	CMP	PCT	YDS	TD	INT	LG	SK/YDS
01/12	SAN DIEGO*					DID NOT PLAY				
01/19	NEW ENGLAND**					DID NOT PLAY				
02/02	vs. Seattle***					DID NOT PLAY				
PLAYOFF TOTALS		0/0	0	0	0.0	0	0	0	-	0/0

\* AFC Divisional game

\*\* AFC Championship

\*\*\* Super Bowl XLVIII

## 2014 GAME-BY-GAME STATS (DENVER)

DATE	OPPONENT	P/S	ATT	CMP	PCT	YDS	TD	INT	LG	SK/YDS
09/07	INDIANAPOLIS					DID NOT PLAY				
09/14	KANSAS CITY					DID NOT PLAY				
09/21	at Seattle					DID NOT PLAY				
10/05	ARIZONA					DID NOT PLAY				
10/12	at N.Y. Jets					DID NOT PLAY				
10/19	SAN FRANCISCO	1/0	1	0	0.0	0	0	0	-	0/0
10/23	SAN DIEGO					DID NOT PLAY				
11/02	at New England					DID NOT PLAY				
11/09	at Oakland	1/0	5	2	40.0	13	0	0	9	0/0
11/16	at St. Louis					DID NOT PLAY				
11/23	MIAMI					DID NOT PLAY				
11/30	at Kansas City					DID NOT PLAY				
12/07	BUFFALO					DID NOT PLAY				
12/14	at San Diego	1/0	2	0	0.0	0	0	0	-	0/0
12/22	at Cincinnati					DID NOT PLAY				
12/28	OAKLAND	1/0	2	2	100.0	39	1	0	38	0/0
<b>2014 TOTALS</b>		<b>4/0</b>	<b>10</b>	<b>4</b>	<b>40.0</b>	<b>52</b>	<b>1</b>	<b>0</b>	<b>-</b>	<b>0/0</b>
DATE	OPPONENT	P/S	ATT	CMP	PCT	YDS	TD	INT	LG	SK/YDS
01/11	INDIANAPOLIS*					DID NOT PLAY				

\* AFC Divisional game

## 2015 GAME-BY-GAME STATS (DENVER)

DATE	OPPONENT	P/S	ATT	CMP	PCT	YDS	TD	INT	LG	SK/YDS
09/12	BALTIMORE					DID NOT PLAY				
09/17	at Kansas City					DID NOT PLAY				
09/27	at Detroit					DID NOT PLAY				
10/04	MINNESOTA					DID NOT PLAY				
10/11	at Oakland					DID NOT PLAY				
10/18	at Cleveland					DID NOT PLAY				
11/01	GREEN BAY					DID NOT PLAY				
11/08	at Indianapolis					DID NOT PLAY				
11/15	KANSAS CITY	1/0	24	14	58.3	146	1	1	17	3/20
11/22	at Chicago	1/1	27	20	74.1	250	2	0	48t	5/31
11/29	NEW ENGLAND	1/1	42	23	54.8	270	1	1	39	3/16
12/06	at San Diego	1/1	26	16	61.5	166	1	1	22	1/7
12/13	OAKLAND	1/1	51	35	68.6	308	0	0	32	5/32
12/20	at Pittsburgh	1/1	44	21	47.7	296	3	1	61t	2/15
12/28	CINCINNATI	1/1	39	27	69.2	299	1	0	35	3/22
01/03	SAN DIEGO	1/1	22	14	63.6	232	1	2	72t	1/8
<b>2015 TOTALS</b>		<b>8/7</b>	<b>275</b>	<b>170</b>	<b>61.8</b>	<b>1967</b>	<b>10</b>	<b>6</b>	<b>72t</b>	<b>23/151</b>
DATE	OPPONENT	P/S	ATT	CMP	PCT	YDS	TD	INT	LG	SK/YDS
01/17	PITTSBURGH*					DID NOT PLAY				
01/24	NEW ENGLAND**					DID NOT PLAY				
02/07	vs. Carolina***					DID NOT PLAY				
<b>PLAYOFF TOTALS</b>		<b>0/0</b>	<b>0</b>	<b>0</b>	<b>0.0</b>	<b>0</b>	<b>0</b>	<b>0</b>	<b>-</b>	<b>0/0</b>

\* AFC Divisional game

\*\* AFC Championship

\*\*\* Super Bowl 50

## 2016 GAME-BY-GAME STATS (HOUSTON)

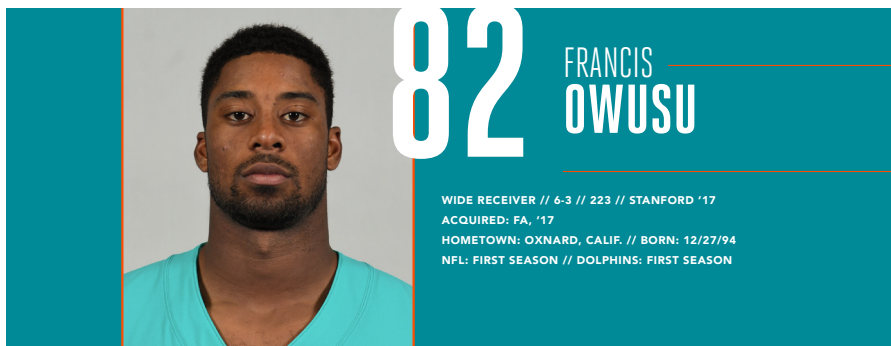
DATE	OPPONENT	P/S	ATT	CMP	PCT	YDS	TD	INT	LG	SK/YDS
09/11	CHICAGO	1/1	35	22	62.9	231	2	1	35	2/16
09/18	KANSAS CITY	1/1	33	19	57.6	268	1	2	53	2/14
09/22	at New England	1/1	41	24	58.5	196	0	1	18	2/21
10/02	TENNESSEE	1/1	37	25	67.6	254	2	2	45	1/10
10/09	at Minnesota	1/1	42	19	45.2	184	1	1	25	4/29
10/16	INDIANAPOLIS	1/1	39	25	64.1	269	2	1	36	1/13
10/24	at Denver	1/1	41	22	53.7	131	0	0	13	1/0
10/30	DETROIT	1/1	29	20	69.0	186	1	1	23	3/22
11/13	at Jacksonville	1/1	27	14	51.9	99	2	0	16	1/7
11/21	at Oakland	1/1	39	26	66.7	243	1	1	24	2/13
11/27	SAN DIEGO	1/1	37	22	59.5	246	0	3	33	1/7
12/04	at Green Bay	1/1	35	22	62.9	202	2	0	44t	2/18
12/11	at Indianapolis	1/1	24	14	58.3	147	0	1	22	2/16
12/18	JACKSONVILLE	1/1	11	6	54.5	48	0	2	16	0/0
12/25	at Kansas City					DID NOT PLAY				
01/01	at Tennessee	1/0	40	21	52.5	253	1	0	51	3/20
<b>2016 TOTALS</b>		<b>15/14</b>	<b>510</b>	<b>301</b>	<b>59.0</b>	<b>2957</b>	<b>15</b>	<b>16</b>	<b>53</b>	<b>27/206</b>
DATE	OPPONENT	P/S	ATT	CMP	PCT	YDS	TD	INT	LG	SK/YDS
01/07	OAKLAND*	1/1	25	14	56.0	168	1	0	38	0/0
01/14	at New England**	1/1	40	23	57.5	197	1	3	19	3/17
<b>PLAYOFF TOTALS</b>		<b>2/2</b>	<b>65</b>	<b>37</b>	<b>56.9</b>	<b>365</b>	<b>2</b>	<b>3</b>	<b>38</b>	<b>3/17</b>

\* AFC Wild Card game

\*\* AFC Divisional game

## 2017 GAME-BY-GAME STATS (DENVER)

DATE	OPPONENT	P/S	ATT	CMP	PCT	YDS	TD	INT	LG	SK/YDS
09/11	L.A. CHARGERS					DID NOT PLAY				
09/17	DALLAS					DID NOT PLAY				
09/24	at Buffalo					DID NOT PLAY				
10/01	OAKLAND					DID NOT PLAY				
10/15	N.Y. GIANTS	1/0	4	2	50.0	18	0	0	9	0/0
10/22	at L.A. Chargers					DID NOT PLAY				
10/30	at Kansas City					DID NOT PLAY				
11/05	at Philadelphia	1/1	38	19	50.0	208	1	2	32	3/17
11/12	NEW ENGLAND	1/1	33	18	54.5	221	1	1	38	0/0
11/19	CINCINNATI	1/1	42	23	54.8	254	1	1	21	3/25
11/26	at Oakland					INACTIVE				
12/03	at Miami					DID NOT PLAY				
12/10	N.Y. JETS					DID NOT PLAY				
12/14	at Indianapolis	1/0	17	12	70.6	194	2	0	54t	0/0
12/24	at Washington	1/1	38	22	57.9	193	0	1	24	4/22
12/31	KANSAS CITY					DID NOT PLAY				
<b>2017 TOTALS</b>		<b>6/4</b>	<b>172</b>	<b>96</b>	<b>55.8</b>	<b>1088</b>	<b>5</b>	<b>5</b>	<b>54t</b>	<b>10/64</b>



## NFL CAREER

### TRANSACTIONS:

- Signed by Miami on Jan. 4, 2018.
- Waived/injury settlement by Miami on Aug. 18, 2017.
- Signed by Miami as an undrafted college free agent on May 5, 2017.

### 2017 (MIAMI):

- Spent the offseason and most of training camp with Miami.

## BEFORE THE NFL

### COLLEGE (STANFORD):

- 4-year letterman (2013-16) and 1-year starter.

**CAREER:** Played in 50 games with 14 starts; 34 receptions for 482 yards (14.2 avg.) and 3 TDs.

**SENIOR (2016):** Played in 11 games with 7 starts; 8 receptions for 113 yards (14.1 avg.) and 1 TD; 1 solo tackle.

**JUNIOR (2015):** Played in all 14 games with 5 starts; 13 receptions for 175 yards (13.5 avg.) and 1 TD; 1 carry for 1 yard.

**SOPHOMORE (2014):** Played in all 13 games with 2 starts; 11 receptions for 138 yards (12.5 avg.); 2 carries for 9 yards (4.5 avg.).

**TRUE FRESHMAN (2013):** Played in 12 games; 2 receptions for 56 yards (28.0 avg.) and 1 TD; 3 tackles (2 solo).

### HIGH SCHOOL (OAKS CHRISTIAN SCHOOL – WESTLAKE VILLAGE, CALIF.)

- Also played basketball and ran track.

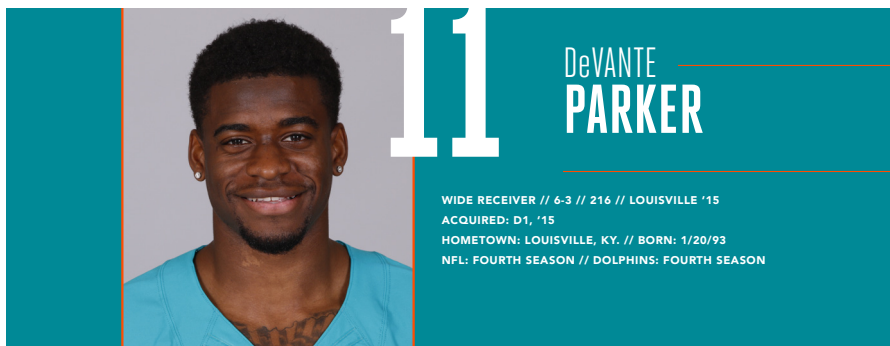
**SENIOR (2012):** 50 receptions for 935 yards (18.7 avg.) and 11 TDs; 7 carries for 206 yards (29.4 avg.) and 2 TDs.

- 1st-team all-county.
- 3rd-team all-state.

## OFF THE FIELD

### PERSONAL:

- Brother, Chris, was a wide receiver at Stanford (2008-11) and played in the NFL for Tampa Bay (2012-14) and the N.Y. Jets (2014-15).
- Mother is from American Samoa and father is from Ghana.
- **PRONUNCIATION:** Last name is pronounced oh-woo-sue.
- **MAJOR:** Science, technology and society.



## NFL CAREER

### TRANSACTIONS:

- 1st-round pick (14th overall) by Miami in the 2015 NFL draft.

### CAREER HIGHLIGHTS:

- Played in 42 career games with 24 starts.
- 139 receptions for 1,908 yards (13.7 avg.) and 8 TDs.
- Averaged 19.0 yards per catch with 26 receptions for 494 yards in his rookie season of 2015. His 19.0 average was the highest by a Dolphins rookie in team history:

HIGHEST RECEIVING AVERAGE (DOLPHINS ROOKIES)				
PLAYER	YEAR	REC	YDS	AVG
1. <b>DEVANTE PARKER</b>	<b>2015</b>	<b>26</b>	<b>494</b>	<b>19.0</b>
2. Chris Chambers	2001	48	883	18.4
3. Ferrell Edmunds	1988	33	575	17.4
4. Nat Moore	1974	37	605	16.4
5. Brian Hartline	2009	31	506	16.3

- His 19.0 receiving average in 2015 was the highest among rookies in the NFL that season (min. 25 receptions):

NFL RECEIVING AVERAGE LEADERS (2015 ROOKIES)				
PLAYER	TEAM	REC	YDS	AVG
1. <b>DEVANTE PARKER</b>	<b>MIAMI</b>	<b>26</b>	<b>494</b>	<b>19.0</b>
2. Dorial Green-Beckham	Tennessee	32	549	17.2
3. Devin Funchess	Carolina	31	473	15.3
4. Amari Cooper	Oakland	72	1,070	14.9
5. Stefon Diggs	Minnesota	52	720	13.9

### 2017 (MIAMI):

- Played in 13 games with 12 starts.
- Inactive for 3 games.
- 57 receptions for 670 yards (11.8 avg.) and 1 TD.
- 1 miscellaneous tackle.

**AT N.Y. JETS (9/24):** 8 receptions for 76 yards (9.5 avg.) and 1 TD.

- Caught a 3-yard TD pass from QB Jay Cutler in the 4th quarter.

**VS. NEW ORLEANS IN LONDON (10/1):** 6 receptions for 69 yards (11.5 avg.).

- Recorded his 100th career reception.

**AT BUFFALO (12/17):** 6 receptions for 89 yards (14.8 avg.).

### 2016 (MIAMI):

- Played in 15 games with 8 starts.
- Inactive 1 game.
- 56 receptions for 744 yards (13.3 avg.) and 4 TDs.
- 2 miscellaneous tackles.

**AT NEW ENGLAND (9/18):** 8 receptions for 106 yards (13.3 avg.).

- All 8 receptions and 106 yards came in the 2nd half.

**AT L.A. RAMS (11/20):** 8 receptions for 79 yards (9.9 avg.) and 1 TD.

- Caught a 9-yard TD with 36 seconds left to win the game.

**AT BUFFALO (12/24):** 4 receptions for 85 yards (21.3 avg.) and 1 TD.

- Caught a 56-yard TD from QB Matt Moore on Miami's 1st possession of the 2nd half.

### POSTSEASON:

**AFC WILD CARD AT PITTSBURGH (1/8):** 4 receptions for 55 yards (13.8 avg.).

### 2015 (MIAMI):

- Played in 14 games with 4 starts.
- Inactive for 1 game.
- Dressed but did not play 1 game.
- 26 receptions for 494 yards (19.0 avg.) and 3 TDs.
- 1 miscellaneous tackle.
- His 19.0 yards per catch average was the highest by a Dolphins rookie in team history.
- His 19.0 receiving average was the highest among NFL rookies in 2015.

**AT WASHINGTON (9/13):** Played but did not record any stats.

- Made his Dolphins debut.

**AT N.Y. JETS (11/29):** 4 receptions for 80 yards (20.0 avg.) and 1 TD.

- Caught a 33-yard TD pass from QB Ryan Tannehill for the 1st TD of his career.

**VS. NEW ENGLAND (1/3):** 5 receptions for 106 yards (21.2 avg.) and 1 TD.

- Became the 1st Dolphins rookie wide receiver to top 100 yards in a game since 2001 (Chris Chambers).

## BEFORE THE NFL

### COLLEGE (LOUISVILLE):

- 4-year letterman (2011-14) and 2-year starter.

**CAREER:** Played in 42 games with 18 starts; 156 receptions for 2,775 yards (17.8 avg.) and 33 TDs.

- Had 10 career 100-yard games.

**SENIOR (2014):** Started 6 games; 43 receptions for 855 yards (19.9 avg.) and 5 TDs.

- 2nd-team All-ACC.

**JUNIOR (2013):** Started 12 games; 55 receptions for 885 yards (16.1 avg.) and 12 TDs.

- His 12 TD receptions tied the school record.

**SOPHOMORE (2012):** Played in all 13 games; 40 receptions for 744 yards (18.6 avg.) and 10 TDs.

- Finished the season with 6 straight games with a TD.

**TRUE FRESHMAN (2011):** Played in 11 games; 18 receptions for 291 yards (16.2 avg.) and 6 TDs.

- His 6 TD receptions led the team.

## HIGH SCHOOL (BALLARD HS – LOUISVILLE, KY.)

**SENIOR (2010):** 68 receptions for 1,793 yards (26.4 avg.) and 19 TDs.

- 1st-team all-state.
- Co-winner of the Paul Hornung Award as the state's top player.

**JUNIOR (2009):**

- 1st-team all-state.

## OFF THE FIELD

### COMMUNITY:

- Helped distribute Thanksgiving meals to local South Florida families in November 2016.

### PERSONAL:

- Father, Anthony Shelman, played running back at Louisville (1991-94).
- **MAJOR:** Communications.

## DeVANTE PARKER'S NFL REGULAR SEASON STATS

YEAR	TEAM	GP	GS	RECEIVING					TD	RUSHING				
				REC	YDS	AVG	LG	TD		ATT	YDS	AVG	LG	TD
2015	MIAMI	14	4	26	494	19.0	49	3	0	0	0	0.0	0	0
2016	MIAMI	15	8	56	744	13.3	56t	4	0	0	0	0.0	0	0
2017	MIAMI	13	12	57	670	11.8	36	1	0	0	0	0.0	0	0
NFL TOTALS		42	24	139	1908	13.7	56t	8	0	0	0	0.0	0	0

## DeVANTE PARKER'S NFL PLAYOFF STATS

YEAR	TEAM	GP	GS	RECEIVING					TD	RUSHING				
				REC	YDS	AVG	LG	TD		ATT	YDS	AVG	LG	TD
2016	MIAMI	1	0	4	55	13.8	37	0	0	0	0	0.0	0	0
PLAYOFF TOTALS		1	0	4	55	13.8	37	0	0	0	0	0.0	0	0

## ADDITIONAL STATS

**Miscellaneous Tackles:** 1 in 2015, 2 in 2016 and 1 in 2017 for total of 4.

## SINGLE-GAME CAREER HIGHS

**Receptions:** 8 3 times, last: at N.Y. Jets, 9/24/17

**Receiving Yards:** 106 twice, last: at New England, 9/18/16

**Longest Rec.:** 56 twice, last: at Buffalo, 12/24/16

**TD Receptions:** 1 8 times, last: at N.Y. Jets, 9/24/17

## 100-YARD RECEIVING GAMES (3)

DATE	OPPONENT	REC	YDS	AVG	LG	TD
1/3/16	NEW ENGLAND	5	106	21.2	46	1
9/18/16	at New England	8	106	13.3	28	0
11/13/16	at San Diego	5	103	20.6	56	0

## 2015 GAME-BY-GAME STATS (MIAMI)

DATE	OPPONENT	P/S	REC	YDS	AVG	LG	TD
09/13	at Washington	1/0	0	0	0.0	-	0
09/20	at Jacksonville	1/0	1	3	3.0	3	0
09/27	BUFFALO	1/0	3	46	15.3	19	0
10/04	N.Y. JETS	1/0	0	0	0.0	-	0
10/18	at Tennessee	1/0	0	0	0.0	-	0
10/25	HOUSTON	1/0	0	0	0.0	-	0
10/29	at New England	1/0	0	0	0.0	-	0
11/08	at Buffalo		INACTIVE				
11/15	at Philadelphia		DID NOT PLAY				
11/22	DALLAS	1/0	0	0	0.0	-	0
11/29	at N.Y. Jets	1/0	4	80	20.0	33t	1
12/06	BALTIMORE	1/1	3	63	21.0	38t	1
12/14	N.Y. GIANTS	1/1	2	16	8.0	14	0
12/20	at San Diego	1/0	4	87	21.8	35	0
12/27	INDIANAPOLIS	1/1	4	93	23.3	49	0
01/03	NEW ENGLAND	1/1	5	106	21.2	46	1
2015 TOTALS		14/4	26	494	19.0	49	3



2016 GAME-BY-GAME STATS (MIAMI)

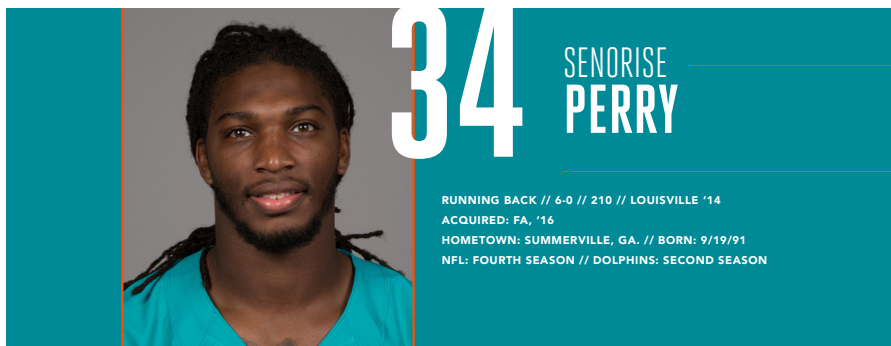
DATE	OPPONENT	P/S	REC	YDS	AVG	LG	TD
09/11	at Seattle		INACTIVE				
09/18	at New England	1/1	8	106	13.3	28	0
09/25	CLEVELAND	1/1	3	51	17.0	26	1
09/29	at Cincinnati	1/1	2	20	10.0	15	0
10/09	TENNESSEE	1/0	2	70	35.0	50	0
10/16	PITTSBURGH	1/0	5	28	5.6	11	0
10/23	BUFFALO	1/0	3	20	6.7	9	0
11/06	N.Y. JETS	1/0	2	8	4.0	4	0
11/13	at San Diego	1/1	5	103	20.6	56	0
11/20	at L.A. Rams	1/1	8	79	9.9	15	1
11/27	SAN FRANCISCO	1/0	3	64	21.3	46	0
12/04	at Baltimore	1/1	3	34	11.3	17	1
12/11	ARIZONA	1/1	2	14	7.0	11	0
12/17	at N.Y. Jets	1/0	1	17	17.0	17	0
12/24	at Buffalo	1/0	4	85	21.3	56	1
01/01	NEW ENGLAND	1/1	5	45	9.0	18	0
2016 TOTALS		15/8	56	744	13.3	56	4

DATE	OPPONENT	P/S	REC	YDS	AVG	LG	TD
01/08	at Pittsburgh*	1/0	4	55	13.8	37	0

\* AFC Wild Card game

2017 GAME-BY-GAME STATS (MIAMI)

DATE	OPPONENT	P/S	REC	YDS	AVG	LG	TD
09/17	at L.A. Chargers	1/1	4	85	21.3	31	0
09/24	at N.Y. Jets	1/1	8	76	9.5	26	1
10/01	NEW ORLEANS	1/1	6	69	11.5	21	0
10/08	TENNESSEE	1/1	1	6	6.0	6	0
10/15	at Atlanta		INACTIVE				
10/22	N.Y. JETS		INACTIVE				
10/26	at Baltimore		INACTIVE				
11/05	OAKLAND	1/0	5	76	15.2	26	0
11/13	at Carolina	1/1	6	66	11.0	24	0
11/19	TAMPA BAY	1/1	4	26	6.5	17	0
11/26	at New England	1/1	1	5	5.0	5	0
12/03	DENVER	1/1	1	5	5.0	5	0
12/11	NEW ENGLAND	1/1	4	40	10.0	15	0
12/17	at Buffalo	1/1	6	89	14.8	36	0
12/24	at Kansas City	1/1	5	63	12.6	34	0
12/31	BUFFALO	1/1	6	64	10.7	24	0
2017 TOTALS		13/12	57	670	11.8	36	1



## NFL CAREER

### TRANSACTIONS:

- Signed by Miami on Jan. 10, 2017.
- Signed to Miami's practice squad on Oct. 12, 2016.
- Released from Chicago's practice squad on Sept. 13, 2016.
- Signed to Chicago's practice squad on Sept. 4, 2016.
- Waived by Chicago on Aug. 28, 2016.
- Signed by Chicago as an undrafted college free agent on May 19, 2014.

### CAREER HIGHLIGHTS:

- Played in 32 career games.
- 8 carries for 30 yards (3.8 avg.).
- 2 receptions for 2 yards (1.0 avg.).
- 14 kickoff returns for 290 yards (20.7 avg.).
- 17 special teams tackles (14 solo), 2 forced fumbles and 1 fumble recovery; 1 safety.

### 2017 (MIAMI):

- Played in all 16 games.
- 8 carries for 30 yards (3.8 avg.).
- 10 kickoff returns for 202 yards (20.2 avg.).
- 9 special teams tackles (6 solo).

**VS. DENVER (12/3):** 5 carries for 22 yards (4.4 avg.); 1 kickoff return for 20 yards; 1 solo special teams tackle.

- Tackled WR Isaiah McKenzie in the end zone for a safety on a Denver punt return in the 4th quarter.
- His 5 carries were the 1st rushing attempts of his career.

**VS. NEW ENGLAND (12/11):** 2 kickoff returns for 33 yards (16.5 avg.); 2 special teams tackles (1 solo).

**VS. BUFFALO (12/31):** 3 carries for 8 yards (2.7 avg.); 1 reception for 3 yards; 2 kickoff returns for 59 yards (29.5 avg.).

### 2016 (MIAMI/CHICAGO):

- Spent 11 games on Miami's practice squad and 1 game on Chicago's practice squad.
- Spent the offseason and training camp with Chicago before being waived on Aug. 28.

### 2015 (CHICAGO):

- Missed the entire season after he was placed on injured reserve on Sept. 1.

### 2014 (CHICAGO):

- Played in all 16 games.
- 1 reception for -1 yard.
- 4 kickoff returns for 88 yards (22.0 avg.).
- 10 special teams tackles (8 solo) and 2 forced fumbles.

**VS. BUFFALO (9/7):** 1 assisted special teams tackle.

- Made his NFL debut.

**AT CAROLINA (10/5):** 1 solo special teams tackle and 1 forced fumble.

- The forced fumble was the 1st of his career.

**AT DETROIT (11/27):** 1 reception for -1 yard; 2 special teams tackles (1 solo) and 1 forced fumble.

## BEFORE THE NFL

### COLLEGE (LOUISVILLE):

- 4-year letterman (2010-13) and 1-year starter.

**CAREER:** Played in 46 games with 6 starts; 289 carries for 1,409 yards (4.9 avg.) and 18 TDs; 36 receptions for 359 yards (10.0 avg.) and 1 TD; 22 kickoff returns for 513 yards (23.3 avg.); 30 tackles (23 solo) and 1 forced fumble.

**SENIOR (2013):** Played in all 13 games with 6 starts; 141 carries for 677 yards (4.8 avg.) and 6 TDs; 18 receptions for 178 yards (9.9 avg.) and 1 TD; 7 kickoff returns for 166 yards (23.7 avg.); 7 tackles (6 solo) and 1 forced fumble.

**JUNIOR (2012):** Played in 11 games; 136 carries for 705 yards (5.2 avg.) and 11 TDs; 18 receptions for 181 yards (10.1 avg.); 7 kickoff returns for 137 yards (19.6 avg.); 5 tackles (2 solo).

- His 11 rushing TDs led the team.

- His 705 rushing yards were 2nd on the team.

**SOPHOMORE (2011):** Played in all 13 games; 12 carries for 27 yards (2.3 avg.) and 1 TD; 8 kickoff returns for 210 yards (26.3 avg.); 11 tackles (9 solo) and 1 blocked punt.

**TRUE FRESHMAN (2010):** Played in 9 games; 7 tackles (6 solo).

### HIGH SCHOOL (CHATTOOGA HS – SUMMERVILLE, GA.)

- Played running back and linebacker.
- Also participated in track and field, winning state titles in the 100 meters and long jump.

**SENIOR (2009):** 918 rushing yards; 216 receiving yards; 12 offensive TDs; 6 return TDs.

- All-state as a return specialist.
- All-area on defense.

## OFF THE FIELD

### COMMUNITY:

- Participated in the 2017 Fins Weekend event.
- Joined teammates and staff for the Dolphins Cancer Challenge in 2018.

### PERSONAL:

- Participated in the 2017 Dolphins Business Combine at Hard Rock Stadium where he and teammates learned about the different behind the scenes jobs of an NFL team.
- **PRONUNCIATION:** First name is pronounced suh-nah-riss.
- **MAJOR:** Communications.

## SENIORISE PERRY'S NFL REGULAR SEASON STATS

YEAR	TEAM	GP	GS	RUSHING					RECEIVING				
				ATT	YDS	AVG	LG	TD	REC	YDS	AVG	LG	TD
2014	CHICAGO	16	0	0	0	0.0	0	0	1	-1	-1.0	-1	0
2015	CHICAGO			INJURED RESERVE									
2016	CHICAGO/MIAMI			PRACTICE SQUAD									
2017	MIAMI	16	0	8	30	3.8	12	0	1	3	3.0	3	0
NFL TOTALS		32	0	8	30	3.8	12	0	2	2	1.0	3	0

## SENIORISE PERRY'S NFL REGULAR SEASON RETURNING STATS

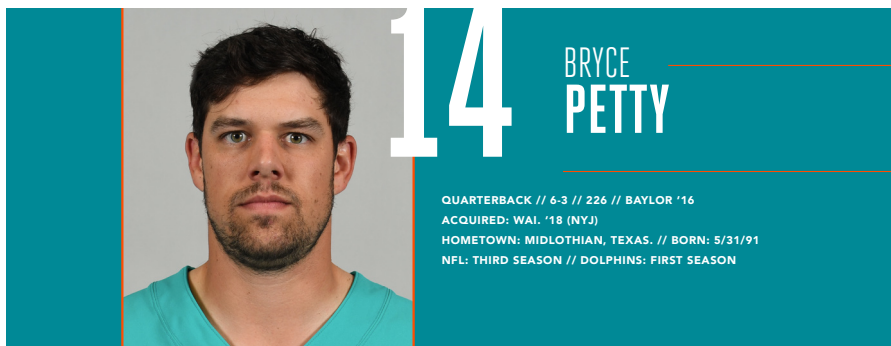
		KICKOFF RETURN					PUNT RETURN					
YEAR	TEAM	KR	YDS	AVG	LG	TD	PR	FC	YDS	AVG	LG	TD
2014	CHICAGO	4	88	22.0	21	0	0	0	0	0.0	-	0
2015	CHICAGO	INJURED RESERVE										
2016	CHICAGO/MIAMI	PRACTICE SQUAD										
2017	MIAMI	10	202	20.2	37	0	0	0	0	0.0	-	0
NFL TOTALS		14	290	20.7	37	0	0	0	0	0.0	-	0

### ADDITIONAL STATS

**Special Teams Tackles:** (Chicago) 10 in 2014, (Miami) 9 in 2017 for total of 19.  
**Miscellaneous Fumble Recoveries:** 1 in 2017.  
**Safeties:** 1 in 2017.

### SINGLE-GAME CAREER HIGHS

**Rushes:** 5 vs. Denver, 12/3/17  
**Rushing Yards:** 22 vs. Denver, 12/3/17  
**Longest Rush:** 12 vs. Denver, 12/3/17  
**Receptions:** 1 twice, last: vs. Buffalo, 12/31/17  
**Receiving Yards:** 3 vs. Buffalo, 12/31/17  
**Longest Reception:** 3 vs. Buffalo, 12/31/17  
**Special Teams Tackles:** 2 twice, last: vs. New England, 12/11/17



## NFL CAREER

### TRANSACTIONS:

- Awarded off waivers to Miami on May 4, 2018.
- Waived by the N.Y. Jets on May 3, 2018.
- 4th-round pick (103rd overall) by the N.Y. Jets in the 2015 NFL draft.

### CAREER HIGHLIGHTS:

- Played in 10 career games with 7 starts.
- Completed 130-of-245 passes (53.1 pct.) for 1,353 yards and 4 TDs for a QB rating of 57.7.
- 12 carries for 74 yards (6.2 avg.).

### 2017 (N.Y. JETS):

- Played in 4 games with 3 starts.
- Dressed but did not play in 11 games.
- Inactive for 1 game.
- Completed 55-of-112 passes (49.1 pct.) for 544 yards and 1 TD for a QB rating of 55.1.
- 7 carries for 55 yards (7.9 avg.).

**AT NEW ORLEANS (12/17):** 19-of-39 passing (48.7 pct.) for 179 yards and 1 TD; 2 carries for 16 yards (8.0 avg.).

- Made his 1st start of the season.

**AT NEW ENGLAND (12/31):** 19-of-36 passing (52.8 pct.) for 232 yards; 1 carry for -1 yard.

### 2016 (N.Y. JETS):

- Played in 6 games with 4 starts.
- Dressed but did not play in 2 games.
- Inactive for 7 games.
- Missed the final game of the season after being placed on injured reserve on Dec. 26.
- Completed 75-of-133 passes (56.4 pct.) for 809 yards and 3 TDs for a QB rating of 60.0.
- 5 carries for 19 yards (3.8 avg.).

**AT MIAMI (11/6):** 2-of-2 passing (100.0 pct.) for 19 yards.

- Made his NFL debut after briefly replacing an injured QB Ryan Fitzpatrick.

**VS. L.A. RAMS (11/13):** 19-of-32 passing (59.4 pct.) for 163 yards and 1 TD.

- Made his 1st NFL start.

**AT SAN FRANCISCO (12/11):** 23-of-35 passing (65.7 pct.) for 257 yards; 4 carries for 19 yards (4.8 avg.).

- Earned his 1st NFL win as a starting quarterback.

### 2015 (N.Y. JETS):

- Dressed but did not play 4 games.
- Inactive for 12 games.

## BEFORE THE NFL

### COLLEGE (BAYLOR):

- 4-year letterman (2011-14) and 2-year starter.

**CAREER:** Played in 36 games with 25 starts; 527-of-845 passing (62.4 pct.) for 8,195 yards and 62 TDs; 192 carries for 338 yards (1.8 avg.) and 21 TDs.

- Set 31 school, 2 Big 12 and 1 NCAA records.
- Left school as the program's all-time leader in several career records: passing efficiency (166.03), TD-to-interception ratio (6.20), passing yards per play (7.73), total yards per play (8.23), interception percentage (1.18) and yards per attempt (9.7).
- His 1.18 career interception percentage was the lowest in NCAA history.
- His 9.7 career yards per attempt average was the best in Big 12 history.
- Was part of the winningest class in school history, earning bowl bids in all 4 years he lettered and winning 2 Big 12 titles.
- Threw a TD in all 25 of his starts.

**SENIOR (2014):** Started 12 games; 270-of-428 passing (63.1 pct.) for 3,855 yards and 29 TDs; 84 carries for 101 yards (1.2 avg.) and 6 TDs.

- All-American honorable mention.
- 2nd-team All-Big 12.
- Finalist for the Unita Golden Arm (nation's top senior quarterback), Manning (nation's top quarterback) and Earl Campbell Tyler Rose Awards (nation's top offensive player that exhibits integrity, performance, teamwork, sportsmanship, drive, community and tenacity).
- Led his team to a Big 12 championship.
- Led the Big 12 and was 8th in FBS with 157.83 pass efficiency rating.
- Also led the Big 12 in passing yards per game (321.2, 6th nationally), yards per attempt (9.0, 5th nationally) and yards per completion (14.3, 12th nationally).
- Set school single-season records in 500-yard passing games (2) and 400-yard passing games (4, tied).

**JUNIOR (2013):** Started all 13 games; 250-of-403 passing (62.0 pct.) for 4,200 yards and 32 TDs; 94 carries for 209 yards (2.2 avg.) and 14 TDs.

- 2nd-team All-American.
- Big 12 Player of the Year.
- Consensus Big 12 Offensive Player of the Year.
- Big 12 Conference Male Athlete of the Year.
- Unanimous 1st-team All-Big 12.
- Inaugural Earl Campbell Tyler Rose Award winner (nation's top offensive player that exhibits integrity, performance, teamwork, sportsmanship, drive, community and tenacity).
- Finalist for the Manning Award (nation's top quarterback).
- Led the nation in yards per completion (16.8) and was 2nd in passing efficiency (174.29) and points responsible for per game (21.2).
- Led the Big 12 in passing yards (4,200, 4th nationally), total offense (339.2 yards per game, 8th nationally), passing TDs (32, 11th nationally) and rushing TDs (14, 19th nationally).
- Set single-season school records for total yards per play (8.87), TD-to-interception ratio (10.67), 330-yard passing games (10) and rushing TDs by a QB (14).

**SOPHOMORE (2012):** Played in 6 games; 7-of-10 passing (70.0 pct.) for 97 yards and 1 TD; 10 carries for 13 yards (1.3 avg.) and 1 TD.

**REDSHIRT FRESHMAN (2011):** Played in 5 games; 3-of-4 passing (75.0 pct.) for 43 yards; 4 carries for 15 yards (3.8 avg.).

- Redshirted in 2010.

## HIGH SCHOOL (MIDLOTHIAN HS – MIDLOTHIAN, TEXAS)

**SENIOR (2008):** 134-of-222 passing (60.4 pct.) for 1,507 yards and 4 TDs; 166 rushing yards and 5 TDs.

- 2nd-team all-district.

**JUNIOR (2007):** 2,042 passing yards and 16 TDs; 101 rushing yards and 5 TDs.

- 1st-team all-district.

**SOPHOMORE (2006):** 979 passing yards and 4 TDs.

- Named district's sophomore of the year.

## OFF THE FIELD

### PERSONAL:

- **MAJOR:** Health science studies.

## BRYCE PETTY'S NFL REGULAR SEASON STATS

YEAR	TEAM	GP	GS	ATT	CMP	PCT	YDS	Y/A	TD	INT	LG	SK/YDS	RATE
2016	N.Y. JETS	6	4	133	75	56.4	809	6.1	3	7	52	13/79	60.0
2017	N.Y. JETS	4	3	112	55	49.1	544	4.9	1	3	46	8/55	55.1
<b>NFL TOTALS</b>		<b>10</b>	<b>7</b>	<b>245</b>	<b>130</b>	<b>53.1</b>	<b>1353</b>	<b>5.5</b>	<b>4</b>	<b>10</b>	<b>52</b>	<b>21/134</b>	<b>57.7</b>

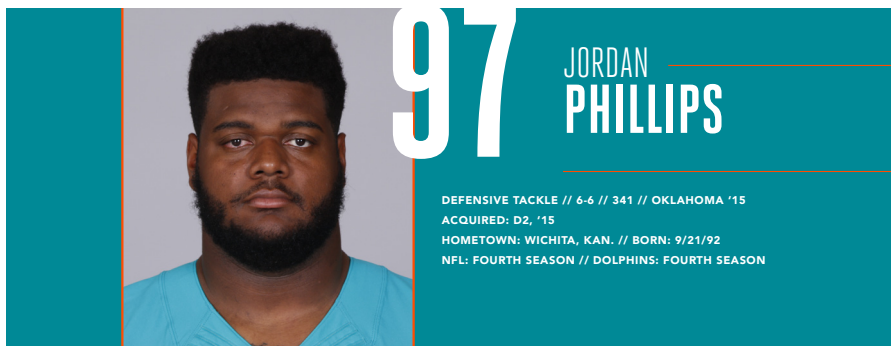
### ADDITIONAL STATS

**Rushing:** 5 for 19 yards (3.8 avg.) in 2016, 7 for 55 yards (7.9 avg.) in 2017 for total of 12 for 74 yards (6.2 avg.).

**Miscellaneous Tackles:** 1 in 2016.

### SINGLE-GAME CAREER HIGHS

<b>Pass Attempts:</b>	39	at New Orleans, 12/17/17
<b>Completions:</b>	23	at San Francisco, 12/11/16
<b>Completion Pct.:</b>	65.7	at San Francisco, 12/11/16
<b>Passing Yards:</b>	257	at San Francisco, 12/11/16
<b>Passing TDs:</b>	1	4 times, last: at New Orleans, 12/17/17
<b>Rushes:</b>	4	at San Francisco, 12/11/16
<b>Rushing Yards:</b>	33	vs. L.A. Chargers, 12/24/17



# JORDAN PHILLIPS

DEFENSIVE TACKLE // 6-6 // 341 // OKLAHOMA '15  
ACQUIRED: D2, '15  
HOMETOWN: WICHITA, KAN. // BORN: 9/21/92  
NFL: FOURTH SEASON // DOLPHINS: FOURTH SEASON

## NFL CAREER

### TRANSACTIONS:

- 2nd-round pick (52nd overall) by Miami in the 2015 NFL draft.

### CAREER HIGHLIGHTS:

- Played in 44 career games with 26 starts.
- 58 tackles (37 solo), 4.5 sacks, 1 interception and 10 passes defended.
- 1 blocked PAT.

### 2017 (MIAMI):

- Played in 13 games with 11 starts.
- Inactive for 3 games.
- 16 tackles (10 solo), 2 sacks and 3 passes defended.

AT NEW ENGLAND (11/26): 3 tackles (2 solo).

VS. DENVER (12/3): 2 solo tackles, 1 sack and 1 pass defended.

- Sacked QB Trevor Siemian for a loss of 14 yards on 3rd-and-5 in the 3rd quarter, forcing Denver to punt.

VS. NEW ENGLAND (12/11): 1 solo tackle and 1 sack.

- Sacked QB Tom Brady for a loss of 8 yards in the 3rd quarter.

### 2016 (MIAMI):

- Played in all 16 games with 11 starts.
- 23 tackles (13 solo), 0.5 sacks, 1 interception and 3 passes defended.
- 1 blocked PAT.

AT SEATTLE (9/11): 4 assisted tackles and 0.5 sacks.

- Pushed an offensive lineman into QB Russell Wilson, causing a fumble recovered by the Dolphins.

VS. N.Y. JETS (11/6): 1 solo tackle, 1 interception and 1 pass defended.

- Intercepted QB Ryan Fitzpatrick and returned it 17 yards in the 3rd quarter.

VS. ARIZONA (12/11): 1 pass defended.

- Blocked a K Chandler Catanzaro PAT that was returned by S Walt Aikens for a defensive 2-point conversion.

### POSTSEASON:

AFC WILD CARD AT PITTSBURGH (1/8): 3 tackles (2 solo).

### 2015 (MIAMI):

- Played in 15 games with 4 starts.
- Inactive for 1 game.
- 19 tackles (14 solo), 2 sacks and 4 passes defended.

AT WASHINGTON (9/13): 1 solo tackle and 1 sack.

- Made his NFL debut.

- Sacked QB Kirk Cousins on the first series of his NFL career.

VS. DALLAS (11/22): 2 solo tackles and 2 passes defended.

VS. BALTIMORE (12/6): 4 tackles (1 solo) and 1 pass defended.

- Deflected a 2nd quarter QB Matt Schaub pass that resulted in a S Reshad Jones interception.

## BEFORE THE NFL

### COLLEGE (OKLAHOMA):

- 3-year letterman and 2-year starter (2013-14).

CAREER: Played in 28 games with 17 starts; 57 tackles (28 solo), 2 sacks, 2 passes defended and 1 fumble recovery.

JUNIOR (2014): Started all 13 games; 38 tackles (20 solo), 2 sacks, 1 pass defended and 1 fumble recovery.

- 2nd-team All-Big 12.

SOPHOMORE (2013): Started 4 games; 7 tackles (2 solo), 1.5 sacks and 1 pass defended.

REDSHIRT FRESHMAN (2012): Played in 11 games; 12 tackles (6 solo).

- Redshirted in 2011.

### HIGH SCHOOL (CIRCLE HS – TOWANDA, KAN.)

- Played on the defensive line, tight end and punter.

SENIOR (2010): 68 tackles, 8.5 sacks, 1 interception and 2 fumble recoveries; 17 receptions for 400 yards (23.5 avg.) and 4 receiving TDs; 2 rushing TDs; 2 blocked kicks; 36.9 yard punting average.

- All-state.

JUNIOR (2009): 40 tackles, 2.5 sacks, 1 forced fumble and 2 fumble recoveries; 15 receptions for 138 yards (9.2 avg.) and 2 TDs.

## OFF THE FIELD

### COMMUNITY:

- Cheered on participants at the Dolphins Cancer Challenge in February 2018.

PERSONAL:

- MAJOR: Criminology.

JORDAN PHILLIPS' NFL REGULAR SEASON STATS															
YEAR	TEAM	GP	GS	TACKLES					INTERCEPTIONS					FUMBLES	
				TOT	SOLO	ASST	SK	YDS	INT	YDS	LG	TD	PD	FF	FR
2015	MIAMI	15	4	19	14	5	2.0	14.0	0	0	0	0	4	0	0
2016	MIAMI	16	11	23	13	10	0.5	0.0	1	17	17	0	3	0	0
2017	MIAMI	13	11	16	10	6	2.0	22.0	0	0	0	0	3	0	0
NFL TOTALS		44	26	58	37	21	4.5	36.0	1	17	17	0	10	0	0

JORDAN PHILLIPS' NFL PLAYOFF STATS															
YEAR	TEAM	GP	GS	TACKLES					INTERCEPTIONS					FUMBLES	
				TOT	SOLO	ASST	SK	YDS	INT	YDS	LG	TD	PD	FF	FR
2016	MIAMI	1	1	3	2	1	0.0	0.0	0	0	0	0	0	0	0
NFL TOTALS		1	1	3	2	1	0.0	0.0	0	0	0	0	0	0	0

ADDITIONAL STATS

Blocked Kicks: 1 blocked PAT in 2016.

SINGLE-GAME CAREER HIGHS

Tackles:

4

twice, last: at Seattle, 9/11/16

Sacks:

1

4 times, last: vs. New England, 12/11/17

Interceptions:


1

vs. N.Y. Jets, 11/6/16

Passes Defensed:

2

vs. Dallas, 11/22/15



65

JAMIYUS  
PITTMAN

DEFENSIVE TACKLE // 6-2 // 319 // CENTRAL FLORIDA '18

ACQUIRED: FA, '18

HOMETOWN: MOULTRIE, GA. // BORN: 10/23/94

NFL: ROOKIE SEASON // DOLPHINS: ROOKIE SEASON

BEFORE THE NFL

COLLEGE (CENTRAL FLORIDA):

- 4-year letterman (2014-17) and 3-year starter.
- CAREER:** Played in 49 games with 33 starts; 138 tackles (67 solo), 13 sacks, 4 passes defended and 1 forced fumble; 1 blocked kick; 1 reception for 4 yards and 1 TD.
- SENIOR (2017):** Started 12 games; 47 tackles (24 solo) and 4.5 sacks; 1 reception for 4 yards and 1 TD.
- 1st-team All-AAC.
- JUNIOR (2016):** Played in 12 games with 8 starts; 28 tackles (14 solo), 2 sacks and 1 pass defended.
- 2nd-team All-AAC.
- SOPHOMORE (2015):** Played in all 12 games with 11 starts; 45 tackles (19 solo), 4.5 sacks and 2 passes defended.
- TRUE FRESHMAN (2014):** Played in all 13 games with 2 starts; 18 tackles (10 solo), 2 sacks, 1 pass defended and 1 forced fumble.

HIGH SCHOOL (COLQUITT COUNTY HS – MOULTRIE, GA.)

- Also played basketball.
- SENIOR (2013):** Played in 8 games; Approximately 50 tackles and 4 sacks.
- All-region honorable mention.
- JUNIOR (2012):** 76 tackles and 10 sacks.
- 1st-team all-region.
- SOPHOMORE (2011):**
- 1st-team all-region.

OFF THE FIELD

PERSONAL:

- MAJOR:** Interdisciplinary studies.

JAMIYUS PITTMAN'S COLLEGE STATS															
YEAR	TEAM	GP	GS	TACKLES					INTERCEPTIONS					FUMBLES	
				TOT	SOLO	ASST	SK	YDS	INT	YDS	LG	TD	PD	FF	FR
2014	UCF	13	2	18	10	8	2.0	12.0	0	0	–	0	1	1	0
2015	UCF	12	11	45	19	26	4.5	35.0	0	0	–	0	2	0	0
2016	UCF	12	8	28	14	14	2.0	17.0	0	0	–	0	1	0	0
2017	UCF	12	12	47	24	23	4.5	24.0	0	0	–	0	0	0	0
NCAA TOTALS		49	33	138	67	71	13.0	88.0	0	0	–	0	4	1	0





51

QUENTIN

POLING

LINEBACKER // 6-1 // 235 // OHIO '18

ACQUIRED: D7A, '18

HOMETOWN: GOMER, OHIO // BORN: 8/17/94

NFL: ROOKIE SEASON // DOLPHINS: ROOKIE SEASON

BEFORE THE NFL

COLLEGE (OHIO):

- 4-year starter (2014-17).
- CAREER:** Started 50 games; 374 tackles (217 solo), 18.5 sacks, 7 interceptions, 21 passes defended and 7 forced fumbles.
- Set school records for career solo tackles (217) and tackles for loss (44).
- SENIOR (2017):** Started all 13 games; 107 tackles (49 solo), 5.5 sacks, 4 passes defended and 3 forced fumbles.
- 1st-team All-MAC.
  - His 107 tackles led the team.
  - Team captain.
- JUNIOR (2016):** Started all 14 games; 109 tackles (66 solo), 4 sacks, 5 passes defended and 2 forced fumbles.
- 1st-team All-MAC.
  - Team captain.
- SOPHOMORE (2015):** Started 11 games; 69 tackles (47 solo), 4 sacks, 4 interceptions, 6 passes defended and 2 forced fumbles.
- His 69 tackles led the team.
- REDSHIRT FRESHMAN (2014):** Started all 12 games; 89 tackles (55 solo), 5 sacks, 3 interceptions and 6 passes defended.

- His 89 tackles led the team.
- Redshirted in 2013.

HIGH SCHOOL (ELIDA HS – ELIDA, OHIO)

- 509 career tackles, 20 sacks, 12 forced fumbles and 9 interceptions.
- Also competed in track and field and wrestling.

SENIOR (2012):

- 1st-team all-state.
- Northwest Ohio Defensive Back of the Year.
- All-Northwest Ohio.

JUNIOR (2011):

- 1st-team all-state.
- All-Northwest Ohio.

SOPHOMORE (2010):

- All-Northwest Ohio.

OFF THE FIELD

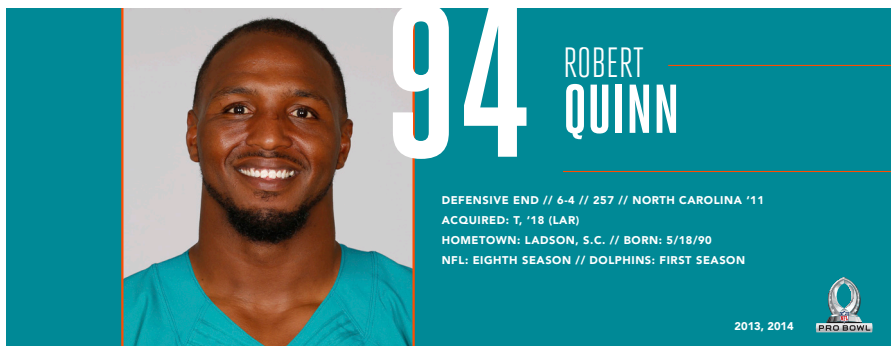
PERSONAL:

- **PRONUNCIATION:** Last name is pronounced POHL-ing.
- **MAJOR:** Pre-exercise physiology with a minor in biology.

QUENTIN POLING'S COLLEGE STATS															
YEAR	TEAM	GP	GS	TACKLES					INTERCEPTIONS					FUMBLES	
				TOT	SOLO	ASST	SK	YDS	INT	YDS	LG	TD	PD	FF	FR
2014	OHIO	12	12	89	55	34	5.0	30.0	3	77	33	0	6	0	0
2015	OHIO	11	11	69	47	22	4.0	30.0	4	86	25	2	6	2	0
2016	OHIO	14	14	109	66	43	4.0	41.0	0	0	–	0	5	2	0
2017	OHIO	13	13	107	49	58	5.5	46.0	0	0	–	0	4	3	0
NCAA TOTALS		50	50	374	217	157	18.5	147.0	7	163	33	2	21	7	0

ADDITIONAL STATS

Defensive Touchdowns: 2 in 2015.



## NFL CAREER

### TRANSACTIONS:

- Traded from the L.A. Rams to Miami on March 14, 2018.
- 1st-round pick (14th overall) by St. Louis in the 2011 NFL draft.

### CAREER HONORS:

- 2014 Pro Bowl selection.
- 2014 1st-team All-Pro.
- 2013 Pro Bowl selection.
- 2013 Pro Football Writers of America (PFWA) Defensive Player of the Year.
- 2013 1st-team All-Pro.
- 2013 Daniel F. Reeves Team MVP (St. Louis).
- NFC Defensive Player of the Week (vs. Arizona, 9/8/13).
- NFC Special Teams Player of the Week (vs. New Orleans, 10/30/11).

### CAREER HIGHLIGHTS:

- Played in 95 career games with 76 starts.
- 217 tackles (174 solo), 62.5 sacks, 17 passes defended, 20 forced fumbles and 2 fumble recoveries.
- 3 blocked punts.
- Tied for 3rd among all-time career sack leaders in Rams history:

#### RAMS ALL-TIME CAREER SACK LEADERS

PLAYER	YEARS	SACKS
1. Leonard Little	1998-2009	87.5
2. Kevin Greene	1985-92	72.5
3. Kevin Carter	1995-2000	62.5
<b>ROBERT QUINN</b>	<b>2011-17</b>	<b>62.5</b>
5. Chris Long	2008-15	54.5

- Leads the NFL with 20 forced fumbles since 2012:

#### NFL FORCED FUMBLES LEADERS (2012-PRESENT)

PLAYER	TEAM(S)	FFs
<b>1. ROBERT QUINN</b>	<b>STL/LAR</b>	<b>20</b>
2. Von Miller	Denver	19
3. Ryan Kerrigan	Washington	18
4. Lavonte David	Tampa Bay	17
Cameron Wake	Miami	17

- Posted 3 consecutive double-digit sack seasons (2012-14).
- His 19 sacks in 2013 were a single-season

franchise record and 2nd in the NFL that season:

#### RAMS SINGLE-SEASON SACK LEADERS

PLAYER	YEAR	SACKS
<b>1. ROBERT QUINN</b>	<b>2013</b>	<b>19.0</b>
2. Kevin Carter	1999	17.0
3. Kevin Greene	1988	16.5
Kevin Greene	1989	16.5
5. Leonard Little	2001	14.5

#### NFL SACK LEADERS (2013)

PLAYER	TEAM	SACKS
1. Robert Mathis	Indianapolis	19.5
<b>2. ROBERT QUINN</b>	<b>ST. LOUIS</b>	<b>19.0</b>
3. Greg Hardy	Carolina	15.0
4. Mario Williams	Buffalo	13.0
5. Cameron Jordan	New Orleans	12.5

- Joined DE Chris Long in 2012 as the 1st pair of Rams to record double-digit sacks in a single season since 2000.

### 2017 (L.A. RAMS):

- Played in 15 games with 14 starts.
- Inactive for 1 game.
- 32 tackles (21 solo), 8.5 sacks, 1 pass defended and 2 forced fumbles.
- Transitioned from defensive end to outside linebacker in the offseason.

**VS. NEW ORLEANS (11/26):** 5 tackles (3 solo), 1 sack and 1 forced fumble.

- Strip-sacked QB Drew Brees on a 3rd down on New Orleans' 1st drive of the game, forcing a Saints punt.

**AT ARIZONA (12/3):** 3 solo tackles and 2 sacks.

- Sacked QB Blaine Gabbert twice in the 4th quarter to help preserve the victory.

**AT SEATTLE (12/17):** 2 solo tackles, 2 sacks and 1 forced fumble.

- Strip-sacked QB Russell Wilson in the 2nd quarter and the turnover led to a Rams TD on the ensuing possession.

### POSTSEASON:

**NFC WILD CARD VS. ATLANTA (1/6):** 3 solo tackles and 1 sack.

- Sacked QB Matt Ryan for a loss of 10 yards in the 2nd quarter.

### 2016 (L.A. RAMS):

- Played in 9 games with 8 starts.
- Inactive for 4 games.

- Missed the rest of the season after being placed on injured reserve on Dec. 15.
  - 10 tackles (8 solo), 4 sacks, 2 passes defended and 2 forced fumbles.
- VS. SEATTLE (9/18):** 2 tackles (1 solo), 1 sack and 1 forced fumble.
- Strip-sacked QB Russell Wilson on the final play of the 1st half.
- AT TAMPA BAY (9/25):** 3 solo tackles, 1 sack and 1 forced fumble.
- Strip-sacked QB Jameis Winston in the 4th quarter, which was returned by DL Ethan Westbrooks for a 77-yard TD.
- VS. MIAMI (11/20):** 1 solo tackle and 1 sack.
- Sacked QB Ryan Tannehill for a loss of 10 yards in the 2nd quarter.

## 2015 (ST. LOUIS):

- Played in 8 games with 7 starts.
  - Inactive for 5 games.
  - Missed the rest of the season after being placed on injured reserve on Dec. 17.
  - 21 tackles (13 solo), 5 sacks, 3 passes defended and 3 forced fumbles.
- VS. SEATTLE (9/13):** 5 tackles (3 solo) and 2 sacks.
- Sacked QB Russell Wilson twice.
- VS. PITTSBURGH (9/27):** 1 solo tackle, 1 sack, 1 pass defended and 1 forced fumble.
- Strip-sacked QB Michael Vick in the 4th quarter.
- AT GREEN BAY (10/11):** 6 tackles (4 solo), 1 sack and 1 forced fumble.
- Strip-sacked QB Aaron Rodgers in the 3rd quarter and the ball was recovered by the Rams.

## 2014 (ST. LOUIS):

- Started all 16 games.
  - 46 tackles (39 solo), 10.5 sacks, 6 passes defended and 5 forced fumbles.
  - Marked his 3rd consecutive double-digit sack season.
- AT KANSAS CITY (10/26):** 5 solo tackles, 2 sacks and 1 forced fumble.
- Sacked QB Alex Smith twice on back-to-back snaps near the end of the 2nd quarter.
- AT SAN FRANCISCO (11/2):** 4 solo tackles, 2 sacks, 1 forced fumble and 1 pass defended.
- Sacked QB Colin Kaepernick twice in the 2nd quarter, including 1 strip-sack that was recovered by the Rams.
- VS. OAKLAND (11/30):** 5 solo tackles, 3 sacks and 2 forced fumbles.
- All 3 sacks came in the 2nd half, including 2 strip-sacks in the 4th quarter.

## PRO BOWL:

- Selected to his 2nd consecutive Pro Bowl.

## HONORS:

- 1st-team All-Pro.

## 2013 (ST. LOUIS):

- Started all 16 games.
- 57 tackles (50 solo), 19 sacks, 1 pass defended, 7 forced fumbles and 2 fumble recoveries.
- His 19 sacks were a single-season franchise record and 2nd in the NFL that season.
- Marked his 2nd consecutive season recording

10+ sacks.

**VS. ARIZONA (9/8):** 3 solo tackles, 3 sacks and 2 forced fumbles.

- Sacked QB Carson Palmer 3 times, including a strip-sack in the 4th quarter that led to a Rams field goal to tie the game in an eventual victory.

**VS. CHICAGO (11/24):** 4 solo tackles, 1 sack, 1 pass defended, 1 forced fumble and 1 fumble recovery.

- Strip-sacked QB Josh McCown in the 4th quarter and returned it 31 yards for his 1st NFL TD.

**VS. TAMPA BAY (12/22):** 6 solo tackles and 3 sacks.

- Sacked QB Mike Glennon 3 times, including twice in the 4th quarter, to help preserve the win.

## PRO BOWL:

- Selected as a captain in his 1st Pro Bowl appearance.

## HONORS:

- Pro Football Writers of America (PFWA) Defensive Player of the Year.
- 1st-team All-Pro.
- Daniel F. Reeves Team MVP.
- NFC Defensive Player of the Week (vs. Arizona, 9/8).

## 2012 (ST. LOUIS):

- Played in all 16 games with 14 starts.
- 29 tackles (24 solo), 10.5 sacks, 2 passes defended and 1 forced fumble.
- His 10.5 sacks were 2nd on the team.
- Joined DE Chris Long as the 1st pair of Rams to record double-digit sacks in a single season since 2000.

**AT DETROIT (9/9):** 3 solo tackles and 1 sack.

- Sacked QB Matthew Stafford in the 3rd quarter for a loss of 9 yards.

**VS. ARIZONA (10/4):** 6 tackles (4 solo), 3 sacks, 1 pass defended and 1 forced fumble.

- Sacked QB Kevin Kolb 3 times, including a strip-sack to end Arizona's final possession and preserve the win.

**AT SAN FRANCISCO (11/11):** 4 tackles (3 solo) and 1.5 sacks.

- Sacked QB Colin Kaepernick twice, including once in the 4th quarter.

## 2011 (ST. LOUIS):

- Played in 15 games with 1 start.
- Inactive for 1 game.
- 22 tackles (19 solo), 3 sacks and 2 passes defended.
- 3 blocked punts.

**AT N.Y. GIANTS (9/19):** 2 solo tackles and 1 sack.

- Sacked QB Eli Manning for a loss of 8 yards in the 3rd quarter for his 1st NFL sack.
- Made his NFL debut.

**VS. NEW ORLEANS (10/30):** 2 solo tackles and 1 sack; 1 blocked punt.

- Sacked QB Drew Brees for a loss of 9 yards in the 2nd quarter.
- Blocked a punt by P Thomas Morstead to give his team the ball at the opposing 15-yard line and set up a TD.

**VS. CINCINNATI (12/18):** 1 solo tackle and 1 pass defended.

- Made his 1st NFL start.

## HONORS:

- NFC Special Teams Player of the Week (vs. New Orleans, 10/30).

## BEFORE THE NFL

### COLLEGE (NORTH CAROLINA):

- 2-year starter (2008-09).

**CAREER:** Started 25 games; 86 tackles (57 solo), 13 sacks, 4 passes defended and 8 forced fumbles.

**SOPHOMORE (2009):** Started all 13 games; 52 tackles (35 solo), 11 sacks, 3 passes defended and 6 forced fumbles.

- His 11 sacks were 2nd in the ACC and 16th in the nation.
- His 6 forced fumbles were 2nd in the ACC and 4th in the nation.
- 2nd-team All-American.
- 1st-team All-ACC.
- Finished 2nd in ACC Defensive Player of the Year voting.

**TRUE FRESHMAN (2008):** Started 12 games; 34 tackles (22 solo), 2 sacks, 1 pass defended and 2 forced fumbles.

- ACC Brian Piccolo Award winner (league's most courageous player) after he battled back from a brain injury as a high school senior.

## HIGH SCHOOL (FORT DORCHESTER HS – NORTH CHARLESTON, S.C.)

- Won 3 consecutive heavyweight wrestling state titles.

**SENIOR (2007):** 54 tackles and 5 sacks.

- Season was shortened after undergoing brain surgery for a benign tumor.

## OFF THE FIELD

### COMMUNITY:

- Hosted his own bowling event to benefit Africa.
- Has participated in several charitable efforts such as Make-A-Wish Celebrity Server Dinner, Urban League Turkey Distribution, Ronald McDonald House Charities and Big Plays Little Wishes to benefit Big Brothers, Big Sisters.

### PERSONAL:

- **MAJOR:** African-American studies.

## ROBERT QUINN'S NFL REGULAR SEASON STATS

YEAR	TEAM	GP	GS	TACKLES					SK	YDS	INTERCEPTIONS					FUMBLES	
				TOT	SOLO	ASST					INT	YDS	LG	TD	PD	FF	FR
2011	ST. LOUIS	15	1	22	19	3		5.0	35.0		0	0	0	0	2	0	0
2012	ST. LOUIS	16	14	29	24	5		10.5	61.0		0	0	0	0	2	1	0
2013	ST. LOUIS	16	16	57	50	7		19.0	145.0		0	0	0	0	1	7	2
2014	ST. LOUIS	16	16	46	39	7		10.5	73.0		0	0	0	0	6	5	0
2015	ST. LOUIS	8	7	21	13	8		5.0	23.0		0	0	0	0	3	3	0
2016	L.A. RAMS	9	8	10	8	2		4.0	33.0		0	0	0	0	2	2	0
2017	L.A. RAMS	15	14	32	21	11		8.5	67.5		0	0	0	0	1	2	0
NFL TOTALS		95	76	217	174	43		62.5	437.5		0	0	0	0	17	20	2

## ROBERT QUINN'S NFL PLAYOFF STATS

YEAR	TEAM	GP	GS	TACKLES					SK	YDS	INTERCEPTIONS					FUMBLES	
				TOT	SOLO	ASST					INT	YDS	LG	TD	PD	FF	FR
2017	L.A. RAMS	1	1	3	3	0		1.0	10.0		0	0	0	0	0	0	0
NFL TOTALS		1	1	3	3	0		1.0	10.0		0	0	0	0	0	0	0

## ADDITIONAL STATS

**Blocked Kicks:** (St. Louis) 3 blocked punts in 2011.

## SINGLE-GAME CAREER HIGHS

<b>Tackles:</b>	6	3 times, last: at Green Bay, 10/11/15
<b>Sacks:</b>	3	5 times, last: vs. Oakland, 11/30/14
<b>Passes Defended:</b>	3	vs. Denver, 11/16/14
<b>Forced Fumbles:</b>	2	twice, last: vs. Oakland, 11/30/14
<b>Fumble Recoveries:</b>	1	twice, last: vs. New Orleans, 12/15/13



RUNNING BACK // 5-9 // 210 // LOUISVILLE '17  
 ACQUIRED: FA, '17  
 HOMETOWN: MIAMI, FLA. // BORN: 3/18/93  
 NFL: FIRST SEASON // DOLPHINS: FIRST SEASON

## NFL CAREER

### TRANSACTIONS:

- Signed by Miami on Jan. 1, 2018.
- Signed to Miami's practice squad on Nov. 29, 2017.
- Waived by Tennessee on Sept. 2, 2017.
- Signed by Tennessee on Aug. 7, 2017.
- Waived by Indianapolis on June 1, 2017.
- Signed by Indianapolis as an undrafted college free agent on May 4, 2017.

### 2017 (MIAMI/TENNESSEE/INDIANAPOLIS):

- Spent part of the season on Miami's practice squad.
- Was with Tennessee during training camp.
- Spent part of the offseason with Indianapolis.

## BEFORE THE NFL

### COLLEGE (LOUISVILLE):

- 4-year letterman (2013-16) and 2-year starter.

**CAREER:** Played in 50 games with 22 starts; 437 carries for 2,365 yards (5.4 avg.) and 26 TDs; 20 receptions for 199 yards (10.0 avg.) and 1 TD.

- Finished his collegiate career 10th in the school's all-time rushing charts (2,365 yards) and 7th all-time in rushing TDs (26).

**SENIOR (2016):** Played in all 13 games with 10 starts; 138 carries for 903 yards (6.5 avg.) and 6 TDs; 9 receptions for 86 yards (9.6 avg.) and 1 TD.

**JUNIOR (2015):** Played in 12 games with 7 starts; 139 carries for 634 yards (4.6 avg.) and 7 TDs; 4 receptions for 20 yards (5.0 avg.).

**SOPHOMORE (2014):** Played in all 13 games with 5 starts; 144 carries for 737 yards (5.1 avg.) and 12 TDs; 6 receptions for 84 yards (14.0 avg.); 12 kickoff returns for 261 yards (21.8 avg.).

**REDSHIRT FRESHMAN (2013):** Played in 12 games; 16 carries for 91 yards (5.6 avg.) and 1 TD; 1 reception for 9 yards.

- Redshirted in 2012.

### HIGH SCHOOL (COLUMBUS HS – MIAMI, FLA.)

#### SENIOR (2011):

- Helped his school win regional and district championships.

**JUNIOR (2010):** 49 carries for 473 yards (9.7 avg.).

- 3rd-team all-state.

## OFF THE FIELD

### PERSONAL:

- **MAJOR:** Communications.



## BEFORE THE NFL

### COLLEGE (FAIRMONT STATE):

- 4-year starter (2014-17).
- Transferred from West Virginia after his redshirt freshman season (2013).

**CAREER (AT FAIRMONT STATE):** Played in 38 games with 36 starts; 169 tackles (93 solo), 19 sacks, 8 passes defended, 4 forced fumbles and 6 fumble recoveries.

**SENIOR (2017 AT FAIRMONT STATE):** Started 6 games; 33 tackles (15 solo), 2 sacks, 1 pass defended, 2 forced fumbles and 1 fumble recovery.

- 2nd-team All-MEC.

**JUNIOR (2016 AT FAIRMONT STATE):** Started all 12 games; 52 tackles (23 solo), 12 sacks, 4 passes defended, 2 forced fumbles and 3 fumble recoveries; 1 blocked kick.

- MEC Defensive Player of the Year.
- 1st-team All-MEC.
- D2 All-American honorable mention.
- Finalist for the Cliff Harris Award, given annually to the top defensive player in small college football.

### SOPHOMORE (2015 AT FAIRMONT STATE):

Started all 10 games; 49 tackles (30 solo), 4 sacks, 3 passes defended and 2 forced fumbles; 1 blocked kick.

- 2nd-team All-MEC.

### TRUE FRESHMAN (2014 AT FAIRMONT STATE):

Played in all 10 games with 8 starts; 35 tackles (25 solo) and 1 sack.

- Redshirted in 2013 at West Virginia.

### HIGH SCHOOL (BISHOP WALSH HS – CUMBERLAND, MD.)

- Played tight end and linebacker.
- Also played basketball, where he was named his conference's player of the year.

**SENIOR (2012):** 10 receptions for 187 yards (18.7 avg.) and 2 TDs.

- 1st-team all-area.

**JUNIOR (2011):** 26 receptions for 593 yards (22.8 avg.) and 7 TDs.

- 1st-team all-area.

## OFF THE FIELD

### PERSONAL:

- **MAJOR:** Criminal justice.

QUINCY REDMON'S COLLEGE STATS															
YEAR	TEAM	GP	GS	TACKLES					INTERCEPTIONS					FUMBLES	
				TOT	SOLO	ASST	SK	YDS	INT	YDS	LG	TD	PD	FF	FR
2014	FAIRMONT STATE	10	8	35	25	10	1.0	14.0	0	0	–	0	0	0	0
2015	FAIRMONT STATE	10	10	49	30	19	4.0	20.0	0	0	–	0	3	0	2
2016	FAIRMONT STATE	12	12	52	23	29	12.0	80.0	0	0	–	0	4	2	3
2017	FAIRMONT STATE	6	6	33	15	18	2.0	25.0	0	0	–	0	1	2	1
NCAA TOTALS		38	36	169	93	76	19.0	139.0	0	0	–	0	8	4	6



# JASON SANDERS

KICKER // 5-11 // 186 // NEW MEXICO '18  
 ACQUIRED: D7B, '18  
 HOMETOWN: ORANGE, CALIF. // BORN: 11/16/95  
 NFL: ROOKIE SEASON // DOLPHINS: ROOKIE SEASON

## BEFORE THE NFL

### COLLEGE (NEW MEXICO):

- 4-year letterman (2014-17).

**CAREER:** Played in 50 games; 25-of-35 field goals (71.4 pct.) and 111-of-112 PATs (99.1 pct.) for 186 points; 9 special teams tackles; 1 special teams forced fumble; 266 kickoffs and 195 touchbacks.

- Set a school record for consecutive extra points made with 81.
- Set a school record for most 50+ yard field goals (4).

**SENIOR (2017):** Played in all 12 games; 10-of-15 field goals (66.7 pct.) and 28-of-28 PATs (100.0 pct.) for 58 points; 1 special teams tackle; 48 kickoffs and 39 touchbacks.

- His 81.3 touchback percentage was 3rd in FBS.

**JUNIOR (2016):** Played in all 13 games; 12-of-13 field goals (92.3 pct.) and 61-of-62 PATs (98.4 pct.) for 97 points; 3 special teams tackles; 84 kickoffs and 69 touchbacks.

- His 83.8 touchback percentage led all of FBS.
- His 59 extra points made set a school record.

**SOPHOMORE (2015):** Played in all 13 games; 3-of-7 field goals (42.9 pct.) and 22-of-22 PATs (100.0 pct.) for 31 points; 72 kickoffs and 50 touchbacks.

**TRUE FRESHMAN (2014):** Played in all 12 games; 5 special teams tackles; 1 special teams forced fumble; 62 kickoffs and 37 touchbacks.

### HIGH SCHOOL (VILLA PARK HS – VILLA PARK, CALIF.)

- Also played soccer.

**SENIOR (2013):** 7-of-12 field goals (58.3 pct.) and 31-of-34 PATs (91.2 pct.); 26 punts for 1,170 yards (45.0 avg.); 57 kickoffs and 38 touchbacks.

- Named his league's Special Teams Player of the Year.

**JUNIOR (2012):** 8-of-15 field goals (53.3 pct.) and 43-of-46 PATs (93.5 pct.); 47 punts for 2,157 yards (45.9 avg.); 81 kickoffs and 54 touchbacks.

- 1st-team all-league.
- 2nd-team all-state.

## OFF THE FIELD

### PERSONAL:

- **MAJOR:** Business and political science.

## JASON SANDERS' COLLEGE STATS

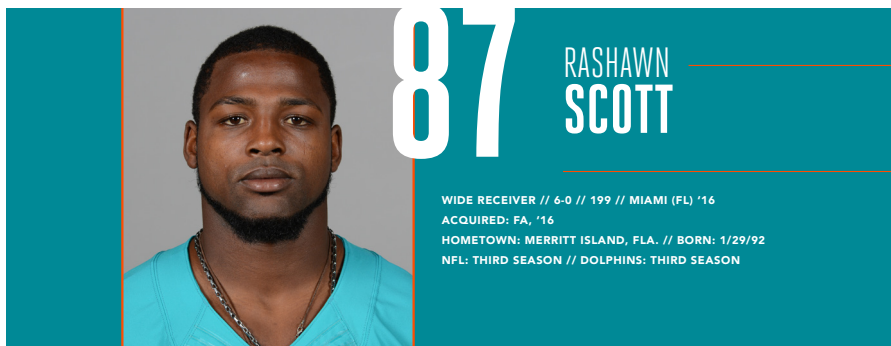
YEAR	TEAM	GP	FGM	FGA	PCT	LG	XPM	XPA	PCT	PTS
2014	NEW MEXICO	12	0	0	0.0	—	0	0	0.0	0
2015	NEW MEXICO	13	3	7	42.9	32	22	22	100.0	31
2016	NEW MEXICO	13	12	13	92.3	52	61	62	98.4	97
2017	NEW MEXICO	12	10	15	66.7	53	28	28	100.0	58
NCAA TOTALS		50	25	35	71.4	53	111	112	99.1	186

## ADDITIONAL STATS

**Special Teams Tackles:** 5 in 2014, 3 in 2016, 1 in 2017 for total of 9.

**Special Teams Forced Fumbles:** 1 in 2014.

**Kickoffs:** 62 kickoffs and 37 touchbacks in 2014, 72 kickoffs and 50 touchbacks in 2015, 84 kickoffs and 69 touchbacks in 2016, 48 kickoffs and 39 touchbacks in 2017 for total of 266 kickbacks and 195 touchbacks.



## NFL CAREER

### TRANSACTIONS:

- Promoted from Miami's practice squad on Dec. 28, 2017.
- Signed to Miami's practice squad on Nov. 30, 2017.
- Waived by Miami on Nov. 29, 2017.
- Promoted from Miami's practice squad on Dec. 1, 2016.
- Signed to Miami's practice squad on Sept. 5, 2016.
- Waived by Miami on Sept. 3, 2016.
- Signed by Miami as an undrafted college free agent on May 6, 2016.

### CAREER HIGHLIGHTS:

- Played in 3 career games.

### 2017 (MIAMI):

- Played in 1 game.
- Inactive for 3 games.
- Spent 4 games on Miami's practice squad.
- Missed the rest of the season after he was placed on the physically unable to perform list on July 27 and activated on Oct. 31.

**VS. TAMPA BAY (11/19):** Played but did not record any stats.

### 2016 (MIAMI):

- Played in 2 games.
- Inactive for 3 games.
- Spent 11 games on Miami's practice squad.

**AT BUFFALO (12/24):** Played but did not record any stats.

- Made his NFL debut.

### POSTSEASON:

**AFC WILD CARD AT PITTSBURGH (1/8):** Played but did not record any stats.

## BEFORE THE NFL

### COLLEGE (MIAMI):

- 4-year letterman (2011-13; 2015) and 1-year starter.

**CAREER:** Played in 32 games with 11 starts; 91 receptions for 1,247 yards (13.7 avg.) and 8 TDs.

**SENIOR (2015):** Played in all 13 games with 11 starts; 52 receptions for 695 yards (13.2 avg.) and 5 TDs.

- Redshirted in 2014 due to injury.

**JUNIOR (2013):** Played in 4 games; 3 receptions for 38 yards (12.7 avg.).

**SOPHOMORE (2012):** Played in 9 games; 35 receptions for 512 yards (14.6 avg.) and 3 TDs.

**TRUE FRESHMAN (2011):** Played in 6 games; 1 reception for 2 yards.

### HIGH SCHOOL (MELBOURNE CENTRAL CATHOLIC – MELBOURNE, FLA.)

- Also played basketball and ran track.

**SENIOR (2010):** 845 receiving yards, 945 rushing yards and 565 passing yards; 31 total TDs; 3 interceptions; 2 fumble returns for TDs; 1 safety.

**JUNIOR (2009):** 45 receptions for 901 yards (20.0 avg.) and 12 TDs.

## OFF THE FIELD

### COMMUNITY:

- Participated in several team community and charitable efforts such as the Dolphins Cancer Challenge Fall Family Fest, the AARP Foundation Million Meal Pack, hurricane relief efforts, Thanksgiving meal distribution, visiting local schools and giving away beds to underprivileged children at the Ashley HomeStore Hope to Dream Sleepover event.

### PERSONAL:

- **MAJOR:** Liberal arts.



RASHAWN SCOTT'S NFL REGULAR SEASON STATS													
YEAR	TEAM	GP	GS	RECEIVING					RUSHING				
				REC	YDS	AVG	LG	TD	ATT	YDS	AVG	LG	TD
2016	MIAMI	2	0	0	0	0.0	0	0	0	0	0.0	0	0
2017	MIAMI	1	0	0	0	0.0	0	0	0	0	0.0	0	0
NFL TOTALS		3	0	0	0	0.0	0	0	0	0	0.0	0	0

RASHAWN SCOTT'S NFL PLAYOFF STATS													
YEAR	TEAM	GP	GS	RECEIVING					RUSHING				
				REC	YDS	AVG	LG	TD	ATT	YDS	AVG	LG	TD
2016	MIAMI	1	0	0	0	0.0	0	0	0	0	0.0	0	0
PLAYOFF TOTALS		1	0	0	0	0.0	0	0	0	0	0.0	0	0



## NFL CAREER

### TRANSACTIONS:

- Signed by Miami as an unrestricted free agent from Chicago on March 16, 2018.
- Signed by Chicago on Sept. 4, 2016.
- Released by Green Bay on Sept. 3, 2016.
- 4th-round pick (135th overall) by Green Bay in the 2008 NFL draft.

### CAREER HONORS:

- 2016 Pro Bowl selection.
- 2015 Pro Bowl selection.
- 2015 2nd-team All-Pro.
- 2015 PFWA All-NFC team.
- 2014 Pro Bowl selection.
- 2014 1st-team All-Pro.
- 2014 PFWA All-NFC team.
- 2013 2nd-team All-Pro.
- 2013 PFWA All-NFC team.
- 2012 Pro Bowl selection.
- 2010 Offensive Lineman of the Year by the NFL Alumni Association.

### CAREER HIGHLIGHTS:

- Played in 147 career games with 137 starts.
- Won Super Bowl XLV with Green Bay at the end of the 2010 season.
- Has gone an entire season without allowing a sack on 3 different occasions (2010, 2014 and 2016).
- Started 13 playoff games and allowed 1 sack and was flagged for 2 penalties.
- During his 8 seasons in Green Bay (2008-15), the Packers were 3rd in the NFL in total touchdowns (417) and 5th in yards per game (371.7).

### 2017 (CHICAGO):

- Started 13 games – 11 at left guard and 2 at right guard.
- Inactive for 3 games.
- Committed just 2 penalties the entire season.

### AT BALTIMORE (10/15):

- Blocked for RB Jordan Howard, who carried 36 times for 167 yards (4.6 avg.) in the victory.

### AT CINCINNATI (12/10):

- Helped the offense set season highs with 33 points scored and 482 total yards.

### 2016 (CHICAGO):

- Played in 13 games with 12 starts, all at left guard.
- Inactive for 3 games.
- Did not allow a sack the entire season.

### AT HOUSTON (9/11):

- Started at left guard.
- Made his Bears debut and was in the starting lineup just 7 days after signing with the team.

### VS. DETROIT (10/2):

- Started at left guard.
- Helped protect QB Brian Hoyer, who completed 28-of-36 passes (77.8 pct.) for 302 yards and 2 TDs in the victory.

### PRO BOWL:

- Selected to his 3rd consecutive Pro Bowl and 4th overall.
- Started at right guard for the NFC team.

### 2015 (GREEN BAY):

- Started all 16 games – 15 at left guard and 1 at left tackle.
- Helped the team finish tied for 4th in fewest giveaways (17) and 12th in rushing (115.6 yards per game).

### POSTSEASON:

### NFC WILD CARD AT WASHINGTON (1/10):

- Started at left guard.

### NFC DIVISIONAL AT ARIZONA (1/16):

- Started at left guard.

### PRO BOWL:

- Earned his 2nd straight Pro Bowl nod and the 3rd selection of his career.
- Became the 1st Packers guard to earn consecutive Pro Bowl selections since Mike Rivera (2002-04).
- Started at left guard for Team Rice.

### HONORS:

- 2nd-team All-Pro selection.
- PFWA All-NFC team.

### 2014 (GREEN BAY):

- Started all 16 games at left guard.
- Did not allow a sack all season and was flagged for only 3 penalties.
- Helped the offense lead the NFL in scoring (30.4 points per game) and finish 6th in yards per game (386.1) and tied for 1st in fewest giveaways with a franchise-record 13.
- The offense allowed just 30 sacks, tied for 9th in the league and Green Bay's lowest since 2007 (19).

- Helped QB Aaron Rodgers earn the NFL's Most Valuable Player award after leading the NFL in TD/INT ratio (7.60, 38/5) and finishing 2nd in passer rating (112.2), 2nd in yards per attempt (8.43) and 3rd in TD passes (38).

#### POSTSEASON:

**NFC DIVISIONAL VS. DALLAS (1/11):** Started at left guard.

**NFC CHAMPIONSHIP AT SEATTLE (1/18):** Started at left guard.

#### PRO BOWL:

- Earned his 2nd career Pro Bowl selection.
- Started at left guard for Team Carter.

#### HONORS:

- 1st-team All-Pro selection.
- PFWA All-NFC team.

#### 2013 (GREEN BAY):

- Started all 16 games at left guard.
- Allowed just 1.5 sacks and was flagged for 6 penalties.
- Transitioned to the left side after playing right guard his entire career.
- Helped the offense finish 3rd in the NFL with 6,404 total yards, the 2nd-most in franchise history, despite using 4 different quarterbacks and QB Aaron Rodgers missing 7 games.
- The offensive line helped the team finish in the top 10 in both passing (6th) and rushing (7th) for the 1st time since 2004.
- Blocked for RB Eddie Lacy, whose 1,178 rushing yards set a team rookie record and helped earn him NFL Offensive Rookie of the Year.

#### POSTSEASON:

**NFC WILD CARD VS. SAN FRANCISCO (1/5):** Started at left guard.

#### HONORS:

- 2nd-team All-Pro selection, becoming the first Packers offensive lineman to earn All-Pro honors since Mike Rivera in 2003.
- PFWA All-NFC team.

#### 2012 (GREEN BAY):

- Started all 16 games at right guard.
- Allowed just 2.5 sacks and was flagged for 6 penalties.
- Was 1 of just 2 Packers offensive linemen to start every game (T Marshall Newhouse) and joined Newhouse as the only players on the team to play every offensive snap.
- Helped the offense finish 5th in scoring (27.1 points per game) and 2nd in fewest giveaways (16).
- Protected QB Aaron Rodgers, who led the NFL in passer rating (108.0), TD percentage (7.1) and TD/INT ratio (4.88), while finishing 2nd in passing TDs (39) and 3rd in completion percentage (67.2).

#### POSTSEASON:

**NFC WILD CARD VS. MINNESOTA (1/5):** Started at right guard.

**NFC DIVISIONAL AT SAN FRANCISCO (1/12):** Started at right guard.

#### PRO BOWL:

- Earned his 1st career Pro Bowl selection.
- Became the 1st Packers guard to earn a Pro Bowl

nod since Mike Rivera in 2004.

#### 2011 (GREEN BAY):

- Started 14 games at right guard.
- Inactive for 2 games.
- Allowed just 2 sacks and was flagged for 6 penalties.
- Helped the offense set franchise records for points (560), total net yards (6,482) and total net passing yards (4,924).
- The 560 points were 3rd-most in NFL history.
- Protected QB Aaron Rodgers, who earned NFL MVP honors after setting an NFL single-season record for passer rating (122.5) and team records for TD passes (45), passing yards (4,643), yards per attempt (9.25), completion percentage (68.3) and 300-yard games (8).

#### POSTSEASON:

**NFC DIVISIONAL VS. N.Y. GIANTS (1/15):** Started at right guard.

#### 2010 (GREEN BAY):

- Started all 16 games at right guard.
- Did not allow a sack the entire season and was flagged for only 3 penalties.
- Played every offensive snap for the 2nd consecutive season.
- Helped the team finish 9th in the NFL in overall offense and 5th in passing.

#### POSTSEASON:

**NFC WILD CARD AT PHILADELPHIA (1/9):** Started at right guard.

**NFC DIVISIONAL AT ATLANTA (1/15):** Started at right guard.

**NFC CHAMPIONSHIP AT CHICAGO (1/23):** Started at right guard.

**SUPER BOWL XLV VS. PITTSBURGH (2/6):** Started at right guard.

#### HONORS:

- NFL Offensive Lineman of the Year by the NFL Alumni Association.

#### 2009 (GREEN BAY):

- Started all 16 games at right guard.
- Was flagged 4 times during the season.
- Played every offensive snap.
- Blocked for RB Ryan Grant's 1,253-yard rushing season.

#### POSTSEASON:

**NFC WILD CARD AT ARIZONA (1/10):** Started at right guard.

#### 2008 (GREEN BAY):

- Played in 11 games with 2 starts at right guard.
- Inactive for 3 games.
- Dressed but did not play 2 games.
- Also played special teams.

### BEFORE THE NFL

#### COLLEGE (UCF):

- 4-year letterman (2004-07) and 3-year starter.

**CAREER:** Played in 50 games with 43 starts.

- Joined his classmate Keith Shologan as the 1st 2 players in school history to appear in 50 games.

- Helped lead a resurgence of the program, going from an 0-11 season as a freshman (2004) to winning the school's 1st conference championship as a senior (2007).

**SENIOR (2007):** Started all 14 games, earning 10 starts at right tackle, 3 at right guard and 1 at left guard.

- 1st-team All-Conference USA.
- Helped school win its 1st conference title.
- Blocked for an offense that set school records for points (501) and rushing yards (3,287).
- Paved the way for RB Kevin Smith to total the 2nd-most single-season rushing yards in NCAA history (2,567).

**JUNIOR (2006):** Started all 12 games at right tackle.

**SOPHOMORE (2005):** Started all 13 games at right tackle.

**TRUE FRESHMAN (2004):** Played in all 11 games with 4 starts at right guard.

### HIGH SCHOOL (PENSACOLA CATHOLIC HS – PENSACOLA, FLA.)

- Allowed just 3 sacks over his final 2 seasons.
- Played offensive and defensive line.
- Also lettered twice in basketball.

**SENIOR (2003):** 50 tackles and 6 sacks.

- 2nd-team all-state.
- 1st-team all-area.

## OFF THE FIELD

### COMMUNITY:

- Hosted the Josh Sitton Holiday Shopping Event for several years, buying gifts for children to help support the PALS Program of Brown County, Wis.

- Through his contracting company, Bear General Contractors, has helped sponsor an annual football camp for kids in Pensacola and also helped sponsor a dinner to raise money for a Pensacola homeless shelter.

- Participated in several team community initiatives, including the Packers Tailgate Tour, several charity golf tournaments and the Jordy Nelson Celebrity Softball Game.

- Traveled to Montana to attend the Doug Betters Whitefish Winter Classic, an annual event held by the former Dolphins defensive end to benefit children in need of pediatric medical treatment.

- Regularly hosts football camps in his hometown.
- Is a board member of the Studer Community Institute, which raises awareness for brain development in children ages 0-4 years old.

### PERSONAL:

- Appeared in the movie Pitch Perfect 2 in 2015 with 4 of his Packers teammates.
- Partnered with his good friend, Chris Jaubert, to start Bear General Contractors in Lafayette, La. in 2014.
- Moved the company's headquarters to Pensacola, Fla. in 2016.
- Married to Kristen.
- **PRONUNCIATION:** Last name is pronounced SITT-en.
- **MAJOR:** Criminal justice.

## JOSH SITTON'S NFL REGULAR SEASON STATS

**GAMES/STARTS:** (Green Bay) 2008: 11/2, 2009: 16/16, 2010: 16/16, 2011: 14/14, 2012: 16/16, **NFL TOTALS: 147/137**  
2013: 16/16, 2014: 16/16, 2015: 16/16, (Chicago) 2016: 13/12, 2017: 13/13

## JOSH SITTON'S NFL PLAYOFF STATS

**GAMES/STARTS:** (Green Bay) 2009: 1/1, 2010: 4/4, 2011: 1/1, 2012: 2/2, 2013: 1/1, 2014: 2/2, **PLAYOFF TOTALS: 13/13**  
2015: 2/2



## NFL CAREER

### TRANSACTIONS:

- Signed by Miami as an undrafted college free agent on May 5, 2017.

### 2017 (MIAMI):

- Inactive for 5 games.
- Missed 11 games after being placed on injured reserve on Oct. 3 and activated on Dec. 20.

## BEFORE THE NFL

### COLLEGE (VIRGINIA):

- 4-year starter (2013-16).

### CAREER:

- Played in 45 games with 44 starts.
- Started 44 consecutive games to finish his career.
- Started at right tackle for every game from 2014-16.

**SENIOR (2016):** Started all 12 games at right tackle.

**JUNIOR (2015):** Started all 12 games at right tackle.

**SOPHOMORE (2014):** Started all 12 games at right tackle.

**TRUE FRESHMAN (2013):** Played in 9 games with 8 starts at right tackle.

- Freshman All-American.
- Became the 4th true freshman in school history to start at a tackle position.

## HIGH SCHOOL (COLUMBIA HS – DECATUR, GA.)

- Also played basketball.

### SENIOR (2012):

- All-county.

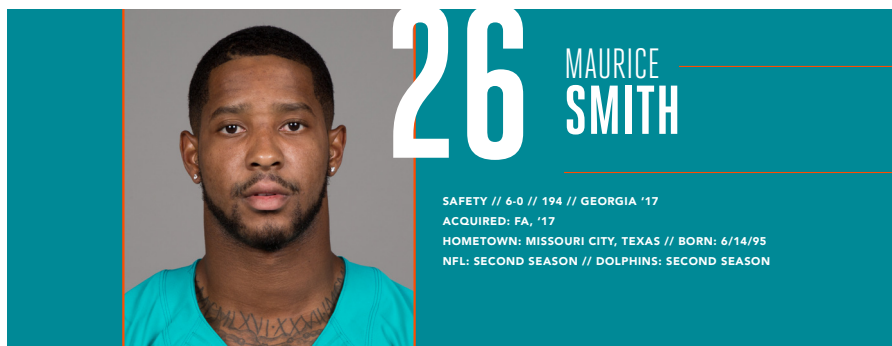
## OFF THE FIELD

### COMMUNITY:

- Participated in the 2018 AARP Foundation Million Meal Pack to pack more than 1 million meals in a single day for older adults in the South Florida community.
- Volunteered to build a playground in Key Largo in 2018.
- Visited military troops overseas with the Armed Forces Entertainment group in 2018.

### PERSONAL:

- **MAJOR:** Anthropology.



## NFL CAREER

### TRANSACTIONS:

- Signed by Miami as an undrafted college free agent on May 5, 2017.

### CAREER HIGHLIGHTS:

- Played in 6 career games.
- 1 solo tackle and 1 pass defended.

### 2017 (MIAMI):

- Played in 6 games.
- Inactive for 5 games.
- Missed the rest of the season after being placed on the non-football illness list on Dec. 2.

**AT L.A. CHARGERS (9/17):** Played but did not record any stats.

- Made his NFL debut.

**VS. OAKLAND (11/5):** 1 solo tackle and 1 pass defended.

- Broke up a QB Derek Carr pass intended for WR Amari Cooper in the 2nd quarter.

## BEFORE THE NFL

### COLLEGE (GEORGIA):

- 1-year starter (2016) at Georgia.
- Graduate transfer from Alabama following his junior season (2015).
- 3-year letterman at Alabama (2013-15).

**CAREER:** Played in all 13 games with 11 starts at Georgia; 50 tackles (32 solo), 1 sack, 2 interceptions, 5 passes defended and 2 forced fumbles.

- Played in 40 games with 2 starts at Alabama; 38 tackles (19 solo), 1.5 sacks, 5 passes defensive and 1 fumble recovery.

**SENIOR (2016 AT GEORGIA):** Played in all 13 games with 11 starts; 50 tackles (32 solo), 1 sack, 2 interceptions, 5 passes defended and 2 forced fumbles.

- Team captain.

**JUNIOR (2015 AT ALABAMA):** Played in all 15 games; 15 tackles (7 solo), 1 sack, 1 pass defended and 1 forced fumble.

- Helped his school win the College Football Playoff National Championship.

**SOPHOMORE (2014 AT ALABAMA):** Played in all 14 games with 1 start; 10 tackles (7 solo), 0.5 sacks and 1 pass defended.

**TRUE FRESHMAN (2013 AT ALABAMA):** Played in 11 games with 1 start; 13 tackles (5 solo) and 3 passes defended.

### HIGH SCHOOL (DULLES HS – SUGAR LAND, TEXAS)

- Played defensive back and wide receiver.

**SENIOR (2012):** 1 interception; 21 receptions for 389 yards (18.5 avg.) and 7 TDs.

**JUNIOR (2011):** 63 tackles and 3 interceptions.

## OFF THE FIELD

### COMMUNITY:

- Participated in the 2018 AARP Foundation Million Meal Pack to pack more than 1 million meals in a single day for older adults in the South Florida community.

### PERSONAL:


- **MAJOR:** Exercise science.

## MAURICE SMITH'S NFL REGULAR SEASON STATS

		TACKLES				INTERCEPTIONS					FUMBLES				
YEAR	TEAM	GP	GS	TOT	SOLO	ASST	SK	YDS	INT	YDS	LG	TD	PD	FF	FR
2017	MIAMI	6	0	1	1	0	0.0	0.0	0	0	0	0	1	0	0
NFL TOTALS		6	0	1	1	0	0.0	0.0	0	0	0	0	1	0	0

## SINGLE-GAME CAREER HIGHS

**Tackles:** 1 vs. Oakland, 11/5/17  
**Passes Defended:** 1 vs. Oakland, 11/5/17



46

DURHAM  
SMYTHE

TIGHT END // 6-6 // 248 // NOTRE DAME '18  
 ACQUIRED: D4A, '18  
 HOMETOWN: BELTON, TEXAS // BORN: 8/9/95  
 NFL: ROOKIE SEASON // DOLPHINS: ROOKIE SEASON

BEFORE THE NFL

**COLLEGE (NOTRE DAME):**

- 4-year letterman (2014-17) and 2-year starter.

**CAREER:** Played in 41 games with 28 starts; 28 receptions for 381 yards (13.6 avg.) and 6 TDs.

**SENIOR (2017):** Started all 13 games; 15 receptions for 244 yards (16.3 avg.) and 1 TD.

- Helped block for the 7th-best rushing offense in FBS (269.3 rushing yards per game), the school's best finish since 1995.
- Helped the school set a single-season rushing record with 3,503 rushing yards.

**JUNIOR (2016):** Started all 12 games; 9 receptions for 112 yards (12.4 avg.) and 4 TDs.

**SOPHOMORE (2015):** 3 starts; 3 receptions for 18 yards (6.0 avg.) and 1 TD.

**REDSHIRT FRESHMAN (2014):** Played in all 13 games; 1 reception for 7 yards.

- Redshirted in 2013.

**HIGH SCHOOL (BELTON HS – BELTON, TEXAS)**

- Played defensive end as a freshman before moving to tight end.

**SENIOR (2012):** 37 receptions for 547 yards (14.8 avg.) and 6 TDs.

- 1st-team all-district.

**JUNIOR (2011):** 22 receptions for 341 yards (15.5 avg.) and 3 TDs.

- 1st-team all-district.

**SOPHOMORE (2010):** 8 receptions for 120 yards (15.0 avg.) and 2 TDs.

OFF THE FIELD

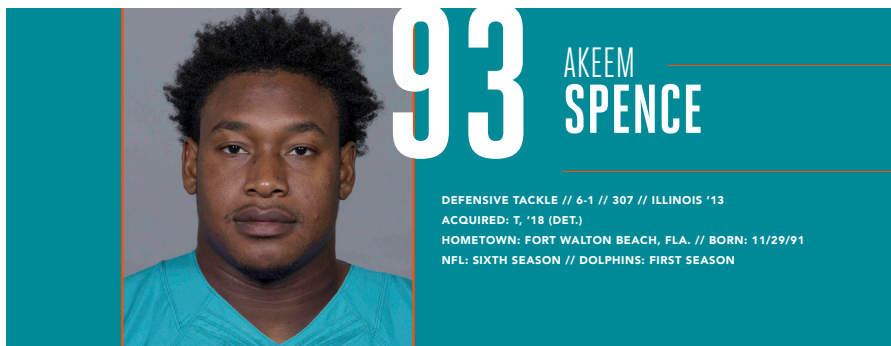
**PERSONAL:**

- **MAJOR:** Sociology.

DURHAM SMYTHE'S COLLEGE STATS													
YEAR	TEAM	GP	GS	RECEIVING					RUSHING				
				REC	YDS	AVG	LG	TD	ATT	YDS	AVG	LG	TD
2014	NOTRE DAME	13	0	1	7	7.0	7	0	0	0	0.0	0	0
2015	NOTRE DAME	3	3	3	18	6.0	7	1	0	0	0.0	0	0
2016	NOTRE DAME	12	12	9	112	12.4	31	4	0	0	0.0	0	0
2017	NOTRE DAME	13	13	15	244	16.3	33	1	0	0	0.0	0	0
NCAA TOTALS		41	28	28	381	13.6	33	6	0	0	0.0	0	0

ADDITIONAL STATS

Kickoff Returns: 1 for 0 yards in 2017  
 Tackles: 1 in 2016, 3 in 2017



DEFENSIVE TACKLE // 6-1 // 307 // ILLINOIS '13  
 ACQUIRED: T, '18 (DET.)  
 HOMETOWN: FORT WALTON BEACH, FLA. // BORN: 11/29/91  
 NFL: SIXTH SEASON // DOLPHINS: FIRST SEASON

## NFL CAREER

### TRANSACTIONS:

- Traded from Detroit to Miami on May 3, 2018.
- Signed by Detroit as an unrestricted free agent from Tampa Bay on March 9, 2017.
- 4th-round pick (100th overall) by Tampa Bay in the 2013 NFL draft.

### CAREER HIGHLIGHTS:

- Played in 72 career games with 41 starts.
- 135 tackles (83 solo), 8.5 sacks, 1 forced fumble and 3 fumble recoveries.
- Has played in 32 consecutive games.

### 2017 (DETROIT):

- Played in all 16 games with 11 starts.
- 39 tackles (19 solo), 3 sacks and 1 forced fumble.

**VS. CAROLINA (10/8):** 3 tackles (2 solo), 1 sack and 1 forced fumble.

- Strip-sacked QB Cam Newton on a 3rd down in the 4th quarter, forcing a loss of 8 yards and a missed field goal on the next snap.

**VS. CHICAGO (12/16):** 2 solo tackles and 1 sack.

**AT CINCINNATI (12/24):** 8 tackles (3 solo).

### 2016 (TAMPA BAY):

- Played in all 16 games with 4 starts.
- 19 tackles (10 solo) and 0.5 sacks.

**VS. DENVER (10/2):** 5 tackles (1 solo) and 0.5 sacks.

**VS. ATLANTA (11/3):** 4 tackles (3 solo).

**AT SAN DIEGO (12/4):** 2 solo tackles.

### 2015 (TAMPA BAY):

- Played in 8 games with 7 starts.
- Inactive for 1 contest.
- Missed the 1st 5 games on the physically unable to perform list.
- Missed the final 2 contests after being placed on injured reserve on Dec. 26.
- 11 tackles (8 solo).

**VS. N.Y. GIANTS (11/8):** 3 tackles (2 solo).

**AT INDIANAPOLIS (11/29):** 3 solo tackles.

### 2014 (TAMPA BAY):

- Played in all 16 games with 5 starts.
- 37 tackles (27 solo), 3 sacks and 2 fumble recoveries.

**AT CLEVELAND (11/2):** 4 tackles (3 solo) and 1 sack.

**AT CAROLINA (12/14):** 3 tackles (2 solo) and 1 fumble recovery.

- Recovered a fumble by RB Jonathan Stewart in the 3rd quarter.

**VS. NEW ORLEANS (12/28):** 3 tackles (2 solo) and 1 sack.

### 2013 (TAMPA BAY):

- Played in all 16 games with 14 starts.
- 29 tackles (19 solo), 1 sack and 1 fumble recovery.

**AT N.Y. JETS (9/8):** 2 solo tackles and 1 fumble recovery.

- Started in his NFL debut.

**AT NEW ENGLAND (9/22):** 4 tackles (3 solo) and 1 sack.

- Recorded his 1st career sack, a 6-yard loss of QB Tom Brady.

**VS. SAN FRANCISCO (12/15):** 3 solo tackles.

## BEFORE THE NFL

### COLLEGE (ILLINOIS):

- 3-year starter (2010-12).

**CAREER:** Started all 38 games; 186 tackles (65 solo), 3.5 sacks and 2 forced fumbles.

- Started 38 consecutive games – every contest in his collegiate career.

**JUNIOR (2012):** Started all 12 games; 72 tackles (32 solo), 1 sack and 1 forced fumble.

- All-Big Ten honorable mention.

**SOPHOMORE (2011):** Started all 13 games; 69 tackles (18 solo), 1.5 sacks and 1 forced fumble.

**REDSHIRT FRESHMAN (2010):** Started all 13 games; 45 tackles (15 solo) and 1 sack.

- 1st-team Freshman All-American.
- Redshirted in 2009.

### HIGH SCHOOL (FORT WALTON BEACH HS – FORT WALTON BEACH, FLA.)

- Also threw shot put and discus in track.

**SENIOR (2008):** 80 tackles and 5 sacks.

**JUNIOR (2007):** 67 tackles and 2 sacks.

## OFF THE FIELD

### PERSONAL:

- **MAJOR:** Communications.



# AKEEM SPENCE'S NFL REGULAR SEASON STATS

YEAR	TEAM	GP	GS	TACKLES					INTERCEPTIONS					FUMBLES	
				TOT	SOLO	ASST	SK	YDS	INT	YDS	LG	TD	PD	FF	FR
2013	TAMPA BAY	16	14	29	19	10	1.0	6.0	0	0	0	0	0	0	1
2014	TAMPA BAY	16	5	37	27	10	3.0	15.5	0	0	0	0	0	0	2
2015	TAMPA BAY	8	7	11	8	3	1.0	1.0	0	0	0	0	0	0	0
2016	TAMPA BAY	16	4	19	10	9	0.5	0.5	0	0	0	0	0	0	0
2017	DETROIT	16	11	39	19	20	3.0	23.0	0	0	0	0	0	1	0
NFL TOTALS		72	41	135	83	52	8.5	46.0	0	0	0	0	0	1	3

## SINGLE-GAME CAREER HIGHS

Tackles:	8	at Cincinnati, 12/24/17
Sacks:	1	6 times, last: vs. Chicago, 12/16/17
Passes Defensed:	1	at Oakland, 9/28/14
Forced Fumbles:	1	vs. Carolina, 10/8/17
Fumble Recoveries:	1	3 times, last: at Carolina, 12/14/14



## BEFORE THE NFL

### COLLEGE (PURDUE):

- 1-year starter (2017).
- Transferred from Rhode Island following his junior season (2016).

**CAREER (AT PURDUE):** Started all 13 games at right tackle.

**SENIOR (2017 AT PURDUE):** Started all 13 games at right tackle.

- All-Big Ten honorable mention.
- Blocked for an offense that averaged 403.1 yards per game.

**JUNIOR (2016 AT RHODE ISLAND):** Started all 11 games – 9 at right tackle and 2 at left tackle.

**SOPHOMORE (2015 AT RHODE ISLAND):** Started all 11 games at right tackle.

### REDSHIRT FRESHMAN (2014 AT RHODE ISLAND):

Played in 11 games with 9 starts.

- Redshirted in 2013.

### HIGH SCHOOL (GRAFTON HS – GRAFTON, MASS.)

- Played football for 4 years and competed in track and field for 3 years.

### SENIOR (2012):

- Member of the all-star team.
- Team captain.

## OFF THE FIELD


### PERSONAL:

- **MAJOR:** Criminology and criminal justice and began his masters in leadership.

## DAVID STEINMETZ'S COLLEGE STATS

**GAMES/STARTS:** (Rhode Island) 2014: 11/9, 2015: 11/11, 2016: 11/11, (Purdue) 2017: 13/13

**NCAA TOTALS: 46/44**



74

ZACH  
STERUP

TACKLE // 6-9 // 327 // NEBRASKA '15

ACQUIRED: FA, '17

HOMETOWN: HASTINGS, NEB. // BORN: 5/14/92

NFL: SECOND SEASON // DOLPHINS: SECOND SEASON

## NFL CAREER

## TRANSACTIONS:

- Signed by Miami on Nov. 7, 2017.
- Signed to Cleveland's practice squad on Sept. 9, 2017.
- Waived by Cleveland on Sept. 7, 2017.
- Signed by Cleveland on Jan. 2, 2017.
- Signed to Cleveland's practice squad on Dec. 5, 2016.
- Released from the N.Y. Jets practice squad on Nov. 29, 2016.
- Signed to the N.Y. Jets practice squad on Nov. 9, 2016.
- Released from Kansas City's practice squad on Nov. 8, 2016.
- Signed to Kansas City's practice squad on Nov. 2, 2016.
- Waived by Kansas City on Sept. 3, 2016.
- Signed by Kansas City as an undrafted college free agent on May 10, 2016.

## 2017 (MIAMI/CLEVELAND):

- Played in 6 games with 1 start for Miami.
- Inactive for 2 games with Miami.
- Signed by Miami on Nov. 7.
- Spent 8 weeks on Cleveland's practice squad.
- Spent the offseason and training camp with Cleveland before being waived on Sept. 7.

**AT NEW ENGLAND (11/26):** Played but did not record any stats.

- Made his NFL debut.

**VS. BUFFALO (12/31):** Started at left tackle.

- Made his 1st NFL start.

## 2016 (CLEVELAND/N.Y. JETS/KANSAS CITY):

- Spent time on the practice squads of Kansas City, N.Y. Jets and Cleveland.
- Spent the offseason and training camp with Kansas City before being waived on Sept. 3.

## BEFORE THE NFL

## COLLEGE (NEBRASKA):

- 4-year letterman (2012-15) and 2-year starter.

**CAREER:** Played in 31 games with 16 starts.**SENIOR (2015):** Played in 9 games with 6 starts at both guard and tackle.

- Husker Pride Award winner, given to the player the coaching staff recognizes as being someone who has represented Nebraska football for all the right reasons and has represented Nebraska both on and off the field in a first-class manner.

**JUNIOR (2014):** Started 10 games at right tackle.**SOPHOMORE (2013):** Played in 11 games.**REDSHIRT FRESHMAN (2012):** Played in 4 games.

- Redshirted in 2011.

## HIGH SCHOOL (ST. CECILIA HS – HASTINGS, NEB.)

- Played offensive and defensive line.
- Also played basketball and helped his school win 3 straight state championships.

**SENIOR (2010):** 58 tackles and 4 sacks.

- Helped his team win the state title.
- 1st-team all-state.

## OFF THE FIELD

## COMMUNITY:

- Is actively involved in the Team Jack Foundation, funding research for pediatric brain cancer.

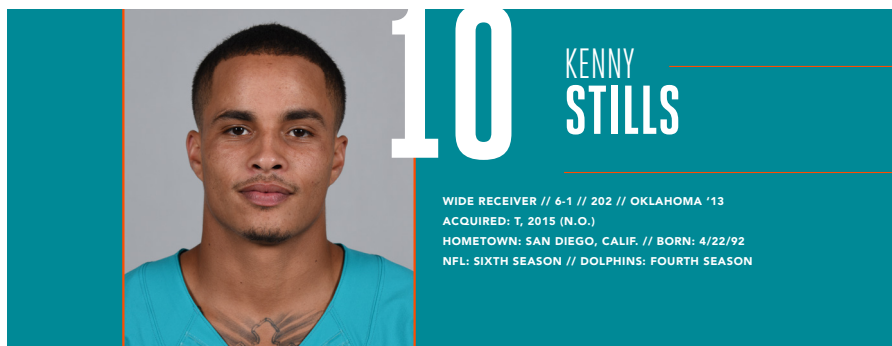
## PERSONAL:

- **PRONUNCIATION:** Last name is pronounced STIR-up.
- **MAJOR:** Economics and finance.

## ZACH STERUP'S NFL REGULAR SEASON STATS

GAMES/STARTS: 2017: 6/1

NFL TOTALS: 6/1



# KENNY STILLS

WIDE RECEIVER // 6-1 // 202 // OKLAHOMA '13  
 ACQUIRED: T, 2015 (N.O.)  
 HOMETOWN: SAN DIEGO, CALIF. // BORN: 4/22/92  
 NFL: SIXTH SEASON // DOLPHINS: FOURTH SEASON

## NFL CAREER

### TRANSACTIONS:

- Traded from New Orleans to Miami on March 13, 2015.
- 5th-round pick (144th overall) by New Orleans in the 2013 NFL draft.

### CAREER HONORS:

- 2017 Nat Moore Community Service Award.
- 2017 Walter Payton Man of the Year Nominee.
- 2016 Nat Moore Community Service Award.

### CAREER HIGHLIGHTS:

- Played in 79 career games with 56 starts.
- 222 receptions for 3,585 yards (16.1 avg.) and 26 TDs.
- Has played in 63 consecutive games and started 33 straight contests.
- Missed just 1 game in his 5-year NFL career.
- Is 2nd in the NFL in yards per catch since entering the league in 2013 (min. 150 rec.):

### NFL RECEIVING AVERAGE LEADERS (2013-17)

PLAYER	TEAM(S)	REC	YDS	AVG
1. DeSean Jackson	Phil./Was./TB	274	4,702	17.2
2. <b>KENNY STILLS</b>	<b>MIA</b>	<b>222</b>	<b>3,585</b>	<b>16.1</b>
3. Torrey Smith	Balt./SF/Phi.	203	3,255	16.0
4. Sammy Watkins	Buf./LAR	192	3,052	15.9
5. Rob Gronkowski	NE	287	4,516	15.7

- His 17.3 yards per catch was 3rd in the NFL in 2016 (min. 32 rec.):

### NFL RECEIVING AVERAGE LEADERS (2016)

PLAYER	TEAM	REC	YDS	AVG
1. DeSean Jackson	Washington	56	1,005	17.9
2. Chris Hogan	NE	38	680	17.9
3. <b>KENNY STILLS</b>	<b>MIAMI</b>	<b>42</b>	<b>726</b>	<b>17.3</b>
4. Julio Jones	Atlanta	83	1,409	17.0
5. Marvin Jones	Detroit	55	930	16.9

- Tied for 6th in the NFL in touchdown receptions in 2016:

## NFL RECEIVING TD LEADERS (2016)

PLAYER	TEAM	REC	YDS	TD
1. Jordy Nelson	Green Bay	97	1,257	14
2. Davante Adams	Green Bay	75	997	12
Antonio Brown	Pittsburgh	106	1,284	12
Mike Evans	Tampa Bay	96	1,321	12
5. Odell Beckham Jr.	N.Y. Giants	101	1,367	10
6. <b>KENNY STILLS</b>	<b>MIAMI</b>	<b>42</b>	<b>726</b>	<b>9</b>
Rishard Matthews	Tennessee	65	945	9
Michael Thomas	New Orleans	92	1,137	9

- Led the NFL in yards per reception as a rookie in 2013:

## NFL RECEIVING AVERAGE LEADERS (2013)

PLAYER	TEAM	REC	YDS	AVG
1. <b>KENNY STILLS</b>	<b>NO</b>	<b>32</b>	<b>641</b>	<b>20.0</b>
2. Josh Gordon	Cleveland	87	1,646	18.9
3. Riley Cooper	Philadelphia	47	835	17.8
4. Calvin Johnson	Detroit	84	1,492	17.8
5. Torrey Smith	Baltimore	65	1,128	17.4

### 2017 (MIAMI):

- Started all 16 games.
- 58 receptions for 847 yards (14.6 avg.) and 6 TDs.
- Selected by teammates to serve as a season-long team captain.

**AT BALTIMORE (10/26):** 5 receptions for 65 yards (13.0 avg.).

- Eclipsed 3,000 career receiving yards.
- At the time, became 1 of 62 active NFL wide receivers to top 3,000 career receiving yards.

**VS. TAMPA BAY (11/19):** 7 receptions for 180 yards (25.7 avg.) and 1 TD.

- His 180 receiving yards tied for the seventh-most in a game in team history.
- His 25.7 yards per catch in the game was the 4th-best mark in a single game in team history.
- It was the 5th 100-yard game of his career.

**VS. DENVER (12/3):** 5 receptions for 98 yards (19.6 avg.) and 1 TD.

### HONORS:

- Nat Moore Community Service Award winner.
- Walter Payton Man of the Year nominee.

### 2016 (MIAMI):

- Started all 16 games.
- 42 receptions for 726 yards (17.3 avg.) and 9 TDs.
- 9 TD receptions led the team and were tied for 6th in the NFL.
- 17.3 yards per reception was 3rd in the NFL.

- 13.0 yards at catch average was 2nd in the league.
- Caught a touchdown in each of the final 4 regular season games.

**VS. BUFFALO (10/23):** 5 receptions for 100 yards (20.0 avg.) and 1 TD.

- Caught a 66-yard TD pass from QB Ryan Tannehill with 2:24 remaining to put Miami up 28-17.
- It was the fourth 100-yard game of his career.

**VS. ARIZONA (12/11):** 6 receptions for 97 yards (16.2 avg.) and 1 TD.

- Caught a 29-yard pass from QB Matt Moore to place Miami at the Arizona 1-yard line, setting up a K Andrew Franks 21-yard field goal to win the game.

**AT N.Y. JETS (12/17):** 1 reception for 52 yards (52.0 avg.) and 1 TD.

- Caught a 52-yard TD pass from QB Matt Moore in the second quarter to give Miami a 13-7 lead.

#### POSTSEASON:

**AFC WILD CARD AT PITTSBURGH (1/8):** 5 receptions for 82 yards (16.4 avg.).

#### HONORS:

- Nat Moore Community Service Award winner.

#### 2015 (MIAMI):

- Played in all 16 games with 8 starts.
- 27 receptions for 440 yards (16.3 avg.) and 3 TDs.

**AT WASHINGTON (9/13):** 1 reception for 12 yards (12.0 avg.).

- Made his Dolphins debut.

**VS. N.Y. JETS (10/4):** 5 receptions for 81 yards (16.2 avg.) and 1 TD.

- Hauled in a 10-yard TD pass from QB Ryan Tannehill in the fourth quarter.

**AT BUFFALO (11/8):** 3 receptions for 74 yards (24.7 avg.).

**VS. N.Y. GIANTS (12/14):** 2 receptions for 49 yards (24.5 avg.) and 1 TD.

- Caught a 47-yard TD pass from QB Ryan Tannehill to give Miami a 24-17 third-quarter lead.

#### 2014 (NEW ORLEANS):

- Played in 15 games with 6 starts.
- Inactive for 1 game.
- 63 receptions for 931 yards (14.8 avg.) and 3 TDs.

**AT DETROIT (10/19):** 5 receptions for 103 yards (20.6 avg.) and 1 TD.

- It was the 2nd 100-yard game of his career.
- Caught a 46-yard TD pass from QB Drew Brees to give New Orleans a 17-3 lead in the 3rd quarter.

**VS. BALTIMORE (11/24):** 8 receptions for 98 yards (12.3 avg.).

**AT PITTSBURGH (11/30):** 5 receptions for 162 yards (12.3 avg.) and 1 TD.

- His 162 receiving yards were a season high.
- It was the 3rd 100-yard game of his career.
- Hauled in a 69-yard TD pass from QB Drew Brees in the 3rd quarter to give his team a 28-13 lead.

#### 2013 (NEW ORLEANS):

- Played in all 16 games with 10 starts.
- 32 receptions for 641 yards (20.0 avg.) and 5 TDs.
- Led the NFL with a 20.0 yards per catch average, the highest by a rookie in Saints history.

**VS. ATLANTA (9/8):** 2 receptions for 86 yards (43.0 avg.).

- Made his NFL debut.

**AT TAMPA BAY (9/15):** 1 reception for 10 yards (10.0 avg.).

- Made his 1st NFL start.

**VS. BUFFALO (10/27):** 3 receptions for 129 yards (43.0 avg.) and 2 TDs.

- It was the 1st 100-yard game and 1st multi-touchdown game of his career.
- His 43.0 receiving average in the game was the 4th-highest in Saints history at the time.
- Caught a 69-yard TD pass from QB Drew Brees to give New Orleans a second-quarter lead.
- Reeled in a 42-yard TD strike from Brees to extend the team's 4th-quarter lead.

**VS. TAMPA BAY (12/29):** 1 reception for 76 yards (76.0 avg.) and 1 TD.

- Caught a 76-yard TD pass from Brees with 2:40 left in the second quarter.

#### POSTSEASON:

**NFC WILD CARD AT PHILADELPHIA (1/4):** 3 receptions for 35 yards (11.7 avg.).

**NFC DIVISIONAL AT SEATTLE (1/11):** Played but did not record any stats.

### BEFORE THE NFL

#### COLLEGE (OKLAHOMA):

- 3-year starter (2010-12).

**CAREER:** Started 38 games; 204 receptions for 2,594 yards (12.7 avg.) and 24 TDs.

- Left school ranked No. 4 in career receptions, No. 3 in receiving yards and No. 5 in TD catches.

**JUNIOR (2012):** Started all 13 games; 82 receptions for 959 yards (11.7 avg.) and 11 TDs.

- His 82 receptions were 5th on the school's single-season record list at the time.
- Posted 3 100-yard games and 10 games with 6+ receptions.
- 2nd-team All-Big 12.

**SOPHOMORE (2011):** Started 11 games; 61 receptions for 848 yards (13.9 avg.) and 8 TDs.

- His 61 receptions were 2nd on the team and 6th in the Big 12.
- Posted 3 100-yard games and 4 games with 7+ receptions.
- 2nd-team All-Big 12.

**TRUE FRESHMAN (2010):** Started all 14 games; 61 receptions for 786 yards (12.9 avg.) and 5 TDs.

- His 61 receptions and 786 receiving yards broke school records for a freshman.
- 1st-team Freshman All-American.

#### HIGH SCHOOL (LA COSTA CANYON – CARLSBAD, CALIF.)

- Broke the San Diego area career record with 3,041 receiving yards.

**SENIOR (2009):** 45 receptions for 914 yards (20.3 avg.) and 10 TDs.

- 1st-team All-CIF honors.

**JUNIOR (2008):** 62 receptions for 1,500 yards (24.2 avg.) and 17 TDs.

### OFF THE FIELD

## COMMUNITY:

- 2-time winner (2016-17) of the Dolphins' Nat Moore Community Service Award.
- Selected by the Dolphins as their 2017 Walter Payton Man of the Year nominee.
- Drove to a number of different states to do community events in numerous locations in 2018.
- Helped donate football equipment to Miami's local NFL Youth Education Town center in 2018.
- Attended every community event during the 2016 season on player days off.
- Worked with the Dolphins and the Ross Initiative in Sports for Equality (RISE) to host a town hall meeting in 2016 that brought influential local leaders together with law enforcement to

discuss actionable steps that could be taken to address issues of racial inequality and unite the community.

- Helped organize a police ride along program and has inspired other NFL players to host similar programs in their local communities.
- Helps fund COMMUNITY tailgates, which bring local student-athletes, coaches, parents, community leaders, law enforcement and military personnel together at every Dolphins home game.

## PERSONAL:

- **MAJOR:** Communications with an emphasis in broadcasting and electronic media.

## KENNY STILL'S' NFL REGULAR SEASON STATS

YEAR	TEAM	GP	GS	RECEIVING					TD	RUSHING				
				REC	YDS	AVG	LG			ATT	YDS	AVG	LG	TD
2013	NEW ORLEANS	16	10	32	641	20.0	76t	5		3	10	3.3	4	0
2014	NEW ORLEANS	15	6	63	931	14.8	69t	3		1	-2	-2.0	-2	0
2015	MIAMI	16	8	27	440	16.3	47t	3		0	0	0.0	0	0
2016	MIAMI	16	16	42	726	17.3	74t	9		0	0	0.0	0	0
2017	MIAMI	16	16	58	847	14.6	61t	6		0	0	0.0	0	0
NFL TOTALS		79	56	222	3585	16.1	76t	26		4	8	2.0	4	0

## KENNY STILL'S' NFL PLAYOFF STATS

YEAR	TEAM	GP	GS	RECEIVING					TD	RUSHING				
				REC	YDS	AVG	LG			ATT	YDS	AVG	LG	TD
2013	NEW ORLEANS	2	1	3	35	11.7	14	0		1	1	1.0	1	0
2016	MIAMI	1	1	5	82	16.4	36	0		0	0	0.0	0	0
PLAYOFF TOTALS		3	2	8	117	14.6	36	0		1	1	1.0	1	0

## ADDITIONAL STATS

**Miscellaneous Tackles:** (New Orleans) 1 in 2013, 1 in 2014, (Miami) 4 in 2016, 3 in 2017 for total of 9.

## SINGLE-GAME CAREER HIGHS

**Receptions:** 8 vs. Baltimore, 11/24/14  
**Receiving Yards:** 180 vs. Tampa Bay, 11/19/17  
**Longest Rec.:** 76t vs. Tampa Bay, 12/29/13  
**TD Receptions:** 2 twice, last: vs. N.Y. Jets, 10/22/17

## 100-YARD RECEIVING GAMES (5)

DATE	OPPONENT	REC	YDS	AVG	LG	TD
10/27/13	BUFFALO	3	129	43.0	69t	2
10/19/14	at Detroit	5	103	20.6	46t	1
11/30/14	at Pittsburgh	5	162	32.4	69t	1
10/23/16	BUFFALO	5	100	20.0	66t	1
11/19/17	TAMPA BAY	7	180	25.7	61	1

## 2013 GAME-BY-GAME STATS (NEW ORLEANS)

DATE	OPPONENT	P/S	REC	YDS	AVG	LG	TD
09/08	ATLANTA	1/0	2	86	43.0	67	0
09/15	at Tampa Bay	1/1	1	10	10.0	10	0
09/22	ARIZONA	1/1	0	0	0.0	-	0
09/30	MIAMI	1/0	4	38	9.5	18	0
10/06	at Chicago	1/0	0	0	0.0	-	0
10/13	at New England	1/1	3	64	21.3	34t	1
10/27	BUFFALO	1/1	3	129	43.0	69t	2
11/03	at N.Y. Jets	1/0	3	35	11.7	19	0
11/10	DALLAS	1/1	3	75	25.0	52t	1
11/17	SAN FRANCISCO	1/0	1	11	11.0	11	0
11/21	at Atlanta	1/1	2	22	11.0	16	0
12/02	at Seattle	1/1	1	3	3.0	3	0
12/08	CAROLINA	1/1	2	22	11.0	14	0
12/15	at St. Louis	1/1	4	47	11.8	20	0
12/22	at Carolina	1/1	2	23	11.5	19	0
12/29	TAMPA BAY	1/0	1	76	76.0	76t	1
2013 TOTALS		16/10	32	641	20.0	76t	5

DATE	OPPONENT	P/S	REC	YDS	AVG	LG	TD
01/04	at Philadelphia*	1/1	3	35	11.7	14	0
01/11	at Seattle**	1/0	0	0	0.0	-	0
PLAYOFF TOTALS		2/1	3	35	11.7	14	0

\* NFC Wild Card game

\*\* NFC Divisional game

2014 GAME-BY-GAME STATS (NEW ORLEANS)

DATE	OPPONENT	P/S	REC	YDS	AVG	LG	TD
09/07	at Atlanta		INACTIVE				
09/14	at Cleveland	1/1	3	25	8.3	14	0
09/21	MINNESOTA	1/1	4	38	9.5	15	0
09/28	at Dallas	1/0	2	62	31.0	46	0
10/05	TAMPA BAY	1/0	1	16	16.0	16	0
10/19	at Detroit	1/0	5	103	20.6	46t	1
10/26	GREEN BAY	1/0	4	57	14.3	45	0
10/30	at Carolina	1/0	5	72	14.4	18	0
11/09	SAN FRANCISCO	1/1	3	26	8.7	16	0
11/16	CINCINNATI	1/1	4	32	8.0	16	1
11/24	BALTIMORE	1/1	8	98	12.3	33	0
11/30	at Pittsburgh	1/0	5	162	32.4	69t	1
12/07	CAROLINA	1/0	3	23	7.7	14	0
12/15	at Chicago	1/1	5	67	13.4	21	0
12/21	ATLANTA	1/0	6	68	11.3	22	0
12/28	at Tampa Bay	1/0	5	82	16.4	44	0
2014 TOTALS		15/6	63	931	14.8	69t	3

2015 GAME-BY-GAME STATS (MIAMI)

DATE	OPPONENT	P/S	REC	YDS	AVG	LG	TD
09/13	at Washington	1/0	1	12	12.0	12	0
09/20	at Jacksonville	1/0	2	8	4.0	8	0
09/27	BUFFALO	1/0	0	0	0.0	-	0
10/04	N.Y. JETS	1/0	5	81	16.2	42	1
10/18	at Tennessee	1/1	2	46	23.0	38	0
10/25	HOUSTON	1/1	0	0	0.0	-	0
10/29	at New England	1/1	3	58	19.3	25	0
11/08	at Buffalo	1/1	3	74	24.7	46	0
11/15	at Philadelphia	1/0	0	0	0.0	-	0
11/22	DALLAS	1/1	2	52	26.0	29t	1
11/29	at N.Y. Jets	1/1	2	12	6.0	7	0
12/06	BALTIMORE	1/1	0	0	0.0	-	0
12/14	N.Y. GIANTS	1/0	2	49	24.5	47t	1
12/20	at San Diego	1/0	1	23	23.0	23	0
12/27	INDIANAPOLIS	1/0	3	14	4.7	9	0
01/03	NEW ENGLAND	1/1	1	11	11.0	11	0
2015 TOTALS		16/8	27	440	16.3	47t	3

2016 GAME-BY-GAME STATS (MIAMI)

DATE	OPPONENT	P/S	REC	YDS	AVG	LG	TD
09/11	at Seattle	1/1	1	16	16.0	16	0
09/18	at New England	1/1	2	39	19.5	24t	1
09/25	CLEVELAND	1/1	5	76	15.2	28	0
09/29	at Cincinnati	1/1	1	74	74.0	74t	1
10/09	TENNESSEE	1/1	0	0	0.0	-	0
10/16	PITTSBURGH	1/1	2	12	6.0	7	0
10/23	BUFFALO	1/1	5	100	20.0	66t	1
11/06	N.Y. JETS	1/1	1	11	11.0	11	0
11/13	at San Diego	1/1	2	47	23.5	39t	1
11/20	at L.A. Rams	1/1	4	33	8.3	15	0
11/27	SAN FRANCISCO	1/1	3	72	24.0	43t	1
12/04	at Baltimore	1/1	2	21	10.5	12	0
12/11	ARIZONA	1/1	6	97	16.2	29	1
12/17	at N.Y. Jets	1/1	1	52	52.0	52t	1
12/24	at Buffalo	1/1	3	35	11.7	17	1
01/01	NEW ENGLAND	1/1	4	41	10.3	25t	1
2016 TOTALS		16/16	42	726	17.3	74t	9

DATE	OPPONENT	P/S	REC	YDS	AVG	LG	TD
01/08	at Pittsburgh*	1/1	5	82	16.4	36	0

\* AFC Wild Card game

2017 GAME-BY-GAME STATS (MIAMI)

DATE	OPPONENT	P/S	REC	YDS	AVG	LG	TD
09/17	at L.A. Chargers	1/1	2	37	18.5	29t	1
09/24	at N.Y. Jets	1/1	4	51	12.8	17	0
10/01	NEW ORLEANS	1/1	3	13	4.3	6	0
10/08	TENNESSEE	1/1	1	13	13.0	13	0
10/15	at Atlanta	1/1	4	49	12.3	18	1
10/22	N.Y. JETS	1/1	6	85	14.2	36	2
10/26	at Baltimore	1/1	5	65	13.0	28	0
11/05	OAKLAND	1/1	3	28	9.3	14	0
11/13	at Carolina	1/1	5	67	13.4	21	0
11/19	TAMPA BAY	1/1	7	180	25.7	61t	1
11/26	at New England	1/1	3	47	15.7	28	0
12/03	DENVER	1/1	5	98	19.6	23t	1
12/11	NEW ENGLAND	1/1	2	18	9.0	11	0
12/17	at Buffalo	1/1	1	8	8.0	8	0
12/24	at Kansas City	1/1	4	54	13.5	16	0
12/31	BUFFALO	1/1	3	34	11.3	16	0
2017 TOTALS		16/16	58	847	14.6	61t	6



## NFL CAREER

### TRANSACTIONS:

- 3rd-round pick (97th overall) by Miami in the 2017 NFL draft.

### CAREER HIGHLIGHTS:

- Started 11 career games.
- Inactive for 5 games.
- 31 tackles (24 solo) and 7 passes defended.

### 2017 (MIAMI):

- Started 11 games.
- 31 tackles (24 solo) and 7 passes defended.

**VS. NEW ORLEANS IN LONDON (10/1):** 5 solo tackles and 1 pass defended.

- Made his NFL debut.

**AT ATLANTA (10/15):** 1 solo tackle and 1 pass defended.

- Broke up a QB Matt Ryan pass that was intercepted by S Reshad Jones with 47 seconds left, sealing the victory.

**VS. TAMPA BAY (11/19):** 6 tackles (4 solo) and 2 passes defended.

## BEFORE THE NFL

### COLLEGE (CLEMSON):

- 4-year letterman (2013-16) and 2-year starter.

**CAREER:** Played in 55 games with 30 starts; 119 tackles (91 solo), 1 sack, 9 interceptions and 29 passes defended.

- Finished his career 2nd in school history with 55 games played.

**SENIOR (2016):** Started all 15 games; 52 tackles (39 solo), 4 interceptions and 15 passes defended.

- Helped team win the CFP National Championship and the ACC title.

- Semifinalist for the Jim Thorpe Award (nation's best defensive back).
- Semifinalist for the Bednarik Award (nation's best defensive player).
- 1st-team All-American.
- 1st-team All-ACC.

**JUNIOR (2015):** Started all 15 games; 48 tackles (39 solo), 1 sack, 5 interceptions and 4 passes defended.

- Helped team finish as the national runner-up and win the ACC title.
- 3rd-team All-ACC.
- Named the team's most improved player on defense.

**SOPHOMORE (2014):** Played in all 13 games; 12 tackles (11 solo).

**TRUE FRESHMAN (2013):** Played in 12 games; 7 tackles (2 solo).

### HIGH SCHOOL (HARGRAVE MILITARY ACADEMY – CHATHAM, VA.)

- Attended Hargrave Military Academy (Va.) following high school graduation from Silver Bluff HS.
- Played on both sides of the ball.

**SENIOR (2011 AT SILVER BLUFF HS):** 40 tackles, 650 rushing yards and 5 TDs; 708 passing yards and 6 TDs.

- 1st-team all-area.

## OFF THE FIELD


### PERSONAL:

- **PRONUNCIATION:** First name is pronounced coh-r-DRAY.
- **MAJOR:** Parks, recreation and tourism management.

## CORDREA TANKERSLEY'S NFL REGULAR SEASON STATS

YEAR	TEAM	GP	GS	TACKLES					INTERCEPTIONS					FUMBLES	
				TOT	SOLO	ASST	SK	YDS	INT	YDS	LG	TD	PD	FF	FR
2017	MIAMI	11	11	31	24	7	0.0	0.0	0	0	0	0	7	0	0
NFL TOTALS		11	11	31	24	7	0.0	0.0	0	0	0	0	7	0	0





# 17

## RYAN TANNEHILL

QUARTERBACK // 6-4 // 207 // TEXAS A&M '12

ACQUIRED: D1, '12

HOMETOWN: BIG SPRING, TEXAS // BORN: 7/27/88

NFL: SEVENTH SEASON // DOLPHINS: SEVENTH SEASON

### NFL CAREER

#### TRANSACTIONS:

- 1st-round pick (8th overall) by Miami in the 2012 NFL draft.

#### CAREER HONORS:

- AFC Offensive Player of the Week (vs. Houston, 10/25/15).
- FedEx Air NFL Player of the Week (vs. Houston, 10/25/15).

#### CAREER HIGHLIGHTS:

- Started 77 career games.
- Completed 1,653-of-2,637 passes (62.7 pct.) for 18,455 yards and 106 TDs for a QB rating of 86.5.
- 216 carries for 1,065 yards (4.9 avg.) and 6 TDs.
- 2 receptions for 5 yards (2.5 avg.).
- Started 77 consecutive games to begin his NFL career.
- Has passed for 3,000 yards 4 times and 4,000 yards twice.
- Ranks 2nd in team history in career completion percentage (min. 250 attempts):

#### ALL-TIME DOLPHINS CAREER COMPLETION PERCENTAGE LEADERS

PLAYER	YEARS	ATT	CMP	PCT
1. Chad Pennington	2008-10	552	373	67.6
2. <b>RYAN TANNEHILL</b>	<b>2012-17</b>	<b>2637</b>	<b>1653</b>	<b>62.7</b>
3. Jay Cutler	2017	429	266	62.0
4. Matt Moore	2011-17	591	359	60.7
5. Chad Henne	2009-11	1065	646	60.7

- Ranks 3rd in team history in career passer rating (min. 250 attempts):

#### DOLPHINS CAREER PASSER RATING LEADERS

PLAYER	YEARS	YARDS	TD	INT	RATE
1. Chad Pennington	2008-10	4085	20	9	94.5
2. <b>RYAN TANNEHILL</b>	<b>2012-17</b>	<b>18455</b>	<b>106</b>	<b>66</b>	<b>86.5</b>
3. Dan Marino	1983-99	61361	420	252	86.4
4. Matt Moore	2011-17	4298	29	19	86.0
5. Jay Cutler	2017	2666	19	14	80.8

- Holds 2 of the team's top 5 single-season completion percentage marks (min. 250 attempts):

#### ALL-TIME DOLPHINS SINGLE-SEASON COMPLETION PERCENTAGE LEADERS

PLAYER	YEAR	ATT	CMP	PCT
1. Chad Pennington	2008	476	321	67.4
2. <b>RYAN TANNEHILL</b>	<b>2016</b>	<b>389</b>	<b>261</b>	<b>67.1</b>
3. <b>RYAN TANNEHILL</b>	<b>2014</b>	<b>590</b>	<b>392</b>	<b>66.4</b>
4. Dan Marino	1984	564	362	64.2
5. Dan Marino	1995	482	309	64.1

- Holds 2 of the team's top 5 single-season passer rating marks (min. 250 attempts):

#### DOLPHINS SINGLE-SEASON PASSER RATING LEADERS

PLAYER	YEAR	YARDS	TD	INT	RATE
1. Dan Marino	1984	5084	48	17	108.9
2. Chad Pennington	2008	3653	19	7	97.4
3. Dan Marino	1983	2210	20	6	96
4. <b>RYAN TANNEHILL</b>	<b>2016</b>	<b>2995</b>	<b>19</b>	<b>12</b>	<b>93.5</b>
5. <b>RYAN TANNEHILL</b>	<b>2014</b>	<b>4045</b>	<b>27</b>	<b>12</b>	<b>92.8</b>

- Holds 3 of the team's top 10 single-season passing yard totals:

#### DOLPHINS SINGLE-SEASON PASSING YARDS LEADERS

PLAYER	YR	YDS	PLAYER	YR	YDS
1. D. Marino	1984	5,084	6. D. Marino	1985	4,137
2. D. Marino	1986	4,746	7. D. Marino	1992	4,116
3. D. Marino	1994	4,453	8. <b>R. TANNEHILL</b>	<b>2014</b>	<b>4,045</b>
4. D. Marino	1988	4,434	9. Dan Marino	1991	3,970
5. <b>R. TANNEHILL</b>	<b>2015</b>	<b>4,208</b>	10. <b>R. TANNEHILL</b>	<b>2013</b>	<b>3,913</b>

- Holds 2 of the team's top 5 single-season pass attempts totals:

#### DOLPHINS SINGLE-SEASON PASS ATTEMPTS LEADERS

PLAYER	YEAR	ATT
1. Dan Marino	1986	623
2. Dan Marino	1994	615
3. Dan Marino	1988	606
4. <b>RYAN TANNEHILL</b>	<b>2014</b>	<b>590</b>
5. <b>RYAN TANNEHILL</b>	<b>2013</b>	<b>588</b>

- Holds 2 of the team's top 5 single-season completions totals:

#### DOLPHINS SINGLE-SEASON COMPLETIONS LEADERS

PLAYER	YEAR	CMP
1. <b>RYAN TANNEHILL</b>	<b>2014</b>	<b>392</b>
2. Dan Marino	1994	385
3. Dan Marino	1986	378
4. <b>RYAN TANNEHILL</b>	<b>2015</b>	<b>363</b>
5. Dan Marino	1984	362

- Totaled 16 career 300-yard passing games, which is the 2nd-most in team history:

MOST CAREER 300-YARD PASSING GAMES BY A DOLPHINS QB		
PLAYER	YEARS	NO.
1. Dan Marino	1983-99	63
2. <b>RYAN TANNEHILL</b>	<b>2012-17</b>	<b>16</b>
3. Chad Henne	2009-11	7
4. Bob Griese	1967-80	3
Jay Fiedler	2000-04	3

- Is the franchise's all-time leader in career rushing yards by a quarterback:

MOST CAREER RUSHING YARDS BY A DOLPHINS QB					
PLAYER	YEARS	ATT	YDS	AVG	TD
1. <b>RYAN TANNEHILL</b>	<b>2012-17</b>	<b>216</b>	<b>1,065</b>	<b>4.9</b>	<b>6</b>
2. Bob Griese	1967-80	261	994	3.8	7
3. Jay Fiedler	2000-04	201	834	4.1	11
4. David Woodley	1980-83	173	771	4.5	9
5. Chad Henne	2008-11	66	196	3.0	2

- Led the NFL with a 119.7 QB rating in the red zone in 2016:

NFL QB RATING LEADERS IN THE RED ZONE (2016)					
PLAYER	TEAM	YARDS	TD	INT	RATE
1. <b>RYAN TANNEHILL</b>	<b>MIA.</b>	<b>224</b>	<b>11</b>	<b>0</b>	<b>119.7</b>
2. Colin Kaepernick	SF	185	13	0	115.2
3. Andrew Luck	Ind.	258	20	0	113.5
4. Marcus Mariota	Ten.	251	18	0	113.5
5. Tom Brady	NE	288	20	1	112.1

- Tied for the NFL lead (Kirk Cousins and Joe Flacco) with 7 games where he completed at least 1 50-yard pass in 2016.
- Finished the 2015 season with 15,460 career passing yards, which were 3rd-most in NFL history by a QB in the 1st 4 seasons of their career:

MOST PASSING YARDS IN 1ST 4 YEARS OF NFL CAREER			
PLAYER	TEAM	YEARS	YDS
1. Peyton Manning	Ind.	1998-2001	16,418
2. Dan Marino	Mia.	1983-86	16,177
3. <b>RYAN TANNEHILL</b>	<b>MIA.</b>	<b>2012-15</b>	<b>15,460</b>
4. Andrew Luck	Ind.	2012-15	14,838
5. Andy Dalton	Cin.	2011-14	14,758

- Set an NFL record with 25 consecutive completions on Oct. 18, 2015 (at Tennessee) and Oct. 25, 2015 (vs. Houston).
- Completed 18-of-19 passes (94.7 pct.) vs. Houston on Oct. 25, 2015, setting a franchise record for single-game completion percentage (min. 12 attempts):

DOLPHINS SINGLE-GAME COMPLETION PCT. LEADERS					
PLAYER	DATE	OPP	ATT	CMP	PCT
1. <b>RYAN TANNEHILL</b>	<b>10/25/15</b>	<b>HOU.</b>	<b>19</b>	<b>18</b>	<b>94.7</b>
2. Bob Griese	12/18/78	NE	13	12	92.3
3. Chad Pennington	9/21/08	at NE	20	17	85.0
4. David Woodley	1/8/83*	NE	19	16	84.2
5. Earl Morrall	12/1/75	NE	17	14	82.4

\* Playoff game

- Recorded a perfect 158.3 QB rating vs. Houston on Oct. 25, 2015, tying the franchise mark for best QB rating in a single game:

DOLPHINS SINGLE-GAME QB RATING LEADERS			
PLAYER	DATE	OPP	RATE
1. Bob Griese	12/18/78	NE	158.3
<b>RYAN TANNEHILL</b>	<b>10/25/15</b>	<b>HOU.</b>	<b>158.3</b>
3. Jay Fiedler	11/27/03	at Dal.	156.0
4. Jay Fiedler	10/24/04	STL	154.8
5. David Woodley	1/8/83*	NE	153.8

\* Playoff game

- His 4,208 passing yards in 2015 were the most by a Dolphins QB since 1994 (Dan Marino).
- Joined Marino as the only Dolphins QBs to post back-to-back 4,000-yard campaigns (2014-15).
- Joined Marino as the only Dolphins QBs to pass for 20+ TDs in 3 straight seasons (2013-15).
- Completed 70 percent of passes in 5 consecutive games (Nov. 2, 2014 to Dec. 1, 2014), setting a team record.
- His 27 TD passes in 2014 were the 6th-most in team history and the most by anyone other than Marino.
- His +15 TD to interception ratio (27 TDs to 12 interceptions) in 2014 was the 3rd-best mark in Dolphins history:

HIGHEST SEASON TD-TO-INT DIFFERENTIAL (DOLPHINS)					
PLAYER	YEAR	ATT	CMP	PCT	
1. Dan Marino	1984	48	17	+31	
2. Dan Marino	1986	44	23	+21	
3. <b>RYAN TANNEHILL</b>	<b>2014</b>	<b>27</b>	<b>12</b>	<b>+15</b>	
4. Dan Marino	1983	20	6	+14	
5. Dan Marino	1987	26	13	+13	
Dan Marino	1994	30	17	+13	

- His 311 rushing yards in 2014 were 2nd-most in team history by a quarterback:

DOLPHINS SINGLE-SEASON RUSHING LEADERS (QUARTERBACKS)					
PLAYER	YEAR	ATT	YARDS	AVG	TD
1. Jay Fiedler	2001	73	321	4.4	4
2. <b>RYAN TANNEHILL</b>	<b>2014</b>	<b>56</b>	<b>311</b>	<b>5.6</b>	<b>1</b>
3. David Woodley	1981	63	272	4.3	4
4. Jay Fiedler	2000	54	267	4.9	1
5. <b>RYAN TANNEHILL</b>	<b>2013</b>	<b>40</b>	<b>238</b>	<b>6.0</b>	<b>1</b>

- Became just the 8th quarterback (9th time overall) in NFL history to pass for 4,000+ yards and rush for 300+ yards in the same season (2014).
- Set franchise rookie records in completions (282), attempts (484) and passing yards (3,294):

MOST COMPLETIONS BY A ROOKIE IN DOLPHINS HISTORY		
PLAYER	YEAR	CMP
1. <b>RYAN TANNEHILL</b>	<b>2012</b>	<b>282</b>
2. David Woodley	1980	176
3. Dan Marino	1983	173
4. Bob Griese	1967	166

MOST PASS ATTEMPTS BY A ROOKIE IN DOLPHINS HISTORY		
PLAYER	YEAR	CMP
1. <b>RYAN TANNEHILL</b>	<b>2012</b>	<b>484</b>
2. Bob Griese	1967	331
3. David Woodley	1980	327
4. Dan Marino	1983	296

## MOST PASSING YARDS BY A ROOKIE IN DOLPHINS HISTORY

PLAYER	YEAR	CMP
1. <b>RYAN TANNEHILL</b>	<b>2012</b>	<b>3,294</b>
2. Dan Marino	1983	2,210
3. Bob Griese	1967	2,005
4. David Woodley	1980	1,850

- His 431 passing yards at Arizona on Sept. 30, 2012 was the 3rd-highest single-game total by a rookie in NFL history, the most by a rookie in Dolphins history and tied for the 6th-most in any game in team history.
- His 26 completions at Arizona on Sept. 30, 2012 were the most in team history by a rookie.
- Became the 1st rookie quarterback in team history to start a season opener.

### 2017 (MIAMI):

- Missed the entire season after being placed on injured reserve on Aug. 12.

### 2016 (MIAMI):

- Started 13 games.
- Inactive for 3 games.
- Completed 261-of-389 passes (67.1 pct.) for 2,995 yards and 19 TDs for a QB rating of 93.5.
- 39 carries for 164 yards (4.2 avg.) and 1 TD.
- His 67.1 completion percentage was the 2nd-highest single-season completion percentage in franchise history.
- His 93.5 quarterback rating was the 4th-highest by a Dolphins QB in team history.
- His 119.7 QB rating in the red zone (min. 15 attempts) led the NFL that season.
- Tied for the NFL lead (Kirk Cousins and Joe Flacco) with 7 games where he completed at least 1 50-yard pass.

**VS. BUFFALO (10/23):** 15-of-25 passing (60.0 pct.) for 204 yards and 1 TD.

- Completed a 66-yard TD pass to WR Kenny Stills with 2:24 left to give Miami a 2-score lead.

**AT L.A. RAMS (11/20):** 24-of-34 passing (70.6 pct.) for 172 yards and 2 TDs; 2 carries for 19 yards (9.5 avg.).

- Hit WR DeVante Parker for a 9-yard TD pass to give Miami the lead with 36 seconds left.
- Marked the 13th come-from-behind win of his career.
- In Miami's final 2 drives, he completed 12-of-13 passes (92.3 pct.) for 115 yards and 2 TDs.
- Became the franchise's all-time leading rusher as a quarterback, surpassing Hall of Fame QB Bob Griese (994).

**VS. SAN FRANCISCO (11/27):** 20-of-30 passing (66.7 pct.) for 285 yards and 3 TDs for a QB rating of 130.6.

- Marked the team's 6th victory in a row.
- During the 6-game winning streak, he completed 117-of-173 passes (67.6 pct.) for 1,302 yards and 9 TDs for a QB rating of 104.7.

### POSTSEASON:

**AFC WILD CARD AT PITTSBURGH (1/8):** Inactive.

### 2015 (MIAMI):

- Started all 16 games.

- Completed 363-of-586 passes (61.9 pct.) for 4,208 yards and 24 TDs for a QB rating of 88.7.
- Set an NFL record with 25 consecutive completions on Oct. 18 (at Tennessee) and Oct. 25 (vs. Houston).
- His 4,208 passing yards was the 5th-highest single-season total in team history and most by a Dolphins QB other than Dan Marino.
- His 4,208 passing yards were the most by a Dolphins QB since 1994 (Marino).
- Registered his 2nd straight 4,000-yard passing season, joining Marino as the only Dolphins QBs to post back-to-back 4,000-yard campaigns.
- It was his 4th career 3,000-yard season.
- His 6 300-yard games in 2015 tied for the 2nd-most 300-yard efforts by a Dolphins QB in a single season.
- His 24 TD passes marked the 3rd straight season he passed for 20+ TDs, joining Marino as the only Dolphins QB to do that.
- Finished the season with 15,460 career passing yards, which were 3rd-most in NFL history by a QB in the 1st 4 seasons of their career.

**AT JACKSONVILLE (9/20):** 30-of-44 passing (68.2 pct.) for 359 yards and 2 TDs for a QB rating of 108.0.

- Marked his 9th career 300-yard game.

**VS. BUFFALO (9/27):** 26-of-49 passing (53.1 pct.) for 297 yards and 2 TDs.

- Set a team record with 160 consecutive passes without an interception, breaking Marino's mark.

**VS. HOUSTON (10/25):** 18-of-19 passing (94.7 pct.) for 282 yards and 4 TDs for a perfect QB rating of 158.3.

- His 94.7 completion percentage was a single-game team record.
- Became the first NFL quarterback since Randall Cunningham in 1998 to complete 3 50-yard TD passes in the 1st half of a game.

### HONORS:

- AFC Offensive Player of the Week (vs. Houston, 10/25).
- FedEx Air NFL Player of the Week (vs. Houston, 10/25).

### 2014 (MIAMI):

- Started all 16 games.
- Completed 392-of-590 passes (66.4 pct.) for 4,045 yards and 27 TDs for a QB rating of 92.8.
- 56 carries for 311 yards (5.6 avg.) and 1 TD.
- His 392 completions were the most in team history.
- His 590 pass attempts were the 4th-most in team history.
- Completed 70 percent of passes in 5 consecutive games (Nov. 2 to Dec. 1), setting a team record.
- His 27 TD passes were the 6th-most in team history and the most by anyone other than Dan Marino.
- His +15 TD to interception ratio (27 TDs to 12 interceptions) was the 3rd-best mark in Dolphins history.
- His 311 rushing yards were 2nd-most in team history by a quarterback.
- Became just the 8th quarterback (9th time overall)

in NFL history to pass for 4,000+ yards and rush for 300+ yards in the same season.

**VS. SAN DIEGO (11/2):** 24-of-34 passing (70.6 pct.) for 288 yards and 3 TDs for a QB rating of 125.6.

- His 125.6 QB rating was a season high.

**AT N.Y. JETS (12/1):** 25-of-35 passing (71.4 pct.) for 235 yards.

- Engineered a game-winning drive that led to a 26-yard field goal with 1:57 left to give Miami the 16-13 victory.

**VS. MINNESOTA (12/21):** 35-of-47 passing (74.5 pct.) for 396 yards and 4 TDs for a QB rating of 118.8.

- His 396 passing yards marked the 8th 300-yard game of his career, moving him into 2nd place in team history in the category.

## 2013 (MIAMI):

- Started all 16 games.
- Completed 355-of-588 passes (60.4 pct.) for 3,913 yards and 24 TDs for a QB rating of 81.7.
- 40 carries for 238 yards (6.0 avg.) and 1 TD.

**AT ATLANTA (9/22):** 24-of-35 passing (68.6 pct.) for 237 yards and 2 TDs for a QB rating of 94.5.

- Led the team on a 13-play, 75-yard drive that culminated in a 1-yard TD pass to TE Dion Sims with 38 seconds left to win the game.
- Completed 9-of-12 passes (75.0 pct.) for 69 yards and 1 TD on the game-winning drive.

**AT N.Y. JETS (12/1):** 28-of-43 passing (65.1 pct.) for 331 yards and 2 TDs for a QB rating of 94.2.

- Marked his 2nd consecutive 300-yard passing game, the 1st back-to-back 300-yard games of his career.
- Topped the 3,000-yard mark for the season.

**VS. NEW ENGLAND (12/15):** 25-of-37 passing (67.6 pct.) for 312 yards and 3 TDs for a QB rating of 120.6.

- Marked his 5th 300-yard passing game of the season.
- It was his 2nd straight 3+ TD performance as he became the 1st Dolphins QB since Dan Marino in 1994 to accomplish the feat.
- Led the team on a 9-play, 60-yard drive capped off by a 14-yard TD pass to RB Marcus Thigpen with 1:15 left to win the game.
- Completed 6-of-8 passes (75.0 pct.) for 66 yards and 1 TD on the game-winning drive.

## 2012 (MIAMI):

- Started all 16 games.
- Completed 282-of-484 passes (58.3 pct.) for 3,294 yards and 12 TDs and a QB rating of 76.1.
- 49 carries for 211 yards (4.3 avg.) and 2 TDs.
- Set franchise rookie records in completions (282), attempts (484) and passing yards (3,294).
- His 58.3 completion percentage was 2nd-best among rookies in team history.
- Became the 1st rookie quarterback in Dolphins history to not throw an interception in a month (min. 3 games played) after he went 40-of-60 (66.7 pct.) for 426 yards, 2 TDs, 0 interceptions and a QB rating of 98.3 in October.

**AT HOUSTON (9/9):** 20-of-36 passing (55.6 pct.) for 219 yards.

- Made his NFL debut and 1st NFL start.

- Became the 1st rookie quarterback in team history to start a season opener.

**VS. OAKLAND (9/16):** 18-of-30 passing (60.0 pct.) for 200 yards and 1 TD for a QB rating of 91.0; 3 carries for 14 yards (4.7 avg.) and 1 TD.

- Earned his 1st win as an NFL starting quarterback.
- Scored his 1st NFL rushing TD with a 2-yard run in the 1st quarter.
- Threw his 1st NFL TD with a 14-yard pass for TE Anthony Fasano in the 4th quarter.

**AT ARIZONA (9/30):** 26-of-41 passing (63.4 pct.) for 431 yards and 1 TD for a QB rating of 86.5.

- His 26 completions were the most in team history by a rookie.
- His 431 passing yards was the 3rd-highest single-game total by a rookie in NFL history, the most by a rookie in Dolphins history and tied for the 6th-most in any game in team history.

## BEFORE THE NFL

### COLLEGE (TEXAS A&M):

- 4-year letterman (2008-11) and 2-year starter.

**CAREER:** Played in 50 games with 25 starts; 484-of-774 passing (62.5 pct.) for 5,450 yards and 42 TDs; 112 receptions for 1,596 yards (14.3 avg.) and 10 TDs; 115 carries for 369 yards (3.2 avg.) and 5 TDs.

- Started 19 games at quarterback and 6 at wide receiver.
- Played both quarterback and wide receiver in 5 games.

**SENIOR (2011):** Started all 13 games; 327-of-531 passing (61.6 pct.) for 3,744 yards and 29 TDs; 58 carries for 306 yards (5.3 avg.) and 4 TDs.

- Honorable mention All-American.
- Finalist for the Johnny Unitas Golden Arm Award (nation's top quarterback).
- Semifinalist for the Davey O'Brien Award (nation's top quarterback).
- Finalist for the William V. Campbell Trophy (nation's best scholar-athlete).

**JUNIOR (2010):** Played in all 13 games with 6 starts at quarterback; 152-of-234 passing (65.0 pct.) for 1,638 yards and 13 TDs; 11 receptions for 143 yards (13.0 avg.) and 1 TD; 51 carries for 76 yards (1.5 avg.) and 1 TD.

- Saw action at wide receiver for the 1st 7 games of the season.
- Took over starting quarterback duties for the final 6 games and went 5-1.

**SOPHOMORE (2009):** Played in all 13 games; 46 receptions for 609 yards (13.2 avg.) and 4 TDs; 4-of-8 passing (50.0 pct.) for 60 yards; 4 carries for -5 yards (-1.3 avg.).

- Honorable mention All-Big 12.

**REDSHIRT FRESHMAN (2008):** Played in 11 games with 6 starts at wide receiver; 55 receptions for 844 yards (15.3 avg.) and 5 TDs; 1-of-1 passing (100.0 pct.) for 8 yards; 2 carries for -8 yards (-4.0 avg.).

- His 55 receptions, 844 receiving yards and 5 receiving TDs were school freshman records.
- Battled for the starting quarterback spot in camp but moved to receiver at the start of the season.
- Honorable mention Freshman All-American.
- Voted school's offensive MVP by his teammates.

- Redshirted in 2007.

## HIGH SCHOOL (BIG SPRING HS – BIG SPRING, TEXAS)

- Played defensive back, punter, wide receiver and quarterback.
- Also lettered in basketball, baseball, golf and track and field.

**SENIOR (2006):** Passed for 1,258 yards; Rushed for 617 yards; 3 receptions for 62 yards (20.7 avg.); 39.2-yard punt average.

- 1st-team All-CIF honors.

**JUNIOR (2008):** 62 receptions for 1,500 yards (24.2 avg.) and 17 TDs.

## OFF THE FIELD

### COMMUNITY:

- Founded the Tannehill's A.C.E.S. (Achieving Community Educations Success) program with wife, Lauren, which consisted of 17 sophomores

from American Senior HS and focused on rewarding the participating students who strive for good grades and took on an active role in their community by hosting monthly events to reward the students and help them give back to the community.

- Participates in several team events such as the All-Community team donating tickets to regular season home games, holiday meal and toy giveaways, Fins Weekend and the Dolphins Cancer Challenge.

### PERSONAL:

- Participated in the 2017 Miami Dolphins Business Combine.
- Father, Tim, played wide receiver at Texas Tech from 1985-87.
- Married to Lauren with 1 son, Steel.
- **PRONUNCIATION:** Last name is pronounced TAN-uh-hill.
- **MAJOR:** Biology.

## RYAN TANNEHILL'S NFL REGULAR SEASON PASSING STATS

YEAR	TEAM	GP	GS	ATT	CMP	PCT	YDS	Y/A	TD	INT	LG	SK/YDS	RATE
2012	MIAMI	16	16	484	282	58.3	3,294	6.8	12	13	80t	35/234	76.1
2013	MIAMI	16	16	588	355	60.4	3,913	6.7	24	17	67	58/399	81.7
2014	MIAMI	16	16	590	392	66.4	4,045	6.9	27	12	50	46/337	92.8
2015	MIAMI	16	16	586	363	61.9	4,208	7.2	24	12	54t	45/420	88.7
2016	MIAMI	13	13	389	261	67.1	2,995	7.7	19	12	74t	29/216	93.5
2017	MIAMI			INJURED RESERVE									
<b>NFL TOTALS</b>		<b>77</b>	<b>77</b>	<b>2,637</b>	<b>1,653</b>	<b>62.7</b>	<b>18,455</b>	<b>7.0</b>	<b>106</b>	<b>66</b>	<b>80t</b>	<b>213/1,606</b>	<b>86.5</b>

## RYAN TANNEHILL'S NFL REGULAR SEASON RUSHING/RECEIVING STATS

YEAR	TEAM	GP	GS	RUSHING				RECEIVING			
				ATT	YDS	AVG	LG	TD	REC	YDS	AVG
2012	MIAMI	16	16	49	211	4.3	31	2	0	0	0.0
2013	MIAMI	16	16	40	238	6.0	48	1	0	0	0.0
2014	MIAMI	16	16	56	311	5.6	40	1	1	-4	-4.0
2015	MIAMI	16	16	32	141	4.4	28	1	1	9	9.0
2016	MIAMI	13	13	39	164	4.2	18	1	0	0	0.0
2017	MIAMI			INJURED RESERVE							
<b>NFL TOTALS</b>		<b>77</b>	<b>77</b>	<b>216</b>	<b>1065</b>	<b>4.9</b>	<b>48</b>	<b>6</b>	<b>2</b>	<b>5</b>	<b>2.5</b>

## ADDITIONAL STATS

**Career Regular Season Record As A Starter:** 7-9 in 2012; 8-8 in 2013; 8-8 in 2014; 6-10 in 2015; 8-5 in 2016 for total of 37-40.

**Miscellaneous Tackles:** 1 in 2012, 2 in 2013, 3 in 2014, 4 in 2015 for total of 10.

## SINGLE-GAME CAREER HIGHS

<b>Pass Attempts:</b>	58	at N.Y. Jets, 11/29/15
<b>Completions:</b>	35	vs. Minnesota, 12/21/14
<b>Passing Yards:</b>	431	at Arizona, 9/30/12
<b>TD Passes:</b>	4	twice, last: vs. Houston, 10/25/15
<b>Longest Pass:</b>	80t	at Arizona, 9/30/12
<b>Completion Pct.:</b>	94.7	vs. Houston, 10/25/15
<b>Passer Rating:</b>	158.3	vs. Houston, 10/25/15
<b>Rush Attempts:</b>	8	vs. Jacksonville, 12/16/12
<b>Rushing Yards:</b>	56	at Pittsburgh, 12/8/13
<b>Longest Run:</b>	48	at Pittsburgh, 12/8/13
<b>Rushing TDs:</b>	1	6 times, last: at Seattle, 9/11/16

## TANNEHILL'S 4TH QUARTER COMEBACK VICTORIES (13)

DATE	OPP	4Q DEFICIT	4Q STATS	FINAL SCORE
1. 11/25/12	vs. Sea.	7-14	9-7-156-1-0	24-21
2. 9/22/13	vs. Atl.	20-23	13-9-69-1-0	27-23
3. 10/31/13	vs. Cin.	17-20	14-10-96-1-0	22-20
4. 12/8/13	at Pit.	24-28	8-5-40-1-0	34-28
5. 12/15/13	vs. NE	17-20	11-7-68-2-0	24-20
6. 12/1/14	at NYJ	6-13	8-5-68-0-0	16-13
7. 12/21/14	vs. Minn.	28-35	15-12-140-2-0	37-35
8. 9/15/15	at Was.	7-10	7-4-30-0-0	17-10
9. 11/15/15	at Phil.	13-16	8-4-34-1-0	20-19
10. 10/23/16	vs. Buf.	14-17	4-3-88-1-0	28-25
11. 11/6/16	vs. NYJ	20-23	6-1-17-0-0	27-23
12. 11/13/16	at SD	21-24	6-2-57-0-0	31-24
13. 11/20/16	at LAR	0-10	16-13-116-2-0	14-10

## 300-YARD PASSING GAMES (16)

DATE	OPP	ATT	CMP	PCT	YDS	TD	INT	LG	RATE
9/30/12	at Ari.	41	26	63.4	431	1	2	80t	86.5
9/15/13	at Ind.	34	23	67.6	319	1	0	67	107.4
10/6/13	vs. Balt.	40	21	52.5	307	1	0	49	86.1
11/24/13	vs. Car.	42	28	66.7	310	1	1	57	86.4
12/1/13	at NYJ	43	28	65.1	331	2	1	31t	94.2
12/15/13	vs. NE	37	25	67.6	312	3	0	39t	120.6
12/14/14	at NE	47	29	61.7	346	1	2	50	73.5
12/21/14	vs. Minn.	47	35	74.5	396	4	1	41	118.8
9/20/15	at Jac.	44	30	68.2	359	2	0	48	108.0
10/29/15	at NE	44	28	63.6	300	0	2	29	64.6
11/8/15	at Buf.	35	26	74.3	307	0	0	46	100.5
11/29/15	at NYJ	58	33	56.9	351	3	1	40	84.8
12/27/16	vs. Ind.	38	26	68.4	329	0	1	49	84.2
1/3/16	vs. NE	38	25	65.8	350	2	0	46	112.8
9/16/16	at NE	45	32	71.1	387	2	2	33	93.5
9/25/16	vs. Clev.	39	25	64.1	319	3	2	42t	93.9

## 2012 GAME-BY-GAME STATS (MIAMI)

DATE	OPPONENT	P/S	ATT	CMP	PCT	YDS	TD	INT	LG	SK/YDS
09/09	at Houston	1/1	36	20	55.6	219	0	3	34	2/20
09/16	OAKLAND	1/1	30	18	60.0	200	1	0	25	1/11
09/23	N.Y. JETS	1/1	36	16	44.4	196	0	1	41	0/0
09/30	at Arizona	1/1	41	26	63.4	431	1	2	80t	4/37
10/07	at Cincinnati	1/1	26	17	65.4	223	0	0	30	2/12
10/14	ST. LOUIS	1/1	29	21	72.4	185	2	0	29t	3/29
10/28	at N.Y. Jets	1/1	5	2	40.0	18	0	0	12	1/9
11/04	at Indianapolis	1/1	38	22	57.9	290	1	0	35	2/9
11/11	TENNESSEE	1/1	39	23	59.0	217	0	3	17	1/8
11/15	at Buffalo	1/1	28	14	50.0	141	1	2	19	3/17
11/25	SEATTLE	1/1	26	18	69.2	253	1	1	39	1/7
12/02	NEW ENGLAND	1/1	29	13	44.8	186	0	0	28	3/10
12/09	at San Francisco	1/1	33	17	51.5	150	1	0	28	2/17
12/16	JACKSONVILLE	1/1	28	22	78.6	220	2	0	37	1/11
12/23	BUFFALO	1/1	25	13	52.0	130	2	0	30	2/11
12/30	at New England	1/1	35	20	57.1	235	0	1	22	7/26
<b>2012 TOTALS</b>		<b>16/16</b>	<b>484</b>	<b>282</b>	<b>58.3</b>	<b>3294</b>	<b>12</b>	<b>13</b>	<b>80t</b>	<b>35/234</b>

## 2013 GAME-BY-GAME STATS (MIAMI)

DATE	OPPONENT	P/S	ATT	CMP	PCT	YDS	TD	INT	LG	SK/YDS
09/08	at Cleveland	1/1	38	24	63.2	272	1	1	34t	4/17
09/15	at Indianapolis	1/1	34	23	67.6	319	1	0	67	5/22
09/22	ATLANTA	1/1	35	24	68.6	236	2	1	21	5/41
09/30	at New Orleans	1/1	35	22	62.9	249	1	3	50	4/33
10/06	BALTIMORE	1/1	40	21	52.5	307	1	0	49	6/35
10/20	BUFFALO	1/1	37	19	51.4	194	3	2	46	2/21
10/27	at New England	1/1	42	22	52.4	192	2	2	25	6/47
10/31	CINCINNATI	1/1	28	20	71.4	208	0	0	40	3/20
11/11	at Tampa Bay	1/1	42	27	64.3	229	2	1	19t	2/18
11/17	SAN DIEGO	1/1	35	22	62.9	268	1	1	39t	4/29
11/24	CAROLINA	1/1	42	28	66.7	310	1	1	57	3/30
12/01	at N.Y. Jets	1/1	43	28	65.1	331	2	1	31t	1/3
12/08	at Pittsburgh	1/1	33	20	60.6	200	3	1	40	2/14
12/15	NEW ENGLAND	1/1	37	25	67.6	312	3	0	39t	4/23
12/22	at Buffalo	1/1	27	10	37.0	82	0	0	13	7/46
12/29	N.Y. JETS	1/1	40	20	50.0	204	1	3	25	0/0
<b>2013 TOTALS</b>		<b>16/16</b>	<b>588</b>	<b>355</b>	<b>60.4</b>	<b>3913</b>	<b>24</b>	<b>17</b>	<b>34t</b>	<b>58/399</b>

## 2014 GAME-BY-GAME STATS (MIAMI)

DATE	OPPONENT	P/S	ATT	CMP	PCT	YDS	TD	INT	LG	SK/YDS
09/07	NEW ENGLAND	1/1	32	18	56.3	178	2	1	24	1/9
09/14	at Buffalo	1/1	49	31	63.3	241	1	1	18	4/31
09/21	KANSAS CITY	1/1	43	21	48.8	205	1	0	30	4/14
09/28	at Oakland	1/1	31	23	74.2	278	2	1	35	0/0
10/12	GREEN BAY	1/1	31	20	64.5	244	2	2	25	1/7
10/19	at Chicago	1/1	32	25	78.1	277	2	0	26	4/21
10/26	at Jacksonville	1/1	29	16	55.2	196	1	1	50	3/18
11/02	SAN DIEGO	1/1	34	24	70.6	288	3	0	38	0/0
11/09	at Detroit	1/1	38	27	71.1	207	1	1	20	3/29
11/13	BUFFALO	1/1	34	26	76.5	240	2	0	32	5/35
11/23	at Denver	1/1	36	26	72.2	228	3	1	21	1/12
12/01	at N.Y. Jets	1/1	35	25	71.4	235	0	1	25	2/18
12/07	BALTIMORE	1/1	33	23	69.7	227	1	0	27	6/41
12/14	at New England	1/1	47	29	61.7	346	1	2	50	4/38
12/21	MINNESOTA	1/1	47	35	74.5	396	4	1	41	1/13
12/28	N.Y. JETS	1/1	39	23	59.0	259	1	0	33	7/51
<b>2014 TOTALS</b>		<b>16/16</b>	<b>590</b>	<b>392</b>	<b>66.4</b>	<b>4045</b>	<b>27</b>	<b>12</b>	<b>50</b>	<b>46/337</b>

## 2015 GAME-BY-GAME STATS (MIAMI)

DATE	OPPONENT	P/S	ATT	CMP	PCT	YDS	TD	INT	LG	SK/YDS
09/13	at Washington	1/1	34	22	64.7	226	1	0	27	3/44
09/20	at Jacksonville	1/1	44	30	68.2	359	2	0	48	2/15
09/27	BUFFALO	1/1	49	26	53.1	297	2	3	46t	2/8
10/04	N.Y. JETS	1/1	44	19	43.2	198	2	2	42	3/31
10/18	at Tennessee	1/1	29	22	75.9	266	2	2	38	2/12
10/25	HOUSTON	1/1	19	18	94.7	282	4	0	54t	4/41
10/29	at New England	1/1	44	28	63.6	300	0	2	29	5/45
11/08	at Buffalo	1/1	35	26	74.3	307	0	0	46	2/27
11/15	at Philadelphia	1/1	36	21	58.3	217	2	0	43	4/27
11/22	DALLAS	1/1	24	13	54.2	188	2	1	47	3/48
11/29	at N.Y. Jets	1/1	58	33	56.9	351	3	1	40	3/30
12/06	BALTIMORE	1/1	19	9	47.4	86	1	0	38t	1/4
12/14	N.Y. GIANTS	1/1	41	25	61.0	236	1	0	47t	1/1
12/20	at San Diego	1/1	34	20	58.8	216	0	0	35	3/29
12/27	INDIANAPOLIS	1/1	38	26	68.4	329	0	1	49	6/50
01/03	NEW ENGLAND	1/1	38	25	65.8	350	2	0	46	1/8
<b>2015 TOTALS</b>		<b>16/16</b>	<b>586</b>	<b>363</b>	<b>61.9</b>	<b>4208</b>	<b>24</b>	<b>12</b>	<b>54t</b>	<b>45/420</b>

## 2016 GAME-BY-GAME STATS (MIAMI)

DATE	OPPONENT	P/S	ATT	CMP	PCT	YDS	TD	INT	LG	SK/YDS
09/11	at Seattle	1/1	29	16	55.2	186	0	0	50	5/36
09/18	at New England	1/1	45	32	71.1	387	2	2	33	0/0
09/25	CLEVELAND	1/1	39	25	64.1	319	3	2	42t	1/8
09/29	at Cincinnati	1/1	25	15	60.0	189	1	1	74t	5/29
10/09	TENNESSEE	1/1	18	12	66.7	191	0	2	58	6/42
10/16	PITTSBURGH	1/1	32	24	75.0	252	0	0	53	0/0
10/23	BUFFALO	1/1	25	15	60.0	204	1	0	66t	1/6
11/06	N.Y. JETS	1/1	28	17	60.7	149	1	0	24	1/12
11/13	at San Diego	1/1	24	17	70.8	240	2	0	56	1/9
11/20	at L.A. Rams	1/1	34	24	70.6	172	2	1	15	4/30
11/27	SAN FRANCISCO	1/1	30	20	66.7	285	3	0	46	2/22
12/04	at Baltimore	1/1	40	29	72.5	226	1	3	26	2/11
12/11	ARIZONA	1/1	20	15	75.0	195	3	1	71	1/11
12/17	at N.Y. Jets					INACTIVE				
12/24	at Buffalo					INACTIVE				
01/01	NEW ENGLAND					INACTIVE				
<b>2016 TOTALS</b>		<b>13/13</b>	<b>389</b>	<b>261</b>	<b>67.1</b>	<b>2995</b>	<b>19.0</b>	<b>12</b>	<b>74t</b>	<b>29/216</b>

DATE	OPPONENT	P/S	ATT	CMP	PCT	YDS	TD	INT	LG	SK/YDS
01/08	at Pittsburgh*					INACTIVE				

\* AFC Wild Card game

## 2017 GAME-BY-GAME STATS (MIAMI)

DATE	OPPONENT	P/S	ATT	CMP	PCT	YDS	TD	INT	LG	SK/YDS
09/17	at L.A. Chargers					INJURED RESERVE				
09/24	at N.Y. Jets					INJURED RESERVE				
10/01	NEW ORLEANS					INJURED RESERVE				
10/08	TENNESSEE					INJURED RESERVE				
10/15	at Atlanta					INJURED RESERVE				
10/22	N.Y. JETS					INJURED RESERVE				
10/26	at Baltimore					INJURED RESERVE				
11/05	OAKLAND					INJURED RESERVE				
11/13	at Carolina					INJURED RESERVE				
11/19	TAMPA BAY					INJURED RESERVE				
11/26	at New England					INJURED RESERVE				
12/03	DENVER					INJURED RESERVE				
12/11	NEW ENGLAND					INJURED RESERVE				
12/17	at Buffalo					INJURED RESERVE				
12/24	at Kansas City					INJURED RESERVE				
12/31	BUFFALO					INJURED RESERVE				
2017 TOTALS		0/0	0	0	0.0	0	0	0	-	0/0





DEFENSIVE TACKLE // 6-3 // 306 // OKLAHOMA STATE '17  
 ACQUIRED: D6, '17  
 HOMETOWN: NEW ORLEANS, LA. // BORN: 1/5/94  
 NFL: SECOND SEASON // DOLPHINS: SECOND SEASON

## NFL CAREER

### TRANSACTIONS:

- 6th-round pick (194th overall) by Miami in the 2017 NFL draft.

### CAREER HIGHLIGHTS:

- Played in 13 career games.
- 18 tackles (11 solo) and 1 pass defended.
- 2 blocked field goals.

### 2017 (MIAMI):

- Played in 13 games.
- Inactive for 2 games.
- Missed last game of the season after being placed on injured reserve on Dec. 28.
- 18 tackles (11 solo) and 1 pass defended.

### AT L.A. CHARGERS (9/17):

- 1 solo tackle.

### MADE HIS NFL DEBUT.

### AT N.Y. JETS (9/24):

- 3 tackles (1 solo); 1 blocked kick.
- Blocked a K Chandler Catanzaro 45-yard field goal attempt in the 1st quarter.

### AT BALTIMORE (10/26):

- 1 solo tackle; 1 blocked kick.
- Blocked a 46-yard field goal attempt by K Justin Tucker.

## BEFORE THE NFL

### COLLEGE (OKLAHOMA STATE):

- 3-year letterman (2014-16) and 2-year starter.

### CAREER:

- Played in 36 games with 26 starts; 112 tackles (66 solo), 12 sacks, 2 passes defended and 2 forced fumbles; 5 blocked kicks.
- His 5 blocked kicks tied the school's all-time record.

### JUNIOR (2016):

Started all 13 games; 51 tackles (28 solo), 7 sacks, 1 pass defended and 2 forced fumbles; 4 blocked kicks.

- His 4 blocked kicks led the FBS and tied the school's single-season record.
- His 7 sacks led all Big 12 interior defensive linemen.
- His 51 tackles and 7 sacks were the most by an interior lineman at the school since at least 2005.
- 1st-team All-Big 12.
- Team captain.

### SOPHOMORE (2015):

Started all 13 games; 48 tackles (30 solo), 5 sacks and 1 pass defended.

### REDSHIRT FRESHMAN (2014):

Played in 10 games; 13 tackles (8 solo).

- Redshirted in 2013.

## HIGH SCHOOL (JAMES MADISON HS – SAN ANTONIO, TEXAS)

### SENIOR (2012):

- 79 tackles and 2 sacks.
- 1st-team all-state.
- San Antonio Express-News Area Player of the Year.
- Defensive Player of the Year in his district.

## OFF THE FIELD

### COMMUNITY:

- Hosted a youth football camp in San Antonio in 2018.
- Participated in the 2018 Dolphins Cancer Challenge Golf Tournament.

### PERSONAL:

- Family was displaced by Hurricane Katrina in 2005.
- **MAJOR:** University studies/education.

## VINCENT TAYLOR'S NFL REGULAR SEASON STATS

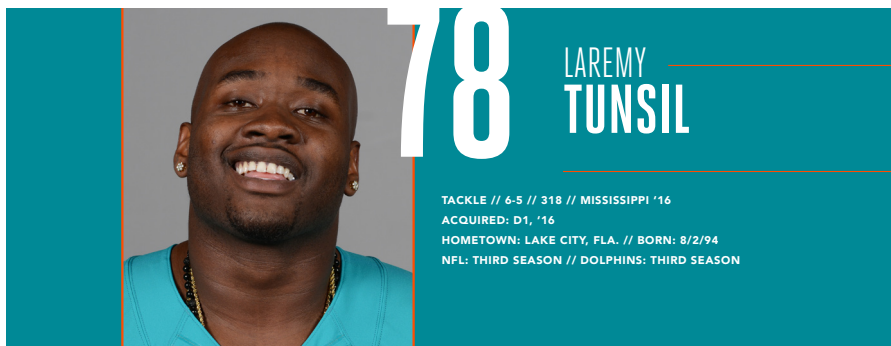
YEAR	TEAM	GP	GS	TACKLES				SK	YDS	INTERCEPTIONS					FUMBLES	
				TOT	SOLO	ASST				INT	YDS	LG	TD	PD	FF	FR
2017	MIAMI	13	0	18	11	7	0.0	0.0		0	0	0	0	1	0	0
NFL TOTALS		13	0	18	11	7	0.0	0.0		0	0	0	0	1	0	0

### ADDITIONAL STATS

Blocked Kicks: 2 blocked field goals in 2017.

### SINGLE-GAME CAREER HIGHS

Tackles: 3 4 times, last: vs. Denver, 12/3/17  
 Passes Defended: 1 at Atlanta, 10/15/17



## NFL CAREER

### TRANSACTIONS:

- 1st-round pick (13th overall) by Miami in the 2016 NFL draft.

### 2017 (MIAMI):

- Started 15 games at left tackle.
- Inactive for 1 game.

### AT L.A. CHARGERS (9/17):

- Blocked for RB Jay Ajayi, who rushed for 122 yards, snapping the Chargers' streak of 17 straight games without allowing a 100-yard rusher.

### VS. DENVER (12/3):

- Blocked for RB Kenyan Drake, who rushed for 120 yards and 1 TD in the victory for his 1st career 100-yard rushing performance.

### VS. NEW ENGLAND (12/11):

- Helped RB Kenyan Drake rush for 114 yards, his 2nd straight 100-yard rushing effort.

### 2016 (MIAMI):

- Started 14 games – 12 at left guard and 2 at left tackle.
- Inactive for 2 games.
- Allowed just 0.5 sacks in his 12 starts at left guard.
- Helped RB Jay Ajayi eclipse the 1,000-yard rushing mark for the 1st time in his career and rush for 1,272 yards, the third-most in Dolphins history.

### AT SEATTLE (9/11):

- Made NFL debut and his 1st NFL start.

### VS. PITTSBURGH (10/16):

- Blocked for RB Jay Ajayi, who rushed for 204 yards for his 1st 100-yard effort.

### VS. BUFFALO (10/23):

- Helped RB Jay Ajayi rush for 214 yards, his 2nd straight 200-yard game.

### POSTSEASON:

### AFC WILD CARD AT PITTSBURGH (1/8):

- Started at left guard.

### HONORS:

- PFWA All-Rookie team.

## BEFORE THE NFL

### COLLEGE (MISSISSIPPI):

- 3-year starter (2013-15).

### CAREER:

- Played in 29 games with 26 starts at left tackle.

### SENIOR (2015):

- Started 6 games.
- The team went 5-1 and averaged 201.7 rushing yards per game, 514.0 total yards per game and one sack allowed per game in the 6 contests he played in.
- 2nd-team All-American.
- 1st-team All-SEC.

### JUNIOR (2014):

- Started 11 games at left tackle.
- 2nd-team All-American.
- 1st-team All-SEC.
- Earned Kent Hull Trophy as the state of Mississippi's top collegiate offensive lineman.

### TRUE FRESHMAN (2013):

- Played in 12 games with 9 starts at left tackle.
- Freshman All-American.
- SEC All-Freshman team.
- 2nd-team All-SEC.
- Joined teammate TE Evan Engram as one of the first 2 true freshmen in school history to earn All-SEC honors.

### HIGH SCHOOL (COLUMBIA HS – LAKE CITY, FLA.)

### SENIOR (2012):

- Florida Class 6A Player of the Year.
- 1st-team all-state.

## OFF THE FIELD

### COMMUNITY:

- Participated in numerous team events, such as visiting children's hospitals, distributing Thanksgiving meals to needy families, AARP Million Meal Pack and surprising underprivileged children with their own beds at the Ashley HomeStore Hope to Dream sleepover event.

### PERSONAL:

- **PRONUNCIATION:** Name is pronounced LAIR-uh-mee TUHN-suhl.
- **MAJOR:** Journalism.

## LAREMY TUNSIL'S NFL REGULAR SEASON STATS

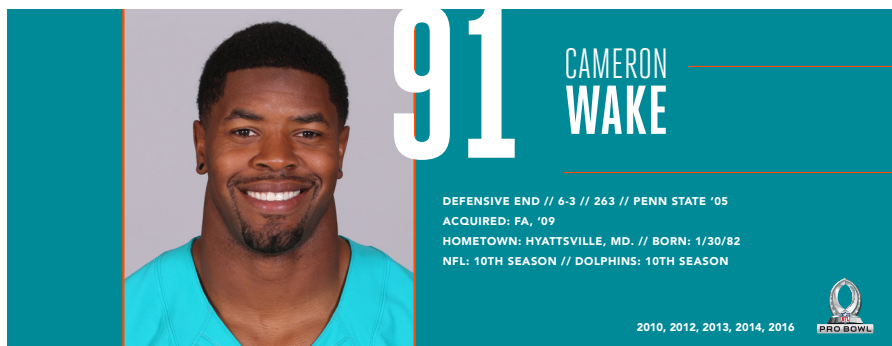
GAMES/STARTS: 2016: 14/14, 2017: 15/15

NFL TOTALS: 29/29

## LAREMY TUNSIL'S NFL PLAYOFF STATS

GAMES/STARTS: 2016: 1/1

PLAYOFF TOTALS: 1/1



DEFENSIVE END // 6-3 // 263 // PENN STATE '05  
 ACQUIRED: FA, '09  
 HOMETOWN: HYATTSVILLE, MD. // BORN: 1/30/82  
 NFL: 10TH SEASON // DOLPHINS: 10TH SEASON

2010, 2012, 2013, 2014, 2016



## PRO FOOTBALL CAREER

### TRANSACTIONS:

- Signed by Miami on Jan. 19, 2009.
- Signed by the BC Lions of the Canadian Football League in May 2007.
- Waived by the N.Y. Giants on June 22, 2005.
- Signed by the N.Y. Giants as an undrafted college free agent on May 6, 2005.

### CAREER HONORS:

- Named one the franchise's 50 greatest players on the Miami Dolphins 50th Season All-Time Team.
- 2017 Don Shula Leadership Award.
- 2016 Pro Bowl selection.
- 2016 2nd-team All-Pro edge rusher.
- 2016 Dolphins Ed Block Courage Award.
- 2016 Don Shula Leadership Award.
- No. 62 on the NFL Network Top 100 list in 2016.
- AFC Defensive Player of the Week (at Tennessee, 10/18/15).
- 2014 Pro Bowl selection.
- 2014 2nd-team All-Pro.
- No. 39 on the NFL Network Top 100 list in 2014.
- AFC Defensive Player of the Week (vs. New England, 9/7/14).
- 2013 Pro Bowl selection.
- No. 89 on the NFL Network Top 100 list in 2013.
- AFC Defensive Player of the Week (vs. Cincinnati, 10/31/13).
- 2012 Pro Bowl selection.
- 2012 1st-team All-Pro.
- AFC Defensive Player of the Month (October, 2012).
- 2010 Pro Bowl selection.
- 2010 1st-team All-Pro.
- No. 63 on the NFL Network Top 100 list in 2010.
- 2008 CFL Defensive Player of the Year.
- 2008 Norm Fieldgate Trophy (outstanding defensive player in the CFL's West Division).
- 2008 TSN CFL Friday Night Gladiator of the Year (effort, toughness and sacrifice).
- 2008 All-Western Division (CFL).
- 2007 CFL Defensive Player of the Year.
- 2007 CFL Rookie of the Year.
- 2007 Norm Fieldgate Trophy (outstanding defensive player in the CFL West Division).
- 2007 All-Western Division (CFL).

### CAREER HIGHLIGHTS:

- Played in 132 games with 111 starts.
- 312 tackles (249 solo), 92 sacks, 1 interception, 14 passes defended, 21 forced fumbles and 2 fumble recoveries.
- 12 special teams tackles (9 solo).
- His 92 sacks since 2009 lead the NFL in that span:

#### NFL SACK LEADERS FROM 2009-17

PLAYER	TEAM(S)	SACKS
1. CAMERON WAKE	MIAMI	92.0
2. DeMarcus Ware	Dallas/Denver	85.0
3. Julius Peppers	Car./Chi./GB/Car.	84.0
4. Von Miller	Denver	83.5
5. Clay Matthews	Green Bay	80.0

- His 92 sacks are 2nd all-time in Dolphins history:

#### DOLPHINS ALL-TIME SACK LEADERS

PLAYER	YEARS	SACKS
1. Jason Taylor	1997-2007; 2009; 2011	131.0
2. CAMERON WAKE	2009-17	92.0
3. Bill Stanfill	1969-76	69.5
4. Doug Betters	1978-87	65.5
5. Vern Den Herder	1971-82	65.0

- His 92 sacks are 2nd in NFL history among undrafted players since sacks were recognized as an official statistic in 1982 (does not include supplemental draft picks):

#### MOST SACKS BY UNDRAFTED PLAYERS IN NFL HISTORY

PLAYER	TEAM(S)	YEARS	SACKS
1. John Randle	Min./Sea.	1990-2003	137.5
2. CAMERON WAKE	MIA.	2009-17	92.0
3. James Harrison	Pit./NE	2004-17	84.5
4. Chris Clemons	Was./Oak/Phi./Sea./Jax.	2004-15	69.0
5. Adewale Ogunleye	Mia./Chi./Hou.	2001-10	67.0

- He joins DE Julius Peppers (Chicago/Green Bay/Carolina) as the only 2 NFL players who have recorded 7+ sacks in each of the past 8 seasons (2010-17).
- His 92 sacks since 2009 are the 2nd-most by a Dolphins player in their 1st 9 seasons with the team:

### MOST SACKS IN 1ST 9 SEASONS WITH THE DOLPHINS

PLAYER	YEARS	SACKS
1. Jason Taylor	1997-2005	92.5
2. <b>CAMERON WAKE</b>	<b>2009-17</b>	<b>92.0</b>
3. Bill Stanfill	1969-76	69.5
4. Doug Betters	1978-86	65.5
5. Jeff Cross	1988-95	59.5

- Has 2 of the team's top 10 all-time single-season sack campaigns:

### DOLPHINS ALL-TIME SINGLE-SEASON SACK LEADERS

PLAYER	YEAR	SACKS
1. Bill Stanfill	1973	18.5
Jason Taylor	2002	18.5
3. Joey Porter	2008	17.5
4. Trace Armstrong	2000	16.5
5. Doug Betters	1983	16.0
6. Adewale Ogunleye	2003	15.0
<b>CAMERON WAKE</b>	<b>2012</b>	<b>15.0</b>
8. Jason Taylor	2000	14.5
9. Doug Betters	1984	14.0
Bryan Cox	2002	14.0
<b>CAMERON WAKE</b>	<b>2010</b>	<b>14.0</b>

- Has 5 games of 3+ sacks in his career, which is 2nd in Dolphins history:

### MOST GAMES WITH 3+ SACKS IN DOLPHINS HISTORY

PLAYER	YEARS	NO.
1. Jason Taylor	1997-2005	6
2. <b>CAMERON WAKE</b>	<b>2009-17</b>	<b>5</b>
3. Jeff Cross	1988-95	4
4. Adewale Ogunleye	2000-03	2
Doug Betters	1978-87	2

- Has 16 games of 2+ sacks in his career, which is 2nd in Dolphins history:

### MOST GAMES WITH 2+ SACKS IN DOLPHINS HISTORY

PLAYER	YEARS	NO.
1. Jason Taylor	1997-2005	25
2. <b>CAMERON WAKE</b>	<b>2009-17</b>	<b>16</b>
3. Trace Armstrong	1995-2000	12
Jeff Cross	1988-95	12
5. Doug Betters	1978-87	8

- Has recorded at least 1 sack in 5 consecutive games on 3 separate occasions – in 2016, 2014 and 2012.
- Has recorded multiple sacks (1.5 or more) in 22 career games and the Dolphins are 13-9 in those contests.
- His 11.5 sacks in 2016 were 3rd in the AFC and 6th in the NFL that season:

### 2016 NFL SACK LEADERS

PLAYER	TEAM	SACKS
1. Vic Beasley Jr.	Atlanta	15.5
2. Von Miller	Denver	13.5
3. Lorenzo Alexander	Buffalo	12.5
Markus Golden	Arizona	12.5
Danielle Hunter	Minnesota	12.5
6. <b>CAMERON WAKE</b>	<b>MIAMI</b>	<b>11.5</b>
Cliff Avril	Seattle	11.5

- His 9 forced fumbles in 2015-16 led the NFL in that span:

### 2015-16 NFL FORCED FUMBLE LEADERS

PLAYER	TEAM(S)	FF
1. <b>CAMERON WAKE</b>	<b>MIAMI</b>	<b>9</b>
2. Vic Beasley Jr.	Atlanta	8
Chandler Jones	New England/Arizona	8

- His 15.0 sacks in 2012 were 3rd in the AFC and 4th in the NFL that season:

### 2012 NFL SACK LEADERS

PLAYER	TEAM	SACKS
1. J.J. Watt	Houston	20.5
2. Aldon Smith	San Francisco	19.5
3. Von Miller	Denver	18.5
4. <b>CAMERON WAKE</b>	<b>MIAMI</b>	<b>15.0</b>
5. Clay Matthews	Green Bay	13.0

- His 4.5 sacks at Arizona on Sept. 30, 2012 was the 4th-most sacks in a single game in team history:

### MOST SACKS IN A GAME (DOLPHINS)

PLAYER	OPP, DATE	SACKS
1. Bill Stanfill	vs. Jets, 10/7/73	5.0
Vern Den Herder	vs. Buffalo, 10/21/73	5.0
Bill Stanfill	vs. Buffalo, 11/17/74	5.0
4. <b>CAMERON WAKE</b>	<b>AT ARIZONA, 9/30/12</b>	<b>4.5</b>
5. Six times		4.0

- His 14.0 sacks in 2010 were 2nd in the AFC and 3rd in the NFL that season:

### 2010 NFL SACK LEADERS

PLAYER	TEAM	SACKS
1. DeMarcus Ware	Dallas	15.5
2. Tamba Hali	Kansas City	14.5
3. <b>CAMERON WAKE</b>	<b>MIAMI</b>	<b>14.0</b>
4. Clay Matthews	Green Bay	13.5
5. John Abraham	Atlanta	13.0

### 2017 (MIAMI):

- Started all 16 games.
- 36 tackles (26 solo) and 10.5 sacks.
- Reached double-digit sacks for the 5th time in his career.
- Was the 1st time in his career that he had double-digit sacks in consecutive seasons.
- Became the 12th player age 35+ to record at least 10 sacks since it became an official statistic in 1982.
- Was the 4th player age 35+ in the past 15 years to reach double-digit sacks, joining John Abraham, Julius Peppers and Terrell Suggs.
- Selected by teammates to serve as a season-long team captain.

**VS. N.Y. JETS (10/22):** 4 tackles (3 solo) and 2.5 sacks.

- Sacked QB Josh McCown for a loss of 10 yards in the 1st quarter.
- Split a sack with DT Ndamukong Suh on 3rd-and-10, forcing a punt.
- Sacked McCown again on 3rd-and-9 for a loss of 9 yards in the 4th quarter.

**AT NEW ENGLAND (11/26):** 3 solo tackles, 1 sack and 5 quarterback hits.

- Sacked QB Tom Brady for a loss of 6 yards on 3rd-and-4, forcing a 4th quarter punt.
- His 5 quarterback hits were tied for 3rd-most in a game in his career.

**VS. BUFFALO (12/31):** 2 tackles (1 solo) and 1.5

sacks.

- Sacked QB Tyrod Taylor on 3rd-and-10 for a loss of 5 yards, forcing a punt.
- Split a sack with DE Andre Branch in the 2nd quarter.

#### **HONORS:**

- Don Shula Leadership Award winner, voted on by his teammates.
- No. 74 on the NFL Network Top 100 list.

#### **2016 (MIAMI):**

- Played in 16 games with 11 starts.
- 29 tackles (22 solo), 11.5 sacks, 1 interception, 2 passes defended and 5 forced fumbles.
- 3rd in the AFC and tied for 6th in the NFL with 11.5 sacks.
- His 9 forced fumbles in 2015-16 led the NFL.
- Recorded at least 1 sack in 5 straight games from Oct. 23 to Nov. 27, tying the longest streak of consecutive games with at least 1 sack in his career (2012 and 2014).
- Selected by teammates to serve as a season-long team captain.

#### **VS. BUFFALO (10/23):** 2 tackles (1 solo) and 1.5 sacks.

- Sacked QB Tyrod Taylor for a loss of 5 yards on 3rd-and-12 in the 1st quarter.
- Split a sack with DE Andre Branch for a loss of 6 yards in the 4th quarter.

#### **VS. N.Y. JETS (11/6):** 4 solo tackles, 2 sacks and 2 forced fumbles.

- Recorded 2 strip-sacks on QB Ryan Fitzpatrick in the 1st half.
- It was the 15th time in his career he recorded 2+ sacks in a game.

#### **AT N.Y. JETS (12/17):** 2 solo tackles, 1 sack, 1 interception, 1 pass defended and 1 forced fumble.

- Strip-sacked QB Bryce Petty on 3rd-and-4 in the 1st quarter.
- Recorded his 1st career interception, returning it 12 yards in the 2nd quarter.
- Became the 1st Dolphins defensive lineman with a forced fumble and interception in the same game since 2006 (DE Jason Taylor).

#### **POSTSEASON:**

#### **AFC WILD CARD AT PITTSBURGH (1/8):** 6 tackles (3 solo).

#### **PRO BOWL:**

- Earned his 5th Pro Bowl selection and was chosen to start the game.

#### **HONORS:**

- 2nd-team All-Pro edge rusher.
- Dolphins Ed Block Courage Award winner, voted on by his teammates.
- Don Shula Leadership Award winner, voted on by his teammates.
- No. 62 on the NFL Network Top 100 list.

#### **2015 (MIAMI):**

- Started 7 games.
- Missed the rest of the season after being placed on injured reserve on Nov. 2.
- 9 tackles (7 solo), 7 sacks, 1 pass defended and 4 forced fumbles.

#### **AT TENNESSEE (10/18):** 4 solo tackles, 4 sacks and 2 forced fumbles.

- All 4 sacks came in the 1st half, which tied a mark for most sacks in a 1st half by an NFL player since 1991.
- His 4 sacks were tied for the 4th-most in a single-game in team history.
- Finished the game with 67 career sacks, moving him into 3rd place in team history.
- Became the 1st player not selected in the NFL or supplemental drafts to have multiple 4+ sack games in his career since the statistic became official in 1982.

#### **VS. HOUSTON (10/25):** 2 solo tackles, 2 sacks, 2 forced fumbles and 1 pass defended.

- Strip-sacked QB Brian Hoyer twice in the 2nd quarter.

#### **AT NEW ENGLAND (10/29):** 2 tackles (1 solo) and 1 sack.

- His 7 sacks in 3 games were the most in a 3-game span in team history.

#### **HONORS:**

- Named one the franchise's 50 greatest players on the Miami Dolphins 50th Season All-Time Team.
- AFC Defensive Player of the Week (at Tennessee, 10/18).

#### **2014 (MIAMI):**

- Started all 16 games.
- 38 tackles (32 solo), 11.5 sacks, 3 passes defended, 3 forced fumbles and 1 fumble recovery.

#### **VS. NEW ENGLAND (9/7):** 3 solo tackles, 2 sacks and 2 forced fumbles.

- Became the 1st Dolphins player to record at least 2 sacks and 2 forced fumbles in the same game since LB Charlie Anderson on Nov. 15, 2009.

#### **AT DETROIT (11/9):** 2 solo tackles and 2 sacks.

- Marked the 5th straight game he registered a sack.

#### **VS. MINNESOTA (12/21):** 5 tackles (4 solo) and 2 sacks.

- Became the 4th Dolphins player since sacks became an official statistic in 1982 to record 10+ sacks in at least 3 seasons with the team, joining DE Jason Taylor (6), DE Trace Armstrong (3) and DE Jeff Cross (3).

#### **PRO BOWL:**

- Earned his 4th Pro Bowl selection.

#### **HONORS:**

- 2nd-team All-Pro.
- No. 39 on the NFL Network Top 100 list.
- AFC Defensive Player of the Week (vs. New England, 9/7).

#### **2013 (MIAMI):**

- Started 15 games.
- Inactive 1 game.
- 37 tackles (29 solo), 8.5 sacks and 2 forced fumbles.
- 1 safety.

#### **AT CLEVELAND (9/8):** 4 tackles (2 solo) and 2.5 sacks.

- Sacked QB Brandon Weeden on a 2nd-and-10 in the 3rd quarter.
- Brought Weeden down again on a 4th-and-2

snap in the 4th quarter.

**VS. CINCINNATI (10/31):** 5 solo tackles, 3 sacks, 1 forced fumble, 1 fumble recovery; 1 safety.

- Strip-sacked QB Andy Dalton on a 3rd-and-4 in the 1st quarter, recovering the fumble himself.
- Sacked Dalton in the end zone in overtime, resulting in a safety that won the game.
- It marked the 3rd time in NFL history an overtime game ended on a safety.

**AT PITTSBURGH (12/8):** 3 solo tackles, 1 sack and 1 forced fumble.

- The sack and forced fumble came on the same play when he strip-sacked QB Ben Roethlisberger for a 2-yard loss.

**PRO BOWL:**

- Earned his 3rd Pro Bowl selection.

**HONORS:**

- No. 66 on the NFL Network Top 100 list.
- AFC Defensive Player of the Week (vs. Cincinnati, 10/31).

**2012 (MIAMI):**

- Started all 16 games.
- 53 tackles (38 solo), 15 sacks, 3 forced fumbles and 1 pass defended.
- His 15 sacks were 4th in the NFL that season and tied for 6th in Dolphins history.
- Moved to defensive end after playing linebacker for the 1st 3 seasons of his Dolphins career.

**AT ARIZONA (9/30):** 5 tackles (4 solo) and 4.5 sacks.

- His 4.5 sacks are the 4th-best single-game total in team history.
- Brought down QB Kevin Kolb 4 different times on 3rd downs, forcing a punt each time.

**AT INDIANAPOLIS (11/4):** 4 solo tackles, 1 sack and 1 forced fumble.

- Marked the 5th straight game he registered a sack.

**AT SAN FRANCISCO (12/9):** 6 solo tackles, 3 sacks and 1 forced fumble.

- It was his 3rd multi-sack of the season.
- All 3 sacks came in the 1st half.

**PRO BOWL:**

- Earned his 2nd Pro Bowl selection and his 1st at defensive end after he made the Pro Bowl following the 2010 season.
- Is 1 of just 3 Dolphins players to make the Pro Bowl at 2 different positions, joining DE/DT Randy Starks and C/G Mike Pouncey.
- Recorded a 6-yard sack of New Orleans QB Drew Brees in the 1st quarter.

**HONORS:**

- 1st-team All-Pro.
- No. 89 on the NFL Network Top 100 list.
- AFC Defensive Player of the Month (October).

**2011 (MIAMI):**

- Played in all 16 games with 14 starts.
- 42 tackles, 8.5 sacks and 2 passes defended.
- His 8.5 sacks were tied for 12th in the AFC.

**VS. NEW ENGLAND (9/12):** 3 solo tackles, 1 sack and 1 pass defended.

**VS. DENVER (10/23):** 4 solo tackles and 2 sacks.

- Sacked QB Tim Tebow twice for a total of 9 yards in losses.

**AT BUFFALO (12/18):** 7 tackles (6 solo), 1 sack and 1 pass defended.

**PRO BOWL:**

- Earned his 1st Pro Bowl selection as a starter at outside linebacker.

**2010 (MIAMI):**

- Started all 16 games.
- 57 tackles (48 solo), 14 sacks, 4 passes defended and 3 forced fumbles.
- His 14 sacks were 3rd in the NFL that season and tied for 9th in team history.

**AT MINNESOTA (10/19):** 4 tackles, 1 sack and 1 forced fumble.

- Sacked QB Brett Favre in the end zone and forced a fumble, which was recovered by LB Koa Misi for a touchdown.

**AT GREEN BAY (10/17):** 3 solo tackles and 3 sacks.

- Brought down QB Aaron Rodgers 3 times.
- It was the most sacks by a Dolphins player in a single game since Sept. 21, 2008 (LB Joey Porter).

**AT N.Y. JETS (12/12):** 5 solo tackles, 2 sacks and 1 forced fumble.

- Sacked QB Mark Sanchez twice on the final drive of the game, preserving the Dolphins victory.

**HONORS:**

- 1st-team All-Pro.
- No. 63 on the NFL Network Top 100 list.

**2009 (MIAMI):**

- Played in 14 games with 1 start.
- Inactive for 2 games.
- 11 tackles (10 solo), 5.5 sacks, 1 pass defended and 1 forced fumble.
- 12 special teams tackles (9 solo).

**AT SAN DIEGO (9/27):** 1 solo special teams tackle.

- Made his NFL debut.

**VS. BUFFALO (10/4):** 6 tackles (5 solo), 2.5 sacks and 1 forced fumble.

- His 2.5 sacks were 3rd-most in team history by a rookie or 1st-year player in a game.
- His 2.5 sacks were the 1st sacks of his career.

**VS. PITTSBURGH (1/3):** 1 solo special teams tackle.

- Made his 1st NFL start.

**2008 (B.C. LIONS/CFL):**

- 65 tackles, 23 sacks and 3 fumble recoveries.
- His 23 sacks led the CFL.

**HONORS:**

- CFL Defensive Player of the Year.
- Won the Norm Fieldgate Trophy (outstanding defensive player in the West Division).
- 1st defensive player to win the TSN Friday Night Gladiator of the Year (effort, toughness and sacrifice).
- All-Western Division.

**2007 (B.C. LIONS/CFL):**

- 72 tackles, 16 sacks.
- His 16 sacks led the NFL.
- 1 blocked field goal.

**HONORS:**

- CFL Defensive Player of the Year.
- CFL Rookie of the Year.
- Won the Norm Fieldgate Trophy (outstanding defensive player in the West Division).

- All-Western Division.

## 2006 (N.Y. GIANTS):

- Spent the offseason with the N.Y. Giants before being waived on June 22.

## BEFORE THE NFL

### COLLEGE (PENN STATE):

- 4-year letterman (2001-04).
- Played mainly linebacker but also appeared at defensive end.

**CAREER:** 191 tackles, 2 forced fumbles, 8.5 sacks; 7 blocked kicks.

### HIGH SCHOOL (DeMATHA CATHOLIC HS – HYATTSVILLE, MD.)

- Played safety, running back and wide receiver.
- Also lettered in track and basketball.

### SENIOR (1999):

- Washington Post Defensive Player of the Year.

## OFF THE FIELD

### COMMUNITY:

- Participated in numerous team events, such as purchasing toys and meals for the holidays, playing video games with kids with disabilities, shopping with local schoolchildren during the Kids and Fins Publix Shopping Spree and donating purchased tickets as part of the "All-Community Team."

### PERSONAL:

- After he was released by the N.Y. Giants in 2006, entered the corporate world as a mortgage broker before resuming his professional football career in Canada with the B.C. Lions.
- Participated in the 3-day Stephen Ross externship in New York in July 2016.
- Participates annually in the Miami Dolphins Business Combine.
- **MAJOR:** Sociology.

## CAMERON WAKE'S NFL REGULAR SEASON STATS

YEAR	TEAM	GP	GS	TACKLES					SK	YDS	INTERCEPTIONS					FUMBLES	
				TOT	SOLO	ASST					INT	YDS	LG	TD	PD	FF	FR
2009	MIAMI	14	1	11	10	1	5.5	28.5			0	0	0	0	1	1	0
2010	MIAMI	16	16	57	48	9	14.0	89.5			0	0	0	0	4	3	0
2011	MIAMI	16	14	42	37	5	8.5	47.5			0	0	0	0	2	0	0
2012	MIAMI	16	16	53	38	15	15.0	92.0			0	0	0	0	1	3	0
2013	MIAMI	15	15	37	29	8	8.5	56.0			0	0	0	0	0	2	1
2014	MIAMI	16	16	38	32	6	11.5	59.5			0	0	0	0	3	3	1
2015	MIAMI	7	7	9	7	2	7.0	39.0			0	0	0	0	1	4	0
2016	MIAMI	16	11	29	22	7	11.5	90.5			1	12	12	0	2	5	0
2017	MIAMI	16	16	36	26	10	10.5	72.0			0	0	0	0	0	0	0
NFL TOTALS		132	112	312	249	63	92.0	574.5			1	12	12	0	14	21	2

## CAMERON WAKE'S NFL PLAYOFF STATS

YEAR	TEAM	GP	GS	TACKLES					SK	YDS	INTERCEPTIONS					FUMBLES	
				TOT	SOLO	ASST					INT	YDS	LG	TD	PD	FF	FR
2016	MIAMI	1	1	6	3	3	0.0	0.0			0	0	0	0	0	0	0
PLAYOFF TOTALS		1	1	6	3	3	0.0	0.0			0	0	0	0	0	0	0

## ADDITIONAL STATS

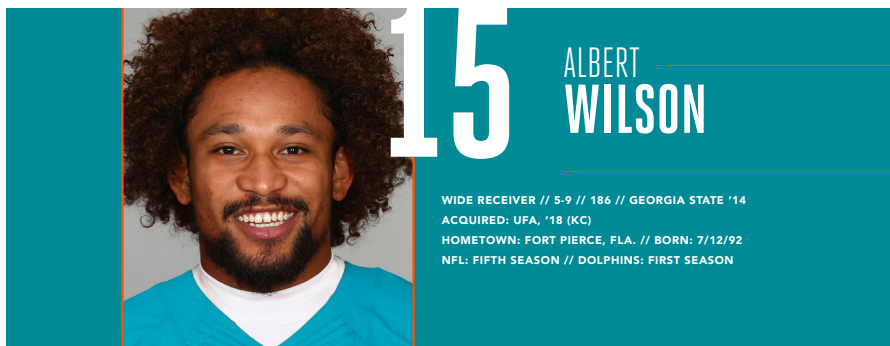
**Special Teams Tackles:** 12 in 2009.

**Safeties:** 1 in 2013.

## SINGLE-GAME CAREER HIGHS

**Tackles:** 8 at Baltimore, 11/7/10  
**Sacks:** 4.5 at Arizona, 9/30/12  
**Interceptions:** 1 at N.Y. Jets, 12/17/16  
**Passes Defensed:** 2 at Buffalo, 9/12/10  
**Forced Fumbles:** 2 4 times, last: vs. N.Y. Jets, 11/6/16  
**Fumble Recoveries:** 1 twice, last: at Chicago, 10/19/14





## NFL CAREER

### TRANSACTIONS:

- Signed by Miami as an unrestricted free agent from Kansas City on March 15, 2018.
- Signed by Kansas City as an undrafted college free agent on May 12, 2014.

### CAREER HIGHLIGHTS:

- Played in 55 career games with 26 starts.
- 124 receptions for 1,544 yards (12.5 avg.) and 7 TDs.
- 10 carries for 82 yards (8.2 avg.) and 1 TD.
- 3 kickoff returns for 52 yards (17.3 avg.).
- 6 special teams tackles (5 solo) and 1 forced fumble.

### 2017 (KANSAS CITY):

- Played in 13 games with 7 starts.
- Inactive for 3 games.
- 42 receptions for 554 yards (13.2 avg.) and 3 TDs; 3 carries for 6 yards (2.0 avg.).

**AT OAKLAND (10/19):** 1 reception for 63 yards and 1 TD.

- Caught a 63-yard TD pass from QB Alex Smith to give the Chiefs a 3rd-quarter lead.

**VS. BUFFALO (11/26):** 3 receptions for 36 yards (12.0 avg.) and 1 TD.

- Reeled in a 19-yard TD pass on the team's opening possession of the 2nd half.

**AT DENVER (12/31):** 10 receptions for 147 yards (14.7 avg.).

- It was the 1st 100-yard game of his career.

### POSTSEASON:

**AFC WILD CARD VS. TENNESSEE (1/6):** 2 receptions for 26 yards (13.0 avg.).

### 2016 (KANSAS CITY):

- Played in all 16 games with 5 starts.
- 31 receptions for 279 yards (9.0 avg.) and 2 TDs; 2 carries for 50 yards (25.0 avg.) and 1 TD.

**AT PITTSBURGH (10/2):** 5 receptions for 52 yards (10.4 avg.).

**VS. JACKSONVILLE (11/6):** 3 receptions for 42 yards (14.0 avg.) and 1 TD.

- Caught a 23-yard TD pass from QB Nick Foles to give his team a 1st quarter lead.

**AT ATLANTA (12/4):** 4 receptions for 48 yards (12.0 avg.); 1 carry for 55 yards and 1 TD.

- Scored on a 55-yard carry in the 3rd quarter for his 1st career rushing TD.

### POSTSEASON:

**AFC DIVISIONAL VS. PITTSBURGH (1/15):** 2 receptions for 3 yards (1.5 avg.) and 1 TD.

- Caught a 5-yard TD pass from QB Alex Smith in the 1st quarter to give Kansas City an early lead.

### 2015 (KANSAS CITY):

- Played in 14 games with 12 starts.
- Inactive for 2 games.
- 35 receptions for 451 yards (12.9 avg.) and 2 TDs; 5 carries for 26 yards (5.2 avg.).

**AT MINNESOTA (10/18):** 3 receptions for 57 yards (19.0 avg.) and 1 TD.

- Caught a 42-yard TD pass from QB Alex Smith in the 4th quarter to make it a 1 score game.
- It was the first TD reception of his career.

**VS. PITTSBURGH (10/25):** 3 receptions for 71 yards (23.7 avg.).

**VS. SAN DIEGO (12/13):** 4 receptions for 87 yards (21.8 avg.) and 1 TD.

- Caught a 44-yard TD pass from QB Alex Smith that would ultimately be the deciding score in the victory.

### POSTSEASON:

**AFC WILD CARD AT HOUSTON (1/9):** 2 receptions for 9 yards (4.5 avg.).

**AFC DIVISIONAL AT NEW ENGLAND (1/16):** 5 receptions for 57 yards (11.4 avg.) and 1 TD.

- Caught a 10-yard TD pass from Smith to make it a 1-score game in the 3rd quarter.

### 2014 (KANSAS CITY):

- Played in 12 games with 2 starts.
- Inactive for 4 games.
- 16 receptions for 260 yards (16.3 avg.).

**VS. TENNESSEE (9/7):** Played but did not record any stats.

- Made his NFL debut.

**AT ARIZONA (12/7):** 4 receptions for 53 yards (13.3 avg.).

- Made his first NFL start.

**AT PITTSBURGH (12/21):** 5 receptions for 87 yards (17.4 avg.).

## BEFORE THE NFL

### COLLEGE (GEORGIA STATE):

- 4-year letterman (2010-13) and 3-year starter.

**CAREER:** Played in 42 games with 29 starts; 175 receptions for 3,190 yards (18.2 avg.) and 23 TDs; 47 carries for 331 yards (7.0 avg.) and 1 TD; 95 kickoff returns for 2,328 yards (24.5 avg.) and 2 TDs; 41 punt returns for 374 yards (9.1 avg.); 0-for-2 passing.

- Left as the school's all-time leader in nearly every receiving category, including receptions (175), receiving yards (3,190) and receiving TDs (23).
- His career total of 6,235 all-purpose yards ranked among the top 30 in NCAA history when he left school.
- Left Georgia State as the school's all-time leading scorer with 26 TDs and 156 points.
- Also left school as the program's all-time leader in kickoff returns (95), kickoff return yards (2,338), punt returns (41) and punt return yards (376).
- Became the 1st player in school history to be invited to the NFL Scouting Combine.

**SENIOR (2013):** Started all 12 games; 71 receptions for 1,177 yards (16.6 avg.) and 8 TDs; 24 carries for 251 yards (10.5 avg.) and 1 TD; 31 kickoff returns for 720 yards (23.2 avg.); 15 punt returns for 125 yards (8.3 avg.).

- 1st-team All-Sun Belt at wide receiver and 2nd-team All-Sun Belt as an all-purpose player.
- His 190.2 all-purpose yards per game was 2nd in FBS.
- His 98.1 receiving yards per game led the Sun Belt and his 5.9 receptions per game were 2nd.
- Set single-season school records in receptions (71), receiving yards (1,177), receiving TDs (8) and all-purpose yards (2,283).
- Honorable mention All-American.
- Team captain.

**JUNIOR (2012):** Played in all 11 games with 10 starts; 48 receptions for 947 yards (19.7 avg.) and 7 TDs; 8 carries for 18 yards (2.3 avg.); 29 kickoff returns for 751 yards (25.9 avg.) and 1 TD; 10 punt returns for 94 yards (9.4 avg.).

- His 164.5 all-purpose yards per game led the CAA and his 86.1 receiving yards per game were 4th in the conference.
- CAA Co-Special Teams Player of the Year.

- 1st-team All-CAA at kickoff returner and 3rd-team All-CAA at wide receiver.
- Team co-MVP for offense and MVP for special teams.

**SOPHOMORE (2011):** Played in 9 games with 7 starts; 37 receptions for 772 yards (20.9 avg.) and 6 TDs; 4 carries for 44 yards (11.0 avg.); 13 kickoff returns for 239 yards (18.4 avg.); 13 punt returns for 155 yards (11.9 avg.).

- His 11.9 punt return average was 8th in FCS and his 85.8 receiving yards per game were 20th.

**TRUE FRESHMAN (2010):** Played in 10 games; 19 receptions for 294 yards (15.5 avg.) and 2 TDs; 11 carries for 18 yards (1.6 avg.); 22 kickoff returns for 618 yards (28.1 avg.) and 1 TD; 3 punt returns for 2 yards (0.7 avg.).

- Team MVP on special teams.

## HIGH SCHOOL (PORT ST. LUCIE HS – PORT ST. LUCIE, FLA.)

- Played quarterback and defense.

**SENIOR (2009):** 1,029 passing yards and 9 TDs; 824 rushing yards and 11 TDs; 81 receiving yards; 132 interception return yards; 565 kickoff/punt return yards.

- All-Area Offensive Player of the Year.

## OFF THE FIELD

### COMMUNITY:

- Started the Albert Wilson Foundation to enhance the lives of youth in foster care and underserved communities.
- Served as a mentor with Big Brothers, Big Sisters of Kansas City.
- Partnered with Chiefs WR Chris Conley to donate \$100 per catch in the 2017 season to benefit the Catch A Break program that provides teenage boys in foster care with vouchers to purchase school clothes and shoes.

### PERSONAL:

- **MAJOR:** Sociology.

## ALBERT WILSON'S NFL REGULAR SEASON STATS

YEAR	TEAM	GP	GS	RECEIVING				RUSHING			
				REC	YDS	AVG	LG	TD	ATT	YDS	AVG
2014	KANSAS CITY	12	2	16	260	16.3	48	0	0	0	0.0
2015	KANSAS CITY	14	12	35	451	12.9	44t	2	5	26	5.2
2016	KANSAS CITY	16	5	31	279	9.0	42	2	2	50	25.0
2017	KANSAS CITY	13	7	42	554	13.2	63t	3	3	6	2.0
<b>NFL TOTALS</b>		<b>55</b>	<b>26</b>	<b>124</b>	<b>1544</b>	<b>12.5</b>	<b>63t</b>	<b>7</b>	<b>10</b>	<b>82</b>	<b>8.2</b>

## ALBERT WILSON'S NFL PLAYOFF STATS

YEAR	TEAM	GP	GS	RECEIVING				RUSHING			
				REC	YDS	AVG	LG	TD	ATT	YDS	AVG
2015	KANSAS CITY	2	2	7	66	9.4	19	1	2	11	5.5
2016	KANSAS CITY	1	1	2	3	1.5	5t	1	0	0	0.0
2017	KANSAS CITY	1	1	2	26	13.0	18	0	0	0	0.0
<b>PLAYOFF TOTALS</b>		<b>4</b>	<b>4</b>	<b>11</b>	<b>95</b>	<b>8.6</b>	<b>19</b>	<b>2</b>	<b>2</b>	<b>11</b>	<b>5.5</b>

## ADDITIONAL STATS

**Kickoff Returns:** 1 for 21 yards in 2014, 1 for 13 yards in 2016, 1 for 18 yards in 2017 for total of 3 for 52 yards (17.3 avg.).

**Special Teams Tackles:** 3 in 2014, 1 in 2015 and 2 in 2016 for total of 6 (P-1).

**Miscellaneous Tackles:** 3 in 2016 and 1 in 2017 for total of 4.

**Special Teams Forced Fumbles:** 1 in 2014.

## SINGLE-GAME CAREER HIGHS

**Receptions:** 10 at Denver, 12/31/17  
**Receiving Yards:** 147 at Denver, 12/31/17  
**Longest Reception:** 63t at Oakland, 10/19/17  
**Receiving TDs:** 1 8 times, last: vs. Buffalo, 11/26/17

## 100-YARD RECEIVING GAMES (1)

DATE	OPPONENT	REC	YDS	AVG	LG	TD
12/31/17	at Denver	10	147	14.7	24	0

## 2014 GAME-BY-GAME STATS (KANSAS CITY)

DATE	OPPONENT	P/S	REC	YDS	AVG	LG	TD
09/07	TENNESSEE	1/0	0	0	0.0	-	0
09/14	at Denver		INACTIVE				
09/21	at Miami		INACTIVE				
09/29	NEW ENGLAND		INACTIVE				
10/5	at San Francisco		INACTIVE				
10/19	at San Diego	1/0	1	11	11.0	11	0
10/26	ST. LOUIS	1/0	0	0	0.0	-	0
11/02	N.Y. JETS	1/0	1	13	13.0	13	0
11/09	at Buffalo	1/0	0	0	0.0	-	0
11/16	SEATTLE	1/0	0	0	0.0	-	0
11/20	at Oakland	1/0	2	27	13.5	23	0
11/30	DENVER	1/0	0	0	0.0	-	0
12/07	at Arizona	1/1	4	53	13.3	22	0
12/14	OAKLAND	1/0	3	69	23.0	48	0
12/21	at Pittsburgh	1/1	5	87	17.4	33	0
12/28	SAN DIEGO	1/0	0	0	0.0	-	0

**2014 TOTALS** 12/2 16 260 16.3 48 0

## 2015 GAME-BY-GAME STATS (KANSAS CITY)

DATE	OPPONENT	P/S	REC	YDS	AVG	LG	TD
09/13	at Houston	1/1	3	25	8.3	13	0
09/17	DENVER	1/1	0	0	0.0	-	0
09/28	at Green Bay	1/0	0	0	0.0	-	0
10/4	at Cincinnati		INACTIVE				
10/11	CHICAGO		INACTIVE				
10/18	at Minnesota	1/0	3	57	19.0	42t	1
10/25	PITTSBURGH	1/1	3	71	23.7	40	0
11/01	DETROIT	1/1	3	12	4.0	6	0
11/15	at Denver	1/1	1	16	16.0	16	0
11/22	at San Diego	1/1	4	56	14.0	27	0
11/29	BUFFALO	1/1	3	25	8.3	16	0
12/06	at Oakland	1/1	1	17	17.0	17	0
12/13	SAN DIEGO	1/1	4	87	21.8	44t	1
12/20	at Baltimore	1/1	4	27	6.8	11	0
12/27	CLEVELAND	1/1	3	34	11.3	19	0
01/03	OAKLAND	1/1	3	24	8.0	14	0

**2015 TOTALS** 14/12 35 451 12.9 44t 2

DATE	OPPONENT	P/S	REC	YDS	AVG	LG	TD
01/09	at Houston*	1/1	2	9	4.5	6	0
01/16	at New England**	1/1	5	57	11.4	19	1
PLAYOFF TOTALS		2/2	7	66	9.4	19	1

\* AFC Wild Card game

\*\* AFC Divisional game

## 2016 GAME-BY-GAME STATS (KANSAS CITY)

DATE	OPPONENT	P/S	REC	YDS	AVG	LG	TD	
09/11	SAN DIEGO	1/1	3	1	0.3	3	0	
09/18	at Houston	1/0	2	11	5.5	7	0	
09/25	N.Y. JETS	1/0	0	0	0.0	-	0	
10/02	at Pittsburgh	1/0	5	52	10.4	17	0	
10/16	at Oakland	1/0	1	26	26.0	26	0	
10/23	NEW ORLEANS	1/0	1	4	4.0	4	0	
10/30	at Indianapolis	1/1	0	0	0.0	-	0	
11/06	JACKSONVILLE	1/0	3	42	14.0	23t	1	
11/13	at Carolina	1/1	4	25	6.3	10	0	
11/20	TAMPA BAY	1/1	4	19	4.8	7	1	
11/27	at Denver	1/0	2	6	3.0	4	0	
12/04	at Atlanta	1/1	4	48	12.0	21	0	
12/08	OAKLAND	1/0	0	0	0.0	-	0	
12/18	TENNESSEE	1/0	0	0	0.0	-	0	
12/25	DENVER	1/0	1	3	3.0	3	0	
01/01	at San Diego	1/0	1	42	42.0	42	0	
2016 TOTALS			16/5	31	279	9.0	42	2

DATE	OPPONENT	P/S	REC	YDS	AVG	LG	TD
01/08	PITTSBURGH*	1/1	2	3	1.5	5t	1

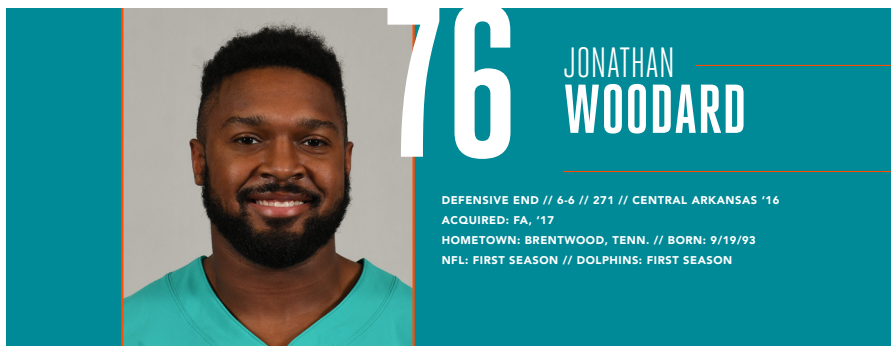
\* AFC Divisional game

## 2017 GAME-BY-GAME STATS (KANSAS CITY)

DATE	OPPONENT	P/S	REC	YDS	AVG	LG	TD
09/07	at New England	1/0	5	37	7.4	13	0
09/17	PHILADELPHIA	1/0	2	22	11.0	12	0
09/24	at L.A. Chargers	1/0	3	18	6.0	11	1
10/02	WASHINGTON	1/1	4	63	15.8	37	0
10/08	at Houston	1/1	2	18	9.0	12	0
11/15	PITTSBURGH		INACTIVE				
10/19	at Oakland	1/0	1	63	63.0	63t	1
10/30	DENVER	1/0	0	0	0.0	-	0
11/5	at Dallas		INACTIVE				
11/19	at N.Y. Giants		INACTIVE				
11/26	BUFFALO	1/1	3	36	12.0	19t	1
12/03	at N.Y. Jets	1/1	3	27	9.0	11	0
12/10	OAKLAND	1/1	5	72	14.4	36	0
12/16	L.A. CHARGERS	1/1	1	15	15.0	15	0
12/24	MIAMI	1/1	3	36	12.0	13	0
12/31	at Denver	1/0	10	147	14.7	24	0
<b>2017 TOTALS</b>			<b>13/7</b>	<b>42</b>	<b>554</b>	<b>13.2</b>	<b>3</b>

DATE	OPPONENT	P/S	REC	YDS	AVG	LG	TD
01/08	TENNESSEE*	1/1	2	26	13.0	18	0

\* AFC Wild Card game



## NFL CAREER

### TRANSACTIONS:

- Signed by Miami on Jan. 1, 2018.
- Signed to Miami's practice squad on Dec. 5, 2017.
- Released from Atlanta's practice squad on Oct. 24, 2017.
- Signed to Atlanta's practice squad on Oct. 11, 2017.
- Waived by Jacksonville on Sept. 2, 2017.
- 7th-round pick (226th overall) by Jacksonville in the 2016 NFL draft.

### 2017 (MIAMI/ATLANTA/JACKSONVILLE):

- Spent parts of the season on Miami and Atlanta's practice squads.
- Was with Jacksonville for the offseason and training camp.

### 2016 (JACKSONVILLE):

- Missed the entire season after being placed on the physically unable to perform list on July 26.

## BEFORE THE NFL

### COLLEGE (CENTRAL ARKANSAS):

- 4-year letterman (2012-15) and 3-year starter.

**CAREER:** Played in all 47 games with 39 starts; 176 tackles (106 solo), 30.5 sacks, 1 interception, 3 passes defended, 5 forced fumbles and 5 fumble recoveries; 3 blocked kicks.

- Finished his career as the school's all-time leader in sacks (30.5) and tackles for loss (53.0).
- 4-team All-Southland Conference honoree.

**SENIOR (2015):** Started all 11 games; 34 tackles (15 solo), 5.5 sacks, 1 forced fumble and 1 fumble recovery; 1 blocked kick.

- 1st-team All-Southland Conference.
- Won the Dan Hampton Award (top collegiate defensive lineman in the state of Arkansas).

**JUNIOR (2014):** Started all 12 games; 56 tackles (30 solo), 10 sacks, 1 interception, 2 passes defended; 2 blocked kicks.

- Southland Conference Defensive Player of the Year.
- 1st-team All-Southland Conference.
- Finalist for the Buck Buchanan Award (nation's top FCS defensive player).

**SOPHOMORE (2013):** Started all 12 games; 50 tackles (34 solo), 8 sacks, 1 pass defended, 2 forced fumbles and 1 fumble recovery.

- 1st-team All-Southland Conference.

**REDSHIRT FRESHMAN (2012):** Played in all 12 games with 4 starts; 36 tackles (27 solo), 7 sacks, 2 forced fumbles and 3 fumble recoveries.

- Southland Conference Freshman of the Year.
- 1st-team All-Southland Conference.
- Redshirted in 2011.

## HIGH SCHOOL (RAVENWOOD HS – BRENTWOOD, TENN.)

- Also lettered in track and field and competed in jumps and sprints.
- Totaled 73 tackles, 11 sacks and 7 pass breakups during his final 2 seasons.

## OFF THE FIELD

### PERSONAL:

- **MAJOR:** Health service administration.



# 98

## GABE WRIGHT

DEFENSIVE TACKLE // 6-3 // 309 // AUBURN '15

ACQUIRED: FA, '17

HOMETOWN: COLUMBUS, GA. // BORN: 4/3/92

NFL: THIRD SEASON // DOLPHINS: FIRST SEASON

### NFL CAREER

#### TRANSACTIONS:

- Promoted to Miami's practice squad on Dec. 28, 2017.
- Signed to Miami's practice squad on Sept. 4, 2017.
- Waived by Philadelphia on Sept. 1, 2017.
- Signed by Philadelphia on June 5, 2017.
- Waived by Cleveland on May 19, 2017.
- Promoted from Cleveland's practice squad on Dec. 13, 2016.
- Signed to Cleveland's practice squad on Oct. 25, 2016.
- Waived by Cleveland on Oct. 21, 2016.
- Promoted from Cleveland's practice squad on Oct. 11, 2016.
- Signed to Cleveland's practice squad on Oct. 6, 2016.
- Waived by Cleveland on Oct. 5, 2016.
- Promoted from Cleveland's practice squad on Sept. 13, 2016.
- Signed to Cleveland's practice squad on Sept. 5, 2016.
- Waived by Detroit on Sept. 3, 2016.
- 4th-round pick (113th overall) by Detroit in the 2015 NFL draft.

#### CAREER HIGHLIGHTS:

- Played in 13 career games with 1 start.
- 11 tackles (9 solo) and 2 passes defended.

#### 2017 (MIAMI/PHILADELPHIA/CLEVELAND):

- Played in 1 game.
- Spent the rest of the season on Miami's practice squad.
- 1 solo tackle and 1 pass defended.
- Was in training camp with Philadelphia and spent the offseason with Philadelphia and Cleveland.

**VS. BUFFALO (12/31):** 1 solo tackle and 1 pass defended.

- Made his Dolphins debut.

#### 2016 (CLEVELAND/DETROIT):

- Played in 5 games.
- Inactive for 2 games.
- Spent the rest of the season on Cleveland's practice squad.
- 4 tackles (3 solo) and 1 pass defended.
- Spent the offseason and training camp with Detroit.

**AT WASHINGTON (10/2):** 1 solo tackle and 1 pass defended.

**AT TENNESSEE (10/16):** 2 tackles (1 solo).

**AT BUFFALO (12/18):** 1 solo tackle.

#### 2015 (DETROIT):

- Played in 7 games with 1 start.
- Inactive for 9 games.
- 6 tackles (1 solo).

**AT SAN DIEGO (9/13):** 1 solo tackle.

- Made his NFL debut.

**AT MINNESOTA (9/20):** 2 solo tackles.

**AT GREEN BAY (11/15):** 1 solo tackle.

### BEFORE THE NFL

#### COLLEGE (AUBURN):

- 4-year letterman (2011-14).

**CAREER:** Played in all 52 games with 27 starts; 86 tackles (44 solo), 6 sacks, 2 passes defended and 1 forced fumble.

**SENIOR (2014):** Played in all 13 games with 7 starts; 24 tackles (10 solo) and 1 sack.

- Honorable mention All-SEC.

**JUNIOR (2013):** Played in all 14 games with 11 starts; 31 tackles (16 solo) and 3 sacks.

- Helped his team finish as the national runner-up.
- Honorable mention All-SEC.

**SOPHOMORE (2012):** Played in all 12 games with 6 starts; 19 tackles (12 solo), 1 sack and 2 passes defended.

**TRUE FRESHMAN (2011):** Played in all 13 games with 3 starts; 12 tackles (6 solo), 1 sack and 1 forced fumble.

HIGH SCHOOL (CARVER HS – COLUMBUS, GA.)

SENIOR (2010): 88 tackles, 11 sacks and 5 forced fumbles.

OFF THE FIELD

COMMUNITY:

- Participated in the fishing tournament at Fins Weekend.

- Took children shopping for Thanksgiving meals at Publix as part of the Kids and Fins Shopping Spree.

PERSONAL:

- MAJOR: Public administration.

GABE WRIGHT'S NFL REGULAR SEASON STATS															
YEAR	TEAM			TACKLES					INTERCEPTIONS					FUMBLES	
		GP	GS	TOT	SOLO	ASST	SK	YDS	INT	YDS	LG	TD	PD	FF	FR
2015	DETROIT	7	1	6	5	1	0.0	0.0	0	0	0	0	0	0	0
2016	CLEVELAND	5	0	4	3	1	0.0	0.0	0	0	0	0	1	0	0
2017	MIAMI	1	0	1	1	0	0.0	0.0	0	0	0	0	1	0	0
NFL TOTALS		13	1	11	9	2	0.0	0.0	0	0	0	0	2	0	0

SINGLE-GAME CAREER HIGHS

- Tackles: 2 twice, last: at Tennessee, 10/16/16
- Passes Defensed: 1 twice, last: vs. Buffalo, 12/31/17



79

SAM  
YOUNG

TACKLE // 6-8 // 302 // NOTRE DAME '10

ACQUIRED: UFA, '16 (JAX.)

HOMETOWN: CORAL SPRINGS, FLA. // BORN: 6/24/87

NFL: NINTH SEASON // DOLPHINS: THIRD SEASON

## NFL CAREER

### TRANSACTIONS:

- Signed by Miami on Sept. 4, 2017.
- Released by Miami on Sept. 2, 2017.
- Signed by Miami on Oct. 11, 2016.
- Released by Miami on Sept. 3, 2016.
- Signed by Miami as an unrestricted free agent from Jacksonville on March 11, 2016.
- Awarded off waivers to Jacksonville on Oct. 8, 2013.
- Waived by Buffalo on Oct. 7, 2013.
- Awarded off waivers to Buffalo on Sept. 6, 2011.
- Waived by Dallas on Sept. 5, 2011.
- 6th-round pick (179th overall) by Dallas in the 2010 NFL draft.

### CAREER HIGHLIGHTS:

- Played in 76 career games with 20 starts.

#### 2017 (MIAMI):

- Played in 10 games with 6 starts.
- Inactive for 6 games.

#### VS. DENVER (12/3):

 Started at right tackle.

- Blocked for RB Kenyan Drake, who rushed for 120 yards and 1 TD in the victory for his 1st career 100-yard rushing performance.

#### VS. NEW ENGLAND (12/11):

 Started at right tackle.

- Helped RB Kenyan Drake rush for 114 yards, his 2nd straight 100-yard rushing effort.

#### VS. BUFFALO (12/31):

 Started at right tackle.

- Served as a game captain.

#### 2016 (MIAMI):

- Played in 8 games with 1 start.
- Inactive for 3 games.
- Signed by Miami on Oct. 11 after the team released him on Sept. 3.

#### VS. SAN FRANCISCO (11/27):

 Started at left tackle.

- Helped QB Ryan Tannehill complete 20-of-30 passes (66.7 pct.) for 285 yards and 3 TDs.

### POSTSEASON:

#### AFC WILD CARD AT PITTSBURGH (1/8):

 Inactive.

#### 2015 (JACKSONVILLE):

- Played in all 16 games with 3 starts.
- Started 2 games at left tackle and 1 at right tackle.

- Helped QB Blake Bortles complete 355-of-606 passes (58.6 pct.) for 4,428 yards and 35 TDs.

#### 2014 (JACKSONVILLE):

- Played in 9 games with 6 starts at right tackle.
- Inactive for 7 games.

#### 2013 (JACKSONVILLE/BUFFALO):

- Played in 11 games with Jacksonville.
- Awarded off waivers to Jacksonville on Oct. 8.
- Waived by Buffalo on Oct. 7.
- Played in 4 games with Buffalo.

#### 2012 (BUFFALO):

- Played in 12 games with 4 starts at right tackle.
- Inactive for 4 games.

#### VS. ST. LOUIS (12/9):

 Started at right tackle.

- Made his 1st NFL start.

#### 2011 (BUFFALO/DALLAS):

- Played in 4 games.
- Inactive for 12 games.
- Spent training camp and the offseason with Dallas.

#### 2010 (DALLAS):

- Played in 2 games.
- Inactive for 14 games.

#### AT ARIZONA (12/25):

 Played but did not record any stats.

- Made his NFL debut.

## BEFORE THE NFL

### COLLEGE (NOTRE DAME):

- 4-year starter (2006-09).

#### CAREER:

 Started all 50 games – 40 at left tackle and 10 at right tackle.

#### SENIOR (2009):

 Started all 12 games.

#### JUNIOR (2008):

 Started all 13 games.

#### SOPHOMORE (2007):

 Started all 12 games.

- Opened the season at right tackle and moved to left tackle after 3 games.

#### TRUE FRESHMAN (2006):

 Started all 13 games.

- Became the 1st freshman to start the season opener at the school since freshmen regained their eligibility in 1972.
- 1st-team Freshman All-American.

**HIGH SCHOOL (ST. THOMAS AQUINAS – FORT LAUDERDALE, FLA.)**

- Also participated in track and field and won a state title in shot put, setting multiple school records.

**SENIOR (2005):**

- 1st-team All-American.
- Florida Gatorade Player of the Year.
- Did not allow a sack.

**JUNIOR (2004):**

- Did not allow a sack.

**OFF THE FIELD**

**COMMUNITY:**

- Participated in the 5k at the Dolphins Cancer Challenge in 2017.
- Participated in numerous team events, such as

the holiday toy event, AARP Million Meal Pack and the Dolphins Cancer Challenge Celebrity Golf Tournament.

- Helped out at a field day for the Marjory Stoneman Douglas High School community following the Parkland tragedy.

**PERSONAL:**

- Participated in the 3-day Miami Dolphins Business Combine in New York in both 2016 and 2017.
- Participated in the 2017 Dolphins Business Combine at Hard Rock Stadium where he and teammates learned about the different behind-the-scenes jobs of an NFL team.
- Married to Lauren.
- **MAJOR:** Management-entrepreneurship.

**SAM YOUNG'S NFL REGULAR SEASON STATS**

**GAMES/STARTS:** (Dallas) 2010: 2/0, (Buffalo) 2011: 4/0, 2012: 12/4, (Buffalo/Jacksonville) 2013: 15/0, (Jacksonville) 2014: 9/6, 2015: 16/3, (Miami) 2016: 8/1, 2017: 10/6 **NFL TOTALS: 76/20**