



MIAMI DOLPHINS WEEKLY RELEASE

WEEK 10

MIAMI DOLPHINS (5-4) AT GREEN BAY PACKERS (3-4-1)

SUNDAY, NOV. 11, 2018 | 4:25 PM ET | LAMBEAU FIELD | GREEN BAY, WIS.





2018 MIAMI DOLPHINS SCHEDULE

PRESEASON

DATE	OPPONENT	STADIUM	TIME/ RESULT	NETWORK	RADIO	PRESENTING SPONSOR	GIVEAWAY
Thurs., Aug. 9	Tampa Bay	Hard Rock Stadium	L, 24-26	WFOR CBS4	560 WQAM KISS 99.9		
Fri., Aug. 17	at Carolina	Bank of America Stadium	L, 20-27	WFOR CBS4	560 WQAM KISS 99.9		
Sat., Aug. 25	Baltimore	Hard Rock Stadium	L, 10-27	WFOR CBS4	560 WQAM KISS 99.9		
Thurs., Aug. 30	at Atlanta	Mercedes-Benz Stadium	W, 34-7	WFOR CBS4	560 WQAM KISS 99.9		

REGULAR SEASON

DATE	OPPONENT	STADIUM	TIME/ RESULT	NETWORK	RADIO	PRESENTING SPONSOR	GIVEAWAY
Sun., Sept. 9	Tennessee	Hard Rock Stadium	W, 27-20	FOX	560 WQAM KISS 99.9		
Sun., Sept. 16	at N.Y. Jets	MetLife Stadium	W, 20-12	CBS	560 WQAM KISS 99.9		
Sun., Sept. 23	Oakland	Hard Rock Stadium	W, 28-20	CBS	560 WQAM KISS 99.9		
Sun., Sept. 30	at New England	Gillette Stadium	L, 7-38	CBS	560 WQAM KISS 99.9		
Sun., Oct. 7	at Cincinnati	Paul Brown Stadium	L, 17-27	CBS	560 WQAM KISS 99.9		
Sun., Oct. 14	Chicago	Hard Rock Stadium	W, 31-28 (OT)	FOX	560 WQAM KISS 99.9		
Sun., Oct. 21	Detroit	Hard Rock Stadium	L, 21-32	FOX	560 WQAM KISS 99.9		
Thurs., Oct. 25	at Houston	NRG Stadium	L, 23-42	FOX/NFLN Amazon	560 WQAM KISS 99.9		
Sun., Nov. 4	N.Y. Jets	Hard Rock Stadium	W, 13-6	CBS	560 WQAM KISS 99.9		
Sun., Nov. 11	at Green Bay	Lambeau Field	4:25 p.m.	CBS	560 WQAM KISS 99.9		
Sun., Nov. 25	at Indianapolis	Lucas Oil Stadium	1 p.m.	CBS	560 WQAM KISS 99.9		
Sun., Dec. 2	Buffalo	Hard Rock Stadium	1 p.m.*	CBS	560 WQAM KISS 99.9		
Sun., Dec. 9	New England	Hard Rock Stadium	1 p.m.*	CBS	560 WQAM KISS 99.9	Hard Rock Hotel	
Sun., Dec. 16	at Minnesota	U.S. Bank Stadium	1 p.m.*	CBS	560 WQAM KISS 99.9		
Sun., Dec. 23	Jacksonville	Hard Rock Stadium	1 p.m.*	TBD	560 WQAM KISS 99.9		
Sun., Dec. 30	at Buffalo	New Era Field	1 p.m.*	CBS	560 WQAM KISS 99.9		

* Game subject to flex scheduling
ALL TIMES EASTERN



All Dolphins games can be heard on 560 WQAM and Kiss 99.9, the flagship stations of the Miami Dolphins Radio Network, Dolphins.com and throughout South and Central Florida on stations that make up The Miami Dolphins Radio Network. In addition to the game broadcasts, the stations will feature expanded pre-, halftime and postgame shows. Dolphins fans who tune into Miami's Sportsradio 560 WQAM will have the opportunity to listen to live broadcasts of Head Coach Adam Gase's day-after game press conferences and "Dolphins Friday," a day of Dolphins' centric-content on the station featuring interviews with players, coaches, and team executives. Fans can also listen to the Dolphins in Spanish on Univision Deportes Radio WQBA 1140 AM.

WFOR-TV, CBS4 will once again be the preseason home of the Dolphins. All four of the Miami Dolphins preseason games will be broadcast in Miami-Fort Lauderdale on WFOR-TV (CBS4), the official home of the Miami Dolphins in South Florida.



WEEK 10: GREEN BAY TABLE OF CONTENTS

MEDIA INFORMATION	2-3
HARD ROCK STADIUM	4-5
DOLPHINS IN THE COMMUNITY	6
DOLPHINS NOTES	7-12
WHAT TO LOOK FOR IN 2018	13-14
DOLPHINS VS. THE PACKERS	15-18
FREE AGENCY TRACKER	19
DOLPHINS 2018 ROOKIE CLASS	20
RADIO	21
NFL STANDINGS	22
DEPTH CHART	25
PROJECTED CONTRIBUTORS	26-27
TRANSACTIONS	28-29
PRONUNCIATION GUIDE	29
ROSTERS	30-33
SUPPLEMENTAL STATS	37-53
THE LAST TIME IT HAPPENED	54-57
GAME RECAPS	61-69
LAST WEEK'S GAMEBOOK	70-83
EXECUTIVE BIOS	87-90
COACHING BIOS	91-94
PLAYER BIOS	95-238
INJURED RESERVE AND PRACTICE SQUAD	239
HISTORY & RECORDS	243-319



WEEKLY MEDIA SCHEDULE: WEEK 10 AT GREEN BAY

6	TUE	7	WED	8	THU	9	FRI	10	SAT	11	SUN	12	MON
No media availability		Practice* 12:15 p.m.		Practice* 12:05 p.m.		Practice* 11:30 a.m.		No media availability		Week 10 at Green Bay 4:25 p.m. TV - CBS		TBD	
		Head Coach Adam Gase 2:10 p.m. (media work room)		Head Coach Adam Gase 1:45 p.m. (media work room)		Head Coach Adam Gase 12:30 p.m. (media work room)							
		Players 2:15 p.m. (open locker room)		Players 2:15 p.m. (open locker room)		Players 12:30 p.m. (open locker room)							
		Conference Call TBD Packers Head Coach Mike McCarthy		Coordinators 3:45 p.m. (media work room)									

* Practice will be open to media for approximately 30 minutes.

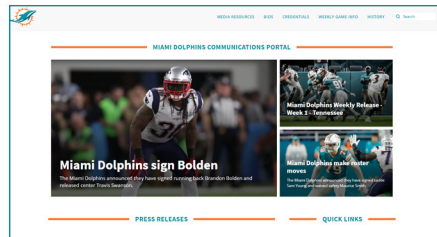
DOLPHINS ON THE AIR

TV:	WFOR-TV (CBS 4 - Miami-Ft. Lauderdale) WPEC-TV (West Palm Beach) WINK-TV (Ft. Myers)	
Broadcasters:	Kevin Harlan – Play-By-Play Rich Gannon – Color Analyst Steve Tasker – Sideline	
Local Radio:	Dolphins Radio Network KISS 99.9-FM WQAM 560-AM	
Broadcasters:	Jimmy Cefalo – Play-By-Play Bob Griese – Color Analyst Joe Rose – Color Analyst Kim Bokamper – Sideline	
Spanish Radio:	Dolphins Spanish Radio WQBA-1140 AM	
Broadcasters:	Roly Martin – Play-By-Play Eduardo Martell – Color Analyst	
National Radio:	ESPN Radio	
Broadcasters:	Jason Benetti – Play-By-Play Bill Polian – Color Analyst	

MIAMI DOLPHINS MEDIA WEBSITE

media.miamidolphins.com

The Miami Dolphins media website features everything a media member needs to cover the team. Visitors can find transcripts, press releases, weekly releases, credentials, notes, flip cards, an archive of old media guides and gamebooks and more by visiting media.miamidolphins.com.



COMMUNICATIONS DEPARTMENT



JASON JENKINS

Sr. Vice President, Communications & Community Affairs

O: 954-452-7174
JJenkins@dolphins.com



MATT TAYLOR

Sr. Director of Football Communications

O: 954-452-7179
MattTaylor@dolphins.com



THERESA GARNER

Corporate Communications Senior Manager

O: 305-943-1451
TGarnier@dolphins.com



BRETT BRECHEISEN

Football Communications Manager

O: 954-452-7190
BBrecheisen@dolphins.com



RENZO SHEPPARD

Football Communications Manager

O: 954-452-7144
RSheppard@dolphins.com



SYDNEY WADE

Communications Coordinator

O: 954-452-7198
SWade@dolphins.com



PAOLA ARGUETA

Corporate Communications Staff Assistant

O: 305-943-6703
PAArgueta@dolphins.com



KYLE WILLIAMS

Football Communications Staff Assistant

O: 954-452-7177
KWilliams@dolphins.com



MIAMI DOLPHINS MEDIA WORKROOM ACCESS & PARKING INFORMATION FOR THE 2018 SEASON

As a reminder, the workroom for accredited media covering the Miami Dolphins is located behind the Dolphins Pro Shop at the Baptist Health Training Facility at Nova Southeastern University. Access to the media workroom is granted by the Communications Staff to members of the media upon their arrival at training camp.

Parking passes are distributed by the Communications Department. The passes **need to be clearly displayed** to gain entry into the media parking areas. Media parking is available at the Nova Southeastern University Medical School garage (HPD Garage), which is next to the Dolphins Pro Shop, and located near the intersection of University Drive and S.W. 30th Street, between Griffin Road and I-595. Access to this garage is off University Drive and S.W. 30th Street. In the event the HPD Garage is full, the overflow media parking will be in the AUX Parking Lot next to the NOVA Softball fields.

PLEASE NOTE – ALL MEDIA ARE ASKED TO PARK ON THE SECOND FLOOR OF THE HPD GARAGE. PARKING ON THE FIRST FLOOR IS RESERVED FOR NOVA PATIENTS ONLY. THE GARAGE WILL BE MONITORED BY NOVA AND THOSE WHO PARK ON THE FIRST FLOOR WILL BE TICKETED.

PLEASE PREARRANGE ALL LIVE TRUCK PARKING through the Miami Dolphins Communications Department.

DIRECTIONS TO PARKING GARAGE AT NOVA SOUTHEASTERN UNIVERSITY

FROM I-95 OR FLORIDA'S TURNPIKE

- Exit at I-595; proceed west to University Drive exit
- Turn left (south) onto University Drive
- Proceed to S.W. 30th Street (Abe Fischler Blvd.) turn left (east)
- Proceed past the Miami Dolphins facility to Ray Ferrero Jr. Blvd.
- Turn right and parking garage will be on your right.

UNIVERSITY DRIVE

- From north of I-595
- Take University Drive south past I-595 to S.W. 30th Street (Abe Fischler Blvd.) turn left (east).
- Proceed past the Miami Dolphins facility to Ray Ferrero Jr. Blvd.
- Turn right and parking garage will be on your right.

FROM SOUTH OF GRIFFIN ROAD

- Take University Drive north past Griffin Road to S.W. 30th Street (Abe Fischler Blvd.) turn right (east)
- Proceed past the Miami Dolphins facility to Ray Ferrero Jr. Blvd.
- Turn right and parking garage will be on your right.





A GLOBAL ENTERTAINMENT DESTINATION


AN EVOLUTION

Hard Rock Stadium embarked on a multi-year renovation to make the facility a global entertainment destination. Privately funded by Owner Stephen Ross, the \$500 million renovation replaced every seat within the bowl, rebuilt concourses with additional amenities for restrooms, retail and concessions and moved seats 25 feet closer to the field.



COMPREHENSIVE MODERNIZATION

Every aspect of the facility was touched during the renovation. The renovation brought four high-definition video boards and the installation of a state-of-the-art canopy that keeps as many as 91 percent of fans in the shade. Remodeled, modernized suites throughout the stadium offer a more intimate club space with improved amenities and food, as well as the addition of theatre boxes, four new corner clubs and new landscaping bringing nearly 58,000 new trees and shrubs to the exterior of the stadium.



Hard Rock Stadium is a global entertainment destination that encompasses art, culture, some of the best food in the region, diversity, an elevated fan experience and the best that Miami has to offer.



The venue serves as home to the Miami Dolphins, University of Miami football team, Orange Bowl, Super Bowl LIV and the 100th anniversary of the NFL, College Football Playoff National Championship in 2021, major concerts, international soccer and a host of world-class events.





MIAMI DOLPHINS IN THE COMMUNITY

MIAMI DOLPHINS ANNOUNCE WEEK 9 PLAYFOOTBALL AWARD WINNERS

Miami – The Miami Dolphins announced their PlayFootball Week 9 award winners in a program designed to celebrate youth football in South Florida. For each home game, the Dolphins will identify a high school coach of the week, high school player of the week, youth player of the week and team mom of the week. Award recipients will receive tickets to a Dolphins home game, be presented with a plaque on the field at Hard Rock Stadium and receive acknowledgement of their accomplishment in the game program and through the Dolphins' social media platforms. The Dolphins also will recognize a team of the week who will be on field during the national anthem.



(L-R) Youth Player of the Week Dereion Darby and Troy Drayton

The program concludes at the Dolphins-Jaguars game where the Dolphins will honor yearly award winners in all categories with the exception of the team of the year.

Week 9 Winners:

- High School Coach of the Week: **Matt DuBuc** from Cardinal Gibbons High School. The Chiefs defense carried them to a 21-0 victory over Hallandale and held them to 89 total yards. The Chiefs, ranked third in Class 5A by the Associated Press, also have secured their first district title since 1994.
- High School Player of the Week: **Tyler Larco** from Miami Palmetto Senior High School. Larco booted four field goals including the game winner in a 33-30 victory over previously unbeaten South Dade to keep the Panthers alive in the race for a district title.
- Youth Player of the Week: **Dereion Darby** from Delray Rocks 9U of the American Youth Football League. Darby scored twice including the game winning touchdown in a 12-6 overtime win against the Cooper City/Davie Colts to remain undefeated. He finished the game with one reception for 57 yards and a touchdown and nine carries for 82 yards and a touchdown.
- Team Mom of the Week: **Brooke Walker** from Pembroke Pines Optimist Bengals of the American Youth Football League. Walker has been a dedicated volunteer with PPO for over 10 years. This year, she and her husband, Eric, retired from volunteering, but when the PPO needed help, Walker came back to help run the concession stand, which is a large part of the park's revenue, and oversaw bookkeeping on her personal time. Walker also supported Eric coming back to help a football team that needed a coach. With all the hours she volunteers, Walker still finds time to enjoy her daughter cheering and helping their team.
- Team of the Week: **Dillard High School**.



Team of the Week: Dillard High School



(L-R) HS Player of the Week Tyler Larco and Troy Drayton

The Junior Dolphins program encourages youth players and coaches to learn, teach and play football in a fun and safe environment. The Junior Dolphins program is designed to give kids access to learn the fundamentals of football using the NFL's top resources. To grow the game, the Junior Dolphins program will work to educate coaches, parents and youth on the health and safety of football with a strong emphasis on character development. Junior Dolphins is building the next generation of Dolphins Fans.



(L-R) HS Coach of the Week Matt DuBuc and Troy Drayton



(L-R) Team Mom of the Week Brooke Walker and Troy Drayton



TEAM & OFFENSE NOTES

DOLPHINS HEAD TO LAMBEAU FIELD FOR FIRST TIME SINCE 2010

The Miami Dolphins visit historic Lambeau Field on **Sunday, Nov. 11 at 4:25 p.m. EST** for the first time since 2010 and just the sixth time in franchise history. **Miami is 3-2 all-time at the venue** and holds a 4-2 all-time mark at Green Bay, with the 1994 matchup being played in Milwaukee.

The Dolphins won their last meeting at Lambeau Field on Oct. 17, 2010. **DE Cameron Wake had the first 3+ sack game of his career**, bringing down Packers **QB Aaron Rodgers** three times in the win. **Wake also had 1.5 sacks in his second meeting with Green Bay**, a 27-24 Packers win in South Florida on Oct. 12, 2014.

THE DOLPHINS IN ONE-SCORE GAMES

Miami picked up right where it left off in one-score games, posting wins of 8 points or less in each of its first three games and all five wins of the 2018 season. **The Dolphins are 18-5 in one-score games (8-point margin or less) in the Adam Gase era (2016-present)**. This includes a stretch of 12-straight wins in one-score games from Sept. 25, 2016 – Oct. 22, 2017.

RECORD IN 1-SCORE GAMES	
YEAR	RECORD
2016	8-2
2017	5-3
2018	5-0
TOTAL	18-5

OSWEILER AND TANNEHILL HAVING SOLID SEASONS

With **QB Ryan Tannehill** on the mend with a shoulder injury, **QB Brock Osweiler** has started the past four games for the Dolphins. Both have played efficiently, posting quarterback ratings that would rank among the top seven in franchise history over the course of the entire season.

DOLPHINS QB RATING LEADERS (min. 100 att.)						
NAME	YR	ATT	CMP	YDS	TD	RTG
1. Dan Marino	1984	564	362	5,084	48	108.9
2. Chad Pennington	2008	476	321	3,653	19	97.4
3. Dan Marino	1983	296	173	2,210	20	96.0
4. Dan Marino	1993	150	91	1,218	8	95.9
5. Ryan Tannehill	2016	389	261	2,995	19	93.5
6. RYAN TANNEHILL	2018	129	85	972	8	92.9
7. Dan Marino	1986	623	378	4,746	44	92.5
8. BROCK OSWEILER	2018	141	90	1,034	6	91.1

TANNEHILL & GASE CONNECTION

QB Ryan Tannehill has played some of the best football of his career under **Head Coach Adam Gase**:



- The Dolphins are **12-6 in games that Tannehill starts** in the Gase era (2016-present).
- In those 18 games, **the Dolphins have connected on a 50+ yard pass in nine of them**.
- Tannehill **averages 7.66 yards per attempt** and has a **93.4 quarterback rating** in 18 starts under Gase.
- Tannehill's **7.66 yards per attempt since 2016 is 10th in the NFL** in that span (min: 300 att.).
- Tannehill has **completed at least 70 percent of his passes in seven of his past 10 games**.
- Tannehill has posted a **quarterback rating of 120+ in five of his past nine games**.

SPREADING THE PASS AROUND

Four different Dolphins have thrown a touchdown pass this season – **QB Ryan Tannehill, QB Brock Osweiler, WR Albert Wilson and WR Danny Amendola** – which ties a team record (1966, 1983, 1993 and 2009). **The Dolphins are the only team in NFL history** (since the NFL began compiling individual statistics in 1933) **to have two different wide receivers throw TD passes in the same season**.

GORE NEARING ANOTHER MILESTONE

RB Frank Gore moved into sixth place among the NFL's all-time scrimmage yards chart in last week's win vs. the N.Y. Jets, surpassing Lions great **RB Barry Sanders**. He enters this week with 18,204 career scrimmage yards, and **trails RB LaDainian Tomlinson (18,456) by 252 scrimmage yards for fifth place** in league history.

Gore could achieve another milestone this week, this one being an NFL record. He is currently tied with Hall of Fame RB Emmitt Smith and RB Walter Payton with an NFL record 13 consecutive seasons of 500+ rushing yards. **Gore needs just 62 rushing yards on Sunday to reach 500+ for an NFL record 14 consecutive seasons** – every season in Gore's career.



OFFENSE NOTES

HOME RUN HITTERS

The Dolphins have posted 10 passing touchdowns of 20+ yards already this season. **That number is tied for the NFL lead:**

20+ YARD PASSING TDs (2018)	
TEAM	20+ YARD PASSING TDs
1. MIAMI DOLPHINS	10
Los Angeles Chargers	10
3. Tampa Bay Buccaneers	8

FRANK GORE – FUTURE HALL OF FAMER

RB Frank Gore signed with the Dolphins as an unrestricted free agent on March 22, 2018. The Miami native and University of Miami product is the fourth-leading rusher in NFL history after surpassing **RB Curtis Martin** in Week 2 at the N.Y. Jets. Here is where Gore ranks all-time in several statistical categories:



NFL ALL-TIME LEADING RUSHERS					
NAME	YEARS	ATT	YDS	AVG	TD
1. Emmitt Smith	1990-2004	4,409	18,355	4.2	164
2. Walter Payton	1975-87	3,838	16,726	4.4	110
3. Barry Sanders	1989-98	3,062	15,269	5.0	99
4. FRANK GORE	2005-18	3,330	14,464	4.3	77
5. Curtis Martin	1995-2005	3,518	14,101	4.0	90

MOST CARRIES (NFL HISTORY)					
NAME	YEARS	ATT	YDS	AVG	TD
1. Emmitt Smith	1990-2004	4,409	18,355	4.2	164
2. Walter Payton	1975-87	3,838	16,726	4.4	110
3. Curtis Martin	1995-2005	3,518	14,101	4.0	90
4. Jerome Bettis	1993-2005	3,479	13,662	3.9	91
5. FRANK GORE	2005-18	3,330	14,464	4.3	77

Gore's 121 consecutive games played are not only the most by an active running back but **the most by any active offensive skill player:**

MOST CONSECUTIVE GAMES PLAYED (ACTIVE NFL OFFENSIVE SKILL PLAYERS)	
NAME	CONS. GP
1. RB FRANK GORE (SF/IND./MIA.)	121
2. WR Demaryius Thomas (Den./Hou.)	116
3. WR Golden Tate (Sea./Det./Phi.)	102

Gore's 3,391 rushing yards since 2015 are third in the NFL in that span:

LEADING RUSHERS (SINCE 2015)			
NAME	ATT	YDS	AVG TD
1. Todd Gurley (STL/LAR)	968	4,164	4.3 41
2. LeSean McCoy (Buf.)	809	3,567	4.4 22
3. FRANK GORE (IND./MIA.)	888	3,391	3.8 13
4. Lamar Miller (Mia./Hou.)	825	3,358	4.1 18
5. Melvin Gordon III (SD/LAC)	829	3,322	4.0 25

GORE JOINS EXCLUSIVE CLUB

RB Frank Gore became just the fifth NFL player since the merger in 1970 to rush for 100+ yards at the age of 35 or older when he ran for 101 yards in the Week 6 win vs. Chicago:

OLDEST NFL PLAYERS TO RUSH FOR 100+ YARDS IN A GAME (SINCE 1970)					
NAME	AGE	DATE	OPP.	YDS.	
1. MacArthur Lane (KC)	36-199	10/1/78	at Buf.	144	
2. John Riggins (Was.)	36-84	10/27/85	at Cle.	112	
3. John Riggins (Was.)	36-70	10/13/85	Det.	114	
4. John Riggins (Was.)	36-64	10/7/85	StL	103	
5. Marcus Allen (KC)	35-252	12/3/95	at Oak.	124	
6. Marcus Allen (KC)	35-210	10/22/95	at Den.	121	
7. Emmitt Smith (Ari.)	35-162	10/24/04	Sea.	106	
8. FRANK GORE (MIA.)	35-153	10/14/18	CHI.	101	
9. Emmitt Smith (Ari.)	35-141	10/3/04	NO	127	

FRANK GORE QUICK FACTS:

- Has started 117 consecutive games.
- Is 1st running back to start 100+ straight games since **RB Curtis Martin** started 119 in a row from 1998-2005.
- His 77 career rushing TDs are tied for 22nd in NFL history.
- His 205 career games played are 7th in NFL history among running backs.
- Has 44 career 100-yard rushing games.
- Has 349 career runs of 10+ yards, which is third in NFL history since records were tracked in 1994.
- Is one of just five NFL players to record 9+ seasons with 1,000+ rushing yards. The other four are all in the Pro Football Hall of Fame.
- Holds the NFL record with 12 straight seasons of 1,200+ yards from scrimmage.
- Has 12 consecutive season of 1,000+ yards from scrimmage and is just 1 season shy of the NFL record held by **RB Emmitt Smith**.

DRAKE & GORE ARE AMONG THE NFL'S BEST BACKS IN PAST 13 GAMES

Dating back to Week 13 of the 2017 season, both **RB Frank Gore** and **RB Kenyan Drake** are among the NFL's top 10 rushing leaders:

RUSHING YARDS (WEEK 13, 2017 – PRESENT)				
NAME	ATT	YDS	AVG	TD
1. Todd Gurley (STL/LAR)	257	1,308	5.1	17
2. Kareem Hunt (KC)	239	1,120	4.7	11
3. Melvin Gordon III (LAC)	203	986	4.9	10
4. Ezekiel Elliott (Dal.)	200	880	4.4	3
5. Isaiah Crowell (Cle./NYJ)	168	832	5.0	5
6. FRANK GORE (IND./MIA.)	204	828	4.1	0
7. Marshawn Lynch (Oak.)	174	810	4.7	5
8. KENYAN DRAKE (MIA.)	164	793	4.8	5
9. Matt Breida (SF)	148	765	5.2	3
10. Latavious Murray (Min.)	178	763	4.3	8



OFFENSE NOTES

THE STILLS CONNECTION

WR **Kenny Stills** and QB **Ryan Tannehill** have quite the connection in **Head Coach Adam Gase's** offense, particularly down the field. **In the 18 games the two have played together since 2016, Stills has four touchdown receptions of 50+ yards** and nine touchdowns overall. In total, **Stills has 14 touchdown receptions of 20+ yards since 2016**, which is tied for second in the NFL in that span.



DOLPHINS USE BALANCED ATTACK TO DEFEAT BEARS

The Dolphins were balanced in their offensive attack en route to their 541 offensive yards in the Week 6 victory over Chicago. **Miami had a 300-yard passer (QB Brock Osweiler, 380 yards), a 100-yard rusher (RB Frank Gore, 101 yards) and a 100-yard receiver (WR Albert Wilson, 155 yards) in the same game for the first time since Sept. 23, 2007** against the N.Y. Jets when **QB Trent Green** (318 passing yards), **RB Ronnie Brown** (112 rushing yards) and **WR Chris Chambers** (101 receiving yards) accomplished the feat.

TD RECEPTIONS OF 20+ YARDS (2016-PRES.)

NAME	20+ YARD TD RECS
1. Antonio Brown (Pit.)	17
2. KENNY STILLS (MIA.)	14
3. Tyreek Hill (KC)	13

A CAREER OF BIG PLAYS

WR **Kenny Stills** has made a living making the big play. In his six NFL seasons, Stills has hauled in 238 passes for 3,866 yards (16.2 avg.). **His 16.3 yards per reception average is second-best in the NFL in that span** (min. 200 receptions):

YARDS PER CATCH (2013-PRESENT)

NAME	REC	YDS	AVG
1. DeSean Jackson (Phil./Was./TB)	302	5,328	17.6
2. KENNY STILLS (NO/MIA.)	239	3,885	16.3
3. Rob Gronkowski (NE)	316	4,964	15.7
4. M. Floyd (Ari./Min./NE/Was.)	212	3,317	15.6
5. Torrey Smith (Balt./SF/Phil./Car.)	219	3,426	15.6

DOLPHINS OFFENSE EXPLODES AGAINST NO. 2 RANKED DEFENSE

The Dolphins had one of their best offensive performances in franchise history in Week 6 vs. Chicago against a defense that was 2nd in the NFL in yards allowed and 2nd in the NFL in points allowed entering the game.

Miami posted 541 yards of total offense, which was the fifth-most in a game in team history and fourth-most in a regular season game. The offense also scored 31 points in the win:

MOST NET YARDS IN TEAM HISTORY

DATE	OPP.	PASS	RUSH	TOTAL
1. 10/23/88	N.Y. Jets	521	63	584
2. 1/6/85	Pittsburgh*	435	134	569
3. 9/30/84	at St. Louis	420	132	552
4. 10/21/84	at New England	316	236	552
5. 10/14/18	CHICAGO	380	161	541

* AFC Championship game

'MIGHTY MOUSE' HAS SIX TOUCHDOWNS IN HIS PAST 12 GAMES

WR **Jakeem Grant** became a weapon for the Dolphins all over the field. In his past 13 games, Grant has four receiving TDs and two return TDs. **His six total touchdowns are tied for the 16th-most in the NFL by any non-running back** in that span.

DeVANTE DOWN THE FIELD

WR **DeVante Parker** has made several highlight-reel catches over his four NFL seasons. **He is 10th in the NFL in career receiving yards among players who entered the league in 2015 or later:**

RECEIVING LEADERS

(players who entered the NFL in 2015 or later)

NAME	REC	YDS	AVG	TD
1. Amari Cooper (Oak./Dal.)	230	3,241	14.1	20
2. Michael Thomas (NO)	266	3,262	12.3	19
3. Stefon Diggs (Minn.)	258	3,059	11.9	19
4. Tyreek Hill (KC)	184	2,550	13.9	20
5. Willie Snead IV (NO/Bal.)	194	2,419	12.5	8
6. Jamison Crowder (Was.)	205	2,374	11.6	13
7. Tyrell Williams (LAC)	136	2,328	17.1	17
8. Tyler Lockett (Sea.)	165	2,232	13.5	15
9. Devin Funchess (Car.)	153	2,129	13.9	20
10. DeVANTE PARKER (MIA.)	148	2,090	14.1	8

AMENDOLA LEADS TEAM IN RECEIVING

WR **Danny Amendola** is quietly making a big impact for the Dolphins in his first season with the team despite how frequently the Dolphins spread the ball around. The free-agent pickup leads the team in receptions (40) and receiving yards (384).

Despite his memorable tenure in New England, Amendola is **on pace to lead his team in receptions for the first time since 2012 in St. Louis** when he caught 63 passes. The last time he led his team in receiving yards was in 2010 when he had 689 receiving yards for the Rams.



DEFENSE NOTES

CAM WAKE STILL SACKING QBs AT 36 YEARS OLD

DE Cameron Wake suffered a season-ending Achilles injury in his eighth game of the 2015 season at age 33. **Despite a lengthy recovery and his age, Wake bounced back to have consecutive double-digit sack seasons in 2016 and 2017 for the first time in his career.**



The Dolphins slowly brought Wake back in 2016 and re-inserted him as a starter in Week 6 of that season. Since then, **he is ninth in the NFL with 24.0 sacks** despite missing two games this season due to injury.

Wake played the 2017 season at 35 years old and totaled 10.5 sacks. **He became the 12th player in NFL history (since 1982) and just the fourth in the past 15 years (John Abraham, Julius Peppers and Terrell Suggs) to record a double-digit sack season at the age of 35 or older.**

ONE OF THE BEST UNRAFTED PASS RUSHERS EVER

Wake is also one of the best undrafted pass rushers in NFL history. With 95.0 career sacks, he is **second in NFL history** (since sacks were recognized as an official statistic in 1982) **for most career sacks by a player who was undrafted:**

ALL-TIME SACK LEADERS (UNRAFTED)		
NAME	YEARS	SACKS
1. John Randle (Minn./Sea.)	1990-2003	137.5
2. CAMERON WAKE (MIA.)	2009-18	95.0
3. James Harrison (Pit./Cin./NE)	2004-17	84.5

THE NFL'S BEST SACK ARTIST SINCE HE ENTERED THE LEAGUE

Wake's consistency has placed him among the NFL's elite pass rushers. Since he entered the league in 2009, **he leads the NFL in sacks:**

MOST SACKS (2009-PRESENT)	
NAME	SACKS
1. CAMERON WAKE (MIA.)	95.0
2. Von Miller (Den.)	92.5
3. Julius Peppers (Chi./GB/Car.)	86.0
4. DeMarcus Ware (Dal./Den.)	85.0
J.J. Watt (Hou.)	85.0

SECOND IN TEAM HISTORY BEHIND JT

Since joining the Dolphins in 2009, Wake has compiled five double-digit sack campaigns, eight straight seasons of seven-plus sacks and is **second in team history in all-time career sacks**, behind Hall of Famer Jason Taylor.

SACK LEADERS (DOLPHINS HISTORY)

NAME	YEARS	SACKS
1. Jason Taylor	1997-2007, 2009, 2011	131.0
2. CAMERON WAKE	2009-18	95.0
3. Bill Stanfill	1969-76	69.5

XAVIEN HOWARD LEADS THE NFL WITH SEVEN INTERCEPTIONS IN HIS PAST 13 GAMES

CB **Xavien Howard** has made critical interceptions in pivotal moments in two of Miami's five wins this year. In Week 2 at the N.Y. Jets, he flipped momentum with an end zone pick in the third quarter. In Week 3, Howard intercepted Raiders QB **Derek Carr** twice, including a pick in the end zone with less than 3 minutes remaining and the Raiders looking to take the lead. **Howard has seven interceptions in his past 14 games, which is the most in the NFL in that span:**



MOST INTERCEPTIONS (WEEK 13, 2017 – PRESENT)

NAME	INT
1. XAVIEN HOWARD (MIA.)	7
2. Darius Slay (Det.)	6
Kyle Fuller (Chi.)	6
4. Jordan Poyer (Buf.)	5
Harrison Smith (Min.)	5
D.J. Swearinger Sr. (Was.)	5

More notes about Howard's recent run:

- His **16 passes defended** in his past 14 games are **tied for fourth in the NFL in that span.**
- Howard's three interceptions in 2018 are **tied for fifth in the NFL.**
- Howard is the **first cornerback in Dolphins history to have multiple interceptions in consecutive games** (Dec. 3, 2017 vs. Denver and Dec. 11, 2017 vs. New England).
- He **became the first player to intercept Patriots QB Tom Brady twice in the same game since Indianapolis' Mike Adams** had two interceptions against him on Nov. 16, 2014.
- **Howard's five passes defended on Dec. 3, 2017 vs. Denver were tied for the second-most in an NFL game that season.**



DEFENSE NOTES

ALONSO IS PLAYING AT AN ALL-PRO LEVEL IN 2018

LB Kiko Alonso has totaled 100+ tackles in three of his four NFL seasons prior to this year and is nearing the mark again in 2018. **Alonso's 83 tackles ranks No. 2 in the NFL:**

MOST TOTAL TACKLES (2018)				
NAME	TEAM	SOLO	ASST.	TOT.
1. Darius Leonard	Ind.	58	30	88
2. KIKO ALONSO	MIA.	55	28	83
3. Anthony Hitchens	KC	50	29	79
4. Cory Littleton	LAR	53	22	75
5. Fred Warner	SF	55	17	72

Alonso has also played a big role in many of the Dolphins' turnovers this season. His **three interceptions are tied for fifth among all NFL players** and tied for the NFL lead among linebackers. His **three forced fumbles are tied for fourth among NFL linebackers.**

IMPRESSIVE RED ZONE DEFENSE

The Dolphins' red zone defense has been among the league's best this season. Miami **has allowed opponents to score touchdowns on just 51.6 pct. of red zone possessions** this year, the ninth-best mark in the NFL.

Miami has allowed points to be scored on just 71.0 percent of red zone possessions, the best mark in the league. A lot of that is due to **five forced turnovers in the red zone**, which leads the NFL in that category.

The Dolphins are third in the NFL by **allowing touchdowns on just 52.9 percent of goal-to-go series.**

DOLPHINS D DOMINATES JETS

The Dolphins defense helped pave the way to a 13-6 victory last week vs. the N.Y. Jets. Miami picked off **QB Sam Darnold** four times, **just the second four-interception game for the team since 2005** (also had four on Nov. 13, 2016 at San Diego). It's tied for the second-most interceptions in an NFL game this season.

The Dolphins also spread the interceptions around with **LB Kiko Alonso, LB Jerome Baker, S T.J. McDonald** and **CB/S Walt Aikens** all picking off passes. **The last time four different Dolphins picked off passes in a game was on Nov. 21, 1999** vs. New England when five did so.

Miami allowed just six points in the game, the fewest points it has allowed in a contest since a 37-0 victory vs. San Diego on Nov. 2, 2014.

DOLPHINS DEFENSE AMONG NFL'S BEST AT FORCING TURNOVERS

The Dolphins defense has ranked in the NFL's top half of several statistical categories through the first half of the 2018 season:

- 1st in interceptions (15).
- 1st in interception percentage (5.1 pct. of passes)
- 3rd in turnovers forced (18).

MOST INTERCEPTIONS (2018)	
NAME	INTs
1. MIAMI DOLPHINS	15
2. Chicago Bears	14
3. Cleveland Browns	13
4. Carolina Panthers	11
New England Patriots	11

DOLPHINS ADD QUINN TO PASS RUSH

The Dolphins acquired two-time Pro Bowl **DE Robert Quinn** from the L.A. Rams on March 14, 2018. Quinn joins **DE Cameron Wake** as two of the most productive pass rushers in the NFL in recent years.

Since 2012, **Wake is sixth in the NFL in sacks while Quinn ranks eighth.** The Dolphins are the only NFL team with two of the league's top 10 sacks leaders since 2012 on the same team:

MOST SACKS (2012-PRESENT)	
NAME	SACKS
1. Von Miller (Den.)	81.0
2. J.J. Watt (Hou.)	79.5
3. Chandler Jones (NE/Ari.)	70.5
4. Ryan Kerrigan (Was.)	69.5
5. CAMERON WAKE (MIA.)	67.0
Justin Houston (KC)	67.0
7. Cameron Jordan (NO)	63.5
8. Everson Griffen (Min.)	59.5
9. ROBERT QUINN (STL/LAR/MIA.)	58.5
10. Carlos Dunlap (Cin.)	57.5

Quinn doesn't just sack the quarterback but he also creates game-changing turnovers. In Week 6 vs. Chicago, he stripped **RB Jordan Howard** of the ball at the goal-line, keeping the Bears from scoring. **His 21 forced fumbles since 2012 are second in the NFL:**

MOST FORCED FUMBLES (2012-PRESENT)	
NAME	FF
1. Von Miller (Den.)	23
2. ROBERT QUINN (STL/LAR/MIA.)	21
3. Chandler Jones (NE/Ari.)	19
Ryan Kerrigan (Was.)	19
J.J. Watt (Hou.)	19
6. Carlos Dunlap (Cin.)	18
Lavonte David (TB)	18



SPECIAL TEAMS NOTES

RIZZI'S UNITS ARE SECOND IN THE NFL IN BLOCKED KICKS SINCE 2011

Associate Head Coach/Special Teams Coordinator **Darren Rizzi** was promoted to the special teams coordinator role in 2011 and since then, **the Dolphins are second in the league with 21 total blocked kicks and lead the NFL with 10 blocked punts:**

MOST BLOCKED KICKS (SINCE 2011)				
TEAM	PUNT BLK	FG BLK	XP BLK	BLK KICKS
1. Oakland	5	10	7	22
2. MIAMI	10	8	3	21
3. Philadelphia	8	7	4	19
4. L.A. Rams	9	5	2	16

MOST BLOCKED PUNTS (SINCE 2011)	
TEAM	PUNT BLK
1. MIAMI	10
2. L.A. Rams	9
3. Philadelphia	8
4. Seattle	7

SANDERS BOOTS OVERTIME GAME-WINNER TO BEAT CHICAGO

The Dolphins drafted **K Jason Sanders** in the seventh round (229th overall) of the 2018 NFL draft and thus far he hasn't disappointed. **Sanders is 11-for-12 (91.7 pct.) on field goal opportunities** this season, including a 47-yard game-winner as time expired in overtime to beat Chicago in Week 6. More than half (7 of his 12) field goal attempts have been from 40+ yards.

Sanders' game-winner was **the longest overtime game-winner by a rookie kicker** since St. Louis **K Greg Zuerlein** hit a 54-yarder on Dec. 2, 2012 and **the second-longest by a rookie kicker since 1974.**

HAACK PUTTING TOGETHER EXCELLENT 2018

P Matt Haack has been very good at pinning opponent's deep inside their own territory. His 30 punts inside the 20 in 2017 were the most in the league by a rookie punter that season. **So far in 2018, Haack's 26 punts inside the 20 are tied for the NFL lead.**

Haack has four career games with **at least five punts inside the 20, which is a Dolphins record despite Haack's career spanning just 25 games.** No other Dolphins player has more than two.

Last week vs. the N.Y. Jets, Haack landed seven punts inside the 20, **the most in an NFL game since Haack also did it on Dec. 3, 2017** vs. Denver. The last NFL punter to have 7+ punts inside the 20 that wasn't Haack was Tennessee's Brett Kern on Dec. 27, 2015. The seven punts inside the 20 are tied for the third-most in an NFL game since 1991.

THE DENNEY STREAK

LS John Denney will turn **40 years old this December** and is in his 14th NFL season. Denney has been Miami's long snapper for every game dating back to 2005 - **a consecutive games streak that spans 217 regular season contests.** That streak is **the longest in Dolphins history** and is the longest active streak in the NFL today.

MOST CONSECUTIVE GAMES PLAYED (DOLPHINS HISTORY)		
NAME	CONS.	STREAK
1. JOHN DENNEY	217	1ST (2005) - PRESENT
2. Jason Taylor	130	15th (1999) - 16th (2007)
3. Jim Langer	128	10th (1970) - 9th (1979)

MOST CONSECUTIVE GAMES PLAYED (ACTIVE NFL STREAKS)		
NAME	POS.	CONS. GP
1. JOHN DENNEY (MIA.)	LS	217
2. L.P. Ladouceur (Dal.)	LS	213
3. Philip Rivers (SD/LAC)	QB	201
. Sam Koch (Bal.)	P	201
5. Mason Crosby (GB)	K	184

GRANT KEEPS TAKING IT TO THE HOUSE

WR Jakeem Grant has **two return touchdowns in the first nine weeks of the 2018 season, which leads the NFL.** He also leads the NFL with 680 total kick return yards (kickoffs and punts) and 452 kickoff return yards. His 228 punt return yards are third in the league. Grant is the only NFL player with two returns touchdowns this season.

After Tennessee tied the game at 10 early in the fourth quarter of Week 1, Grant took the ensuing kickoff 102 yards for a touchdown. **The return gave the Dolphins the lead back and was the second-longest kickoff return in team history.** It helped Grant win AFC Special Teams Player of the Week honors.

He also took a 71-yard punt to the house just before halftime in the Week 5 game at Cincinnati to give the Dolphins a 14-0 lead.

Grant's three career kick return touchdowns (2 punts and 1 kickoff) are tied for the Dolphins franchise record (Ted Ginn Jr., Mercury Morris and Freddie Solomon). He's also one of four Dolphins to return both a punt and a kickoff for a touchdown (Tedd Ginn Jr., Marcus Thigpen and Freddie Solomon).

Grant is the first player in Dolphins history to score via reception, kickoff return and punt return in the same season and **is the second player in league history** (Kansas City's Dante Hall in 2003) with a 100+ yard kickoff return, 70+ yard punt return and 50+ yard reception all for TDs in the same season.



WHAT TO LOOK FOR IN 2018

S WALT AIKENS...

- Has played in 71 games. Needs 4 games played to reach 75 in his career.

LB KIKO ALONSO...

- Has 515 tackles. Needs 35 tackles to reach 550 in his career.

WR DANNY AMENDOLA...

- Has played in 120 games. Needs 5 games played to reach 125 in his career.
- Has 466 receptions. Needs 34 receptions to reach 500 in his career.
- Has 4,493 receiving yards. Needs 507 receiving yards to reach 5,000 in his career.
- Has 20 receiving TDs. Needs 5 receiving TDs to reach 25 in his career.

LB STEPHONE ANTHONY...

- Has played in 43 games. Needs 7 games played to reach 50 in his career.

RB BRANDON BOLDEN...

- Has 912 rushing yards. Needs 78 rushing yards to reach 1,000 in his career.
- Has 47 receptions. Needs 3 receptions to reach 50 in his career.

DE ANDRE BRANCH...

- Has 40 starts. Needs 10 starts to reach 50 in his career.

LS JOHN DENNEY...

- Extending his consecutive games played streak, which currently stands at a franchise-record 217, having played in every game in his 13-year NFL career. It is the longest active streak in the NFL.
- Can become the 2nd player in team history to play a game after his 40th birthday (12/13/78).

RB KENYAN DRAKE...

- Extending his consecutive games played streak, which currently stands at 41, which is the 5th-longest active streak by an NFL running back.

RB FRANK GORE...

- Has 14,464 rushing yards. Needs 806 rushing yards to surpass Barry Sanders (15,269) for 3rd in NFL history.
- Has 3,330 carries. Needs 150 carries to surpass Jerome Bettis (3,479) for 4th in NFL history.
- Has 18,204 scrimmage yards. Needs 253 scrimmage yards to surpass LaDainian Tomlinson (18,456) for 5th in NFL history.
- Has 77 career rushing TDs. Needs 3 rushing TDs to move into the top 20 and 9 rushing TDs to move into the top 15 in NFL history.

- Extending his consecutive games played streak, which currently stands at 121, the longest active streak by an NFL running back and longest by an active NFL offensive skill player (RB, WR or TE).
- Extending his consecutive games started streak, which currently stands at 117, the longest active streak by an NFL offensive skill player (RB, WR or TE).
- Has 205 games played. Can continue moving up the NFL all-time games played chart for running backs (currently 7th).
- Has 14,464 rushing yards. Needs 536 rushing yards to become the 4th player in NFL history to total 15,000 rushing yards.
- Has 349 runs of 10+ yards. Needs 15 runs of 10+ yards to surpass Barry Sanders (363) for 2nd in NFL history.
- Extending his streak of 13 straight seasons with 500+ rushing yards, which would surpass Emmitt Smith and Walter Payton for the longest streak in NFL history.
- Extending his streak of 12 straight seasons with 1,000+ scrimmage yards, already an NFL record.
- Extending his streak of 3 straight seasons with 900+ rushing yards, the only running back in the NFL with that current streak.
- Can total his 10th career season with 1,000+ rushing yards, which would tie him for 2nd in NFL history.

CB XAVIEN HOWARD...

- Has 109 tackles. Needs 41 tackles to reach 150 in his career.

S RESHAD JONES...

- Has 117 games played. Needs 8 games played to reach 125 in his career.
- Has 699 tackles. Needs 51 tackles to reach 750 in his career.
- Has 20 interceptions. Needs 5 interceptions to reach 25 in his career.

C/G TED LARSEN...

- Has 119 games played. Needs 8 games played to reach 125 in his career.

S T.J. McDONALD...

- Has 70 games played. Needs 5 games played to reach 75 in his career.
- Has 70 starts. Needs 5 starts to reach 75 in his career.

QB BROCK OSWEILER...

- Has 47 games played. Needs 3 games played to reach 50 in his career.



WHAT TO LOOK FOR IN 2018

WR DeVANTE PARKER...

- Has 46 games played. Needs 4 games played to reach 50 in his career.
- Has 2,090 receiving yards. Needs 410 receiving yards to reach 2,500 in his career.
- Has 148 receptions. Needs 52 receptions to reach 200 in his career.

DE ROBERT QUINN...

- Has 239 tackles. Needs 11 tackles to reach 250 in his career.
- Has 63.5 sacks. Needs 11.5 sacks to reach 75 in his career.
- Has 21 forced fumbles. Needs 4 forced fumbles to reach 25 in his career.

WR KENNY STILL...

- Has 239 receptions. Needs 11 receptions to reach 250 in his career.
- Has 3,885 receiving yards. Needs 115 receiving yards to reach 4,000 in his career.

C TRAVIS SWANSON...

- Has 47 starts. Needs 3 starts to reach 50 in his career.

QB RYAN TANNEHILL...

- Has 19,427 passing yards. Needs 573 passing yards to reach 20,000 in his career.
- Has 114 passing TDs. Needs 11 passing TDs to reach 125 in his career.
- Has 1,738 completions. Needs 189 completions to surpass Bob Griese (1,926) for 2nd in team history.
- Extend his franchise record for most career rushing yards by a quarterback with 1,156.

DE CAMERON WAKE...

- Has 119 starts. Needs 6 starts to reach 125 in his career.
- Has 95 sacks. Needs 5 sacks to reach 100 in his career.
- Has 95 sacks. Needs 11.5 sacks to surpass Jason Taylor (106) for the most by a Dolphins player in their first 10 seasons on the team.
- Has 21 forced fumbles. Needs 4 forced fumbles to reach 25 in his career.



RB Frank Gore needs 62 rushing yards to set an NFL record with 14 consecutive seasons with 500+ rushing yards



DOLPHINS VS. THE PACKERS

A DOLPHINS WIN WOULD...

- Improve Miami's record to 6-4, which is the third time the team has been 6-4 or better in the past decade (2014 and 2016).
- Give Miami its fourth all-time win at Lambeau Field (1975, 1985 and 2010) and its fifth all-time win at Green Bay (1994 victory was in Milwaukee).
- Be Miami's first road win over an NFC opponent since the 20-17 comeback victory at Atlanta on Oct. 15, 2017.

SERIES HISTORY

REGULAR SEASON: MIA LEADS 10-4

LAST 5 MEETINGS

DATE	GAME
10/29/2000	Miami 28, at Green Bay 20
11/4/2002	at Green Bay 24, Miami 10
10/22/2006	Green Bay 34, at Miami 24
10/17/2010	Miami 23, at Green Bay 20 (OT)
10/12/2014	Green Bay 27, at Miami 24



QB Ryan Tannehill completed 20-of-31 passes (64.5 pct.) for 244 yards and two touchdowns in his only career appearance vs. Green Bay (10/12/14).

CONNECTIONS

PRO CONNECTIONS

- Packers **Offensive Coordinator Joe Philbin** spent four seasons (2012-15) as head coach of the Dolphins.
- Dolphins **Senior Director of Player and Football Development Joe Vitt** served as Green Bay's defensive backs coach in 1999.
- Dolphins **G Josh Sitton** (injured reserve) was drafted by Green Bay in the fourth round (135th overall) of the 2008 NFL draft and played for the Packers from 2008-15. Sitton was selected to three Pro Bowls in his eight seasons with the team.
- Dolphins **WR Kenny Stills** and Packers **TE Jimmy Graham** played together in New Orleans from 2013-14.
- Dolphins **DT Ziggy Hood** and Packers **CB Bashaud Breeland** played together in Washington from 2016-17.
- Dolphins **S T.J. McDonald** and Packers **TE Lance Kendricks** played for the Rams from 2013-16.
- Dolphins **DE Andre Branch** and Packers **TE Mercedes Lewis** were teammates in Jacksonville from 2012-15.

COLLEGE CONNECTIONS

- Two Dolphins and two Packers played at Alabama: Dolphins **RB Kenyan Drake** (2012-15), **S Minkah Fitzpatrick** (2015-17), Packers **CB Tony Brown** (2014-17) and **P JK Scott** (2014-17). All four players were members of the Crimson Tide's CFP National Championship winning team in 2015.
- Dolphins **DE Andre Branch** (2008-11), **LB Stephone Anthony** (2011-14) and Packers **CB Bashaud Breeland** (2011-13) were teammates at Clemson.
- Dolphins **S T.J. McDonald** and Packers **LB Nick Perry** played together at USC from 2009-11.
- Dolphins **TE Durham Smythe** (2014-17), Packers **QB Deshone Kizer** (2015-16) and **WR Equanimeous St. Brown** (2015-17) played together at Notre Dame.
- Dolphins **G/T Jesse Davis** and Packers **LB Corey Toomer** were teammates at Idaho in 2011.
- Dolphins **DE Charles Harris** and Packers **WR J'Mon Moore** were teammates at Missouri from 2014-16.

HIGH SCHOOL/HOMETOWN CONNECTIONS

- Packers **G Justin McCray** was born in Miami and attended Southridge High School.
- Packers **Associate Head Coach/Linebackers Winston Moss** was born in Miami and also attended Southridge High School. Moss went on to play linebacker at the University of Miami, winning a national championship in 1983.



DOLPHINS VS. THE PACKERS

SERIES FACTS (TEAM)

MIAMI'S LARGEST MARGIN OF VICTORY:

24 (Miami 31, at Green Bay 7, 10/5/75)

GREEN BAY'S LARGEST MARGIN OF VICTORY:

14 (at Green Bay 24, Miami 10, 11/4/02)

CURRENT SERIES STREAK:

Green Bay 1 (10/12/14)

MIAMI'S LARGEST WIN STREAK:

8 (12/19/71 – 9/11/94)

GREEN BAY'S LARGEST WIN STREAK:

2 (11/4/02 – 10/22/06)

MOST POINTS BY MIAMI:

34 (Miami 34, at Green Bay 24, 12/8/85)

MOST POINTS BY GREEN BAY:

34 (at Green Bay 34, Miami 24, 10/22/06)

MOST POINTS, BOTH TEAMS:

58 (twice, last: at Green Bay 34, Miami 24, 10/22/06)

FEWEST POINTS BY MIAMI:

10 (at Green Bay 24, Miami 10, 11/4/02)

FEWEST POINTS BY GREEN BAY:

6 (at Miami 27, Green Bay 6, 12/19/71)

FEWEST POINTS, BOTH TEAMS:

29 (at Miami 16, Green Bay 13, 9/22/91)

SERIES SUPERLATIVES

DOLPHINS

RUSHING YARDS:

125, Mercury Morris, at Green Bay, 10/5/75

PASSING YARDS:

414, Joey Harrington, at Miami, 10/22/06

RECEPTIONS:

10, three times, last: Brandon Marshall, at Green Bay, 10/17/10

RECEIVING YARDS:

180, Duriel Harris, at Miami, 10/28/79

PACKERS

RUSHING YARDS:

121, Dorsey Levens, at Green Bay, 9/14/97

PASSING YARDS:

362, Brett Favre, at Green Bay, 9/11/94

RECEPTIONS:

10, twice, last: Donald Driver, at Miami, 10/22/06

RECEIVING YARDS:

133, Greg Jennings, at Green Bay, 10/17/10

DOLPHINS PLAYERS VS. PACKERS

PLAYER	GP	PASSING				
		A-C-I	YDS	PCT	TD	RTG
Ryan Tannehill	1	31-20-2	244	64.5	2	83.3
Brock Osweiler	1	35-22-0	202	62.9	2	97.6
TOTALS	2	66-44-2	446	66.7	4	93.4

PLAYER	GP	RUSHING				
		ATT	YDS	AVG	LG	TD
Frank Gore	7	124	590	4.8	72	7
Ryan Tannehill	1	3	49	16.4	40	0
Brock Osweiler	1	3	20	6.7	9	0
TOTALS	9	130	659	5.1	72	7

PLAYER	GP	RECEIVING				
		NO	YDS	AVG	LG	TD
Frank Gore	7	14	139	9.9	45	1
Kenny Stills	1	4	57	14.3	45	0
A.J. Derby	1	1	19	19.0	19t	1
TOTALS	9	19	215	11.3	45	2

PLAYER	GP	KICKOFF RETURNS				
		KOR	YDS	AVG	LG	TD
Danny Amendola	2	12	263	21.9	42	0
TOTALS	2	12	263	21.9	42	0

PLAYER	GP	PUNT RETURNS				
		PR	YDS	AVG	LG	TD
Danny Amendola	2	3	26	8.7	14	0
TOTALS	2	3	26	8.7	14	0

PLAYER	GP	DEFENSE						
		TOT	SK	INT	PD	FF	FR	
Reshad Jones	2	9	0.0	0	1	0	0	
Robert Quinn	3	8	2.0	0	1	1	0	
Cameron Wake	2	6	4.5	0	0	0	0	
Akeem Spence	3	6	0.5	0	0	0	0	
T. McDonald	1	6	0.0	0	0	0	0	
Andre Branch	1	1	1.0	0	0	1	1	
TOTALS	12	36	8.0	0	2	2	1	



DOLPHINS VS. THE PACKERS

STATISTICAL LEADERS

CATEGORY	DOLPHINS		PACKERS	
	PLAYER	STAT	PLAYER	STAT
Completion Pct.	R. Tannehill	65.9	A. Rodgers	60.6
Passing Yards	B. Osweiler	1,034	A. Rodgers	2,542
Passer Rating	R. Tannehill	92.9		93.8
Rushing Yards	F. Gore	438	A. Jones	350
Yards Per Carry	K. Drake	4.8	A. Jones	6.0
Rushing TDs	K. Drake	3	A. Jones	2
Receptions	D. Amendola	40	D. Adams	58
Receiving Yards	A. Wilson	391	D. Adams	730
Receiving TDs	Two tied	4	D. Adams	7
Tackles	K. Alonso	83	B. Martinez	70
Sacks	C. Wake	3	Three tied	4
Interceptions	Three tied	3	H. Clinton-Dix	3
Forced Fumbles	K. Alonso	3	Four tied	1
Special Tms Tcks	S. Perry	5	J. Crawford	5

HOW THEY COMPARE

DOLPHINS		CATEGORY	PACKERS	
STAT	RNK		RNK	STAT
315.8	28	Total Offense	6	406.6
212.7	26	Passing Offense	6	300.9
103.1	21	Rushing Offense	19	105.8
20.8	24	Scoring Offense	14t	24.0
21.0	13t	Sacks Allowed	22t	25.0
33.9	27	Third Down Offense	17	39.4
47.1	26	Red Zone Offense	19t	53.9
394.0	26	Total Defense	16	352.4
257.9	22	Passing Defense	10	232.8
136.1	28	Rushing Defense	22	119.6
25.0	19	Scoring Defense	21	25.5
15.0	29	Sacks	6	25.0
42.6	25	Third Down Defense	13	37.6
51.6	9	Red Zone Defense	21	61.5
18	3	Takeaways	19t	9
13	23t	Giveaways	10t	10



In DE Cameron Wake's only career game at Lambeau Field, he sacked Packers QB Aaron Rodgers three times in Miami's overtime win on Oct. 17, 2010.



THE LAST MEETING

2014 – WEEK 6

OCT. 12, 2014 | MIAMI GARDENS, FLA.
HARD ROCK STADIUM
ATTENDANCE: 70,875 | TV: FOX

SCORING SUMMARY

GREEN BAY 27

MIAMI 24

	1	2	3	4	F
Green Bay	7	3	7	10	27
Miami	3	0	7	14	24

The Miami Dolphins had to play catch-up throughout the afternoon against one of the hottest teams in the NFL, and in the end fell just short against the Green Bay Packers.

The Dolphins rallied from three different seven-point deficits – 7-0, 10-3 and 17-10 – but dropped a 27-24 decision when Aaron Rodgers connected with tight end Andrew Quarless in the corner of the end zone for a 3-yard touchdown with 3 seconds left.

The touchdown came six plays after Green Bay converted a fourth-and-8 when Rodgers hit Jordy Nelson on an 18-yard pass. The touchdown capped a 60-yard touchdown drive that began with 2:04 left in regulation.

The Dolphins had a chance to clinch the victory after holding Green Bay to a field goal on the previous drive but couldn't kill the last 4:09 off the clock.

Miami took its first lead of the game with 9:13 left in regulation when Ryan Tannehill hit Mike Wallace with a 5-yard touchdown pass. It was the third consecutive touchdown drive for the Dolphins at the start of the second half, as Tannehill got hot after a difficult first half and the running game got going after being held to only 10 yards in the first two quarters.

The running game played a key role in the second touchdown drive of the second half, as Lamar Miller rushed for 48 yards and finished things off with a 5-yard TD run up the middle.

After trailing 10-3 at halftime, the Dolphins tied the score with an 80-yard touchdown drive highlighted by Tannehill's 40-yard run on a quarterback keeper. It was the longest offensive play of the season for the Dolphins at that time, and the second-longest run by a quarterback in franchise history, behind Tannehill's 48-yard scamper at Pittsburgh on Dec. 8, 2013.

SCORING DRIVES

TEAM	QTR	TIME	PLAY (EXTRA POINT) (DRIVE INFO)	GB	MIA
Packers	1	10:09	J.Nelson 9 yd. pass from A.Rodgers (M.Crosby kick) (9-80, 4:51)	7	0
Dolphins	1	8:15	C.Sturgis 48 yd. Field Goal (6-20, 1:54)	7	3
Packers	2	8:08	M.Crosby 43 yd. Field Goal (6-11, 3:49)	10	3
Dolphins	3	11:48	J.Landry 11 yd. pass from R.Tannehill (C.Sturgis kick) (5-80, 3:12)	10	10
Packers	3	3:44	R.Cobb 5 yd. pass from A.Rodgers (M.Crosby kick) (13-80, 8:04)	17	10
Dolphins	4	13:42	L.Miller 5 yd. run (C.Sturgis kick) (10-80, 5:02)	17	17
Dolphins	4	9:13	M.Wallace 5 yd. pass from R.Tannehill (C.Sturgis kick) (6-79, 3:21)	17	24
Packers	4	4:09	M.Crosby 30 yd. Field Goal (11-68, 5:04)	20	24
Packers	4	0:03	A.Quarless 4 yd. pass from A.Rodgers (M.Crosby kick) (11-60, 2:01)	27	24

GAME STATISTICS

RUSHING (Att-Yds-TD):	Green Bay: E. Lacy 14-40, A. Rodgers 7-34, J. Starks 8-31, J. Kuhn 4-15, R. Cobb 1-1. Miami: L. Miller 14-53-1, R. Tannehill 3-49, K. Moreno 6-10.
PASSING (A-C-Y-TD-I):	Green Bay: A. Rodgers 42-24-264-3-0. Miami: R. Tannehill 31-20-244-2-2.
RECEIVING (Rec-Yds-TD):	Green Bay: J. Nelson 9-107-1, D. Adams 6-77, R. Cobb 5-58-1, J. Starks 2-11, A. Quarless 2-11-1. Miami: J. Landry 6-75-1, M. Wallace 5-67-1, L. Miller 3-40, C. Clay 3-35, Da. Williams 1-14, K. Moreno 1-8, D. Sims 1-5.
SACKS (Sk-Yds):	Green Bay: M. Neal 1-7. Miami: O. Vernon 1.5-9.5, C. Wake 1.5-6.5.
INTERCEPTIONS (Int-Yds):	Green Bay: C. Hayward 1-10, S. Shields 1-0. Miami: None.
FORCED FUMBLES:	Green Bay: C. Matthews 1. Miami: O. Vernon 1.
FUMBLE RECOVERIES (No-Yds):	Green Bay: J. Peppers 1-2. Miami: None.

TEAM STATS	GB	MIA
FIRST DOWNS	27	19
Rushing	8	5
Passing	17	12
Penalty	2	2
3RD-DOWN EFFICIENCY	8 FOR 17	4 FOR 10
4TH-DOWN EFFICIENCY	1 FOR 1	0 FOR 1
TOTAL NET YARDS	369	349
TOTAL NET PLAYS	79	55
Average Gain	4.7	6.3
NET YARDS RUSHING	121	112
Rushes	34	23
Yards per Rush	3.6	4.9
NET YARDS PASSING	248	237
Completed - Attempted	24-42	20-31
Yards per Pass Play	5.5	7.4
Sacked - Yards Lost	3-16	1-7
Had Intercepted	0	2
PUNTS - AVERAGE	5-172-34.4	3-127-42.3
RETURN YARDAGE	84	91
Punts - Return Yards	2-41	0-0
Kickoffs - Return Yards	1-33	2-91
Interceptions - Return Yards	2-10	0-0
PENALTIES - YARDS	4-44	5-25
FUMBLES - LOST	1-0	1-1
RED-ZONE EFFICIENCY	3 FOR 5	3 FOR 4
GOAL-TO-GO EFFICIENCY	3 FOR 3	1 FOR 2
TIME OF POSSESSION	37:12	22:48



FREE AGENCY TRACKER

The Dolphins were active in the 2018 free agency market. Of the players on the current 53-man roster, the team re-signed three who ended the 2017 season with the club, while also adding another 13 veterans to the roster. Below tracks the players the team has signed, as well as those who ended the 2017 season on the Miami roster and their current status.

PLAYERS RETAINED OR ADDED

PLAYERS FROM 2017 RE-SIGNED (3)

Walt Aikens	S	
David Fales	QB	
John Denney	LS	

UNRESTRICTED FREE-AGENTS SIGNED (4)

Danny Amendola	WR	New England
Frank Gore	RB	Indianapolis
Brock Osweiler	QB	Denver
Albert Wilson	WR	Kansas City

FREE-AGENTS SIGNED (7)

Brandon Bolden	RB	
Ziggy Hood	DT	
Wesley Johnson	C	
Nick O'Leary	TE	
Martrell Spaight	LB	
Travis Swanson	C	
Sylvester Williams	DT	

TRADE (2)

Robert Quinn	DE	L.A. Rams
Akeem Spence	DT	Detroit

PLAYERS FROM 2017 ROSTER NOT CURRENTLY WITH THE DOLPHINS

UNRESTRICTED FREE AGENTS (7)

Nate Allen	S	
Lamin Barrow	LB	
Jay Cutler	QB	
Anthony Fasano	TE	
Koa Misi	LB	
Matt Moore	QB	
Alterraun Verner	CB	

FREE-AGENTS (2)

De'Veon Smith	RB	
Anthony Steen	C/G	

UNRESTRICTED FREE-AGENTS LOST (5)

Jermon Bushrod	G/T	New Orleans
Terrence Fede	DE	Buffalo
Cody Parkey	K	Chicago
Michael Thomas	S	N.Y. Giants
Damien Williams	RB	Kansas City

FREE AGENTS LOST (1)

Neville Hewitt	LB	N.Y. Jets
----------------	----	-----------

TRADED (2)

Jarvis Landry	WR	Cleveland
Jordan Lucas	CB/S	Kansas City

RELEASED/WAIVED (4)

Mike Pouncey	C	L.A. Chargers
Ndamukong Suh	DT	L.A. Rams
Lawrence Timmons	LB	

RETIRED (1)

Julius Thomas	TE	
---------------	----	--



Danny Amendola



Frank Gore



Brock Osweiler



Robert Quinn



Akeem Spence



Albert Wilson

* As of Nov. 5, 2018



MIAMI DOLPHINS 2018 DRAFT CLASS

Rd 1 // Pick 11



**Minkah
FITZPATRICK**

Alabama // S
6-1 // 202

Rd 2 // Pick 42



**Mike
GESICKI**

Penn State // TE
6-6 // 252


Rd 3 // Pick 73



**Jerome
BAKER**

Ohio State // LB
6-1 // 225


Rd 4 // Pick 123



**Durham
SMYTHE**

Notre Dame // TE
6-6 // 257


Rd 4 // Pick 131



**Kalen
BALLAGE**

Arizona State // RB
6-3 // 230

Rd 6 // Pick 209



**Cornell
ARMSTRONG**

Southern Miss // CB
5-11 // 180

Rd 7 // Pick 227



**Quentin
POLING**

Ohio // LB
6-0 // 235

Rd 7 // Pick 229



**Jason
SANDERS**

New Mexico // K
5-11 // 186

MIAMI DOLPHINS 2018 UNDRAFTED ROOKIES



**Jalen
DAVIS**

Utah State // CB
5-10 // 185



**Connor
HILLAND**

William & Mary // C
6-4 // 303



**Jamiyus
PITTMAN**

Central Florida // DT
6-1 // 319



DOLPHINS RADIO BROADCASTS

CEFALO, GRIESE, ROSE AND BOKAMPER RETURN ON MIAMI DOLPHINS RADIO NETWORK IN 2018

On May 19, 2016, the Miami Dolphins announced a multi-year radio broadcast rights partnership with Miami's Sportsradio 560 WQAM, with the station becoming the official English flagship radio partner of the franchise. In addition, all Dolphins games are simulcast on KISS 99.9 FM "South Florida's NEW Country" and feature expanded pre-, halftime and postgame shows. The games also can be heard on Dolphins.com and throughout South and Central Florida on a variety of stations that make up the Miami Dolphins Radio Network.

The Dolphins previously had their games broadcast on Miami's Sportsradio 560 WQAM during the 1997-2004 and 2007-09 seasons.



As part of the agreement, Sportsradio 560 WQAM has the English radio broadcast rights for all preseason, regular season and playoff games. Dolphins fans who tune into Miami's Sportsradio 560 WQAM have the opportunity to listen to live broadcasts of Head Coach Adam Gase's day-after-game press conferences and "Dolphins Friday," a day of Dolphins-centric content on the station featuring interviews with players, coaches and team executives. Additionally, CBS Radio Miami promotes Miami Dolphins Foundation and community initiatives across multiple platforms.



The preseason English radio broadcast team on Sportsradio 560 WQAM consists of former wide receiver Jimmy Cefalo handling the play-by-play duties with former tight end Joe Rose providing the game analysis. During the regular season, Cefalo and Rose are joined by former Hall of Fame quarterback Bob Griese serving as an analyst with former Dolphins Pro Bowl linebacker/defensive end Kim Bokamper reporting from the sidelines.

Univision Deportes Radio 1140 AM is the Dolphins official Spanish radio broadcast partner for all preseason, regular season and playoff games. WQBA 1140 AM additionally airs a pregame show and postgame show.



**UNIVISION
DEPORTES**
RADIO 1140 AM

The following is a list of radio stations on The Miami Dolphins Radio Network in 2018 (as of printing):

2018 MIAMI DOLPHINS RADIO NETWORKS

LOCATION	NETWORK	LOCATION	NETWORK
Fort Lauderdale	WQAM 560 AM	Miami	KISS 99.9 FM
Fort Lauderdale	KISS 99.9 FM	Miami	WQBA 1140 AM (Spanish)
Fort Lauderdale	WQBA 1140 AM (Spanish)	Orlando	ESPN 580 AM
Fort Myers	WRXK 96 FM	Port St. Lucie	WPSL AM 1590 AM
Key West	WKWF 1600 AM	West Palm Beach	ESPN 106.3 FM
Miami	WQAM 560 AM	West Palm Beach	ESPN Deportes 760 AM (Spanish)



Bob Griese, Joe Rose and Jimmy Cefalo



2018 NFL STANDINGS

AMERICAN FOOTBALL CONFERENCE

EAST DIVISION

TEAM	W	L	T	PCT	PF	PA	HOME	AWAY	CONF	DIV	STREAK
New England Patriots	7	2	0	.778	270	202	5-0-0	2-2-0	5-1-0	2-0-0	Won 6
MIAMI DOLPHINS	5	4	0	.556	187	225	4-1-0	1-3-0	4-3-0	2-1-0	WON 1
New York Jets	3	6	0	.333	198	213	2-2-0	1-4-0	2-4-0	0-2-0	Lost 3
Buffalo Bills	2	7	0	.222	96	241	1-3-0	1-4-0	1-5-0	0-1-0	Lost 4

NORTH DIVISION

TEAM	W	L	T	PCT	PF	PA	HOME	AWAY	CONF	DIV	STREAK
Pittsburgh Steelers	5	2	1	.688	227	188	2-2-0	3-0-1	3-2-1	3-1-1	Won 4
Cincinnati Bengals	5	3	0	.625	221	237	3-1-0	2-2-0	3-2-0	1-1-0	Won 1
Baltimore Ravens	4	5	0	.444	213	160	2-2-0	2-3-0	4-3-0	1-3-0	Lost 3
Cleveland Browns	2	6	1	.278	190	247	2-2-1	0-4-0	2-4-1	1-1-1	Lost 4

SOUTH DIVISION

TEAM	W	L	T	PCT	PF	PA	HOME	AWAY	CONF	DIV	STREAK
Houston Texans	6	3	0	.667	216	184	3-1-0	3-2-0	5-2-0	2-1-0	Won 6
Tennessee Titans	4	4	0	.500	134	141	2-1-0	2-3-0	2-4-0	2-0-0	Won 1
Indianapolis Colts	3	5	0	.375	231	213	1-2-0	2-3-0	2-4-0	0-1-0	Won 2
Jacksonville Jaguars	3	5	0	.375	134	170	2-3-0	1-2-0	2-3-0	0-2-0	Lost 4

WEST DIVISION

TEAM	W	L	T	PCT	PF	PA	HOME	AWAY	CONF	DIV	STREAK
Kansas City Chiefs	8	1	0	.889	327	226	4-0-0	4-1-0	7-1-0	3-0-0	Won 3
Los Angeles Chargers	6	2	0	.750	220	180	3-1-0	3-1-0	4-1-0	1-1-0	Won 5
Denver Broncos	3	6	0	.333	205	213	2-3-0	1-3-0	1-5-0	1-2-0	Lost 2
Oakland Raiders	1	7	0	.125	141	252	1-3-0	0-4-0	1-4-0	0-2-0	Lost 4

NATIONAL FOOTBALL CONFERENCE

EAST DIVISION

TEAM	W	L	T	PCT	PF	PA	HOME	AWAY	CONF	DIV	STREAK
Washington Redskins	5	3	0	.625	160	172	3-2-0	2-1-0	5-2-0	2-0-0	Lost 1
Philadelphia Eagles	4	4	0	.500	178	156	2-2-0	2-2-0	2-3-0	1-0-0	Won 1
Dallas Cowboys	3	5	0	.375	154	151	3-1-0	0-4-0	2-3-0	1-1-0	Lost 2
New York Giants	1	7	0	.125	150	205	0-4-0	1-3-0	0-6-0	0-3-0	Lost 5

NORTH DIVISION

TEAM	W	L	T	PCT	PF	PA	HOME	AWAY	CONF	DIV	STREAK
Chicago Bears	5	3	0	.625	235	153	3-1-0	2-2-0	3-1-0	0-1-0	Won 2
Minnesota Vikings	5	3	1	.611	221	204	3-2-0	2-1-1	4-2-1	1-0-1	Won 1
Green Bay Packers	3	4	1	.438	192	204	3-0-1	0-4-0	2-3-1	1-1-1	Lost 2
Detroit Lions	3	5	0	.375	180	210	2-2-0	1-3-0	1-4-0	1-1-0	Lost 2

SOUTH DIVISION

TEAM	W	L	T	PCT	PF	PA	HOME	AWAY	CONF	DIV	STREAK
New Orleans Saints	7	1	0	.875	279	218	3-1-0	4-0-0	5-1-0	1-1-0	Won 7
Carolina Panthers	6	2	0	.750	220	180	5-0-0	1-2-0	4-2-0	1-1-0	Won 3
Atlanta Falcons	4	4	0	.500	228	226	3-2-0	1-2-0	4-2-0	2-1-0	Won 3
Tampa Bay Buccaneers	3	5	0	.375	229	275	2-1-0	1-4-0	2-3-0	1-2-0	Lost 2

WEST DIVISION

TEAM	W	L	T	PCT	PF	PA	HOME	AWAY	CONF	DIV	STREAK
Los Angeles Rams	8	1	0	.889	299	200	4-0-0	4-1-0	5-1-0	3-0-0	Lost 1
Seattle Seahawks	4	4	0	.500	188	156	1-2-0	3-2-0	3-2-0	1-1-0	Lost 1
Arizona Cardinals	2	6	0	.250	110	199	1-4-0	1-2-0	2-5-0	2-2-0	Won 1
San Francisco 49ers	2	7	0	.222	207	239	2-2-0	0-5-0	1-5-0	0-3-0	Won 1

x - Clinched Playoffs; y - Clinched Division; z - Clinched Conference



ROSTER, DEPTH CHART & TRANSACTIONS



DEPTH CHART

OFFENSE

POS	# NAME (GP/GS)	# NAME (GP/GS)	# NAME (GP/GS)	# NAME (GP/GS)
WR	11 DeVante Parker (4/3)	19 Jakeem Grant (9/2)		
LT	78 Laremy Tunsil (9/9)	74 Zach Sterup (5/0)		
LG	62 Ted Larsen (9/8)	73 Wesley Johnson (4/0)		
C	66 Travis Swanson (6/5)	64 Jake Brendel (1/0)		
RG	77 Jesse Davis (9/9)			
RT	70 Ja'Wuan James (9/9)	79 Sam Young (5/0)		
TE	85 *A.J. Derby (3/0)	<u>86 Mike Gesicki (9/3)</u>	<u>81 Durham Smythe (9/0)</u>	83 Nick O'Leary (5/3)
QB	17 *Ryan Tannehill (5/5)	9 David Fales (0/0) - OR -	8 Brock Osweiler (5/4)	
RB	32 Kenyan Drake (9/5) -OR-	21 Frank Gore (9/9)	34 Senorise Perry (9/0)	<u>27 Kalen Ballage (5/0)</u> 38 Brandon Bolden (9/0)
WR	80 Danny Amendola (9/9)			
WR	10 Kenny Stills (8/8)	88 Leonte Carroo (2/0)		

DEFENSE

POS	# NAME (GP/GS)	# NAME (GP/GS)	# NAME (GP/GS)	# NAME (GP/GS)
DE	91 Cameron Wake (7/7)	50 Andre Branch (7/1)	76 Jonathan Woodard (5/0)	
DT	56 Davon Godchaux (9/9)	97 Ziggy Hood (1/0)		
DT	93 Akeem Spence (9/9)	98 Sylvester Williams (1/0)		
DE	94 Robert Quinn (9/9)	90 *Charles Harris (5/1)	75 Cameron Malveaux (4/0)	
LB	47 Kiko Alonso (9/9)	53 Martrell Spaight (4/0)		
LB	52 Raekwon McMillan (9/9)	45 Mike Hull (1/0)		
LB	<u>55 Jerome Baker (9/6)</u>	44 Stephone Anthony (9/0)		
CB	25 Xavien Howard (9/9)	24 Torry McTyer (8/2)		
CB	28 Bobby McCain (7/7)	<u>31 Cornell Armstrong (8/0)</u>		
S	20 Reshad Jones (7/7)	35 Walt Aikens (9/0)		
S	22 T.J. McDonald (9/9)	<u>29 Minkah Fitzpatrick (9/4)</u>		

SPECIALISTS

POS	# NAME (GP/GS)	# NAME (GP/GS)	# NAME (GP/GS)	# NAME (GP/GS)
K	<u>7 Jason Sanders (9/0)</u>			
P	2 Matt Haack (9/0)			
KO	<u>7 Jason Sanders (9/0)</u>			
H	2 Matt Haack (9/0)			
LS	92 John Denney (9/0)			
KOR	19 Jakeem Grant (9/2)	34 Senorise Perry (9/0)	<u>27 Kalen Ballage (5/0)</u>	
PR	19 Jakeem Grant (9/2)	80 Danny Amendola (9/9)	32 Kenyan Drake (9/5)	

Underlined players are rookies

** Did not play last week due to injury*



PROJECTED CONTRIBUTORS: OFFENSE

QB 17	 RYAN TANNEHILL 6-4 207 TEXAS A&M <ul style="list-style-type: none"> • LAST GAME: vs. NYJ (11/4): Inactive due to injury. • Is 10-3 in his last 13 starts. • Has completed a 50+ yard pass in 9 of 18 games since 2016. • Averages 7.66 yards per attempt and a 93.4 QB rating in the 18 games he's played under Gase. 	 DAVID FALES 6-2 213 <ul style="list-style-type: none"> • Earned 1st extended action in his career on Dec. 31, 2017 vs. Buffalo and went 29-of-42 (69.0 pct.) for 265 yards and 1 TD. • Has played in 3 career games. • Signed with Miami on April 5, 2017.
RB 21	 FRANK GORE 5-9 212 MIAMI (FLA.) <ul style="list-style-type: none"> • LAST GAME: vs. NYJ (11/4): 20 att. for 53 yds.; 1 rec. for 6 yds. • His 14,464 career rushing yards are 4th-most in NFL history. • Needs 62 rushing yards to break NFL record with 14 consecutive seasons of 500+ rushing yards. • Is 3rd in the NFL with 3,391 rushing yards since 2015. 	 BROCK OSWEILER 6-7 240 <ul style="list-style-type: none"> • Played in 47 career games with 29 starts. • Started 2 playoff games in 2016. • Threw for a career-high 380 yards in his 1st start as a Dolphin (Week 6 vs. Chicago). • Signed with Miami on March 23, 2018.
WR 11	 DeVANTE PARKER 6-3 216 LOUISVILLE <ul style="list-style-type: none"> • LAST GAME: vs. NYJ (11/4): 1 rec. for 8 yds. • Averages 14.1 yards per catch during his career. • His 2,090 career receiving yards are 10th among NFL WRs who entered the NFL in 2015 or later. • Had a career high 57 receptions in 2017. 	 KENYAN DRAKE 6-1 211 <ul style="list-style-type: none"> • His 793 rushing yards in the past 14 games are 8th in the NFL in that span. • Totalled 4 runs of 40+ yards since 2017, tied for the most in the NFL in that span. • 3rd-round pick (73rd overall) in 2016.
WR 80	 DANNY AMENDOLA 5-11 190 TEXAS TECH <ul style="list-style-type: none"> • LAST GAME: vs. NYJ (11/4): 5 rec. for 47 yds. (9.4 avg.). • Had 348 receiving yards in the 2017 postseason, the 10th-most by an NFL player in any postseason in history. • Has at least 2 receptions in every game this season and at least 3 receptions in 8 of 9 games this season. 	 KALEN BALLAGE 6-2 237 <ul style="list-style-type: none"> • Made his NFL debut in Week 4 at New England. • Played at Arizona State, where he was 6th in school history with 27 career rushing TDs. • 4th-round pick (131st overall) in 2018.
WR 10	 KENNY STILLIS 6-1 202 OKLAHOMA <ul style="list-style-type: none"> • LAST GAME: vs. NYJ (11/4): 1 rec. for 19 yds. • His 16.2 yards per catch avg. in his career is 2nd-best in the NFL since he entered the league in 2013 (min: 200 rec.). • Is 2nd in the NFL with 14 TD catches of 20+ yds. since 2016. • Has 4 TDs of 50+ yards in games started by Tannehill since 2016. 	 JAKEEM GRANT 5-7 169 <ul style="list-style-type: none"> • Is tied for 16th in the NFL among non-RBs with 6 TDs (4 rec. and 2 ret.) since Week 14, 2017. • Is 1st player in Dolphins history to score on a reception, kickoff return and punt return in the same season.
TE 85	 A.J. DERBY 6-5 240 ARKANSAS <ul style="list-style-type: none"> • LAST GAME: vs. NYJ (11/4): Inactive due to injury. • Caught a 19-yard TD pass in Week 2, his 1st with the Dolphins. • Has 39 career receptions for 439 yards (11.3 avg.) and 2 TDs with Miami (2017-18), Denver (2016-17) and New England (2015-16). • Missed the past 6 games due to injury. 	 MIKE GESICKI 6-6 245 <ul style="list-style-type: none"> • 2nd-round pick (42nd overall) by Miami in the 2018 NFL draft. • Set all-time Penn State career tight end records with 129 receptions, 1,481 receiving yards and 15 TD receptions. • Has 3+ rec. in 4 different games this year.
LT 78	 LAREMY TUNSIL 6-5 318 MISSISSIPPI <ul style="list-style-type: none"> • LAST GAME: vs. NYJ (11/4): Started at left tackle. • Helped RB Kenyan Drake become NFL's 8th-leading rusher with 793 rushing yards in the past 14 games. • Became first player in team history to start at least one game at both guard and tackle in his rookie season in 2016. 	 NICK O'LEARY 6-3 252 <ul style="list-style-type: none"> • Caught 4 passes for 49 yards (12.3 avg.) and 1 TD in his 1st Dolphins start in Week 6 vs. Chi. • Signed to Miami's practice squad on Sept. 20, 2018 and promoted to the active roster on Oct. 6, 2018.
LG 62	 TED LARSEN 6-3 323 NC STATE <ul style="list-style-type: none"> • LAST GAME: vs. NYJ (11/4): Started at left guard. • An 8-year NFL veteran who has played in 119 career games with 81 starts. • Took over as the starting left guard after G Josh Sitton was lost for the season due to injury following Week 1. 	 JAKE BRENDEL 6-4 299 <ul style="list-style-type: none"> • Played in 18 career games. • Activated off injured reserve on Nov. 2, 2018. • Originally joined Miami on the practice squad on Oct. 11, 2016.
C 66	 TRAVIS SWANSON 6-5 304 ARKANSAS <ul style="list-style-type: none"> • LAST GAME: vs. NYJ (11/4): Started at center. • Played in 59 career games with 47 starts. • Has committed just 8 career penalties despite starting 46 games. • Made his first Dolphins start in Week 5 at Cincinnati. • Signed by Miami on Sept. 11, 2018. 	 C 64
RG 77	 JESSE DAVIS 6-6 325 IDAHO <ul style="list-style-type: none"> • LAST GAME: vs. NYJ (11/4): Started at right guard. • Helped RB Kenyan Drake become NFL's 8th-leading rusher with 793 rushing yards in the past 14 games. • Became 1 of only 5 players in team history to start at 3 positions on the o-line in a season and the only 1st-year player to do so in 2017. 	
RT 70	 JA'WUAN JAMES 6-6 312 TENNESSEE <ul style="list-style-type: none"> • LAST GAME: vs. NYJ (11/4): Started at right tackle • Has allowed 5 sacks in his past 26 regular season games. • Has blocked for 6 individual 100-yard rushing performances and 3 individual 200-yard rushing performances since 2016. • Was a 1st-round pick (19th overall) by Miami in the 2014 NFL draft. 	



PROJECTED CONTRIBUTORS: DEFENSE

DE 91



CAMERON WAKE | 6-3 | 263 | PENN STATE

- **LAST GAME:** vs. NYJ (11/4): 3 tackles (2 solo), 2 sacks, 4 QBHs.
- 2nd among all undrafted players in career sacks (95.0).
- Since Week 6 of 2016, when he was re-inserted as a starter following Achilles surgery, he is 9th in the NFL in sacks (24.0).
- 5-time Pro Bowl selection (2010, 2012-14, 2016).

CHARLES HARRIS | 6-3 | 250



DE 90

- Drew 4 holding penalties last year.
- Played in 21 career games but missed last 4 due to injury.
- 1st-round pick (22nd overall) by Miami in the 2017 NFL draft.

DT 56



DAVON GODCHAUX | 6-3 | 315 | LSU

- **LAST GAME:** vs. NYJ (11/4): 2 tackles (1 solo).
- His 40 tackles (26 solo) in 2017 were 3rd-most in the NFL among rookie defensive linemen.
- His 26 tackles (17 solo) are tied for 15th in the NFL among DTs this year.

ANDRE BRANCH | 6-5 | 263



DE 50

- Has 73 tackles (40 solo), 10 sacks, 19 QBHs, 2 FFs and 12 TFLs since Week 6 of 2016.
- Tied for 2nd on the team with 4.5 sacks in 2017.
- Played in 88 career games with 38 starts.

DT 93



AKEEM SPENCE | 6-1 | 307 | ILLINOIS

- **LAST GAME:** vs. NYJ (11/4): 3 tackles (2 solo), 2 sacks, 2 QBHs.
- Has 25 tackles (12 solo), 5 QBHs, 2 sacks and 4 TFLs this season.
- Has played in 41 consecutive games.
- Has played in 81 career games with 50 starts.
- Traded from Detroit to Miami on May 3, 2018.

JONATHAN WOODARD | 6-6 | 271



DE 76

- Made his NFL debut in Week 4 at New England.
- 7th-round pick (226th overall) by Jacksonville in 2016 but missed the entire 2016 season with an Achilles injury.
- Joined Miami's practice squad on Dec. 5, 2017.

DE 94



ROBERT QUINN | 6-4 | 257 | NORTH CAROLINA

- **LAST GAME:** vs. NYJ (11/4): 1 solo tackle.
- Is 9th in the NFL in sacks since 2012 (58.5).
- Is 2nd in the NFL with 21 forced fumbles since 2012.
- 2-time Pro Bowl selection (2013-14).
- Traded from the L.A. Rams to Miami on March 14, 2018.

LB 47



KIKO ALONSO | 6-3 | 239 | OREGON

- **LAST GAME:** vs. NYJ (11/4): 7 tackles (4 solo), 1 INT, 2 PD.
- Played in 67 career games with 57 starts.
- Is 2nd in the NFL this season with 83 tackles (55 solo).
- His 3 INTs this season are tied for 1st among all NFL LBs.
- His 3 forced fumbles this season are tied for 4th among all NFL LBs.

CAMERON MALVEAUX | 6-5 | 265



DE 75

- Played in 8 career games with 11 tackles (5 solo), 1 sack, 1 QBH and 3 TFL.
- Signed as an undrafted college free agent on May 5, 2017.
- Has spent several stints on Miami's practice squad.

LB 52



RAEKWON McMILLAN | 6-2 | 248 | OHIO STATE

- **LAST GAME:** vs. NYJ (11/4): 2 solo tackles, 1 TFL.
- Has recorded at least 3 tackles in all 9 of his NFL games.
- Made his NFL debut in Week 1 vs. Tennessee.
- Missed entire 2017 season with an ACL injury.
- 2nd-round pick (54th overall) by Miami in the 2017 NFL draft.

ZIGGY HOOD | 6-3 | 305



DT 97

- Made 1 assisted tackle in his Dolphins debut in Week 9 vs. N.Y. Jets.
- Played in 135 career games with 73 starts.
- Signed by Miami on Oct. 31, 2018.

LB 55



JEROME BAKER | 6-2 | 215 | OHIO STATE

- **LAST GAME:** vs. NYJ (11/4): 5 tackles (4 solo), 1 INT, 1 PD.
- Became 3rd youngest player in Dolphins history to score a TD with his pick-six in Week 9 vs. N.Y. Jets.
- Became 1st Dolphins rookie LB since 1997 to record 2 sacks in a game in Week 5 at Cincinnati.

CB 25



XAVIEN HOWARD | 6-1 | 192 | BAYLOR

- **LAST GAME:** vs. NYJ (11/4): 5 tackles (3 solo), 2 PD.
- Leads the NFL with 7 interceptions in the past 14 regular-season weeks, dating back to 2017.
- Is only cornerback in team history with back-to-back multiple INT games (Dec. 3 – Dec. 11, 2017).

TORRY McTYLER | 5-11 | 188



CB 24

- Saw first extended action on defense in Week 3 vs. Oak.
- Made 1st NFL start in Week 5 at Cincinnati.
- Signed by Miami as an undrafted college free agent on May 5, 2017.

CB 28



BOBBY MCCAIN | 5-11 | 192 | MEMPHIS

- **LAST GAME:** vs. NYJ (11/4): 4 tackles (3 solo).
- Has 4 career interceptions – 2 of them are off New England QB Tom Brady.
- Played in 55 career games with 25 starts.
- Missed 2 games due to injury but returned in Week 7 vs. Detroit.

CORNELL ARMSTRONG | 6-0 | 185



CB 31

- Played in all but 1 game so far this season.
- Saw his 1st defensive action of the season in Week 9 vs. N.Y. Jets.
- 6th-round pick (209th overall) in 2018.

S 20



RESHAD JONES | 6-1 | 215 | GEORGIA

- **LAST GAME:** vs. NYJ (11/4): 1 solo tackle.
- Became 1st Dolphins safety since 2004 with 2+ interceptions in a game after he picked off two passes in Week 1 vs. Tennessee.
- Led all NFL safeties with 122 tackles (94 solo) in 2017.
- 2-time Pro Bowl selection (2015, 2017).

S 22



T.J. McDONALD | 6-2 | 223 | USC

- **LAST GAME:** vs. NYJ (11/4): 9 tackles (8 solo), 1 INT, 2 PD.
- Has started 70 career games.
- Totaled 366 tackles (272 solo), 5 sacks, 7 interceptions, 23 passes defended, 1 forced fumble and 2 fumble recoveries in his career.
- Has a career-high three INTs already in 2018.

MINKAH FITZPATRICK | 6-1 | 202



S 29

- Recorded his 1st NFL interception in Week 4 vs. Tom Brady.
- Became the 3rd player in history to win the Chuck Bednarik (nation's top defensive player) and Jim Thorpe (nation's top DB) Awards.
- 1st-round pick (11th overall) by Miami in 2018.



2018 MIAMI DOLPHINS TRANSACTIONS

*as of Nov. 5, 2018

DATE	POS.	PLAYER/COACH	TRANSACTION	DATE	POS.	PLAYER/COACH	TRANSACTION
Jan. 1	CB	Taveze Calhoun	Signed to futures contract	May 10	CB	Johnathan Alston	Signed as undrafted college FA
Jan. 1	QB	Brandon Doughty	Signed to futures contract	May 10	LB	Cayson Collins	Signed as undrafted college FA
Jan. 1	T	Sean Hickey	Signed to futures contract	May 10	CB	Jalen Davis	Signed as undrafted college FA
Jan. 1	CB	Tracy Howard	Signed to futures contract	May 10	LS	Lucas Gravelle	Signed as undrafted college FA
Jan. 1	WR	Malcolm Lewis	Signed to futures contract	May 10	C	Connor Hilland	Signed as undrafted college FA
Jan. 1	WR	Drew Morgan	Signed to futures contract	May 10	RB	Buddy Howell	Signed as undrafted college FA
Jan. 1	RB	Brandon Radcliff	Signed to futures contract	May 10	K	Greg Joseph	Signed as undrafted college FA
Jan. 1	DE	Jonathan Woodard	Signed to futures contract	May 10	DE	Claudy Mathieu	Signed as undrafted college FA
Jan. 4	WR	Francis Owusu	Signed to futures contract	May 10	LB	Mike McCray	Signed as undrafted college FA
Jan. 19		Dowell Loggains	Named Offensive Coordinator	May 10	DT	Anthony Moten	Signed as undrafted college FA
Jan. 19		Jeremiah Washburn	Named Offensive Line Coach	May 10	DT	Jamiyus Pittman	Signed as undrafted college FA
Jan. 19		Shawn Jefferson	Promoted to Asst. Head Coach/Offense	May 10	DE	Quincy Redmon	Signed as undrafted college FA
Jan. 19		Ben Johnson	Promoted to Wide Receivers Coach	May 10	T	David Steinmetz	Signed as undrafted college FA
Jan. 31		Eric Stutesville	Named Run Game Coordinator/Running Backs Coach	May 25	C	Mike Matthews	Signed as FA
Jan. 31		Kris Kocurek	Named Defensive Line Coach	May 29	T	Sean Hickey	Waived
Jan. 31		Tony Oden	Named Defensive Backs Coach	June 1	CB	Bobby McCain	Signed Contract Extension
Feb. 9		Renaldo Hill	Named Asst. Defensive Backs Coach	June 1	S	Minkah Fitzpatrick	Signed (D1, '18)
Feb. 20	WR	Jarvis Landry	Placed Franchise Tag	June 1	CB	Cornell Armstrong	Signed (D6, '18)
March 9	WR	Jarvis Landry	Signed Franchise Tag	June 1	LB	Quentin Poling	Signed (D7a, '18)
March 13	LB	Lawrence Timmons	Released	June 1	K	Jason Sanders	Signed (D7b, '18)
March 14	C	Jake Brendel	Placed Exclusive Rights Tender	June 6	LB	Jerome Baker	Signed (D3, '18)
March 14	LB	Mike Hull	Placed Exclusive Rights Tender	June 6	TE	Durham Smythe	Signed (D4a, '18)
March 14	CB/S	Jordan Lucas	Placed Exclusive Rights Tender	June 6	RB	Kalen Ballage	Signed (D4b, '18)
March 14	DE	Robert Quinn	Acquired by Miami in trade (LAR)	June 18	TE	Mike Gesicki	Signed (D2, '18)
March 14	WR	Jarvis Landry	Traded (Cle.)	July 24	LB	Mike McCray	Retired
March 14	DT	Ndamukong Suh	Released	July 24	LB	Frank Ginda	Signed as FA
March 14	TE	Julius Thomas	Released	Aug. 6	RB	Jeremy Langford	Signed as FA
March 15	C	Daniel Kilgore	Acquired by Miami in trade (SF)	Aug. 14	DT	Gabe Wright	Waived
March 15	WR	Danny Amendola	Signed as UFA (NE)	Aug. 14	DL	Kendall Langford	Signed as FA
March 15	WR	Albert Wilson	Signed as UFA (KC)	Aug. 31	CB/S	Jordan Lucas	Traded (KC)
March 15	CB/S	Walt Aikens	Re-Signed	Sept. 1	CB	Johnathan Alston	Waived
March 15	LS	John Denney	Re-Signed	Sept. 1	G	Isaac Asiata	Waived
March 15	C	Mike Pouncey	Released	Sept. 1	CB	Taveze Calhoun	Waived
March 16	G	Josh Sitton	Signed as UFA (Chi.)	Sept. 1	WR	Leonte Carroo	Waived
March 16	QB	David Fales	Re-Signed	Sept. 1	LB	Cayson Collins	Waived
March 21	CB/S	Jordan Lucas	Signed Exclusive Rights Tender	Sept. 1	CB	Jalen Davis	Waived
March 22	DE	William Hayes	Re-Signed	Sept. 1	TE	Thomas Duarte	Waived
March 23	RB	Frank Gore	Signed as UFA (Ind.)	Sept. 1	S	Trae Elston	Waived
March 23	T	Sam Young	Re-Signed	Sept. 1	WR	Isaiah Ford	Waived
March 23	QB	Brock Osweiler	Signed as UFA (Den.)	Sept. 1	LB	Frank Ginda	Waived
April 4	T	Roubbens Joseph	Signed as FA	Sept. 1	LS	Lucas Gravelle	Waived
April 4	QB	Brandon Doughty	Waived	Sept. 1	C	Connor Hilland	Waived
April 4	C	Jake Brendel	Signed Exclusive Rights Tender	Sept. 1	RB	Buddy Howell	Waived
April 11	LB	Terence Garvin	Signed as UFA (Sea.)	Sept. 1	K	Greg Joseph	Waived
April 16	TE	Gavin Escobar	Signed as FA	Sept. 1	T	Roubbens Joseph	Waived
April 16	LB	Mike Hull	Signed Exclusive Rights Tender	Sept. 1	RB	Jeremy Langford	Waived
April 24	WR	DeVante Parker	Team exercises fifth-year option	Sept. 1	WR	Malcolm Lewis	Waived
April 26	S	Minkah Fitzpatrick	Selected in NFL draft – D1, '18	Sept. 1	CB	Tony Lippett	Waived
April 27	TE	Mike Gesicki	Selected in NFL draft – D2, '18	Sept. 1	DE	Cameron Malveaux	Waived
April 27	LB	Jerome Baker	Selected in NFL draft – D3, '18	Sept. 1	DE	Claudy Mathieu	Waived
April 28	TE	Durham Smythe	Selected in NFL draft – D4a, '18	Sept. 1	C	Mike Matthews	Waived
April 28	RB	Kalen Ballage	Selected in NFL draft – D4b, '18	Sept. 1	WR	Drew Morgan	Waived
April 28	CB	Cornell Armstrong	Selected in NFL draft – D6, '18	Sept. 1	DT	Anthony Moten	Waived
April 28	LB	Quentin Poling	Selected in NFL draft – D7a, '18	Sept. 1	WR	Francis Owusu	Waived
April 28	K	Jason Sanders	Selected in NFL draft – D7b, '18	Sept. 1	DT	Jamiyus Pittman	Waived
May 3	DT	Akeem Spence	Acquired by Miami in trade (Det.)	Sept. 1	LB	Quentin Poling	Waived
May 4	QB	Bryce Petty	Acquired from waivers (NYJ)	Sept. 1	RB	Brandon Radcliff	Waived
May 10	CB	Tracy Howard	Waived/Failed Physical	Sept. 1	T	Eric Smith	Waived
				Sept. 1	T	David Steinmetz	Waived
				Sept. 1	DE	Jonathan Woodard	Waived



2018 MIAMI DOLPHINS TRANSACTIONS

*as of Nov. 5, 2018

DATE	POS.	PLAYER/COACH	TRANSACTION	DATE	POS.	PLAYER/COACH	TRANSACTION
Sept. 1	QB	Bryce Petty	Waived/Injured	Oct. 3	C	Daniel Kilgore	Placed on Reserve/Injured List
Sept. 1	DE	Quincy Redmon	Waived/Injured	Oct. 3	C	Wesley Johnson	Signed as FA
Sept. 1	WR	Rashawn Scott	Waived/Injured	Oct. 3	DT	Garrison Smith	Signed to practice squad
Sept. 1	TE	Gavin Escobar	Released	Oct. 6	QB	Luke Falk	Placed on Reserve/Injured List
Sept. 1	LB	Terence Garvin	Released	Oct. 6	TE	Nick O'Leary	Promoted to active roster
Sept. 1	DL	Kendall Langford	Released	Oct. 10	WR	Travis Rudolph	Signed to practice squad
Sept. 2	QB	Luke Falk	Acquired from waivers (Ten.)	Oct. 11	WR	Travis Rudolph	Placed on Practice Squad/Injured List
Sept. 2	WR	Tanner McEvoy	Acquired from waivers (NO)	Oct. 11	WR	Malcolm Lewis	Signed to practice squad
Sept. 2	T	Sam Young	Released	Oct. 13	T	Sam Young	Released
Sept. 2	LS	John Denney	Released	Oct. 13	DT	Jamiyus Pittman	Promoted to active roster
Sept. 3	LS	John Denney	Signed as FA	Oct. 15	T	Sam Young	Signed as FA
Sept. 3	C	Jake Brendel	Placed on Reserve/Injured List	Oct. 15	S	Maurice Smith	Waived
Sept. 3	LB	Mike Hull	Placed on Reserve/Injured List	Oct. 16	DT	DeShawn Williams	Signed to practice squad
Sept. 3	C	Travis Swanson	Signed as FA	Oct. 17	LB	Chase Allen	Placed on Reserve/Injured List
Sept. 3	G	Isaac Asiata	Signed to practice squad	Oct. 17	S	Maurice Smith	Signed as FA
Sept. 3	WR	Leonte Carroo	Signed to practice squad	Oct. 24	WR	Leonte Carroo	Promoted to active roster
Sept. 3	CB	Jalen Davis	Signed to practice squad	Oct. 24	WR	Albert Wilson	Placed on Reserve/Injured List
Sept. 3	WR	Isaiah Ford	Signed to practice squad	Oct. 29	S	Maurice Smith	Waived
Sept. 3	C	Connor Hilland	Signed to practice squad	Oct. 29	DT	Jamiyus Pittman	Waived
Sept. 3	RB	Jeremy Langford	Signed to practice squad	Oct. 30	DT	Vincent Taylor	Placed on Reserve/Injured List
Sept. 3	DE	Cameron Malveaux	Signed to practice squad	Oct. 31	DT	Ziggy Hood	Signed as FA
Sept. 3	DT	Jamiyus Pittman	Signed to practice squad	Oct. 31	DT	Sylvester Williams	Signed as FA
Sept. 3	LB	Quentin Poling	Signed to practice squad	Oct. 31	LB	Mike Hull	Activated off Reserve/Injured List
Sept. 3	DE	Jonathan Woodard	Signed to practice squad	Oct. 31	DT	DeShawn Williams	Released from practice squad
Sept. 3	S	Maurice Smith	Waived	Oct. 31	S	Maurice Smith	Signed to practice squad
Sept. 4	T	Sam Young	Signed as FA	Oct. 31	DT	Jamiyus Pittman	Signed to practice squad
Sept. 5	RB	Brandon Bolden	Signed as FA	Nov. 2	DT	Garrison Smith	Placed on Practice Squad/Injured List
Sept. 5	C	Travis Swanson	Released	Nov. 2	DT	DeShawn Williams	Signed to practice squad
Sept. 5	S	Maurice Smith	Signed to practice squad	Nov. 2	C	Jake Brendel	Activated off Reserve/Injured List
Sept. 5	RB	Jeremy Langford	Released from practice squad	Nov. 2	CB	Cordrea Tankersley	Placed on Reserve/Injured List
Sept. 6	TE	MarQueis Gray	Placed on Reserve/Injured List				
Sept. 6	TE	Gavin Escobar	Signed as FA				
Sept. 11	C	Travis Swanson	Signed as FA				
Sept. 11	TE	Gavin Escobar	Released				
Sept. 11	DE	Cameron Malveaux	Released from practice squad				
Sept. 11	LS	Lucas Gravelle	Signed to practice squad				
Sept. 14	G	Josh Sitton	Placed on Reserve/Injured List				
Sept. 18	S	Maurice Smith	Promoted to active roster				
Sept. 19	TE	Nick O'Leary	Signed to practice squad				
Sept. 25	DE	William Hayes	Placed on Reserve/Injured List				
Sept. 25	LS	Lucas Gravelle	Released from practice squad				
Sept. 25	WR	Tanner McEvoy	Waived				
Sept. 26	DE	Jonathan Woodard	Promoted to active roster				
Sept. 26	LB	Martrell Spaight	Signed as FA				
Sept. 26	DE	Cameron Malveaux	Signed to practice squad				
Sept. 26	DE	Jeremiah Valoaga	Signed to practice squad				
Oct. 2	DT	Jordan Phillips	Waived				
Oct. 3	DE	Cameron Malveaux	Promoted to active roster				

PRONUNCIATION GUIDE

PLAYER	PHONETICALLY	PLAYER	PHONETICALLY	COACH/STAFF	PHONETICALLY
LB Stephone Anthony	steh-FAHN	CB Xavien Howard	EX-ay-vee-n	Joe Cimino	Chu-MEAN-oh
RB Kalen Ballage	KAY-lun buh-LODGE	DE Cameron Malveaux	Mal-VOH	Josh Grizzard	Grizz-ARD
WR Leonte Carroo	LEON-tay Cuh-ROO	RB Senorise Perry	Suh-nor-riss	Naohisa Inoue	Now-HE-Sa, IN-ew-way
TE Mike Gesicki	guh-sick-EE	LB Martrell Spaight	SPAYT	Kris Kocurek	KO-SIR-ick
DT Davon Godchaux	Duh-VAHN GOD-chaw	T Zach Sterup	STIR-up	Chris Kuper	KOO-pehr
P Matt Haack	HAWK	G/T Laremy Tunsil	LAIR-uh-mee TUHN-suhl	Dowell Loggains	dowel LOG-ins
				Marwan Maalouf	mah-LOOF
				Dave Puloka	Puh-LOH-kuh



2018 MIAMI DOLPHINS NUMERICAL ROSTER

*as of Nov. 5, 2018

NO.	NAME	POS.	HT.	WT.	BIRTHDATE	EXP.	COLLEGE	HOMETOWN	HOW ACQ.
2	Matt Haack	P	6-0	202	7/25/94	2	Arizona State '17	West Des Moines, Iowa	FA, '17
7	Jason Sanders	K	5-11	186	11/16/95	R	New Mexico '18	Orange, Calif.	D7b, '18
8	Brock Osweiler	QB	6-7	240	11/22/90	7	Arizona State '12	Kalispell, Mont.	UFA, '18 (Den.)
9	David Faies	QB	6-2	213	10/4/90	4	San Jose State '14	Salinas, Calif.	FA, '17
10	Kenny Stills	WR	6-1	202	4/22/92	6	Oklahoma '13	San Diego, Calif.	T, '15 (N.O.)
11	DeVante Parker	WR	6-3	216	10/29/93	4	Louisville '15	Louisville, Ky.	D1, '15
17	Ryan Tannehill	QB	6-4	207	7/27/88	7	Texas A&M '12	Big Spring, Texas	D1, '12
19	Jakeem Grant	WR	5-7	169	10/30/92	3	Texas Tech '16	Dallas, Texas	D6a, '16
20	Reshad Jones	S	6-1	215	2/25/88	9	Georgia '10	Atlanta, Ga.	D5b, '10
21	Frank Gore	RB	5-9	212	5/14/83	14	Miami (FL) '05	Coral Gables, Fla.	UFA, '18 (Ind.)
22	T.J. McDonald	S	6-2	223	1/26/91	6	USC '13	Fresno, Calif.	UFA, '17 (LAR)
24	Torry McTyer	CB	5-11	188	4/10/95	2	UNLV '17	Los Angeles, Calif.	FA, '17
25	Xavien Howard	CB	6-1	192	7/4/93	3	Baylor '16	Houston, Texas	D2, '16
27	Kalen Ballage	RB	6-2	237	12/22/95	R	Arizona State '18	Denver, Colo.	D4b, '18
28	Bobby McCain	CB	5-11	192	8/18/93	4	Memphis '15	Oxford, Ala.	D5a, '15
29	Minkah Fitzpatrick	S	6-1	202	11/17/96	R	Alabama '18	Old Bridge, N.J.	D1, '18
31	Cornell Armstrong	CB	6-0	185	9/22/95	R	Southern Miss '18	Bassfield, Miss.	D6, '18
32	Kenyan Drake	RB	6-1	211	1/26/94	3	Alabama '16	Marietta, Ga.	D3a, '16
34	Senorise Perry	RB	6-0	210	9/19/91	4	Louisville '14	Summerville, Ga.	FA, '16
35	Walk Aikens	CB/S	6-1	208	6/19/91	5	Liberty '14	Charlotte, N.C.	D4, '14
38	Brandon Bolden	RB	5-11	220	1/26/90	7	Mississippi '12	Baton Rouge, La.	FA, '18
44	Stephone Anthony	LB	6-3	245	7/28/92	4	Clemson '15	Polkton, N.C.	T, '17 (NO)
45	Mike Hull	LB	6-0	235	5/25/91	3	Penn State '15	Cononsburg, Pa.	FA, '15
47	Kiko Alonso	LB	6-3	239	8/14/90	6	Oregon '13	Los Gatos, Calif.	T, '16 (Phi.)
50	Andre Branch	DE	6-5	265	7/14/89	7	Clemson '12	Richmond, Va.	UFA, '16 (Jax.)
52	Raekwon McMillan	LB	6-2	248	11/17/95	2	Ohio State '17	Hinesville, Ga.	D2, '17
53	Martrell Spaight	LB	6-0	243	8/5/93	4	Arkansas '15	North Little Rock, Ark.	FA, '18
55	Jerome Baker	LB	6-2	215	12/25/96	R	Ohio State '18	Cleveland, Ohio	D3, '18
56	Davon Godchaux	DT	6-3	315	11/11/94	2	LSU '17	Plaquemine, La.	D5b, '17
62	Ted Larsen	C/G	6-3	323	6/13/87	9	NC State '10	Palm Harbor, Fla.	UFA, '17 (Chi.)
64	Jake Brendel	C	6-4	299	9/10/92	3	UCLA '16	Plano, Texas	FA, '16
66	Travis Swanson	C	6-5	304	1/30/91	5	Arkansas '14	Houston, Texas	FA, '18
70	Ja'Wuan James	T	6-6	312	6/3/92	5	Tennessee '14	Suwanee, Ga.	D1, '14
73	Wesley Johnson	C	6-5	309	1/9/91	5	Vanderbilt '14	Nashville, Tenn.	FA, '18
74	Zach Sterup	T	6-9	327	5/14/92	2	Nebraska '15	Hastings, Neb.	FA, '17
75	Cameron Malveaux	DE	6-5	265	8/22/94	1	Houston '17	Beaumont, Texas	FA, '17
76	Jonathan Woodard	DE	6-6	271	9/19/93	1	Central Arkansas '16	Brentwood, Tenn.	FA, '17
77	Jesse Davis	G/T	6-6	325	9/15/91	2	Idaho '16	Asotin, Wash.	FA, '17
78	Laremy Tunsil	T	6-5	318	8/2/94	3	Mississippi '16	Lake City, Fla.	D1, '16
79	Sam Young	T	6-8	302	6/24/87	9	Notre Dame '10	Coral Springs, Fla.	UFA, '16 (Jax.)
80	Danny Amendola	WR	5-11	190	11/2/85	10	Texas Tech '08	The Woodlands, Texas	UFA, '18 (NE)
81	Durham Smythe	TE	6-6	248	8/9/95	R	Notre Dame '17	Belton, Texas	D4a, '18
83	Nick O'Leary	TE	6-3	252	8/31/92	3	Florida State '15	Palm Beach, Fla.	FA, '18
85	A.J. Derby	TE	6-5	240	9/20/91	4	Arkansas '15	Iowa City, Iowa	Wai, '17 (Den.)
86	Mike Gesicki	TE	6-6	245	10/3/95	R	Penn State '18	Manahawkin, N.J.	D2, '18
88	Leonte Carroo	WR	6-1	215	1/24/94	3	Rutgers '16	Edison, N.J.	D3b, '16
90	Charles Harris	DE	6-3	250	3/6/95	2	Missouri '17	Kansas City, Mo.	D1, '17
91	Cameron Wake	DE	6-3	263	1/30/82	10	Penn State '05	Hyattsville, Md.	FA, '09
92	John Denney	LS	6-5	242	12/13/78	14	Brigham Young '05	Thornton, Colo.	FA, '05
93	Akeem Spence	DT	6-1	307	11/29/91	6	Illinois '13	Fort Walton Beach, Fla.	T, '18 (Det.)
94	Robert Quinn	DE	6-4	257	5/18/90	8	North Carolina '11	Ladson, S.C.	T, '18 (LAR)
97	Ziggy Hood	DT	6-3	305	2/16/87	10	Missouri '09	Amarillo, Texas	FA, '18
98	Sylvester Williams	DT	6-2	328	11/21/88	6	North Carolina '13	Jefferson City, Mo.	FA, '18

RESERVE/INJURED

4	Luke Falk	QB	6-4	215	12/28/94	R	Washington State '18	Logan, Utah	Wai, '18 (Ten.)
15	Albert Wilson	WR	5-9	186	7/12/92	5	Georgia State '14	Fort Pierce, Fla.	UFA, '18 (KC)
23	Cordrea Tankersley	CB	6-1	200	11/19/93	2	Clemson '17	Beech Island, S.C.	D3, '17
48	MarQueis Gray	TE	6-4	263	11/7/89	6	Minnesota '13	Indianapolis, Ind.	FA, '16
59	Chase Allen	LB	6-3	250	8/29/93	2	Southern Illinois '17	Belleville, Ill.	FA, '17
67	Daniel Kilgore	C	6-3	291	12/18/87	8	Appalachian State '08	Kingsport, Tenn.	T, '18 (SF)
71	Josh Sitton	G	6-3	320	6/16/86	11	UCF '08	Pensacola, Fla.	UFA, '18 (Chi.)
95	William Hayes	DE	6-3	265	5/2/85	11	Winston-Salem St. '08	High Point, N.C.	T, '17 (LAR)
96	Vincent Taylor	DT	6-3	306	1/5/94	2	Oklahoma State '17	New Orleans, La.	D6, '17

PRACTICE SQUAD

1	Jalen Davis	CB	5-10	185	2/2/96	R	Utah State '18	La Mesa, Calif.	FA, '18
18	Malcolm Lewis	WR	5-10	200	10/27/93	1	Miami (FL) '17	Miami, Fla.	UFA, '17
26	Maurice Smith	S	6-0	194	6/14/95	2	Georgia '17	Missouri City, Texas	FA, '17
51	Quentin Poling	LB	6-1	235	8/17/94	R	Ohio '18	Gomer, Ohio	D7a, '18
58	DeShawn Williams	DT	6-1	292	12/29/92	2	Clemson '15	Central, S.C.	FA, '18
61	Connor Hilland	C	6-4	298	6/18/95	R	William & Mary '18	Stafford, Va.	FA, '18
65	Jamiyus Pittman	DT	6-2	319	10/23/94	R	Central Florida '18	Moultrie, Ga.	FA, '18
68	Isaac Asiatu	G	6-3	345	12/29/92	2	Utah '17	Spanish Fork, Utah	D5a, '17
72	Jeremiah Valoaga	DE	6-6	275	11/15/94	2	UNLV '17	Oxnard, Calif.	FA, '18
84	Isaiah Ford	WR	6-2	189	2/9/96	2	Virginia Tech '17	Jacksonville, Fla.	D7, '17

PRACTICE SQUAD/INJURED

69	Garrison Smith	DT	6-1	295	10/9/91	3	Georgia '14	Atlanta, Ga.	FA, '18
78	Travis Rudolph	WR	6-0	187	9/15/95	2	Florida State '17	West Palm Beach, Fla.	FA, '18



2018 MIAMI DOLPHINS ALPHABETICAL ROSTER

*as of Nov. 5, 2018

NO.	NAME	POS.	HT.	WT.	BIRTHDATE	EXP.	COLLEGE	HOMETOWN	HOW ACQ.
35	Aikens, Walt	CB/S	6-1	208	6/19/91	5	Liberty '14	Charlotte, N.C.	D4, '14
47	Alonso, Kiko	LB	6-3	239	8/14/90	6	Oregon '13	Los Gatos, Calif.	T, '16 (Phi.)
80	Amendola, Danny	WR	5-11	190	11/2/85	10	Texas Tech '08	The Woodlands, Texas	UFA, '18 (NE)
44	Anthony, Stephone	LB	6-3	245	7/28/92	4	Clemson '15	Polkton, N.C.	T, '17 (NO)
31	Armstrong, Cornell	CB	6-0	185	9/22/95	R	Southern Miss '18	Bassfield, Miss.	D6, '18
55	Baker, Jerome	LB	6-2	215	12/25/96	R	Ohio State '18	Cleveland, Ohio	D3, '18
27	Ballage, Kalen	RB	6-2	237	12/22/95	R	Arizona State '18	Denver, Colo.	D4b, '18
38	Bolden, Brandon	RB	5-11	220	1/26/90	7	Mississippi '12	Baton Rouge, La.	FA, '18
50	Branch, Andre	DE	6-5	263	7/14/89	7	Clemson '12	Richmond, Va.	UFA, '16 (Jax.)
64	Brendel, Jake	C	6-4	299	9/10/92	3	UCLA '16	Plano, Texas	FA, '16
88	Carroo, Leonte	WR	6-1	215	1/24/94	3	Rutgers '16	Edison, N.J.	D3b, '16
77	Davis, Jesse	G/T	6-6	325	9/15/91	2	Idaho '16	Asotin, Wash.	FA, '17
92	Denney, John	LS	6-5	242	12/13/78	14	Brigham Young '05	Thornton, Colo.	FA, '05
85	Derby, A.J.	TE	6-5	240	9/20/91	4	Arkansas '15	Iowa City, Iowa	Wai., '17 (Den.)
32	Drake, Kenyan	RB	6-1	211	1/26/94	3	Alabama '16	Marietta, Ga.	D3a, '16
9	Fales, David	QB	6-2	213	10/4/90	4	San Jose State '14	Salinas, Calif.	FA, '17
29	Fitzpatrick, Minkah	S	6-1	202	11/17/96	R	Alabama '18	Old Bridge, N.J.	D1, '18
86	Gesicki, Mike	TE	6-6	245	10/3/95	R	Penn State '18	Manahawkin, N.J.	D2, '18
56	Godchaux, Davon	DT	6-3	315	11/11/94	2	LSU '17	Claquemine, La.	D5b, '17
21	Gore, Frank	RB	5-9	212	5/14/83	14	Miami (FL) '05	Plaquemine, Fla.	UFA, '18 (Ind.)
19	Grant, Jakeem	WR	5-7	169	10/30/92	3	Texas Tech '16	Dallas, Texas	D6a, '16
2	Haack, Matt	P	6-0	202	7/25/94	2	Arizona State '17	West Des Moines, Iowa	FA, '17
90	Harris, Charles	DE	6-3	250	3/6/95	2	Missouri '17	Kansas City, Mo.	D1, '17
97	Hood, Ziggy	DT	6-3	305	2/16/87	2	Missouri '09	Amarillo, Texas	FA, '18
25	Howard, Xavien	CB	6-1	192	7/14/93	3	Baylor '16	Houston, Texas	D2, '16
45	Hull, Mike	LB	6-0	235	5/25/91	3	Penn State '15	Cononsburg, Pa.	FA, '15
70	James, Ja'Wuan	T	6-6	312	6/3/92	5	Tennessee '14	Suwanee, Ga.	D1, '14
73	Johnson, Wesley	C	6-5	309	1/9/91	5	Vanderbilt '14	Nashville, Tenn.	FA, '18
20	Jones, Reshad	S	6-1	215	2/25/88	9	Georgia '10	Atlanta, Ga.	D5b, '10
62	Larsen, Ted	C/G	6-3	323	6/13/87	9	NC State '10	Palm Harbor, Fla.	UFA, '17 (Chi.)
75	Malveaux, Cameron	DE	6-5	265	8/22/94	1	Houston '17	Beaumont, Texas	FA, '17
28	McCain, Bobby	CB	5-11	192	8/18/93	4	Memphis '15	Oxford, Ala.	D5a, '15
22	McDonald, T.J.	S	6-2	223	1/26/91	6	USC '13	Fresno, Calif.	UFA, '17 (LAR)
52	McMillan, Raekwon	LB	6-2	248	11/17/95	2	Ohio State '17	Hinesville, Ga.	D2, '17
24	McTyler, Torry	CB	5-11	188	4/10/95	2	UNLV '17	Los Angeles, Calif.	FA, '17
83	O'Leary, Nick	TE	6-3	252	8/31/92	3	Florida State '15	Palm Beach, Fla.	FA, '18
8	Osweiler, Brock	QB	6-7	240	11/22/92	7	Arizona State '12	Kalispell, Mont.	UFA, '18 (Den.)
11	Parker, DeVante	WR	6-3	216	1/20/93	4	Louisville '15	Louisville, Ky.	D1, '15
34	Perry, Senorise	RB	6-0	210	9/19/91	4	Louisville '14	Summerville, Ga.	FA, '16
94	Quinn, Robert	DE	6-4	257	5/18/90	8	North Carolina '11	Ladson, S.C.	T, '18 (LAR)
7	Sanders, Jason	K	5-11	186	11/16/95	R	New Mexico '18	Orange, Calif.	D7b, '18
81	Smythe, Durham	TE	6-6	248	8/9/95	R	Notre Dame '18	Belton, Texas	D4a, '18
53	Spaight, Martrell	LB	6-0	243	8/5/93	4	Arkansas '15	North Little Rock, Ark.	FA, '18
73	Spence, Akeem	DT	6-1	307	11/29/91	6	Illinois '13	Fort Walton Beach, Fla.	T, '18 (Det.)
94	Sterup, Zach	T	6-9	327	5/14/92	2	Nebraska '15	Hastings, Neb.	FA, '17
10	Stills, Kenny	WR	6-1	202	4/22/92	6	Oklahoma '13	San Diego, Calif.	T, '15 (N.O.)
66	Swanson, Travis	C	6-5	304	1/30/91	5	Arkansas '14	Houston, Texas	FA, '18
17	Tannehill, Ryan	QB	6-4	207	8/27/88	7	Texas A&M '12	Big Spring, Texas	D1, '12
78	Tunsil, Laremy	T	6-5	318	8/2/94	3	Mississippi '16	Lake City, Fla.	D1, '16
91	Wake, Cameron	DE	6-3	263	1/30/82	10	Penn State '05	Jeffersville, Md.	FA, '09
98	Williams, Sylvester	DT	6-2	328	11/21/88	6	North Carolina '13	Jefferson City, Mo.	FA, '18
76	Woodard, Jonathan	DE	6-6	271	9/19/93	1	Central Arkansas '16	Brentwood, Tenn.	FA, '17
79	Young, Sam	T	6-8	302	6/24/87	9	Notre Dame '10	Coral Springs, Fla.	UFA, '16 (Jax.)
RESERVE/INJURED									
59	Allen, Chase	LB	6-3	250	8/29/93	2	Southern Illinois '17	Belleville, Ill.	FA, '17
4	Falk, Luke	QB	6-4	215	12/28/94	R	Washington State '18	Logan, Utah	Wai., '18 (Ten.)
48	Gray, MarQueis	TE	6-4	260	11/7/89	6	Minnesota '13	Indianapolis, Ind.	FA, '16
95	Hayes, William	DE	6-3	265	5/2/85	11	Winston-Salem St. '08	High Point, N.C.	F, '17 (LAR)
67	Kilgore, Daniel	C	6-3	291	12/18/87	8	Appalachian State '08	Kingsport, Tenn.	T, '18 (SF)
71	Sitton, Josh	G	6-3	320	6/16/86	11	UCF '08	Pensacola, Fla.	UFA, '18 (Chi.)
23	Tankersley, Cordrea	CB	6-1	200	11/19/93	2	Clemson '17	Beech Island, S.C.	D3, '17
96	Taylor, Vincent	DT	6-3	306	1/5/94	2	Oklahoma State '17	New Orleans, La.	D6, '17
15	Wilson, Albert	WR	5-9	186	7/12/92	5	Georgia State '14	Fort Pierce, Fla.	UFA, '18 (KC)
PRACTICE SQUAD									
68	Asiata, Isaac	G	6-3	345	12/29/92	2	Utah '17	Spanish Fork, Utah	D5a, '17
1	Davis, Jalen	CB	5-10	185	2/2/96	R	Utah State '18	La Mesa, Calif.	FA, '18
84	Ford, Isaiah	WR	6-2	189	2/9/96	2	Virginia Tech '17	Jacksonville, Fla.	D7, '17
61	Hilland, Connor	C	6-4	298	6/18/95	R	William & Mary '18	Stafford, Va.	FA, '18
18	Lewis, Malcolm	WR	5-10	200	10/27/93	1	Miami (FL) '17	Miami, Fla.	FA, '17
65	Pittman, Jamijus	DT	6-2	319	10/23/94	R	Central Florida '18	Moultrie, Ga.	FA, '18
15	Poling, Quentin	LB	6-1	235	8/17/94	R	Ohio '18	Gomer, Ohio	D7a, '18
26	Smith, Maurice	S	6-0	194	6/14/95	2	Georgia '17	Missouri City, Texas	FA, '17
72	Valoaga, Jeremiah	DE	6-6	275	11/15/94	2	UNLV '17	Oxnard, Calif.	FA, '18
58	Williams, DeShawn	DT	6-1	292	12/29/92	2	Clemson '15	Central, S.C.	FA, '18
PRACTICE SQUAD/INJURED									
	Rudolph, Travis	WR	6-0	187	9/15/95	2	Florida State '17	West Palm Beach, Fla.	FA, '18
69	Smith, Garrison	DT	6-1	295	10/9/91	3	Georgia '14	Atlanta, Ga.	FA, '18



2018 MIAMI DOLPHINS POSITIONAL ROSTER

*as of Nov. 5, 2018

OFFENSE (26)

QUARTERBACKS (3)

NO	NAME	POS	HT	WT	EXP	COLLEGE
8	Oswieiler, Brock	QB	6-7	240	7	Arizona State '12
9	Fales, David	QB	6-2	213	4	San Jose State '14
17	Tannehill, Ryan	QB	6-4	207	7	Texas A&M '12

RUNNING BACKS (5)

NO	NAME	POS	HT	WT	EXP	COLLEGE
21	Gore, Frank	RB	5-9	212	14	Miami (FL) '05
27	Ballage, Kalen	RB	6-2	237	R	Arizona State '18
32	Drake, Kenyan	RB	6-1	211	3	Alabama '16
34	Perry, Senorise	RB	6-0	210	4	Louisville '14
38	Bolden, Brandon	RB	5-11	220	7	Mississippi '12

WIDE RECEIVERS (5)

NO	NAME	POS	HT	WT	EXP	COLLEGE
10	Stills, Kenny	WR	6-1	202	6	Oklahoma '13
11	Parker, DeVante	WR	6-3	216	4	Louisville '15
19	Grant, Jakeem	WR	5-7	169	3	Texas Tech '16
80	Amendola, Danny	WR	5-11	190	10	Texas Tech '08
88	Carroo, Leonte	WR	6-1	215	3	Rutgers '16

TIGHT ENDS (4)

NO	NAME	POS	HT	WT	EXP	COLLEGE
81	Smythe, Durham	TE	6-6	248	R	Notre Dame '18
83	O'Leary, Nick	TE	6-3	252	3	Florida State '15
85	Derby, A.J.	TE	6-5	240	4	Arkansas '15
86	Gesicki, Mike	TE	6-6	245	R	Penn State '18

OFFENSIVE LINEMEN (9)

NO	NAME	POS	HT	WT	EXP	COLLEGE
62	Larsen, Ted	C/G	6-3	323	9	NC State '10
64	Brendel, Jake	C	6-4	299	3	UCLA '16
66	Swanson, Travis	C	6-5	304	5	Arkansas '14
70	James, Ja'Wuan	T	6-6	312	5	Tennessee '14
73	Johnson, Wesley	C	6-5	309	5	Vanderbilt '14
74	Sterup, Zach	T	6-9	327	2	Nebraska '15
77	Davis, Jesse	G/T	6-6	325	2	Idaho '16
78	Tunsil, Laremy	T	6-5	318	3	Mississippi '16
79	Young, Sam	T	6-8	302	9	Notre Dame '10

PRACTICE SQUAD (10)

NO	NAME	POS	HT	WT	EXP	COLLEGE
1	Davis, Jalen	CB	5-10	185	R	Utah State '18
18	Lewis, Malcolm	WR	5-10	200	1	Miami (FL) '17
26	Smith, Maurice	S	6-0	194	2	Georgia '17
51	Poling, Quentin	LB	6-1	235	R	Ohio '18
58	Williams, DeShawn	DT	6-1	292	2	Clemson '15
61	Hilland, Connor	C	6-4	298	R	William & Mary '18
65	Pittman, Jamiyus	DT	6-2	319	R	Central Florida '18
68	Asiata, Isaac	G	6-3	345	2	Utah '17
72	Valoaga, Jeremiah	DE	6-6	275	2	UNLV '17
84	Ford, Isaiah	WR	6-2	189	2	Virginia Tech '17

PRACTICE SQUAD/INJURED (2)

NO	NAME	POS	HT	WT	EXP	COLLEGE
69	Smith, Garrison	DT	6-1	295	3	Georgia '14
	Rudolph, Travis	WR	6-0	187	2	Florida State '17

DEFENSE (24)

DEFENSIVE LINEMEN (10)

NO	NAME	POS	HT	WT	EXP	COLLEGE
50	Branch, Andre	DE	6-5	263	7	Clemson '12
56	Godchaux, Davon	DT	6-3	315	2	LSU '17
75	Malveaux, Cameron	DE	6-5	265	1	Houston '17
76	Woodard, Jonathan	DE	6-6	271	1	Central Arkansas '16
90	Harris, Charles	DE	6-3	250	2	Missouri '17
91	Wake, Cameron	DE	6-3	263	10	Penn State '05
93	Spence, Akeem	DT	6-1	307	6	Illinois '13
94	Quinn, Robert	DE	6-4	257	8	North Carolina '11
97	Hood, Ziggy	DT	6-3	305	10	Missouri '09
98	Williams, Sylvester	DT	6-2	328	6	North Carolina '13

LINEBACKERS (6)

NO	NAME	POS	HT	WT	EXP	COLLEGE
44	Anthony, Stephone	LB	6-3	245	4	Clemson '15
45	Hull, Mike	LB	6-0	235	3	Penn State '15
47	Alonso, Kiko	LB	6-3	239	6	Oregon '13
52	McMillan, Raekwon	LB	6-2	248	2	Ohio State '17
53	Spaight, Martrell	LB	6-0	243	4	Arkansas '15
55	Baker, Jerome	LB	6-2	215	R	Ohio State '18

DEFENSIVE BACKS (8)

NO	NAME	POS	HT	WT	EXP	COLLEGE
20	Jones, Reshad	S	6-1	215	9	Georgia '10
22	McDonald, T.J.	S	6-2	223	6	USC '13
24	McTyer, Torry	CB	5-11	188	2	UNLV '17
25	Howard, Xavien	CB	6-1	192	3	Baylor '16
28	McCain, Bobby	CB	5-11	192	4	Memphis '15
29	Fitzpatrick, Minkah	S	6-1	202	R	Alabama '18
31	Armstrong, Cornell	CB	6-0	185	R	Southern Miss '18
35	Aikens, Walt	CB/S	6-1	208	5	Liberty '14

SPECIALISTS (3)

NO	NAME	POS	HT	WT	EXP	COLLEGE
2	Haack, Matt	P	6-0	202	2	Arizona State '17
7	Sanders, Jason	K	5-11	186	R	New Mexico '18
92	Denney, John	LS	6-5	242	14	Brigham Young '05

RESERVE/INJURED (9)

NO	NAME	POS	HT	WT	EXP	COLLEGE
4	Falk, Luke	QB	6-4	215	R	Washington St. '18
15	Wilson, Albert	WR	5-9	186	5	Georgia State '14
23	Tankersley, Cordrea	CB	6-1	200	2	Clemson '17
48	Gray, MarQueis	TE	6-4	263	6	Minnesota '13
59	Allen, Chase	LB	6-3	250	2	Southern Illinois '17
67	Kilgore, Daniel	C	6-3	291	8	Appalachian St. '08
71	Sitton, Josh	G	6-3	320	11	UCF '08
95	Hayes, William	DE	6-3	265	11	Winston-Salem St. '08
96	Taylor, Vincent	DT	6-3	306	2	Oklahoma State '17



2018 MIAMI DOLPHINS – HOW THEY WERE ACQUIRED *as of Nov. 5, 2018

	DRAFT (21)	TRADES (5)	WAIVERS (2)	FREE AGENTS (26)
2005				LS John Denney
2009				DE Cameron Wake
2010	S Reshad Jones (5b)			
2012	QB Ryan Tannehill (1)			
2014	T Ja'Wuan James (1) CB/S Walt Aikens (4)			
2015	WR DeVante Parker (1) CB Bobby McCain (5a)	WR Kenny Stills (N.O.)		LB Mike Hull
2016	T Laremy Tunsil (1) CB Xavier Howard (2) RB Kenyan Drake (3a) WR Leonte Carroo (3b) WR Jakeem Grant (6a)	LB Kiko Alonso (Phi.)		DE Andre Branch (Jax.) C Jake Brendel RB Senorise Perry T Sam Young (Jax.)
2017	DE Charles Harris (1) LB Raekwon McMillan (2) DT Davon Godchaux (5b)	LB Stephone Anthony (NO)	TE A.J. Derby (Den.)	G/T Jesse Davis QB David Fales P Matt Haack C/G Ted Larsen (Chi.) DE Cameron Malveaux S T.J. McDonald (LAR) CB Torry McTyer T Zach Sterup DE Jonathan Woodard
2018	S Minkah Fitzpatrick (1) TE Mike Gesicki (2) LB Jerome Baker (3) TE Durham Smythe (4a) RB Kalen Ballage (4b) CB Cornell Armstrong (6) K Jason Sanders (7b)	DE Robert Quinn (LAR) DT Akeem Spence (Det.)	QB Luke Falk (Ten.)	WR Danny Amendola (NE) RB Brandon Bolden RB Frank Gore (Ind.) DT Ziggy Hood C Wesley Johnson TE Nick O'Leary QB Brock Osweiler (Den.) LB Martrell Spaight C Travis Swanson DT Sylvester Williams



SUPPLEMENTAL STATS





2018 REGULAR SEASON STATISTICS

REGULAR SEASON RESULTS (5-4)

DATE	OPPONENT	SCORE	W/L	ATTENDANCE
Sept. 9	TENNESSEE	27-20	W	65,184
Sept. 16	at N.Y. Jets	20-12	W	77,982
Sept. 23	OAKLAND	28-20	W	65,667
Sept. 30	at New England	7-38	L	65,878
Oct. 7	at Cincinnati	17-27	L	52,708
Oct. 14	CHICAGO	31-28 (OT)	W	65,791
Oct. 21	DETROIT	21-32	L	65,265
Oct. 25	at Houston	23-42	L	71,726
Nov. 4	N.Y. JETS	13-6	W	65,533
Nov. 11	at Green Bay			
Nov. 25	at Indianapolis			
Dec. 2	BUFFALO			
Dec. 9	NEW ENGLAND			
Dec. 16	at Minnesota			
Dec. 23	JACKSONVILLE			
Dec. 30	at Buffalo			

TEAM STATISTICS

	DOLPHINS	OPPONENTS				
TOTAL FIRST DOWNS	144	187				
Rushing	38	58				
Passing	91	109				
Penalty	15	20				
3rd Down: Made/Att	38/112	46/108				
3rd Down Pct.	33.9%	42.6%				
4th Down: Made/Att	4/6	2/8				
4th Down Pct.	66.7%	25.0%				
POSSESSION AVG.	27:55	32:05				
TOTAL NET YARDS	2842	3546				
Avg. Per Game	315.8	394.0				
Total Plays	509	578				
Avg. Per Play	5.6	6.1				
NET YARDS RUSHING	928	1225				
Avg. Per Game	103.1	136.1				
Total Rushes	216	268				
NET YARDS PASSING	1914	2321				
Avg. Per Game	212.7	257.9				
Sacked/Yards Lost	21/172	15/101				
Gross Yards	2086	2422				
Attempts/Completions	272/177	295/192				
Completion Pct.	65.1%	65.1%				
Had Intercepted	8	15				
PUNTS/AVERAGE	49/45.5	32/44.8				
NET PUNTING AVG.	40.3	36.7				
PENALTIES/YARDS	58/544	57/443				
FUMBLES/BALL LOST	6/5	9/3				
TOUCHDOWNS	22	26				
Rushing	3	7				
Passing	16	16				
Returns	3	3				
SCORE BY QUARTERS	Q1	Q2	Q3	Q4	OT	TOTAL
Dolphins	21	57	36	70	3	187
Opponents	27	44	67	87	0	225



2018 REGULAR SEASON STATISTICS

RUSHING

	NO.	YDS.	AVG.	LG	TD
F.Gore	104	438	4.2	32	0
K.Drake	73	349	4.8	54t	3
R.Tannehill	19	91	4.8	20	0
B.Osweiler	7	21	3.0	7	0
A.Wilson	8	16	2.0	5	0
K.Ballage	4	8	2.0	5	0
J.Grant	1	5	5.0	5	0
DOLPHINS	216	928	4.3	54t	3
OPPONENTS	268	1225	4.6	71	7

PASSING

	ATT	CMP	YDS	CMP%	YDS/ATT	TD	TD%	INT	INT%	LONG	SACK	LOST	RATING
B.Osweiler	141	90	1034	63.8%	7.3	6	4.3%	3	2.1%	75t	10	74	91.1
R.Tannehill	129	85	972	65.9%	7.5	8	6.2%	5	3.9%	75t	11	98	92.9
A.Wilson	1	1	52	100.0%	52.0	1	100.0%	0	0.0%	52t	0	0	158.3
D.Amendola	1	1	28	100.0%	28.0	1	100.0%	0	0.0%	28t	0	0	158.3
DOLPHINS	272	177	2086	65.1%	7.7	16	5.9%	8	2.9%	75t	21	172	95.6
OPPONENTS	295	192	2422	65.1%	8.2	16	5.4%	15	5.1%	73t	15	101	87.4

RECEIVING

	NO.	YDS.	AVG.	LG	TD
D.Amendola	40	384	9.6	26	1
K.Drake	31	223	7.2	28t	2
A.Wilson	26	391	15.0	75t	4
J.Grant	21	268	12.8	52t	2
K.Stills	17	300	17.6	75t	4
M.Gesicki	16	146	9.1	27	0
D.Parker	9	182	20.2	46	0
F.Gore	7	68	9.7	19	1
N.O'Leary	6	72	12.0	19	1
A.Derby	2	35	17.5	19t	1
K.Ballage	2	17	8.5	9	0
DOLPHINS	177	2086	11.8	75t	16
OPPONENTS	192	2422	12.6	73t	16

INTERCEPTIONS

	NO.	YDS.	AVG.	LG	TD
T.McDonald	3	41	13.7	31	0
X.Howard	3	39	13.0	39	0
K.Alonso	3	30	10.0	15	0
R.Jones	2	80	40.0	54	0
J.Baker	1	25	25.0	25t	1
M.Fitzpatrick	1	14	14.0	14	0
W.Aikens	1	0	0.0	0	0
B.McCain	1	0	0.0	0	0
DOLPHINS	15	229	15.3	54	1
OPPONENTS	8	112	14.0	35	1

PUNTING

	NO.	YDS.	AVG.	NET	TB	IN 20	LG	BLK
M.Haack	49	2228	45.5	40.3	4	26	65	0
DOLPHINS	49	2228	45.5	40.3	4	26	65	0
OPPONENTS	32	1435	44.8	36.7	1	11	61	0



2018 REGULAR SEASON STATISTICS

PUNT RETURNS

	RET.	FC	YDS.	AVG.	LG	TD
J.Grant	14	6	228	16.3	71t	1
D.Amendola	2	4	14	7.0	12	0
DOLPHINS	16	10	242	15.1	71t	1
OPPONENTS	19	17	173	9.1	26	0

KICKOFF RETURNS

	NO.	YDS.	AVG.	LG	TD
J.Grant	14	452	32.3	102t	1
S.Perry	5	120	24.0	32	0
DOLPHINS	19	572	30.1	102t	1
OPPONENTS	5	176	35.2	94t	1

FIELD GOALS

	1-19	20-29	30-39	40-49	50+
J. Sanders	0/0	3/3	2/2	5/6	1/1
DOLPHINS	0/0	3/3	2/2	5/6	1/1
OPPONENTS	0/0	5/5	1/2	3/3	6/8

SCORING

	TOTAL	TDR	TDP	TDRT	PAT	FG	2-PT	PTS
J.Sanders	0	0	0	0	20/21	11/12	0	53
K.Drake	5	3	2	0	0/0	0/0	0	30
K.Stills	4	0	4	0	0/0	0/0	1	26
A.Wilson	4	0	4	0	0/0	0/0	0	24
J.Grant	4	0	2	2	0/0	0/0	0	24
F.Gore	1	0	1	0	0/0	0/0	0	6
D.Amendola	1	0	1	0	0/0	0/0	0	6
A.Derby	1	0	1	0	0/0	0/0	0	6
N.O'Leary	1	0	1	0	0/0	0/0	0	6
J.Baker	1	0	0	1	0/0	0/0	0	6
DOLPHINS	22	3	16	3	20/21	11/12	1	187
OPPONENTS	26	7	16	3	24/25	15/18	0	225

TWO-POINT CONVERSIONS

K. Stills 1.

DOLPHINS 1/1, OPPONENTS: 0/1

SACKS

C. Wake 3.0, J. Baker 2.0, V. Taylor 2.0, W. Hayes 2.0, A. Spence 2.0, A. Branch 1.0, J. Woodard 1.0, R. Quinn 1.0, J. Phillips 1.0

DOLPHINS 15.0, OPPONENTS: 21.0



2018 REGULAR SEASON STATISTICS

PLAYER	DEFENSE										
	SOLO	ASST	TOT	SACKS	YDS	TFL	QBH	INT	PD	FF	FR
Kiko Alonso	55	28	83	0.0	0	0	1	3	6	3	1
Jerome Baker	35	14	49	2.0	19	2	2	1	2	0	0
Raekwon McMillan	35	14	49	0.0	0	2	0	0	0	1	1
T.J. McDonald	33	16	49	0.0	0	1	0	3	5	0	0
Minkah Fitzpatrick	23	26	49	0.0	0	1	0	1	4	0	0
Reshad Jones	26	9	35	0.0	0	3	0	2	5	0	0
Bobby McCain	22	7	29	0.0	0	0	0	1	5	0	0
Vincent Taylor	15	12	27	2.0	11	3	2	0	0	0	0
Davon Godchaux	17	9	26	0.0	0	3	1	0	0	0	0
Akeem Spence	12	13	25	2.0	10	4	5	0	0	0	0
Robert Quinn	14	8	22	1.0	6	4	6	0	0	1	0
Xavien Howard	13	8	21	0.0	0	1	0	3	7	0	1
Cameron Wake	11	10	21	3.0	25	3	7	0	0	0	0
Torry McTyer	11	6	17	0.0	0	0	0	0	1	0	0
Andre Branch	7	6	13	1.0	8	2	3	0	1	1	0
Charles Harris	3	8	11	0.0	0	1	2	0	0	0	0
Jonathan Woodard	7	2	9	1.0	7	2	2	0	0	0	0
Cameron Malveaux	1	5	6	0.0	0	0	0	0	0	0	0
Jordan Phillips	3	2	5	1.0	5	1	3	0	1	0	0
William Hayes	4	0	4	2.0	10	3	2	0	0	0	0
Cordrea Tankersley	2	2	4	0.0	0	0	0	0	0	0	0
Maurice Smith	3	0	3	0.0	0	0	0	0	1	0	0
Chase Allen	0	3	3	0.0	0	0	0	0	0	0	0
Cornell Armstrong	2	0	2	0.0	0	0	0	0	0	0	0
Jamius Pittman	0	2	2	0.0	0	0	0	0	0	0	0
Stephone Anthony	0	1	1	0.0	0	0	0	0	0	0	0
Evander Hood	0	1	1	0.0	0	0	0	0	0	0	0
Walt Aikens	0	0	0	0.0	0	0	0	1	1	0	0

NOTE: Special teams and miscellaneous tackles not included above.

DEFENSIVE TOUCHDOWNS: Baker, 25-yard interception return vs. N.Y. Jets (11/4).

MISCELLANEOUS TACKLES: Amendola 1, Drake 1, Gesicki 1, Grant 1, O'Leary 1, Stills 1, Tannehill 1, Tunsil 1, Wilson 1.

MISCELLANEOUS FUMBLE RECOVERIES: Derby 1.

SACKS:

Wake (3.0) – 1 vs. Oakland (9/23), 2 vs. N.Y. Jets (11/4)
Baker (2.0) – 2 at Cincinnati (10/7)
Hayes (2.0) – 1 at N.Y. Jets (9/16), 1 vs. Oakland (9/23)
Taylor (2.0) – 1 vs. Oakland (9/23), 1 vs. Chicago (10/14)
Spence (2.0) – 2 vs. N.Y. Jets (11/4)
Phillips (1.0) – 1 at N.Y. Jets (9/16)
Quinn (1.0) – 1 at N.Y. Jets (9/16)
Woodard (1.0) – 1 vs. Chicago (10/14)
Branch (1.0) – 1 vs. Detroit (10/21)

INTERCEPTIONS:

Howard (3) – 1 at N.Y. Jets (9/16), 2 vs. Oakland (9/23)
Alonso (3) – 1 vs. Tennessee (9/9), 1 at Cincinnati (10/7), 1 vs. N.Y. Jets (11/4)
McDonald (3) – 1 at N.Y. Jets (9/16), 1 vs. Chicago (10/14), 1 vs. N.Y. Jets (11/4)
Jones (2) – 2 vs. Tennessee (9/9)
McCain (1) – 1 at New England (9/30)
Fitzpatrick (1) – 1 at New England (9/30)
Baker (1) – 1 vs. N.Y. Jets (11/4)
Aikens (1) – 1 vs. N.Y. Jets (11/4)



2018 REGULAR SEASON STATISTICS

SPECIAL TEAMS								
	SOLO	ASST	TOTAL	FF	FR	BFG	BPAT	BPNT
S. Perry	3	2	5	0	0	0	0	0
W. Aikens	3	1	4	0	0	0	0	0
J. Denney	1	3	4	0	0	0	0	0
S. Anthony	0	3	3	0	0	0	0	0
B. Bolden	2	1	3	0	0	0	0	0
K. Ballage	2	0	2	0	0	0	0	0
A. Wilson	1	1	2	0	0	0	0	0
J. Baker	0	2	2	0	0	0	0	0
S. Anthony	1	0	1	0	0	0	0	0
C. Armstrong	1	0	1	0	0	0	0	0
M. Fitzpatrick	1	0	1	0	0	0	0	0
T. McDonald	1	0	1	0	0	0	0	0
B. McCain	0	1	1	0	0	0	0	0
T. McEvoy	0	1	1	0	0	0	0	0
M. Spaight	0	1	1	0	0	0	0	0
C. Tankersley	0	1	1	0	0	0	0	0
V. Taylor	0	0	0	0	0	1	0	0

2018 STATISTICAL BESTS

DOLPHINS – INDIVIDUAL

RUSHING

Attempts	20	Frank Gore vs. N.Y. Jets, 11/4
Yards	101	Frank Gore vs. Chicago, 10/14
Touchdowns	1	Kenyan Drake at N.Y. Jets, 9/16 Kenyan Drake vs. Detroit, 10/21 Kenyan Drake at Houston, 10/25
Yards by Quarterback	44	Ryan Tannehill at N.Y. Jets, 9/16
Longest Run from Scrimmage	54t	Kenyan Drake vs. Detroit, 10/21
Longest Run from Scrimmage for TD	54t	Kenyan Drake vs. Detroit, 10/21

PASSING

Attempts	44	Brock Osweiler vs. Chicago, 10/14
Completions	28	Brock Osweiler vs. Chicago, 10/14
Yards	380	Brock Osweiler vs. Chicago, 10/14
Touchdowns	3	Ryan Tannehill vs. Oakland, 9/23 Brock Osweiler vs. Chicago, 10/14
Completion Percentage (min. 20 att.)	73.9	Ryan Tannehill at N.Y. Jets, 9/16 Ryan Tannehill vs. Oakland, 9/23
Interceptions	2	Ryan Tannehill vs. Tennessee, 9/9 Ryan Tannehill at Cincinnati, 10/7 Brock Osweiler vs. Chicago, 10/14
Longest Completion	75t	Ryan Tannehill vs. Tennessee, 9/9 Brock Osweiler vs. Chicago, 10/14
Longest Completion for TD	75t	Ryan Tannehill vs. Tennessee, 9/9 Brock Osweiler vs. Chicago, 10/14
Passer Rating (min. 20 att.)	155.3	Ryan Tannehill vs. Oakland, 9/23

RECEIVING

Receptions	8	Danny Amendola vs. Chicago, 10/14
Yards	155	Albert Wilson vs. Chicago, 10/14
Touchdowns	2	Kenny Stills vs. Tennessee, 9/9 Jakeem Grant vs. Oakland, 9/23 Albert Wilson vs. Chicago, 10/14
Longest Reception	75t	Kenny Stills vs. Tennessee, 9/9 Albert Wilson vs. Chicago, 10/14
Longest Reception by Running Back	28t	Kenyan Drake at Houston, 10/25
Yards by Running Back	69	Kenyan Drake at Cincinnati, 10/7

TOTAL YARDS FROM SCRIMMAGE

150 Albert Wilson vs. Chicago, 10/14



2018 REGULAR SEASON STATISTICS

TACKLES

Total	15	Kiko Alonso vs. Oakland, 9/23
Solo	13	Kiko Alonso at N.Y. Jets, 9/16

INTERCEPTIONS

Total	2	Reshad Jones vs. Tennessee, 9/9 Xavien Howard vs. Oakland, 9/23
Longest Return	54	Reshad Jones vs. Tennessee, 9/9
Longest Return for TD	25	Jerome Baker vs. N.Y. Jets, 9/16

FUMBLES

Total Forced	2	Kiko Alonso at N.Y. Jets, 9/16
Total Recovered	1	Raekwon McMillan at N.Y. Jets, 9/16 Kiko Alonso vs. Chicago, 10/14 Xavien Howard vs. Chicago, 10/14

SACKS

Total	2.0	Jerome Baker at Cincinnati, 10/7 Akeem Spence vs. N.Y. Jets, 11/4 Cameron Wake vs. N.Y. Jets, 11/4
Yards Lost	19	Jerome Baker at Cincinnati, 10/7

SPECIAL TEAMS

Field Goals Made	3	Jason Sanders vs. Chicago, 10/14 Jason Sanders at Houston, 10/25
Field Goal Attempts	3	Jason Sanders vs. Chicago, 10/14 Jason Sanders at Houston, 10/25
Longest Field Goal Made	50	Jason Sanders vs. Chicago, 10/14
Longest Field Goal Attempt	50	Jason Sanders vs. Chicago, 10/14
Punts	9	Matt Haack vs. N.Y. Jets, 11/4
Longest Punt, yards	65	Matt Haack vs. Tennessee, 9/9
Highest Gross Punting Average (min. 4 punts)	53.8	Matt Haack vs. Tennessee, 9/9
Highest Net Punting Average (min. 4 punts)	48.5	Matt Haack at N.Y. Jets, 9/16
Most Punt Returns	3	Jakeem Grant at N.Y. Jets, 9/16 Jakeem Grant at Cincinnati, 10/7 Jakeem Grant vs. N.Y. Jets, 11/4
Most Punt Return Yards	85	Jakeem Grant at Cincinnati, 10/7
Highest Punt Return Average (min. 3 returns)	28.3	Jakeem Grant at Cincinnati, 10/7
Longest Punt Return	71t	Jakeem Grant at Cincinnati, 10/7
Most Kickoff Returns	4	Jakeem Grant vs. Oakland, 9/23
Most Kickoff Return Yards	125	Jakeem Grant vs. Tennessee, 9/9
Highest Kickoff Return Average (min. 3 returns)	29.7	Jakeem Grant at Cincinnati, 10/7
Longest Kickoff Return	102t	Jakeem Grant vs. Tennessee, 9/9

OPPONENTS – INDIVIDUAL

RUSHING

Attempts	25	Sony Michel at New England, 9/30
Yards	158	Kerryon Johnson vs. Detroit, 10/21
Touchdowns	1	Dion Lewis vs. Tennessee, 9/9 Marshawn Lynch vs. Oakland, 9/23 Sony Michel at New England, 9/30 James White at New England, 9/30 Tarik Cohen vs. Chicago, 10/14 LeGarrette Blount vs. Detroit, 10/21 Lamar Miller at Houston, 10/25
Yards by Quarterback	47	Mitchell Trubisky vs. Chicago, 10/14
Longest Run from Scrimmage	71	Kerryon Johnson vs. Detroit, 10/21
Longest Run from Scrimmage for TD	22	James White at New England, 9/30

PASSING

Attempts	41	Sam Darnold at N.Y. Jets, 9/16
Completions	27	Derek Carr vs. Oakland, 9/23
Yards	345	Derek Carr vs. Oakland, 9/23
Touchdowns	5	Deshaun Watson at Houston, 10/25



2018 REGULAR SEASON STATISTICS

Completion Percentage (min. 20 att.)	81.8	Matthew Stafford vs. Detroit, 10/21
Interceptions	4	Sam Darnold vs. N.Y. Jets, 11/4
Longest Completion	73t	Deshaun Watson at Houston, 10/25
Longest Completion for TD	73t	Deshaun Watson at Houston, 10/25
Passer Rating (min. 20 att.)	156.0	Deshaun Watson at Houston, 10/25

RECEIVING

Receptions	8	James White at New England, 9/30
Yards	173	Jordy Nelson vs. Oakland, 9/23
Touchdowns	2	Michael Roberts vs. Detroit, 10/21 DeAndre Hopkins at Houston, 10/25
Longest Reception	73t	Will Fuller at Houston, 10/25
Longest Reception by Running Back	28	Bilal Powell at N.Y. Jets, 9/16
Yards by Running Back	90	Tarik Cohen vs. Chicago, 10/14

TOTAL YARDS FROM SCRIMMAGE

179 Kerryon Johnson vs. Detroit, 10/21

TACKLES

Total	13	Roquan Smith vs. Chicago, 10/14
Solo	7	Wesley Woodyard vs. Tennessee, 9/9 Nick Vigil at Cincinnati, 10/7 Adrian Amos vs. Chicago, 10/14 Kareem Jackson at Houston, 10/25 Avery Williamson vs. N.Y. Jets, 11/4

INTERCEPTIONS

Total	2	Kyle Fuller vs. Chicago, 10/14
Longest Return	35	Kyle Fuller vs. Chicago, 10/14
Longest Return for TD	22	Michael Johnson at Cincinnati, 10/7

FUMBLES

Total Forced	1	Jamal Adams at N.Y. Jets, 9/16 Jordan Jenkins at N.Y. Jets, 9/16 Carlos Dunlap at Cincinnati, 10/7 Akiem Hicks vs. Chicago, 10/14
Total Recovered	1	Jordan Jenkins at N.Y. Jets, 9/16 Avery Williamson at N.Y. Jets, 9/16 Kyle Van Noy at New England, 9/30 Sam Hubbard at Cincinnati, 10/7 Eddie Goldman vs. Chicago, 10/14

SACKS

Total	2	Geno Atkins at Cincinnati, 10/7 Ricky Jean Francois vs. Detroit, 10/21 Jordan Jenkins vs. N.Y. Jets, 11/4
Yards Lost	19	Jordan Jenkins vs. N.Y. Jets, 11/4

SPECIAL TEAMS

Field Goals Made	4	Matt Prater vs. Detroit, 10/21
Field Goal Attempts	4	Matt Prater vs. Detroit, 10/21
Longest Field Goal Made	56	Jason Myers vs. N.Y. Jets, 11/4
Longest Field Goal Attempt	56	Jason Myers vs. N.Y. Jets, 11/4
Punts	6	Lachlan Edwards vs. N.Y. Jets, 11/4
Longest Punt, yards	61	Sam Martin vs. Detroit, 10/21
Highest Gross Punting Average (min. 4 punts)	52.6	Lachlan Edwards at N.Y. Jets, 9/16
Highest Net Punting Average (min. 4 punts)	44.5	Brett Kern vs. Tennessee, 9/9
Most Punt Returns	5	Cyrus Jones at New England, 9/30
Most Punt Return Yards	45	Cyrus Jones at New England, 9/30
Highest Punt Return Average (min. 3 returns)	9.0	Cyrus Jones at New England, 9/30
Longest Punt Return	26	Adoree' Jackson vs. Tennessee, 9/9
Most Kickoff Returns	2	Darius Jennings vs. Tennessee, 9/9 Dwayne Harris vs. Oakland, 9/23
Most Kickoff Return Yards	121	Darius Jennings vs. Tennessee, 9/9
Highest Kickoff Return Average (min. 3 returns)	--	
Longest Kickoff Return	94t	Darius Jennings vs. Tennessee, 9/9



2018 REGULAR SEASON STATISTICS

DOLPHINS TEAM

	HIGHS		LOWS	
FIRST DOWNS				
Total	23	vs. Chicago, 10/14	7	vs. N.Y. Jets, 11/4
Rushing	7	vs. Tennessee, 9/9	1	at New England, 9/30 vs. N.Y. Jets, 11/4
Passing	15	vs. Chicago, 10/14	6	vs. N.Y. Jets, 11/4
Penalty	3	at N.Y. Jets, 9/16 vs. Detroit, 10/21	0	vs. Oakland, 9/23 vs. N.Y. Jets, 11/4
TOTAL NET YARDS				
Total	541	vs. Chicago, 10/14	168	vs. N.Y. Jets, 11/4
RUSHING				
Attempts	31	at N.Y. Jets, 9/16 vs. Chicago, 10/14	14	vs. Oakland, 9/23
Yards	161	vs. Chicago, 10/14	41	vs. Oakland, 9/23
Average	5.8	at Cincinnati, 10/7	2.4	vs. N.Y. Jets, 11/4
Touchdowns	1	at N.Y. Jets, 9/16 vs. Detroit, 10/21 at Houston, 10/25	0	vs. Tennessee, 9/9 vs. Oakland, 9/23 at New England, 9/30 at Cincinnati, 10/7 vs. Chicago, 10/14 vs. N.Y. Jets, 11/4
PASSING				
Attempts	44	vs. Chicago, 10/14	23	at N.Y. Jets, 9/16
Completions	28	vs. Chicago, 10/14	15	at New England, 9/30 vs. N.Y. Jets, 11/4
Interceptions	2	vs. Tennessee, 9/9 at Cincinnati, 10/7 vs. Chicago, 10/14	0	at N.Y. Jets, 9/16 vs. Oakland, 9/23 vs. Detroit, 10/21 vs. N.Y. Jets, 11/4
Net Yards	380	vs. Chicago, 10/14	104	vs. N.Y. Jets, 11/4
Touchdowns	4	vs. Oakland, 9/23	0	vs. N.Y. Jets, 11/4
Passer Rating	156.3	vs. Oakland, 9/23	57.4	at Cincinnati, 10/7
Completion Percentage	75.0	vs. Oakland, 9/23	57.1	at Cincinnati, 10/7
Times Sacked	4	at N.Y. Jets, 9/16 vs. Detroit, 10/21 vs. N.Y. Jets, 11/4	0	vs. Chicago, 10/14
Yards Lost	46	at N.Y. Jets, 9/16	0	vs. Chicago, 10/14
PUNTS				
Total	9	vs. N.Y. Jets, 11/4	4	vs. Tennessee, 9/9 vs. Chicago, 10/14 vs. Detroit, 10/21 at Houston, 10/25
Yards	402	vs. N.Y. Jets, 11/4	162	vs. Chicago, 10/14
Long	65	vs. Tennessee, 9/9	47	vs. Chicago, 10/14
Gross Average	53.8	vs. Tennessee, 9/9	40.5	vs. Chicago, 10/14
Net Average	48.5	at N.Y. Jets, 9/16	32.8	vs. Tennessee, 9/9
Returns	3	at Cincinnati, 10/7 vs. N.Y. Jets, 11/4	0	vs. Oakland, 9/23 vs. Chicago, 10/14
Return Yards	85	at Cincinnati, 10/7	0	vs. Oakland, 9/23 vs. Chicago, 10/14
Return Average	28.3	at Cincinnati, 10/7	0.0	vs. Oakland, 9/23 vs. Chicago, 10/14
PENALTIES				
Total	10	at New England, 9/30	2	at N.Y. Jets, 9/16
Yards	89	at New England, 9/30	10	at N.Y. Jets, 9/16



2018 REGULAR SEASON STATISTICS

FUMBLES

Total	3	at N.Y. Jets, 9/16	0	vs. Tennessee, 9/9 vs. Oakland, 9/23 vs. Detroit, 10/21 at Houston, 10/25 vs. N.Y. Jets, 11/4
Lost	2	at N.Y. Jets, 9/16	0	vs. Tennessee, 9/9 vs. Oakland, 9/23 vs. Detroit, 10/21 at Houston, 10/25 vs. N.Y. Jets, 11/4

TIME OF POSSESSION

Game	36:35	vs. Chicago, 10/14	21:29	vs. Oakland, 9/23
-------------	-------	--------------------	-------	-------------------

OPPONENTS TEAM

FIRST DOWNS

	HIGHS		LOWS	
Total	26	at New England, 9/30	15	vs. N.Y. Jets, 11/4
Rushing	12	vs. Detroit, 10/21	3	at N.Y. Jets, 9/16 at Cincinnati, 10/7
Passing	17	at N.Y. Jets, 9/16 vs. Oakland, 9/23	8	at Houston, 10/25 vs. N.Y. Jets, 11/4
Penalty	4	vs. Chicago, 10/14	1	at N.Y. Jets, 9/16 at Houston, 10/25

TOTAL NET YARDS

Total	467	vs. Chicago, 10/14	282	vs. N.Y. Jets, 11/4
--------------	-----	--------------------	-----	---------------------

RUSHING

Attempts	40	at New England, 9/30	19	vs. Tennessee, 9/9
Yards	248	vs. Detroit, 10/21	42	at N.Y. Jets, 9/16
Average	7.1	vs. Detroit, 10/21	2.2	at N.Y. Jets, 9/16
Touchdowns	2	at New England, 9/30	0	at N.Y. Jets, 9/16 at Cincinnati, 10/7 vs. N.Y. Jets, 11/4

PASSING

Attempts	41	at N.Y. Jets, 9/16	20	at Houston, 10/25
Completions	27	vs. Oakland, 9/23	16	at Houston, 10/25
Interceptions	4	vs. N.Y. Jets, 11/4	0	vs. Detroit, 10/21 at Houston, 10/25
Net Yards	325	vs. Oakland, 9/23	202	vs. N.Y. Jets, 11/4
Touchdowns	5	at Houston, 10/25	0	vs. Tennessee, 9/9 vs. N.Y. Jets, 11/4
Passer Rating	156.0	at Houston, 10/25	31.8	vs. N.Y. Jets, 11/4
Completion Percentage	81.8	vs. Detroit, 10/21	52.6	vs. Tennessee, 9/9
Times Sacked	4	at N.Y. Jets, 9/16 vs. N.Y. Jets, 11/4	0	at New England, 9/30 at Houston, 10/25
Yards Lost	46	at N.Y. Jets, 9/16	0	at New England, 9/30 at Houston, 10/25

PUNTS

Total	6	vs. N.Y. Jets, 11/4	1	vs. Detroit, 10/21
Yards	277	vs. N.Y. Jets, 11/4	61	vs. Detroit, 10/21
Long	61	vs. Detroit, 10/21	42	vs. Chicago, 10/14
Gross Average	61.0	vs. Detroit, 10/21	37.3	vs. Oakland, 9/23
Net Average	44.5	vs. Tennessee, 9/9	22.0	at Cincinnati, 10/7
Returns	5	at New England, 9/30	1	vs. Chicago, 10/14 at Houston, 10/25
Return Yards	48	at N.Y. Jets, 9/16	1	vs. Tennessee, 9/9
Return Average	16.0	at N.Y. Jets, 9/16	0.5	vs. Tennessee, 9/9



2018 REGULAR SEASON STATISTICS

PENALTIES

Total	8	vs. Oakland, 9/23 at Houston, 10/25	5	vs. Tennessee, 9/9 vs. N.Y. Jets, 11/4
Yards	58	vs. Chicago, 10/14	38	vs. Oakland, 9/23

FUMBLES

Total	4	at N.Y. Jets, 9/16	0	vs. Tennessee, 9/9 at New England, 9/30 at Cincinnati, 10/7 at Houston, 10/25 vs. N.Y. Jets, 11/4
Lost	2	vs. Chicago, 10/14	0	vs. Tennessee, 9/9 vs. Oakland, 9/23 at New England, 9/30 at Cincinnati, 10/7 vs. Detroit, 10/21 at Houston, 10/25 vs. N.Y. Jets, 11/4

TIME OF POSSESSION

Game	38:31	vs. Oakland, 9/23	28:51	at Houston, 10/25
-------------	-------	-------------------	-------	-------------------

IN 2018 MIAMI IS...

2-0	when leading after the 1st quarter	1-3	in road games
4-1	when leading after the 2nd quarter	0-1	when playing in domes
3-1	when leading after the 3rd quarter	5-3	when playing outdoors
2-2	when behind after the 1st quarter	1-3	when playing on artificial turf
1-3	when behind after the 2nd quarter	4-1	when playing on natural grass
1-3	when behind after the 3rd quarter	3-2	after winning the coin toss
3-2	when Miami scores first	3-2	when scoring 21 points or more
2-2	when opponent scores first	4-0	when yielding 20 points or less
0-0	when tied at halftime	1-0	in overtime contests
4-1	in home games		

DRIVE PRODUCTION

	POSS	TD	FGM	FGA	PUNT	INT	FUM	DWNS	TIME	SAF
DOLPHINS	105	19	11	12	49	8	5	2	10	0
OPPONENTS	103	23	15	18	32	15	3	4	8	0

RED ZONE PRODUCTION

	POSS	TD	FGM	FGA	INT	FUM	DWNS	TIME	RZ PLAYS	RZ RUSH	RZ PASS
DOLPHINS	17	8	5	5	1	1	1	1	41	21	20
OPPONENTS	31	16	6	7	4	1	2	1	78	36	42



2018 REGULAR SEASON STATISTICS

TURNOVERS

GAME	TAKEAWAYS			GIVEAWAYS			DIFF	W/L
	INT	FUM	TOTAL	INT	FUM	TOTAL		
TENNESSEE	3	0	3	2	0	2	1	W
at N.Y. Jets	2	1	3	0	1	1	2	W
OAKLAND	2	0	2	0	0	0	2	W
at New England	2	0	2	1	1	2	0	L
at Cincinnati	1	0	1	2	1	3	-2	L
CHICAGO	1	2	3	2	1	3	0	W
DETROIT	0	0	0	0	0	0	0	L
at Houston	0	0	0	1	0	1	-1	L
N.Y. JETS	4	0	0	0	0	0	4	W
at Green Bay								
at Indianapolis								
BUFFALO								
NEW ENGLAND								
at Minnesota								
JACKSONVILLE								
at Buffalo								
TOTAL	15	3	18	8	4	12	6	5-4

BLOCKS

	FGs	PATs	PUNTS	TOTAL
BY DOLPHINS	1	0	0	1
BY OPPONENTS	0	0	0	0

DOLPHINS BIG PLAYS

PASSING (25+ yards)		RUSHING (15+ yards)	
75t	R. Tannehill to K. Stills vs. Ten., 9/9	54t	K. Drake vs. Det., 10/21
75t	B. Osweiler to A. Wilson vs. Chi., 10/14	32	F. Gore vs. Chi., 10/14
74t	R. Tannehill to A. Wilson vs. Oak., 9/23	25	K. Drake at Cin., 10/7
52t	A. Wilson to J. Grant vs. Oak., 9/23	21	F. Gore vs. Ten., 9/9
46	B. Osweiler to D. Parker at Hou., 10/25	20	K. Drake at NYJ, 9/16
			R. Tannehill at NYJ, 9/16
43t	B. Osweiler to A. Wilson vs. Chi., 10/14	18	K. Drake at Cin., 10/7
36	R. Tannehill to D. Parker vs. Oak., 9/23	18	R. Tannehill vs. Oak., 9/23
35	B. Osweiler to K. Stills vs. Chi., 10/14	16	K. Drake vs. Ten., 9/9
34t	R. Tannehill to K. Stills vs. Oak., 9/23	16	K. Drake vs. Ten., 9/9
30	B. Osweiler to D. Parker at Hou., 10/25		
29t	R. Tannehill to A. Wilson at NYJ, 9/16		
28t	D. Amendola to K. Drake at Hou., 10/25		
28	B. Osweiler to A. Wilson vs. Chi., 10/14		
27	B. Osweiler to M. Gesicki vs. Det., 10/21		
26	B. Osweiler to D. Amendola vs. NYJ, 11/4		
25	B. Osweiler to A. Wilson vs. Det., 10/21		
25	B. Osweiler to J. Grant vs. Chi., 10/14		



2018 REGULAR SEASON STATISTICS

OPPONENTS BIG PLAYS

PASSING (25+ yards)

73t	D. Watson to W. Fuller at Hou., 10/25
66	D. Carr to J. Nelson vs. Oak., 9/23
61	D. Carr to J. Nelson vs. Oak., 9/23
55t	T. Brady to C. Patterson at NE, 9/30
54	M. Trubisky to T. Gabriel vs. Chi., 10/14
50	M. Trubisky to T. Cohen vs. Chi., 10/14
49t	D. Watson to D. Hopkins at Hou., 10/25
47	M. Trubisky to T. Gabriel vs. Chi., 10/14
44	S. Darnold to T. Pryor at NYJ, 9/16
34	D. Watson to W. Fuller at Hou., 10/25
31	A. Dalton to T. Boyd at Cin., 10/7
31	M. Mariota to L. Stocker vs. Ten., 9/9
29t	M. Trubisky to A. Miller vs. Chi., 10/14
29	M. Stafford to M. Roberts vs. Det., 10/21
28t	S. Darnold to B. Powell at NYJ, 9/16
28	S. Darnold to C. Herndon vs. NYJ, 11/4
26	M. Stafford to T. Jones vs. Det., 10/21
25	T. Brady to C. Hogan at NE, 9/30
25	A. Dalton to C. Uzomah at Cin., 10/7

RUSHING (15+ yards)

71	K. Johnson vs. Det., 10/21
58	L. Miller at Hou., 10/25
31	J. Mixon at Cin., 10/7
30	G. Tate vs. Det., 10/21
28	M. Trubisky vs. Chi., 10/14
26	D. Lewis vs. Ten., 9/9
24	K. Johnson vs. Det., 10/21
23	S. Michel at NE, 9/30
22t	J. White at NE, 9/30
21t	T. Cohen vs. Chi., 10/14
19	J. Howard vs. Chi., 10/14
19	L. Miller at Hou., 10/25
18	K. Johnson vs. Det., 10/21
15	D. Martin vs. Oak., 9/23
15	J. Howard vs. Chi., 10/14
15	L. Miller at Hou., 10/25

DOLPHINS BIG GAMES

100-YARD RUSHERS

101 F. Gore vs. Chi., 10/14

100-YARD RECEIVERS

155 A. Wilson vs. Chi., 10/14
134 D. Parker at Hou., 10/25
106 K. Stills vs. Ten., 9/9

300-YARD PASSERS

380 B. Osweiler vs. Chi., 10/14

OPPONENTS BIG GAMES

100-YARD RUSHERS

158 K. Johnson vs. Det., 10/21
133 L. Miller at Hou., 10/25
112 S. Michel at NE, 9/30

100-YARD RECEIVERS

173 J. Nelson vs. Oak., 9/23
124 W. Fuller at Hou., 10/25
112 A. Green at Cin., 10/7
110 T. Gabriel vs. Chi., 10/14

300-YARD PASSERS

345 D. Carr vs. Oak., 9/23
334 S. Darnold at NYJ, 9/16
316 M. Trubisky vs. Chi., 10/14



2018 REGULAR SEASON STATISTICS

GAME-BY-GAME STARTERS (OFFENSE)

GAME	WR	LT	LG	C	RG	RT	TE	WR	QB	RB	WR
TEN	Stills	Tunsil	Sitton	Kilgore	Davis	James	Gesicki	Amendola	Tannehill	Drake	Gore (RB)
at NYJ	Stills	Tunsil	Larsen	Kilgore	Davis	James	Gore (RB)	Amendola	Tannehill	Drake	Grant
OAK	Stills	Tunsil	Larsen	Kilgore	Davis	James	Gore (RB)	Amendola	Tannehill	Drake	Parker
at NE	Stills	Tunsil	Larsen	Kilgore	Davis	James	Gore (RB)	Amendola	Tannehill	Drake	Wilson
at Cin.	Stills	Tunsil	Larsen	Swanson	Davis	James	Gesicki	Amendola	Tannehill	Drake	Gore (RB)
CHI	Stills	Tunsil	Larsen	Swanson	Davis	James	O'Leary	Amendola	Oswweiler	Gore	Wilson
DET	Stills	Tunsil	Larsen	Swanson	Davis	James	O'Leary	Amendola	Oswweiler	Gore	Wilson
at Hou.	Grant	Tunsil	Larsen	Swanson	Davis	James	Gesicki	Amendola	Oswweiler	Gore	Parker
NYJ	Stills	Tunsil	Larsen	Swanson	Davis	James	O'Leary	Amendola	Oswweiler	Gore	Parker
at GB											
at Ind.											
BUF											
NE											
at Min.											
JAC											
at Buf.											

GAME-BY-GAME STARTERS (DEFENSE)

GAME	DE	DT	DT	DE	LB	LB	LB	CB	CB	S	S
TEN	Wake	Godchaux	Spence	Quinn	Alonso	McMillan	Baker	Howard	McCain	Jones	McDonald
at NYJ	Wake	Godchaux	Spence	Quinn	Alonso	McMillan	Allen	Howard	McCain	Jones	McDonald
OAK	Wake	Godchaux	Spence	Quinn	Alonso	McMillan	Baker	Howard	McCain	Fitzpatrick	McDonald
at NE	Wake	Godchaux	Spence	Quinn	Alonso	McMillan	Baker	Howard	McCain	Fitzpatrick	McDonald
at Cin.	Harris	Godchaux	Spence	Quinn	Alonso	McMillan	Baker	Howard	McTyer	Jones	McDonald
CHI	Branch	Godchaux	Spence	Quinn	Alonso	McMillan	Fitzpatrick (S)	Howard	McTyer	Jones	McDonald
DET	Wake	Godchaux	Spence	Quinn	Alonso	McMillan	Baker	Howard	McCain	Jones	McDonald
at Hou.	Wake	Godchaux	Spence	Quinn	Alonso	McMillan	Baker	Howard	McCain	Jones	McDonald
NYJ	Wake	Godchaux	Spence	Quinn	Alonso	McMillan	Baker	Howard	Fitzpatrick	Jones	McDonald
at GB											
at Ind.											
BUF											
NE											
at Min.											
JAC											
at Buf.											

GAME-BY-GAME INACTIVES

TEN	Falk	Fales	Parker	Armstrong	Ballage	Sterup	Escobar
at NYJ	Falk	Fales	Parker	Tankersley	Ballage	Sterup	
OAK	Falk	Fales	McEvoy	Tankersley	Ballage	Sterup	Jones
at NE	Falk	Fales	Parker	Jones	Branch	Allen	Derby
at Cin.	Fales	Parker	McCain	Branch	Sterup	Derby	Wake
CHI	Tannehill	Ballage	McCain	Spaight	Derby	Harris	Wake
DET	Parker	Tannehill	Smith	Woodard	Young	Derby	Harris
at Hou.	Stills	Tannehill	McTyer	Malveaux	Young	Derby	Harris
NYJ	Tannehill	Spaight	Johnson	Woodard	Young	Derby	Harris
at GB							
at Ind.							
BUF							
NE							
at Min.							
JAC							
at Buf.							



2018 REGULAR SEASON STATISTICS

GAME-BY-GAME OFFENSE

	SCORE				1ST DOWNS			3RD DOWN		4TH DOWN		NET YARDS			TO	PEN	PEN YDS	TOP	
	PTS	OPP PTS	DIFF	OT	TOTAL	RUSH	PASS	PEN	CONV	ATT	CONV	ATT	TOTAL	RUSH					PASS
TEN	27	20	7	-	18	7	9	2	2	10	0	1	342	120	222	2	7	51	30:25
at NYJ	20	12	8	-	18	6	9	3	6	13	0	0	257	135	122	2	2	10	28:25
OAK	28	20	8	-	13	2	11	0	2	8	0	0	373	41	332	0	9	74	21:29
at NE	7	38	-31	-	11	1	8	2	3	11	1	1	172	56	116	2	10	89	23:38
at Cin.	17	27	-10	-	17	5	10	2	4	13	1	1	297	128	169	3	9	85	29:25
CHI	31	28	3	3	23	6	15	2	8	17	0	0	541	161	380	3	7	67	36:35
DET	21	32	-11	-	19	4	12	3	6	11	0	0	322	107	215	0	4	50	26:21
at Hou.	23	42	-19	-	18	6	11	1	4	13	0	1	370	116	254	1	5	63	31:09
NYJ	13	6	7	-	7	1	6	0	3	16	2	2	168	64	104	0	5	55	28:26
at GB																			
at Ind.																			
BUF																			
NE																			
at Min.																			
JAC																			
at Buf.																			
TOTALS	187	225	-38	3	144	38	91	15	38	112	4	6	2842	928	1914	13	58	544	27:55

GAME-BY-GAME DEFENSE

	SCORE				1ST DOWNS			3RD DOWN		4TH DOWN		NET YARDS			TO	PEN	PEN YDS	TOP	
	PTS	OPP PTS	DIFF	OT	TOTAL	RUSH	PASS	PEN	CONV	ATT	CONV	ATT	TOTAL	RUSH					PASS
TEN	20	27	-7	-	19	4	13	2	6	14	0	2	336	116	220	3	5	48	29:35
at NYJ	12	20	-8	-	21	3	17	1	3	10	0	0	362	42	320	3	7	50	31:35
OAK	20	28	-8	-	25	5	17	3	7	13	0	1	434	109	325	2	8	38	38:31
at NE	38	7	31	-	26	10	13	3	10	15	0	0	449	175	274	2	6	57	36:22
at Cin.	27	17	10	-	17	3	12	2	2	11	0	0	332	103	229	1	6	47	30:35
CHI	28	31	-3	-3	23	8	11	4	8	12	0	1	467	164	303	3	6	58	33:25
DET	21	32	11	-	24	12	10	2	2	8	1	1	457	248	209	0	6	43	33:39
at Hou.	42	23	19	-	17	8	8	1	6	12	1	1	427	188	239	0	8	57	28:51
NYJ	13	6	7	-	15	5	8	2	2	13	0	2	282	80	202	4	5	45	31:34
at GB																			
at Ind.																			
BUF																			
NE																			
at Min.																			
JAC																			
at Buf.																			
TOTALS	225	187	38	-3	187	58	109	20	46	108	2	8	3546	1225	2321	18	57	443	32:05



2018 REGULAR SEASON STATISTICS

GAME-BY-GAME RUSHING

(CARRIES-YARDS GAINED-LONGEST-TOUCHDOWNS)

	DRAKE	GORE	BALLAGE	PERRY	BOLDEN	GRANT	WILSON	TANNEHILL	OSWEILER
TEN	14-48-16-0	9-61-21-0	INACTIVE	0-0-0-0	0-0-0-0	0-0-0-0	2-7-5-0	4-4-4-0	DNP
at NYJ	11-53-20-1	9-25-8-0	INACTIVE	0-0-0-0	0-0-0-0	1-5-5-0	2-8-5-0	8-44-20-0	DNP
OAK	5-3-3-0	6-12-6-0	INACTIVE	0-0-0-0	0-0-0-0	0-0-0-0	0-0-0-0	3-26-18-0	DNP
at NE	3-3-5-0	11-41-14-0	1-3-3-0	0-0-0-0	0-0-0-0	0-0-0-0	1-2-2-0	1-0-0-0	1-7-7-0
at Cin.	6-46-25-0	12-63-10-0	1-2-2-0	0-0-0-0	0-0-0-0	0-0-0-0	0-0-0-0	3-17-9-0	DNP
CHI	13-57-12-0	15-101-32-0	INACTIVE	0-0-0-0	0-0-0-0	0-0-0-0	1-(-5)-(-5)-0	INACTIVE	2-8-6-0
DET	6-72-54-1	10-29-6-0	0-0-0-0	0-0-0-0	0-0-0-0	0-0-0-0	2-4-5-0	INACTIVE	1-2-2-0
at Hou.	12-58-12-1	12-53-9-0	1-5-5-0	0-0-0-0	0-0-0-0	0-0-0-0	IR	INACTIVE	0-0-0-0
NYJ	3-9-5-0	20-53-8-0	1-(-2)-(-2)-0	0-0-0-0	0-0-0-0	0-0-0-0	IR	INACTIVE	3-4-6-0
at GB									
at Ind.									
BUF									
NE									
at Min.									
JAC									
at Buf.									

OTHERS:

GAME-BY-GAME RECEIVING

(RECEPTIONS-YARDS GAINED-LONGEST-TOUCHDOWNS)

	STILLS	PARKER	WILSON	AMENDOLA	GRANT	GESICKI	DERBY	DRAKE	GORE
TEN	4-106-75t-2	INACTIVE	3-31-21-0	4-26-8-0	5-38-13-0	1-11-11-0	0-0-0-0	3-18-10-0	0-0-0-0
at NYJ	2-17-13-0	INACTIVE	3-37-29-1	4-32-14-0	2-27-16-0	0-0-0-0	1-19-19-1	4-17-10-0	1-19-19-0
OAK	3-61-34-1	2-40-36-0	2-74-74-1	3-42-15-0	2-70-52-2	3-31-19-0	1-16-16-0	2-7-6-0	0-0-0-0
at NE	3-40-22-0	INACTIVE	4-19-13-0	2-21-18-0	2-17-9-0	1-9-9-0	INACTIVE	1-13-13-0	2-16-10-1
at Cin.	2-17-13-0	INACTIVE	5-43-16-0	3-30-16-0	0-0-0-0	3-26-16-0	INACTIVE	7-69-22-1	0-0-0-0
CHI	1-35-35-0	0-0-0-0	6-155-75-2	8-59-13-0	3-32-25-0	1-11-11-0	INACTIVE	4-21-15-0	1-18-18-0
DET	1-5-5-1	INACTIVE	3-32-25-0	6-84-24-1	2-32-19-0	3-44-27-0	INACTIVE	4-15-5-0	1-4-4-0
at Hou.	INACTIVE	6-134-46-0	IR	5-43-13-0	4-36-16-0	4-14-10-0	INACTIVE	2-37-28-1	1-5-5-0
NYJ	1-19-19-0	1-8-8-0	IR	5-47-26-0	1-16-16-0	0-0-0-0	INACTIVE	4-26-9-0	1-6-6-0
at GB									
at Ind.									
BUF									
NE									
at Min.									
JAC									
at Buf.									

OTHERS: NICK O'LEARY: 4-49-19-1 vs. Chicago (10/14), 2-23-14-0 vs. Detroit (10/21).



2018 REGULAR SEASON STATISTICS

GAME-BY-GAME PASSING

	RYAN TANNEHILL								
	ATT	COM	YDS	PCT	TD	INT	LG	SKD/YDS	RATING
TEN	28	20	230	71.4	2	2	75t	1/8	89.9
at NYJ	23	17	168	73.9	2	0	29t	4/46	123.1
OAK	23	17	289	73.9	3	0	74t	1/9	155.3
at NE	20	11	100	55.0	0	1	22	2/19	47.9
at Cin.	35	20	185	57.1	1	2	22t	3/16	57.4
CHI									INACTIVE
DET									INACTIVE
at Hou.									INACTIVE
NYJ									INACTIVE
at GB									
at Ind.									
BUF									
NE									
at Min.									
JAC									
at Buf.									

	BROCK OSWEILER								
	ATT	COM	YDS	PCT	TD	INT	LG	SKD/YDS	RATING
TEN									DID NOT PLAY
at NYJ									DID NOT PLAY
OAK									DID NOT PLAY
at NE	5	4	35	80.0	1	0	11	0/0	135.4
at Cin.									DID NOT PLAY
CHI	44	28	380	63.6	3	2	75t	0/0	94.9
DET	31	22	239	71.0	2	0	27	4/24	114.9
at Hou.	37	21	241	56.7	0	1	46	2/15	65.3
NYJ	24	15	139	62.5	0	0	26	4/35	78.3
at GB									
at Ind.									
BUF									
NE									
at Min.									
JAC									
at Buf.									

OTHERS: ALBERT WILSON: 1-1-52-100.0-1-0-52t-0/0-158.3 vs. Oakland (9/23). **DANNY AMENDOLA:** 1-1-28-100.0-1-0-28t-0/0-158.3 at Houston (10/25).



2018 REGULAR SEASON STATISTICS

PLAYER PARTICIPATION																				
NAME	TEN	NYJ	OAK	NE	CIN	CHI	DET	HOU	NYJ	GB	IND	HOU	NE	MIN	JAC	BUF	GP	GS	DNP	INA
Aikens, Walt	X					X											9	0	0	0
Allent, Chase	X	LB	X	INA	X	X	IR	IR	IR								5	0	0	1
Alonso, Kiko	LB	LB	LB	LB	LB	LB	LB	LB	LB								9	9	0	0
Amendola, Danny	WR	WR	WR	WR	WR	WR	WR	WR	WR								9	9	0	0
Anthony, Stephone	X	X	X	X	X	X	X	X	X								9	0	0	0
Armstrong, Cornell	INA	X	X	X	X	X	X	X	X								8	0	0	1
Asiata, Isaac	PS	PS	PS	PS	PS	PS	PS	PS	PS								0	0	0	0
Baker, Jerome	LB	X	LB	LB	LB	X	LB	LB	LB								9	7	0	0
Ballage, Kalen	INA	INA	INA	X	X	INA	X	X	X								5	0	0	4
Branch, Andre	X	X	X	INA	INA	DE	X	X	X								7	1	0	2
Brendel, Jake	IR	IR	IR	IR	IR	IR	IR	IR	IR								1	0	0	0
Carroo, Leonte	PS	PS	PS	PS	PS	PS	PS	X	X								2	0	0	0
Davis, Jalen	PS	PS	PS	PS	PS	PS	PS	PS	PS								0	0	0	0
Davis, Jesse	RG	RG	RG	RG	RG	RG	RG	RG	RG								9	9	0	0
Denney, John	X	X	X	X	X	X	X	X	X								9	0	0	0
Derby, A.J.	X	X	X	INA	INA	INA	INA	INA	INA								3	0	0	6
Drake, Kenyan	RB	RB	RB	RB	RB	X	X	X	X								9	5	0	0
Escobar, Gavin	INA	NOR	NOR	NOR	NOR	NOR	NOR	NOR	NOR								0	0	0	1
Fales, David	INA	INA	INA	INA	INA	DNP	DNP	DNP	DNP								0	0	4	5
Falk, Luke	INA	INA	INA	INA	IR	IR	IR	IR	IR								0	0	0	4
Fitzpatrick, Minkah	X	X	S	S	X	S	X	X	CB								9	4	0	0
Ford, Isaiah	PS	PS	PS	PS	PS	PS	PS	PS	PS								0	0	0	0
Gesicki, Mike	TE	X	X	X	TE	X	X	TE	X								9	3	0	0
Godchaux, Davon	DT	DT	DT	DT	DT	DT	DT	DT	DT								9	9	0	0
Gore, Frank	RB	RB	RB	RB	RB	RB	RB	RB	RB								9	9	0	0
Grant, Jakeem	X	WR	X	X	X	X	X	WR	X								9	2	0	0
Gravelle, Lucas	NOR	PS	PS	NOR	NOR	NOR	NOR	NOR	NOR								0	0	0	0
Gray, MarQueis	IR	IR	IR	IR	IR	IR	IR	IR	IR								0	0	0	0
Haack, Matt	X	X	X	X	X	X	X	X	X								9	0	0	0
Harris, Charles	X	X	X	X	DE	INA	INA	INA	INA								5	1	0	4
Hayes, William	X	X	X	IR	IR	IR	IR	IR	IR								3	0	0	0
Hilland, Connor	PS	PS	PS	PS	PS	PS	PS	PS	PS								0	0	0	0
Hood, Ziggy	NOR	NOR	NOR	NOR	NOR	NOR	NOR	NOR	X								1	0	0	0
Howard, Xavien	CB	CB	CB	CB	CB	CB	CB	CB	CB								9	9	0	0
Hull, Mike	IR	IR	IR	IR	IR	IR	IR	IR	X								1	0	0	0
James, Ja'Wuan	RT	RT	RT	RT	RT	RT	RT	RT	RT								9	9	0	0
Johnson, Wesley	NOR	NOR	NOR	INA	X	X	X	X	INA								4	0	0	1
Jones, Reshad	S	S	INA	INA	S	S	S	S	S								7	7	0	2
Kilgore, Daniel	C	C	C	C	IR	IR	IR	IR	IR								4	4	0	0
Larsen, Ted	X	LG	LG	LG	LG	LG	LG	LG	LG								9	8	0	0
Lewis, Malcolm	NOR	NOR	NOR	NOR	NOR	PS	PS	PS	PS								0	0	0	0
Malveaux, Cameron	PS	NOR	NOR	PS	X	X	X	INA	X								4	0	0	1
McCain, Bobby	CB	CB	CB	CB	INA	INA	CB	CB	X								7	6	0	2
McDonald, T.J.	S	S	S	S	S	S	S	S	S								9	9	0	0
McEvoy, Tanner	X	X	INA	NOR	NOR	NOR	NOR	NOR	NOR								2	0	0	1
McMillan, Raekwon	LB	LB	LB	LB	LB	LB	LB	LB	LB								9	9	0	0
McTyer, Terry	X	X	X	X	CB	CB	X	INA	X								8	2	0	1
O'Leary, Nick	NOR	NOR	PS	PS	X	TE	TE	X	TE								5	3	0	0
Osweller, Brock	DNP	DNP	DNP	X	DNP	QB	QB	QB	QB								5	4	4	0
Parker, DeVante	INA	INA	WR	INA	INA	X	INA	WR	WR								4	3	0	5
Perry, Seniorse	X	X	X	X	X	X	X	X	X								9	0	0	0
Phillips, Jordan	X	X	X	X	NOR	NOR	NOR	NOR	NOR								4	0	0	0
Pittman, Jamiyus	PS	PS	PS	PS	PS	X	X	X	PS								3	0	0	0
Poling, Quentin	PS	PS	PS	PS	PS	PS	PS	PS	PS								0	0	0	0
Quinn, Robert	DE	DE	DE	DE	DE	DE	DE	DE	DE								9	9	0	0
Rudolph, Travis	NOR	NOR	NOR	NOR	PS-I	PS-I	PS-I	PS-I	PS-I								0	0	0	0
Sanders, Jason	X	X	X	X	X	X	X	X	X								9	0	0	0
Sitton, Josh	LG	IR	IR	IR	IR	IR	IR	IR	IR								1	1	0	0
Smith, Garrison	NOR	NOR	NOR	NOR	PS	PS	PS	PS	PS-I								0	0	0	0
Smith, Maurice	PS	PS	X	X	X	X	INA	X	PS								5	0	0	1
Smythe, Durham	X	X	X	X	X	X	X	X	X								9	0	0	0
Spaight, Martrell	NOR	NOR	NOR	X	INA	X	INA	X	INA								4	0	0	2
Spence, Akeem	DT	DT	DT	DT	DT	DT	DT	DT	DT								9	9	0	0
Sterup, Zach	INA	INA	INA	X	INA	X	X	X	X								5	0	0	4
Stills, Kenny	WR	WR	WR	WR	WR	WR	WR	INA	WR								8	8	0	1
Swanson, Travis	NOR	DNP	DNP	X	C	C	C	C	C								6	5	2	0
Tankersley, Cordrea	X	INA	INA	X	X	X	X	X	IR								6	0	0	2
Tannehill, Ryan	QB	QB	QB	QB	QB	INA	INA	INA	INA								5	5	0	4
Taylor, Vincent	X	X	X	X	X	X	X	X	IR								8	0	0	0
Tunisi, Laremy	LT	LT	LT	LT	LT	LT	LT	LT	LT								9	9	0	0
Valooga, Jeremiah	NOR	NOR	NOR	PS	PS	PS	PS	PS	PS								0	0	0	0
Wake, Cameron	DE	DE	DE	DE	INA	INA	DE	DE	DE								7	7	0	2
Williams, DeShawn	NOR	NOR	NOR	NOR	NOR	NOR	PS	PS	PS								0	0	0	0
Williams, Sylvester	NOR	NOR	NOR	NOR	NOR	NOR	NOR	NOR	X								1	0	0	0
Wilson, Albert	X	X	X	WR	X	WR	WR	IR	IR								7	3	0	0
Woodard, Jonathan	PS	PS	PS	X	X	INA	X	INA	INA								4	0	0	2
Young, Sam	X	X	X	X	X	NOR	INA	INA	INA								5	0	0	3

POSITION IN CAPS = STARTER **INA = INACTIVE** **SUS = SUSPENDED** **PS = PRACTICE SQUAD**
X = PLAYED/SUBSTITUTED **IR = INJURED RESERVE** **NOR = NOT ON ROSTER** **DNP = DID NOT PLAY**
NI = NON-FOOTBALL ILLNESS/INJURY **PUP = PHYSICALLY UNABLE TO PERFORM** **PS-I = PRACTICE SQUAD (INJURED)**



THE LAST TIME IT HAPPENED

THE LAST TIME (TEAM)

BY DOLPHINS		BY OPPONENT
31-28, vs. Chicago, 10/14/18	WON IN OVERTIME	21-24, at Arizona, 9/30/12
31-28, vs. N.Y. Jets, 10/22/17	WON BY SCORING IN THE LAST 2 MINUTES	30-20, vs. Tampa Bay, 11/19/17
34-31, at Buffalo, 12/24/16	TIED BY SCORING IN THE LAST 2 MINUTES	21-24, at Arizona, 9/30/12
37-0, vs. San Diego, 11/2/14	SHUTOUT AN OPPONENT	0-40, at Baltimore, 10/26/17
35-9, vs. Denver, 12/3/17	WON BY 20+ POINTS	7-38, at New England, 9/30/18
24-23, vs. Buffalo, 12/4/05	WON AFTER TRAILING BY 20+ POINTS	34-46, vs. New Orleans, 10/25/09
38-10, at Tennessee, 10/18/15	HELD A 28+ POINT LEAD	7-38, at New England, 9/30/18
35-9, vs. Denver, 12/3/17	HELD A 21+ POINT LEAD	7-38, at New England, 9/30/18
21 (third quarter), at N.Y. Jets, 12/17/16	SCORED 20+ POINTS IN A QUARTER	21 (third quarter), vs. Chicago, 10/14/18
21 (second half), vs. Chicago, 10/14/18	SCORED 20+ POINTS IN A HALF	28 (second half), at Houston, 10/25/18
13-6, vs. N.Y. Jets, 11/4/18	HELD OPPONENT WITHOUT A TD	0-40, at Baltimore, 10/26/17
3 offense & 1 defense, vs. Denver, 12/3/17	SCORED TD ON OFFENSE AND DEFENSE	1 offense & 2 defense, at Cincinnati, 10/7/18
1 offense, 1 defense, 2 special teams, at N.Y. Jets, 11/1/09	SCORED TD ON OFFENSE, DEFENSE & SPECIAL TEAMS	2 offense, 1 defense & 2 special teams, at New England, 10/4/10
Twice vs. Denver, 12/3/17	SCORED SAFETY	vs. Indianapolis, 12/26/15

THE LAST TIME (OFFENSE)

BY DOLPHINS		BY OPPONENT
Has never happened	600+ NET YARDS OF OFFENSE	622, vs. New England, 9/12/11
541, vs. Chicago, 10/14/18	500+ NET YARDS OF OFFENSE	548, at Carolina, 11/13/17
541, vs. Chicago, 10/14/18	400+ NET YARDS OF OFFENSE	427, at Houston, 10/25/18
315, vs. Baltimore, 11/11/73	300+ NET RUSHING YARDS	305, at Pittsburgh, 12/18/88
261, at Buffalo, 12/24/16	200+ NET RUSHING YARDS	248, vs. Detroit, 10/21/18
206, Jay Ajayi, at Buffalo, 12/24/16	200-YARD RUSHING GAME	203, Rueben Mayes, vs. New Orleans, 12/7/86
206, Jay Ajayi, at Buffalo, 12/24/16	150-YARD RUSHING GAME	158, Kerryon Johnson vs. Detroit, 10/21/18
101, Frank Gore, vs. Chicago, 10/14/18	100-YARD RUSHING GAME	133, Lamar Miller at Houston, 10/25/18
Mercury Morris (125) and Don Nottingham (102), at Green Bay, 10/5/75	TWO 100-YARD RUSHERS	LeSean McCoy (112) and Karlos Williams (110), at Buffalo, 11/8/15
Kenyon Drake, 120, vs. Denver, 12/3/17, 114, vs. New England, 12/11/17	CONSECUTIVE 100-YARD RUSHING GAMES	Kerryon Johnson, 158, vs. Detroit, 10/21/18 and Lamar Miller, 133, at Houston, 10/25/18
Jay Ajayi (206) and Damien Williams (56), at Buffalo, 12/24/16	COMBINED 200-YARDS RUSHING BY 2 PLAYERS	Kerryon Johnson (158) and LeGarrette Blount (50), vs. Detroit, 10/21/18
32, Jay Ajayi, at Buffalo, 12/24/16	30+ CARRIES	32, Knile Davis, vs. Kansas City, 9/21/14
25, Kenyan Drake, vs. New England, 12/11/17	25+ CARRIES	25, Sony Michel, at New England, 9/30/18



THE LAST TIME (OFFENSE)

BY DOLPHINS		BY OPPONENT
85t, Lamar Miller, vs. Houston, 10/25/15	80+ YARD RUSHING PLAY	Has never happened
69, Damien Williams, vs. Tampa Bay, 11/19/17	60+ YARD RUSHING PLAY	71, Kerryon Johnson vs. Detroit, 10/21/18
54t, Kenyan Drake vs. Detroit, 10/21/18	40+ YARD RUSHING PLAY	58, Lamar Miller at Houston, 10/25/18
2, Jay Ajayi, vs. Pittsburgh, 10/16/16	2+ RUSHING TOUCHDOWNS	2, Marshawn Lynch, vs. Oakland, 11/5/17
442, at Cincinnati, 10/1/95	400+ NET PASSING YARDS (TEAM)	419, at Indianapolis, 11/4/12
380, vs. Chicago, 10/14/18	300+ NET PASSING YARDS (TEAM)	303, vs. Chicago, 10/14/18
58, Ryan Tannehill, at N.Y. Jets, 11/29/15	50+ PASS ATTEMPTS	56, Tom Brady, vs. New England, 9/7/14
44, Brock Osweiler, vs. Chicago, 10/14/18	40+ PASS ATTEMPTS	41, Sam Darnold, at N.Y. Jets, 9/16/18
34, Jay Cutler, vs. Oakland, 11/5/17	30+ COMPLETIONS	31, Philip Rivers, at L.A. Chargers, 9/17/17
28, Brock Osweiler, vs. Chicago, 10/14/18	25+ COMPLETIONS	27, Derek Carr, vs. Oakland, 9/23/18
vs. Chicago, 10/14/18	NO SACKS ALLOWED	at Houston, 10/25/18
Has never happened	PERFECT PASSER RATING (158.3) (MIN. 20 ATTEMPTS)	158.3, Geno Smith, vs. N.Y. Jets, 12/28/14
380, Brock Osweiler, vs. Chicago, 10/14/18	300+ YARD PASSER	316, Mitchell Trubisky, vs. Chicago, 10/14/18
Ryan Tannehill, 389, at New England, 9/18/16 and 319, vs. Cleveland, 9/25/16	CONSECUTIVE 300+ YARD PASSING GAMES	Sam Darnold, 334, at N.Y. Jets, 9/16/18 and Derek Carr, 345, vs. Oakland, 9/23/18
4, Matt Moore, at N.Y. Jets, 12/17/16	4+ TD PASSES	5, Deshaun Watson, at Houston, 10/25/18
3, Brock Osweiler, vs. Chicago, 10/14/18	3+ TD PASSES	5, Deshaun Watson, at Houston, 10/25/18
15, Chris Chambers, vs. Buffalo, 12/4/05	15+ RECEPTIONS	15, Isaac Bruce, at St. Louis, 12/24/95
10, Jarvis Landry, at Buffalo, 12/17/17	10+ RECEPTIONS	10, Alvin Kamara, vs. New Orleans, 10/1/17
253, Brian Hartline, at Arizona, 9/30/12	200-YARD RECEIVER	221, Eric Decker, vs. N.Y. Jets, 12/28/14
155, Albert Wilson, vs. Chicago, 10/14/18	150-YARD RECEIVER	173, Jordy Nelson, vs. Oakland, 9/23/18
134, DeVante Parker, at Houston, 10/25/18	100-YARD RECEIVER	124, Will Fuller, at Houston, 10/25/18
Jarvis Landry (137) and DeVante Parker (106) at New England, 9/18/16	TWO 100-YARD RECEIVERS IN SAME GAME	Calvin Johnson (113) and Golden Tate (109) at Detroit, 11/9/14
Jarvis Landry, 103, vs. Arizona, 12/11/16 and 108, at N.Y. Jets, 12/17/16	CONSECUTIVE 100-YARD RECEIVING GAMES	A.J. Green, 112, at Cincinnati, 10/7/18 and Taylor Gabriel, 110, vs. Chicago, 10/14/18
Albert Wilson, 150 (second half), vs. Chicago, 10/14/18	100-YARDS RECEIVING IN A HALF	Jordy Nelson, 151 (first half), vs. Oakland, 9/23/18
Has never happened	90+ YARD PASSING PLAY	99t, Tom Brady to Wes Welker, vs. New England, 9/12/11
80, Ryan Tannehill to Brian Hartline, at Arizona, 9/30/12	80+ YARD PASSING PLAY	84, Eli Manning to Odell Beckham Jr., vs. N.Y. Giants, 12/14/15
75t, Brock Osweiler to Albert Wilson, vs. Chicago, 10/14/18	60+ YARD PASSING PLAY	73t, Deshaun Watson to Will Fuller, at Houston, 10/25/18
75t, Brock Osweiler to Albert Wilson, vs. Chicago, 10/14/18	50+ YARD PASSING PLAY	73t, Deshaun Watson to Will Fuller, at Houston, 10/25/18
46, Brock Osweiler to DeVante Parker, at Houston, 10/25/18	40+ YARD PASSING PLAY	49t, Deshaun Watson to DeAndre Hopkins, at Houston, 10/25/18
3, Lamar Thomas, vs. Denver, 12/21/98	3+ TD RECEPTIONS	3, Danny Woodhead, at San Diego, 12/20/15
2, Albert Wilson, vs. Chicago, 10/14/18	2+ TD RECEPTIONS	2, DeAndre Hopkins, at Houston, 10/25/18 2, Jordan Thomas, at Houston, 10/25/18



THE LAST TIME (OFFENSE)

BY DOLPHINS		BY OPPONENT
Kenyan Drake (114 rushing and 79 receiving), vs. New England, 12/11/17	LED TEAM IN RUSHING & RECEIVING IN SAME GAME	C.J. Anderson (67 rushing and 43 receiving), vs. Denver, 12/3/17
Frank Gore (101 rushing) and Albert Wilson (155 receiving) vs. Chicago, 10/14/18	100-YARD RUSHER & 100-YARD RECEIVER IN SAME GAME	Lamar Miller (133 rushing) and Will Fuller (124 receiving) at Houston, 10/25/18
Brock Osweiler (380 passing), Frank Gore (101 rushing) and Albert Wilson (155 receiving) vs. Chicago, 10/14/18	100-YARD RUSHER, 100-YARD RECEIVER & 300-YARD PASSER IN SAME GAME	Tyrod Taylor (329 passing), LeSean McCoy (128 rushing), Sammy Watkins (154 receiving), at Buffalo, 12/24/16
Kenyan Drake (1 rushing, 1 receiving), at Houston, 10/25/18	1+ RUSHING TD & 1+ RECEIVING TD IN SAME GAME	James White (1 rushing, 1 receiving), at New England, 9/30/18
David Fales (1 passing, 1 rushing), vs. Buffalo, 12/31/17	1+ PASSING TD & 1+ RUSHING TD IN SAME GAME	Tyrod Taylor (1 passing, 1 rushing), at Buffalo, 12/17/17
vs. N.Y. Jets, 11/4/18	NO TURNOVERS	at Houston, 10/25/18
vs. N.Y. Jets, 10/22/17	TD SCORED ON FIRST DRIVE	vs. Detroit, 10/21/18
Brock Osweiler to Kenny Stills, vs. Chicago, 10/14/18	SUCCESSFUL 2-POINT CONVERSION	Tom Brady to Julian Edelman, vs. New England, 1/1/17
vs. Buffalo, 12/31/17	FAILED 2-POINT CONVERSION	vs. Detroit, 10/21/18

THE LAST TIME (DEFENSE)

BY DOLPHINS		BY OPPONENT
76, vs. Buffalo, 10/21/73	HELD OPPONENT UNDER 100 YARDS OF TOTAL OFFENSE	88, at New England, 10/12/80
118, vs. Buffalo, 9/21/03	HELD OPPONENT UNDER 150 YARDS OF TOTAL OFFENSE	103, at Buffalo, 12/22/13
188, vs. Tennessee, 10/8/17	HELD OPPONENT UNDER 200 YARDS OF TOTAL OFFENSE	168, vs. N.Y. Jets, 11/4/18
282, vs. N.Y. Jets, 11/4/18	HELD OPPONENT UNDER 300 YARDS OF TOTAL OFFENSE	168, vs. N.Y. Jets, 11/4/18
25, vs. New England, 12/11/17	HELD OPPONENT UNDER 30 YARDS RUSHING	12, at N.Y. Jets, 11/29/15
42, at N.Y. Jets, 9/16/18	HELD OPPONENT UNDER 50 YARDS RUSHING	41, vs. Oakland, 9/23/18
42, at N.Y. Jets, 9/16/18	HELD OPPONENT UNDER 75 YARDS RUSHING	64, vs. N.Y. Jets, 11/4/18
80, vs. N.Y. Jets, 11/4/18	HELD OPPONENT UNDER 100 YARDS RUSHING	64, vs. N.Y. Jets, 11/4/18
49, at N.Y. Jets, 12/1/14	HELD OPPONENT UNDER 100 YARDS NET PASSING	78, vs. Tennessee, 10/8/17
125, vs. Arizona, 12/11/16	HELD OPPONENT UNDER 150 YARDS NET PASSING	104, vs. N.Y. Jets, 11/4/18
Louis Delmas (81) and Brent Grimes (22), at Jacksonville, 10/26/14	2+ INTERCEPTION RETURNS FOR TOUCHDOWNS BY TEAM IN SAME GAME	Darren Sharper (42) and Tracy Porter (54), vs. New Orleans, 10/25/09
25t, Jerome Baker, vs. N.Y. Jets, 11/4/18	INTERCEPTION RETURN FOR A TD	22t, Michael Johnson, at Cincinnati, 10/7/18
3, Sam Madison, vs. Tennessee, 11/7/99	3+ INTERCEPTIONS	3, Nate Clements, at Buffalo, 10/20/02
2, Xavien Howard, vs. Oakland, 9/23/18	2+ INTERCEPTIONS	2, Kyle Fuller, vs. Chicago, 10/14/18



THE LAST TIME (DEFENSE)

BY DOLPHINS		BY OPPONENT
8, at Arizona, 9/30/12	7+ SACKS BY TEAM	7, at New England, 11/26/17
6, vs. Tennessee, 10/8/17	6+ SACKS BY TEAM	7, at New England, 11/26/17
6, vs. Tennessee, 10/8/17	5+ SACKS BY TEAM	7, at New England, 11/26/17
4, Cameron Wake, at Tennessee, 10/18/15	4+ SACKS	Has never happened
4, Cameron Wake, at Tennessee, 10/18/15	3+ SACKS	3.5, Elvis Dumervil, vs. Baltimore, 12/7/14
2, Cameron Wake, vs. N.Y. Jets, 11/4/18 2, Akeem Spence, vs. N.Y. Jets, 11/4/18	2+ SACKS	2, Jordan Jenkins, vs. N.Y. Jets, 11/4/18
14t, Reshad Jones, at New England, 11/26/17	FUMBLE RECOVERED FOR TOUCHDOWN	19t, Sam Hubbard, at Cincinnati, 10/7/18

THE LAST TIME (SPECIAL TEAMS)

BY DOLPHINS		BY OPPONENT
102t, Jakeem Grant, vs. Tennessee, 9/9/18	KICKOFF RETURN FOR A TD	94t, Darius Jennings, vs. Tennessee, 9/9/18
94t, Mercury Morris, at New England, 12/5/71	KICKOFF RETURN FOR A TD ON OPENING KICKOFF	101t, Jacoby Ford, at Oakland, 11/28/10
102t, Jakeem Grant, vs. Tennessee, 9/9/18	50+ YARD KICKOFF RETURN	94t, Darius Jennings, vs. Tennessee, 9/9/18
71t, Jakeem Grant, at Cincinnati, 10/7/18	PUNT RETURN FOR A TD	79t, Leodis McKelvin, at Buffalo, 11/15/12
71t, Jakeem Grant, at Cincinnati, 10/7/18	50+ YARD PUNT RETURN	57, Jeremy Kerley, at N.Y. Jets, 11/29/15
Walt Aikens, at N.Y. Jets, 12/17/16	BLOCKED PUNT RECOVERED FOR A TD	Chris Burkett, vs. N.Y. Jets, 9/29/91
Terrence Fede, vs. Denver, 12/3/17	BLOCKED PUNT	Boobie Dixon, at Buffalo, 9/14/14
Walt Aikens return of blocked PAT, vs. Arizona, 12/11/16	DEFENSIVE 2-POINT CONVERSION ON PAT	Has never happened
Jordan Phillips, vs. Arizona, 12/11/16	BLOCKED PAT	Donald Penn, vs. Tampa Bay, 11/15/09
Jason Sanders, at N.Y. Jets, 9/16/18	MISSED (NOT BLOCKED) PAT	Jason Myers, at N.Y. Jets, 9/16/18
Vincent Taylor, at Cincinnati, 10/7/18	BLOCKED FIELD GOAL	Daniel McCullers, vs. Pittsburgh, 10/16/16
47t, Curtis Johnson, vs. Green Bay, 12/19/71	BLOCKED FIELD GOAL RETURNED FOR TD	62t, Kyle Arrington, vs. New England, 12/14/14
6, Dan Carpenter, at Oakland, 11/28/10	6+ FIELD GOALS ATTEMPTED	6, Harrison Butker, at Kansas City, 12/24/17
5, Andrew Franks, vs. Pittsburgh, 10/16/16	5+ FIELD GOALS ATTEMPTED	6, Harrison Butker, at Kansas City, 12/24/17
4, Cody Parkey, at L.A. Chargers, 9/17/17	4+ FIELD GOALS ATTEMPTED	4, Matt Prater, vs. Detroit, 10/21/18
3, Jason Sanders, at Houston, 10/25/18	3+ FIELD GOALS ATTEMPTED	3, Jason Myers, vs. N.Y. Jets, 11/4/18
6, Olindo Mare, at New England, 10/17/99	6+ FIELD GOALS MADE	Never happened
5, Dan Carpenter, at Cincinnati, 10/31/10	5+ FIELD GOALS MADE	5, Harris Butker, at Kansas City, 12/24/17
4, Cody Parkey, at L.A. Chargers, 9/17/17	4+ FIELD GOALS MADE	4, Matt Prater, vs. Detroit, 10/21/18
3, Jason Sanders, at Houston, 10/25/18	3+ FIELD GOALS MADE	4, Matt Prater, vs. Detroit, 10/21/18
vs. Buffalo, 12/31/17	SUCCESSFUL ONSIDE KICK	at Buffalo, 12/18/11
at Houston, 10/25/18	FAILED ONSIDE KICK ATTEMPT	vs. Oakland, 9/23/18



GAME SUMMARIES & GAME BOOK



2018 GAME RECAPS

WEEK 1

SEPT. 9, 2018 | MIAMI GARDENS, FLA.
HARD ROCK STADIUM
ATTENDANCE: 65,184 | TV: FOX

TENNESSEE 20	MIAMI 27
---------------------	-----------------

SCORING SUMMARY					
	1	2	3	4	F
Tennessee	3	0	0	17	20
Miami	0	7	3	17	27

In what had to be one of the strangest season openers in NFL history, the Dolphins struck for big plays to defeat the Tennessee Titans at Hard Rock Stadium.

Jakeem Grant scored on a 102-yard kickoff return in the first minute of the fourth quarter to break a 10-10 tie and Ryan Tannehill later hit Kenny Stills with a 75-yard touchdown pass to highlight the 27-20 victory.

Reshad Jones also played a big role in the victory. His 54-yard return of his second interception of the game set up Jason Sanders' 30-yard field goal that gave the Dolphins a 10-point cushion with 3:49 left in the fourth quarter. Tennessee kicked a field goal with 11 seconds left in their hope of pulling off a miracle comeback, but rookie Jerome Baker recovered the ensuing onside kick to clinch the victory.

Jones became the first Dolphins safety since 2004 to have two interceptions in one game.

Stills' touchdown was his second of the game. He had a 10-yard TD reception in the second quarter that gave the Dolphins a 7-3 lead.

Grant's touchdown, the second-longest kickoff return in franchise history behind only a 105-yarder by Mercury Morris in 1973, came right after Tennessee had tied the game with a 1-yard touchdown run by Dion Lewis. Grant became the fourth player to have punt and kickoff returns for touchdowns for the Dolphins, as he joined Ted Ginn Jr., Marcus Thigpen and Freddie Solomon.

Tennessee also scored on a kickoff return, with Darius Jennings answering Stills' long touchdown with a 94-yard touchdown to make it 24-17.

Thanks to two delays right around two hours because of lightning near Hard Rock Stadium, the game set a record as the longest in NFL history. The game lasted a little more than seven hours, easily beating the previous mark of 5 hours, 16 minutes, according to the Elias Sports Bureau.

The first delay occurred late in the second quarter and the second took place midway through the third quarter.

The Dolphins' 98-yard scoring drive in the second quarter was the third-longest in team history and the longest since a 99-yard drive Sept. 24, 1989 against the New York Jets.

The game first was delayed almost two hours because of lightning around Hard Rock Stadium. The stoppage came with 1:11 left in the first half and Tennessee facing a third-and-1 from its 24-yard line.

The second delay came with 6:47 left in the third quarter and lasted 2 hours and 2 minutes.

SCORING DRIVES

TEAM	QTR	TIME	PLAY (EXTRA POINT) (DRIVE INFO)	TEN	MIA
Titans	1	10:18	R.Succop 47 yd. Field Goal (9-37, 4:42)	3	0
Dolphins	2	11:21	K.Stills 10 yd. pass from R.Tannehill (J.Sanders kick) (12-98, 5:21)	3	7
Dolphins	3	4:05	J.Sanders 27 yd. Field Goal (6-19, 2:37)	3	10
Titans	4	14:17	D.Lewis 4 yd. run (R.Succop kick) (9-75, 4:48)	10	10
Dolphins	4	14:04	J.Grant 102 yd. kickoff return (J.Sanders kick) (0-0, 0:13)	10	17
Dolphins	4	10:22	K.Stills 75 yd. pass from R.Tannehill (J.Sanders kick) (4-89, 1:17)	10	24
Titans	4	10:11	D.Jennings 94 yd. kickoff return (R.Succop kick) (0-0, 0:11)	17	24
Dolphins	4	3:49	J.Sanders 30 yd. Field Goal (4-0, 2:15)	17	27
Titans	4	0:11	R.Succop 53 yd. Field Goal (6-45, 0:56)	20	27

GAME STATISTICS

RUSHING (Att-Yds-TD):

Tennessee: D. Lewis 16-75-1, D. Henry 10-26, M. Mariota 3-15.
Miami: F. Gore 9-61, K. Drake 14-48, A. Wilson 2-7, R. Tannehill 4-4.

PASSING (A-C-Y-TD-I):

Tennessee: B. Gabbert 22-11-117-0-1, M. Mariota 16-9-103-0-2.
Miami: R. Tannehill 28-20-230-2-2.

RECEIVING (Rec-Yds-TD):

Tennessee: C. Davis 6-62, D. Lewis 5-35, D. Walker 4-52, L. Stocker 2-37, T. Sharpe 1-17, J. Smith 1-12, D. Henry 1-5.
Miami: J. Grant 5-38, K. Stills 4-106-2, D. Amendola 4-26, A. Wilson 3-31, K. Drake 3-18, M. Gesicki 1-11.

SACKS (Sk-Yds):

Tennessee: K. Correa 1-8.
Miami: None.

INTERCEPTIONS (Int-Yds):

Tennessee: M. Butler 1-34, K. Vaccaro 1-0.
Miami: R. Jones 2-80, K. Alonso 1-1.

FORCED FUMBLES:

Tennessee: None.
Miami: None.

FUMBLE RECOVERIES (No-Yds):

Tennessee: None.
Miami: None.

TEAM STATS	TEN	MIA
FIRST DOWNS	19	18
Rushing	4	7
Passing	13	9
Penalty	2	2
3RD-DOWN EFFICIENCY	6 FOR 14	2 FOR 10
4TH-DOWN EFFICIENCY	0 FOR 2	0 FOR 1
TOTAL NET YARDS	336	342
TOTAL NET PLAYS	67	58
Average Gain	5.0	5.9
NET YARDS RUSHING	116	120
Rushes	29	29
Yards per Rush	4.0	4.1
NET YARDS PASSING	220	222
Completed - Attempted	20-38	20-28
Yards per Pass Play	5.8	7.7
Sacked - Yards Lost	0-0	1-8
Had Intercepted	3	2
PUNTS - AVERAGE	4-179-44.8	4-215-53.8
RETURN YARDAGE	199	207
Punts - Return Yards	2-44	2-1
Kickoffs - Return Yards	2-121	2-125
Interceptions - Return Yards	2-34	3-81
PENALTIES - YARDS	5-48	7-51
FUMBLES - LOST	0-0	0-0
RED-ZONE EFFICIENCY	1 FOR 2	1 FOR 5
GOAL-TO-GO EFFICIENCY	1 FOR 2	1 FOR 2
TIME OF POSSESSION	29:35	30:25



2018 GAME RECAPS

WEEK 2

SEPT. 16 2018 | EAST RUTHERFORD, N.J.
METLIFE STADIUM
ATTENDANCE: 77,982 | TV: CBS

SCORING SUMMARY

MIAMI 20	N.Y. JETS 12
-----------------	---------------------

	1	2	3	4	F
Miami	7	13	0	0	20
N.Y. Jets	0	0	6	6	12

The Dolphins used a big first half to produce their first 2-0 start in five years.

Ryan Tannehill threw two touchdown passes and the defense came up with two takeaways to help the Dolphins build a 20-0 lead on their way to a 20-12 victory against the New York Jets at MetLife Stadium.

It's the Dolphins' first 2-0 start since 2013 when they started 3-0.

Albert Wilson and A.J. Derby caught the touchdown passes and running back Kenyan Drake had the other touchdown for the Dolphins, who got interceptions by safety T.J. McDonald and cornerback Xavier Howard along with a fumble recovery by linebacker Raekwon McMillan.

Tannehill ended the first half 12-for-15 for 116 yards with two touchdowns and a 138.5 passer rating.

The Dolphins spoiled the first home game for Jets rookie quarterback Sam Darnold, who passed for 334 yards and a touchdown, but had a 74.6 passer rating because of those two interceptions.

The Dolphins didn't score in the second half but the offense came up with a clutch game-clinching drive that featured four first downs and ate up the final 5:56 of the game.

Frank Gore became the fourth-leading rusher in NFL history, passing Curtis Martin with an 8-yard run in the third quarter. He now trails only Emmitt Smith, Walter Payton and Barry Sanders. Gore had a key 20-yard reception on a fourth-quarter drive that helped the Dolphins run out the clock.

Tannehill was used as a runner in this game, starting from the first snap when he kept the ball on an option play and sprinted for a 20-yard gain before sliding. He later had a 5-yard run off a similar play. He had a key 14-yard gain on another keeper in the fourth quarter before clinching the victory with an 8-yard run on third-and-6 on the final play before the two-minute warning with the Jets out of timeouts.

Defensive end Robert Quinn again was a force along the defensive line. He induced a false start penalty, later pushed Sam Darnold into the pocket and ringer into the arms of Jordan Phillips for the Dolphins' first sack of the season, and then had a sack himself.

Punter Matt Haack was an unsung hero in the first half as he had four punts inside the 20-yard line, including one that forced the Jets to start at their 4-yard line.

The Dolphins opened the scoring after their first takeaway, McDonald's interception that he returned 31 yards to the Jets 14-yard line. After Wilson starting 3 yards on a Wildcat run, Drake went in almost untouched on third-and-1 thanks to some key blocks by Laremy Tunsil and Ted Larsen, the new starting left guard after four-time Pro Bowl selection Josh Sitton was placed on injured reserve.

McMillan's fumble recovery at the Jets 49-yard line after fellow linebacker Kiko Alonso knocked the ball loose from wide receiver Robby Anderson set up the Dolphins' second touchdown.

SCORING DRIVES

TEAM	QTR	TIME	PLAY (EXTRA POINT) (DRIVE INFO)	MIA	NYJ
Dolphins	1	1:12	K.Drake 6 yd. run (J.Sanders kick) (3-15, 1:29)	7	0
Dolphins	2	4:10	A.Wilson 29 yd. pass from R.Tannehill (J.Sanders kick) (2-49, 0:46)	14	0
Dolphins	2	0:42	A.Derby 19 yd. pass from R.Tannehill (kick failed, wr) (8-62, 1:47)	20	0
Jets	3	11:51	B.Powell 28 yd. pass from S.Darnold (kick failed, wl) (7-75, 3:09)	20	6
Jets	4	10:06	J.Myers 55 yd. Field Goal (11-22, 6:14)	20	9
Jets	4	5:56	J.Myers 41 yd. Field Goal (10-63, 3:05)	20	12

GAME STATISTICS

RUSHING (Att-Yds-TD):

Miami: K. Drake 11-53-1, R. Tannehill 8-44, F. Gore 9-25, A. Wilson 2-8, J. Grant 1-5.
N.Y. Jets: I. Crowell 12-35, B. Powell 5-6, S. Darnold 2-1.

PASSING (A-C-Y-TD-I):

Miami: R. Tannehill 23-17-168-2-0.
N.Y. Jets: S. Darnold 41-25-334-1-2.

RECEIVING (Rec-Yds-TD):

Miami: D. Amendola 4-32, K. Drake 4-17, A. Wilson 3-37-1, J. Grant 2-27, K. Stills 2-17, A. Derby 1-19-1, F. Gore 1-19.
N.Y. Jets: Q. Enunwa 7-92, B. Powell 5-74-1, T. Pryor 4-84, R. Anderson 3-27, C. Herndon 2-30, I. Crowell 2-4, E. Tomlinson 1-24, J. Kearse 1(-1).

SACKS (Sk-Yds):

Miami: R. Quinn 1-6, J. Phillips 1-5, W. Hayes 1-3.
N.Y. Jets: J. Jenkins 1-17, H. Anderson 1-15, B. Copeland 1-8, J. Adams 1-6.

INTERCEPTIONS (Int-Yds):

Miami: T. McDonald 1-31, X. Howard 1-0.
N.Y. Jets: None.

FORCED FUMBLES:

Miami: K. Alonso 2.
N.Y. Jets: J. Jenkins 1, J. Adams 1.

FUMBLE RECOVERIES (No-Yds):

Miami: R. McMillan 1-0.
N.Y. Jets: J. Jenkins 1-0, A. Williamson 1-0.

TEAM STATS	MIA	NYJ
FIRST DOWNS	18	21
Rushing	6	3
Passing	9	17
Penalty	3	1
3RD-DOWN EFFICIENCY	6 FOR 13	3 FOR 10
4TH-DOWN EFFICIENCY	0 FOR 0	0 FOR 0
TOTAL NET YARDS	257	362
TOTAL NET PLAYS	58	63
Average Gain	4.4	5.7
NET YARDS RUSHING	135	42
Rushes	31	19
Yards per Rush	4.4	2.2
NET YARDS PASSING	122	320
Completed - Attempted	17-23	25-41
Yards per Pass Play	4.5	7.3
Sacked - Yards Lost	4-46	3-14
Had Intercepted	0	2
PUNTS - AVERAGE	6-295-49.2	5-263-52.6
RETURN YARDAGE	113	44
Punts - Return Yards	3-48	1-4
Kickoffs - Return Yards	1-34	0-0
Interceptions - Return Yards	2-31	0-0
PENALTIES - YARDS	2-10	7-50
FUMBLES - LOST	3-2	4-1
RED-ZONE EFFICIENCY	2 FOR 3	0 FOR 2
GOAL-TO-GO EFFICIENCY	0 FOR 0	0 FOR 0
TIME OF POSSESSION	28:25	31:35



2018 GAME RECAPS

WEEK 3

SEPT. 23, 2018 | MIAMI GARDENS, FLA.
HARD ROCK STADIUM
ATTENDANCE: 65,667 | TV: CBS

OAKLAND 20	MIAMI 28
-------------------	-----------------

SCORING SUMMARY					
	1	2	3	4	F
Oakland	7	3	7	3	20
Miami	0	7	7	14	28

Head Coach Adam Gase pulled out his bag of tricks Sunday, and it helped produce a thrilling comeback victory for the Dolphins.

Jakeem Grant scored two touchdowns in the fourth quarter off gadget plays and the Dolphins overcame a 17-7 deficit to defeat the Oakland Raiders 28-20 at Hard Rock Stadium and move to 3-0 on the season.

Grant gave the Dolphins the lead for good with 7:18 on a 52-yard pass from wide receiver Albert Wilson (a quarterback in high school) after quarterback Ryan Tannehill handed the ball to Frank Gore, who then flipped it to Wilson.

Grant earlier scored on a 16-yard reception when he took a flip from Tannehill as he was running across the line of scrimmage to the right with the quarterback in shotgun formation.

The Dolphins added to their lead when Wilson scored on a 74-yard reception on the final snap before the two-minute warning off the same play, except this one when he was running to the left.

Wilson's touchdown came two plays after cornerback Xavier Howard preserved the Dolphins' 21-17 lead when he came up with his second interception of the game, his third in two games. Howard picked off Derek Carr in the end zone after Oakland had a first-and-10 from the Miami 13-yard line.

Oakland kicked a field goal with 20 seconds left to the final points of the game before Wilson recovered the ensuing onside kick to clinch the victory.

Tannehill, who preceded Wilson's TD pass with an 18-yard scramble, earlier threw a 34-yard touchdown strike to Kenny Stills.

Oakland dominated the time of possession and had the advantage in yardage in a game that physically was difficult for the Dolphins.

The Dolphins lost defensive linemen William Hayes and Akeem Spence in the first half.

Hayes sustained a knee injury when he sacked Carr on third down, one play after he tackled running back Doug Martin for a loss.

Spence was ejected from the game in the second quarter when he was penalized after Cameron Wake had sacked Carr on third down. The penalty kept alive a drive that ate up 8:36 and ended with a short field goal by Mike Nugent.

Tight end A.J. Derby missed the second half after being sidelined by a foot injury, and defensive end Andre Branch didn't return after sustaining a knee injury in the third quarter.

SCORING DRIVES

TEAM	QTR	TIME	PLAY (EXTRA POINT) (DRIVE INFO)	OAK	MI
Raiders	1	13:34	J.Nelson 12 yd. pass from D.Carr (M.Nugent kick) (4-75, 1:26)	7	0
Dolphins	2	12:11	K.Stills 34 yd. pass from R.Tannehill (J.Sanders kick) (3-35, 1:31)	7	7
Raiders	2	3:34	M.Nugent 25 yd. Field Goal (16-68, 8:37)	10	7
Raiders	3	2:58	M.Lynch 1 yd. run (M.Nugent kick) (15-67, 9:44)	17	7
Dolphins	3	0:55	J.Grant 18 yd. pass from R.Tannehill (J.Sanders kick) (4-70, 2:03)	17	14
Dolphins	4	7:18	J.Grant 52 yd. pass from A.Wilson (J.Sanders kick) (2-70, 0:48)	17	21
Dolphins	4	2:00	A.Wilson 74 yd. pass from R.Tannehill (J.Sanders kick) (2-80, 0:54)	17	28
Raiders	4	0:20	M.Nugent 52 yd. Field Goal (6-41, 1:40)	20	28

GAME STATISTICS

RUSHING (Att-Yds-TD):

Oakland: M. Lynch 19-64-1, D. Martin 9-43, M. Bryant 1-4, K. Smith 1-0, D. Carr 2-(-2).
Miami: R. Tannehill 3-26, F. Gore 6-12, K. Drake 5-3.

PASSING (A-C-Y-TD-I):

Oakland: D. Carr 39-27-345-1-2.
Miami: R. Tannehill 23-17-289-3-0, A. Wilson 1-1-52-1-0.

RECEIVING (Rec-Yds-TD):

Oakland: J. Nelson 6-173-1, J. Richard 6-59, J. Cook 5-31, M. Lynch 3-22, M. Bryant 2-30, A. Cooper 2-17, D. Harris 2-11, K. Smith 1-2.
Miami: K. Stills 3-61-1, D. Amendola 3-42, M. Gesicki 3-31, A. Wilson 2-74-1, J. Grant 2-70-2, D. Parker 2-40, K. Drake 2-7, A. Derby 1-16.

SACKS (Sk-Yds):

Oakland: C. McDonald 1-9.
Miami: C. Wake 1-8, W. Hayes 1-7, V. Taylor 1-5.

INTERCEPTIONS (Int-Yds):

Oakland: None.
Miami: X. Howard 2-39.

FORCED FUMBLES:

Oakland: None.
Miami: None.

FUMBLE RECOVERIES (No-Yds):

Oakland: None.
Miami: None.

TEAM STATS	OAK	MI
FIRST DOWNS	25	13
Rushing	5	2
Passing	17	11
Penalty	3	0
3RD-DOWN EFFICIENCY	7 FOR 13	2 FOR 8
4TH-DOWN EFFICIENCY	0 FOR 1	0 FOR 0
TOTAL NET YARDS	434	373
TOTAL NET PLAYS	74	39
Average Gain	5.9	9.6
NET YARDS RUSHING	109	41
Rushes	32	14
Yards per Rush	3.4	2.9
NET YARDS PASSING	325	332
Completed - Attempted	27-39	18-24
Yards per Pass Play	7.7	13.3
Sacked - Yards Lost	3-20	1-9
Had Intercepted	2	0
PUNTS - AVERAGE	3-112-37.3	6-282-47.0
RETURN YARDAGE	50	144
Punts - Return Yards	3-11	0-0
Kickoffs - Return Yards	2-39	4-105
Interceptions - Return Yards	0-0	2-39
PENALTIES - YARDS	8-38	9-74
FUMBLES - LOST	1-0	0-0
RED-ZONE EFFICIENCY	2 FOR 5	1 FOR 1
GOAL-TO-GO EFFICIENCY	1 FOR 3	0 FOR 0
TIME OF POSSESSION	38:31	21:29



2018 GAME RECAPS

WEEK 4

SEPT. 30, 2018 | FOXBOROUGH, MASS.
GILLETTE STADIUM
ATTENDANCE: 65,667 | TV: CBS

SCORING SUMMARY

	1	2	3	4	F
Miami	0	0	0	7	7
New England	3	21	7	7	38

MIAMI 7

NEW ENGLAND 38

It was a difficult afternoon for the Miami Dolphins at Gillette Stadium.

Tom Brady passed for three touchdowns and running back James White had rushing and receiving scores as the New England Patriots handed the Dolphins their first loss of the season, 38-7.

Running back Frank Gore scored the Dolphins' only touchdown with 2:42 left in the fourth quarter on a 6-yard reception from quarterback Brock Osweiler, who replaced Ryan Tannehill in the fourth quarter with the outcome already decided.

Along with White, Cordarrelle Patterson and Philip Dorsett caught TD passes and rookie first-round pick Sony Michel had his first NFL rushing touchdown.

For the Dolphins, the highlights were few and far between.

Rookie first-round pick Minkah Fitzpatrick, who made his second NFL start with two-time Pro Bowl selection Reshad Jones again sitting out because of a shoulder injury, had his first career interception in the fourth quarter.

Fellow Dolphins rookie Kalen Ballage appeared in his first NFL game and his first professional carry in the fourth quarter, and it was good for 2 yards.

Cornerback Bobby McCain had a pick on New England's second offensive possession.

McCain, however, missed the second half after sustaining a knee injury.

Center Daniel Kilgore sustained an arm injury in the first half and did not return.

The Dolphins began the game without five injured players, including safety Reshad Jones and wide receiver DeVante Parker. Also on the inactive list were defensive end Andre Branch, linebacker Chase Allen and tight end A.J. Derby.

The Dolphins went into halftime trailing 24-0 after being outgained 272-75 in the first half and failing to convert a third down until the final play of the half.

The game started on a good note for the Dolphins, with Tannehill completing a 22-yard pass to Kenny Stills on the first snap of the game. But it went downhill from there.

SCORING DRIVES

TEAM	QTR	TIME	PLAY (EXTRA POINT) (DRIVE INFO)	MI	NE
Patriots	1	5:28	S.Gostkowski 20 yd. Field Goal (13-74, 6:37)	0	3
Patriots	2	12:01	C.Patterson 55 yd. pass from T.Brady (S.Gostkowski kick) (5-67, 2:08)	0	10
Patriots	2	7:29	J.White 22 yd. run (S.Gostkowski kick) (1-22, 0:07)	0	17
Patriots	2	0:18	P.Dorsett 9 yd. pass from T.Brady (S.Gostkowski kick) (15-85, 5:31)	0	24
Patriots	3	6:49	J.White 14 yd. pass from T.Brady (S.Gostkowski kick) (9-59, 5:01)	0	31
Patriots	4	13:43	S.Michel 10 yd. run (S.Gostkowski kick) (12-90, 6:30)	0	38
Dolphins	4	2:42	F.Gore 6 yd. pass from B.Osweiler (J.Sanders kick) (13-75, 7:10)	7	38

GAME STATISTICS

RUSHING (Att-Yds-TD):

Miami: F. Gore 11-41, B. Osweiler 1-7, K. Drake 3-3, K. Ballage 1-3, A. Wilson 1-2, R. Tannehill 1-0.
New England: S. Michel 25-112-1, J. White 8-44-1, K. Barner 3-11, C. Patterson 1-11, B. Hoyer 3(-3).

PASSING (A-C-Y-TD-J):

Miami: R. Tannehill 20-11-100-0-1, B. Osweiler 5-4-35-1-0.
New England: T. Brady 35-23-274-3-2.

RECEIVING (Rec-Yds-TD):

Miami: A. Wilson 4-19, K. Stills 3-40, D. Amendola 2-21, J. Grant 2-17, F. Gore 2-16, K. Drake 1-13, M. Gesicki 1-9.
New England: J. White 8-68-1, P. Dorsett 4-55-1, R. Gronkowski 4-44, C. Patterson 3-54-1, J. Gordon 2-32, C. Hogan 1-25, D. Allen 1(-4).

SACKS (Sk-Yds):

Miami: None.
New England: J. Simon 1-10, A. Butler 1-9.

INTERCEPTIONS (Int-Yds):

Miami: M. Fitzpatrick 1-14, B. McCain 1-0.
New England: J. Jackson 1-0.

FORCED FUMBLES:

Miami: None.
New England: None.

FUMBLE RECOVERIES (No-Yds):

Miami: None.
New England: K. Van Noy 1-0.

TEAM STATS	MI	NE
FIRST DOWNS	11	26
Rushing	1	10
Passing	8	13
Penalty	2	3
3RD-DOWN EFFICIENCY	3 FOR 11	10 FOR 15
4TH-DOWN EFFICIENCY	1 FOR 1	0 FOR 0
TOTAL NET YARDS	172	449
TOTAL NET PLAYS	45	75
Average Gain	3.8	6.0
NET YARDS RUSHING	56	175
Rushes	18	40
Yards per Rush	3.1	4.4
NET YARDS PASSING	116	274
Completed - Attempted	15-25	23-35
Yards per Pass Play	4.3	7.8
Sacked - Yards Lost	2-19	0-0
Had Intercepted	1	2
PUNTS - AVERAGE	7-293-41.9	2-80-40.0
RETURN YARDAGE	78	45
Punts - Return Yards	2-23	5-45
Kickoffs - Return Yards	2-41	0-0
Interceptions - Return Yards	2-14	1-0
PENALTIES - YARDS	10-89	6-57
FUMBLES - LOST	1-1	0-0
RED-ZONE EFFICIENCY	1 FOR 1	3 FOR 4
GOAL-TO-GO EFFICIENCY	0 FOR 0	2 FOR 3
TIME OF POSSESSION	23:38	36:22



2018 GAME RECAPS

WEEK 5

OCT. 7, 2018 | CINCINNATI, OHIO
PAUL BROWN STADIUM
ATTENDANCE: 52,708 | TV: CBS

SCORING SUMMARY

	1	2	3	4	F
Miami	0	14	3	0	17
Cincinnati	0	0	3	24	27

MIAMI 17

CINCINNATI 27

The Dolphins played inspired football for three quarters despite being short-handed, but they couldn't hold off the Cincinnati Bengals.

Cincinnati scored 24 unanswered points in the fourth quarter to defeat the Dolphins 27-17 at Paul Brown Stadium.

Randy Bullock kicked a 20-yard field goal with 3:30 remaining to give Cincinnati the lead before rookie defensive end Sam Hubbard scored on a 19-yard fumble return, the second touchdown by a Bengals defensive lineman in that forgettable fourth quarter.

The Dolphins led 17-0 in the third quarter and took a 17-3 lead into the fourth.

They built their lead thanks to a 28-yard touchdown pass from Ryan Tannehill to running back Kenyan Drake and a 71-yard punt return by Jakeem Grant, who became the first player in franchise history with a punt return and a kickoff for touchdowns in the same season.

Grant was sidelined for a period of time in the first half after being injured on the opening kickoff, but he didn't show any ill effects on his punt return when he cut to the right and tightened the right sideline after getting around the Cincinnati coverage team. Grant initially was ruled out of bounds at the 2-yard line, but the call was corrected after a replay review.

The Dolphins led 14-0 at the half, thanks mostly to some big plays on special teams and a key interception.

With the Dolphins leading 7-0, Vincent Taylor blocked a 37-yard field goal attempt to preserve that margin.

The Dolphins turned back a Cincinnati scoring threat on the Bengals' first possession when safety Reshad Jones, back in the lineup after missing two games, got his hand on a pass intended for A.J. Green and linebacker Kiko Alonso picked off the deflection.

It was the 10th interception of the season for the Dolphins, who had nine all of 2017.

The Dolphins opened the scoring with an impressive 11-play, 95-yard drive that ended with Tannehill's touchdown pass to Drake. The Dolphins converted two third-down situations on the drive and also overcame a first-and-20 situation.

The big plays on defense weren't limited to Alonso's interception, however, because defensive ends Cameron Malveaux and Robert Quinn, defensive tackle Davon Godchaux and rookie safety Minkah Fitzpatrick all had tackles for loss. Fitzpatrick's tackle of Tyler Boyd on a wide receiver screen on third-and-2 from the Cincinnati 25-yard line forced the punt that Grant returned for a touchdown.

SCORING DRIVES

TEAM	QTR	TIME	PLAY (EXTRA POINT) (DRIVE INFO)	MIA	CIN
Dolphins	2	7:22	K.Drake 22 yd. pass from R.Tannehill (J.Sanders kick) (11-95, 6:08)	7	0
Dolphins	2	0:23	J.Grant 71 yd. punt return (J.Sanders kick)	14	0
Dolphins	3	9:25	J.Sanders 42 yd. Field Goal (6-28, 3:25)	17	0
Bengals	3	5:07	R.Bullock 51 yd. Field Goal (8-42, 4:18)	17	3
Bengals	4	14:54	J.Mixon 18 yd. pass from A.Dalton (R.Bullock kick) (8-71, 3:30)	17	10
Bengals	4	11:43	M.Johnson 22 yd. interception return (R.Bullock kick)	17	17
Bengals	4	3:30	R.Bullock 20 yd. Field Goal (9-62, 4:00)	17	20
Bengals	4	2:37	S.Hubbard 19 yd. fumble return (R.Bullock kick)	17	27

GAME STATISTICS

RUSHING (Att-Yds-TD):

Miami: F. Gore 12-63, K. Drake 6-46, R. Tannehill 3-17, K. Ballage 1-2.
Cincinnati: J. Mixon 22-93, A. Dalton 4-10.

PASSING (A-C-Y-TD-I):

Miami: R. Tannehill 35-20-185-1-2.
Cincinnati: A. Dalton 30-20-248-1-1.

RECEIVING (Rec-Yds-TD):

Miami: K. Drake 7-69-1, A. Wilson 5-43, D. Amendola 3-30, M. Gesicki 3-26, K. Stills 2-17.
Cincinnati: A. Green 6-112, T. Boyd 4-44, A. Erickson 3-24, J. Mixon 3-22-1, C. Uzomah 2-43, M. Walton 2-3.

SACKS (Sk-Yds):

Miami: J. Baker 2-19.
Cincinnati: G. Atkins 2-16, C. Dunlap 1-0.

INTERCEPTIONS (Int-Yds):

Miami: K. Alonso 1-15.
Cincinnati: M. Johnson 1-22-1, J. Bates 1-0.

FORCED FUMBLES:

Miami: None.
Cincinnati: C. Dunlap 1.

FUMBLE RECOVERIES (No-Yds):

Miami: None.
Cincinnati: S. Hubbard 1-19-1.

TEAM STATS	MIA	CIN
FIRST DOWNS	17	17
Rushing	5	3
Passing	10	12
Penalty	2	2
3RD-DOWN EFFICIENCY	4 FOR 13	2 FOR 11
4TH-DOWN EFFICIENCY	1 FOR 1	0 FOR 0
TOTAL NET YARDS	297	332
TOTAL NET PLAYS	60	58
Average Gain	5.0	5.7
NET YARDS RUSHING	128	103
Rushes	22	26
Yards per Rush	5.8	4.0
NET YARDS PASSING	169	229
Completed - Attempted	20-35	20-30
Yards per Pass Play	4.4	7.2
Sacked - Yards Lost	3-16	2-19
Had Intercepted	2	1
PUNTS - AVERAGE	5-209-41.8	4-173-43.3
RETURN YARDAGE	189	41
Punts - Return Yards	3-85	2-19
Kickoffs - Return Yards	3-89	0-0
Interceptions - Return Yards	1-15	2-22
PENALTIES - YARDS	9-85	6-47
FUMBLES - LOST	1-1	0-0
RED-ZONE EFFICIENCY	0 FOR 0	1 FOR 4
GOAL-TO-GO EFFICIENCY	0 FOR 0	0 FOR 1
TIME OF POSSESSION	29:25	30:35



2018 GAME RECAPS

WEEK 6

OCT. 14, 2018 | MIAMI GARDENS, FLA.
HARD ROCK STADIUM
ATTENDANCE: 65,791 | TV: FOX

SCORING SUMMARY

CHICAGO 28	MIAMI 31	SCORING SUMMARY					
		1	2	3	4	OT	F
Chicago		0	0	21	7	0	28
Miami		7	0	6	15	3	31

The Dolphins overcame adversity Sunday when they pulled out a heart-stopping victory at Hard Rock Stadium.

Jason Sanders kicked a 47-yard field goal as time expired in overtime to give the Dolphins a 31-28 victory against the Chicago Bears.

The kick capped a wild overtime, which came after a wild second half. The Dolphins appeared headed for victory on the opening possession of overtime before Kenyan Drake fumbled into the end zone with a clear path to a game-winning touchdown. Chicago then drove into field goal position, but former Dolphins kicker Cody Parkey was wide right on a 53-yard attempt.

Drake did the bulk of the work on the game-winning drive, starting it with a 4-yard run and then adding a 15-yard reception to move the ball to the Bears 38-yard line.

The Dolphins put up big numbers against the No. 1 defense in the NFL, finishing with 541 total yards. Quarterback Brock Osweiler, starting in place of injured starter Ryan Tannehill, threw for a career-high 380 yards; running back Frank Gore rushed for 101 yards; and wide receiver Albert Wilson had 155 receiving yards, including touchdowns of 43 and 75 yards in the fourth quarter.

This was the first time the Dolphins had a 300-yard passer, a 100-yard rusher and a 100-yard receiver since 1991 when Dan Marino (307), Mark Higgs (131) and Tony Martin (106) did it in a 33-14 victory against the Tampa Bay Buccaneers.

The Dolphins and Bears combined for 49 points in the second half after Miami went into halftime with a 7-0 lead.

Osweiler passed for three touchdowns, the first a 5-yard connection with tight end Nick O'Leary for the only score of the first half.

Sanders made three field goals, including kicks of 50 and 25 yards in the third quarter.

The Dolphins defense gave up big plays, but also came up with three takeaways. Linebacker Kiko Alonso recovered a fumble and forced another that was recovered by cornerback Xavier Howard, and safety T.J. McDonald had an interception.

Alonso's fumble recovery and McDonald came near or inside the Dolphins end zone and kept points off the boards.

SCORING DRIVES

TEAM	QTR	TIME	PLAY (EXTRA POINT) (DRIVE INFO)	CHI	MIA
Dolphins	1	8:38	N.O'Leary 5 yd. pass from B.Osweiler (J.Sanders kick) (7-54, 3:39)	0	7
Bears	3	13:23	T.Burton 9 yd. pass from M.Trubisky (C.Parkey kick) (3-75, 1:37)	7	7
Bears	3	11:28	A.Robinson II 12 yd. pass from M.Trubisky (C.Parkey kick) (1-12, 0:05)	14	7
Dolphins	3	7:50	J.Sanders 50 yd. Field Goal (8-43, 3:38)	14	10
Bears	3	6:50	T.Cohen 21 yd. run (C.Parkey kick) (3-75, 1:00)	21	10
Dolphins	3	0:25	J.Sanders 25 yd. Field Goal (11-68, 6:25)	21	13
Dolphins	4	9:08	A.Wilson 43 yd. pass from B.Osweiler (B.Osweiler-K.Stills pass) (6-80, 3:05)	21	21
Bears	4	3:17	A.Miller 29 yd. pass from M.Trubisky (C.Parkey kick) (11-75, 5:51)	28	21
Dolphins	4	3:01	A.Wilson 75 yd. pass from B.Osweiler (J.Sanders kick) (1-75, 0:16)	28	28
Dolphins	OT	0:00	J.Sanders 47 yd. Field Goal (6-28, 1:55)	28	31

GAME STATISTICS

RUSHING (Att-Yds-TD):

Chicago: J. Howard 14-69, M. Trubisky 8-47-1, T. Cohen 5-31-1, T. Gabriel 1-9, B. Cunningham 3-8.
Miami: F. Gore 15-101, K. Drake 13-57, B. Osweiler 2-8, A. Wilson 1(-5).

PASSING (A-C-Y-TD-I):

Chicago: M. Trubisky 31-22-316-3-1.
Miami: B. Osweiler 44-28-380-3-2.

RECEIVING (Rec-Yds-TD):

Chicago: T. Cohen 7-90, T. Gabriel 5-110, A. Robinson II 5-64-1, T. Burton 4-23-1, A. Miller 1-29-1.
Miami: D. Amendola 8-59, A. Wilson 6-155-2, N. O'Leary 4-49-1, K. Drake 4-21, J. Grant 3-32, K. Stills 1-35, F. Gore 1-18, M. Gesicki 1-11.

SACKS (Sk-Yds):

Miami: J. Baker 2-19.
Cincinnati: G. Atkins 2-16, C. Dunlap 1-0.

INTERCEPTIONS (Int-Yds):

Chicago: K. Fuller 2-35.
Miami: T. McDonald 1-0.

FORCED FUMBLES:

Chicago: A. Hicks 1.
Miami: K. Alonso 1, R. Quinn 1.

FUMBLE RECOVERIES (No-Yds):

Chicago: E. Goldman 1-0.
Miami: K. Alonso 1-0, X. Howard 1-0.

TEAM STATS	CHI	MIA
FIRST DOWNS	23	23
Rushing	8	6
Passing	11	15
Penalty	4	2
3RD-DOWN EFFICIENCY	8 FOR 12	8 FOR 17
4TH-DOWN EFFICIENCY	0 FOR 1	0 FOR 0
TOTAL NET YARDS	467	541
TOTAL NET PLAYS	64	75
Average Gain	7.3	7.2
NET YARDS RUSHING	164	161
Rushes	31	31
Yards per Rush	5.3	5.2
NET YARDS PASSING	303	380
Completed - Attempted	22-31	28-44
Yards per Pass Play	9.2	8.6
Sacked - Yards Lost	2-13	0-0
Had Intercepted	1	2
PUNTS - AVERAGE	2-79-39.5	4-162-40.5
RETURN YARDAGE	56	0
Punts - Return Yards	1-5	0-0
Kickoffs - Return Yards	1-16	0-0
Interceptions - Return Yards	2-35	1-0
PENALTIES - YARDS	6-58	7-67
FUMBLES - LOST	2-2	1-1
RED-ZONE EFFICIENCY	2 FOR 4	1 FOR 3
GOAL-TO-GO EFFICIENCY	0 FOR 2	1 FOR 2
TIME OF POSSESSION	33:25	36:35



2018 GAME RECAPS

WEEK 7

OCT. 21, 2018 | MIAMI GARDENS, FLA.
HARD ROCK STADIUM
ATTENDANCE: 65,265 | TV: FOX

SCORING SUMMARY

	1	2	3	4	F
Detroit	7	10	9	6	32
Miami	0	7	7	7	21

DETROIT 32

MIAMI 21

The Dolphins kept fighting back after falling behind the Detroit Lions, but they couldn't quite complete the comeback at Hard Rock Stadium.

Quarterback Brock Osweiler, making his second start in place of the injured Ryan Tannehill, passed for 195 yards and two touchdowns, and Kenyan Drake had a 54-yard scoring run in a 32-21 loss against the Detroit Lions.

Osweiler's touchdown passes went to Kenny Stills (5 yards) and Danny Amendola (24 yards), the second coming with exactly 6 minutes left in the fourth quarter.

Drake's touchdown was the longest run of the season for the Dolphins, topping a 32-yard run by Frank Gore against the Chicago Bears last Sunday.

Matthew Stafford threw two touchdown passes, both to tight end Michael Roberts, and LeGarrette Blount had a rushing touchdown for the Lions. Matt Prater kicked four field goals, including a 50-yarder right after the two-minute warning that all but clinched the victory for Detroit.

The Dolphins' last hopes disappeared when Jason Sanders was wide left on a 46-yard field goal attempt with 48 seconds remaining.

It was a difficult afternoon for the Dolphins defense, which gave up 250 rushing yards and failed to come up with a takeaway for the first time this season.

Rookie running back Kerryon Johnson had a 24-yard run on the Lions' first offensive snap and later had a 71-yard run, which was the longest against the Dolphins since 2005. Johnson finished with 158 rushing yards.

The Dolphins never led in the game and trailed 17-7 at halftime and 26-14 after the third quarter.

After the Dolphins went three-and-out on the opening possession of the game, the Lions marched 64 yards in six plays to take a 7-0 lead on Stafford's 15-yard touchdown pass to Roberts.

Johnson's 71-yard run set up a field goal that increased the Detroit lead to 10-0 before the Dolphins responded with a touchdown drive to cut their deficit to three points.

The drive featured a 25-yard completion to Albert Wilson and a 27-yard pass to rookie tight end Mike Gesicki on a third-and-1 before ending with Osweiler's TD pass to Stills in the back of the end zone on third-and-goal.

SCORING DRIVES

TEAM	QTR	TIME	PLAY (EXTRA POINT) (DRIVE INFO)	DET	MIA
Lions	1	9:12	M.Roberts 15 yd. pass from M.Stafford (M.Prater kick) (6-64, 3:36)	7	0
Lions	2	12:34	M.Prater 29 yd. Field Goal (6-85, 2:38)	10	0
Dolphins	2	7:33	K.Stills 5 yd. pass from B.Osweiler (J.Sanders kick) (11-77, 5:01)	10	7
Lions	2	1:02	L.Blount 2 yd. run (M.Prater kick) (12-75, 6:31)	17	7
Lions	3	8:32	M.Prater 28 yd. Field Goal (12-65, 6:28)	20	7
Dolphins	3	7:06	K.Drake 54 yd. run (J.Sanders kick) (5-75, 1:26)	20	14
Lions	3	3:16	M.Roberts 4 yd. pass from M.Stafford (run failed) (6-75, 3:50)	26	14
Lions	4	10:04	M.Prater 35 yd. Field Goal (7-63, 3:59)	29	14
Dolphins	4	6:00	D.Amendola 24 yd. pass from B.Osweiler (J.Sanders kick) (10-75, 4:04)	29	21
Lions	4	1:55	M.Prater 50 yd. Field Goal (8-44, 4:05)	32	21

GAME STATISTICS

RUSHING (Att-Yds-TD):

Detroit: K. Johnson 19-158, L. Blount 10-50-1, G. Tate 1-30, M. Stafford 4-9, A. Abdullah 1-1.
Miami: K. Drake 6-72-1, F. Gore 10-29, A. Wilson 2-4, B. Osweiler 1-2.

PASSING (A-C-Y-TD-I):

Detroit: M. Stafford 22-18-217-2-0.
Miami: B. Osweiler 31-22-239-2-0.

RECEIVING (Rec-Yds-TD):

Detroit: G. Tate 4-36, M. Roberts 3-48-2, M. Jones 3-29, K. Golladay 2-37, K. Johnson 2-21, L. Willson 2-8, T. Jones 1-26, A. Abdullah 1-12.
Miami: D. Amendola 6-84-1, K. Drake 4-15, M. Gesicki 3-44, A. Wilson 3-32, J. Grant 2-32, N. O'Leary 2-23, K. Stills 1-5-1, F. Gore 1-4.

SACKS (Sk-Yds):

Detroit: R. Jean Francois 2-14, R. Okwara 1-8, J. Davis 1-2.
Miami: A. Branch 1-8.

INTERCEPTIONS (Int-Yds):

Detroit: None.
Miami: None.

FORCED FUMBLES:

Detroit: None.
Miami: A. Branch 1, R. McMillan 1.

FUMBLE RECOVERIES (No-Yds):

Detroit: None.
Miami: None.

TEAM STATS	DET	MIA
FIRST DOWNS	24	19
Rushing	12	4
Passing	10	12
Penalty	2	3
3RD-DOWN EFFICIENCY	2 FOR 8	6 FOR 11
4TH-DOWN EFFICIENCY	1 FOR 1	0 FOR 0
TOTAL NET YARDS	457	322
TOTAL NET PLAYS	58	54
Average Gain	7.9	6.0
NET YARDS RUSHING	248	107
Rushes	35	19
Yards per Rush	7.1	5.6
NET YARDS PASSING	209	215
Completed - Attempted	18-22	22-31
Yards per Pass Play	9.1	6.1
Sacked - Yards Lost	1-8	4-24
Had Intercepted	0	0
PUNTS - AVERAGE	1-61-61.0	4-182-45.5
RETURN YARDAGE	15	93
Punts - Return Yards	2-15	1-19
Kickoffs - Return Yards	0-0	3-74
Interceptions - Return Yards	0-0	0-0
PENALTIES - YARDS	6-43	4-50
FUMBLES - LOST	2-0	0-0
RED-ZONE EFFICIENCY	3 FOR 6	1 FOR 1
GOAL-TO-GO EFFICIENCY	2 FOR 3	1 FOR 1
TIME OF POSSESSION	33:39	26:21



2018 GAME RECAPS

WEEK 8

OCT. 25, 2018 | HOUSTON, TEXAS
NRG STADIUM
ATTENDANCE: 71,726
TV: FOX/NFL NETWORK/AMAZON

SCORING SUMMARY

MIAMI 23	HOUSTON 42	1	2	3	4	F
Miami		7	3	10	3	23
Houston		7	7	14	14	42

The Dolphins had some memorable offensive plays Thursday night, but the Houston Texans simply had more.

Wide receiver DeVante Parker had a career-high 134 receiving yards, Kenyan Drake had two touchdowns, and wide receiver Danny Amendola threw a touchdown pass, but it wasn't enough for the Dolphins to prevent a 42-23 loss at NRG Stadium.

Rookie kicker Jason Sanders accounted for the rest of the Dolphins scoring with three field goals, from 37, 41 and 46 yards.

Houston quarterback DeShaun Watson threw five touchdown passes, including two to rookie tight end Jordan Thomas and two to wide receiver DeAndre Hopkins. One of those was a 48-yard connection, and the other touchdown pass was a 73-yard hook-up with Will Fuller.

Former Dolphins running back Lamar Miller rushed for 133 yards, including a 58-yard run early in the third quarter.

The game featured some highlight-reel plays, including a 46-yard reception by Parker on a pass that was momentarily caught by Jakeem Grant, knocked loose and then bounced off a Texans defender's helmet. There also was a circus one-handed catch by Hopkins that was nullified by offsetting penalties.

Most of all, there was disappointment for the Dolphins.

In addition to the two long pass plays, the Dolphins also gave up 188 rushing yards.

The Dolphins entered the second half trailing 14-10, but were outscored 28-13 in the final two quarters.

The deficit quickly grew to 21-10 after the 58-yard run by Miller. That set up Watson's second touchdown pass to Thomas, which came on a fourth-and-goal from the 2-yard line.

Amendola's touchdown pass cut the deficit to 21-17 and made the Dolphins the first team in NFL history to have two wide receivers with TD passes in the same season. Albert Wilson was the first to do it when he connected with Grant against the Oakland Raiders in Week 3.

Houston answered Amendola's touchdown pass just two plays later when Watson connected with Fuller on the long touchdown pass.

The Dolphins cut their deficit to 28-20 late in the third quarter when Sanders kicked a 41-yard field goal.

SCORING DRIVES

TEAM	QTR	TIME	PLAY (EXTRA POINT) (DRIVE INFO)	MIA	HOU
Dolphins	1	4:58	K.Drake 12 yd. run (J.Sanders kick) (9-69, 4:32)	7	0
Texans	1	0:31	L.Miller 2 yd. run (K.Fairbairn kick) (9-75, 4:27)	7	7
Texans	2	14:14	J.Thomas 13 yd. pass from D.Watson (K.Fairbairn kick) (2-16, 0:36)	7	14
Dolphins	2	2:57	J.Sanders 37 yd. Field Goal (10-61, 4:32)	10	14
Texans	3	11:34	J.Thomas 2 yd. pass from D.Watson (K.Fairbairn kick) (6-75, 3:26)	10	21
Dolphins	3	4:55	K.Drake 28 yd. pass from D.Amendola (J.Sanders kick) (4-51, 1:46)	17	21
Texans	3	4:21	W.Fuller 73 yd. pass from D.Watson (K.Fairbairn kick) (2-75, 0:34)	17	28
Dolphins	3	0:36	J.Sanders 41 yd. Field Goal (7-52, 3:45)	20	28
Texans	4	14:49	D.Hopkins 49 yd. pass from D.Watson (K.Fairbairn kick) (2-49, 0:47)	20	35
Dolphins	4	11:26	J.Sanders 46 yd. Field Goal (7-46, 3:23)	23	35
Texans	4	7:34	D.Hopkins 2 yd. pass from D.Watson (K.Fairbairn kick) (6-75, 3:52)	23	42

GAME STATISTICS

RUSHING (Att-Yds-TD):

Miami: K. Drake 12-58-1, F. Gore 12-53, K. Ballage 1-5.
Houston: L. Miller 18-133-1, A. Blue 15-42, D. Watson 1-14, B. Weeden 1(-1).

PASSING (A-C-Y-TD-I):

Miami: B. Osweiler 37-21-241-0-1, D. Amendola 1-1-28-1-0.
Houston: D. Watson 20-16-239-5-0.

RECEIVING (Rec-Yds-TD):

Miami: D. Parker 6-134, D. Amendola 5-43, J. Grant 4-36, M. Gesicki 4-14, K. Drake 2-37-1, F. Gore 1-5.
Houston: D. Hopkins 6-82-2, W. Fuller 5-124-1, J. Thomas 4-29-2, T. Ervin 1-4.

SACKS (Sk-Yds):

Miami: None.
Houston: T. Mathieu 1-9, J. Watt 1-6.

INTERCEPTIONS (Int-Yds):

Miami: None.
Houston: J. Reid 1-21.

FORCED FUMBLES:

Miami: None.
Houston: None.

FUMBLE RECOVERIES (No-Yds):

Miami: None.
Houston: None.

TEAM STATS	MIA	HOU
FIRST DOWNS	18	17
Rushing	6	8
Passing	11	8
Penalty	1	1
3RD-DOWN EFFICIENCY	4 FOR 13	6 FOR 12
4TH-DOWN EFFICIENCY	0 FOR 1	1 FOR 1
TOTAL NET YARDS	370	427
TOTAL NET PLAYS	65	55
Average Gain	5.7	7.8
NET YARDS RUSHING	116	188
Rushes	25	35
Yards per Rush	4.6	5.4
NET YARDS PASSING	254	239
Completed - Attempted	22-38	16-20
Yards per Pass Play	6.4	12.0
Sacked - Yards Lost	2-15	0-0
Had Intercepted	1	0
PUNTS - AVERAGE	4-188-47.0	5-211-42.2
RETURN YARDAGE	109	34
Punts - Return Yards	2-29	1-13
Kickoffs - Return Yards	3-80	0-0
Interceptions - Return Yards	0	1-21
PENALTIES - YARDS	5-63	8-57
FUMBLES - LOST	0-0	0-0
RED-ZONE EFFICIENCY	1 FOR 2	4 FOR 4
GOAL-TO-GO EFFICIENCY	0 FOR 0	3 FOR 3
TIME OF POSSESSION	31:09	28:51



2018 GAME RECAPS

WEEK 9

NOV. 4, 2018 | MIAMI GARDENS, FLA.
HARD ROCK STADIUM
ATTENDANCE: 65,533 | TV: CBS

SCORING SUMMARY

	1	2	3	4	F
N.Y. Jets	0	3	0	3	6
Miami	0	6	0	7	13

N.Y. JETS 6

MIAMI 13

The Dolphins defense bounced back in a big way. Linebacker Jerome Baker had a pick-six, one of four interceptions for the defense, and Cameron Wake and Akeem Spence each had two sacks in a 13-6 victory at Hard Rock Stadium.

Baker's touchdown with 10:48 left in the fourth quarter gave the Dolphins a 13-3 lead. The Jets moved back within a touchdown with a 56-yard field goal by Jason Myers.

After the Jets moved closer with a 56-yard field goal by Jason Myers, the Dolphins clinched their victory with interceptions by safeties T.J. McDonald and Walt Aikens. In the first half against the Jets, linebacker Kiko Alonso had his third interception of the season, moving within one of the team single-season record for linebacker, which was set by John Bramlett in 1967.

Baker became the first Dolphins rookie since 2009 to return an interception for a touchdown. Cornerback Vontae Davis did it back then against Buffalo.

Wake's two sacks gave him 17 multi-sack games in his brilliant career. In this defensive struggle, there weren't many offensive highlights, though running back Frank Gore continued his climb on the NFL's all-time charts. With a 7-yard run in the third quarter, Gore passed Barry Sanders to move into sixth place for most yards from scrimmage.

The Dolphins led 6-3 at halftime after a defensive battle that saw the teams combine to go 0-for-10 on third-down conversions before the Dolphins converted in the second quarter.

Head Coach Adam Gase was aggressive, going for it twice on fourth down in the first half with the Dolphins converting both times.

The Dolphins advanced into Jets territory on the opening possession of the game after a 25-yard completion from Brock Osweiler to Danny Amendola on the first snap, but the drive ended with a sack on third down.

The Dolphins opened the scoring early in the second quarter on Jason Sanders' 43-yard field goal, which was set up by Alonso's interception that was accompanied by a personal foul penalty on the Jets.

The Dolphins added to their lead with Sanders' second field goal with 1:11 left in the half that culminated a 14-play, 51-yard drive. The big play in the drive was Osweiler's 7-yard pass to Kenyan Drake on fourth-and-3 from the Jets 38-yard line. That was followed shortly thereafter by a 16-yard completion to Jakeem Grant on third-and-12 from the Jets 33.

The Jets cut into the Dolphins lead by marching 45 yards in 51 seconds to get a 48-yard field goal by Myers with 20 seconds left. The big play in the drive was a 20-yard completion from Sam Darnold to running back Elijah McGuire.

Rookie first-round pick Minkah Fitzpatrick showed off his versatility by lining up at boundary cornerback and safety, as well as nickel corner.

Wide receiver Kenny Stills returned to action after missing the Thursday night game against the Houston Texans because of a groin injury.

SCORING DRIVES

TEAM	QTR	TIME	PLAY (EXTRA POINT) (DRIVE INFO)	NYJ	MI
Dolphins	2	12:39	J.Sanders 43 yd. Field Goal (6-18, 3:15)	0	3
Dolphins	2	1:11	J.Sanders 27 yd. Field Goal (14-51, 6:03)	0	6
Jets	2	0:20	J.Myers 48 yd. Field Goal (7-45, 0:51)	3	6
Dolphins	4	10:48	J.Baker 25 yd. interception return (J.Sanders kick)	3	13
Jets	4	5:57	J.Myers 56 yd. Field Goal (9-37, 4:51)	6	13

GAME STATISTICS

RUSHING (Att-Yds-TD):

N.Y. Jets: I. Crowell 13-49, E. McGuire 7-30, R. Anderson 1-1.
Miami: F. Gore 20-53, K. Drake 3-9, B. Osweiler 3-4, K. Ballage 1-(-2).

PASSING (A-C-Y-TD-I):

N.Y. Jets: S. Darnold 39-21-229-0-4.
Miami: B. Osweiler 24-15-139-0-0.

RECEIVING (Rec-Yds-TD):

N.Y. Jets: C. Herndon 4-62, R. Anderson 4-32, Q. Enunwa 3-40, E. McGuire 3-37, J. Kearse 3-20, T. Cannon 1-15, I. Crowell 1-11, E. Tomlinson 1-6, J. Leggett 1-6.
Miami: D. Amendola 5-47, K. Drake 4-26, K. Ballage 2-17, K. Stills 1-19, J. Grant 1-16, D. Parker 1-8, F. Gore 1-6.

SACKS (Sk-Yds):

N.Y. Jets: J. Jenkins 2-19, A. Williamson 1-8, J. Attaochu 1-8.
Miami: C. Wake 2-17, A. Spence 2-10.

INTERCEPTIONS (Int-Yds):

N.Y. Jets: None.
Miami: J. Baker 1-25-1, K. Alonso 1-14, T. McDonald 1-10, W. Aikens 1-0.

FORCED FUMBLES:

N.Y. Jets: None.
Miami: None.

FUMBLE RECOVERIES (No-Yds):

N.Y. Jets: None.
Miami: None.

TEAM STATS	NYJ	MI
FIRST DOWNS	15	7
Rushing	5	1
Passing	8	6
Penalty	2	0
3RD-DOWN EFFICIENCY	2 FOR 13	3 FOR 16
4TH-DOWN EFFICIENCY	0 FOR 2	2 FOR 2
TOTAL NET YARDS	282	168
TOTAL NET PLAYS	64	55
Average Gain	4.4	3.1
NET YARDS RUSHING	80	64
Rushes	21	27
Yards per Rush	3.8	2.4
NET YARDS PASSING	202	104
Completed - Attempted	21-39	15-24
Yards per Pass Play	4.7	3.7
Sacked - Yards Lost	4-27	4-35
Had Intercepted	4	0
PUNTS - AVERAGE	6-277-46.2	9-402-44.7
RETURN YARDAGE	17	110
Punts - Return Yards	2-17	3-37
Kickoffs - Return Yards	0-0	1-24
Interceptions - Return Yards	0-0	4-49
PENALTIES - YARDS	5-45	5-55
FUMBLES - LOST	0-0	0-0
RED-ZONE EFFICIENCY	0 FOR 0	0 FOR 1
GOAL-TO-GO EFFICIENCY	0 FOR 0	0 FOR 0
TIME OF POSSESSION	31:34	28:26



National Football League Game Summary

NFL Copyright © 2018 by The National Football League. All rights reserved. This summary and play-by-play is for the express purpose of assisting media in their coverage of the game; any other use of this material is prohibited without the written permission of the National Football League. Updated: 11/5/2018

Date: Sunday, 11/4/2018

New York Jets at Miami Dolphins
at Hard Rock Stadium, Miami Gardens, Fla.

Start Time: 1:02 PM ET

Game Day Weather

Game Weather: Partly Sunny
Played Outdoor on Turf: Natural Grass

Temp: 87° F (30.6° C) Humidity: 62%, Wind: SSE 16 mph
Outdoor Weather: Partly Sunny,

Officials

Referee: Coleman, Walt (65)
Line Judge: Stewart, Mark (75)
Back Judge: Yette, Greg (38)

Umpire: Rice, Jeff (44)
Field Judge: Gautreaux, Greg (80)
Replay Official: Lewis, Darryll (0)

Down Judge: McKinney, Phil (110)
Side Judge: Walker, Jabir (26)

Lineups

New York Jets		Miami Dolphins	
Offense	Defense	Offense	Defense
WR 11 R.Anderson	DL 92 L.Williams	WR 11 D.Parker	DE 91 C.Wake
LT 68 K.Beachum	DL 98 M.Pennel	LT 78 L.Tunsil	DT 56 D.Godchaux
LG 77 J.Carpenter	OLB 51 B.Copeland	LG 62 T.Larsen	DT 93 A.Spence
C 61 S.Long	ILB 58 D.Lee	C 66 T.Swanson	DE 94 R.Quinn
RG 67 B.Winters	ILB 54 A.Williamson	RG 77 J.Davis	LB 47 K.Alonso
RT 72 B.Shell	OLB 48 J.Jenkins	RT 70 J.James	LB 52 R.McMillan
TE 83 E.Tomlinson	DB 41 B.Skrine	TE 83 N.O'Leary	LB 55 J.Baker
TE 89 C.Herrndon	CB 27 D.Roberts	QB 8 B.Osweller	CB 25 X.Howard
WR 10 J.Kearse	CB 21 M.Claiborne	RB 21 F.Gore	CB 29 M.Fitzpatrick
QB 14 S.Darnold	SS 33 J.Adams	WR 80 D.Amendola	S 20 R.Jones
RB 20 I.Crowell	FS 26 M.Maye	WR 10 K.Stills	S 22 T.McDonald

Substitutions

K 2 J.Myers, P 4 L.Edwards, WR 17 C.Peake, WR 18 D.Burnett, WR 19 A.Roberts, S 23 T.Brooks, RB 25 E.McGuire, CB 30 R.Robinson, RB 40 T.Cannon, LS 42 T.Hennessy, CB 43 P.Nickerson, S 45 R.Miles, LB 46 N.Hewitt, LB 55 J.Attaochu, OL 78 J.Harrison, OL 79 B.Qvale, WR 81 Q.Eunurwa, WR 82 R.Matthews, TE 86 J.Legggett, LB 93 T.Basham, DL 96 H.Anderson, DL 97 N.Shepherd, DL 99 S.McLendon

Substitutions

P 2 M.Haack, K 7 J.Sanders, WR 19 J.Grant, CB 24 T.McTyer, RB 27 K.Ballage, CB 28 B.McCain, CB 31 C.Armstrong, RB 32 K.Drake, RB 34 S.Perry, CB/S 35 W.Aikens, RB 38 B.Bolden, LB 44 S.Anthony, LB 45 M.Hull, DE 50 A.Branch, C 64 J.Brendel, T 74 Z.Sterup, DE 75 C.Malveaux, TE 81 D.Smythe, TE 86 M.Gesicki, WR 88 L.Carroo, LS 92 J.Denney, DT 97 E.Hood, DT 98 S.Williams

Did Not Play

QB 15 J.McCown

Did Not Play

QB 9 D.Fales

Not Active

CB 22 T.Johnson, CB 31 D.Jones, LB 50 F.Luvu, LB 56 K.Pierre-Louis, G 70 D.Dozier, TE 85 N.Sterling, DL 94 F.Fatukasi

Not Active

QB 17 R.Tannehill, LB 53 M.Spaight, C 73 W.Johnson, DE 76 J.Woodard, T 79 S.Young, TE 85 A.Derby, DE 90 C.Harris

Field Goals (made) & missed)

J.Myers	(48) 50WR (56)	J.Sanders	(43) (27)						
		1	2	3	4	OT	Total		
VISITOR:	New York Jets	0	3	0	3	0	6		
HOME:	Miami Dolphins	0	6	0	7	0	13		

Scoring Plays

Team	Qtr	Time	Play Description (Extra Point) (Drive Info)	Visitor	Home
Dolphins	2	12:39	J.Sanders 43 yd. Field Goal (6-18, 3:15)	0	3
Dolphins	2	1:11	J.Sanders 27 yd. Field Goal (14-51, 6:03)	0	6
Jets	2	0:20	J.Myers 48 yd. Field Goal (7-45, 0:51)	3	6
Dolphins	4	10:48	J.Baker 25 yd. interception return (J.Sanders kick)	3	13
Jets	4	5:57	J.Myers 56 yd. Field Goal (9-37, 4:51)	6	13

Paid Attendance: 65,533

Time: 2:58



New York Jets vs Miami Dolphins
11/4/2018 at Hard Rock Stadium

Final Individual Statistics

New York Jets							Miami Dolphins										
RUSHING							RUSHING										
	ATT	YDS	AVG	LG	TD		ATT	YDS	AVG	LG	TD						
I.Crowell	13	49	3.8	12	0	F.Gore	20	53	2.7	8	0						
E.McGuire	7	30	4.3	14	0	K.Drake	3	9	3.0	5	0						
R.Anderson	1	1	1.0	1	0	B.Osweller	3	4	1.3	6	0						
						K.Ballage	1	-2	-2.0	-2	0						
Total	21	80	3.8	14	0	Total	27	64	2.4	8	0						
PASSING							PASSING										
	ATT	CMP	YDS	SK/YD	TD	LG	IN	RT		ATT	CMP	YDS	SK/YD	TD	LG	IN	RT
S.Darnold	39	21	229	4/27	0	28	4	31.8	B.Osweller	24	15	139	4/35	0	26	0	78.3
Total	39	21	229	4/27	0	28	4	31.8	Total	24	15	139	4/35	0	26	0	78.3
PASS RECEIVING							PASS RECEIVING										
	TAR	REC	YDS	AVG	LG	TD		TAR	REC	YDS	AVG	LG	TD				
C.Herdon	4	4	62	15.5	28	0	D.Amendola	7	5	47	9.4	26	0				
R.Anderson	6	4	32	8.0	17	0	K.Drake	6	4	26	6.5	9	0				
Q.Enunwa	4	3	40	13.3	23	0	K.Ballage	2	2	17	8.5	9	0				
E.McGuire	5	3	37	12.3	20	0	K.Stills	1	1	19	19.0	19	0				
J.Kearse	9	3	20	6.7	9	0	J.Grant	2	1	16	16.0	16	0				
T.Cannon	1	1	15	15.0	15	0	D.Parker	2	1	8	8.0	8	0				
I.Crowell	2	1	11	11.0	11	0	F.Gore	1	1	6	6.0	6	0				
E.Tomlinson	2	1	6	6.0	6	0	M.Gesicki	1	0	0	0.0	0	0				
J.Leggett	2	1	6	6.0	6	0											
D.Burnett	2	0	0	0.0	0	0											
Total	37	21	229	10.9	28	0	Total	22	15	139	9.3	26	0				
INTERCEPTIONS							INTERCEPTIONS										
	NO	YDS	AVG	LG	TD		NO	YDS	AVG	LG	TD						
Total	0	0	0	0	0	J.Baker	1	25	25.0	25	1						
						K.Alonso	1	14	14.0	14	0						
						T.McDonald	1	10	10.0	10	0						
						W.Aikens	1	0	0.0	0	0						
						Total	4	49	12.3	25	1						
PUNTING							PUNTING										
	NO	YDS	AVG	NET	TB	IN20	LG		NO	YDS	AVG	NET	TB	IN20	LG		
L.Edwards	6	277	46.2	40.0	0	1	60	M.Haack	9	402	44.7	42.8	0	7	58		
Total	6	277	46.2	40.0	0	1	60	Total	9	402	44.7	42.8	0	7	58		
PUNT RETURNS							PUNT RETURNS										
	NO	YDS	AVG	FC	LG	TD		NO	YDS	AVG	FC	LG	TD				
A.Roberts	2	17	8.5	6	9	0	J.Grant	3	37	12.3	2	19	0				
[DOWNED]	1	0	0.0	0	0	0	D.Amendola	0	0	0.0	1	0	0				
Total	2	17	8.5	6	9	0	Total	3	37	12.3	3	19	0				
KICKOFF RETURNS							KICKOFF RETURNS										
	NO	YDS	AVG	FC	LG	TD		NO	YDS	AVG	FC	LG	TD				
[TOUCHBACK]	4	0	0.0	0	0	0	S.Perry	1	24	24.0	0	24	0				
Total	0	0	0.0	0	0	0	[TOUCHBACK]	2	0	0.0	0	0	0				
							Total	1	24	24.0	0	24	0				
New York Jets FUMBLES							Miami Dolphins FUMBLES										
	FUM	LOST	OWN-REC	YDS	TD	FORCED	OPP-REC	YDS	TD	OUT-BDS							
Total	0	0	0	0	0	0	0	0	0	0							
Miami Dolphins FUMBLES							New York Jets FUMBLES										
	FUM	LOST	OWN-REC	YDS	TD	FORCED	OPP-REC	YDS	TD	OUT-BDS							
Total	0	0	0	0	0	0	0	0	0	0							



New York Jets vs Miami Dolphins
11/4/2018 at Hard Rock Stadium

Final Team Statistics

	Visitor Jets	Home Dolphins
TOTAL FIRST DOWNS	15	7
By Rushing	5	1
By Passing	8	6
By Penalty	2	0
THIRD DOWN EFFICIENCY	2-13-15%	3-16-19%
FOURTH DOWN EFFICIENCY	0-2-0%	2-2-100%
TOTAL NET YARDS	282	168
Total Offensive Plays (inc. times thrown passing)	64	55
Average gain per offensive play	4.4	3.1
NET YARDS RUSHING	80	64
Total Rushing Plays	21	27
Average gain per rushing play	3.8	2.4
Tackles for a loss-number and yards	3-8	3-7
NET YARDS PASSING	202	104
Times thrown - yards lost attempting to pass	4-27	4-35
Gross yards passing	229	139
PASS ATTEMPTS-COMPLETIONS-HAD INTERCEPTED	39-21-4	24-15-0
Avg gain per pass play (inc.# thrown passing)	4.7	3.7
KICKOFFS Number-In End Zone-Touchbacks	3-3-2	4-4-4
PUNTS Number and Average	6-46.2	9-44.7
Had Blocked	0	0
FGs - PATs Had Blocked	0-0	0-0
Net Punting Average	40.0	42.8
TOTAL RETURN YARDAGE (Not Including Kickoffs)	17	86
No. and Yards Punt Returns	2-17	3-37
No. and Yards Kickoff Returns	0-0	1-24
No. and Yards Interception Returns	0-0	4-49
PENALTIES Number and Yards	5-45	5-55
FUMBLES Number and Lost	0-0	0-0
TOUCHDOWNS	0	1
Rushing	0	0
Passing	0	0
Interceptions	0	1
EXTRA POINTS Made-Attempts	0-0	1-1
Kicking Made-Attempts	0-0	1-1
FIELD GOALS Made-Attempts	2-3	2-2
RED ZONE EFFICIENCY	0-0-0%	0-1-0%
GOAL TO GO EFFICIENCY	0-0-0%	0-0-0%
SAFETIES	0	0
FINAL SCORE	6	13
TIME OF POSSESSION	31:34	28:26



New York Jets vs Miami Dolphins
11/4/2018 at Hard Rock Stadium

Ball Possession And Drive Chart

New York Jets

#	Time Recd	Time Lost	Time Poss	How Ball Obtained	Drive Began	# Play	Yds Gain	Yds Pen	Net Yds	1st Down	Last Scrm	How Given Up
1	13:01	10:52	2:09	Punt	NYJ 15	3	8	0	8	0	NYJ 23	Punt
2	6:57	4:47	2:10	Punt	NYJ 12	3	8	0	8	0	NYJ 20	Punt
3	2:59	0:54	2:05	Punt	NYJ 16	4	40	0	40	2	MIA 44	Interception
4	12:39	10:03	2:36	Kickoff	NYJ 25	3	10	-5	5	0	NYJ 30	Punt
5	8:56	7:14	1:42	Punt	NYJ 14	3	5	0	5	0	NYJ 19	Punt
6	1:11	0:20	0:51	Kickoff	NYJ 25	7	45	0	45	2	MIA 30	Field Goal
7	15:00	10:51	4:09	Kickoff	NYJ 25	7	32	0	32	2	MIA 43	Punt
8	6:30	5:19	1:11	Punt	NYJ 20	3	1	0	1	0	NYJ 21	Punt
9	3:19	12:37	5:42	Punt	NYJ 18	11	25	25	50	4	MIA 32	Missed FG
10	11:37	10:48	0:49	Punt	NYJ 15	2	1	0	1	0	NYJ 16	Interception
11	10:48	5:57	4:51	Kickoff	NYJ 25	9	47	-10	37	2	MIA 38	Field Goal
12	4:21	2:15	2:06	Punt	NYJ 18	6	24	0	24	1	NYJ 42	Interception
13	1:46	0:33	1:13	Punt	NYJ 11	6	36	0	36	2	NYJ 47	Interception

(239) Average NYJ 18

Miami Dolphins

#	Time Recd	Time Lost	Time Poss	How Ball Obtained	Drive Began	# Play	Yds Gain	Yds Pen	Net Yds	1st Down	Last Scrm	How Given Up
1	15:00	13:01	1:59	Kickoff	MIA 25	4	23	0	23	1	MIA 48	Punt
2	10:52	6:57	3:55	Punt	MIA 35	7	17	0	17	1	NYJ 48	Punt
3	4:47	2:59	1:48	Punt	MIA 39	3	7	-10	-3	0	MIA 36	Punt
4	0:54	12:39	3:15	Interception	NYJ 43	6	28	-10	18	1	NYJ 25	Field Goal
5	10:03	8:56	1:07	Punt	MIA 27	3	9	0	9	0	MIA 36	Punt
6	7:14	1:11	6:03	Punt	MIA 40	14	51	0	51	3	* NYJ 9	Field Goal
7	0:20	0:00	0:20	Kickoff	MIA 15	1	-1	0	-1	0	MIA 15	End of Half
8	10:51	6:30	4:21	Punt	MIA 8	6	27	-5	22	1	MIA 30	Punt
9	5:19	3:19	2:00	Punt	MIA 41	3	-7	0	-7	0	MIA 34	Punt
10	12:37	11:37	1:00	Missed FG	MIA 40	3	5	0	5	0	MIA 45	Punt
11	5:57	4:21	1:36	Kickoff	MIA 25	3	9	0	9	0	MIA 34	Punt
12	2:15	1:46	0:29	Interception	50	3	1	0	1	0	NYJ 49	Punt
13	0:33	0:00	0:33	Interception	MIA 19	1	-1	0	-1	0	MIA 19	End of Game

(421) Average MIA 32

* inside opponent's 20

Time of Possession by Quarter		1st	2nd	3rd	4th	OT	Total
Visitor	New York Jets	6:24	5:09	8:39	11:22		31:34
Home	Miami Dolphins	8:36	9:51	6:21	3:38		28:26
Kickoff Drive No.-Start Average		Jets: 4 - NYJ 25			Dolphins: 3 - MIA 22		



New York Jets vs Miami Dolphins
11/4/2018 at Hard Rock Stadium

Final Defensive Statistics

New York Jets	Regular Defensive Plays											Special Teams					Misc				
	TKL	AST	COMB	SK	/ YDS	TFL	Q	IN	PD	FF	FR	TKL	AST	FF	FR	BL	TKL	AST	FF	FR	
A.Williamson	7	5	12	1	8	1	1	0	0	0	0	0	0	0	0	0	0	0	0	0	0
J.Adams	5	2	7	0	0	1	0	0	2	0	0	0	0	0	0	0	0	0	0	0	0
B.Skrine	6	0	6	0	0	0	0	1	0	0	0	0	0	0	0	0	0	0	0	0	0
D.Lee	2	3	5	0	0	1	0	0	0	0	0	0	1	0	0	0	0	0	0	0	0
J.Jenkins	2	2	4	2	19	2	2	0	0	0	0	0	1	0	0	0	0	0	0	0	0
L.Williams	2	2	4	0	0	1	1	0	0	0	0	0	0	0	0	0	0	0	0	0	0
M.Claiborne	1	2	3	0	0	0	0	0	0	0	0	0	0	0	0	0	0	0	0	0	0
J.Attaochu	2	0	2	1	8	1	3	0	0	0	0	0	0	0	0	0	0	0	0	0	0
S.McLendon	2	0	2	0	0	0	0	0	0	0	0	0	0	0	0	0	0	0	0	0	0
M.Maye	2	0	2	0	0	0	0	0	0	0	0	0	0	0	0	0	0	0	0	0	0
B.Copeland	1	1	2	0	0	0	0	1	0	0	0	0	0	0	0	0	0	0	0	0	0
H.Anderson	1	1	2	0	0	0	0	0	0	0	0	0	0	0	0	0	0	0	0	0	0
T.Basham	1	0	1	0	0	0	0	0	0	0	0	0	0	0	0	0	0	0	0	0	0
D.Roberts	1	0	1	0	0	0	0	0	0	0	0	0	0	0	0	0	0	0	0	0	0
M.Pennel	1	0	1	0	0	0	0	0	0	0	0	0	0	0	0	0	0	0	0	0	0
N.Shepherd	0	1	1	0	0	0	0	0	0	0	0	0	0	0	0	0	0	0	0	0	0
N.Hewitt	0	0	0	0	0	0	0	0	0	0	0	1	1	0	0	0	0	0	0	0	0
R.Miles	0	0	0	0	0	0	0	0	0	0	0	0	1	0	0	0	0	0	0	0	0
C.Peake	0	0	0	0	0	0	0	0	0	0	0	0	1	0	0	0	0	0	0	0	0
T.Hennessy	0	0	0	0	0	0	0	0	0	0	0	0	1	0	0	0	0	0	0	0	0
I.Crowell	0	0	0	0	0	0	0	0	0	0	0	0	0	0	0	0	1	0	0	0	0
R.Anderson	0	0	0	0	0	0	0	0	0	0	0	0	0	0	0	0	1	0	0	0	0
Total	36	19	55	4	35	7	7	0	4	0	0	1	6	0	0	0	2	0	0	0	0

TKL = Tackle AST = Assist COMB = Combined QH=QB Hit IN = Interception PD = Pass Defense FF = Forced Fumble FR = Fumble Recovery

Miami Dolphins	Regular Defensive Plays											Special Teams					Misc				
	TKL	AST	COMB	SK	/ YDS	TFL	QH	IN	PD	FF	FR	TKL	AST	FF	FR	BL	TKL	AST	FF	FR	
T.McDonald	8	1	9	0	0	1	0	1	2	0	0	0	0	0	0	0	0	0	0	0	0
K.Alonso	4	3	7	0	0	0	0	1	2	0	0	0	0	0	0	0	0	0	0	0	0
M.Fitzpatrick	2	4	6	0	0	0	0	0	0	0	0	0	0	0	0	0	0	0	0	0	0
J.Baker	4	1	5	0	0	0	0	1	1	0	0	0	0	0	0	0	0	0	0	0	0
X.Howard	3	2	5	0	0	0	0	0	2	0	0	0	0	0	0	0	0	0	0	0	0
B.McCain	3	1	4	0	0	0	0	0	0	0	0	0	0	0	0	0	0	0	0	0	0
C.Wake	2	1	3	2	17	2	4	0	0	0	0	0	0	0	0	0	0	0	0	0	0
A.Spence	2	1	3	2	10	2	2	0	0	0	0	0	0	0	0	0	0	0	0	0	0
T.McTyler	2	1	3	0	0	0	0	0	0	0	0	0	0	0	0	0	0	0	0	0	0
R.McMillan	2	0	2	0	0	1	0	0	0	0	0	0	0	0	0	0	0	0	0	0	0
C.Armstrong	2	0	2	0	0	0	0	0	0	0	0	0	0	0	0	0	0	0	0	0	0
A.Branch	1	1	2	0	0	0	1	0	0	0	0	0	0	0	0	0	0	0	0	0	0
D.Godchaux	1	1	2	0	0	0	0	0	0	0	0	0	0	0	0	0	0	0	0	0	0
R.Jones	1	0	1	0	0	0	0	0	0	0	0	0	0	0	0	0	0	0	0	0	0
R.Quinn	1	0	1	0	0	0	0	0	0	0	0	0	0	0	0	0	0	0	0	0	0
E.Hood	0	1	1	0	0	0	0	0	0	0	0	0	0	0	0	0	0	0	0	0	0
W.Aikens	0	0	0	0	0	0	0	1	1	0	0	0	0	0	0	0	0	0	0	0	0
K.Ballage	0	0	0	0	0	0	0	0	0	0	0	1	0	0	0	0	0	0	0	0	0
S.Perry	0	0	0	0	0	0	0	0	0	0	0	1	0	0	0	0	0	0	0	0	0
Total	38	18	56	4	27	6	7	4	8	0	0	2	0	0	0	0	0	0	0	0	0



New York Jets vs Miami Dolphins
11/4/2018 at Hard Rock Stadium
First Half Summary

	PERIOD SCORES	TIME OF POSSESSION
Jets	0 3 = 3	Jets 11:33
Dolphins	0 6 = 6	Dolphins 18:27

Scoring Plays

Team	Qtr	Time	Play Description (Extra Point) (Drive Info)	Visitor	Home
Dolphins	2	12:39	J.Sanders 43 yd. Field Goal (6-18, 3:15)	0	3
Dolphins	2	1:11	J.Sanders 27 yd. Field Goal (14-51, 6:03)	0	6
Jets	2	0:20	J.Myers 48 yd. Field Goal (7-45, 0:51)	3	6

	New York Jets	Miami Dolphins
TOTAL FIRST DOWNS	4	6
First Downs Rushing-Passing-by Penalty	1 - 3 - 0	1 - 5 - 0
THIRD DOWN EFFICIENCY	0-5-0%	2-10-20%
TOTAL NET YARDS	116	134
Total Offensive Plays	22	36
NET YARDS RUSHING	37	50
NET YARDS PASSING	79	84
Gross Yards Passing	89	101
Times thrown-yards lost attempting to pass	1-10	2-17
Pass Attempts-Completions-Had Intercepted	13 - 9 - 1	17 - 11 - 0
Punts-Number and Average	4 - 49.5	4 - 40.3
Penalties-Number and Yards	3 - 30	2 - 20
Fumbles-Number and Lost	0 - 0	0 - 0
Red Zone Efficiency	0-0-0%	0-1-0%
Average Drive Start	NYJ 18	MIA 34

New York Jets											Miami Dolphins										
RUSHING											RUSHING										
	ATT	YDS	AVG	LG	TD		ATT	YDS	AVG	LG	TD										
E.McGuire	2	20	10.0	14	0	F.Gore	11	38	3.5	8	0										
I.Crowell	5	16	3.2	9	0	K.Drake	3	9	3.0	5	0										
R.Anderson	1	1	1.0	1	0	B.Osweller	2	5	2.5	6	0										
						K.Ballage	1	-2	-2.0	-2	0										
Total	8	37	4.6	14	0	Total	17	50	2.9	8	0										
PASSING											PASSING										
	ATT	CMP	YDS	SK/YD	TD	LG	IN	RT		ATT	CMP	YDS	SK/YD	TD	LG	IN	RT				
S.Darnold	13	9	89	1/10	0	28	1	56.2	B.Osweller	17	11	101	2/17	0	26	0	80.8				
Total	13	9	89	1/10	0	28	1	56.3	Total	17	11	101	2/17	0	26	0	80.8				
PASS RECEIVING											PASS RECEIVING										
	TAR	REC	YDS	AVG	LG	TD		TAR	REC	YDS	AVG	LG	TD								
C.Herndon	3	3	41	13.7	28	0	K.Drake	5	4	26	6.5	9	0								
J.Kearse	2	2	11	5.5	8	0	D.Amendola	5	3	36	12.0	26	0								
E.McGuire	1	1	20	20.0	20	0	J.Grant	2	1	16	16.0	16	0								
Q.Enunwa	1	1	8	8.0	8	0	K.Ballage	1	1	9	9.0	9	0								
E.Tomlinson	1	1	6	6.0	6	0	D.Parker	2	1	8	8.0	8	0								
R.Anderson	1	1	3	3.0	3	0	F.Gore	1	1	6	6.0	6	0								
D.Burnett	2	0	0	0.0	0	0															
I.Crowell	1	0	0	0.0	0	0															
J.Leggett	1	0	0	0.0	0	0															
Total	13	9	89	9.9	28	0	Total	16	11	101	9.2	26	0								

New York Jets											Regular Defensive Plays											Special Teams											Misc										
	TKL	AST	COMB	SK	/ YDS	TFL	Q	IN	PD	FF	FR	TKL	AST	FF	FR	BL	TKL	AST	FF	FR																							
A.Williamson	6	3	9	1	8	1	1	0	0	0	0	0	0	0	0	0	0	0	0	0																							
B.Skrine	5	0	5	0	0	0	0	0	1	0	0	0	0	0	0	0	0	0	0	0																							
J.Adams	3	1	4	0	0	1	0	1	0	0	0	0	0	0	0	0	0	0	0	0																							
J.Jenkins	1	2	3	1	9	1	1	0	0	0	0	0	1	0	0	0	0	0	0	0																							
Total	15	6	21	2	17	3	2	0	2	0	0	0	1	0	0	0	0	0	0	0																							



New York Jets vs Miami Dolphins
 11/4/2018 at Hard Rock Stadium

First Half Summary

Miami Dolphins	Regular Defensive Plays										Special Teams					Misc					
	TKL	AST	COMB	SK	/ YDS	TFL	QH	IN	PD	FF	FR	TKL	AST	FF	FR	BL	TKL	AST	FF	FR	
T.McDonald	5	0	5	0	0	1	0	0	0	0	0	0	0	0	0	0	0	0	0	0	0
M.Fitzpatrick	2	1	3	0	0	0	0	0	0	0	0	0	0	0	0	0	0	0	0	0	0
J.Baker	2	0	2	0	0	0	0	0	0	0	0	0	0	0	0	0	0	0	0	0	0
K.Alonso	1	1	2	0	0	0	0	1	1	0	0	0	0	0	0	0	0	0	0	0	0
Total	10	2	12	0	0	1	0	1	1	0	0	0	0	0	0	0	0	0	0	0	0



New York Jets vs Miami Dolphins at Hard Rock Stadium

First Quarter

11/4/2018

Play By Play

MIA wins toss, elects to Receive, and NYJ elects to defend the East goal.

J.Myers kicks 65 yards from NYJ 35 to end zone, Touchback.

Miami Dolphins at 15:00

- 1-10-MIA 25 (15:00) (Shotgun) B.Osweiler pass deep right to D.Amendola to NYJ 49 for 26 yards (M.Claiborne) P1
- 1-10-NYJ 49 (14:30) (No Huddle) F.Gore up the middle to NYJ 44 for 5 yards (B.Skrine, L.Williams).
- 2-5-NYJ 44 (13:56) (No Huddle, Shotgun) B.Osweiler pass incomplete short left to D.Amendola (B.Skrine) [L.Williams].
- 3-5-NYJ 44 (13:50) (Shotgun) B.Osweiler sacked at MIA 48 for -8 yards (A.Williamson).
- 4-13-MIA 48 (13:08) (Punt formation) M.Haack punts 37 yards to NYJ 15, Center-J.Denney, fair catch by A.Roberts.

New York Jets at 13:01

- 1-10-NYJ 15 (13:01) (Shotgun) S.Darnold pass short middle to E.Tomlinson to NYJ 21 for 6 yards (T.McDonald).
- 2-4-NYJ 21 (12:25) S.Darnold pass short right to J.Kearse pushed ob at NYJ 24 for 3 yards (X.Howard).
- 3-1-NYJ 24 (11:41) L.Crowell left tackle to NYJ 23 for -1 yards (T.McDonald).
- 4-2-NYJ 23 (10:59) (Punt formation) L.Edwards punts 42 yards to MIA 35, Center-T.Hennessy, fair catch by J.Grant.

Miami Dolphins at 10:52

- 1-10-MIA 35 (10:52) (Shotgun) F.Gore right guard to MIA 36 for 1 yard (S.McLendon, J.Jenkins).
- 2-9-MIA 36 (10:22) (No Huddle, Shotgun) B.Osweiler pass incomplete deep right to D.Amendola.
- 3-9-MIA 36 (10:16) (No Huddle, Shotgun) B.Osweiler pass short middle to D.Parker to MIA 44 for 8 yards (B.Skrine).
- 4-1-MIA 44 (9:37) F.Gore right guard to MIA 46 for 2 yards (A.Williamson; M.Claiborne). R2
- 1-10-MIA 46 (9:00) F.Gore right tackle to NYJ 48 for 6 yards (B.Skrine).
- 2-4-NYJ 48 (8:26) (No Huddle, Shotgun) B.Osweiler pass short left to K.Drake pushed ob at NYJ 45 for 3 yards (A.Williamson).
- 3-1-NYJ 45 (7:47) F.Gore right tackle to NYJ 48 for -3 yards (L.Williams).
- 4-4-NYJ 48 (7:05) (Punt formation) M.Haack punts 36 yards to NYJ 12, Center-J.Denney, fair catch by A.Roberts.

New York Jets at 6:57

- 1-10-NYJ 12 (6:57) L.Crowell left tackle to NYJ 15 for 3 yards (A.Branch).
- 2-7-NYJ 15 (6:23) R.Anderson right end pushed ob at NYJ 16 for 1 yard (J.Baker).
Timeout #1 by NYJ at 05:44.
- 3-6-NYJ 16 (5:44) (Shotgun) S.Darnold pass short right to C.Herdon to NYJ 20 for 4 yards (K.Alonso) [A.Branch].
- 4-2-NYJ 20 (5:00) (Punt formation) L.Edwards punts 60 yards to MIA 20, Center-T.Hennessy. J.Grant to MIA 39 for 19 yards (R.Miles; D.Lee).

Miami Dolphins at 4:47

- 1-10-MIA 39 (4:47) F.Gore right guard to MIA 41 for 2 yards (H.Anderson, A.Williamson).
- 2-8-MIA 41 (4:16) (No Huddle, Shotgun) B.Osweiler pass short left to D.Parker to NYJ 49 for 10 yards (A.Williamson).
PENALTY on MIA-D.Amendola, Offensive Pass Interference, 10 yards, enforced at MIA 41 - No Play.
- 2-18-MIA 31 (3:53) (Shotgun) F.Gore left guard to MIA 36 for 5 yards (H.Anderson; B.Copeland).
- 3-13-MIA 36 (3:15) (No Huddle, Shotgun) B.Osweiler pass incomplete short left.
- 4-13-MIA 36 (3:08) (Punt formation) M.Haack punts 48 yards to NYJ 16, Center-J.Denney, fair catch by A.Roberts.

New York Jets at 2:59

- 1-10-NYJ 16 (2:59) S.Darnold pass deep left to C.Herdon to NYJ 44 for 28 yards (M.Fitzpatrick, K.Alonso). P1
- 1-10-NYJ 44 (2:20) L.Crowell up the middle to NYJ 47 for 3 yards (D.Godchaux).
- 2-7-NYJ 47 (1:44) L.Crowell right end to MIA 44 for 9 yards (R.Jones). R2
- 1-10-MIA 44 (1:04) S.Darnold pass deep right intended for D.Burnett INTERCEPTED by K.Alonso at MIA 28. K.Alonso pushed ob at MIA 42 for 14 yards (L.Crowell).
PENALTY on NYJ-B.Shell, Unnecessary Roughness, 15 yards, enforced at MIA 42.

Miami Dolphins at 0:54

- 1-10-NYJ 43 (:54) F.Gore up the middle to NYJ 35 for 8 yards (L.Williams; J.Adams).
- 2-2-NYJ 35 (:11) B.Osweiler pass short right to K.Ballage to NYJ 26 for 9 yards (D.Lee). P3

END OF QUARTER

	Score	Time Pass	First Downs				Efficiencies	
			R	P	X	T	3 Down	4 Down
New York Jets	0	6:24	1	1	0	2	0/2	0/0
Miami Dolphins	0	8:36	1	2	0	3	0/4	1/1



New York Jets vs Miami Dolphins at Hard Rock Stadium

Second Quarter

11/4/2018

Play By Play

Miami Dolphins continued.

- 1-10-NYJ 26 (15:00) (Shotgun) Direct snap to K.Ballage. K.Ballage up the middle to NYJ 13 for 13 yards (J.Adams; A.Williamson).
PENALTY on MIA-T.Larsen, Offensive Holding, 10 yards, enforced at NYJ 26 - No Play.
- 1-20-NYJ 36 (14:39) (Shotgun) K.Drake left guard to NYJ 34 for 2 yards (A.Williamson).
- 2-18-NYJ 34 (14:05) (Shotgun) B.Osweiler pass short right to D.Amendola to NYJ 30 for 4 yards (B.Skrine).
- 3-14-NYJ 30 (13:31) (Shotgun) K.Drake right guard to NYJ 25 for 5 yards (A.Williamson).
- 4-9-NYJ 25 (12:44) (Field Goal formation) **J.Sanders 43 yard field goal is GOOD, Center-J.Denney, Holder-M.Haack.**

NYJ 0 MIA 3, 6 plays, 18 yards, 3:15 drive, 2:21 elapsed

J.Sanders kicks 65 yards from MIA 35 to end zone, Touchback.

New York Jets at 12:39

- 1-10-NYJ 25 (12:39) E.McGuire right tackle to NYJ 31 for 6 yards (J.Baker).
- 2-4-NYJ 31 (12:07) *PENALTY on NYJ-B.Winters, False Start, 5 yards, enforced at NYJ 31 - No Play.*
- 2-9-NYJ 26 (11:45) (Shotgun) S.Darnold sacked at NYJ 16 for -10 yards (C.Wake).
- 3-19-NYJ 16 (11:01) (Shotgun) E.McGuire up the middle to NYJ 30 for 14 yards (M.Fitzpatrick; X.Howard).
- 4-5-NYJ 30 (10:14) (Punt formation) L.Edwards punts 55 yards to MIA 15, Center-T.Hennessy. J.Grant pushed ob at MIA 27 for 12 yards (N.Hewitt).

Miami Dolphins at 10:03

- 1-10-MIA 27 (10:03) B.Osweiler pass incomplete short right to D.Parker [J.Attaochu].
- 2-10-MIA 27 (9:58) (Shotgun) F.Gore up the middle to MIA 30 for 3 yards (T.Basham, D.Lee).
- 3-7-MIA 30 (9:20) (Shotgun) B.Osweiler scrambles up the middle to MIA 37 for 7 yards (D.Lee; J.Jenkins).
New York Jets challenged the first down ruling, and the play was REVERSED.
(Shotgun) B.Osweiler scrambles up the middle to MIA 36 for 6 yards (D.Lee; J.Jenkins).
- 4-1-MIA 36 (9:15) (Punt formation) M.Haack punts 40 yards to NYJ 24, Center-J.Denney, fair catch by A.Roberts.
PENALTY on NYJ-M.Pennel, Illegal Block Above the Waist, 10 yards, enforced at NYJ 24.

New York Jets at 8:56

- 1-10-NYJ 14 (8:56) S.Darnold pass incomplete short left to I.Crowell.
- 2-10-NYJ 14 (8:50) (Shotgun) I.Crowell left end to NYJ 16 for 2 yards (M.Fitzpatrick).
- 3-8-NYJ 16 (8:07) (Shotgun) S.Darnold pass short right to R.Anderson to NYJ 19 for 3 yards (B.McCain).
- 4-5-NYJ 19 (7:20) (Punt formation) L.Edwards punts 41 yards to MIA 40, Center-T.Hennessy, fair catch by J.Grant.

Miami Dolphins at 7:14

- 1-10-MIA 40 (7:14) B.Osweiler pass short right to K.Drake to MIA 47 for 7 yards (D.Roberts, A.Williamson).
 - 2-3-MIA 47 (6:41) (No Huddle, Shotgun) K.Drake right guard to MIA 49 for 2 yards (J.Adams).
 - 3-1-MIA 49 (6:05) (No Huddle, Shotgun) B.Osweiler pass short right to D.Amendola to NYJ 45 for 6 yards (B.Skrine) [J.Attaochu]. P4
 - 1-10-NYJ 45 (5:27) (Shotgun) Direct snap to K.Ballage. K.Ballage up the middle to NYJ 47 for -2 yards (J.Adams).
 - 2-12-NYJ 47 (4:47) (Shotgun) B.Osweiler pass short right to K.Drake pushed ob at NYJ 38 for 9 yards (A.Williamson).
 - 3-3-NYJ 38 (4:09) (Shotgun) B.Osweiler pass incomplete short middle to J.Grant (B.Copeland).
Timeout #1 by MIA at 04:04.
 - 4-3-NYJ 38 (4:04) (Shotgun) B.Osweiler pass short left to K.Drake ran ob at NYJ 31 for 7 yards. P5
 - 1-10-NYJ 31 (3:29) (No Huddle, Shotgun) B.Osweiler sacked at NYJ 40 for -9 yards (J.Jenkins).
 - 2-19-NYJ 40 (2:51) (No Huddle) F.Gore up the middle to NYJ 33 for 7 yards (M.Maye).
 - 3-12-NYJ 33 (2:11) (No Huddle, Shotgun) B.Osweiler pass short left to J.Grant pushed ob at NYJ 17 for 16 yards (A.Williamson). P6
- Two-Minute Warning
- 1-10-NYJ 17 (2:00) (Shotgun) F.Gore up the middle to NYJ 15 for 2 yards (J.Attaochu).
 - 2-8-NYJ 15 (1:26) (Shotgun) B.Osweiler pass short left to F.Gore pushed ob at NYJ 9 for 6 yards (J.Adams).
 - 3-2-NYJ 9 (1:19) (No Huddle, Shotgun) B.Osweiler pass incomplete short left to K.Drake (J.Adams).
 - 4-2-NYJ 9 (1:14) (Field Goal formation) **J.Sanders 27 yard field goal is GOOD, Center-J.Denney, Holder-M.Haack.**

NYJ 0 MIA 6, 14 plays, 51 yards, 6:03 drive, 13:49 elapsed

J.Sanders kicks 65 yards from MIA 35 to end zone, Touchback.

New York Jets at 1:11

- 1-10-NYJ 25 (1:11) (Shotgun) S.Darnold pass short right to E.McGuire pushed ob at NYJ 45 for 20 yards (T.McDonald). P3
- 1-10-NYJ 45 (1:05) (Shotgun) S.Darnold pass short left to C.Herdon to MIA 46 for 9 yards (T.McDonald).
- 2-1-MIA 46 (0:46) (No Huddle, Shotgun) S.Darnold pass short middle to J.Kearse to MIA 38 for 8 yards (T.McDonald) [C.Wake]. P4



New York Jets vs Miami Dolphins at Hard Rock Stadium

Timeout #2 by NYJ at 00:40.

- 1-10-MIA 38 (:40) (Shotgun) S.Darnold pass incomplete deep right to J.Leggett.
 - 2-10-MIA 38 (:34) (Shotgun) S.Darnold pass incomplete short left to D.Burnett (X.Howard).
 - 3-10-MIA 38 (:30) (Shotgun) S.Darnold pass short right to Q.Enunwa pushed ob at MIA 30 for 8 yards (T.McTyer).
- Timeout #2 by MIA at 00:25.

4-2-MIA 30 (:25) (Field Goal formation) J.Myers 48 yard field goal is GOOD, Center-T.Hennessy, Holder-L.Edwards.

NYJ 3 MIA 6, 7 plays, 45 yards, 0:51 drive, 14:40 elapsed

J.Myers kicks 74 yards from NYJ 35 to MIA -9. S.Perry to MIA 15 for 24 yards (J.Jenkins; N.Hewitt).

Miami Dolphins at 0:20, (1st play from scrimmage 0:15)

1-10-MIA 15 (:15) B.Osweller kneels to MIA 14 for -1 yards.

END OF QUARTER	Score	Time Poss	First Downs				Efficiencies	
			R	P	X	T	3 Down	4 Down
New York Jets	3	5:09	0	2	0	2	0/3	0/0
Miami Dolphins	6	9:51	0	3	0	3	2/6	1/1



New York Jets vs Miami Dolphins at Hard Rock Stadium

Third Quarter

11/4/2018

Play By Play

NYJ elects to Receive, and MIA elects to defend the goal.

J.Sanders kicks 65 yards from MIA 35 to end zone, Touchback.

New York Jets at 15:00

- 1-10-NYJ 25 (15:00) L.Crowell right guard to NYJ 32 for 7 yards (B.McCain).
- 2-3-NYJ 32 (14:25) L.Crowell right guard to NYJ 36 for 4 yards (J.Baker). R5
Timeout #1 by NYJ at 13:39.
- 1-10-NYJ 36 (13:39) L.Crowell right guard to NYJ 38 for 2 yards (D.Godchaux; C.Wake).
- 2-8-NYJ 38 (13:02) (Shotgun) S.Darnold pass short left to R.Anderson to MIA 45 for 17 yards (X.Howard). P6
- 1-10-MIA 45 (12:24) L.Crowell right end to MIA 41 for 4 yards (K.Alonso).
- 2-6-MIA 41 (11:45) (Shotgun) E.McGuire up the middle to MIA 43 for -2 yards (R.McMillan).
- 3-8-MIA 43 (11:01) (Shotgun) S.Darnold pass incomplete short right to J.Kearse. MIA-B.McCain was injured during the play. His return is Probable.
- 4-8-MIA 43 (10:58) (Punt formation) L.Edwards punts 35 yards to MIA 8, Center-T.Hennessy, fair catch by D.Amendola.

Miami Dolphins at 10:51

- 1-10-MIA 8 (10:51) (Shotgun) F.Gore left guard to MIA 15 for 7 yards (A.Williamson).
- 2-3-MIA 15 (10:21) (Shotgun) F.Gore left guard to MIA 17 for 2 yards (A.Williamson; D.Lee).
- 3-1-MIA 17 (9:36) (No Huddle, Shotgun) B.Osweiler pass short left to K.Stills ran ob at MIA 36 for 19 yards (M.Maye). P7
- 1-10-MIA 36 (9:00) (No Huddle) B.Osweiler pass short left to K.Ballage to MIA 44 for 8 yards (J.Adams).
- 2-2-MIA 44 (8:22) (No Huddle, Shotgun) F.Gore up the middle to MIA 45 for 1 yard (J.Adams; A.Williamson).
- 3-1-MIA 45 (7:43) (No Huddle, Shotgun) B.Osweiler sacked at MIA 35 for -10 yards (J.Jenkins).
- 4-11-MIA 35 (6:54) (Punt formation) *PENALTY on MIA, Delay of Game, 5 yards, enforced at MIA 35 - No Play.*
- 4-16-MIA 30 (6:42) (Punt formation) M.Haack punts 58 yards to NYJ 12, Center-J.Denney, A.Roberts to NYJ 20 for 8 yards (K.Ballage).

New York Jets at 6:30

- 1-10-NYJ 20 (6:30) S.Darnold pass incomplete deep left to J.Kearse.
- 2-10-NYJ 20 (6:23) L.Crowell left guard to NYJ 21 for 1 yard (T.McDonald).
- 3-9-NYJ 21 (5:38) (Shotgun) S.Darnold pass incomplete short right.
- 4-9-NYJ 21 (5:29) (Punt formation) L.Edwards punts 44 yards to MIA 35, Center-T.Hennessy, J.Grant to MIA 41 for 6 yards (C.Peake; T.Hennessy).

Miami Dolphins at 5:19

- 1-10-MIA 41 (5:19) (Shotgun) F.Gore left tackle to MIA 41 for no gain (M.Claiborne; N.Shepherd).
- 2-10-MIA 41 (4:47) (No Huddle) F.Gore up the middle to MIA 42 for 1 yard (L.Williams).
- 3-9-MIA 42 (4:11) (No Huddle, Shotgun) B.Osweiler sacked at MIA 34 for -8 yards (J.Attachou).
- 4-17-MIA 34 (3:32) (Punt formation) M.Haack punts 57 yards to NYJ 9, Center-J.Denney, A.Roberts to NYJ 18 for 9 yards (S.Perry).

New York Jets at 3:19

- 1-10-NYJ 18 (3:19) L.Crowell right tackle to NYJ 30 for 12 yards (K.Alonso, X.Howard). R7
- 1-10-NYJ 30 (2:33) L.Crowell up the middle to NYJ 32 for 2 yards (J.Baker).
- 2-8-NYJ 32 (1:52) (Shotgun) S.Darnold pass incomplete short left to E.McGuire.
- 3-8-NYJ 32 (1:48) (Shotgun) S.Darnold sacked at NYJ 32 for 0 yards (sack split by B.McCain and A.Branch). X8
PENALTY on MIA-A.Branch, Face Mask (15 Yards), 15 yards, enforced at NYJ 32 - No Play.
- 1-10-NYJ 47 (1:24) (Shotgun) S.Darnold pass short right to E.McGuire to NYJ 49 for 2 yards (R.McMillan). X9
PENALTY on MIA-R.McMillan, Face Mask (15 Yards), 15 yards, enforced at NYJ 49.
- 1-10-MIA 36 (5:59) E.McGuire left end to MIA 41 for -5 yards (M.Fitzpatrick; A.Branch).
- 2-15-MIA 41 (:14) (Shotgun) S.Darnold pass short left to L.Crowell pushed ob at MIA 30 for 11 yards (T.McTyter).

END OF QUARTER

	Score	Time Poss	First Downs					Efficiencies	
			R	P	X	T	3 Down	4 Down	
New York Jets	3	8:39	2	1	2	5	0/2	0/0	
Miami Dolphins	6	6:21	0	1	0	1	1/3	0/0	



New York Jets vs Miami Dolphins at Hard Rock Stadium

Fourth Quarter

11/4/2018

Play By Play

New York Jets continued.

- 3-4-MIA 30 (15:00) (Shotgun) E.McGuire up the middle to MIA 23 for 7 yards (K.Alonso) R10
- 1-10-MIA 23 (14:22) E.McGuire right guard to MIA 20 for 3 yards (R.Quinn).
- 2-7-MIA 20 (13:44) (Shotgun) S.Darnold sacked at MIA 27 for -7 yards (C.Wake).
- 3-14-MIA 27 (12:58) (Shotgun) PENALTY on NYJ, Delay of Game, 5 yards, enforced at MIA 27 - No Play.
- 3-19-MIA 32 (12:45) (Shotgun) S.Darnold pass incomplete short left to J.Kearse.
- 4-19-MIA 32 (12:45) (Field Goal formation) J.Myers 50 yard field goal is No Good, Wide Right, Center-T.Hennessy, Holder-L.Edwards.

Miami Dolphins at 12:37

- 1-10-MIA 40 (12:37) (Shotgun) B.Osweiler pass incomplete short right.
- 2-10-MIA 40 (12:30) F.Gore left end to MIA 45 for 5 yards (B.Copeland).
- 3-5-MIA 45 (11:51) (No Huddle, Shotgun) B.Osweiler pass incomplete deep left to M.Gesicki.
- 4-5-MIA 45 (11:45) (Punt formation) M.Haack punts 40 yards to NYJ 15, Center-J.Denney, fair catch by A.Roberts.

New York Jets at 11:37

- 1-10-NYJ 15 (11:37) I.Crowell left guard to NYJ 16 for 1 yard (T.McDonald; A.Spence).
- 2-9-NYJ 16 (10:56) (Shotgun) S.Darnold pass short right intended for E.Tomlinson INTERCEPTED by J.Baker at NYJ 25. J.Baker for 25 yards, TOUCHDOWN.

Miami Dolphins at 10:48

J.Sanders extra point is GOOD, Center-J.Denney, Holder-M.Haack.

NYJ 3 MIA 13, 0 plays, 25 yards, 0:00 drive , 4:12 elapsed

J.Sanders kicks 65 yards from MIA 35 to end zone, Touchback.

New York Jets at 10:48

- 1-10-NYJ 25 (10:48) (Shotgun) S.Darnold pass short middle to J.Kearse to NYJ 34 for 9 yards (B.McCain).
- 2-1-NYJ 34 (10:12) E.McGuire up the middle to NYJ 41 for 7 yards (C.Armstrong).
- 1-10-NYJ 41 (9:36) (Shotgun) S.Darnold pass incomplete short right to E.McGuire (T.McDonald).
- 2-10-NYJ 41 (9:30) (Shotgun) S.Darnold pass short left to R.Anderson to NYJ 49 for 8 yards (X.Howard).
- 3-2-NYJ 49 (8:52) (Shotgun) S.Darnold pass short right to Q.Enunwa to MIA 42 for 9 yards (C.Armstrong) [C.Wake]. P12
- 1-10-MIA 42 (8:16) (Shotgun) S.Darnold Aborted. S.Long FUMBLES at MIA 42, recovered by NYJ-S.Darnold at MIA 41. S.Darnold to MIA 41 for no gain. S.Darnold pass incomplete short right.
- PENALTY on NYJ-K.Beachum, Offensive Holding, 10 yards, enforced at MIA 42 - No Play.*
- 1-20-NYJ 48 (8:10) (Shotgun) S.Darnold pass short middle to R.Anderson to MIA 48 for 4 yards (T.McDonald).
- 2-16-MIA 48 (7:38) (Shotgun) S.Darnold sacked at NYJ 47 for -5 yards (A.Spence).
- 3-21-NYJ 47 (6:52) (Shotgun) S.Darnold pass short left to T.Cannon to MIA 38 for 15 yards (K.Alonso; J.Baker).
- 4-6-MIA 38 (6:03) (Field Goal formation) J.Myers 56 yard field goal is GOOD, Center-T.Hennessy, Holder-L.Edwards.

NYJ 6 MIA 13, 9 plays, 37 yards, 4:51 drive, 9:03 elapsed

J.Myers kicks 65 yards from NYJ 35 to end zone, Touchback.

Miami Dolphins at 5:57

- 1-10-MIA 25 (5:57) (Shotgun) B.Osweiler pass short right to D.Amendola to MIA 34 for 9 yards (B.Skrine).
- 2-1-MIA 34 (5:11) (Shotgun) B.Osweiler pass incomplete short right to K.Drake (J.Adams).
- 3-1-MIA 34 (5:07) F.Gore left guard to MIA 34 for no gain (M.Pennel).
- 4-1-MIA 34 (4:26) (Punt formation) M.Haack punts 48 yards to NYJ 18, Center-J.Denney, fair catch by A.Roberts.

New York Jets at 4:21

- 1-10-NYJ 18 (4:21) (Shotgun) S.Darnold pass short right to J.Leggett to NYJ 24 for 6 yards (T.McTyer; B.McCain). MIA-R.Quinn was injured during the play. His return is Questionable.
- 2-4-NYJ 24 (3:48) (Shotgun) S.Darnold pass short left to Q.Enunwa to NYJ 47 for 23 yards (M.Fitzpatrick; E.Hood). P13
- 1-10-NYJ 47 (3:16) (No Huddle, Shotgun) S.Darnold pass incomplete short middle to J.Kearse (K.Alonso).
- 2-10-NYJ 47 (3:12) (Shotgun) S.Darnold pass incomplete deep left to R.Anderson.
- 3-10-NYJ 47 (3:07) (Shotgun) S.Darnold sacked at NYJ 42 for -5 yards (A.Spence).
- 4-15-NYJ 42 (2:22) (Shotgun) S.Darnold pass deep right intended for Q.Enunwa INTERCEPTED by T.McDonald at MIA 40. T.McDonald to 50 for 10 yards (R.Anderson).

Miami Dolphins at 2:15

- 1-10-50 (2:15) F.Gore up the middle to MIA 48 for -2 yards (D.Lee).
Timeout #2 by NYJ at 02:11.
- 2-12-MIA 48 (2:11) (Shotgun) F.Gore right guard to MIA 49 for 1 yard (S.McLendon).



New York Jets vs Miami Dolphins at Hard Rock Stadium

Two-Minute Warning

3-11-MIA 49 (2:00) B.Osweiler pass short right to D.Amendola to NYJ 49 for 2 yards (J.Adams).
Timeout #3 by NYJ at 01:56.

4-9-NYJ 49 (1:56) (Punt formation) M.Haack punts 38 yards to NYJ 11, Center-J.Denney, downed by MIA-S.Anthony.

New York Jets at 1:46

1-10-NYJ 11 (1:46) S.Darnold pass deep middle to C.Herdon to NYJ 32 for 21 yards (M.Fitzpatrick; K.Alonso). P14

1-10-NYJ 32 (1:21) (No Huddle, Shotgun) S.Darnold pass short left to E.McGuire to NYJ 47 for 15 yards (T.McDonald). P15

1-10-NYJ 47 (:56) (No Huddle, Shotgun) S.Darnold pass incomplete deep left.

2-10-NYJ 47 (:50) (Shotgun) S.Darnold pass incomplete short left to J.Kearse.

3-10-NYJ 47 (:46) (Shotgun) S.Darnold pass incomplete deep left to R.Anderson (X.Howard).

4-10-NYJ 47 (:41) (Shotgun) S.Darnold pass deep right intended for J.Kearse INTERCEPTED by W.Aikens at MIA 19. W.Aikens ran ob at MIA 19 for no gain.

Miami Dolphins at 0:33

1-10-MIA 19 (:33) B.Osweiler kneels to MIA 18 for -1 yards.

END OF QUARTER

	Score	Time Poss	First Downs				Efficiencies	
			R	P	X	T	3 Down	4 Down
New York Jets	6	11:22	2	4	0	6	2/6	0/2
Miami Dolphins	13	3:38	0	0	0	0	0/3	0/0



Miscellaneous Statistics Report

New York Jets vs Miami Dolphins
11/4/2018 at Hard Rock Stadium

Ten Longest Plays for New York Jets

Yards	Qtr	Play Start	Play Description
28	1	1-10-NYJ 16	(2:59) S.Darnold pass deep left to C.Herndon to NYJ 44 for 28 yards (M.Fitzpatrick, K.Alonso).
23	4	2-4-NYJ 24	(3:48) (Shotgun) S.Darnold pass short left to Q.Enunwa to NYJ 47 for 23 yards (M.Fitzpatrick; E.Hood).
21	4	1-10-NYJ 11	(1:46) S.Darnold pass deep middle to C.Herndon to NYJ 32 for 21 yards (M.Fitzpatrick; K.Alonso).
20	2	1-10-NYJ 25	(1:11) (Shotgun) S.Darnold pass short right to E.McGuire pushed ob at NYJ 45 for 20 yards (T.McDonald).
17	3	2-8-NYJ 38	(13:02) (Shotgun) S.Darnold pass short left to R.Anderson to NYJ 45 for 17 yards (X.Howard).
17	3	1-10-NYJ 47	(1:24) (Shotgun) S.Darnold pass short right to E.McGuire to NYJ 49 for 2 yards (R.McMillan). PENALTY on MIA-R.McMillan, Face Mask (15 Yards), 15 yards, enforced at NYJ 49.
15	4	3-21-NYJ 47	(6:52) (Shotgun) S.Darnold pass short left to T.Cannon to MIA 38 for 15 yards (K.Alonso; J.Baker).
15	4	1-10-NYJ 32	(1:21) (No Huddle, Shotgun) S.Darnold pass short left to E.McGuire to NYJ 47 for 15 yards (T.McDonald).
14	2	3-19-NYJ 16	(11:01) (Shotgun) E.McGuire up the middle to NYJ 30 for 14 yards (M.Fitzpatrick; X.Howard).
12	3	1-10-NYJ 18	(3:19) I.Crowell right tackle to NYJ 30 for 12 yards (K.Alonso, X.Howard).

Ten Longest Plays for Miami Dolphins

Yards	Qtr	Play Start	Play Description
26	1	1-10-MIA 25	(15:00) (Shotgun) B.Osweiler pass deep right to D.Amendola to NYJ 49 for 26 yards (M.Claiborne).
19	3	3-1-MIA 17	(9:36) (No Huddle, Shotgun) B.Osweiler pass short left to K.Stills ran ob at MIA 36 for 19 yards (M.Maye).
16	2	3-12-NYJ 33	(2:11) (No Huddle, Shotgun) B.Osweiler pass short left to J.Grant pushed ob at NYJ 17 for 16 yards (A.Williamson).
9	1	2-2-NYJ 35	(:11) B.Osweiler pass short right to K.Ballage to NYJ 26 for 9 yards (D.Lee).
9	2	2-12-NYJ 47	(4:47) (Shotgun) B.Osweiler pass short right to K.Drake pushed ob at NYJ 38 for 9 yards (A.Williamson).
9	4	1-10-MIA 25	(5:57) (Shotgun) B.Osweiler pass short right to D.Amendola to MIA 34 for 9 yards (B.Skrine).
8	1	3-9-MIA 36	(10:16) (No Huddle, Shotgun) B.Osweiler pass short middle to D.Parker to MIA 44 for 8 yards (B.Skrine).
8	1	1-10-NYJ 43	(:54) F.Gore up the middle to NYJ 35 for 8 yards (L.Williams; J.Adams).
8	3	1-10-MIA 36	(9:00) (No Huddle) B.Osweiler pass short left to K.Ballage to MIA 44 for 8 yards (J.Adams).
7	2	1-10-MIA 40	(7:14) B.Osweiler pass short right to K.Drake to MIA 47 for 7 yards (D.Roberts, A.Williamson).

Touchdown Scoring Information

	Offense	Defense	Special Teams
VISITOR New York Jets	0	0	0
HOME Miami Dolphins	0	1	0

Player Scoring Information

Club	Player	TD	Rush TD	Rec TD	KO TD	Punt TD	Int TD	Fum TD	Misc TD	FG	XP	2Pt Rush	2Pt Rec	Sfty	Points
NYJ	J.Myers	0	0	0	0	0	0	0	0	2	0	0	0	0	6
MIA	J.Sanders	0	0	0	0	0	0	0	0	2	1	0	0	0	7
MIA	J.Baker	0	0	0	0	0	1	0	0	0	0	0	0	0	6

Possession Detail

	First Half		Second Half		Game	
	Visitor	Home	Visitor	Home	Visitor	Home
Largest Lead	0	6	0	10	0	10
Drives Leading	0	3	0	6	0	9
Time of Possession Leading	0:00	7:30	0:00	9:59	0:00	17:29
Largest Deficit	-6	0	-10	0	-10	0
Drives Trailing	3	0	7	0	10	0
Time of Possession Trailing	5:09	0:00	20:01	0:00	25:10	0:00
Times Score Tied Up		0		0		0
Lead Changes		1		0		1



BIOS



STEPHEN ROSS

CHAIRMAN OF THE BOARD / MANAGING GENERAL PARTNER

COLLEGE: MICHIGAN

NFL: 11TH SEASON

DOLPHINS: 11TH SEASON

Stephen M. Ross, Chairman and Founder of Related Companies – an international real estate firm – began his ownership interest in the Miami Dolphins in February of 2008 when he became a 50 percent partner with H. Wayne Huizenga in the team, Hard Rock Stadium and the surrounding developable land. He increased that share to a 95 percent ownership of the team and the stadium on Jan. 20, 2009 and assumed the responsibility of managing general partner of both the Dolphins and the stadium, which culminated one of his long-held dreams; Mr. Ross grew up in South Florida and the Dolphins have been a lifetime passion for him.

Under Mr. Ross' leadership, the Dolphins have become one of the most fan-friendly teams in the National Football League. They have significantly expanded the Miami Dolphins Foundation's presence in the South Florida community with a host of new civic and charitable initiatives. Additionally, Mr. Ross reached a unique agreement with Miami-Dade County in June 2014 to modernize the home stadium of the Miami Dolphins. Phase I of the project was completed in time for the 2015 season and changed every seat in the stadium, rebuilt the concourses on the 100 and 300 levels, moved seats 25-feet closer to the field on the north and south sidelines, introduced five new premium spaces and allowed fans to enjoy improved food, enhanced concourses and 16 new restroom facilities throughout the stadium. For the 2016 season, Hard Rock Stadium installed a state-of-the-art canopy that keeps as many as 92 percent of the spectators in the shade and protected from the rain and four giant high-definition video boards. Unveiled in 2017 were remodeled, modernized suites throughout the stadium offering a more intimate club space on the 200 level with improved amenities and food. Also, Mr. Ross has lived up to his pledge to provide the coaches, support staff and players all of the necessary resources to build a winning team, including a \$10 million renovation to make the club's training facility a state-of-the-art venue that incorporates the latest technology and advances.

Mr. Ross is committed to supporting the community that supports the Dolphins. He has strengthened the reach of the Miami Dolphins Foundation, offering tremendous support in the areas of education, health, volunteerism and youth programs. In May 2013, Mr. Ross pledged to give more than half of his estate to philanthropic causes and charitable organizations, including South Florida-based institutions. The commitment was made through the Giving Pledge, a long-term global initiative created by Warren Buffett and Bill and Melinda Gates that aims to inspire deeper engagement in philanthropy and increase charitable giving globally. As an NFL owner, he is using his platform to harness the unifying power of sport to advance race relations across the country through the establishment of the nonprofit organization Ross Initiative in Sports for Equality (RISE). The nonprofit's efforts have been so impactful, RISE was recognized in 2017 by ESPN's Humanitarian Awards for the Stuart Scott Enspire Award. The award celebrates people who have taken risk and used an innovative approach to helping the disadvantaged through the power of sports. Mr. Ross' efforts through RISE were honored as they personify the ethos of fairness, ethics, respect and fellowship with others.

Mr. Ross graduated from the University of Michigan with a Bachelor of Business Administration degree and from Wayne State University Law School with a Juris Doctor degree. He later received a Master of Laws in Taxation from New York University School of Law. In 2004, the University of Michigan renamed its business school the Stephen M. Ross School of Business at the University of Michigan and in 2011, the school awarded him an honorary Doctor of Laws degree at its commencement.



MIKE TANNENBAUM

EXECUTIVE VICE PRESIDENT, FOOTBALL OPERATIONS

COLLEGE: MASSACHUSETTS

NFL: 22ND SEASON

DOLPHINS: FOURTH SEASON

Mike Tannenbaum enters his fourth season as the team's executive vice president of football operations after he was named to the role on Jan. 6, 2015. He originally joined the organization as a consultant in August 2014 and has more than 20 years of NFL experience at various levels of NFL personnel departments and front offices.

In his role, Tannenbaum oversees and coordinates the effort of football operations and administration. He works together with General Manager Chris Grier and Head Coach Adam Gase and other senior executives in implementing the philosophy of building a championship caliber football team. In Tannenbaum's first three seasons, he has overseen a successful transition to a new head coach and general manager, and helped the Dolphins earn their first playoff berth in eight years with a 10-6 record in 2016.

Tannenbaum has made several significant trades during his Dolphins tenure. He acquired wide receiver Kenny Stills in 2015 from the New Orleans Saints. Stills led the Dolphins with nine touchdowns and finished third in the NFL with a 17.3 yards per reception average in 2016. Prior to the 2016 NFL draft, Tannenbaum swapped first-round picks with Philadelphia, moving down five spots and adding linebacker Kiko Alonso and cornerback Byron Maxwell. The team used the acquired first-round pick (No. 13 overall) on offensive lineman Laremy Tunsil, successfully adding three starters in exchange for one selection. In 2016, Alonso led the team with 115 tackles (69 solo), Maxwell had more passes defended (15) than any Dolphins player since 2008 and Tunsil became the first Dolphin to ever start games at both guard and tackle as a rookie.

Tannenbaum has been instrumental in getting long-term contract extensions done with some of the Dolphins' top players. He renegotiated quarterback Ryan Tannehill's contract in 2017 and 2018 as one of the most modest contracts for a starting quarterback in the NFL. Tannenbaum also extended Pro Bowl defensive end Cameron Wake's deal in 2016 and 2017 and reached an extension with Pro Bowl safety Reshad Jones in 2017.

Prior to the Dolphins, Tannenbaum spent two years (2013-14) as an agent and principal at Priority Sports and Entertainment. He spent the previous 16 seasons (1997-2012) in various roles for the New York Jets, including his final seven years (2006-12) as the team's executive vice president and general manager. During his time as general manager, the Jets went to the playoffs three times, won four playoff games and made two AFC Championship game appearances.

Tannenbaum began his tenure in New York as director of player contracts in 1997 and was promoted to assistant general manager and director of pro personnel in 2001. In 2004, he was elevated to the role of assistant general manager and senior vice president of football operations before taking on the role of general manager prior to the 2006 season. Tannenbaum's first draft at the helm as general manager began with the selection of two offensive linemen, making the Jets the first team since the 1975 L.A. Rams to select two offensive linemen in the first round. Both left tackle D'Brickshaw Ferguson, chosen fourth overall, and center Nick Mangold, selected 29th overall, were named to various NFL All-Rookie teams and have since been named to multiple Pro Bowls. That draft class started 47 games in 2006 and helped the Jets advance to the first round of the NFL playoffs with a record of 10-6, a six-win improvement from the 2005 campaign.

In Tannenbaum's second draft as GM, the Jets selected two invaluable additions to their defense. Using the trade route, they moved up in rounds one and two to select cornerback Darrelle Revis and linebacker David Harris, respectively. Both emerged as starters as rookies. Revis quickly blossomed into a perennial All-Pro and Harris emerged as one of the game's most consistent linebackers. The 2011 draft generated an immediate impact when Tannenbaum selected first-rounder Muhammed Wilkerson, who started all 16 games on the defensive line during his rookie season.

Tannenbaum began his career in the NFL with the New Orleans Saints in 1994 before accepting the position of player personnel assistant with the Cleveland Browns in 1995. He returned to the Saints for the 1996 season as a player personnel assistant prior to joining the Jets in 1997.

A native of Needham, Massachusetts, Tannenbaum earned an accounting degree from the University of Massachusetts-Amherst and graduated cum laude from Tulane University Law School. He also was selected to the NFL General Managers Advisory Committee in 2008 and appointed to the board of directors of the Sports Lawyers Association, while serving as a member of the American Bar Association in the sports and entertainment division.



CHRIS GRIER

GENERAL MANAGER
COLLEGE: MASSACHUSETTS
NFL: 24TH SEASON
DOLPHINS: 19TH SEASON

Chris Grier is entering his 19th season with the Miami Dolphins and third as the club's general manager. Grier was appointed general manager on Jan. 4, 2016 after spending the previous nine years as the team's director of college scouting. He works together with Executive Vice President of Football Operations Mike Tannenbaum and Head Coach Adam Gase to help build a championship-caliber football team. In his role, Grier oversees the draft, both college and pro personnel departments and all scouting efforts.

The 2017 draft saw Grier and his personnel department net several key contributors. The Dolphins finished the season with 10 rookies on the active roster and four more on injured reserve or non-football illness lists. Miami was one of just three teams to play eight rookies on defense and one of just six to have at least four rookies start games on defense. Six undrafted rookie free agents contributed to the team that season. Defensive tackle Davon Godchaux finished his rookie campaign fourth among all NFL defensive linemen with 40 tackles (26 solo), despite being a fifth-round pick.

In his first draft as general manager in 2016, Grier worked with his staff to bring linebacker Kiko Alonso and cornerback Byron Maxwell to Miami in a trade with the Philadelphia Eagles. The deal net the team the 13th pick of the draft, which Grier used to select offensive lineman Laremy Tunsil, who started 14 games as a rookie and became the first offensive lineman in franchise history to start at least one game at both guard and tackle in his rookie year. Alonso went on to start 15 games and lead the team with 115 total tackles (69 solo), ranking No. 9 in the AFC in 2016, while Maxwell started 13 games and had 15 passes defended, the most by a Dolphins player since 2008.

The team also drafted running back Kenyan Drake and wide receiver Jakeem Grant in 2016, who became just the second rookie duo in team history to combine for a kickoff return and punt return for a touchdown in the same season. Cornerback Xavier Howard posted four interceptions in his sophomore season in 2017, including two interceptions of Patriots quarterback Tom Brady on Dec. 11, becoming the first player since Nov. 16, 2014 (Indianapolis' Mike Adams) to pick Brady off twice in the same game.

Grier helped turn more than half the roster over in 2016, as the team entered training camp with more than 45 new players acquired during the offseason. The results were a four-game improvement from the previous season, the fifth-best mark in the NFL. The Dolphins finished 10-6 with a playoff berth, the team's best record and first playoff appearance since 2008.

As the team's director of college scouting (2007-15), Grier was part of a front office that discovered numerous Pro Bowl players. During that time, the Dolphins drafted seven players that have combined for 14 Pro Bowl selections with the team. The list includes tackle Jake Long (2008-10), defensive tackle Paul Soliai (2011), punter Brandon Fields (2013), center Mike Pouncey (2013-15), safety Reshad Jones (2015; 2017), wide receiver Jarvis Landry (2015-17) and running back Jay Ajayi (2016).

Grier also did a good job of finding value late in drafts. Jones was a fifth-round pick in 2010 and was named the team's co-MVP following the 2015 season after he became the first player in team history to record at least 100 tackles, four interceptions and two sacks in a season. Ajayi was also a fifth-round pick (2015) and became the fourth player in NFL history to rush for 200 yards in three games during the same season. Ajayi's 1,272 rushing yards in 2016 were third-most in Dolphins history.

Prior to being the team's director of college scouting, Grier served as an area scout with the club from 2000-02, before being promoted to national scout/assistant director of college scouting in 2003. Miami won the AFC East during his first season with the team.


Grier started with the New England Patriots as an intern in 1994. He joined the club on a full-time basis the following year, and served as a regional scout until joining the Dolphins in 2000. In 1996, Grier was part of a New England staff that won the AFC Championship. He helped scout several players for a Patriots roster that went on to win Super Bowls XXXVI, XXXVIII and XXXIX.

Grier has worked with several of football's most successful coaches and executives throughout his career and that has helped shape his football philosophy. His father, Bobby Grier, is the former vice president of player personnel for the Patriots and recently retired as a senior personnel advisor with the Houston Texans. Chris has also worked with and learned under Pro Football Hall of Famer Bill Parcells, Patriots Head Coach Bill Belichick, Seattle Seahawks Head Coach Pete Carroll and University of Alabama Head Coach Nick Saban.

Grier attended the University of Massachusetts-Amherst where he majored in journalism and played football for two years before injuries ended his career. He spent his final two years there as an undergraduate assistant.

Chris' brother, Michael, played for the Edmonton Oilers, Washington Capitals, San Jose Sharks and Buffalo Sabres of the National Hockey League. He is currently an assistant coach for the New Jersey Devils.

A native of Holliston, Mass., Grier resides in Weston with his wife, Paige, and their two sons, Landon and Jackson.



ADAM GASE

HEAD COACH
COLLEGE: MICHIGAN STATE
NFL: 16TH SEASON
DOLPHINS: THIRD SEASON

Adam Gase was named the 12th head coach in Miami Dolphins history on Jan. 9, 2016. He holds a 16-16 record (.500) after his first two seasons as head coach.

As Miami's offensive play-caller, Gase helped engineer some memorable come-from-behind victories in 2017. In Week 6, the Dolphins overcame a 17-0 second-half deficit on the road against Atlanta, the defending NFC champions. The comeback was the team's largest since overcoming a 21-point deficit in 2005 and the team's largest road comeback win since the "Fake Spike" game in 1994. The following week, the Dolphins overcame a 14-point fourth-quarter deficit to defeat the New York Jets. Gase also helped running back Kenyan Drake lead the NFL in rushing with 444 yards during the final five weeks of the season.

In just his first season as an NFL head coach in 2016, Gase directed the Dolphins to a 10-6 record and playoff berth, the team's best record and first playoff appearance since 2008. Miami turned its season around with a six-game winning streak following a 1-4 start. The streak was the team's longest since 2005 and marked just the second time a coach other than Don Shula led the team to six straight regular season wins. From Week 6 through the end of the season, the team was third in the NFL in rushing offense (132.9 yards per game), tied for third in sacks allowed (13), tied for fourth in takeaways (21) and 11th in scoring offense (25.0 points per game). Halftime adjustments were also key to the team's improvement. The Dolphins finished the 2016 season with a +46 point differential after halftime, which ranked No. 8 in the NFL. The team outscored its opponents by a total of 221-175 after the break, including overtime wins vs. Cleveland (9/25) and at Buffalo (12/24).

With Gase directing the offense, quarterback Ryan Tannehill posted the most efficient season of his five-year NFL career, despite being lost to a season-ending injury in Week 14. Tannehill completed 261-of-389 passes (67.1 pct.) for 2,995 yards and 19 touchdowns. His 93.5 quarterback rating, 7.7 yards per attempt and 67.1 completion percentage were all career highs. Tannehill completed a 50-plus-yard pass in seven of his 13 games, which tied for the NFL lead. Tannehill and quarterback Matt Moore finished first and second in the NFL in highest red zone passer rating (min. six attempts), with Tannehill posting a 119.7 mark and Moore finishing second at 118.8.

In 2015, Gase was the offensive coordinator for the Chicago Bears. Under Gase, the Bears implemented a balanced offensive attack that improved the team's rushing totals from No. 27 in the season before Gase arrived in Chicago to No. 11 in 2015, as the unit averaged 25.6 more rushing yards per game. Bears quarterback Jay Cutler finished the 2015 season with the highest passer rating (92.3) of his career. Cutler also threw seven fewer interceptions than the previous season and his interception rate of 2.3 percent was the best showing of his career for a season where he played at least 12 games. In addition, Cutler's yards per attempt increased by 0.8, the second-largest one-year increase in his career.

Prior to joining the Bears, Gase spent six seasons (2009-14) with the Denver Broncos, during which the team compiled a 58-38 (.604) regular-season record, won four AFC West titles, three playoff games and an AFC Championship, including a trip to Super Bowl XLVIII.

While Gase was the Denver Broncos' offensive coordinator in 2013 and 2014, the Broncos led the NFL in scoring offense (34.0 points per game), total offense (430.1 yards per game) and passing offense (315.8 yards per game). During his two seasons as coordinator, seven players from the Broncos offense were named to the Pro Bowl: running back C.J. Anderson (2014), tackle Ryan Clady (2014), quarterback Peyton Manning (2013-14), wide receiver Emmanuel Sanders (2014), wide receiver Demaryius Thomas (2013-14), tight end Julius Thomas (2013-14) and guard Louis Vasquez (2013).

In 2014, the Broncos finished 12-4, winning the AFC West and earning a bye in the first round of the playoffs. Gase helped Denver finish second in scoring, averaging 30.1 points per contest. Manning continued his excellence, completing 66.2 percent of his passes and passing for 4,727 yards and 39 touchdowns. He set the NFL's career passing touchdown record on Oct. 19, 2014 against San Francisco. Demaryius Thomas broke the franchise's single-season receiving record with 1,619 receiving yards. He finished the year with 111 receptions, second in the league and a career high. Wide receiver Emmanuel Sanders also set career highs in both receptions (101) and receiving yards (1,404), ranking No. 5 in the NFL in both categories. Running back C.J. Anderson, who entered the 2014 season with just seven career carries, was instrumental in helping Denver finish the season strong. In the final seven games of the regular season, Anderson carried the ball 140 times for 648 yards (4.6 avg.) and eight touchdowns as the Broncos won five of their last seven contests. He became the first Denver running back since 2004 to rush for 150-plus yards in consecutive games.

In 2013, Gase's first as offensive coordinator, the Broncos set NFL records in both points (606) and touchdowns (76) and Denver's scoring output increased by 7.8 points per game. The Broncos totaled 59.4 yards per game more than they did in 2012 and led the NFL with 5,444 passing yards and 55 passing touchdowns. The explosive offense helped Denver finish the regular season 13-3, winning the AFC West and earning the top seed in the AFC playoffs, where the Broncos won the conference title and played in Super Bowl XLVIII.

In addition to setting NFL team records, Gase also helped Manning have the most prolific season of any quarterback in NFL history. Manning's 5,477 passing yards and 55 passing touchdowns were both NFL records that still stand today. Manning earned his fifth NFL MVP award and also was honored as the Maxwell Club Player of the Year and AP Offensive Player of the Year.

In total, the Broncos set or tied 12 NFL offense and scoring records in the 2013 season with Gase as offensive coordinator: points (606), touchdowns (76), players with 10 or more touchdowns (5), passing first downs (293), games with 50-plus points (3), points in the second half (318), individual passing yards (Manning, 5,477), individual passing touchdowns (Manning, 55), most four-touchdown passing games (Manning, 9), most two-touchdown passing games (Manning, 15), most 400-yard passing games (Peyton Manning, 4) and most 90-plus passer rating games (Manning, 15).

The 2013 Broncos were one of just four teams in the previous five seasons (2011-15) to have two 1,000-yard receivers and a 1,000-yard rusher. Wide receiver Demaryius Thomas was fourth in the NFL with 1,430 receiving yards, while fellow receiver Eric Decker ranked No. 9 with 1,288. Running back Knowshon Moreno rushed for 1,038 yards and 10 touchdowns. Denver became the only team in NFL history to have four players catch 10 or more touchdown passes in the same season. Demaryius Thomas led the way with 14 touchdown grabs, tight end Julius Thomas was second with 12, Decker finished with 11 and wide receiver Wes Welker totaled 10 touchdown receptions.

Gase served as Denver's quarterbacks coach from 2011-12. Manning joined the team in 2012 following 14 seasons with the Indianapolis Colts, including a 2011 campaign that he missed due to injury. With Gase as his position coach in 2012, Manning was wildly successful, finishing second in the league in passer rating (105.8), third in passing touchdowns (37) and sixth in passing yards (4,659). He earned the AP NFL Comeback Player of the Year award and was runner-up for NFL MVP. The Broncos won the AFC West with a 13-3 mark and finished the season on an 11-game winning streak. The team's passing offense was fifth in the NFL (283.4 yards per game) and the club finished second in scoring (30.1 points per game) and fourth in total offense (397.9 yards per game).

In 2011, Gase worked with quarterbacks Kyle Orton and Tim Tebow, helping lead the Broncos to the AFC West crown and a Wild Card playoff victory. Tebow rushed for 660 yards, the most by a quarterback in franchise history and 12th-most by an NFL quarterback ever. He also rushed for six touchdowns.

Gase joined the Broncos in 2009 as the wide receivers coach, a position he held for two seasons.

In 2010, he helped wide receiver Brandon Lloyd earn a Pro Bowl invitation after he led the league in receiving with 1,448 yards and 11 touchdowns. It was the first time a Broncos player had ever led the league in receiving yards. The 1,448 yards were 482 more than Lloyd recorded in any other season throughout his 11-year NFL career. He joined Brett Perriman (Detroit, 1995) as the only two players in NFL history to record their first 1,400-yard campaign in their eighth season or later.

Gase coached another Pro Bowl wide receiver in 2009 when Brandon Marshall caught 101 passes for 1,120 yards (11.1 avg.) and 10 touchdowns. The 101 receptions were the fourth-highest mark in the league and the Pro Bowl selection was Marshall's second of his young career. Marshall set a single-game NFL record with 21 receptions against Indianapolis on Dec. 13, 2009.

Gase spent the 2008 season as an offensive assistant for the San Francisco 49ers.

Prior to San Francisco, Gase held several roles for five seasons (2003-07) with the Detroit Lions. He coached the Lions' quarterbacks in 2007, working with quarterback Jon Kitna in one of the finest seasons of his career. Kitna passed for 4,068 yards, the second-most in his 14-year NFL career, and 18 touchdowns. His 4,068 passing yards ranked No. 6 in the NFL and he finished fifth with 355 completions.

Gase was an offensive quality control coach for the Lions in 2006. He began his NFL career as a scouting/coaching assistant for the Lions, a role he held from 2003 to 2005.

Gase began his coaching career as a defensive graduate assistant at LSU in 2000. He spent the following two seasons on the recruiting staff for Head Coach Nick Saban, winning a Southeastern Conference championship in 2001 and helping recruit a group of players that won the BCS National Championship in 2003.

He and his wife, Jennifer, have a daughter, McKenzie, and two sons, A.J. and Wyatt.

ADAM GASE'S COACHING CAREER

2000-02	Louisiana State	Graduate Assistant (2000) Recruiting Assistant (2001-02)
2003-07	Detroit Lions	Scouting/Coaching Assistant (2003-05) Offensive Quality Control (2006) Quarterbacks Coach (2007)
2008	San Francisco 49ers	Offensive Assistant
2009-14	Denver Broncos	Wide Receivers Coach (2009-10) Quarterbacks Coach (2011-12) Offensive Coordinator (2013-14)
2015	Chicago Bears	Offensive Coordinator
2016-present	Miami Dolphins	Head Coach



2018 MIAMI DOLPHINS OFFENSIVE AND STRENGTH & CONDITIONING COACHES




DOWELL LOGGAINS OFFENSIVE COORDINATOR

Born October 1, 1980, Newport, Ark. Quarterback Arkansas 2000-04. No pro playing experience. Pro coach: Dallas Cowboys 2005, Tennessee Titans 2006-2013, Cleveland Browns 2014, Chicago Bears 2015-17, joined Dolphins in 2018.



SHANE DAY TIGHT ENDS

Born September 27, 1974, Manhattan, Kan. Wide receiver Rhodes College 1995-96. No pro playing experience. College coach: Michigan 2005-06, Connecticut 2012-13. Pro coach: San Francisco 49ers 2007-09, Chicago Bears 2010-11, Washington Redskins 2014-15, joined Dolphins in 2016.



JOSH GRIZZARD OFFENSIVE QUALITY CONTROL

Born June 11, 1990, Zebulon, N.C. Defensive back Yale 2008-11. No pro playing experience. College coach: Yale 2012, Duke 2013-16. Pro coach: Joined Dolphins in 2017.



BO HARDEGREE QUARTERBACKS

Born July 5, 1984, Jackson, Tenn. Quarterback Tennessee 2003-06. No pro playing experience. College coach: Duke 2008-10, Louisiana State 2011-13. Pro coach: Denver Broncos 2014, Chicago Bears, 2015, joined Dolphins in 2016.



SHAWN JEFFERSON ASST. HEAD COACH/OFFENSE

Born February 22, 1969, Jacksonville, Fla. Wide receiver Central Florida 1988-1990. Pro wide receiver San Diego Chargers 1991-95, New England Patriots 1996-99, Atlanta Falcons 2000-02, Detroit Lions 2003. No college coaching experience. Pro coach: Detroit Lions 2005-12, Tennessee Titans 2013-15, joined Dolphins in 2016.



BEN JOHNSON WIDE RECEIVERS

Born May 11, 1986, Charleston, S.C. Quarterback North Carolina 2004-08. No pro playing experience. College coach: Boston College 2010-11. Pro coach: Joined Dolphins in 2012.




CHRIS KUPER ASSISTANT OFFENSIVE LINE

Born December 19, 1982, Anchorage, Alaska. Guard North Dakota State 2001-05. Pro guard Denver Broncos 2006-13. No college coaching experience. Pro coach: Joined Dolphins in 2016.



ERIC STUDEVILLE RUN GAME COORD./RUNNING BACKS

Born May 29, 1967, Madison, Wis. Defensive back Wisconsin-Whitewater 1985-88. No pro playing experience. College coach: Wingate 1994, Kent State 1995-96. Pro coach: Chicago Bears 1997-2000, New York Giants 2001-03, Buffalo Bills 2004-2009, Denver Broncos 2010-17 (interim head coach, four games in 2010), joined Dolphins in 2018.




JEREMIAH WASHBURN OFFENSIVE LINE

Born June 17, 1977, Boone, N.C. Guard Arkansas 1998-2000. No pro playing experience. College coach: Arkansas 2000-01. Pro coach: Carolina Panthers 2002, Baltimore Ravens 2003-08, Detroit Lions 2009-2015, Miami Dolphins 2016, Chicago Bears 2017, re-joined Miami Dolphins in 2018.



DAVE PULOKA HEAD STRENGTH & CONDITIONING

Born January 12, 1979, Arlington, Mass. Linebacker Holy Cross 1997-2000. No pro playing experience. College coach: Stevens Institute of Technology 2005, Virginia 2006. Pro coach: Atlanta Falcons 2007, joined Dolphins in 2008.



JIM ARTHUR ASST. STRENGTH & CONDITIONING

Born July 12, 1978, Cheshire, Conn. Attended Springfield (Mass.) College. No college or pro playing experience. College coach: Springfield College 2000, Louisiana Tech 2001, Boston College 2002. Pro coach: Buffalo Bills 2002-04, Chicago Bears 2005-15, joined Dolphins in 2016.



2018 MIAMI DOLPHINS DEFENSIVE AND SPECIAL TEAMS COACHES



MATT BURKE
DEFENSIVE COORDINATOR
Born March 25, 1976, Hudson, Mass.
Safety Dartmouth 1994-97. No pro playing experience. College coach: Boston College 2000-02, Harvard 2003. Pro coach: Tennessee Titans 2006-08, Detroit Lions 2009-13, Cincinnati Bengals 2014-15, joined Dolphins in 2016.




CHARLIE BULLEN
ASSISTANT LINEBACKERS
Born September 28, 1984, Palatine, Ill.
Quarterback Harper College 2005-06. No pro playing experience. College coach: Iowa 2007-11. Pro coach: Joined Dolphins in 2012.



FRANK BUSH
ASST. HEAD COACH/LINEBACKERS
Born January 10, 1963, Athens, Ga.
Linebacker North Carolina State 1981-1984. Pro linebacker Houston Oilers 1985-86. No college coaching experience. Pro coach: Houston Oilers 1987-1991 (scout), 1992-94, Denver Broncos 1995-2003, Arizona Cardinals 2004-06, Houston Texans 2007-2010, Tennessee Titans 2011-12, St. Louis/Los Angeles Rams 2013-16, joined Dolphins in 2017.



ANDRE CARTER
ASSISTANT DEFENSIVE LINE
Born May 12, 1979, Denver, Colo.
Defensive end California 1997-2000, Pro defensive end San Francisco 49ers 2001-05, Washington Redskins 2006-10, New England Patriots 2011, Oakland Raiders 2012, New England Patriots 2013. College coach: California 2015. Pro coach: Joined Dolphins in 2017.



RENALDO HILL
ASSISTANT DEFENSIVE BACKS
Born November 2, 1978, Detroit, Mich.
Safety Michigan State 1998-2000. Pro safety Arizona Cardinals 2001-04, Oakland Raiders 2005, Miami Dolphins 2006-08, Denver Broncos 2009-10. College coach: Wyoming 2012-13, Pittsburgh 2015-17. Pro coach: Joined Dolphins in 2018.



KRIS KOCUREK
DEFENSIVE LINE
Born November 15, 1978, Rockdale, Texas. Defensive tackle Texas Tech 1997-2000. Pro defensive tackle Seattle Seahawks 2001, Tennessee Titans 2002. College coach: Texas Tech 2003, Texas A&M-Kingsville 2004-05, Texas A&M-Commerce 2006, West Texas A&M 2007, Stephen F. Austin State 2008. Pro coach: Detroit Lions 2009-17, joined Dolphins in 2018.



RUSTY MCKINNEY
DEFENSIVE QUALITY CONTROL
Born October 17, 1980, Fairfax County, Va. Linebacker Towson 1998-2001. No pro playing experience. College coach: Saint Anselm 2008, Bentley University 2009-13. Pro coach: Cleveland Browns 2014-15, joined Dolphins in 2016.



TONY ODEN
DEFENSIVE BACKS
Born June 30, 1973, Cleveland Heights, Ohio. Linebacker Baldwin-Wallace 1992-95. No pro playing experience. College coach: Millersville 1996, Boston College 1997, Army 1998-99, East Carolina 2000-02, Eastern Michigan 2003. Pro coach: Houston Texans 2004-05, New Orleans Saints 2006-2011, Jacksonville Jaguars 2012, Tampa Bay Buccaneers 2013, Detroit Lions 2014-17, joined Dolphins in 2018.



DARREN RIZZI
**ASSOC. HEAD COACH/
SPECIAL TEAMS COORD.**
Born July 21, 1970, Hillsdale, N.J.
Tight End Rhode Island 1988-1991. No pro playing experience. College coach: Rhode Island 1992, Colgate 1993, New Haven 1993-97, Northeastern 1998, New Haven 1999-2001 (head coach), Rutgers 2002-07, Rhode Island 2008 (head coach). Pro coach: Joined Dolphins in 2009.



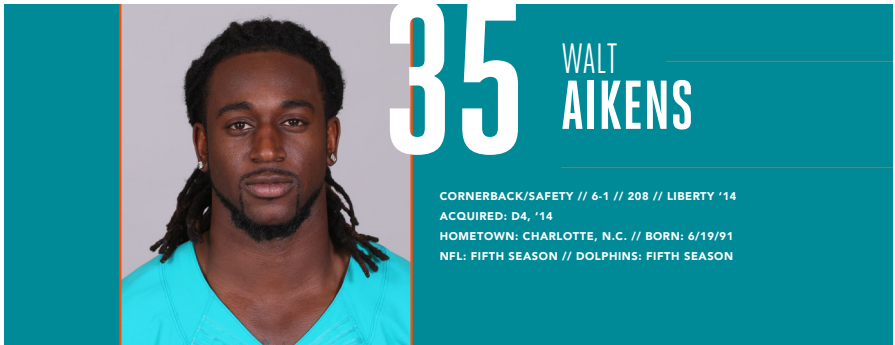
MARWAN MAALOUF
ASSISTANT SPECIAL TEAMS
Born November 26, 1976, Strongsville, Ohio. Guard Baldwin-Wallace 1997-99. No pro playing experience. College coach: Baldwin-Wallace 2000, Fordham 2001, Rutgers 2002-03. Pro coach: Cleveland Browns 2004-06, Baltimore Ravens 2008-11, Indianapolis Colts 2012, joined Dolphins in 2013.



JAY KAISER
ASSISTANT TO THE HEAD COACH
Born April 8, 1974, Liberal, Kan.
Attended Bethany. No college or pro playing experience. College coach: Bethany 1993-96, Northwest Missouri State 1997-98, Northern Iowa 1999, Toledo 2001, Kansas State 2002-08. Pro coach: Tampa Bay Buccaneers 2009-11, joined Dolphins in 2012.



RYAN CONDON
COACHING ASSISTANT
Born June 12, 1993, Westwood, N.J.
Quarterback Ithaca College 2011-15. No pro playing experience. No college coaching experience. Pro coach: Joined Dolphins in 2015.



NFL CAREER

TRANSACTIONS:

- 4th-round pick (125th overall) by Miami in the 2014 NFL draft.

CAREER HIGHLIGHTS:

- Played in 71 career games with 4 starts.
- 31 tackles (24 solo), 2 interceptions and 2 passes defended.
- 34 special teams tackles (26 solo) and 1 forced fumble.
- Missed just 2 games in his 5-year NFL career.
- Recorded the first defensive 2-point conversion in Dolphins history when he returned a blocked PAT vs. Arizona (12/11/16).

2018 (MIAMI):

- Played in 9 games.
- 1 interception and 1 pass defended; 4 special teams tackles (3 solo).
- Serves as season-long team captain.

VS. OAKLAND (9/23): 1 solo special teams tackle.

AT NEW ENGLAND (9/30): 2 special teams tackles (1 solo).

VS. N.Y. JETS (11/4): 1 interception and 1 pass defended.

- Intercepted QB Sam Darnold on 4th-and-10 with 41 seconds remaining in the game to seal Miami's 13-6 victory.

2017 (MIAMI):

- Played in all 16 games.
- 2 solo tackles.
- 7 special teams tackles (4 solo) and 1 forced fumble.

AT NEW ENGLAND (11/26): 2 special teams tackles and 1 special teams forced fumble.

- Forced WR Danny Amendola to fumble a punt at New England's 28-yard line in the 3rd quarter.

AT KANSAS CITY (12/24): 2 special teams tackles (1 solo).

VS. BUFFALO (12/31): 1 solo tackle and 2 special teams tackles (1 solo).

2016 (MIAMI):

- Played in 15 games.
- Inactive for 1 contest.
- 7 special teams tackles (4 solo).

VS. ARIZONA (12/11): Defensive 2-point conversion.

- Returned a defensive 2-point conversion following a DT Jordan Phillips blocked PAT in the 4th quarter to extend Miami's lead to 23-15.
- The defensive 2-point conversion was the first in team history.

AT N.Y. JETS (12/17): 1 assisted special teams tackle and 1 blocked punt.

- Blocked a P Lachlan Edwards punt and returned it 11 yards for a TD.
- It was Miami's first blocked punt return for a TD since 2012.

POSTSEASON:

AFC WILD CARD AT PITTSBURGH (1/8): 1 special teams tackle.

2015 (MIAMI):

- Played in all 16 games with 4 starts.
- 20 tackles (15 solo).
- 10 special teams tackles (9 solo).

AT WASHINGTON (9/13): 2 solo tackles and 1 solo special teams stop.

- Made 1st career start.

AT JACKSONVILLE (9/20): 4 tackles (2 solo).

AT PHILADELPHIA (11/15): 6 tackles (5 solo) and 3 special teams stops.

- His 6 tackles were a season high.

2014 (MIAMI):

- Played in 15 games.
- Inactive for 1 contest.
- 9 tackles (7 solo), 1 interception, 1 pass defended.
- 6 solo special teams tackles.

VS. NEW ENGLAND (9/7): 1 special teams tackle.

- Made NFL debut.

AT OAKLAND IN LONDON (9/28): 1 interception.

- Picked off QB Matt McGloin for his 1st career interception and returned it 43 yards in the 4th quarter.

AT NEW ENGLAND (12/14): 4 tackles (3 solo).

- His 4 tackles were a season high.

BEFORE THE NFL

COLLEGE (LIBERTY):

- 3-year starter (2011-13).
- Transferred from Illinois after his freshman season (2009).

CAREER (AT LIBERTY): Played in 34 games with 31

starts for Liberty; 162 tackles (120 solo), 3 sacks, 7 interceptions, 20 passes defended and 6 forced fumbles.

SENIOR (2013 AT LIBERTY): Played in 12 games with 10 starts; 62 tackles (50 solo), 3 interceptions, 6 passes defended, 3.5 tackles for loss and 1 sack; 2 punt returns for 2 yards (1.0 avg.); 2 kickoff returns for 57 yards (28.5 avg.).

- His 62 tackles were tied for the team lead.
- 1st-team All-Big South.

JUNIOR (2012 AT LIBERTY): Played in 11 games with 10 starts; 51 tackles (39 solo), 1 interception, 6 passes defended and 3 forced fumbles; 4 punt returns for 42 yards (10.5 avg.).

- His 51 tackles led the team's defensive backs.
- His 3 forced fumbles were tied for most in the conference.
- 2nd-team All-Big South.

REDSHIRT SOPHOMORE (2011 AT LIBERTY): Started all 11 games; 49 tackles (31 solo), 3 interceptions, 3 forced fumbles and 2 sacks.

- 2nd-team All-Big South.

SOPHOMORE (2010): Redshirted after transferring to Liberty.

TRUE FRESHMAN (2009 AT ILLINOIS): Played in 10 games with 5 starts; 32 tackles (26 solo) and 2 passes defended.

- All-Big Ten Freshman team.

HIGH SCHOOL (HARDING UNIVERSITY – CHARLOTTE, N.C.)

- Played quarterback and defensive back.
- Also played basketball for his father, Walter, who was the school's head basketball coach.

SENIOR (2008): Threw for 1,500 yards and 15 TDs; Rushed for 565 yards and 5 TDs; Recorded 6 interceptions.

- All-Queen City Conference Offensive Player of the Year.
- 1st-team all-conference on defense.
- Earned The Gridiron Great award.

OFF THE FIELD

COMMUNITY:

- Has been an advocate for the American Diabetes Association since joining the NFL.
- Became an ambassador for the Police Athletic/Activities League in 2018.

PERSONAL:

- Served as the Miami Dolphins correspondent at the 2017 and 2018 Pro Bowls in Orlando, Florida.
- Participated in a media combine in 2017, gaining experience with local TV and radio stations.
- **MAJOR:** Kinesiology.

WALT AIKENS' NFL REGULAR SEASON STATS

YEAR	TEAM	GP	GS	TACKLES					INTERCEPTIONS					FUMBLES	
				TOT	SOLO	ASST	SK	YDS	INT	YDS	LG	TD	PD	FF	FR
2014	MIAMI	15	0	9	7	2	0.0	0.0	1	43	43	0	1	0	0
2015	MIAMI	16	4	20	15	5	0.0	0.0	0	0	0	0	0	0	0
2016	MIAMI	15	0	0	0	0	0.0	0.0	0	0	0	0	0	0	0
2017	MIAMI	16	0	2	2	0	0.0	0.0	0	0	0	0	0	1	0
2018	MIAMI	9	0	0	0	0	0.0	0.0	1	0	0	0	1	0	0
NFL TOTALS		71	4	31	24	7	0.0	0.0	2	43	43	0	2	1	0

WALT AIKENS' NFL PLAYOFF STATS


YEAR	TEAM	GP	GS	TACKLES					INTERCEPTIONS					FUMBLES	
				TOT	SOLO	ASST	SK	YDS	INT	YDS	LG	TD	PD	FF	FR
2016	MIAMI	1	0	0	0	0	0.0	0.0	0	0	0	0	0	0	0
NFL TOTALS		1	0	0	0	0	0.0	0.0	0	0	0	0	0	0	0

ADDITIONAL STATS

Special Teams Touchdowns: 1 blocked punt return in 2016.
Special Teams Tackles: 6 in 2014, 10 in 2015, 7 in 2016, 7 in 2017, 4 in 2018 for total of 34.
Special Teams Forced Fumbles: 1 in 2017.
Blocked Kicks: 1 punt in 2016.
Defensive 2-Point Conversions: 1 in 2016.

SINGLE-GAME CAREER HIGHS

Tackles: 6 at Philadelphia, 11/15/15
Interceptions: 1 twice, last: vs. NY Jets, 11/4/18
Passes Defended: 1 twice, last: vs. NY Jets, 11/4/18
Forced Fumbles: 1 at New England, 11/26/17



47

KIKO ALONSO

LINEBACKER // 6-3 // 239 // OREGON '13
 ACQUIRED: T, '16 (PHI.)
 HOMETOWN: LOS GATOS, CALIF. // BORN: 8/14/90
 NFL: SIXTH SEASON // DOLPHINS: THIRD SEASON

NFL CAREER

TRANSACTIONS:

- Traded from Philadelphia to Miami on March 9, 2016.
- Traded from Buffalo to Philadelphia on March 10, 2015.
- 2nd-round pick (46th overall) by Buffalo in the 2013 NFL draft.

CAREER HONORS:

- 2013 PFWA NFL Defensive Rookie of the Year.
- Pepsi MAX Rookie of the Week (vs. Baltimore, 9/29/13).

CAREER HIGHLIGHTS:

- Played in 67 career games with 57 starts.
- 515 tackles (320 solo), 3 sacks, 10 interceptions, 16 passes defended, 7 forced fumbles and 7 fumble recoveries; 1 interception return for a TD.
- Totaled 100+ tackles in 3 of his 4 NFL seasons.
- Played all 1,145 of Buffalo's defensive snaps in 2013 and was one of just 3 NFL linebackers (Nick Roach and Lawrence Timmons) to do so that year.
- Became just the 8th linebacker since 1989 to record at least 150 tackles and 4 interceptions in a single season (2013).
- In 2013, his 159 tackles were third in the NFL and led all rookies:

TOTAL TACKLES IN THE NFL (2013)

PLAYER	TEAM	TOT	SOLO	ASST
1. Vontaze Burfict	Cincinnati	171	114	57
2. Paul Posluszny	Jacksonville	162	122	40
3. KIKO ALONSO	BUFFALO	159	87	72
4. Luke Kuechly	Carolina	156	93	63
5. Lavonte David	Tampa Bay	144	106	38

- Recorded 22 tackles vs. Cincinnati on Oct. 13, 2013, the 2nd-most by any NFL player during that season:

NFL SINGLE-GAME TACKLES (2013)

PLAYER	TM	OPP	DATE	TOT	SL	AST
1. Luke Kuechly	Car.	N.O.	12/22/13	24	9	15
2. KIKO ALONSO	BUF.	CIN.	10/13/13	22	9	13
3. Paul Worrlow	Atl.	Sea.	11/10/13	19	10	9
Paul Worrlow	Atl.	Car.	11/3/13	19	9	10

2018 (MIAMI):

- Started 9 games.

- 83 tackles (55 solo), 3 interceptions, 6 passes defended, 3 forced fumbles and 1 fumble recovery.

AT N.Y. JETS (9/16): 13 solo tackles and 2 forced fumbles.

- Forced a WR Robby Anderson fumble recovered by LB Raekwon McMillan at the N.Y. 49-yard line, setting up an WR Albert Wilson touchdown on Miami's next possession to extend the Dolphins lead 14-0 in the 2nd quarter.
- Forced a WR Quincy Enunwa fumble in the 4th quarter.
- Made 50th career start.

VS. CHICAGO (10/14): 11 tackles (9 solo), 1 forced fumble and 1 fumble recovery.

- Recovered a fumble that was forced by DE Robert Quinn at Miami's 1-yard line with 3:35 remaining in the 2nd quarter.
- Forced a fumble at Chicago's 43-yard line that was recovered by CB Xavier Howard with 2:00 remaining in the 4th quarter.

VS. N.Y. JETS (11/4): 7 tackles (4 solo), 1 interception and 2 passes defended.

- Intercepted QB Sam Darnold and returned it 14 yards in the 1st quarter.

2017 (MIAMI):

- Started all 16 games.
- 115 tackles (79 solo), 1 sack, 2 forced fumbles and 1 pass defended.
- His 115 total tackles were 8th in the AFC and 14th in the NFL.

VS. TENNESSEE (10/8): 7 tackles (6 solo), 1 sack, 1 pass defended and 1 forced fumble.

- Sacked QB Matt Cassel for a loss of 7 yards, forcing a fumble that was recovered by S Reshad Jones for a 38-yard TD.

VS. OAKLAND (11/15): 5 tackles (4 solo) and 1 forced fumble.

- Forced a OL Marshall Newhouse fumble that was recovered by DE Charles Harris in the 4th quarter.

AT KANSAS CITY (12/24): 11 tackles (8 solo).

- His 11 tackles were a season high.

2016 (MIAMI):

- Started 15 games.
- Inactive for 1 contest.
- 115 tackles (69 solo), 2 interceptions, 4 passes defended, 1 forced fumble and 4 fumble

recoveries.

- His 115 total tackles led the team and were 9th in the AFC.
- Tied for 1st in the NFL with 4 defensive fumble recoveries, which were the most by a Dolphins player since DE Jason Taylor in 2001.

AT SEATTLE (9/11): 11 tackles (3 solo) and 1 fumble recovery.

- Made Dolphins debut.
- Recovered a QB Russell Wilson fumble in the 4th quarter.

AT SAN DIEGO (11/13): 4 solo tackles and 1 interception.

- Intercepted QB Philip Rivers with 1:01 remaining in the 4th quarter and returned it 60 yards for a TD, sealing Miami's 31-24 win.
- It was the latest interception return to give the Dolphins a lead since at least 1991.

VS. SAN FRANCISCO (11/27): 11 tackles (4 solo), 1 interception and 1 fumble recovery.

- Became first Dolphins linebacker since at least 1993 to recover a fumble and intercept a pass in the same game.
- Recovered a TE Garrett Celek fumble in the 2nd quarter.
- Intercepted a QB Colin Kaepernick pass and returned the ball 10 yards in the 3rd quarter.
- Tackled QB Colin Kaepernick along with DT Ndamukong Suh at Miami's 2-yard line on the final play to end the game and preserve Miami's 31-24 victory.

POSTSEASON:

AFC WILD CARD AT PITTSBURGH (1/8): 6 tackles (1 solo).

2015 (PHILADELPHIA):

- Played in 11 games with 1 start.
- 43 tackles (30 solo), 1 interception and 1 pass defended.
- Traded from Buffalo to Philadelphia on March 9, 2016.

AT ATLANTA (9/14): 6 tackles (4 solo) and 1 interception.

- Made his Eagles debut.
- Recorded a one-handed interception of QB Matt Ryan in the end zone.

VS. WASHINGTON (12/26): 8 tackles (5 solo).

AT N.Y. GIANTS (1/3): 9 tackles (8 solo).

- His 9 tackles were a season high.

2014 (BUFFALO):

- Missed the entire season due to injury.
- Placed on injured reserve on Aug. 26.

2013 (BUFFALO):

- Started all 16 games.
- 159 tackles (87 solo), 4 interceptions, 2 sacks, 4 passes defended, 2 fumble recoveries and 1 forced fumble.
- Became just the 8th linebacker since 1989 to record at least 150 tackles and 4 interceptions in a single season.
- His 159 tackles were third in the NFL.
- Played all 1,145 of the team's defensive snaps

and was one of just 3 NFL linebackers (Nick Roach and Lawrence Timmons) to do so.

VS. NEW ENGLAND (9/8): 9 tackles (5 solo), 1 forced fumble and 1 fumble recovery.

- Made his NFL debut.

VS. BALTIMORE (9/29): 5 tackles (2 solo) and 2 interceptions.

- Tackled off QB Joe Flacco twice in the 2nd half, including on Baltimore's final drive to seal the win.
- Earned Pepsi MAX Rookie of the Week honors for the performance.

VS. CINCINNATI (10/13): 22 tackles (9 solo).

- His 22 tackles were the 2nd-most by an NFL player during the 2013 season.

HONORS:

- PFWA NFL Defensive Rookie of the Year
- Pepsi MAX Rookie of the Week (vs. Baltimore, 9/29)

BEFORE THE NFL

COLLEGE (OREGON):

- 3-year letterman (2009, 2011-12) and 1-year starter.

CAREER: Played in 36 games with 17 starts; 143 tackles (99 solo), 3.5 sacks, 6 interceptions, 9 passes defended, 3 forced fumbles and 2 fumble recoveries.

SENIOR (2012): Started 12 games; 81 tackles (58 solo), 1 sack and 4 interceptions.

JUNIOR (2011): Played in 12 games with 5 starts; 46 tackles (28 solo), 2 interceptions and 2.5 sacks.

- Named Rose Bowl Defensive Player of the Game with 5 tackles, 1 interception and 1.5 sacks vs. Wisconsin (1/2).

SOPHOMORE (2010): Missed the entire season.

REDSHIRT FRESHMAN (2009): Played in 12 games; 16 tackles (3 solo) and 1 forced fumble.

- Redshirted in 2008.

HIGH SCHOOL (LOS GATOS HS – LOS GATOS, CALIF.)

SENIOR (2007): 150 tackles (81 solo) and 27 sacks; 35 receptions for 559 yards (16.0 avg.) and 7 TDs.

- Helped school win the league title.
- 1st-team All-Northern California on defense.

OFF THE FIELD

COMMUNITY:

- Regularly hosts youth football camps in Puerto Rico during the offseason.
- Has made multiple mission trips to Puerto Rico to help with hurricane relief efforts.
- Brother, Carlos, was drafted by MLB's Philadelphia Phillies.

PERSONAL:

- Born to a Colombian mother and Cuban father.
- Speaks Spanish fluently and embraces Miami's Latin culture.

KIKO ALONSO'S NFL REGULAR SEASON STATS

YEAR	TEAM	GP	GS	TACKLES					INTERCEPTIONS					FUMBLES	
				TOT	SOLO	ASST	SK	YDS	INT	YDS	LG	TD	PD	FF	FR
2013	BUFFALO	16	16	159	87	72	2.0	17.0	4	38	32	0	4	1	2
2014	BUFFALO	INJURED RESERVE													
2015	PHILADELPHIA	11	1	43	30	13	0.0	0.0	1	0	0	0	1	0	0
2016	MIAMI	15	15	115	69	46	0.0	0.0	2	70	60t	1	4	1	4
2017	MIAMI	16	16	115	79	36	1.0	0.0	0	0	0	0	1	2	0
2018	MIAMI	9	9	83	55	28	0.0	0.0	3	30	15	0	6	3	1
NFL TOTALS		67	57	515	320	195	3.0	17.0	10	138	60t	1	16	7	7

KIKO ALONSO'S NFL PLAYOFF STATS


YEAR	TEAM	GP	GS	TACKLES					INTERCEPTIONS					FUMBLES	
				TOT	SOLO	ASST	SK	YDS	INT	YDS	LG	TD	PD	FF	FR
2016	MIAMI	1	1	6	1	5	0.0	0.0	0	0	0	0	0	0	0
NFL TOTALS		1	1	6	1	5	0.0	0.0	0	0	0	0	0	0	0

ADDITIONAL STATS

Defensive Touchdowns: (Miami) 1 interception return in 2016.

SINGLE-GAME CAREER HIGHS

Tackles: 22 vs. Cincinnati, 10/13/13
Sacks: 1 3 times, last: vs. Tennessee, 10/8/17
Interceptions: 2 vs. Baltimore, 9/29/13
Passes Defensed: 2 3 times, last: vs. N.Y. Jets, 11/4/18
Forced Fumbles: 2 at N.Y. Jets, 9/16/18
Fumble Recoveries: 1 7 times, last: vs. Chicago, 10/14/18



80

DANNY AMENDOLA

WIDE RECEIVER // 5-11 // 190 // TEXAS TECH '08
 ACQUIRED: UFA, '18 (NE)
 HOMETOWN: THE WOODLANDS, TEXAS // BORN: 11/2/85
 NFL: 10TH SEASON // DOLPHINS: FIRST SEASON

NFL CAREER

TRANSACTIONS:

- Signed by Miami as an unrestricted free agent from New England on March 15, 2018.
- Signed by New England as an unrestricted free agent from St. Louis on March 14, 2013.
- Signed by St. Louis on Sept. 22, 2009.
- Signed to Philadelphia's practice squad on Sept. 6, 2009.
- Waived by Philadelphia on Sept. 5, 2009.
- Signed by Philadelphia on Jan. 19, 2009.
- Signed to Philadelphia's practice squad on Jan. 7, 2009.
- Signed to Dallas' practice squad on Sept. 3, 2008.
- Waived by Dallas on Aug. 31, 2008.
- Signed by Dallas as an undrafted college free agent on April 28, 2008.

CAREER HIGHLIGHTS:

- Played in 120 career games with 55 starts.
- 466 receptions for 4,493 yards (9.6 avg.) and 20 TDs.
- 15 carries for 99 yards (6.6 avg.).
- 2-of-2 passing (100.0 pct.) for 64 yards (32.0 avg.) and 1 TD.
- 152 kickoff returns for 3,575 yards (23.5 avg.).
- 176 punt returns for 1,721 yards (9.8 avg.).
- Won 2 Super Bowls (LI and XLIX) with New England.
- Totaled 13 receptions for 126 yards (9.7 avg.), 2 TDs and a 2-point conversion in the Super Bowl wins with both TD receptions aiding 4th-quarter comebacks.
- His 21 receptions and 278 receiving yards in his 3 Super Bowl appearances are both 5th-best in all-time Super Bowl history:

NFL RECEPTION LEADERS (SUPER BOWLS)

PLAYER	TEAM(S)	REC	YDS	AVG
1. Jerry Rice	SF/Oak.	33	589	17.8
2. Andre Reed	Buf.	27	323	12.0
3. Wes Welker	NE/Den.	26	247	9.5
4. Deion Branch	NE	24	321	13.4
5. DANNY AMENDOLA	NE	21	278	13.2

NFL RECEIVING YARDS LEADERS (SUPER BOWL HISTORY)

PLAYER	TEAM(S)	REC	YDS	AVG
1. Jerry Rice	SF/Oak.	33	589	17.8
2. Lynn Swann	Pit.	16	364	22.8
3. Andre Reed	Buf.	27	323	12.0
4. Deion Branch	NE	24	321	13.4
5. DANNY AMENDOLA	NE	21	278	13.2

- His 348 receiving yards in the playoffs following the 2017 season set a Patriots franchise record and are 10th all-time in NFL history:

NFL SINGLE-SEASON RECEIVING LEADERS (PLAYOFFS)

PLAYER	TEAM	YEAR	REC	YDS	TD
1. Larry Fitzgerald	Ari.	2008	30	546	7
2. Hakeem Nicks	NYG	2011	28	444	4
3. Jerry Rice	SF	1988	21	409	6
4. Steve Smith Sr.	Car.	2003	18	404	3
5. Charlie Brown	Was.	1983	14	401	1
6. Anthony Carter	Min.	1987	23	391	1
7. Anquan Boldin	Balt.	2012	22	380	4
8. Fred Biletnikoff	Oak.	1968	14	370	4
9. Muhsin Muhammad	Car.	2003	15	352	2
10. DANNY AMENDOLA	NE	2017	26	348	2

- His 152 receiving yards in Super Bowl LII are tied for 5th-most in Super Bowl history, 3rd-most in a postseason game in Patriots history and set a Super Bowl team record:

MOST RECEPTIONS IN A SUPER BOWL

PLAYER	TM	OPP	DATE	REC	YDS	AVG
1. Jerry Rice	SF	Cin.	1/22/89	11	215	19.5
2. Ricky Saunders	Was.	Den.	1/31/88	9	193	21.4
3. Isaac Bruce	STL	Ten.	1/30/00	6	162	27.0
4. Lynn Swann	Pit.	Dal.	1/18/76	4	161	40.3
5. D. AMENDOLA	NE	PHI.	2/4/18	8	152	19.0
Andre Reed	Buf.	Dal.	1/31/93	8	152	19.0
Rod Smith	Den.	Atl.	1/31/99	5	152	30.4

PATRIOTS SINGLE-GAME RECEPTIONS LEADERS (PLAYOFF GAMES)

PLAYER	OPP	DATE	REC	YDS	AVG
1. Chris Hogan	Pit.	1/22/17	9	180	20.0
2. Deion Branch	Den.	1/14/06	8	153	19.1
3. DANNY AMENDOLA	PHI.	2/4/18	8	152	19.0
4. Rob Gronkowski	Den.	1/14/12	10	145	14.5
5. Rob Gronkowski	Den.	1/24/16	8	144	18.0

- Caught the 400th TD pass of QB Tom Brady's career vs. Jacksonville on Sept. 27, 2015.
- Tied an NFL record with 12 first-half receptions vs. Washington on Sept. 16, 2012:

MOST RECEPTIONS IN AN NFL GAME (1ST HALF ONLY)

PLAYER	TM	OPP	DATE	REC	YDS
1. DANNY AMENDOLA	STL	WAS.	9/16/12	12	133
Reggie Wayne	Ind.	Ten.	12/30/07	12	87
3. Keenan Allen	SD	GB	10/18/15	11	128
Tim Brown	Oak.	Jax.	12/21/97	11	131
Dallas Clark	Ind.	Hou.	11/8/09	11	86
Terry Glenn	NE	Cle.	10/3/99	11	145

- Tied the Rams' single-game receptions franchise record with 15 on Sept. 16, 2012:

RAMS SINGLE-GAME RECEPTIONS LEADERS

PLAYER	OPP	DATE	REC	YDS	AVG
1. DANNY AMENDOLA	WAS.	9/16/12	15	160	10.7
Flipper Anderson	NO	11/26/89	15	336	22.4
Isaac Bruce	Mia.	12/9/95	15	210	14.0
4. Marshall Faulk	Den.	9/8/02	14	91	6.5
5. Steven Jackson	KC	11/5/06	13	133	10.5
Jim Phillips	GB	12/17/61	13	101	7.8

- Led the NFL in all-purpose yards (2,364) in 2010:

NFL ALL-PURPOSE YARDAGE LEADERS (2010)

PLAYER	TEAM	AP YDS
1. DANNY AMENDOLA	ST. LOUIS	2,364
2. Arian Foster	Houston	2,221
3. Darren Sproles	San Diego	2,210
4. Jamaal Charles	Kansas City	1,935
5. Stefan Logan	Detroit	1,909

- Finished 3rd in the NFL with 29 receptions on 3rd down in 2010:

NFL RECEPTION LEADERS ON THIRD DOWN (2010)

PLAYER	TEAM	REC	YDS	AVG
1. Roddy White	Atlanta	36	497	13.8
2. Stevie Johnson	Buffalo	30	433	14.4
3. DANNY AMENDOLA	ST. LOUIS	29	298	10.3
4. Davone Bess	Miami	28	299	10.7
Kellen Winslow	Tampa Bay	28	313	11.2
Jason Witten	Dallas	28	258	9.2

- Led the NFL and set Rams franchise records in kickoff returns (66), kickoff return yards (1,618) and total return yards (1,978) in 2009:

NFL KICKOFF RETURN LEADERS (2009)

PLAYER	TEAM	KR	YDS	AVG
1. DANNY AMENDOLA	STL	66	1,618	24.5
2. Josh Cribbs	Cle.	56	1,542	27.5
3. Stefan Logan	Pit.	55	1,466	26.7
4. Darren Sproles	SD	54	1,300	24.1
5. Ted Ginn Jr.	Mia.	52	1,296	24.9

RAMS SINGLE-SEASON KICKOFF RETURN LEADERS

PLAYER	YEAR	KR	YDS	AVG
1. DANNY AMENDOLA	2009	66	1,618	24.5
2. Tony Horne	2000	57	1,379	24.2
3. Tony Horne	1998	56	1,306	23.3
4. Arlen Harris	2003	51	1,175	23.0
5. Drew Hill	1981	60	1,170	19.5

2018 (MIAMI):

- Started 9 games.
- 40 receptions for 384 yards (9.6 avg.) and 1 TD; 1-of-1 passing for 28 yards (28.0 avg.) and 1 TD; 2 punt returns for 14 yards (7.0 avg.).

AT CHICAGO (10/14): 8 receptions for 59 yards (7.4

avg.).

VS. DETROIT (10/21): 6 receptions for 84 yards (14.0 avg.) and 1 TD.

- Caught a 24-yard TD pass from QB Brock Osweiler with 6:00 remaining in the game.

AT HOUSTON (10/25): 5 receptions for 43 yards (8.6 avg.); Completed 1-of-1 passes for 28 yards (28.0 avg.) and 1 TD.

- Threw a 28-yard TD pass to RB Kenyan Drake in the 3rd quarter. It was his 1st career passing TD.
- Became the 3rd Dolphins WR to throw for a touchdown (Mark Clayton, 1983 and Albert Wilson, 2018).

2017 (NEW ENGLAND):

- Played in 15 games with 8 starts.
- Inactive for 1 game.
- 61 receptions for 659 yards (10.8 avg.) and 2 TDs.
- 1 kickoff return for 16 yards.
- 27 punt returns for 231 yards (8.6 avg.).
- His 348 receiving yards in the playoffs set a Patriots franchise record and were 10th all-time in NFL history.

VS. KANSAS CITY (9/7): 6 receptions for 100 yards (16.7 avg.).

- It was the 8th 100-yard performance of his career.

VS. CAROLINA (10/1): 6 receptions for 42 yards (7.0 avg.) and 1 TD.

- Caught a 1-yard TD pass from QB Tom Brady with 3:09 remaining to tie the game.

AT OAKLAND (11/19): 8 receptions for 66 yards (8.3 avg.) and 1 TD.

- Hauled in a 5-yard TD pass from Brady to give the team a 14-0 lead in the 2nd quarter.

POSTSEASON:

AFC DIVISIONAL VS. TENNESSEE (1/13): 11 receptions for 112 yards (10.2 avg.).

- It was his 1st 100-yard playoff effort.
- His 11 receptions are tied for 2nd-most in a playoff game in Patriots history.

AFC CHAMPIONSHIP VS. JACKSONVILLE (1/21):

7 receptions for 84 yards (12.0 avg.) and 2 TDs.

- Caught 2 TD passes in the 4th quarter to lead the Patriots to a come-from-behind victory.
- His 1st TD came on a 9-yard pass from Brady with 8:44 left to make it a 1-score game.
- Reeled in a 4-yard TD pass from Brady with 2:48 left to give New England the game-winning score.

SUPER BOWL LII VS. PHILADELPHIA (2/4): 8 receptions for 152 yards (19.0 avg.).

- His 152 receiving yards are tied for 5th-most in Super Bowl history, 3rd-most in a postseason game in Patriots history and set a Super Bowl team record.

2016 (NEW ENGLAND):

- Played in 12 games with 4 starts.
- Inactive for 4 games.
- 23 receptions for 243 yards (10.6 avg.) and 4 TDs.
- 5 kickoff returns for 129 yards (25.8 avg.).
- 18 punt returns for 121 yards (6.7 avg.).

VS. MIAMI (9/18): 4 receptions for 48 yards (12.0 avg.) and 2 TDs.

- Caught 2 TD passes in the 1st half to give New

England an early lead.

- Reeled in a 12-yard TD pass from QB Jimmy Garoppolo on the team's opening drive.
- Scored on a 10-yard catch from Garoppolo in the 2nd quarter.

AT BUFFALO (10/30): 3 receptions for 29 yards (9.7 avg.) and 1 TD.

- Caught a 9-yard TD pass from QB Tom Brady to give his team a 1st-quarter lead.

AT SAN FRANCISCO (11/20): 2 receptions for 2 yards (1.0 avg.) and 1 TD.

- Hauled in a 5-yard TD pass from Brady in the 4th quarter.

POSTSEASON:

AFC DIVISIONAL VS. HOUSTON (1/14): Played but did not record any stats.

AFC CHAMPIONSHIP VS. PITTSBURGH (1/22): 2 receptions for 12 yards (6.0 avg.).

SUPER BOWL LI VS. ATLANTA (2/5): 8 receptions for 78 yards (9.8 avg.) and 1 TD.

- Won his 2nd Super Bowl with the Patriots.
- Caught a 6-yard TD pass from Brady with 5:58 remaining to make it a 1-score game.
- Caught a 2-point conversion with 57 seconds left to tie the game and send it to overtime.

2015 (NEW ENGLAND):

- Played in 14 games with 7 starts.
- Inactive for 2 games.
- 65 receptions for 648 yards (10.0 avg.) and 3 TDs.
- 8 kickoff returns for 172 yards (21.5 avg.).
- 23 punt returns for 276 yards (12.0 avg.).

VS. JACKSONVILLE (9/27): 5 receptions for 39 yards (7.8 avg.) and 1 TD.

- His 1-yard TD reception in the 2nd quarter was the 400th career TD pass for QB Tom Brady.

VS. N.Y. JETS (10/25): 8 receptions for 86 yards (10.8 avg.) and 1 TD.

- Caught an 8-yard TD pass from Brady with 7:16 remaining to give his team the lead.

VS. BUFFALO (11/23): 9 receptions for 117 yards (13.0 avg.).

POSTSEASON:

AFC DIVISIONAL VS. KANSAS CITY (1/16): 2 receptions for 18 yards (9.0 avg.).

AFC CHAMPIONSHIP AT DENVER (1/24): 5 receptions for 39 yards (7.8 avg.).

2014 (NEW ENGLAND):

- Played in all 16 games with 4 starts.
- 27 receptions for 200 yards (7.4 avg.) and 1 TD.
- 20 kickoff returns for 482 yards (24.1 avg.).
- 16 punt returns for 132 yards (8.3 avg.).

VS. N.Y. JETS (10/16): 1 reception for 19 yards and 1 TD.

- Caught a 19-yard TD pass from QB Tom Brady in the 4th quarter.

AT N.Y. JETS (12/21): 8 receptions for 63 yards (7.9 avg.).

VS. BUFFALO (12/28): 4 receptions for 24 yards (6.0 avg.).

POSTSEASON:

AFC DIVISIONAL VS. BALTIMORE (1/10): 5 receptions for 81 yards (16.2 avg.) and 2 TDs.

- Caught 2 TD passes, both to tie the score.

- Hauled in his first TD on a 15-yard pass from Brady in the 2nd quarter.

- Scored again on a 51-yard pass from Brady in the 3rd quarter.

AFC CHAMPIONSHIP VS. INDIANAPOLIS (1/18): 1 reception for 8 yards.

SUPER BOWL XLIX VS. SEATTLE (2/1): 5 receptions for 48 yards (9.6 avg.) and 1 TD.

- Won his 1st Super Bowl.
- Caught a 4-yard TD pass from Brady with 7:55 to go and made it a 1-score game.

2013 (NEW ENGLAND):

- Played in 12 games with 6 starts.
- Inactive for 4 games.
- 54 receptions for 633 yards (11.7 avg.) and 2 TDs.

AT BUFFALO (9/8): 10 receptions for 104 yards (10.4 avg.).

- Made his Patriots debut.

VS. CLEVELAND (12/8): 4 receptions for 36 yards (9.0 avg.) and 1 TD.

- Caught a 1-yard TD pass from QB Tom Brady with 31 seconds left to win the game.

AT MIAMI (12/15): 10 receptions for 131 yards (13.1 avg.).

POSTSEASON:

AFC DIVISIONAL VS. INDIANAPOLIS (1/11): 3 receptions for 77 yards (25.7 avg.).

AFC CHAMPIONSHIP AT DENVER (1/19): Played but did not record any stats.

2012 (ST. LOUIS):

- Played in 11 games with 8 starts.
- Inactive for 5 games.
- 63 receptions for 666 yards (10.6 avg.) and 3 TDs.
- 2 kickoff returns for 16 yards (8.0 avg.).
- 17 punt returns for 122 yards (7.2 avg.).

VS. WASHINGTON (9/16): 15 receptions for 160 yards (10.7 avg.) and 1 TD.

- Tied an NFL record with 12 first-half receptions.
- His 15 receptions tied the Rams' single-game receptions franchise record.

VS. SEATTLE (9/30): 6 receptions for 55 yards (9.2 avg.) and 1 TD.

- Caught a 2-yard TD pass from P Johnny Hekker on a fake field goal.

AT SAN FRANCISCO (11/11): 11 receptions for 102 yards (9.3 avg.).

2011 (ST. LOUIS):

- Started 1 game.
- Inactive for 3 games.
- Missed the rest of the season after being placed on injured reserve on Oct. 10.
- 5 receptions for 45 yards (9.0 avg.).

VS. PHILADELPHIA (9/11): 5 receptions for 45 yards (9.0 avg.).

2010 (ST. LOUIS):

- Played in all 16 games with 6 starts.
- 85 receptions for 689 yards (8.1 avg.) and 3 TDs.
- 50 kickoff returns for 1,142 yards (22.8 avg.).
- 40 punt returns for 452 yards (11.3 avg.).
- Led the NFL in all-purpose yards (2,364).
- Was 3rd in the NFL with 29 receptions on 3rd

down.

AT DETROIT (10/10): 12 receptions for 95 yards (7.9 avg.).

VS. CAROLINA (10/31): 6 receptions for 28 yards (4.7 avg.) and 1 TD.

- Caught a 2-yard TD pass from QB Sam Bradford in the 2nd quarter.

AT SAN FRANCISCO (11/14): 7 receptions for 51 yards (7.3 avg.) and 1 TD.

- Caught a 5-yard TD pass from Bradford in the 2nd quarter.

2009 (ST. LOUIS/PHILADELPHIA):

- Played in 14 games with 2 starts.
- Signed by St. Louis from Philadelphia's practice squad on Sept. 22, 2009.
- Spent 2 weeks on Philadelphia's practice squad.
- Spent the entire offseason and training camp with Philadelphia.
- 43 receptions for 326 yards (7.6 avg.) and 1 TD.
- 66 kickoff returns for 1,618 yards (24.5 avg.).
- 31 punt returns for 360 yards (11.6 avg.).
- Led the NFL and set Rams franchise records in kickoff returns (66), kickoff return yards (1,618) and total return yards (1,978).

VS. GREEN BAY (9/27): Played but did not record any stats.

- Made his NFL debut.

VS. SEATTLE (11/29): 7 receptions for 55 yards (7.9 avg.).

- Made his 1st NFL start.

VS. HOUSTON (12/20): 2 receptions for 7 yards (3.5 avg.) and 1 TD.

- Caught a 2-yard TD pass from QB Keith Null for his 1st career score.

2008 (PHILADELPHIA/DALLAS):

- Spent 1 playoff week on Philadelphia's practice squad.
- Was on Dallas' practice squad for the remainder of the season.
- Also spent the offseason and training camp with Dallas.

BEFORE THE NFL

COLLEGE (TEXAS TECH):

- 4-year letterman (2004-07) and 3-year starter.

CAREER: Played in all 50 games with 33 starts; 204 receptions for 2,246 yards (11.0 avg.) and 15 TDs; 7 carries for 20 yards (2.9 avg.); 17 kickoff returns for 290 yards (17.1 avg.); 116 punt returns for 1,283 yards (11.1 avg.) and 1 TD.

- Finished his career 5th in school history with 204 receptions and 8th with 2,246 receiving yards.
- His 3,839 career all-purpose yards were 7th in school history.

- His 1,283 career punt return yards were 3rd in school history.

SENIOR (2007): Started all 13 games; 109 receptions for 1,245 yards (11.4 avg.) and 6 TDs; 14 punt returns for 222 yards (15.9 avg.).

- His 109 receptions were 2nd and his 1,245 receiving yards were 4th in school history.
- Joined WR Michael Crabtree (134) to set an FBS record for most passes caught by two players on the same team (243) in the same season.
- 2nd-team All-Big 12.

JUNIOR (2006): Played in all 13 games with 11 starts; 48 receptions for 487 yards (10.1 avg.) and 5 TDs; 3 carries for 12 yards (4.0 avg.); 41 punt returns for 377 yards (9.2 avg.).

- His 9.2 yards per punt return average was 6th in the Big 12.
- Honorable mention All-Big 12.

SOPHOMORE (2005): Played in all 12 games with 8 starts; 34 receptions for 395 yards (11.6 avg.) and 3 TDs; 2 carries for -1 yard (-0.5 avg.); 9 kickoff returns for 141 yards (15.7 avg.); 32 punt returns for 313 yards (9.8 avg.).

- Honorable mention All-Big 12.

TRUE FRESHMAN (2004): Played in all 12 games with 1 start; 13 receptions for 119 yards (9.2 avg.) and 1 TD; 2 carries for 9 yards (4.5 avg.); 8 kickoff returns for 149 yards (18.6 avg.); 29 punt returns for 371 yards (12.8 avg.) and 1 TD.

- 1st-team All-Big 12 as a return specialist.
- Only true freshman to play for the team that season.

HIGH SCHOOL (THE WOODLANDS HS – THE WOODLANDS, TEXAS)

- Played wide receiver and safety.
- Also earned all-state honors as a second baseman on the baseball team.

SENIOR (2003): 60 receptions for 864 yards (14.4 avg.) and 9 TDs.

- 1st-team all-state.

OFF THE FIELD

COMMUNITY:

- Started the Danny Amendola Catches for Kids Foundation to provide opportunities, support and resources to children and families in need.
- Following the 2013 Boston Marathon bombing, he donated \$100 for every catch to a victim recovery fund.

PERSONAL:

- Brother, Matt, played safety at Baylor in the early 2000s.
- **PRONUNCIATION:** Last name is pronounced am-men-DOLE-uh.

DANNY AMENDOLA'S NFL REGULAR SEASON STATS

YEAR	TEAM	GP	GS	RECEIVING					RUSHING				
				REC	YDS	AVG	LG	TD	ATT	YDS	AVG	LG	TD
2009	ST. LOUIS	14	2	43	326	7.6	25	1	3	-2	-0.7	8	0
2010	ST. LOUIS	16	6	85	689	8.1	36	3	7	81	11.6	30	0
2011	ST. LOUIS	1	1	5	45	9.0	18	0	0	0	0.0	0	0
2012	ST. LOUIS	11	8	63	666	10.6	56	3	2	8	4.0	6	0
2013	NEW ENGLAND	12	6	54	633	11.7	57	2	1	1	1.0	1	0
2014	NEW ENGLAND	16	4	27	200	7.4	21	1	0	0	0.0	0	0
2015	NEW ENGLAND	14	7	65	648	10.0	41	3	2	11	5.5	8	0
2016	NEW ENGLAND	12	4	23	243	10.6	32	4	0	0	0.0	0	0
2017	NEW ENGLAND	15	8	61	659	10.8	27	2	0	0	0.0	0	0
2018	MIAMI	9	9	40	384	9.6	26	1	0	0	0.0	0	0
NFL TOTALS		120	55	466	4493	9.6	57	20	15	99	6.6	30	0

DANNY AMENDOLA'S NFL REGULAR SEASON RETURNING STATS

YEAR	TEAM	KICKOFF RETURN					PUNT RETURN					
		KR	YDS	AVG	LG	TD	PR	FC	YDS	AVG	LG	TD
2009	ST. LOUIS	66	1618	24.5	58	0	31	11	360	11.6	56	0
2010	ST. LOUIS	50	1142	22.8	84	0	40	18	452	11.3	42	0
2011	ST. LOUIS	0	0	0.0	-	0	1	0	0	0.0	0	0
2012	ST. LOUIS	2	16	8.0	12	0	17	10	122	7.2	22	0
2013	NEW ENGLAND	0	0	0.0	-	0	1	0	13	13.0	13	0
2014	NEW ENGLAND	20	482	24.1	81	0	16	5	132	8.3	39	0
2015	NEW ENGLAND	8	172	21.5	29	0	23	12	276	12.0	82	0
2016	NEW ENGLAND	5	129	25.8	73	0	18	7	121	6.7	30	0
2017	NEW ENGLAND	1	16	16.0	16	0	27	18	231	8.6	40	0
2018	MIAMI	0	0	0.0	-	0	2	4	14	7.0	12	0
NFL TOTALS		152	3575	23.5	84	0	176	85	1721	9.8	82	0

DANNY AMENDOLA'S NFL PLAYOFF STATS

YEAR	TEAM	GP	GS	RECEIVING					RUSHING				
				REC	YDS	AVG	LG	TD	ATT	YDS	AVG	LG	TD
2013	NEW ENGLAND	2	1	3	77	25.7	53	0	0	0	0.0	0	0
2014	NEW ENGLAND	3	1	11	137	12.5	51	3	1	-2	-2.0	-2	0
2015	NEW ENGLAND	2	2	7	57	8.1	16	0	0	0	0.0	0	0
2016	NEW ENGLAND	3	0	10	90	9.0	20	1	1	15	15.0	15	0
2017	NEW ENGLAND	3	2	26	348	13.4	50	2	1	3	3.0	3	0
PLAYOFF TOTALS		13	6	57	709	12.4	53	6	3	16	5.3	15	0

DANNY AMENDOLA'S NFL PLAYOFF RETURNING STATS

YEAR	TEAM	KICKOFF RETURN					PUNT RETURN					
		KR	YDS	AVG	LG	TD	PR	FC	YDS	AVG	LG	TD
2014	NEW ENGLAND	9	213	23.7	30	0	0	2	0	0.0	-	0
2015	NEW ENGLAND	0	0	0.0	-	0	4	4	54	13.5	28	0
2017	NEW ENGLAND	0	0	0.0	-	0	5	9	52	10.4	20	0
NFL TOTALS		9	213	23.7	30	0	9	15	106	11.8	28	0

ADDITIONAL STATS

Passing: (New England) 1-of-1 (100.0 pct.) for 36 yards in 2015, (Miami) 1-of-1 (100.0 pct.) for 28 yards and 1 TD in 2018 for total of 2-of-2 (100.0 pct.) for 64 yards and 1 TD.

Miscellaneous Tackles: (St. Louis) 3 in 2009, 1 in 2010, 1 in 2012, (New England) 1 in 2016, 2 in 2017, (Miami) 1 in 2018 for total of 9.

SINGLE-GAME CAREER HIGHS

Receptions:	15	vs. Washington, 9/16/12
Receiving Yards:	160	vs. Washington, 9/16/12
Longest Reception:	57	vs. Pittsburgh, 11/3/13
Receiving TDs:	2	3 times, last: vs. Jacksonville, 1/21/18*
Punt Returns:	5	twice, last: vs. San Francisco, 1/3/10
Punt Return Yards:	84	at N.Y. Giants, 11/15/15
Longest Punt Return:	82	at N.Y. Giants, 11/15/15
Kickoff Returns:	9	at Tennessee, 12/13/09
Kickoff Return Yards:	217	at Tennessee, 12/13/09
Longest Kickoff Return:	84	vs. San Francisco, 12/26/10

* AFC Divisional game

100-YARD RECEIVING GAMES (10)

DATE	OPPONENT	REC	YDS	AVG	LG	TD
9/16/12	WASHINGTON	15	160	10.7	56	1
11/11/12	at San Francisco	11	102	9.3	16	0
9/8/13	at Buffalo	10	104	10.4	24	0
11/3/13	PITTSBURGH	4	122	30.5	57	1
12/15/13	at Miami	10	131	13.1	30	0
10/18/15	at Indianapolis	7	105	15.0	35	0
11/23/15	BUFFALO	9	117	13.0	41	0
9/7/17	KANSAS CITY	6	100	16.7	27	0
1/13/18	TENNESSEE*	11	112	10.5	25	0
2/4/18	vs. Philadelphia**	8	152	19.0	50	0

* AFC Divisional game

** Super Bowl XLIII

2009 GAME-BY-GAME STATS (ST. LOUIS)

DATE	OPPONENT	P/S	REC	YDS	AVG	LG	TD
09/13	at Seattle		NOT ON ROSTER				
09/20	at Washington		NOT ON ROSTER				
09/27	GREEN BAY	1/0	0	0	0.0	-	0
10/04	at San Francisco	1/0	1	8	8.0	8	0
10/11	MINNESOTA	1/0	5	43	8.6	14	0
10/18	at Jacksonville	1/0	3	25	8.3	13	0
10/25	INDIANAPOLIS	1/0	5	39	7.8	14	0
11/01	at Detroit	1/0	1	13	13.0	13	0
11/15	NEW ORLEANS	1/0	0	0	0.0	-	0
11/22	ARIZONA	1/0	4	61	15.3	25	0
11/29	SEATTLE	1/1	7	55	7.9	11	0
12/06	at Chicago	1/0	1	0	0.0	0	0
12/13	at Tennessee	1/0	5	19	3.8	8	0
12/20	HOUSTON	1/0	2	7	3.5	5	1
12/27	at Arizona	1/0	6	38	6.3	12	0
01/03	SAN FRANCISCO	1/1	3	18	6.0	9	0
2009 TOTALS		14/2	43	326	7.6	25	1

2010 GAME-BY-GAME STATS (ST. LOUIS)

DATE	OPPONENT	P/S	REC	YDS	AVG	LG	TD
09/12	ARIZONA	1/1	6	67	11.2	36	0
09/19	at Oakland	1/1	4	39	9.8	16	0
09/26	WASHINGTON	1/0	6	56	9.3	18	0
10/03	SEATTLE	1/0	5	46	9.2	14	0
10/10	at Detroit	1/1	12	95	7.9	18	0
10/17	SAN DIEGO	1/0	3	19	6.3	11	0
10/24	at Tampa Bay	1/0	3	29	9.7	18	1
10/31	CAROLINA	1/0	6	28	4.7	9	1
11/14	at San Francisco	1/1	7	51	7.3	25	1
11/21	ATLANTA	1/1	8	63	7.9	18	0
11/28	at Denver	1/0	4	41	10.3	17	0
12/05	at Arizona	1/0	1	17	17.0	17	0
12/12	at New Orleans	1/0	3	16	5.3	10	0
12/19	KANSAS CITY	1/0	7	60	8.6	16	0
12/26	SAN FRANCISCO	1/1	8	53	6.6	10	0
01/02	at Seattle	1/0	2	9	4.5	6	0
2010 TOTALS		16/6	85	689	8.1	36	3

2011 GAME-BY-GAME STATS (ST. LOUIS)

DATE	OPPONENT	P/S	REC	YDS	AVG	LG	TD
09/11	PHILADELPHIA	1/1	5	45	9.0	18	0
09/19	at N.Y. Giants		INACTIVE				
09/25	BALTIMORE		INACTIVE				
10/02	WASHINGTON		INACTIVE				
10/16	at Green Bay		INJURED RESERVE				
10/23	at Dallas		INJURED RESERVE				
10/30	NEW ORLEANS		INJURED RESERVE				
11/06	at Arizona		INJURED RESERVE				
11/13	at Cleveland		INJURED RESERVE				
11/20	SEATTLE		INJURED RESERVE				
11/27	ARIZONA		INJURED RESERVE				
12/04	at San Francisco		INJURED RESERVE				
12/12	at Seattle		INJURED RESERVE				
12/18	CINCINNATI		INJURED RESERVE				
12/24	at Pittsburgh		INJURED RESERVE				
01/01	SAN FRANCISCO		INJURED RESERVE				
2011 TOTALS		1/1	5	45	9.0	18	0

2012 GAME-BY-GAME STATS (ST. LOUIS)

DATE	OPPONENT	P/S	REC	YDS	AVG	LG	TD
09/09	at Detroit	1/1	5	70	14.0	17	0
09/16	WASHINGTON	1/1	15	160	10.7	56	1
09/23	at Chicago	1/1	5	66	13.2	30	0
09/30	SEATTLE	1/1	6	55	9.2	15	1
10/04	ARIZONA	1/0	1	44	44.0	44	0
10/14	at Miami		INACTIVE				
10/21	GREEN BAY		INACTIVE				
10/28	NEW ENGLAND		INACTIVE				
11/11	at San Francisco	1/1	11	102	9.3	16	0
11/18	N.Y. JETS	1/1	7	41	5.9	10	0
11/25	at Arizona	1/0	1	38	38.0	38	0
12/02	SAN FRANCISCO		INACTIVE				
12/09	at Buffalo		INACTIVE				
12/16	MINNESOTA	1/1	6	58	9.7	26	1
12/23	at Tampa Bay	1/1	2	5	2.5	8	0
12/30	at Seattle	1/0	4	27	6.8	9	0
2012 TOTALS		11/8	63	666	10.6	56	3

2013 GAME-BY-GAME STATS (NEW ENGLAND)

DATE	OPPONENT	P/S	REC	YDS	AVG	LG	TD
09/08	at Buffalo	1/1	10	104	10.4	24	0
09/12	N.Y. JETS		INACTIVE				
09/22	TAMPA BAY		INACTIVE				
09/29	at Atlanta		INACTIVE				
10/06	at Cincinnati	1/0	4	55	13.8	21	0
10/13	NEW ORLEANS	1/1	2	0	0.0	1	0
10/20	at N.Y. Jets		INACTIVE				
10/27	MIAMI	1/1	3	15	5.0	8	0
11/03	PITTSBURGH	1/1	4	122	30.5	57	1
11/18	at Carolina	1/1	6	45	7.5	13	0
11/24	DENVER	1/0	3	17	5.7	8	0
12/01	at Houston	1/0	5	54	10.8	17	0
12/08	CLEVELAND	1/0	4	36	9.0	13	1
12/15	at Miami	1/1	10	131	13.1	30	0
12/22	at Baltimore	1/0	2	45	22.5	34	0
12/29	BUFFALO	1/0	1	9	9.0	9	0
2013 TOTALS		12/6	54	633	11.7	57	2

DATE	OPPONENT	P/S	REC	YDS	AVG	LG	TD
01/11	INDIANAPOLIS*	1/0	3	77	25.7	53	0
01/19	at Denver**	1/1	0	0	0.0	-	0
PLAYOFF TOTALS		2/1	3	77	25.7	53	0

* AFC Divisional game

** AFC Championship

2014 GAME-BY-GAME STATS (NEW ENGLAND)

DATE	OPPONENT	P/S	REC	YDS	AVG	LG	TD
09/07	at Miami	1/0	3	16	5.3	8	0
09/14	at Minnesota	1/0	0	0	0.0	-	0
09/21	OAKLAND	1/0	0	0	0.0	-	0
09/29	at Kansas City	1/1	0	0	0.0	-	0
10/05	CINCINNATI	1/0	1	7	7.0	7	0
10/12	at Buffalo	1/0	0	0	0.0	-	0
10/16	N.Y. JETS	1/0	1	19	19.0	19t	1
10/26	CHICAGO	1/1	2	5	2.5	6	0
11/02	DENVER	1/0	2	35	17.5	21	0
11/16	at Indianapolis	1/0	2	13	6.5	9	0
11/23	DETROIT	1/0	0	0	0.0	-	0
11/30	at Green Bay	1/0	0	0	0.0	-	0
12/07	at San Diego	1/0	3	7	2.3	5	0
12/14	MIAMI	1/0	1	11	11.0	11	0
12/21	at N.Y. Jets	1/1	8	63	7.9	12	0
12/28	BUFFALO	1/1	4	24	6.0	12	0
2014 TOTALS		16/4	27	200	7.4	21	1

DATE	OPPONENT	P/S	REC	YDS	AVG	LG	TD
01/10	BALTIMORE*	1/1	5	81	16.2	51t	2
01/18	INDIANAPOLIS**	1/0	1	8	8.0	8	0
02/01	vs. Seattle***	1/0	5	48	9.6	17	1
PLAYOFF TOTALS		3/1	11	137	12.5	51t	3

* AFC Divisional game

** AFC Championship

*** Super Bowl XLIX

2015 GAME-BY-GAME STATS (NEW ENGLAND)

DATE	OPPONENT	P/S	REC	YDS	AVG	LG	TD
09/10	PITTSBURGH	1/1	2	24	12.0	18	0
09/20	at Buffalo	1/1	1	29	29.0	29	0
09/27	JACKSONVILLE	1/1	5	39	7.8	12	1
10/11	at Dallas	1/0	2	6	3.0	4	0
10/18	at Indianapolis	1/0	7	105	15.0	35	0
10/25	N.Y. JETS	1/1	8	86	10.8	23	1
10/29	MIAMI	1/1	1	11	11.0	11	0
11/08	WASHINGTON	1/1	4	24	6.0	11	0
11/15	at N.Y. Giants	1/0	10	79	7.9	12	0
11/23	BUFFALO	1/1	9	117	13.0	41	0
11/29	at Denver						
12/06	PHILADELPHIA	1/0	7	62	8.9	14	1
12/13	at Houston	1/0	6	46	7.7	10	0
12/20	TENNESSEE	1/0	1	3	3.0	3	0
12/27	at N.Y. Jets						
01/03	at Miami	1/0	2	17	8.5	9	0
2015 TOTALS		14/7	65	648	10.0	41	3

DATE	OPPONENT	P/S	REC	YDS	AVG	LG	TD
01/16	KANSAS CITY*	1/1	2	18	9.0	16	0
01/24	at Denver**	1/1	5	39	7.8	10	0
PLAYOFF TOTALS		2/2	7	57	8.1	16	0

* AFC Divisional game
** AFC Championship

2016 GAME-BY-GAME STATS (NEW ENGLAND)

DATE	OPPONENT	P/S	REC	YDS	AVG	LG	TD
09/11	at Arizona	1/0	3	48	16.0	32	0
09/18	MIAMI	1/0	4	48	12.0	13	2
09/22	HOUSTON	1/0	2	23	11.5	16	0
10/02	BUFFALO	1/1	0	0	0.0	-	0
10/09	at Cleveland	1/0	2	11	5.5	7	0
10/16	CINCINNATI	1/0	2	30	15.0	17	0
10/23	at Pittsburgh	1/0	0	0	0.0	-	0
10/30	at Buffalo	1/0	3	29	9.7	15	1
11/13	SEATTLE	1/1	1	14	14.0	14	0
11/20	at San Francisco	1/0	2	2	1.0	5t	1
11/27	at N.Y. Jets	1/1	1	8	8.0	8	0
12/04	L.A. RAMS	1/1	3	30	10.0	17	0
12/12	BALTIMORE						
12/18	at Denver						
12/24	N.Y. JETS						
01/01	at Miami						
2016 TOTALS		12/4	23	243	10.6	5t	4

DATE	OPPONENT	P/S	REC	YDS	AVG	LG	TD
01/14	HOUSTON*	1/0	0	0	0.0	-	0
01/22	PITTSBURGH**	1/0	2	12	6.0	8	0
02/05	vs. Atlanta***	1/0	8	78	9.8	20	1
PLAYOFF TOTALS		3/0	10	90	9.0	20	1

* AFC Divisional game
** AFC Championship
*** Super Bowl LI

2017 GAME-BY-GAME STATS (NEW ENGLAND)


DATE	OPPONENT	P/S	REC	YDS	AVG	LG	TD
09/07	KANSAS CITY	1/0	6	100	16.7	27	0
09/17	at New Orleans						
09/24	HOUSTON	1/0	3	48	16.0	27	0
10/01	CAROLINA	1/1	6	42	7.0	16	1
10/05	at Tampa Bay	1/0	8	77	9.6	14	0
10/15	at N.Y. Jets	1/1	3	40	13.3	17	0
10/22	ATLANTA	1/0	3	17	5.7	7	0
10/29	L.A. CHARGERS	1/0	2	14	7.0	9	0
11/12	at Denver	1/0	4	36	9.0	16	0
11/19	at Oakland	1/0	8	66	8.3	18	1
11/26	MIAMI	1/1	1	15	15.0	15	0
12/03	at Buffalo	1/1	2	34	17.0	27	0
12/11	at Miami	1/1	6	76	12.7	26	0
12/17	at Pittsburgh	1/1	2	23	11.5	12	0
12/24	BUFFALO	1/1	3	28	9.3	13	0
12/31	N.Y. JETS	1/1	4	43	10.8	16	0
2017 TOTALS		15/8	61	659	10.8	27	2

DATE	OPPONENT	P/S	REC	YDS	AVG	LG	TD
01/13	TENNESSEE*	1/1	11	112	10.2	25	0
01/21	JACKSONVILLE**	1/1	7	84	12.0	21	2
02/04	vs. Philadelphia***	1/0	8	152	19.0	50	0
PLAYOFF TOTALS		3/2	26	348	13.4	50	2

* AFC Divisional game
** AFC Championship
*** Super Bowl LII

2018 GAME-BY-GAME STATS (MIAMI)

DATE	OPPONENT	P/S	REC	YDS	AVG	LG	TD
09/09	TENNESSEE	1/1	4	26	6.5	8	0
09/16	at N.Y. Jets	1/1	4	32	8.0	14	0
09/23	OAKLAND	1/1	3	42	14.0	15	0
09/30	at New England	1/1	2	21	10.5	18	0
10/07	at Cincinnati	1/1	3	30	10.0	16	0
10/14	CHICAGO	1/1	8	59	7.4	13	0
10/21	DETROIT	1/1	6	84	14.0	24t	1
10/25	at Houston	1/1	5	43	8.6	13	0
11/04	N.Y. JETS	1/1	5	47	9.4	26	0
11/11	at Green Bay						
11/25	at Indianapolis						
12/02	BUFFALO						
12/09	NEW ENGLAND						
12/16	at Minnesota						
12/23	JACKSONVILLE						
12/30	at Buffalo						
2018 TOTALS		9/9	40	384	9.6	26	1



44

STEPHONE ANTHONY

LINEBACKER // 6-3 // 245 // CLEMSON '15
ACQUIRED: T, '17 (NO)
HOMETOWN: POLKTON, N.C. // BORN: 7/28/92
NFL: FOURTH SEASON // DOLPHINS: SECOND SEASON

NFL CAREER

TRANSACTIONS:

- Traded from New Orleans to Miami on Sept. 19, 2017.
- 1st-round pick (31st overall) by New Orleans in the 2015 NFL draft.

CAREER HIGHLIGHTS:

- Played in 43 career games with 19 starts.
- 143 tackles (94 solo), 1 sack, 1 interception, 5 passes defended, 2 forced fumbles and 1 fumble recovery.
- 5 special teams tackles (1 solo).
- Started all 16 games and totaled 112 tackles in his rookie season (2015).

2018 (MIAMI):

- Played in 9 games.
- 1 assisted tackle.
- 4 special teams tackles (1 solo).

VS. OAKLAND (9/23): 2 assisted special teams tackles.

AT CINCINNATI (10/7): 1 assisted tackle.

AT HOUSTON (10/25): 1 special teams tackle.

2017 (MIAMI/NEW ORLEANS):

- Played in 8 games with Miami.
- Dressed but did not play in 1 game with Miami.
- Inactive for 6 games with Miami and 2 games with New Orleans.
- Traded from New Orleans to Miami on Sept. 19, 2017.
- 15 tackles (12 solo).

VS. NEW ORLEANS IN LONDON (10/1): Appeared on special teams.

- Made his Dolphins debut.

VS. DENVER (12/3): 5 tackles (4 solo).

VS. BUFFALO (12/31): 5 solo tackles.

2016 (NEW ORLEANS):

- Played in 10 games with 3 starts.
- Inactive for 4 games.
- Placed on injured reserve on Dec. 20, missing the final 2 games.
- 15 tackles (12 solo).

VS. ATLANTA (9/26): 3 solo tackles.

AT TAMPA BAY (12/11): 9 tackles (7 solo).

2015 (NEW ORLEANS):

- Started all 16 games.
- 112 tackles (70 solo), 1 sack, 1 interception, 2 forced fumbles, 1 fumble recovery and 5 passes defended.

AT ARIZONA (9/13): 4 tackles (3 solo) and 1 pass defended.

- Started in his NFL debut.

AT INDIANAPOLIS (10/25): 7 tackles (5 solo), 1 interception and 1 pass defended.

VS. CAROLINA (12/6): 10 tackles (4 solo), 1 forced fumble and 1 fumble recovery.

BEFORE THE NFL

COLLEGE (CLEMSON):

- 4-year letterman (2011-14) and 3-year starter.

CAREER: Played in 52 games with 35 starts; 330 tackles (210 solo), 9.5 sacks, 3 interceptions, 13 passes defended, 5 forced fumbles and 1 fumble recovery.

SENIOR (2014): Played in 13 games with 12 starts; 90 tackles (61 solo), 2.5 sacks, 1 interception, 4 passes defended and 2 forced fumbles.

- Semifinalist for the Butkus Award.
- Consensus 1st-team All-American.
- Team Co-Captain.

JUNIOR (2013): Started all 13 games; 131 tackles (75 solo), 4 sacks, 1 interception, 5 passes defended and 1 fumble recovery.

- 2nd-team All-ACC.

SOPHOMORE (2012): Played in all 13 games with 7 starts; 77 tackles, 1 sack, 1 interception, 3 passes defended and 1 forced fumble.

- Honorable mention sophomore All-American.

TRUE FRESHMAN (2011): Played in 13 games with 3 starts; 32 tackles, 2 sacks, 1 pass defended and 2 forced fumbles.

HIGH SCHOOL (ANSON HS – WADESBORO, N.C.)

- Also played catcher on the baseball team and power forward on the basketball team.

SENIOR (2010): 123 tackles, 4 sacks, 2 interceptions; 50 carries for 302 yards (6.0 avg.); 14 kickoff returns for 498 yards (35.6 avg.).

- 1st-team All-American.
- 1st-team all-state.
- Conference Player of the Year.

JUNIOR (2009):

- 1st-team all-state.

SOPHOMORE (2008):

- Conference Player of the Year.

OFF THE FIELD**PERSONAL:**

- Cousin, Tyrone Crowder, was a 3-year All-ACC honoree at guard (2015-17) for Clemson.
- **PRONUNCIATION:** First name is pronounced steh-FAHN.
- **MAJOR:** Sociology.

STEPHONE ANTHONY'S NFL REGULAR SEASON STATS

YEAR	TEAM	GP	GS	TACKLES				INTERCEPTIONS					FUMBLES		
				TOT	SOLO	ASST	SK	YDS	INT	YDS	LG	TD	PD	FF	FR
2015	NEW ORLEANS	16	16	112	70	42	1.0	8.0	1	5	5	0	5	2	1
2016	NEW ORLEANS	10	3	15	12	3	0.0	0.0	0	0	0	0	0	0	0
2017	MIAMI	8	0	15	12	3	0.0	0.0	0	0	0	0	0	0	0
2018	MIAMI	9	0	1	0	1	0.0	0.0	0	0	0	0	0	0	0
NFL TOTALS		43	19	143	94	49	1.0	8.0	1	5	5	0	5	2	1

ADDITIONAL STATS

Special Teams Tackles: (New Orleans) 1 in 2016, (Miami) 4 in 2018 for total of 5.

SINGLE-GAME CAREER HIGHS

Tackles:	11	vs. N.Y. Giants, 11/1/15
Sacks:	1	vs. Dallas, 10/4/15
Interceptions:	1	at Indianapolis, 10/25/15
Passes Defensed:	2	vs. Atlanta, 10/15/15
Forced Fumbles:	1	twice, last: vs. Detroit, 12/21/15
Fumble Recoveries:	1	vs. Carolina, 12/6/15



CORNERBACK // 6-0 // 185 // SOUTHERN MISS '18
 ACQUIRED: D6, '18
 HOMETOWN: BASSFIELD, MISS. // BORN: 9/22/95
 NFL: ROOKIE SEASON // DOLPHINS: ROOKIE SEASON

NFL CAREER

TRANSACTIONS:

- 6th-round pick (209th overall) by Miami in the 2018 NFL draft.

CAREER HIGHLIGHTS:

- Played in 8 career games.
- 2 solo tackles.
- 1 special teams tackle.

2018 (MIAMI):

- Played in 8 games.
- Inactive for 1 game.
- 2 solo tackles.
- 1 special teams tackle.

VS. OAKLAND (9/23): 1 special teams tackle.

VS. DETROIT (10/21): Appeared on special teams.

- Downed a P Matt Haack punt at Detroit's 4-yard line in the 1st quarter.

VS. N.Y. JETS (11/4): 2 solo tackles.

BEFORE THE NFL

COLLEGE (SOUTHERN MISS):

- 4-year letterman (2014-17) and 3-year starter.

CAREER: Played in 47 games with 40 starts; 146 tackles (108 solo), 5 interceptions and 34 passes defended.

SENIOR (2017): Started 10 games; 22 tackles (14 solo), 2 interceptions and 9 passes defended.

- All-Conference USA honorable mention.

JUNIOR (2016): Started all 13 games; 47 tackles (35 solo), 1 interception and 9 passes defended.

- His 9 passes defended led the team.

SOPHOMORE (2015): Started 12 games; 47 tackles (37 solo), 2 interceptions and 12 passes defended.

TRUE FRESHMAN (2014): Played in all 12 games with 5 starts; 30 tackles (22 solo) and 4 passes defended.

- Conference USA All-Freshman Team.

HIGH SCHOOL (BASSFIELD HS – BASSFIELD, MISS.)

- 62 career tackles (46 solo), 6 interceptions, 2 forced fumbles and 3 fumble recoveries.

SENIOR (2013): Played in 14 games; 32 tackles (20 solo), 2 interceptions, 1 forced fumble and 2 fumble recoveries.

- 1st-team all-state.
- Helped his team win a state title.

JUNIOR (2012): Played in 12 games; 19 tackles (16 solo), 3 interceptions, 1 forced fumble and 1 fumble recovery.

- Helped his team go undefeated and win a state title.

SOPHOMORE (2011): Played in 5 games; 11 tackles (10 solo), 1 interception and 3 passes defended.

OFF THE FIELD

PERSONAL:

- **MAJOR:** Sports management and business.

CORNELL ARMSTRONG'S NFL REGULAR SEASON STATS

YEAR	TEAM	GP	GS	TACKLES					INTERCEPTIONS					FUMBLES		
				TOT	SOLO	ASST	SK	YDS	INT	YDS	LG	TD	PD	FF	FR	
2018	MIAMI	8	0	2	2	0	0.0	0.0	0	0	0	0	0	0	0	0
NFL TOTALS		8	0	2	2	0	0.0	0.0	0	0	0	0	0	0	0	0

ADDITIONAL STATS

Special Teams Tackles: 1 in 2018.



55

JEROME BAKER

LINEBACKER // 6-2 // 215 // OHIO STATE '18
 ACQUIRED: D3, '18
 HOMETOWN: CLEVELAND, OHIO // BORN: 12/25/96
 NFL: ROOKIE SEASON // DOLPHINS: ROOKIE SEASON

NFL CAREER

TRANSACTIONS:

- 3rd-round pick (73rd overall) by Miami in the 2018 NFL draft.

CAREER HIGHLIGHTS:

- Played in 9 career games with 7 starts.
- 49 tackles (35 solo), 2 sacks, 1 interception and 2 passes defended; 1 interception return for a TD.
- 2 assisted special teams tackle.

2018 (MIAMI):

- Played in 9 games with 7 starts.
- 49 tackles (35 solo), 2 sacks, 1 interception and 2 passes defended; 1 interception return for a TD.
- 2 assisted special teams tackle.

AT NEW ENGLAND (9/30): 10 tackles (6 solo).

AT CINCINNATI (10/7): 6 solo tackles and 2 sacks; 1 assisted special teams tackle.

- Sacked QB Andy Dalton on third-and-10 for a loss of 9 yards in the 3rd quarter, forcing Cincinnati to punt.
- Sacked QB Andy Dalton again on third-and-1 for a loss of 10 yards in the 3rd quarter, holding Cincinnati to a field goal.
- The last Dolphins rookie to have two sacks in a game was DE Olivier Vernon on 10/14/12 vs. St. Louis, while the last rookie linebacker to do so for Miami was Derrick Rodgers on 10/12/97 at N.Y. Jets.

VS. N.Y. JETS (11/4): 5 tackles (4 solo), 1 interception and 1 pass defended.

- Intercepted QB Sam Darnold on 2nd-and-9 with 10:56 remaining in the 4th quarter and returned it

25 yards for a TD, extending Miami's lead to 13-3.

BEFORE THE NFL

COLLEGE (OHIO STATE):

- 3-year letterman (2015-17) and 2-year starter.

CAREER: Played in 33 games with 25 starts; 158 tackles (90 solo), 7 sacks, 2 interceptions, 5 passes defended, 1 forced fumble and 3 fumble recoveries.

JUNIOR (2017): Started 13 games; 72 tackles (42 solo), 3.5 sacks, 3 passes defended, 1 forced fumble and 2 fumble recoveries.

- All-Big Ten honorable mention.

SOPHOMORE (2016): Played in all 13 games with 12 starts; 83 tackles (45 solo), 3.5 sacks, 2 interceptions, 2 passes defended and 1 fumble recovery.

- All-Big Ten honorable mention.
- His 83 tackles were second on the team behind fellow Dolphins LB Raekwon McMillan.

TRUE FRESHMAN (2015): Played in 7 games; 3 solo tackles.

HIGH SCHOOL (BENEDICTINE HS – CLEVELAND, OHIO)

SENIOR (2014):

- Helped his school win the state championship.
- 1st-team all-state.
- Co-defensive player of the year in Ohio.

OFF THE FIELD

PERSONAL:

- **MAJOR:** Criminology.

JEROME BAKER'S NFL REGULAR SEASON STATS

YEAR	TEAM	GP	GS	TACKLES					INTERCEPTIONS					FUMBLES	
				TOT	SOLO	ASST	SK	YDS	INT	YDS	LG	TD	PD	FF	FR
2018	MIAMI	9	7	49	35	14	2.0	19.0	1	25	25t	1	2	0	0
NFL TOTALS		9	7	49	35	14	2.0	19.0	1	25	25t	1	2	0	0

ADDITIONAL STATS

Special Teams Tackles: 2 in 2018.

Defensive Touchdowns: 25-yard interception return vs. N.Y. Jets (11/4/18).

SINGLE-GAME CAREER HIGHS

Tackles: 10 at New England, 9/30/18
Sacks: 2 at Cincinnati, 10/7/18
Interception: 1 vs. NY Jets, 11/4/18
Passed Defended: 1 twice, last: vs. NY Jets, 11/4/18



KALEN BALLAGE

RUNNING BACK // 6-2 // 237 // ARIZONA STATE '18
 ACQUIRED: D4B, '18
 HOMETOWN: DENVER, COLO. // BORN: 12/22/95
 NFL: ROOKIE SEASON // DOLPHINS: ROOKIE SEASON

NFL CAREER

TRANSACTIONS:

- 4th-round pick (131st overall) by Miami in the 2018 NFL draft.

CAREER HIGHLIGHTS:

- Played in 5 career games.
- 4 carries for 8 yards (2.0 avg.).
- 2 receptions for 17 yards (8.5 avg.).
- 2 special teams tackles.

2018 (MIAMI):

- Played in 5 games.
- Inactive for 4 games.
- 4 carries for 8 yards (2.0 avg.); 2 receptions for 17 yards (8.5 avg.).
- 2 special teams tackles.

AT NEW ENGLAND (9/30): 1 carry for 3 yards (3.0 avg.).

- Made NFL debut.

AT HOUSTON (10/25): 1 carry for 5 yards (5.0 avg.).

VS. N.Y. JETS (11/4): 1 carry for -2 yards (-2.0 avg.); 2 receptions for 17 yards (8.5 avg.); 1 special teams tackle.

BEFORE THE NFL

COLLEGE (ARIZONA STATE):

- 4-year letterman (2014-17) and 2-year starter.

CAREER: Played in 47 games with 17 starts; 450 carries for 1,984 yards (4.4 avg.) and 27 TDs; 82 receptions for 684 yards (8.3 avg.) and 2 TDs; 47 kickoff returns for 1,059 yards (22.5 avg.); 1 punt return for -6 yards; 3-for-4 passing (75.0 pct.) for 30 yards and 1 TD.

- Finished career 6th in school history with his 27 rushing TDs.

SENIOR (2017): Played in all 13 games with 9 starts;

157 carries for 669 yards (4.3 avg.) and 6 TDs; 20 receptions for 91 yards (4.6 avg.); 20 kickoff returns for 437 yards (21.9 avg.).

JUNIOR (2016): Played in all 12 games with 6 starts; 126 carries for 536 yards (4.3 avg.) and 14 TDs; 44 receptions for 469 yards (10.7 avg.) and 1 TD; 18 kickoff returns for 409 yards (22.7 avg.); 1 punt return for -6 yards; 3-for-4 passing (75.0 pct.) for 30 yards and 1 TD.

- His 14 rushing TDs were 2nd in the Pac-12 and 26th nationally.
- Was 1 of just 9 FBS players to rush, receive and throw a TD in the 2016 season.
- Tied an FBS record with 8 TDs against Texas Tech (Sept. 10) and is the only player to total 8 TDs in a single game vs. an FBS opponent.

SOPHOMORE (2015): Played in 10 games with 1 start; 125 carries for 653 yards (5.2 avg.) and 4 TDs; 12 receptions for 60 yards (5.0 avg.); 3 kickoff returns for 26 yards (8.7 avg.).

TRUE FRESHMAN (2014): Played in 12 games with 1 start; 42 carries for 126 yards (3.0 avg.) and 3 TDs; 6 receptions for 64 yards (10.7 avg.) and 1 TD; 6 kickoff returns for 187 yards (31.2 avg.).

HIGH SCHOOL (FALCON HS – PEYTON, COLO.)

- 318 career carries for 2,690 yards (8.5 avg.) and 35 TDs; 40 receptions for 671 yards (16.8 avg.) and 12 TDs; 3,981 all-purpose yards.

SENIOR (2013): 206 carries for 1,943 yards (9.4 avg.) and 25 TDs; 16 receptions for 360 yards (22.5 avg.) and 6 TDs; 2,628 all-purpose yards.

OFF THE FIELD

PERSONAL:

- **MAJOR:** Communications.
- **PRONUNCIATION:** Name is pronounced KAY-lun buh-LODGE.

KALEN BALLAGE'S NFL REGULAR SEASON STATS


YEAR	TEAM	GP	GS	RUSHING					RECEIVING				
				ATT	YDS	AVG	LG	TD	REC	YDS	AVG	LG	TD
2018	MIAMI	5	0	4	8	2.0	5	0	2	17	8.5	0	0
NFL TOTALS		5	0	4	8	2.0	5	0	2	17	8.5	0	0

ADDITIONAL STATS

Special Teams Tackles: 2 in 2018.

2018 GAME-BY-GAME STATS (MIAMI)

DATE	OPPONENT	P/S	ATT	YDS	AVG	LG	TD
09/09	TENNESSEE						INACTIVE
09/16	at N.Y. Jets						INACTIVE
09/23	OAKLAND						INACTIVE
09/30	at New England	1/0	1	3	3.0	3	0
10/07	at Cincinnati	1/0	1	2	2.0	2	0
10/14	CHICAGO						INACTIVE
10/21	DETROIT	1/0	0	0	0.0	0	0
10/25	at Houston	1/0	1	5	5.0	5	0
11/04	N.Y. JETS	1/0	1	-2	-2.0	-2	0
11/11	at Green Bay						
11/25	at Indianapolis						
12/02	BUFFALO						
12/09	NEW ENGLAND						
12/16	at Minnesota						
12/23	JACKSONVILLE						
12/30	at Buffalo						
2018 TOTALS		5/0	4	8	2.0	5	0



38

BRANDON BOLDEN

RUNNING BACK // 5-11 // 220 // MISSISSIPPI '12

ACQUIRED: FA, '18

HOMETOWN: BATON ROUGE, LA. // BORN: 1/26/90

NFL: SEVENTH SEASON // DOLPHINS: FIRST SEASON

NFL CAREER

TRANSACTIONS:

- Signed by Miami on Sept. 4, 2018.
- Released by New England on Sept. 1, 2018.
- Signed by New England on Sept. 4, 2017.
- Released by New England on Sept. 2, 2017.
- Signed by New England as an undrafted free agent on May 10, 2012.

CAREER HIGHLIGHTS:

- Played in 92 career games with 6 starts.
- 216 carries for 912 yards (4.2 avg.) and 6 TDs.
- 47 receptions for 373 yards (7.9 avg.) and 2 TDs.
- 29 special teams tackles (23 solo), 3 forced fumbles and 1 fumble recovery.

2018 (NEW ENGLAND/MIAMI):

- Played in 9 games for Miami.
- 3 special teams tackles (2 solo).
- Signed by Miami on Sept. 4.
- Spent the offseason and training camp with New England before being released on Sept. 1.

VS. TENNESSEE (9/9): 1 special teams tackle.

AT N.Y. JETS (9/16): 1 assisted special teams tackle.

AT CINCINNATI (10/7): 1 solo special teams tackle.

2017 (NEW ENGLAND):

- Played in all 16 games.
- 13 carries for 67 yards (5.2 avg.); 1 reception for 7 yards; 8 special teams tackles.

VS. N.Y. JETS (12/31): 9 carries for 46 yards (5.1 avg.); 1 reception for 7 yards.

POSTSEASON:

AFC DIVISIONAL VS. TENNESSEE (1/13): 4 carries for 27 yards (6.8 avg.) and 1 TD.

- Recorded his 1st career postseason TD on a 2-yard carry.

AFC CHAMPIONSHIP VS. JACKSONVILLE (1/21):

Played but did not record any stats.

SUPER BOWL LII VS. PHILADELPHIA (2/4): Played

but did not record any stats.

2016 (NEW ENGLAND):

- Played in 14 games.
- Inactive for 2 games.
- 1 carry for 4 yards; 2 receptions for 15 yards (7.5 avg.) and 1 TD; 4 special teams tackles and 1 forced fumble.

VS. HOUSTON (9/22): 1 forced fumble.

- Forced a fumble on a 1st-quarter kickoff that was recovered by New England at the Texans' 22-yard line, helping set up a Patriots TD.

VS. BUFFALO (10/2): 2 receptions for 15 yards (7.5 avg.).

POSTSEASON:

AFC DIVISIONAL VS. HOUSTON (1/14): Played but did not record any stats.

AFC CHAMPIONSHIP VS. PITTSBURGH (1/22): Played but did not record any stats.

SUPER BOWL LI VS. ATLANTA (2/5): 1 special teams tackle.

- Recorded 1 special teams tackle that pinned the Falcons on their own 11-yard line with 57 seconds left in regulation.

2015 (NEW ENGLAND):

- Played in 15 games with 2 starts.
- Inactive for 1 game.
- 63 carries for 207 yards (3.3 avg.); 19 receptions for 180 yards (9.5 avg.) and 2 TDs; 1 special teams tackle.

VS. WASHINGTON (11/8): 1 carry for 12 yards; 3 receptions for 27 yards (9.0 avg.) and 1 TD.

- Caught an 18-yard TD pass from QB Tom Brady for his 1st career TD reception.

AT DENVER (11/29): 4 carries for 11 yards (2.8 avg.); 4 receptions for 84 yards (21.0 avg.) and 1 TD.

- Caught a 63-yard TD pass from Brady in the 4th quarter.

AT HOUSTON (12/13): 16 carries for 51 yards (3.2 avg.).

POSTSEASON:

AFC DIVISIONAL VS. KANSAS CITY (1/16): 1 reception for -3 yards.

- Recorded 2 special teams tackles.

AFC CHAMPIONSHIP AT DENVER (1/24): 5 carries for 12 yards (2.4 avg.); 2 receptions for 29 yards (14.5 avg.).

2014 (NEW ENGLAND):

- Played in all 16 games with 2 starts.
- 28 carries for 89 yards (3.2 avg.) and 1 TD; 2 receptions for 8 yards (4.0 avg.); 6 special teams tackles, 1 blocked punt and 1 forced fumble.

VS. CINCINNATI (10/5): 1 carry for 3 yards; 2 special teams tackles and 1 forced fumble.

- Forced a fumble on a kickoff that CB Kyle

Arrington returned for a TD.

AT GREEN BAY (11/30): 3 carries for 17 yards (5.7 avg.) and 1 TD.

AT SAN DIEGO (12/7):

- Recorded 1st career blocked punt.
- His blocked punt was New England's 1st since 2010.

POSTSEASON:

AFC DIVISIONAL VS. BALTIMORE (1/10): 3 carries for 7 yards (2.3 avg.); 1 reception for 11 yards.

- Made his 1st postseason start.

AFC CHAMPIONSHIP VS. INDIANAPOLIS (1/18): Played but did not record any stats.

SUPER BOWL XLIX VS. SEATTLE (2/1): Played but did not record any stats.

2013 (NEW ENGLAND):

- Played in 12 games with 2 starts.
- Inactive for 4 games.
- 55 carries for 271 yards (4.9 avg.) and 3 TDs; 21 receptions for 152 yards (7.2 avg.); 1 special teams tackle.

VS. TAMPA BAY (9/22): 3 carries for 51 yards (17.0 avg.); 5 receptions for 49 yards (9.8 avg.).

- Made his 1st NFL start.

AT N.Y. JETS (10/22): 8 carries for 36 yards (4.5 avg.) and 1 TD; 1 reception for 7 yards.

VS. DENVER (11/24): 13 carries for 58 yards (4.5 avg.) and 1 TD; 1 reception for 11 yards.

POSTSEASON:

AFC DIVISIONAL VS. INDIANAPOLIS (1/11): Played but did not record any stats.

AFC CHAMPIONSHIP AT DENVER (1/19): Played but did not record any stats.

2012 (NEW ENGLAND):

- Played in 10 games.
- Inactive for 2 games.
- Suspended for 4 games.
- 56 carries for 274 yards (4.9 avg.) and 2 TDs; 2 receptions for 11 yards (5.5 avg.); 5 special teams tackles.

AT TENNESSEE (9/9): 5 carries for 11 yards (2.2 avg.).

- Made his NFL debut.

AT BALTIMORE (9/23): 2 carries for 4 yards (2.0 avg.) and 1 TD.

- Scored his 1st career TD on a 2-yard carry.

AT BUFFALO (9/30): 16 carries for 137 yards (8.6 avg.) and 1 TD; 1 reception for 11 yards.

- 1st 100-yard rushing game of his career

POSTSEASON:

AFC DIVISIONAL VS. HOUSTON (1/13): Played

but did not record any stats.

AFC CHAMPIONSHIP VS. BALTIMORE (1/20): Played but did not record any stats.

BEFORE THE NFL

COLLEGE (MISSISSIPPI):

- 4-year letterman (2018-11) and 2-year starter.

CAREER: Played in 48 games with 23 starts; 486 carries for 2,604 yards (5.4 avg.) and 27 TDs; 76 receptions for 807 yards (10.6 avg.) and 6 TDs; 15 kickoff returns for 270 yards (19.3 avg.); 3-of-4 passing (75.0 pct.) for 49 yards.

- Finished his career ranked 2nd in program history in rushing TDs (27) and total TDs (33), 3rd in all-purpose yards (3,681) and 4th in rushing yards (2,604).

SENIOR (2011): Played in 10 games with 4 starts; 96 carries for 472 yards (4.9 avg.) and 4 TDs; 14 receptions for 147 yards (10.5 avg.) and 1 TD; 1-of-2 passing (50.0 pct.) for 5 yards.

JUNIOR (2010): Played in all 12 games with 11 starts; 163 carries for 976 yards (5.9 avg.) and 14 TDs; 32 receptions for 344 yards (10.7 avg.) and 3 TDs; 1 kickoff return for 0 yards; 1-of-1 passing (100.0 pct.) for 7 yards.

- All-SEC honorable mention.

- His 17 total TDs and 14 rushing TDs tied single-season program records.

- His 81.3 rushing yards per game were 5th in the SEC.

SOPHOMORE (2009): Played in all 13 games with 8 starts; 129 carries for 614 yards (4.8 avg.) and 4 TDs; 20 receptions for 209 yards (10.4 avg.) and 1 TD; 7 kickoff returns for 162 yards (23.1 avg.).

TRUE FRESHMAN (2008): Played in all 13 games; 98 carries for 542 yards (5.5 avg.) and 5 TDs; 10 receptions for 107 yards (10.7 avg.) and 1 TD; 7 kickoff returns for 108 yards (15.4 avg.); 1-of-1 passing (100.0 pct.) for 37 yards.

HIGH SCHOOL (SCOTLANDVILLE MAGNET HS – BATON ROUGE, LA.)

- Played running back and wide receiver.

SENIOR (2007): 112 carries for 866 yards (7.7 avg.) and 11 TDs; 26 receptions for 260 yards (10.0 avg.) and 1 TD; 5-of-8 passing (62.5 pct.) for 64 yards.

- 1st-team all-district.

OFF THE FIELD

PERSONAL:

- MAJOR: Liberal Arts.

BRANDON BOLDEN'S NFL REGULAR SEASON STATS

YEAR	TEAM	GP	GS	RUSHING				RECEIVING					
				ATT	YDS	AVG	LG	TD	REC	YDS	AVG	LG	TD
2012	NEW ENGLAND	10	0	56	274	4.9	27	2	2	11	5.5	11	0
2013	NEW ENGLAND	12	2	55	271	4.9	46	3	21	152	7.2	18	0
2014	NEW ENGLAND	16	2	28	89	3.2	17	1	2	8	4.0	4	0
2015	NEW ENGLAND	15	2	63	207	3.3	14	0	19	180	9.5	63t	2
2016	NEW ENGLAND	14	0	1	4	4.0	4	0	2	15	7.5	13	0
2017	NEW ENGLAND	16	0	13	67	5.2	20	0	1	7	7.0	7	0
2018	MIAMI	9	0	0	0	0.0	0	0	0	0	0.0	0	0
NFL TOTALS		92	6	216	912	4.2	46	6	47	373	7.9	63t	2

BRANDON BOLDEN'S NFL PLAYOFF STATS

YEAR	TEAM	GP	GS	RUSHING				RECEIVING					
				ATT	YDS	AVG	LG	TD	REC	YDS	AVG	LG	TD
2012	NEW ENGLAND	2	0	0	0	0.0	0	0	0	0	0.0	0	0
2013	NEW ENGLAND	2	0	0	0	0.0	0	0	0	0	0.0	0	0
2014	NEW ENGLAND	3	1	3	7	2.3	4	0	1	11	11.0	11	0
2015	NEW ENGLAND	2	1	5	12	2.4	4	0	3	26	8.7	20	0
2016	NEW ENGLAND	3	0	0	0	0.0	0	0	0	0	0.0	0	0
2017	NEW ENGLAND	3	0	4	27	6.8	20	1	0	0	0.0	0	0
PLAYOFF TOTALS		15	2	12	46	3.8	20	1	4	37	9.3	20	0

ADDITIONAL STATS

Special Teams Tackles: (New England) 5 in 2012, 1 in 2013, 6 in 2014, 2 in 2015, 4 in 2016, 8 in 2017, (Miami) 3 in 2018 for total of 29. (P-5)

Defensive Tackles: 1 in 2015.

Miscellaneous Tackles: (P-1).

Special Teams Forced Fumbles: 1 in 2014, 1 in 2015 and 1 in 2016 for total of 3.

Blocked Punts: 1 in 2014.

SINGLE-GAME CAREER HIGHS

Rushes: 16 Twice, last: at Houston, 12/13/15

Rushing Yards: 137 at Buffalo, 9/30/12

Longest Rush: 46 vs. Tampa Bay, 9/22/13

Rushing TDs: 1 7 times, last: vs. Tennessee, 1/13/18*

Receptions: 6 at Cincinnati, 10/6/13

Receiving Yards: 84 at Denver, 11/29/15

Longest Reception: 63t at Denver, 11/29/15

Receiving TDs: 1 Twice: last at Denver, 11/29/15

*AFC Divisional Game

100-YARD RUSHING GAMES (1)

DATE	OPPONENT	ATT	YDS	AVG	LG	TD
9/30/12	at Buffalo	16	137	8.6	27	1

2012 GAME-BY-GAME STATS (NEW ENGLAND)

DATE	OPPONENT	P/S	ATT	YDS	AVG	LG	TD
09/09	at Tennessee	1/0	5	11	2.2	9	0
09/16	ARIZONA	1/0	0	0	0.0	-	0
09/23	at Baltimore	1/0	2	4	2	2t	1
09/30	at Buffalo	1/0	16	137	8.6	27	1
10/07	DENVER	1/0	14	54	3.9	24	0
10/14	at Seattle	1/0	6	28	4.7	13	0
10/21	N.Y. JETS						INACTIVE
10/28	at St. Louis						INACTIVE
11/11	BUFFALO						DID NOT PLAY
11/18	INDIANAPOLIS						DID NOT PLAY
11/22	at N.Y. Jets						DID NOT PLAY
12/02	at Miami						DID NOT PLAY
12/10	HOUSTON	1/0	2	11	5.5	6	0
12/16	SAN FRANCISCO	1/0	0	0	0.0	-	0
12/23	at Jacksonville	1/0	5	3	0.6	4	0
12/30	MIAMI	1/0	6	26	4.3	24	0
2012 TOTALS		10/0	56	274	4.9	27	2

DATE	OPPONENT	P/S	ATT	YDS	AVG	LG	TD
01/10	HOUSTON*	1/0	0	0	0.0	-	0
01/18	BALTIMORE**	1/0	0	0	0.0	-	0
PLAYOFF TOTALS		2/0	0	0	0.0	-	0

* AFC Divisional game

** AFC Championship

2013 GAME-BY-GAME STATS (NEW ENGLAND)

DATE	OPPONENT	P/S	ATT	YDS	AVG	LG	TD
09/08	at Buffalo		INACTIVE				
09/12	N.Y. JETS		INACTIVE				
09/22	TAMPA BAY	1/1	3	51	17.0	46	0
09/29	at Atlanta	1/0	6	17	2.8	8	0
10/06	at Cincinnati	1/0	5	24	4.8	12	0
10/13	NEW ORLEANS	1/0	5	19	3.8	12	0
10/20	at N.Y. Jets	1/1	8	36	4.5	9	1
10/27	MIAMI	1/0	8	22	2.8	8	1
11/03	PITTSBURGH	1/0	3	36	12.0	14	0
11/18	at Carolina		INACTIVE				
11/24	DENVER	1/0	13	58	4.5	33	1
12/01	at Houston	1/0	3	2	0.7	1	0
12/08	CLEVELAND		INACTIVE				
12/15	at Miami	1/0	0	0	0.0	-	0
12/22	at Baltimore	1/0	1	6	6.0	6	0
12/29	BUFFALO	1/0	0	0	0.0	-	0
2013 TOTALS		12/2	55	271	4.9	46	3

DATE	OPPONENT	P/S	ATT	YDS	AVG	LG	TD
01/11	INDIANAPOLIS*	1/0	0	0	0.0	-	0
01/19	at Denver**	1/0	0	0	0.0	-	0
PLAYOFF TOTALS		2/0	0	0	0.0	-	0

* AFC Divisional game
** AFC Championship

2014 GAME-BY-GAME STATS (NEW ENGLAND)

DATE	OPPONENT	P/S	ATT	YDS	AVG	LG	TD
09/07	at Miami	1/0	2	8	4.0	7	0
09/14	at Minnesota	1/0	4	0	0.0	2	0
09/21	OAKLAND	1/0	2	4	2.0	3	0
09/29	at Kansas City	1/0	0	0	0.0	-	0
10/05	CINCINNATI	1/0	1	3	3.0	3	0
10/12	at Buffalo	1/0	6	10	1.7	8	0
10/16	N.Y. JETS	1/0	0	0	0.0	-	0
10/26	CHICAGO	1/0	0	0	0.0	-	0
11/02	DENVER	1/0	0	0	0.0	-	0
11/16	at Indianapolis	1/0	0	0	0.0	-	0
11/23	DETROIT	1/0	0	0	0.0	-	0
11/30	at Green Bay	1/1	3	17	5.7	12	1
12/07	at San Diego	1/0	0	0	0.0	-	0
12/14	MIAMI	1/0	0	0	0.0	-	0
12/21	at N.Y. Jets	1/0	5	32	6.4	17	0
12/28	BUFFALO	1/1	5	15	3.0	7	0
2014 TOTALS		16/2	28	89	3.2	17	1

DATE	OPPONENT	P/S	ATT	YDS	AVG	LG	TD
01/10	BALTIMORE*	1/1	3	7	2.3	4	0
01/18	INDIANAPOLIS**	1/0	0	0	0.0	-	0
02/01	vs. Seattle***	1/0	0	0	0.0	-	0
PLAYOFF TOTALS		3/1	3	7	2.3	4	0

* AFC Divisional game
** AFC Championship
*** Super Bowl XLIX

2015 GAME-BY-GAME STATS (NEW ENGLAND)

DATE	OPPONENT	P/S	ATT	YDS	AVG	LG	TD
09/10	PITTSBURGH	1/0	5	1	0.2	3	0
09/20	at Baltimore	1/0	1	1	1.0	1	0
09/27	JACKSONVILLE	1/0	0	0	0.0	-	0
10/11	at Dallas	1/0	0	0	0.0	-	0
10/18	at Indianapolis	1/0	0	0	0.0	-	0
10/25	N.Y. JETS		INACTIVE				
10/29	MIAMI	1/0	0	0	0.0	-	0
11/08	WASHINGTON	1/0	1	12	12.0	12	0
11/15	at N.Y. Giants	1/0	1	-3	-3.0	-3	0
11/23	BUFFALO	1/0	4	15	3.8	7	0
11/29	at Denver	1/0	4	11	2.8	9	0
12/06	PHILADELPHIA	1/0	3	22	7.3	14	0
12/13	at Houston	1/0	16	51	3.2	12	0
12/20	TENNESSEE	1/1	10	36	3.6	10	0
12/27	at N.Y. Jets	1/1	9	30	3.3	13	0
01/03	at Miami	1/0	9	31	3.4	10	0
2015 TOTALS		15/2	63	207	3.3	14	0

DATE	OPPONENT	P/S	ATT	YDS	AVG	LG	TD
01/16	KANSAS CITY*	1/1	0	0	0.0	-	0
01/24	at Denver**	1/0	5	12	2.4	4	0
PLAYOFF TOTALS		2/1	5	12	2.4	4	0

* AFC Divisional game
** AFC Championship

2016 GAME-BY-GAME STATS (NEW ENGLAND)

DATE	OPPONENT	P/S	ATT	YDS	AVG	LG	TD
09/11	at Arizona	1/0	1	4	4.0	4	0
09/18	MIAMI	1/0	0	0	0.0	-	0
09/22	HOUSTON	1/0	0	0	0.0	-	0
10/02	BUFFALO	1/0	0	0	0.0	-	0
10/09	at Cleveland		INACTIVE				
10/16	CINCINNATI		INACTIVE				
10/23	at Pittsburgh	1/0	0	0	0.0	-	0
10/30	at Buffalo	1/0	0	0	0.0	-	0
11/13	SEATTLE	1/0	0	0	0.0	-	0
11/20	at San Francisco	1/0	0	0	0.0	-	0
11/27	at N.Y. Jets	1/0	0	0	0.0	-	0
12/04	L.A. RAMS	1/0	0	0	0.0	-	0
12/12	BALTIMORE	1/0	0	0	0.0	-	0
12/18	at Denver	1/0	0	0	0.0	-	0
12/24	N.Y. JETS	1/0	0	0	0.0	-	0
01/01	at Miami	1/0	0	0	0.0	-	0
2016 TOTALS		14/0	1	4	4.0	4	0

DATE	OPPONENT	P/S	ATT	YDS	AVG	LG	TD
01/14	HOUSTON*	1/0	0	0	0.0	-	0
01/22	PITTSBURGH**	1/0	0	0	0.0	-	0
02/05	vs. Atlanta***	1/0	0	0	0.0	-	0
PLAYOFF TOTALS		3/0	0	0	0.0	-	0

* AFC Divisional game
** AFC Championship
*** Super Bowl LI

2017 GAME-BY-GAME STATS (NEW ENGLAND)

DATE	OPPONENT	P/S	ATT	YDS	AVG	LG	TD
09/07	KANSAS CITY	1/0	0	0	0.0	-	0
09/17	at New Orleans	1/0	0	0	0.0	-	0
09/24	HOUSTON	1/0	0	0	0.0	-	0
10/01	CAROLINA	1/0	0	0	0.0	-	0
10/05	at Tampa Bay	1/0	0	0	0.0	-	0
10/15	at N.Y. Jets	1/0	0	0	0.0	-	0
10/22	ATLANTA	1/0	0	0	0.0	-	0
10/29	L.A. CHARGERS	1/0	0	0	0.0	-	0
11/12	at Denver	1/0	2	1	0.5	2	0
11/19	at Oakland	1/0	0	0	0.0	-	0
11/26	MIAMI	1/0	0	0	0.0	-	0
12/03	at Buffalo	1/0	0	0	0.0	-	0
12/11	at Miami	1/0	0	0	0.0	-	0
12/17	at Pittsburgh	1/0	0	0	0.0	-	0
12/24	BUFFALO	1/0	2	20	10.0	12	0
12/31	N.Y. JETS	1/0	9	46	5.1	20	0
2017 TOTALS		16/0	13	67	5.2	20	0

DATE	OPPONENT	P/S	ATT	YDS	AVG	LG	TD
01/13	TENNESSEE*	1/0	4	27	6.8	20	1
01/21	JACKSONVILLE**	1/0	0	0	0.0	-	0
02/04	vs. Philadelphia***	1/0	0	0	0.0	-	0
PLAYOFF TOTALS		3/0	4	27	6.8	20	1


* AFC Divisional game

** AFC Championship

***Super Bowl LII

2018 GAME-BY-GAME STATS (MIAMI)

DATE	OPPONENT	P/S	ATT	YDS	AVG	LG	TD
09/09	TENNESSEE	1/0	0	0	0.0	-	0
09/16	at N.Y. Jets	1/0	0	0	0.0	-	0
09/23	OAKLAND	1/0	0	0	0.0	-	0
09/30	at New England	1/0	0	0	0.0	-	0
10/07	at Cincinnati	1/0	0	0	0.0	-	0
10/14	CHICAGO	1/0	0	0	0.0	-	0
10/21	DETROIT	1/0	0	0	0.0	-	0
10/25	at Houston	1/0	0	0	0.0	-	0
11/04	N.Y. JETS	1/0	0	0	0.0	-	0
11/11	at Green Bay						
11/25	at Indianapolis						
12/02	BUFFALO						
12/09	NEW ENGLAND						
12/16	at Minnesota						
12/23	JACKSONVILLE						
12/30	at Buffalo						
2018 TOTALS		9/0	0	0	0.0	-	0



50

ANDRE BRANCH

DEFENSIVE END // 6-5 // 263 // CLEMSON '12
ACQUIRED: UFA, '16 (JAX.)
HOMETOWN: RICHMOND, VA. // BORN: 7/14/89
NFL: SEVENTH SEASON // DOLPHINS: THIRD SEASON

NFL CAREER

TRANSACTIONS:

- Signed by Miami as an unrestricted free agent from Jacksonville on March 16, 2016.
- 2nd-round pick (38th overall) by Jacksonville in the 2012 NFL draft.

CAREER HIGHLIGHTS:

- Played in 88 career games with 38 starts.
- 175 tackles (115 solo), 25 sacks, 14 passes defended, 8 forced fumbles and 3 fumble recoveries.

2018 (MIAMI):

- Played in 7 games with 1 start.
- Inactive for 2 games.
- 13 tackles (7 solo), 1 sack, 1 pass defended and 1 forced fumble.

AT N.Y. JETS (9/16): 2 solo tackles.

VS. CHICAGO (10/14): 3 tackles (1 solo).

VS. DETROIT (10/21): 2 solo tackles, 1 sack and 1 forced fumble.

- Sacked QB Matt Stafford for a loss of 8 yards and forced the ball out of bounds in the 2nd quarter.

2017 (MIAMI):

- Started 14 games.
- Inactive for 2 games.
- 23 tackles (12 solo), 4.5 sacks and 1 pass defended.

VS. TENNESSEE (10/8): 2 solo tackles and 2 sacks.

- Sacked QB Matt Cassel for a loss of 5 yards in the 2nd quarter.
- Sacked Cassel again on the same drive on a 3rd-and-20, forcing a punt.
- It was the 4th multi-sack game of his career and his 2nd with Miami.

VS. TAMPA BAY (11/19): 1 assisted tackle and 1 pass defended.

- Forced QB Ryan Fitzpatrick to step up in the pocket where he was tackled by DE Cameron Wake for a third-down sack on Tampa Bay's goal line.
- Batted down a pass on a 2nd-and-8 in the 3rd quarter.

VS. DENVER (12/3): 1 solo tackle and 1 sack.

- Sacked QB Trevor Siemian for a loss of 6 yards on 3rd-and-11.

2016 (MIAMI):

- Played in all 16 games with 11 starts.
- 49 tackles (27 solo), 5.5 sacks, 1 pass defended and 2 forced fumbles.

AT SEATTLE (9/11): 4 assisted tackles.

- Made Dolphins debut.

VS. PITTSBURGH (10/16): 4 tackles (3 solo) and 1.5 sacks.

- Sacked QB Ben Roethlisberger for an 11-yard loss in the 1st quarter.
- Split a sack with DE Cameron Wake for a loss of 9 yards in the 1st quarter.

VS. ARIZONA (12/11): 6 tackles (3 solo), 1 sack, 1 pass defended and 1 forced fumble.

- Strip-sacked QB Carson Palmer for a 5-yard loss.

POSTSEASON:

AFC WILD CARD AT PITTSBURGH (1/8): 1 solo tackle.

2015 (JACKSONVILLE):

- Played in 13 games with 9 starts.
- Inactive for 3 games.
- 24 tackles (18 solo), 4 sacks, 4 passes defended, 2 forced fumbles and 1 fumble recovery.

VS. BUFFALO (10/25): 2 solo tackles, 1 sack and 1 forced fumble.

VS. INDIANAPOLIS (12/13): 4 solo tackles, 2 sacks, 1 pass defended, 1 forced fumble and 1 fumble recovery.

AT HOUSTON (1/3): 4 tackles (2 solo).

2014 (JACKSONVILLE):

- Played in 9 games.
- Inactive for 7 games.
- 18 tackles (12 solo), 3 sacks, 3 passes defended, 2 forced fumbles and 1 fumble recovery.

AT PHILADELPHIA (9/7): 3 solo tackles, 2 sacks and 2 forced fumbles.

VS. INDIANAPOLIS (9/21): 2 solo tackles and 1 sack.

VS. CLEVELAND (10/19): 4 tackles (2 solo) and 1 pass defended.

2013 (JACKSONVILLE):

- Played in all 16 games.
- 37 tackles (30 solo), 6 sacks and 3 passes defended.

AT ST. LOUIS (10/6): 3 solo tackles and 1 sack.

VS. BUFFALO (12/15): 5 tackles (4 solo) and 1 sack.

2012 (JACKSONVILLE):

- Played in 13 games with 3 starts.
- Inactive for 1 game.
- Placed on injured reserve on Dec. 18, missing the final 2 games.
- 11 tackles (9 solo), 1 sack, 1 pass defended, 1 forced fumble and 1 fumble recovery.

AT MINNESOTA (9/9): 1 solo tackle.

- Made NFL debut

VS. HOUSTON (9/16): 4 tackles (3 solo) and 1 pass defended.

- Made first NFL start.

AT GREEN BAY (10/28): 1 solo tackle, 1 sack, 1 forced fumble and 1 fumble recovery.

- Strip-sacked QB Aaron Rodgers in the 2nd quarter for the first sack of his career.
- The fumble was recovered by Branch himself and set up a Jaguars TD drive.

BEFORE THE NFL

COLLEGE (CLEMSON):

- 4-year letterman (2008-11) and 2-year starter.

CAREER: Played in 48 games with 27 starts; 197 tackles (142 solo), 17.5 sacks and 11 passes defended.

- Recorded at least 1 tackle in 41 straight games.

SENIOR (2011): Started all 14 games; 85 tackles (64 solo), 10.5 sacks, 1 forced fumble and 1 fumble

recovery.

- 2nd-team All-American.
- 1st-team All-ACC.
- Finalist for the Ted Hendricks Award (nation's top defensive end).
- Team co-captain.

JUNIOR (2010): Started all 13 games; 55 tackles (36 solo), 5 sacks and 7 passes defended.

- His 7 passes defended led all ACC defensive ends.

SOPHOMORE (2009): Played all 14 games; 46 tackles (33 solo) and 2 sacks.

REDSHIRT FRESHMAN (2008): Played 7 games; 11 tackles (9 solo) and 2 special teams tackles.

- Redshirted in 2007.

HIGH SCHOOL (VARINA HS – RICHMOND, VA.)

- 2-year starter at linebacker and tight end.
- Also played basketball and earned all-district honors at power forward.

SENIOR (2006): 62 tackles, 3 sacks, 2 interceptions and 2 fumble recoveries.

- All-district team.
- 2nd-team all-region.

OFF THE FIELD

PERSONAL:

- Participated in the 2017 Miami Dolphins Business Combine.

ANDRE BRANCH'S NFL REGULAR SEASON STATS

YEAR	TEAM	GP	GS	TACKLES					INTERCEPTIONS					FUMBLES	
				TOT	SOLO	ASST	SK	YDS	INT	YDS	LG	TD	PD	FF	FR
2012	JACKSONVILLE	13	3	11	9	2	1.0	7.0	0	0	0	0	1	1	1
2013	JACKSONVILLE	16	0	37	30	7	6.0	53.0	0	0	0	0	3	0	0
2014	JACKSONVILLE	9	0	18	12	6	3.0	26.0	0	0	0	0	3	2	1
2015	JACKSONVILLE	13	9	24	18	6	4.0	36.0	0	0	0	0	4	2	1
2016	MIAMI	16	11	49	27	22	5.5	34.5	0	0	0	0	1	2	0
2017	MIAMI	14	14	23	12	11	4.5	18.5	0	0	0	0	1	0	0
2018	MIAMI	7	1	13	7	6	1.0	8.0	0	0	0	0	1	1	0
NFL TOTALS		88	38	175	115	60	25.0	183.0	0	0	0	0	14	8	3

ANDRE BRANCH'S NFL PLAYOFF STATS

YEAR	TEAM	GP	GS	TACKLES					INTERCEPTIONS					FUMBLES	
				TOT	SOLO	ASST	SK	YDS	INT	YDS	LG	TD	PD	FF	FR
2016	MIAMI	1	1	1	1	0	0.0	0.0	0	0	0	0	0	0	0
NFL TOTALS		1	1	1	1	0	0.0	0.0	0	0	0	0	0	0	0

ADDITIONAL STATS

Special Teams Tackles: 1 in 2012.

SINGLE-GAME CAREER HIGHS

- Tackles:** 6 vs. Arizona, 12/11/16
- Sacks:** 2 3 times, last: vs. Tennessee, 10/8/17
- Passes Defended:** 2 vs. Atlanta, 12/20/15
- Forced Fumbles:** 2 at Philadelphia, 9/7/14
- Fumble Recoveries:** 1 3 times, last: vs. Indianapolis, 12/13/15



64

JAKE BREDEL

CENTER // 6-4 // 299 // UCLA '16

ACQUIRED: FA, '16

HOMETOWN: PLANO, TEXAS // BORN: 9/10/92

NFL: THIRD SEASON // DOLPHINS: THIRD SEASON

NFL CAREER

TRANSACTIONS:

- Promoted from Miami's practice squad on Nov. 19, 2016.
- Signed to Miami's practice squad on Oct. 11, 2016.
- Released from Dallas' practice squad on Sept. 22, 2016.
- Signed to Dallas' practice squad on Sept. 4, 2016.
- Waived by Dallas on Sept. 3, 2016.
- Signed by Dallas as an undrafted college free agent on May 6, 2016.

CAREER HIGHLIGHTS:

- Played in 18 career games.

2018 (MIAMI):

- Played in 1 game.
- Missed 8 games after being placed on injured reserve on Sept. 3 and activated on Nov. 2.

VS. N.Y. JETS (11/4): Appeared on special teams.

2017 (MIAMI):

- Played in all 16 games.

AT ATLANTA (10/15): Played center the entire 2nd half for an injured C Mike Pouncey.

- Protected QB Jay Cutler, who was 11-for-19 (57.9 pct.) for 87 yards, 2 TDs, no interceptions and a 104.5 QB rating once Brendel entered the game.

VS. TAMPA BAY (11/19): Played 1 snap at left guard in the 3rd quarter.

VS. DENVER (12/3): Entered the game at center for an injured C Mike Pouncey in the 4th quarter.

2016 (MIAMI/DALLAS):

- Played in 1 game.
- Dressed but did not play in 6 games.
- Spent time on Miami and Dallas' practice squads.
- Went to training camp and spent the offseason with Dallas.

VS. SAN FRANCISCO (11/27): Played 1 offensive snap.

- Made NFL debut.

POSTSEASON:

AFC WILD CARD AT PITTSBURGH (1/8): Appeared on special teams.

BEFORE THE NFL

COLLEGE (UCLA):

- 4-year starter (2012-15).

CAREER: Started all 52 games at center.

- Left school as the team's all-time leader in games started.

SENIOR (2015): Started all 13 games at center.

- Finalist for the Campbell Trophy (nation's top scholar-athlete).
- 2nd-team All-Pac 12.
- Helped team allow just 14 sacks, the 2nd-lowest in school history.
- Team co-captain.

JUNIOR (2014): Started 12 games at center.

- 2nd-team All-Pac 12.
- Team co-captain.

SOPHOMORE (2013): Started all 13 games at center.

- Honorable mention All-Pac 12.

REDSHIRT FRESHMAN (2012): Started all 14 games at center.

- 1st-team Freshman All-American.
- Honorable mention All-Pac 12.
- Redshirted in 2011.

HIGH SCHOOL (PLANO EAST HS – PLANO, TEXAS)

- Played defensive line as a freshman and sophomore.

SENIOR (2010):

- Did not allow a sack.
- Team captain.

JUNIOR (2009):

- Did not allow a sack.

OFF THE FIELD

PERSONAL:

- Attended the 2018 Miami Dolphins Business Combine in New York.
- Made the dean's list all 4 years at UCLA.
- 4-time 1st-team All-Pac 12 Academic Team selection.
- **MAJOR:** Economics.

JAKE BRENDEL'S NFL REGULAR SEASON STATS


GAMES/STARTS: 2016: 1/0, 2017: 16/0, 2018: 1/0

NFL TOTALS: 18/0

JAKE BRENDEL'S NFL PLAYOFF STATS

GAMES/STARTS: 2016: 1/0

PLAYOFF TOTALS: 1/0



88

LEONTE CARROO

WIDE RECEIVER // 6-1 // 215 // RUTGERS '16
ACQUIRED: D3B, '16
HOMETOWN: EDISON, N.J. // BORN: 1/24/94
NFL: THIRD SEASON // DOLPHINS: THIRD SEASON

NFL CAREER

TRANSACTIONS:

- Promoted from Miami's practice squad on Oct. 25, 2018.
- Signed to Miami's practice squad on Sept. 3, 2018.
- Waived by Miami on Sept. 1, 2018.
- 3rd-round pick (86th overall) by Miami in the 2016 NFL draft.

CAREER HIGHLIGHTS:

- Played in 30 career games with 2 starts.
- 10 receptions for 98 yards (9.8 avg.) and 1 TD.

2018 (MIAMI):

- Played in 2 games.
- Spent the offseason and training camp with Miami.

AT HOUSTON (10/25): Appeared on special teams.

VS. N.Y. JETS (11/4): Appeared on special teams.

2017 (MIAMI):

- Played in 14 games.
- Inactive for 2 games.
- Missed the final game of the season after being placed on the non-football injury list on Dec. 28.
- 7 receptions for 69 yards (9.9 avg.).

AT N.Y. JETS (9/24): 1 reception for 21 yards.

AT BALTIMORE (10/26): 6 receptions for 48 yards (8.0 avg.).

- His 6 receptions led the team.

2016 (MIAMI):

- Played in 14 games with 2 starts.
- Inactive for 2 games.
- 3 receptions for 29 yards (9.7 avg.) and 1 TD.

AT SEATTLE (9/11): 2 receptions for 14 yards (7.0 avg.).

- Made his NFL debut.

VS. SAN FRANCISCO (11/27): 1 reception for 15 yards and 1 TD.

- Caught a 15-yard TD pass from QB Ryan Tannehill for his 1st NFL score.

POSTSEASON:

AFC WILD CARD AT PITTSBURGH (1/8): Inactive.

BEFORE THE NFL

COLLEGE (RUTGERS):

- 4-year letterman (2012-15) and 2-year starter.

CAREER: Played in 44 games with 22 starts; 122 receptions for 2,373 yards (19.5 avg.) and 29 TDs.

- Left as the school's all-time leader with 29 TD receptions.

SENIOR (2015): Played in 8 games with 6 starts; 39 receptions for 809 yards (20.7 avg.) and 10 TDs.

- Led team with 39 receptions and 809 yards.
- 3rd-team All-Big Ten.
- Team MVP.

JUNIOR (2014): Started all 13 games; 55 receptions for 1,086 yards (19.7 avg.) and 10 TDs.

- His 19.7 yards per catch average led the nation (min. 51 receptions).
- 1st-team All-Big Ten.
- Team Offensive MVP.

SOPHOMORE (2013): Played in 10 games with 3 starts; 28 receptions for 478 yards (17.1 avg.) and 9 TDs.

- His 9 TD receptions led the team.
- 8 of his 9 TD receptions came in the 4th quarter or overtime.

TRUE FRESHMAN (2012): Played in all 13 games; 1 special teams tackle.

HIGH SCHOOL (DON BOSCO PREP – RAMSEY, N.J.)

- 3-year letterman (2009-11).
- 82 receptions for 1,548 yards (18.9 avg.) and 18 TDs in his final 2 seasons.
- Also ran track.

SENIOR (2011): 37 receptions for 543 yards (14.7 avg.) and 4 TDs.

- Helped his school earn a No. 1 national ranking in several polls.

- All-state.
- All-county.

JUNIOR (2010):

- All-county.

OFF THE FIELD

COMMUNITY:

- Participated in team events such as delivering beds from Ashley HomeStore to underprivileged children.

PERSONAL:

- **DOUBLE MAJOR:** Labor studies and employment relations and communication.

LEONTE CARROO'S NFL REGULAR SEASON STATS

YEAR	TEAM	GP	GS	RECEIVING				RUSHING					
				REC	YDS	AVG	LG	TD	ATT	YDS	AVG	LG	TD
2016	MIAMI	14	2	3	29	9.7	15t	1	0	0	0.0	0	0
2017	MIAMI	14	0	7	69	9.9	21	0	0	0	0.0	0	0
2018	MIAMI	2	0	0	0	0.0	-	0	0	0	0.0	0	0
NFL TOTALS		30	2	10	98	9.8	21	1	0	0	0.0	0	0

SINGLE-GAME CAREER HIGHS

- Receptions:** 6 at Baltimore, 10/26/17
Receiving Yards: 48 at Baltimore, 10/26/17
Longest Reception: 21 vs. N.Y. Jets, 10/22/17
Receiving TDs: 1 vs. San Francisco, 11/27/16

2016 GAME-BY-GAME STATS (MIAMI)

DATE	OPPONENT	P/S	ATT	YDS	AVG	LG	TD
09/11	at Seattle	1/1	2	14	7.0	12	0
09/18	at New England	1/0	0	0	0.0	-	0
09/25	CLEVELAND	1/0	0	0	0.0	-	0
09/29	at Cincinnati	1/1	0	0	0.0	-	0
10/09	TENNESSEE	1/0	0	0	0.0	-	0
10/16	PITTSBURGH	1/0	0	0	0.0	-	0
10/23	BUFFALO	1/0	0	0	0.0	-	0
11/06	N.Y. JETS	1/0	0	0	0.0	-	0
11/13	at San Diego	1/0	0	0	0.0	-	0
11/20	at L.A. Rams	1/0	0	0	0.0	-	0
11/27	SAN FRANCISCO	1/0	1	15	15.0	15t	1
12/04	at Baltimore	1/0	0	0	0.0	-	0
12/11	ARIZONA	1/0	0	0	0.0	-	0
12/17	at N.Y. Jets	1/0	0	0	0.0	-	0
12/24	at Buffalo						INACTIVE
01/01	NEW ENGLAND						INACTIVE
2016 TOTALS		14/2	3	29	9.7	15t	1

DATE	OPPONENT	P/S	ATT	YDS	AVG	LG	TD
01/08	at Pittsburgh*						INACTIVE

* AFC Wild Card game

2017 GAME-BY-GAME STATS (MIAMI)

DATE	OPPONENT	P/S	ATT	YDS	AVG	LG	TD
09/17	at L.A. Chargers	1/0	0	0	0.0	-	0
09/24	at N.Y. Jets	1/0	0	0	0.0	-	0
10/01	NEW ORLEANS	1/0	0	0	0.0	-	0
10/08	TENNESSEE	1/0	0	0	0.0	-	0
10/15	at Atlanta	1/0	0	0	0.0	-	0
10/22	N.Y. JETS	1/0	1	21	21.0	21	0
10/26	at Baltimore	1/0	6	48	8.0	14	0
11/5	OAKLAND	1/0	0	0	0.0	-	0
11/13	at Carolina	1/0	0	0	0.0	-	0
11/19	TAMPA BAY						INACTIVE
11/26	at New England	1/0	0	0	0.0	-	0
12/3	DENVER	1/0	0	0	0.0	-	0
12/11	NEW ENGLAND	1/0	0	0	0.0	-	0
12/17	at Buffalo	1/0	0	0	0.0	-	0
12/24	at Kansas City	1/0	0	0	0.0	-	0
12/31	BUFFALO						INACTIVE
2017 TOTALS		14/0	7	69	9.9	21	0

2018 GAME-BY-GAME STATS (MIAMI)

DATE	OPPONENT	P/S	REC	YDS	AVG	LG	TD
09/09	TENNESSEE						PRACTICE SQUAD
09/16	at N.Y. Jets						PRACTICE SQUAD
09/23	OAKLAND						PRACTICE SQUAD
09/30	at New England						PRACTICE SQUAD
10/07	at Cincinnati						PRACTICE SQUAD
10/14	CHICAGO						PRACTICE SQUAD
10/21	DETROIT						PRACTICE SQUAD
10/25	at Houston	1/0	0	0	0.0	-	0
11/04	N.Y. JETS	1/0	0	0	0.0	-	0
11/11	at Green Bay						
11/25	at Indianapolis						
12/02	BUFFALO						
12/09	NEW ENGLAND						
12/16	at Minnesota						
12/23	JACKSONVILLE						
12/30	at Buffalo						
2018 TOTALS		2/0	0	0	0.0	-	0



JESSE DAVIS

GUARD/TACKLE // 6-6 // 325 // IDAHO '16
ACQUIRED: FA, '16
HOMETOWN: ASOTIN, WASH. // BORN: 9/15/91
NFL: SECOND SEASON // DOLPHINS: SECOND SEASON

NFL CAREER

TRANSACTIONS:

- Signed by Miami on Jan. 10, 2017.
- Signed to Miami's practice squad on Nov. 22, 2016.
- Released from the N.Y. Jets practice squad on Nov. 15, 2016.
- Signed to the N.Y. Jets practice squad on Nov. 1, 2016.
- Waived by the N.Y. Jets on Aug. 28, 2016.
- Signed by the N.Y. Jets on Jan. 11, 2016.
- Waived by Seattle on Aug. 31, 2015.
- Signed by Seattle as an undrafted college free agent on May 2, 2015.

CAREER HIGHLIGHTS:

- Played in 25 career games with 19 starts.
- Became 1 of 5 players in Dolphins history to start at 3 positions on the offensive line in a season (2017) and the only 1st-year player to do so.

2018 (MIAMI):

- Started 9 games.

AT N.Y. JETS (9/16):

- Protected QB Ryan Tannehill, who completed 17-of-23 passes (73.9 pct.) for 168 yards and 2 TDs.
- Blocked for a running game that had 31 carries for 135 yards (4.4 avg.) and 1 TD.

VS. OAKLAND (9/23):

- Protected QB Ryan Tannehill, who completed 17-of-23 passes (73.9 pct.) for 289 yards and 3 TDs.
- Played 1 defensive snap.

VS. CHICAGO (10/14):

- Protected QB Brock Osweiler, who completed 28-of-44 passes (63.6 pct.) for 380 yards and 3 TDs.
- Blocked for a running game that had 31 carries for 161 yards (5.2 avg.).

2017 (MIAMI):

- Played in all 16 games with 10 starts.
- Started 6 games at right guard, 2 at left guard and 2 at right tackle.
- Became 1 of 5 players in Dolphins history to start at 3 positions on the offensive line in a season and the only 1st-year player to do so.

AT L.A. CHARGERS (9/17):

- Played 22 snaps at left guard.

- Made NFL debut.

AT BALTIMORE (10/26):

- Started at left guard.
- Made first NFL start.

VS. DENVER (12/3):

- Started at right guard.
- Blocked for RB Kenyan Drake, who rushed 23 times for 120 yards (5.2 avg.) and 1 TD.
- It was the 1st 100-yard rushing game of Drake's career.

2016 (MIAMI/N.Y. JETS):

- Spent the season on Miami and the N.Y. Jets practice squads.
- Went to training camp with the N.Y. Jets.

2015 (SEATTLE):

- Went to training camp with Seattle.

BEFORE THE NFL

COLLEGE (IDAHO):

- 4-year letterman (2011-14) and 3-year starter.

CAREER:

- Played in 39 games with 27 starts.
- Spent first two seasons playing defense and totaled 22 tackles (10 solo), 2 passes defended and 1 fumble recovery.
- Moved from defensive tackle to offensive tackle after his sophomore season (2012).

SENIOR (2014):

- Played in all 11 games with 9 starts at quick tackle.

JUNIOR (2013):

- Started 5 games at strong tackle.
- Moved from defensive tackle to offensive tackle during the spring.

SOPHOMORE (2012):

- Started all 12 games at defensive tackle; 13 tackles (7 solo), 1 pass defended and 1 fumble recovery.
- Led the team with 5 quarterback hurries.

REDSHIRT FRESHMAN (2011):

- Played in all 11 games with 1 start; 9 tackles (3 solo) and 1 pass defended.
- Redshirted in 2010.

HIGH SCHOOL (ASOTIN HS – ASOTIN, WASH.):

- Played tight end and defensive line.
- Also participated in basketball and baseball.

SENIOR (2009):

- 10 receptions for 169 yards (16.9 avg.) and 4 TDs; 35 tackles (14 solo), 2 sacks, 1 pass defended, 1 fumble recovery and 1 blocked punt.
- 1st-team all-state at tight end.
- 1st-team all-district at tight end.

JUNIOR (2008):

- 1st-team all-district.

OFF THE FIELD

COMMUNITY:

- Annually participates in the AARP Foundation Million Meal Pack to pack more than 1 million meals in a single day for older adults in the South

Florida community.

- Participated in the 2018 Dolphins Cancer Challenge Golf Tournament.
- Fished in the 2017 Fins Weekend Fishing Tournament.

PERSONAL:

- **MAJOR:** General studies.

JESSE DAVIS' NFL REGULAR SEASON STATS

GAMES/STARTS: 2017: 16/10, 2018: 9/9

NFL TOTALS: 25/19



92 JOHN DENNEY

LONG SNAPPER // 6-5 // 242 // BRIGHAM YOUNG '05
 ACQUIRED: FA, '05
 HOMETOWN: THORNTON, COLO. // BORN: 12/13/78
 NFL: 14TH SEASON // DOLPHINS: 14TH SEASON



NFL CAREER

TRANSACTIONS:

- Signed by Miami on Sept. 3, 2018.
- Released by Miami on Sept. 2, 2018.
- Signed by Miami as an undrafted college free agent on April 29, 2005.

CAREER HONORS:

- 2013 Nat Moore Community Service Award.
- 2012 Pro Bowl selection.
- 2010 Pro Bowl selection.

CAREER HIGHLIGHTS:

- Played in 217 career games.
- 49 special teams tackles (37 solo), 1 forced fumble and 3 fumble recoveries.
- Has not missed a game in his 14 NFL seasons.
- Is 1st in Dolphins history with 217 consecutive regular season games played:

MOST CONSECUTIVE GAMES PLAYED IN DOLPHINS HISTORY

PLAYER	CONS. GP	STREAK
1. JOHN DENNEY	217*	1ST (2005)-PRESENT
2. Jason Taylor	130	15th (1999)-16th (2007)
3. Jim Langer	128	10th (1970)-9th (1979)
4. Garo Yepremian	127	2nd (1970)-16th (1978)
5. Bob Baumhower	125	1st (1977)-14th (1984)

* active streak

- His 217 consecutive games is the longest active streak in the NFL:

MOST CONSECUTIVE GAMES PLAYED IN NFL HISTORY (ACTIVE STREAKS)

PLAYER	TEAM(S)	POS	CONS. GP
1. JOHN DENNEY	MIAMI	LS	217
2. L.P. Ladouceur	Dal.	LS	213
3. Philip Rivers	SD/LAC	QB	201
Sam Koch	Bal.	P	201
5. Mason Crosby	GB	K	184

- His 217 games played are the 2nd-most in Dolphins history:

MOST GAMES PLAYED IN DOLPHINS HISTORY

PLAYER	GP	YEARS
1. Dan Marino	242	1983-99
2. JOHN DENNEY	217*	2005-PRESENT
3. Jason Taylor	204	1997-2007, 2009, 2011
4. Bob Kuechenberg	196	1970-84
5. Nat Moore	183	1974-86

* active

- He is the 3rd-oldest Dolphins player to see action in a game. This list shows the ages of the most senior players in Dolphins history when they played their last game with the team:

OLDEST PLAYERS TO PLAY IN A GAME FOR THE DOLPHINS

PLAYER	YRS	DAYS
1. Earl Morrall	42	208
2. Steve DeBerg	39	334
3. JOHN DENNEY*	39	326
4. Keith Traylor	38	111
5. Dan Marino	38	109

* active

2018 (MIAMI):

- Played in 9 games.
- 4 special teams tackles (1 solo).

VS. TENNESSEE (9/9):

- Played but did not record any stats.
- Became the NFL leader among active players for consecutive games played.

VS. OAKLAND (9/23):

- 1 special teams tackle.

AT NEW ENGLAND (9/30):

- 2 assisted special teams tackles.

2017 (MIAMI):

- Played in all 16 games.
- 2 special teams tackles (1 solo).
- Helped K Cody Parkey tie the team record for best field goal percentage in a single season (91.3 pct.).

VS. OAKLAND (11/5):

- Played but did not record any stats.
- Became the 20th active NFL player and the 313th player in NFL history to play in 200 career games.
- Served as a game captain.

2016 (MIAMI):

- Played in all 16 games.
- 1 special teams tackle.

POSTSEASON:

AFC WILD CARD AT PITTSBURGH (1/8):

- Played but did not record any stats.

2015 (MIAMI):

- Played in all 16 games.
- 4 special teams tackles (3 solo).

2014 (MIAMI):

- Played in all 16 games.

- 2 special teams tackles and 1 fumble recovery.

AT DENVER (11/23): 1 fumble recovery.

2013 (MIAMI):

- Played in all 16 games.
- 4 special teams tackles (3 solo) and 1 fumble recovery.
- Helped P Brandon Field set a single-season team record with a 42.4 net punting average.

VS. ATLANTA (9/22): 1 fumble recovery.

HONORS:

- Nat Moore Community Service Award winner.

2012 (MIAMI):

- Played in all 16 games.
- 2 special teams tackles and 1 forced fumble.
- Helped P Brandon Field set the single-season team record with a 50.2 gross punting average.

VS. ST. LOUIS (10/14): 1 forced fumble.

PRO BOWL:

- Earned the 2nd Pro Bowl bid of his career as a coach's selection.
- Became the 1st Dolphins player to twice be selected to a Pro Bowl as a "need" player and also the first non-punting or kicking Dolphins special teams player to be twice named to an AFC Pro Bowl squad in team history.

2011 (MIAMI):

- Played in all 16 games.
- 4 solo special teams tackles.

2010 (MIAMI):

- Played in all 16 games.
- 4 solo special teams tackles.

PRO BOWL:

- Earned his 1st Pro Bowl bid as a coach's selection.
- Became the 2nd Dolphins "need" player selected to a Pro Bowl team in franchise history, along with linebacker Zach Thomas in 2000.
- Became only the 2nd non-punting or kicking Dolphins special teams player named to an AFC Pro Bowl squad in Dolphins history, joining special teamer Larry Izzo, a 2000 selection.

2009 (MIAMI):

- Played in all 16 games.
- 7 special teams tackles (6 solo)

2008 (MIAMI):

- Played in all 16 games.
- 4 special teams tackles (3 solo)

POSTSEASON:

AFC WILD CARD VS. BALTIMORE (1/4): 1 solo special teams tackle.

2007 (MIAMI):

- Played in all 16 games.
- 3 solo special teams tackles.
- Helped K Jay Feely tie the team record for best field goal percentage in a single season (91.3 pct.).

2006 (MIAMI):

- Played in all 16 games.

- 5 special teams tackles (4 solo) and 1 fumble recovery.

VS. N.Y. JETS (12/25): 1 fumble recovery.

2005 (MIAMI):

- Played in all 16 games.
- 4 special teams tackles (2 solo).
- Only undrafted rookie to spend all 16 games on the team's 53-man roster that season.

BEFORE THE NFL

COLLEGE (BRIGHAM YOUNG):

- 3-year starter (2002-04) at defensive end.

CAREER: Played in 32 games with 29 starts; 93 tackles (44 solo), 9 sacks, 3 passes defended and 2 forced fumbles.

- Also handled long-snapping duties.

SENIOR (2004): Started 10 games; 27 tackles (13 solo), 4 sacks, 1 pass defended and 1 forced fumble.

- Selected for the Hula Bowl.

JUNIOR (2003): Started all 12 games; 41 tackles (23 solo), 4 sacks, 2 passes defended and 1 forced fumble.

REDSHIRT SOPHOMORE (2002): Played in 10 games with 7 starts; 25 tackles (8 solo) and 1 sack.

- Redshirted in 2001 after transferring to BYU.

TRUE FRESHMAN (2000 AT RICKS JUNIOR COLLEGE): 51 tackles (21 solo) and 5 sacks.

- All-Region 18 honors.
- Helped team win the Real Dairy Bowl.

HIGH SCHOOL (HORIZON HS – CHARLOTTE, N.C.)

- 3-year letterwinner.

SENIOR (1996):

- Special Teams Player of the Year.
- 1st-team all-conference.
- 2nd-team all-state.

OFF THE FIELD

COMMUNITY:

- 2013 Nat Moore Community Service Award winner.
- Participated in numerous hurricane relief efforts and hospital visits.
- Regularly helps out with the Dolphins Cancer Challenge (DCC) and Fins Weekend golf and fishing tournaments.
- Participated in several Dolphins community events such as backpack hand outs, serving food to the homeless, working with local schools and donating money for holiday gifts for needy families.

PERSONAL:

- Served a 2-year Spanish-speaking church mission in Morristown, N.J.
- Has played the violin since age 5 and still plays on occasion.
- Enjoys golfing in his spare time.
- Graduated with his MBA from the University of Miami in 2016.
- Participated in the 2017 Miami Dolphins Business

Combine.

- Brother, Ryan Denney, was a defensive end for Buffalo (2002-09) and Houston (2010) after the Bills selected him in the 2nd round of the 2002

NFL draft.

- Married to Christy with three sons, Austin, Brock and Wes, and two daughters, Gracie and Bailey.
- **MAJOR:** Business management.

JOHN DENNEY'S NFL REGULAR SEASON STATS

GAMES/STARTS: 2005: 16/0, 2006: 16/0, 2007: 16/0, 2008: 16/0, 2009: 16/0, 2010: 16/0, 2011: 16/0, 2012: 16/0, 2013: 16/0, 2014: 16/0, 2015: 16/0, 2016: 16/0, 2017: 16/0, 2018: 9/0 **NFL TOTALS: 217/0**

JOHN DENNEY'S NFL PLAYOFF STATS

GAMES/STARTS: 2008: 1/0, 2016: 1/0

PLAYOFF TOTALS: 2/0

ADDITIONAL STATS

Special Teams Tackles: 4 in 2005, 5 in 2006, 3 in 2007, 4 in 2008, 7 in 2009, 4 in 2010, 4 in 2011, 2 in 2012, 3 in 2013, 2 in 2014, 4 in 2015, 1 in 2016, 2 in 2017, 4 in 2018 for total of 49 (P-1).

Special Teams Forced Fumbles: 1 in 2012.

Special Teams Fumble Recoveries: 1 in 2006, 1 in 2013, 1 in 2014 for total of 3.

SINGLE-GAME CAREER HIGHS

Special Teams Tackles: 3 at Philadelphia, 11/15/15
Forced Fumbles: 1 vs. St. Louis, 10/14/12
Fumble Recoveries: 1 3 times, last: at Denver, 11/23/14



TIGHT END // 6-5 // 240 // ARKANSAS '15
ACQUIRED: WAL., '17 (DEN.)
HOMETOWN: IOWA CITY, IOWA // BORN: 9/20/91
NFL: FOURTH SEASON // DOLPHINS: SECOND SEASON

NFL CAREER

TRANSACTIONS:

- Awarded off waivers to Miami on Nov. 29, 2017.
- Waived by Denver on Nov. 28, 2017.
- Waived/injured by Denver on Nov. 18, 2017.
- Traded from New England to Denver on Oct. 25, 2016.
- 6th-round pick (202nd overall) by New England in the 2015 NFL draft.

CAREER HIGHLIGHTS:

- Played in 24 career games with 4 starts.
- 39 receptions for 439 yards (11.3 avg.) and 3 TDs.

2018 (MIAMI):

- Played in 3 games.
- Inactive for 6 games.
- 2 receptions for 35 yards (17.5 avg.) and 1 TD.

VS. TENNESSEE (9/9): Played but did not record any stats.

AT N.Y. JETS (9/16): 1 reception for 19 yards and 1 TD.

- Caught a 19-yard TD to extend Miami's lead to 20-0 in the 2nd quarter.
- It was his 1st TD with the Dolphins.

VS. OAKLAND (9/23): 1 reception for 16 yards (16.0 avg.).

2017 (MIAMI/DENVER):

- Played in 2 games with Miami.
- Dressed but did not play 1 game with Miami.
- Inactive for 1 game with Miami.
- 2 receptions for 20 yards (10.0 avg.) with Miami.
- Awarded off waivers to Miami on Nov. 29.
- Waived/injured by Denver on Nov. 18.
- Played 9 games with 1 start with Denver.
- 19 receptions for 224 yards (11.8 avg.) and 2 TDs with Denver.

VS. OAKLAND (10/1): 4 receptions for 75 yards (18.8 avg.) and 1 TD.

- Caught a 22-yard TD from QB Trevor Siemian in the first quarter, the first TD of his career.

AT KANSAS CITY (10/30): 2 receptions for 21 yards (10.5 avg.) and 1 TD.

- Hauled in an 11-yard TD pass from QB Trevor Siemian in the 4th quarter.

AT KANSAS CITY (12/24): 1 reception for 11 yards.

- Made his Dolphins debut.

2016 (DENVER/NEW ENGLAND):

- Played in 6 games with 3 starts with Denver.
- Inactive for 3 games with Denver.
- 16 receptions for 160 yards (10.0 avg.) with Denver.
- Traded to Denver on Oct. 25.
- Played in 4 games with New England.
- Inactive for 3 games with New England.
- 1 special teams tackle.

AT ARIZONA (9/11): Played but did not record any stats.

- Made his NFL debut.

AT OAKLAND (11/6): Started but did not record any stats.

- Made his first NFL start.

AT TENNESSEE (12/11): 5 receptions for 57 yards (11.4 avg.).

2015 (NEW ENGLAND):

- Missed the entire season due to injury.
- Placed on injured reserve on Aug. 5.

BEFORE THE NFL

COLLEGE (ARKANSAS):

- 2-year letterman (2013-14) and 1-year starter.
- Transferred from Coffeyville (Kan.) Community College following his sophomore season (2012).
- Transferred from Iowa following his redshirt freshman season (2011).

CAREER (AT ARKANSAS): Played in 18 games with 8 starts; 22 receptions for 303 yards (13.8 avg.) and 3 TDs; 19-of-36 passing (52.8 pct.) for 178 yards and 1 TD.

- Moved from quarterback to tight end after his junior season (2013).

SENIOR (2014 AT ARKANSAS): Played in 11 games with 7 starts; 22 receptions for 303 yards (13.8 avg.) and 3 TDs.

- Moved from quarterback to tight end during the spring.

JUNIOR (2013 AT ARKANSAS): Played in 7 games with 1 start at quarterback; 19-of-36 passing (52.8 pct.) for 178 yards and 1 TD.

SOPHOMORE (2012 AT COFFEYVILLE CC): Played 10 games at quarterback; 149-of-321 passing (46.4 pct.) for 1,936 yards and 22 TDs.

REDSHIRT FRESHMAN (2011 AT IOWA): Played 9 games at quarterback; 3-of-6 passing (50.0 pct.)

for 30 yards.

- Redshirted in 2010.

HIGH SCHOOL (IOWA CITY HS – IOWA CITY, IOWA)

- Also played basketball and baseball.
- Won state title in basketball as a sophomore in 2008.

SENIOR (2009): 98-of-187 passing (52.4 pct.) for 1,820 yards and 23 TDs; 142 carries for 752 yards (5.3 avg.).

- 1st-team all-state at quarterback.
- Won state championship.

JUNIOR (2008): 77-of-136 passing (56.6 pct.) for

1,197 yards and 11 TDs; 168 carries for 1,064 yards (6.3 avg.) and 13 TDs.

- 1st-team all-state at quarterback.

OFF THE FIELD

PERSONAL:

- Father, John Derby, played linebacker for Detroit in 1992.
- Uncle, Glenn Derby, was an 8th-round pick (218th overall) by New Orleans in the 1988 NFL draft and played 7 games as an offensive lineman from 1989-90.
- **MAJOR:** Economics.

A.J. DERBY'S NFL REGULAR SEASON STATS

YEAR	TEAM	GP	GS	RECEIVING					RUSHING					
				REC	YDS	AVG	LG	TD	ATT	YDS	AVG	LG	TD	
2015	NEW ENGLAND													
2016	NEW ENGLAND	4	0	0	0	0								
	DENVER	6	3	16	160	10.0	17	0	0	0	0.0	-	0	0
2017	DENVER	9	1	19	224	11.8	29	2	0	0	0.0	-	0	0
	MIAMI	2	0	2	20	10.0	11	0	0	0	0.0	-	0	0
2018	MIAMI	3	0	2	35	17.5	19t	1	0	0	0.0	-	0	0
NFL TOTALS		24	4	39	439	11.3	29	3	0	0	0.0	-	0	0

ADDITIONAL STATS

- Special Teams Tackles: (Denver) 2 in 2017.
- Miscellaneous Tackles: (Miami) 1 in 2017.
- Miscellaneous Fumble Recoveries: (Miami) 1 in 2018.
- Kickoff Returns: (Miami) 1 for 11 yards in 2017.

SINGLE-GAME CAREER HIGHS

- Receptions: 6 at L.A. Chargers, 10/22/17
- Receiving Yards: 75 vs. Oakland, 10/11/17
- Longest Rec.: 29 vs. Oakland, 10/11/17
- TD Receptions: 1 twice, last: at Kansas City, 10/30/17

2016 GAME-BY-GAME STATS (DENVER/NEW ENGLAND)

DATE	OPPONENT	P/S	REC	YDS	AVG	LG	TD
09/11	at Arizona	1/0	0	0	0.0	-	0
09/18	MIAMI						
09/22	HOUSTON						
10/02	BUFFALO	1/0	0	0	0.0	-	0
10/09	at Cleveland	1/0	0	0	0.0	-	0
10/16	CINCINNATI	1/0	0	0	0.0	-	0
10/23	at Pittsburgh						
N.E. TOTALS	4/0	0	0	0	0.0	-	0
10/30	SAN DIEGO						
11/06	at Oakland	1/1	0	0	0.0	-	0
11/13	at New Orleans	1/0	2	22	11.0	12	0
11/27	KANSAS CITY	1/0	4	43	10.8	13	0
12/04	at Jacksonville	1/1	1	3	3.0	3	0
12/11	at Tennessee	1/1	5	57	11.4	17	0
12/18	NEW ENGLAND	1/0	4	35	8.8	16	0
DENVER TOTALS	6/3	16	160	10.0	17	0	
2016 TOTALS	10/3	16	160	10.0	17	0	

2017 GAME-BY-GAME STATS (MIAMI/DENVER)

DATE	OPPONENT	P/S	REC	YDS	AVG	LG	TD
09/11	L.A. CHARGERS	1/0	3	34	11.3	13	0
09/17	DALLAS	1/0	0	0	0.0	-	0
09/24	at Buffalo	1/1	1	5	5.0	5	0
10/01	OAKLAND	1/0	4	75	18.8	29	1
10/15	N.Y. GIANTS	1/0	1	10	10.0	10	0
10/22	at L.A. Chargers	1/0	6	66	11.0	23	0
10/30	at Kansas City	1/0	2	21	10.5	11	1
11/05	at Philadelphia	1/0	1	11	11.0	11	0
11/12	NEW ENGLAND	1/0	1	2	2.0	2	0
DENVER TOTALS	9/1	19	224	11.8	29	2	
12/03	DENVER						
12/11	NEW ENGLAND						
12/17	at Buffalo						
12/24	at Kansas City	1/0	1	11	11.0	11	0
12/31	BUFFALO	1/0	1	9	9.0	9	0
MIAMI TOTALS	2/0	2	20	10.0	11	2	
2017 TOTALS	11/1	21	244	11.6	29	2	

2018 GAME-BY-GAME STATS (MIAMI)

DATE	OPPONENT	P/S	REC	YDS	AVG	LG	TD
09/09	TENNESSEE	1/0	0	0	0.0	-	0
09/16	at N.Y. Jets	1/0	1	19	19.0	19t	1
09/23	OAKLAND	1/0	1	16	16.0	16	0
09/30	at New England						
10/07	at Cincinnati						
10/14	CHICAGO						
10/21	DETROIT						
10/25	at Houston						
11/04	N.Y. JETS						
11/11	at Green Bay						
11/25	at Indianapolis						
12/02	BUFFALO						
12/09	NEW ENGLAND						
12/16	at Minnesota						
TBD	JACKSONVILLE						
12/30	at Buffalo						
2018 TOTALS	3/0	2	35	17.5	19t	1	



RUNNING BACK // 6-1 // 211 // ALABAMA '16
ACQUIRED: D3A, '16
HOMETOWN: MARIETTA, GA. // BORN: 1/26/94
NFL: THIRD SEASON // DOLPHINS: THIRD SEASON

NFL CAREER

TRANSACTIONS:

- 3rd-round pick (73rd overall) by Miami in the 2016 NFL draft.

CAREER HONORS:

- 2017 Week 16 NFLPA Community MVP.

CAREER HIGHLIGHTS:

- Played in 41 career games with 12 starts.
- 239 carries for 1,172 yards (4.9 avg.) and 8 TDs.
- 72 receptions for 508 yards (7.1 avg.) and 3 TDs.
- 20 kickoff returns for 544 yards (27.2 avg.) and 1 TD.
- 9 special teams tackles (6 solo).
- Led the NFL with 444 rushing yards in the final 5 weeks of the 2017 season:

NFL RUSHING LEADERS (FINAL 5 WEEKS - 2017)				
PLAYER	TEAM	ATT	YDS	TD
1. KENYAN DRAKE	MIAMI	91	444	2
2. Todd Gurley	L.A. Rams	75	440	5
3. Kareem Hunt	Kansas City	88	437	4
4. Marshawn Lynch	Oakland	84	434	2
5. C.J. Anderson	Denver	101	422	1

- Tied the team record with 3 kickoff returns of at least 50 yards in a single season in 2016 after he posted kickoff returns of 96, 78 and 58 yards.
- Joined WR Jakeem Grant in 2016 as the 2nd pair of Dolphins rookies to have a kickoff and punt returned for a TD in the same season. It was just the 4th time in NFL history two different rookies on the same team combined for a kickoff and punt return for TD in the same season.

2018 (MIAMI):

- Played in 9 games with 5 starts.
- 73 carries for 349 yards (4.8 avg.) and 3 TDs; 31 receptions for 223 yards (7.2 avg.) and 2 TDs.

AT N.Y. JETS (9/16): 11 carries for 53 yards (4.8 avg.) and 1 TD; 4 receptions for 17 yards (4.3 avg.).

- Scored on a 6-yard TD run in the 1st quarter.

VS. DETROIT (10/21): 6 carries for 72 yards (12.0 avg.) and 1 TD; 4 receptions for 15 yards (3.8 avg.).

- Scored on a 54-yard TD run in the 3rd quarter.

AT HOUSTON (10/25): 12 carries for 58 yards (4.8 avg.) and 1 TD; 2 receptions for 37 yards (18.5

avg.) and 1 TD.

- Scored on a 12-yard TD run in the 1st quarter.
- Caught a 28-yard TD pass from WR Danny Amendola in the 3rd quarter.

2017 (MIAMI):

- Played in all 16 games with 6 starts.
- 133 carries for 644 yards (4.8 avg.) and 3 TDs; 32 receptions for 239 yards (7.5 avg.) and 1 TD; 7 kickoff returns for 147 yards (21.0 avg.).
- Led the NFL with 444 rushing yards in the final 5 weeks of the 2017 season.
- His 644 yards led the team in rushing despite starting just 6 games.

AT CAROLINA (11/13): 7 carries for 82 yards (11.7 avg.) and 1 TD.

- Scored on a 66-yard TD run.
- The Panthers hadn't allowed a run for longer than 25 yards on the season until that one.

VS. DENVER (12/3): 23 carries for 120 yards (5.2 avg.) and 1 TD.

- Scored on a 42-yard carry in the 3rd quarter to extend Miami's lead.
- It was the 1st 100-yard game of his career.
- His 120 rushing yards were the most he had in a game since high school.

VS. NEW ENGLAND (12/11): 25 carries for 114 yards (4.6 avg.); 5 receptions for 79 yards (15.8 avg.).

- 2nd straight game with 100 yards.
- Led the team in both rushing and receiving yards.
- Became just the 3rd Dolphins player to record 100-plus rushing yards and 75-plus receiving yards in a game, joining Troy Stradford (169 rushing, 83 receiving) at Dallas on Nov. 27, 1987 and Ronnie Brown (112 rushing, 99 receiving) vs. the N.Y. Jets on Sept. 23, 2007.

2016 (MIAMI):

- Played in all 16 games with 1 start.
- 33 carries for 179 yards (5.4 avg.) and 2 TDs; 9 receptions for 46 yards (5.1 avg.); 13 kickoff returns for 397 yards (30.5 avg.) and 1 TD.

- Tied the team record with 3 kickoff returns of at least 50 yards in a single season in 2016 after he posted kickoff returns of 96, 78 and 58 yards.

- Joined WR Jakeem Grant as the 2nd pair of Dolphins rookies to have a kickoff and punt returned for a TD in the same season. It was just

the 4th time in NFL history two different rookies on the same team combined for a kickoff and punt return for TD in the same season.

VS. CLEVELAND (9/25): 9 carries for 37 yards (4.1 avg.).

- Made first NFL start.

VS. N.Y. JETS (11/6): 2 kickoff returns for 123 yards (61.5 avg.) and 1 TD.

- Returned a kickoff 96 yards for a TD with 5:15 remaining in the 4th quarter, sealing Miami's 27-23 victory.
- Became the 6th-longest kickoff return and 2nd-longest by a rookie in Dolphins history.
- It was Miami's 1st kickoff return for a TD since Nov. 15, 2012 (Marcus Thigpen).
- Marked the latest game-winning kickoff return for a TD in an NFL game since 2003 (Kansas City's Dante Hall).

AT BUFFALO (12/24): 4 carries for 56 yards (14.0 avg.) and 1 TD.

- Rushed for a 45-yard TD in the 2nd quarter.

POSTSEASON:

AFC WILD CARD AT PITTSBURGH (1/8): 3 kickoff returns for 101 yards (33.7 avg.).

- Returned a kickoff 58 yards in the 3rd quarter.

JUNIOR (2014): Played in 5 games with 1 start; 22 carries for 112 yards (5.1 avg.) and 4 TDs; 5 receptions for 159 yards (31.8 avg.) and 2 TDs.

SOPHOMORE (2013): Played in 12 games with 1 start; 92 carries for 694 yards (7.5 avg.) and 8 TDs; 12 receptions for 135 yards (11.3 avg.) and 1 TD; 1 blocked punt and 4 special teams tackles.

- Totaled 37 first downs rushing and 7 receiving.
- Averaged 71.8 rushing yards per game in conference play.

TRUE FRESHMAN (2012): Played in 12 games; 42 carries for 281 yards (6.7 avg.) and 5 TDs.

- Won the national championship.

HIGH SCHOOL (HILLGROVE HS – POWDER SPRINGS, GA.)

- Also ran track and won a state title in the 100-meter dash.

SENIOR (2011): 175 carries for 1,610 yards (9.2 avg.) and 18 TDs; 315 receiving yards and 5 receiving TDs; 2 kickoff return TDs.

- Georgia's Gatorade High School Player of the Year.
- All-American.
- All-state.

BEFORE THE NFL

COLLEGE (ALABAMA):

- 4-year letterman (2012-15)

CAREER: Played in 42 games with 6 starts; 233 carries for 1,495 yards (6.4 avg.) and 18 TDs; 46 receptions for 570 yards (12.4 avg.) and 4 TDs; 16 kickoff returns for 505 yards (26.6 avg.) and 1 TD.

SENIOR (2015): Played in 13 games with 4 starts; 77 carries for 408 yards (5.3 avg.) and 1 TD; 29 receptions for 276 yards (9.5 avg.) and 1 TD; 19 kickoff returns for 505 yards (26.6 avg.) and 1 TD.

- Totaled 19 first downs rushing and 9 first downs receiving.
- Returned a kickoff 95 yards for a TD with less than 8 minutes remaining to help win the national championship over Clemson (1/11/16).

OFF THE FIELD

COMMUNITY:

- Cheered on participants in the 7th annual Dolphins Cancer Challenge in February 2017.
- Named Week 16 NFLPA Community MVP for providing a night of holiday food and fun for 125 kids at a local Boys & Girls Club in 2017.
- Regularly visits local Boys & Girls Clubs.

PERSONAL:

- **MAJOR:** Communications.

KENYAN DRAKE'S NFL REGULAR SEASON STATS

YEAR	TEAM	GP	GS	RUSHING					RECEIVING				
				ATT	YDS	AVG	LG	TD	REC	YDS	AVG	LG	TD
2016	MIAMI	16	1	33	179	5.4	45t	2	9	46	5.1	9	0
2017	MIAMI	16	6	133	644	4.8	66t	3	32	239	7.5	47	1
2018	MIAMI	9	5	73	349	4.8	54t	3	31	223	7.2	28t	2
NFL TOTALS		41	12	239	1172	4.9	66t	8	72	508	7.1	47	3

KENYAN DRAKE'S NFL REGULAR SEASON RETURNING STATS

YEAR	TEAM	KICKOFF RETURN					PUNT RETURN					
		KR	YDS	AVG	LG	TD	PR	FC	YDS	AVG	LG	TD
2016	MIAMI	13	397	30.5	96t	1	0	0	0	0.0	-	0
2017	MIAMI	7	147	21.0	34	0	0	0	0	0.0	-	0
2018	MIAMI	0	0	0.0	-	0	0	0	0	0.0	-	0
NFL TOTALS		20	544	27.2	96t	1	0	0	0	0.0	-	0

KENYAN DRAKE'S NFL PLAYOFF STATS

YEAR	TEAM	GP	GS	RUSHING					RECEIVING				
				ATT	YDS	AVG	LG	TD	REC	YDS	AVG	LG	TD
2016	MIAMI	1	0	0	0	0.0	0	0	0	0	0.0	0	0
PLAYOFF TOTALS		1	0	0	0	0.0	0	0	0	0	0.0	0	0

KENYAN DRAKE'S NFL PLAYOFF RETURNING STATS

YEAR	TEAM	KICKOFF RETURN					PUNT RETURN					
		KR	YDS	AVG	LG	TD	PR	FC	YDS	AVG	LG	TD
2016	MIAMI	3	101	33.7	58	0	0	0	0	0.0	-	0
NFL TOTALS		3	101	33.7	58	0	0	0	0	0.0	-	0

ADDITIONAL STATS

Special Teams Tackles: 4 in 2016 and 5 in 2017 for total of 9.
Miscellaneous Tackles: 1 in 2016, 1 in 2017 and 1 in 2018 for total of 3.

SINGLE-GAME CAREER HIGHS

Rushes: 25 vs. New England, 12/11/17
Rushing Yards: 120 vs. Denver, 12/3/17
Longest Rush: 66t at Carolina, 11/13/17
Rushing TDs: 1 8 times, last: at Houston, 10/25/18
Receptions: 7 at Cincinnati, 10/7/18
Receiving Yards: 79 vs. New England, 12/11/17
Longest Reception: 47 vs. New England, 12/11/17
Receiving TDs: 1 3 times, last: at Houston, 10/25/18

100-YARD RUSHING GAMES (2)

DATE	OPPONENT	ATT	YDS	AVG	LG	TD
12/3/17	DENVER	23	120	5.2	42t	1
12/11/17	NEW ENGLAND	25	114	4.6	31	0

2016 GAME-BY-GAME STATS (MIAMI)

DATE	OPPONENT	P/S	ATT	YDS	AVG	LG	TD
09/11	at Seattle	1/0	0	0	0.0	-	0
09/18	at New England	1/0	2	12	6.0	7t	1
09/25	CLEVELAND	1/1	9	37	4.1	11	0
09/29	at Cincinnati	1/0	2	15	7.5	12	0
10/09	TENNESSEE	1/0	2	4	2.0	6	0
10/16	PITTSBURGH	1/0	0	0	0.0	-	0
10/23	BUFFALO	1/0	0	0	0.0	-	0
11/06	N.Y. JETS	1/0	0	0	0.0	-	0
11/13	at San Diego	1/0	1	9	9.0	9	0
11/20	at L.A. Rams	1/0	1	2	2.0	2	0
11/27	SAN FRANCISCO	1/0	1	9	9.0	9	0
12/04	at Baltimore	1/0	1	1	1.0	1	0
12/11	ARIZONA	1/0	1	8	8.0	8	0
12/17	at N.Y. Jets	1/0	5	16	3.2	16	0
12/24	at Buffalo	1/0	4	56	14.0	45t	1
01/01	NEW ENGLAND	1/0	4	10	2.5	4	0
2016 TOTALS		16/1	33	179	5.4	45t	2

DATE	OPPONENT	P/S	ATT	YDS	AVG	LG	TD
01/08	at Pittsburgh*	1/0	0	0	0.0	-	0

* AFC Wild Card game

2017 GAME-BY-GAME STATS (MIAMI)

DATE	OPPONENT	P/S	ATT	YDS	AVG	LG	TD
09/17	at L.A. Chargers	1/0	1	-3	-3.0	-3	0
09/24	at N.Y. Jets	1/0	1	0	0.0	0	0
10/01	NEW ORLEANS	1/0	1	6	6.0	6	0
10/08	TENNESSEE	1/0	1	0	0.0	0	0
10/15	at Atlanta	1/0	0	0	0.0	-	0
10/22	N.Y. JETS	1/0	0	0	0.0	-	0
10/26	at Baltimore	1/0	6	22	3.7	12	0
11/05	OAKLAND	1/0	9	69	7.7	42	0
11/13	at Carolina	1/0	7	82	11.7	66t	1
11/19	TAMPA BAY	1/0	7	4	0.6	6	0
11/26	at New England	1/1	9	20	2.2	13	0
12/03	DENVER	1/1	23	120	5.2	42t	1
12/11	NEW ENGLAND	1/1	25	114	4.6	31	0
12/17	at Buffalo	1/1	16	78	4.9	31	1
12/24	at Kansas City	1/1	13	57	4.4	18	0
12/31	BUFFALO	1/1	14	75	5.4	32	0
2017 TOTALS		16/6	133	644	4.8	66t	3

2018 GAME-BY-GAME STATS (MIAMI)

DATE	OPPONENT	P/S	ATT	YDS	AVG	LG	TD
09/09	TENNESSEE	1/1	14	48	3.4	16	0
09/16	at N.Y. Jets	1/1	11	53	4.8	20	1
09/23	OAKLAND	1/1	5	3	0.6	3	0
09/30	at New England	1/1	3	3	1.0	5	0
10/07	at Cincinnati	1/1	6	46	7.7	25	0
10/14	CHICAGO	1/0	13	57	4.4	12	0
10/21	DETROIT	1/0	6	72	12.0	54t	1
10/25	at Houston	1/0	12	58	4.8	12t	1
11/04	N.Y. JETS						
11/11	at Green Bay						
11/25	at Indianapolis						
12/02	BUFFALO						
12/09	NEW ENGLAND						
12/16	at Minnesota						
12/23	JACKSONVILLE						
12/30	at Buffalo						
2018 TOTALS		8/5	70	340	4.9	54t	3



9

DAVID FALES

QUARTERBACK // 6-2 // 213 // SAN JOSE STATE '14

ACQUIRED: FA, '17

HOMETOWN: SALINAS, CALIF. // BORN: 10/4/90

NFL: FOURTH SEASON // DOLPHINS: SECOND SEASON

NFL CAREER

TRANSACTIONS:

- Signed by Miami on Oct. 24, 2017.
- Waived by Miami on Sept. 2, 2017.
- Signed by Miami on April 5, 2017.
- Signed by Chicago off Baltimore's practice squad on Nov. 23, 2016.
- Signed to Baltimore's practice squad on Nov. 19, 2016.
- Released from Baltimore's practice squad on Nov. 16, 2016.
- Signed to Baltimore's practice squad on Nov. 10, 2016.
- Released from Baltimore's practice squad on Nov. 8, 2016.
- Signed to Baltimore's practice squad on Sept. 6, 2016.
- Waived by Chicago on Sept. 3, 2016.
- Promoted from Chicago's practice squad on Sept. 22, 2015.
- Signed to Chicago's practice squad on Sept. 17, 2015.
- Waived by Chicago on Sept. 15, 2015.
- Promoted from Chicago's practice squad on Dec. 13, 2014.
- Signed to Chicago's practice squad on Sept. 15, 2014.
- Waived by Chicago on Sept. 13, 2014.
- 6th-round pick (183rd overall) by Chicago in the 2014 NFL draft.

CAREER HIGHLIGHTS:

- Played in 3 career games.
- Completed 31-of-48 passes (64.6 pct.) for 287 yards and 1 TD for a QB rating of 79.1.
- 5 carries for 8 yards (1.6 avg.) and 1 TD.

2018 (MIAMI):

- Inactive for 5 games.
- Dressed but did not play in 4 games.

2017 (MIAMI):

- Played in 2 games.
- Dressed but did not play in 5 games.
- Inactive for 3 games.
- Signed by Miami on Oct. 24.
- Spent the offseason and training camp with the Dolphins before being waived on Sept. 2, 2017.

- Completed 29-of-43 passes (67.4 pct.) for 265 yards and 1 TD for a QB rating of 82.0.

- 4 carries for 8 yards (2.0 avg.) and 1 TD.

VS. DENVER (12/3): 0-for-1 passing.

- Made his Dolphins debut, relieving QB Jay Cutler on the team's final possession.

VS. BUFFALO (12/31): 29-of-42 passing (69.0 pct.) for 265 yards and 1 TD; 4 carries for 8 yards (2.0 avg.) and 1 TD.

- Entered the game on Miami's second possession and played the rest of the contest.
- Connected with WR Jarvis Landry for a 1-yard TD pass for the 1st TD pass of his career.
- Rushed for a 1-yard TD with 1:56 left in the game, the 1st rushing TD of his career.

2016 (CHICAGO/BALTIMORE):

- Played in 1 game for Chicago.
- Dressed but did not play in 5 games for Chicago.
- Completed 2-of-5 passes (40.0 pct.) for 22 yards.
- 1 rush for 0 yards.
- Signed by Chicago on Nov. 23.
- Spent the majority of the season on Baltimore's practice squad.
- Spent the offseason and training camp with Chicago before he was waived on Sept. 3.

AT MINNESOTA (1/1): 2-of-5 passing (40.0 pct.) for 22 yards; 1 rush for 0 yards.

- Made his NFL debut.

2015 (CHICAGO):

- Dressed but did not play in 7 games.
- Inactive for 3 games.
- Spent the rest of the season on Chicago's practice squad.
- Spent training camp and the offseason with Chicago.

2014 (CHICAGO):

- Dressed but did not play in 1 game.
- Inactive for 3 games.
- Spent the rest of the season on Chicago's practice squad.
- Spent training camp and the offseason with Chicago.

BEFORE THE NFL

COLLEGE (SAN JOSE STATE):

- 2-year starter (2012-13).

- Transferred from Monterey Peninsula College following his redshirt sophomore season (2011).
- Transferred from Nevada following his true freshman season (2009).

CAREER (AT SAN JOSE STATE): Started all 25 games; Completed 639-of-938 passes (68.1 pct.) for 8,382 yards, 66 TDs, 22 interceptions and a passer efficiency of 161.7; 90 carries for -132 yards (-1.5 avg.) and 2 TDs.

- Finished career holding 25 school records and sharing 3 others.
- Left school holding 2 Mountain West Conference records and sharing 1 other.
- Became 1st QB in school history to surpass 4,000 passing yards in consecutive seasons.

SENIOR (2013 AT SAN JOSE STATE): Started all 12 games; 312-of-487 passing (64.1 pct.) for 4,189 yards, 33 TDs and 13 interceptions for a passer efficiency of 153.4; 48 carries for 7 yards (0.2 avg.) and 2 TDs.

- Set 8 career, 6 season and 4 single-game school records during his senior season.
- Set a conference record for surpassing 300 passing yards in 5 straight games.
- 2nd-team All-MWC.

JUNIOR (2012 AT SAN JOSE STATE): Started all 13 games; 327-of-451 passing (72.5 pct.) for 4,193 yards, 33 TDs and 9 interceptions for a passer efficiency of 170.8; 42 carries for -139 yards (-3.3 avg.).

- Set 7 single-season school passing records.
- His 72.5 completion percentage led FBS.
- 2nd-team All-MWC.
- Honorable mention All-American.

CAREER (AT MONTEREY PENINSULA COLLEGE): Completed 61.8 pct. of his passes for 4,635 yards

and 37 TDs.

SOPHOMORE (2011 AT MONTEREY PENINSULA COLLEGE):

- Led team to a 2011 Coast Conference co-championship and a berth in the Sierra Central Credit Union Bowl.
- Ranked among the state's top 10 in completions, completion percentage, passing yards, TD passes and passing efficiency.
- 1st-team All-Coast Conference.

REDSHIRT FRESHMAN (2010 AT MONTEREY PENINSULA COLLEGE):

- 1st-team All-Coast Conference.

TRUE FRESHMAN (2009 AT NEVADA):

- Redshirted.

HIGH SCHOOL (PALMA HS – SALINAS, CALIF.)

- Completed 220-of-319 passes (69.0 pct.) for 3,267 yards, 31 TDs and 6 interceptions during his final 2 seasons.

SENIOR (2008): 94 tackles and 8 interceptions; 34 receptions for 656 yards (19.3 avg.) and 8 TDs.

- Tri-County League Most Valuable Offensive Player.
- All-league honors.

JUNIOR (2007):

- All-league honors.

OFF THE FIELD

PERSONAL:

- **PRONUNCIATION:** Last name rhymes with NAILS.
- **MAJOR:** Psychology.

DAVID FALES' NFL REGULAR SEASON STATS


YEAR	TEAM	GP	GS	ATT	CMP	PCT	YDS	Y/A	TD	INT	LG	SK/YDS	RATE
2016	CHICAGO	1	0	5	2	40.0	22	4.4	0	0	12	1/5	53.8
2017	MIAMI	2	0	43	29	67.4	265	6.2	1	1	26	1/8	82.0
2018	MIAMI	0	0	0	0	0.0	0	0.0	0	0	-	0/0	0.0
NFL TOTALS		3	0	48	31	64.6	287	6.0	1	1	26	2/13	79.1

ADDITIONAL STATS

Rushing: (Chicago) 1 for 0 yards in 2016, (Miami) 4 for 8 yards and 1 TD in 2017 for total of 5 for 8 yards and 1 TD.

SINGLE-GAME CAREER HIGHS

Pass Attempts:	42	vs. Buffalo, 12/31/17
Completions:	29	vs. Buffalo, 12/31/17
Completion Pct.:	69.0	vs. Buffalo, 12/31/17
Passing Yards:	265	vs. Buffalo, 12/31/17
Passing TDs:	1	vs. Buffalo, 12/31/17
Rushes:	4	vs. Buffalo, 12/31/17
Rushing Yards:	8	vs. Buffalo, 12/31/17
Rushing TDs:	1	vs. Buffalo, 12/31/17



29

MINKAH FITZPATRICK

SAFETY // 6-1 // 202 // ALABAMA '18
ACQUIRED: D1, '18
HOMETOWN: OLD BRIDGE, N.J. // BORN: 11/17/96
NFL: ROOKIE SEASON // DOLPHINS: ROOKIE SEASON

NFL CAREER

TRANSACTIONS:

- 1st-round pick (11th overall) by Miami in the 2018 NFL draft.

CAREER HIGHLIGHTS:

- Played in 9 career games with 4 starts.
- 49 tackles (23 solo), 1 interception and 4 passes defended.
- 1 special teams tackle.

2018 (MIAMI):

- Played in 9 games with 4 starts.
- 49 tackles (23 solo), 1 interception and 4 passes defended.
- 1 special teams tackle.

VS. TENNESSEE (9/9): 6 tackles (3 solo) and 1 pass defended.

- Made NFL debut.

VS. OAKLAND (9/23): 10 tackles (2 solo).

- Made 1st career start.

AT NEW ENGLAND (9/30): 10 tackles (4 solo), 1 interception and 2 passes defended.

- Picked off QB Tom Brady and returned it 14 yards in the 4th quarter for his 1st career interception.

BEFORE THE NFL

COLLEGE (ALABAMA):

- 3-year starter (2015-17).

CAREER: Played in 42 games with 38 starts; 171 tackles (109 solo), 4.5 sacks, 9 interceptions, 35 passes defended and 2 forced fumbles; 1 kickoff return for 39 yards; 1 blocked field goal and 1 blocked punt.

JUNIOR (2017): Started 13 games; 60 tackles (38 solo), 1.5 sacks, 1 interception, 9 passes defended and 1 forced fumble; 1 kickoff return for 39 yards; 1 blocked field goal.

- Won the Chuck Bednarik Award (nation's top defensive player) and became 1st draft pick in Dolphins history to win the award.
- Won the Jim Thorpe Award (nation's top defensive back) and became the second Dolphins draft pick to win the award, joining CB Jamar Fletcher in 2000.
- Became just the 3rd player in NCAA history to win both the Chuck Bednarik and the Jim Thorpe Award, joining CB Charles Woodson and CB

Patrick Peterson.

- Unanimous 1st-team All-American.
- 1st-team All-SEC.
- Finalist for the Jason Witten Collegiate Man of the Year (player who demonstrates a record of leadership by exhibiting exceptional courage, integrity and sportsmanship on and off the field).
- Finalist for the Lombardi Award (based on performance, leadership, character and resiliency).
- Finalist for the Bronko Nagurski Trophy (best defensive player).
- Finalist for the Lott IMPACT Trophy (best defensive player in character and performance).
- Helped his team win the College Football Playoff National Championship.
- Voted a team captain.

SOPHOMORE (2016): Started all 15 games; 66 tackles (41 solo), 1 sack, 6 interceptions, 13 passes defended and 1 forced fumble.

- 1st-team All-American.
- 1st-team All-SEC.
- Semifinalist for the Jim Thorpe Award (nation's top defensive back).
- His 6 interceptions were 7th in FBS.

TRUE FRESHMAN (2015): Played in 14 games with 10 starts; 45 tackles (30 solo), 2 sacks, 2 interceptions and 13 passes defended; 1 blocked punt.

- Freshman All-American.
- SEC All-Freshman Team.
- Helped his team win the College Football Playoff National Championship.

HIGH SCHOOL (ST. PETER'S PREP – JERSEY CITY, N.J.)

SENIOR (2014): 60 tackles and 3 interceptions.

- All-American.

JUNIOR (2013): 62 tackles, 4 interceptions and 25 passes defended.

- 1st-team all-state.
- 1st-team all-county.

SOPHOMORE (2012): 2 interceptions and 14 passes defended.

OFF THE FIELD

PERSONAL:

- **MAJOR:** Human performance exercise science.

MINKAH FITZPATRICK'S NFL REGULAR SEASON STATS

YEAR	TEAM	GP	GS	TACKLES					INTERCEPTIONS					FUMBLES	
				TOT	SOLO	ASST	SK	YDS	INT	YDS	LG	TD	PD	FF	FR
2018	MIAMI	9	4	49	23	26	0.0	0.0	1	14	14	0	4	0	0
NFL TOTALS		9	4	49	23	26	0.0	0.0	1	14	14	0	4	0	0

ADDITIONAL STATS

Special Teams Tackles: 1 in 2018.

SINGLE-GAME CAREER HIGHS

Tackles: 10 vs. Oakland, 9/23/18
Passes Defensed: 2 at New England, 9/30/18
Interceptions: 1 at New England, 9/30/18



86

MIKE GESICKI

TIGHT END // 6-6 // 245 // PENN STATE '18
ACQUIRED: D2, '18
HOMETOWN: MANAHAWKIN, N.J. // BORN: 10/3/95
NFL: ROOKIE SEASON // DOLPHINS: ROOKIE SEASON

NFL CAREER

TRANSACTIONS:

- 2nd-round pick (42nd overall) by Miami in the 2018 NFL draft.

CAREER HIGHLIGHTS:

- Played in 9 career games with 3 starts.
- 16 receptions for 146 yards (9.1 avg.).

2018 (MIAMI):

- Played in 9 career games with 3 starts.
- 16 receptions for 146 yards (9.1 avg.).

VS. TENNESSEE (9/9): 1 reception for 11 yards (11.0 avg.).

- Caught an 11-yard pass from QB Ryan Tannehill for his first career reception.

- Made NFL debut.

VS. OAKLAND (9/23): 3 receptions for 31 yards (10.3 avg.).

VS. DETROIT (10/21): 3 receptions for 44 yards (14.7 avg.).

BEFORE THE NFL

COLLEGE (PENN STATE):

- 4-year letterman (2014-17) and 3-year starter.

CAREER: Played in 51 games with 36 starts; 129 receptions for 1,481 yards (11.5 avg.) and 15 TDs.

- Finished his career with at least 1 reception in 27 straight games.
- His 129 receptions were 9th overall in Penn State history and the most among tight ends.
- His 1,481 receiving yards were the most in Penn State history by a tight end and 17th by a player at any position.
- His 15 receiving TDs were the most in Penn State history by a tight end and 9th by a player at any position.

SENIOR (2017): Started all 13 games; 57 receptions for 563 yards (9.9 avg.) and 9 TDs.

- 2nd-team All-American.
- 1st-team All-Big Ten.
- Finalist for the John Mackey Award (nation's top tight end).
- His 9 receiving TDs were 3rd in the Big Ten and the most by a tight end in Penn State history.
- His 4.4 receptions per game were 6th in the Big Ten.
- Finished 3rd in receptions (57), 4th in receiving

TDs (9) and 5th in receiving yards (563) among FBS tight ends.

- Caught a TD pass in 5 straight games.

JUNIOR (2016): Started all 14 games; 48 receptions for 679 yards (14.2 avg.) and 5 TDs.

- 3rd-team All-American.
- 2nd-team All-Big Ten.
- His 48 receptions led the Big Ten and were 7th nationally among tight ends.
- His 679 receiving yards led all Big Ten tight ends, were 7th nationally at the position and set a single-season tight end school record.

SOPHOMORE (2015): Played in 11 games with 8 starts; 13 receptions for 125 yards (9.6 avg.) and 1 TD.

TRUE FRESHMAN (2014): Played in all 13 games with 1 start; 11 receptions for 114 yards (10.4 avg.).

- Big Ten All-Freshman Team.

HIGH SCHOOL (SOUTHERN REGIONAL HS – MANAHAWKIN, N.J.)

- Became the school's all-time leading receiver with 103 receptions for 1,817 yards (17.6 avg.) and 16 TDs.
- Also played basketball and volleyball.
- Became the school's all-time leading scorer in basketball with 1,867 points.
- Won the state's 2014 dunk contest.
- Helped his school win a state title in basketball.

SENIOR (2013): 33 receptions for 530 yards (16.1 avg.) and 4 TDs.

- All-American.
- All-state.

JUNIOR (2012): 50 receptions for 954 yards (19.1 avg.) and 9 TDs.

- Helped his team finish as state runner-ups.

SOPHOMORE (2011): 16 receptions for 276 yards (17.3 avg.) and 3 TDs.

OFF THE FIELD

PERSONAL:

- **PRONUNCIATION:** Last name is pronounced guh-sick-EE.
- **MAJOR:** Advertising and public relations.

MIKE GESICKI'S NFL REGULAR SEASON STATS

YEAR	TEAM	GP	GS	RECEIVING					RUSHING				
				REC	YDS	AVG	LG	TD	ATT	YDS	AVG	LG	TD
2018	MIAMI	9	3	16	146	9.1	27	0	0	0	0.0	0	0
NFL TOTALS		9	3	16	146	9.1	27	0	0	0	0.0	0	0

ADDITIONAL STATS

Miscellaneous Tackles: 1 in 2018.

SINGLE-GAME CAREER HIGHS

Receptions: 4 at Houston, 10/25/18
Receiving Yards: 44 vs. Detroit, 10/21/18
Longest Reception: 27 vs. Detroit, 10/21/18

2018 GAME-BY-GAME STATS (MIAMI)

DATE	OPPONENT	P/S	REC	YDS	AVG	LG	TD
09/09	TENNESSEE	1/1	1	11	11.0	11	0
09/16	at N.Y. Jets	1/0	0	0	0.0	-	0
09/23	OAKLAND	1/0	3	31	10.3	19	0
09/30	at New England	1/0	1	9	9.0	9	0
10/07	at Cincinnati	1/1	3	26	8.7	16	0
10/14	CHICAGO	1/0	1	11	11.0	11	0
10/21	DETROIT	1/0	3	44	14.7	27	0
10/25	at Houston	1/1	4	14	3.5	10	0
11/04	N.Y. JETS	1/0	0	0	0.0	-	0
11/11	at Green Bay						
11/25	at Indianapolis						
12/02	BUFFALO						
12/09	NEW ENGLAND						
12/16	at Minnesota						
12/23	JACKSONVILLE						
12/30	at Buffalo						
2018 TOTALS		9/3	16	146	9.1	27	0



56

DAVON GODCHAUX

DEFENSIVE TACKLE // 6-3 // 315 // LSU '17

ACQUIRED: D5B, '17

HOMETOWN: PLAQUEMINE, LA. // BORN: 11/11/94

NFL: SECOND SEASON // DOLPHINS: SECOND SEASON

NFL CAREER

TRANSACTIONS:

- 5th-round pick (178th overall) by Miami in the 2017 NFL draft.

CAREER HIGHLIGHTS:

- Played in 24 career games with 14 starts.
- 66 tackles (43 solo), 1 pass defended and 1 forced fumble.
- His 40 tackles in 2017 were 3rd in the NFL among rookie defensive linemen that season:

2017 LEADING TACKLERS (ROOKIE DEFENSIVE LINEMEN)

PLAYER	TEAM	TOT	SOLO	ASST
1. Dalvin Tomlinson	N.Y. Giants	50	30	20
2. Solomon Thomas	SF	41	34	7
3. DAVON GODCHAUX	MIAMI	40	26	14
4. Larry Ogunjobi	Cleveland	32	17	15
5. Myles Garrett	Cleveland	31	19	12

2018 (MIAMI):

- Started 9 games.
- 26 tackles (17 solo).

AT N.Y. JETS (9/16): 6 tackles (4 solo).

VS. OAKLAND (9/23): 3 solo tackles.

- Stuffed FB Keith Smith on fourth-and-1 at Miami's 1 yard line to prevent an Oakland touchdown.

AT NEW ENGLAND (9/30): 5 tackles (2 solo).

2017 (MIAMI):

- Played in 15 games with 5 starts.
- Inactive for 1 game.
- 40 tackles (26 solo), 1 forced fumble and 1 pass defended.
- His 40 tackles were 3rd in the NFL among rookie defensive linemen that season.

AT L.A. CHARGERS (9/17): 2 tackles (1 solo).

- Made NFL debut.

VS. TENNESSEE (10/8): 2 solo tackles and 1 forced fumble.

- Forced a RB DeMarco Murray fumble that was recovered by S Reshad Jones at the Tennessee 42-yard line in the 1st quarter.

VS. OAKLAND (11/5): 5 tackles (4 solo) and 1 pass defended.

- Broke up a QB Derek Carr pass intended for RB Jalen Richard.

BEFORE THE NFL

COLLEGE (LSU):

- 3-year starter (2014-16).

CAREER: Played in 37 games with 34 starts; 145 tackles (51 solo), 12.5 sacks, 2 passes defended and 2 forced fumbles.

- Finished his career with 33 consecutive starts.

JUNIOR (2016): Started all 12 games; 62 tackles (24 solo), 6.5 sacks and 1 pass defended.

- His 6.5 sacks were 2nd on the team.

SOPHOMORE (2015): Started all 12 games; 41 tackles (12 solo), 6 sacks, 1 pass defended and 1 forced fumble.

- His 6 sacks were 2nd on the team.

TRUE FRESHMAN (2014): Played in all 13 games with 10 starts; 42 tackles (15 solo) and 1 forced fumble.

- Started the final 9 games of the season.

HIGH SCHOOL (PLAQUEMINE HS – PLAQUEMINE, LA.)

SENIOR (2013): Had season cut short due to injury.

JUNIOR (2012): 60 tackles, 4.5 sacks.

- 1st-team all-state.

OFF THE FIELD

COMMUNITY:

- Hosted a youth football camp in his hometown in 2018.
- Hosted the 2018 ChauxDown Cook-off to help raise funds for childhood obesity.

PERSONAL:

- His hometown of Plaquemine honored him in 2017 by making May 9th Davon Godchaux Day.
- **PRONUNCIATION:** Name is pronounced duh-VAHN GOD-chaw.
- **MAJOR:** Sports management.

DAVON GODCHAUX'S NFL REGULAR SEASON STATS

YEAR	TEAM	GP	GS	TACKLES				INTERCEPTIONS					FUMBLES			
				TOT	SOLO	ASST	SK	YDS	INT	YDS	LG	TD	PD	FF	FR	
2017	MIAMI	15	5	40	26	14	0.0	0.0	0	0	0	0	0	1	1	0
2018	MIAMI	9	9	26	17	9	0.0	0.0	0	0	0	0	0	0	0	0
NFL TOTALS		24	14	66	43	23	0.0	0.0	0	0	0	0	0	1	1	0

SINGLE-GAME CAREER HIGHS

Tackles: 6 at N.Y. Jets, 9/16/18
Passes Defensed: 1 vs. Oakland, 11/5/17
Forced Fumbles: 1 vs. Tennessee, 10/8/17



21

FRANK GORE

RUNNING BACK // 5-9 // 212 // MIAMI (FL) '05
ACQUIRED: UFA, '18 (IND.)
HOMETOWN: CORAL GABLES, FLA. // BORN: 5/14/83
NFL: 14TH SEASON // DOLPHINS: FIRST SEASON

2006, 2009, 2011, 2012, 2013



NFL CAREER

TRANSACTIONS:

- Signed by Miami as an unrestricted free agent from Indianapolis on March 22, 2018.
- Signed by Indianapolis as an unrestricted free agent from San Francisco on March 10, 2015.
- 3rd-round pick (65th overall) by San Francisco in the 2005 NFL draft.

CAREER HONORS:

- 2016 Art Rooney Sportsmanship Award (as voted on by NFL players).
- 2013 Pro Bowl selection.
- 2012 Pro Bowl selection.
- 2011 Pro Bowl selection.
- FedEx Ground NFL Player of the Week (at Detroit, 10/16/11).
- 2009 Pro Bowl selection.
- NFC Offensive Player of the Week (vs. Arizona, 12/14/09).
- NFC Offensive Player of the Week (vs. Seattle, 9/20/09).
- FedEx Ground NFL Player of the Week (vs. Seattle, 9/20/09).
- 2007 Garry Niver Award (voted on by the team's media and awarded for cooperation and professional style in helping the media do their jobs).
- NFC Offensive Player of the Week (at Arizona, 11/25/07).
- 2006 Pro Bowl selection.
- 2006 49ers Ed Block Courage Award.
- 2006 Bill Walsh Award co-recipient (voted on by the coaching staff as the team's MVP).
- NFC Offensive Player of the Week (vs. Seattle, 11/19/06).
- NFC Offensive Player of the Week (vs. Oakland, 10/8/06).

CAREER HIGHLIGHTS:

- Played in 205 career games with 191 starts.
- 3,330 carries for 14,464 yards (4.3 avg.) and 77 TDs
- 450 receptions for 3,740 yards (8.3 avg.) and 18 TDs.
- His 14,464 career rushing yards are 4th in NFL history:

NFL ALL-TIME LEADING RUSHERS

PLAYER	YEARS	ATT	YDS	AVG	TDs
1. Emmitt Smith	1990-2004	4,409	18,355	4.2	164
2. Walter Payton	1975-87	3,838	16,726	4.4	110
3. Barry Sanders	1989-98	3,062	15,269	5.0	99
4. FRANK GORE	2005-18	3,330	14,464	4.3	77
5. Curtis Martin	1995-2005	3,518	14,101	4.0	90

- His 3,330 career carries are 5th in NFL history:

NFL ALL-TIME CARRIES LEADERS

PLAYER	YEARS	ATT	YDS	AVG	TDs
1. Emmitt Smith	1990-2004	4,409	18,355	4.2	164
2. Walter Payton	1975-87	3,838	16,726	4.4	110
3. Curtis Martin	1995-2005	3,518	14,101	4.0	90
4. Jerome Bettis	1993-2005	3,479	13,662	3.9	91
5. FRANK GORE	2005-18	3,330	14,464	4.3	77

- His 18,204 career total yards from scrimmage are 6th in NFL history:

NFL ALL-TIME SCRIMMAGE YARDS LEADERS

PLAYER	YEARS	RUSH YDS	REC YDS	SCRIM YDS
1. Jerry Rice	1985-2004	645	22,895	23,540
2. Emmitt Smith	1990-2004	18,355	3,224	21,579
3. Walter Payton	1975-87	16,726	4,538	21,264
4. Marshall Faulk	1994-2005	12,279	6,875	19,154
5. L. Tomlinson	2001-11	13,684	4,772	18,456
6. FRANK GORE	2005-18	14,464	3,740	18,204

- His 77 career rushing TDs are tied for 22nd in NFL history.
- His 121 consecutive games played are the most by an active offensive skill position player and an active NFL running back:

MOST CONSECUTIVE GAMES PLAYED (ACTIVE NFL OFFENSIVE SKILL PLAYERS)

PLAYER	TEAM	CONS. GP
1. RB FRANK GORE	SF/IND./MIA.	121
2. WR Demaryius Thomas	Den./Hou.	116
3. WR Golden Tate	Sea./Det./Phi.	102

MOST CONSECUTIVE GAMES PLAYED (ACTIVE NFL RUNNING BACKS)

PLAYER	TEAM	CONS. GP
1. FRANK GORE	SF/IND./MIA.	121
2. Patrick DiMarco	KC/Atl./Buf.	87
3. Isaiah Crowell	Cle./NYJ	73

- His 117 consecutive starts are the most by an active NFL running back and most by an active offensive skill position player:

MOST CONSECUTIVE GAMES STARTED (ACTIVE NFL RUNNING BACKS)

PLAYER	TEAM	CONS. GS
1. FRANK GORE	SF/IND.	117
2. Jordan Howard	Chicago	37
3. Kareem Hunt	Kansas City	25
4. Alex Collins	Baltimore	20

- Is the 1st running back to start 100+ consecutive games since RB Curtis Martin started 119 straight games from 1998-2005.
- His 205 career games played are 7th in NFL history among running backs:

MOST NFL GAMES PLAYED (RUNNING BACKS)

PLAYER	YEARS	GP
1. Lorenzo Neal	1993-2008	239
2. Tony Richardson	1995-2010	234
3. Emmitt Smith	1990-2004	226
4. Brian Mitchell	1990-2003	223
5. Marcus Allen	1982-97	222
6. Earnest Byner	1984-97	211
7. FRANK GORE	2005-18	205
8. Mack Strong	1994-2007	201
9. Mosi Tatupu	1978-91	199
10. Larry Centers	1990-2003	198

- Has played in 205 of a possible 217 games since entering the NFL in 2005.
- His 3,391 rushing yards since 2015 ranks 3rd in the NFL during that span:

NFL LEADING RUSHERS (SINCE 2015)

PLAYER	TEAM(S)	ATT	YDS	AVG	TDs
1. Todd Gurley	STL/LAR	968	4,164	4.3	41
2. LeSean McCoy	BUF.	809	3,567	4.4	22
3. FRANK GORE	IND./MIA.	888	3,391	3.8	13
4. Lamar Miller	MIA./HOU.	825	3,358	4.1	18
5. Melvin Gordon III	SD/LAC	829	3,322	4.0	25

- Has 44 career 100-yard rushing games.
- Has 349 career runs of 10+ yards, which is the 3rd-most in the NFL since records were kept beginning in 1994 (RB Emmitt Smith, 437; RB Barry Sanders, 363).
- Has 7 TDs of 50+ yards or more in his career.
- Is 1 of 6 players in NFL history to total 75+ career rushing TDs and 15+ career receiving TDs.
- Is the only running back in the NFL to rush for 900+ yards in each of the past 3 seasons (2015-17).
- Is 1 of just 5 NFL players to record 9+ seasons with 1,000+ rushing yards, joining Pro Football Hall of Famers Emmitt Smith (11), Curtis Martin (10), Walter Payton (10) and Barry Sanders (10).
- Has rushed for 500+ yards in all 13 of his NFL seasons, tying RB Emmitt Smith and RB Walter Payton for the longest streak in league history.
- Holds the NFL record with 12 straight seasons of 1,200+ yards from scrimmage.
- His 12 consecutive seasons of 1,000+ yards from scrimmage is just 1 shy of the NFL record held by RB Emmitt Smith (13).
- Holds several 49ers all-time rushing records:

49ERS ALL-TIME RUSHING LEADERS

PLAYER	YEARS	ATT	YDS	AVG	TDs
1. FRANK GORE	2005-14	2,442	11,073	4.5	64
2. Joe Perry	1950-63	1,475	7,344	5.0	50
3. Roger Craig	1983-90	1,686	7,064	4.2	50
4. Ken Willard	1965-73	1,582	5,930	3.8	45
5. Garrison Hearst	1997-2003	1,189	5,535	4.7	26

49ERS ALL-TIME CARRIES LEADERS

PLAYER	YEARS	ATT	YDS	AVG	TDs
1. FRANK GORE	2005-14	2,442	11,073	4.5	64
2. Roger Craig	1983-90	1,686	7,064	4.2	50
3. Ken Willard	1965-73	1,582	5,930	3.8	45
4. Joe Perry	1950-63	1,475	7,344	5.0	50
5. Garrison Hearst	1997-2003	1,189	5,535	4.7	26

49ERS ALL-TIME RUSHING TOUCHDOWN LEADERS

PLAYER	YEARS	ATT	YDS	AVG	TDs
1. FRANK GORE	2005-14	2,442	11,073	4.5	64
2. Joe Perry	1950-63	1,475	7,344	5.0	50
Roger Craig	1983-90	1,686	7,064	4.2	50
4. Ken Willard	1965-73	1,582	5,930	3.8	45
5. J.D. Smith	1956-64	1,007	4,370	4.3	37
Steve Young	1987-99	608	3,581	5.9	37

- His 13,956 yards from scrimmage during his tenure with San Francisco is 2nd in team history behind only Pro Football Hall of Fame WR Jerry Rice (19,872).
- His 7 seasons of 1,000+ rushing yards with the 49ers are the most in team history.
- His 83 total TDs (70 rushing, 12 receiving and 1 fumble return) with San Francisco are the 3rd-most in team history.
- His 342 receptions and 2,883 receiving yards in San Francisco are 2nd-most in franchise history by a running back:

49ERS ALL-TIME RECEIVING LEADERS (RUNNING BACKS)

PLAYER	YEARS	REC	YDS	AVG	TDs
1. Roger Craig	1983-90	508	4,442	8.7	16
2. FRANK GORE	2005-14	342	2,883	8.4	11
3. Hugh McElhenny	1952-60	195	2,666	13.7	15
4. Tom Rathman	1986-93	294	2,490	8.5	8
5. Ken Willard	1965-73	273	2,156	7.9	16

49ERS ALL-TIME RECEPTIONS LEADERS (RUNNING BACKS)

PLAYER	YEARS	REC	YDS	AVG	TDs
1. Roger Craig	1983-90	508	4,442	8.7	16
2. FRANK GORE	2005-14	342	2,883	8.4	11
3. Tom Rathman	1986-93	294	2,490	8.5	8
4. Ken Willard	1965-73	273	2,156	7.9	16
5. Earl Cooper	1980-85	213	1,908	9.0	12

- Has the most 100-yard rushing games (39) and 150-yard rushing games (7) in 49ers history.
- Has the most consecutive 100-yard rushing games (5) in San Francisco history.
- His 2,784 career offensive touches are the most in 49ers history:

49ERS ALL-TIME TOUCHES LEADERS

PLAYER	YEARS	ATT	REC	TCHS
1. FRANK GORE	2005-14	2,442	342	2,784
2. Roger Craig	1983-90	1,686	508	2,194
3. Ken Willard	1965-73	1,582	273	1,855
4. Joe Perry	1950-63	1,475	185	1,660
5. Jerry Rice	1985-2000	84	1,281	1,365

- Became 1st player in 49ers history to post 4 straight 1,000-yard seasons (2006-09 and 2011-14).
- His 36 carries on Dec. 10, 2017 at Buffalo were the most in a single game by an NFL player 34+ years of age.
- Rushed for 1,025 yards in 2016 and became 1 of just 4 NFL players and the first since RB John Riggins in 1984 to rush for 1,000+ yards at age 33-or-older.
- In 2014, he became the 29th player in NFL history to top 10,000 career rushing yards.
- Tied San Francisco's single-season rushing TDs record with 10 in 2009.
- His 78 points in 2009 were tied for 2nd in the NFC and tied for 8th in the NFL among non-kickers.
- Holds several 49ers single-season records after his record-breaking 2006 campaign:

49ERS SINGLE-SEASON RUSHING LEADERS

PLAYER	YEAR	ATT	YDS	AVG	TDs
1. FRANK GORE	2006	312	1,695	5.4	8
2. Garrison Hearst	1998	310	1,570	5.1	7
3. Roger Craig	1988	310	1,502	4.9	9
4. Wendell Tyler	1984	246	1,262	5.1	7
5. Charlie Garner	1999	241	1,229	5.1	4

49ERS SINGLE-SEASON CARRIES LEADERS

PLAYER	YEAR	ATT	YDS	AVG	TDs
1. FRANK GORE	2006	312	1,695	5.4	8
2. Roger Craig	1988	310	1,502	4.9	9
Garrison Hearst	1998	310	1,570	5.1	7
4. FRANK GORE	2011	282	1,211	4.3	8
5. FRANK GORE	2013	276	1,128	4.1	9

- His 212 rushing yards vs. Seattle on Nov. 19, 2006 is a 49ers single-game record:

49ERS SINGLE-GAME RUSHING LEADERS

PLAYER	OPP	DATE	ATT	YDS	AVG
1. FRANK GORE	SEA.	11/19/06	24	212	8.8
2. FRANK GORE	SEA.	9/20/09	16	207	12.9
3. Charlie Garner	Dal.	9/24/00	36	201	5.6
4. Garrison Hearst	Det.	12/14/98	24	198	8.3
5. Delvin Williams	STL	10/31/76	34	194	5.7

2012 (MIAMI):

- Started 9 games.
- 104 carries for 438 yards (4.2 avg.); 7 receptions for 68 yards (9.7 avg.) and 1 TD.

AT N.Y. JETS (9/16): 9 carries for 25 yards (2.8 avg.); 1 reception for 19 yards (19.0 avg.).

- Recorded an 8-yard run in the 3rd quarter to surpass Hall of Famer Curtis Martin for 4th place among the NFL's all-time rushing leaders.
- Hauled in a 19-yard reception on 3rd-and-19 with 3:36 remaining in the game to extend Miami's drive and seal the 20-12 victory.

AT NEW ENGLAND (9/30): 11 carries for 41 yards (3.7 avg.); 3 receptions for 16 yards (8.0 avg.) and 1 TD.

- Caught a 6-yard TD pass from QB Brock Osweiler with 2:49 remaining in the game.

VS. N.Y. JETS (11/4): 20 carries for 53 yards (2.7 avg.); 1 reception for 6 yards (6.0 avg.).

- Recorded a 7-yard run in the 3rd quarter to surpass Hall of Famer Barry Sanders for 6th place in NFL history in career scrimmage yards.

2017 (INDIANAPOLIS):

- Started all 16 games.
- 261 carries for 961 yards (3.7 avg.) and 3 TDs; 29 receptions for 245 yards (8.4 avg.) and 1 TD.
- Extended his NFL record with 12 straight seasons of 1,200+ yards from scrimmage.
- Tied for 10th in the NFL with 49 carries that resulted in 1st downs.

VS. ARIZONA (9/17): 14 carries for 46 yards (3.3 avg.) and 1 TD;

- Scored on a 5-yard carry on the team's 1st offensive possession.
- The TD made him the 6th player in NFL history to total 75+ career rushing TDs and 15+ career receiving TDs.

AT CINCINNATI (10/29): 16 carries for 82 yards (5.1 avg.); 4 receptions for 19 yards (4.8 avg.).

- Became the 1st running back since Curtis Martin (1998-2005) to start 100+ straight games.

AT BUFFALO (12/10): 36 carries for 130 yards (3.6 avg.); 1 reception for 10 yards.

- His 36 carries set an NFL record for the most in a single game by a player aged 34+.
- It was tied for the 3rd-most carries in a single game in Colts history.
- His 130 rushing yards were the most by a Colts running back since 2011 (RB Donald Brown).

2016 (INDIANAPOLIS):

- Started all 16 games.
- 263 carries for 1,025 yards (3.9 avg.) and 4 TDs; 38 receptions for 277 yards (7.3 avg.) and 4 TDs.
- Became the 1st running back aged 33+ to rush for 1,000 yards in a season since 1984 (RB John Riggins).
- Set an NFL record with his 11th consecutive season of 1,200+ scrimmage yards.
- Became the 5th player in NFL history to rush for 1,000+ yards in 9 different seasons.
- Was Indianapolis' 1st 1,000-yard rusher since 2007 (RB Joseph Addai) and the team's 8th different 1,000-yard rusher in team history.

AT HOUSTON (10/16): 22 carries for 106 yards (4.8 avg.); 1 reception for 2 yards.

- Registered the team's 1st 100-yard rushing performance in 55 regular-season games.

AT GREEN BAY (11/6): 19 carries for 60 yards (3.2 avg.) and 2 TDs; 2 receptions for 11 yards (5.5 avg.).

- Caught the 400th pass of his career and joined RBs Walter Payton, Emmitt Smith, Curtis Martin and LaDainian Tomlinson as the only NFL players with 12,500+ rushing yards and 400+ receptions.

AT MINNESOTA (12/18): 26 carries for 101 yards (3.9 avg.); 4 receptions for 14 yards (3.5 avg.).

- Became the 1st Colts running back since 2007 (RB Joseph Addai) to post 2 100-yard performances in the same season.

HONORS:

- Art Rooney Sportsmanship Award winner (as voted on by NFL players).

2015 (INDIANAPOLIS):

- Started all 16 games.
- 260 carries for 967 yards (3.7 avg.) and 6 TDs; 34

receptions for 267 yards (7.9 avg.) and 1 TD.

- His 967 rushing yards were the most by a Colts running back since 2007 (RB Joseph Addai).

AT TENNESSEE (9/27): 14 carries for 86 yards (6.1 avg.) and 2 TDs; 1 reception for 8 yards.

- Scored his 1st Colts TD with a 1-yard run in the 1st quarter.

- Scored the game-winning TD on a 6-yard carry with 2:51 left in the game.

AT HOUSTON (10/8): 22 carries for 98 yards (4.5 avg.) and 1 TD.

- Rushed for a 3-yard TD in the 1st quarter.

AT MIAMI (12/27): 15 carries for 85 yards (5.7 avg.) and 2 TDs; 2 receptions for 10 yards (5.0 avg.).

- Scored on a 37-yard TD run in the 1st quarter.

- Added an 11-yard TD run in the 2nd quarter.

2014 (SAN FRANCISCO):

- Started all 16 games.

- 255 carries for 1,106 yards (4.3 avg.) and 4 TDs; 11 receptions for 111 yards (10.1 avg.) and 1 TD.

- Became the 29th player in NFL history to top 10,000 career rushing yards.

AT DALLAS (9/7): 16 carries for 66 yards (4.1 avg.).

- Surpassed 10,000 career rushing yards.

VS. PHILADELPHIA (9/28): 22 carries for 98 yards (4.5 avg.) and 1 TD; 1 reception for 55 yards and 1 TD.

- Scored on a 55-yard TD reception from QB Colin Kaepernick, marking the longest reception by a 49ers running back since 2010 (Brian Westbrook).

VS. SAN DIEGO (12/20): 26 carries for 158 yards (6.1 avg.) and 1 TD.

- Scored on a 52-yard TD run on the opening possession, which was his longest TD run since 2009.

- Became the 1st player in the NFL that season to score on both a 50-yard run and a 50-yard reception.

- Joined Kaepernick as the 1st 49ers teammates to each rush for 100 yards in the same game since 1977 (RB Wilbur Jackson and RB Delvin Williams).

- Joined Kaepernick as the 4th pair of teammates to rush for 150+ yards each in NFL history and 1st since 1976.

2013 (SAN FRANCISCO):

- Started all 16 games.

- 276 carries for 1,128 yards (4.1 avg.); 16 receptions for 141 yards (8.8 avg.).

- His 276 carries were 5th in 49ers history.

VS. GREEN BAY (9/8): 21 carries for 44 yards (2.1 avg.) and 1 TD; 2 receptions for 21 yards (10.5 avg.).

- Moved past RB Roger Craig (11,506 yards) and into 2nd place in 49ers history in career scrimmage yards.

AT ST. LOUIS (9/26): 20 carries for 153 yards (7.7 avg.) and 1 TD.

AT JACKSONVILLE (10/27): 19 carries for 71 yards (3.7 avg.) and 2 TDs; 1 reception for 6 yards.

- Joined QB Colin Kaepernick as the 1st 49ers quarterback and running back duo to rush for two TDs each in the same game since 1961 (QB Billy Kilmer and RB J.D. Smith).

- It was the 1st time in the NFL since 2003 (QB Doug Flutie and RB LaDainian Tomlinson) that a quarterback and running back tandem each rushed for 2+ TDs in the same game.

POSTSEASON:

NFC WILD CARD AT GREEN BAY (1/5): 20 carries for 66 yards (3.3 avg.) and 1 TD; 1 reception for 11 yards.

- His 10-yard TD run in the 2nd quarter was the 5th postseason rushing score of his career.

NFC DIVISIONAL AT CAROLINA (1/12): 17 carries for 84 yards (4.9 avg.); 1 reception for 8 yards.

NFC CHAMPIONSHIP AT SEATTLE (1/19): 11 carries for 14 yards (1.3 avg.); 1 reception for 17 yards.

PRO BOWL:

- Selected to the Pro Bowl for the 5th time in his career but did not participate because his team was deep in the playoffs.

2012 (SAN FRANCISCO):

- Started all 16 games.

- 258 carries for 1,214 yards (4.7 avg.) and 8 TDs; 28 receptions for 234 yards (8.4 avg.) and 1 TD.

- His 4.7 yards per carry average was 6th in the NFL.

- His 1,214 rushing yards were 5th in the NFC and 10th in the NFL.

- Led the NFL with 319 rushing yards and 4 rushing TDs in the postseason.

AT GREEN BAY (9/9): 16 carries for 112 yards (7.0 avg.) and 1 TD.

- His 23-yard TD run in the 4th quarter gave San Francisco a 2-score lead.

VS. SEATTLE (10/18): 16 carries for 131 yards (8.2 avg.).

VS. MIAMI (12/9): 12 carries for 63 yards (5.3 avg.) and 1 TD.

- Scored his 50th career rushing TD and 60th total TD.

POSTSEASON:

NFC DIVISIONAL VS. GREEN BAY (1/12): 23 carries for 119 yards (5.2 avg.) and 1 TD; 2 receptions for 48 yards (24.0 avg.).

- Marked his 1st 100-yard postseason performance.

NFC CHAMPIONSHIP AT ATLANTA (1/20): 21 carries for 90 yards (4.3 avg.) and 2 TDs.

- Scored the game-winning TD on a 9-yard carry with 8:23 remaining.

- Marked his 1st multi-TD performance in the postseason.

SUPER BOWL XLVII VS. BALTIMORE (2/3): 19 carries for 110 yards (5.8 avg.) and 1 TD.

- His 110 rushing yards set a franchise Super Bowl record.

- Scored on a 6-yard TD run in the 3rd quarter, his 4th TD of the postseason.

PRO BOWL:

- Selected to the Pro Bowl for the 4th time in his career but did not participate because his team was deep in the playoffs.

2011 (SAN FRANCISCO):

- Played in all 16 games with 15 starts.

- 282 carries for 1,211 yards (4.3 avg.) and 8 TDs; 17

receptions for 114 yards (6.7 avg.).

- Became San Francisco's all-time leading rusher.
- Rushed for 100 yards in 5 consecutive games from Oct. 12 to Nov. 6.
- His 282 carries were 4th-most in 49ers history.

AT PHILADELPHIA (10/2): 15 carries for 127 yards (8.5 avg.) and 1 TD; 2 receptions for 12 yards (6.0 avg.).

- Marked his 25th career 100-yard effort.
- Rushed for a 12-yard TD with 3:00 left to win the game.

AT DETROIT (10/16): 15 carries for 141 yards (9.4 avg.) and 1 TD; 2 receptions for 5 yards (2.5 avg.).

VS. ST. LOUIS (12/4): 21 carries for 73 yards (3.5 avg.).

- Broke the franchise's all-time record for most career rushing yards, surpassing FB Joe Perry (7,344).

POSTSEASON:

NFC DIVISIONAL VS. NEW ORLEANS (1/14): 13 carries for 89 yards (6.8 avg.); 7 receptions for 38 yards (5.4 avg.).

- Made his 1st postseason appearance..

NFC CHAMPIONSHIP VS. N.Y. GIANTS (1/22): 16 carries for 74 yards (4.6 avg.); 6 receptions for 45 yards (7.5 avg.).

PRO BOWL:

- Selected to the Pro Bowl for the 3rd time in his career but did not participate because his team was in the playoffs.

HONORS:

- FedEx Ground NFL Player of the Week (at Detroit, 10/16).

2010 (SAN FRANCISCO):

- Started 11 games.
- Missed the rest of the season after being placed on injured reserve on Nov. 30.
- 203 carries for 853 yards (4.2 avg.) and 3 TDs; 46 carries for 452 yards (9.8 avg.) and 2 TDs.

VS. NEW ORLEANS (9/20): 20 carries for 112 yards (5.6 avg.) and 1 TD; 7 receptions for 56 yards (8.0 avg.) and 1 TD.

- Set a 49ers record with his 21st 100-yard game.
- Marked the 2nd time in his career he posted a rushing and receiving TD in the same game.

AT KANSAS CITY (9/26): 15 carries for 43 yards (2.9 avg.); 9 receptions for 102 yards (11.3 avg.).

- It was the 1st 100-yard receiving game of his career and the 1st by a 49ers running back since 2001 (RB Garrison Hearst).

VS. OAKLAND (10/17): 25 carries for 149 yards (6.0 avg.).

2009 (SAN FRANCISCO):

- Started 14 games.
- Inactive for 2 games.
- 229 carries for 1,120 yards (4.9 avg.) and 10 TDs; 52 receptions for 406 yards (7.8 avg.) and 3 TDs.
- Became 1st player in 49ers history to post 4 straight 1,000-yard seasons.
- Tied the team's single-season record with 10 rushing TDs.
- His 78 points were tied for 2nd in the NFC and

tied for 8th in the NFL among non-kickers.

- His 1,120 rushing yards were 5th in the NFC and tied for 11th in the NFL.

VS. SEATTLE (9/20): 16 carries for 207 yards (12.9 avg.) and 2 TDs; 5 receptions for 39 yards (7.8 avg.).

- Scored on rushing TDs of 79 and 80 yards.
- Became the 2nd NFL player (RB Barry Sanders) to score on 2 runs of 75+ yards in the same game.
- It was just the 3rd 200-yard rushing performance in 49ers history.

VS. JACKSONVILLE (11/29): 16 carries for 33 yards (2.1 avg.); 7 receptions for 14 yards (2.0 avg.) and 1 TD.

- Scored a TD in his 5th straight game.
- Became the first 49ers player since 2001 (WR Terrell Owens) to record TDs in 5 consecutive contests.

VS. ARIZONA (12/14): 25 carries for 167 yards (6.7 avg.) and 1 TD; 2 receptions for 10 yards (5.0 avg.).

- Totaled 104 yards rushing in the 1st half.

PRO BOWL:

- Selected to the NFC Pro Bowl team for the 2nd time in his career.

HONORS:

- NFC Offensive Player of the Week (vs. Seattle, 9/20).
- FedEx Ground NFL Player of the Week (vs. Seattle, 9/20).
- NFC Offensive Player of the Week (vs. Arizona, 12/14).

2008 (SAN FRANCISCO):

- Started 14 games.
- Inactive for 2 games.
- 240 carries for 1,036 yards (4.3 avg.) and 6 TDs; 43 receptions for 373 yards (8.7 avg.) and 2 TDs.
- Became 1st player in 49ers history to record 3 consecutive 1,000-yard rushing seasons.

VS. ARIZONA (9/7): 14 carries for 96 yards (6.9 avg.) and 1 TD; 4 receptions for 55 yards (13.8 avg.).

VS. DETROIT (9/21): 27 carries for 130 yards (4.8 avg.) and 1 TD; 4 receptions for 32 yards (8.0 avg.).

VS. ST. LOUIS (11/16): 18 carries for 106 yards (5.9 avg.) and 2 TDs; 2 receptions for 8 yards (4.0 avg.).

- Scored 2 1st-half rushing TDs.
- Marked his 15th career 100-yard rushing game.

2007 (SAN FRANCISCO):

- Started 15 games.
- Inactive for 1 game.
- 260 carries for 1,102 yards (4.2 avg.) and 5 TDs; 53 receptions for 436 yards (8.2 avg.) and 1 TD.
- Finished 6th in the NFL with 1,533 combined yards (1,102 rushing and 436 receiving).

AT ST. LOUIS (9/16): 20 carries for 81 yards (4.1 avg.) and 2 TDs; 2 receptions for 4 yards (2.0 avg.).

- Scored on a 43-yard rush on a 4th-and-1 snap in the 3rd quarter.

AT ARIZONA (11/25): 21 carries for 116 yards (5.5 avg.) and 2 TDs; 11 receptions for 98 yards (8.9 avg.).

- His 11 receptions were 2nd-most in team history by a running back.

VS. CINCINNATI (12/15): 29 carries for 138 yards (4.8 avg.); 1 reception for 9 yards.

HONORS:

- Garry Niver Award (voted on by the team's media and awarded for cooperation and professional style in helping the media do their jobs).
- NFC Offensive Player of the Week (at Arizona, 11/25).

2006 (SAN FRANCISCO):

- Started 16 games.
- 312 carries for 1,695 yards (5.4 avg.) and 8 TDs; 61 receptions for 485 yards (8.0 avg.) and 1 TD.
- His 312 carries and 1,695 rushing yards were both franchise records.
- His 61 receptions led the team.

- Set a franchise record with 2,180 yards from scrimmage, which ranked 4th in the NFL and 2nd in the NFC that season.

- Was 3rd in the NFL and led the NFC with 1,695 rushing yards.

- Set a team record with 9 100-yard performances during the season.

VS. OAKLAND (10/8): 27 carries for 134 yards (5.0 avg.); 3 receptions for 38 yards (12.7 avg.).

AT DETROIT (11/12): 22 carries for 159 yards (7.2 avg.) and 1 TD; 2 receptions for 14 yards (7.0 avg.).

- Set a franchise record with 148 rushing yards in the 1st half.

VS. SEATTLE (11/19): 24 carries for 212 yards (8.8 avg.); 4 receptions for 26 yards (6.5 avg.).

- Set a franchise record with 212 rushing yards in a game.
- It was the 2nd 200-yard rushing performance in team history and the 1st of his career.

PRO BOWL:

- Selected to start for the NFC team in his 1st career Pro Bowl.

HONORS:

- 49ers Ed Block Courage Award.
- Co-recipient of the Bill Walsh Award (voted on by the coaching staff as the team's MVP).
- NFC Offensive Player of the Week (vs. Seattle, 11/19).
- NFC Offensive Player of the Week (vs. Oakland, 10/8).

2005 (SAN FRANCISCO):

- Played in 14 games with 1 start.
- Inactive for 2 games.
- 127 carries for 608 yards (4.8 avg.) and 3 TDs; 15 receptions for 131 yards (8.7 avg.).
- His 608 rushing yards led the team despite starting just 1 game.
- Became the 1st 49ers rookie to lead the team in rushing since 1990 (RB Dexter Carter) and the 608 rushing yards were the most by a 49ers rookie

since 1983 (RB Roger Craig).

AT WASHINGTON (10/23): 9 carries for 89 yards (9.9 avg.) and 1 TD.

- Scored on a 72-yard carry in the 4th quarter for his 1st career TD.

AT JACKSONVILLE (12/18): 19 carries for 79 yards (4.2 avg.); 3 receptions for 57 yards (19.0 avg.).

- Made his 1st career start.

VS. HOUSTON (1/1): 25 carries for 108 yards (4.3 avg.); 2 receptions for 13 yards (6.5 avg.).

- It was his 1st career 100-yard rushing game.

BEFORE THE NFL

COLLEGE (MIAMI):

- 3-year letterman (2001-02; 2004) and 1-year starter.

CAREER: Played in 28 games with 16 starts; 348 carries for 1,975 yards (5.7 avg.) and 17 TDs; 23 receptions for 225 yards (9.8 avg.); 2 kickoff returns for 48 yards (24.0 avg.).

JUNIOR (2004): Played in all 12 games with 11 starts; 197 carries for 945 yards (4.8 avg.) and 8 TDs; 10 receptions for 106 yards (10.6 avg.).

- His 945 rushing yards were 4th in the ACC.
- Set career highs in rushing yards (945), carries (197) and TDs (8).

REDSHIRT SOPHOMORE (2003): Started 5 games; 89 carries for 468 yards (5.3 avg.) and 4 TDs; 12 receptions for 105 yards (8.8 avg.).

- Became the school's 1st running back to rush for 100+ yards in each of the team's 1st 3 games.

SOPHOMORE (2002): Missed the entire season due to injury and earned a medical redshirt.

TRUE FRESHMAN (2001): Played in 11 games; 62 carries for 562 yards (9.1 avg.) and 5 TDs; 1 reception for 14 yards; 2 kickoff returns for 48 yards (24.0 avg.).

- His 562 rushing yards were the 3rd-most by a freshman and 2nd-most by a true freshman in school history.
- Helped his team win the BCS National Championship.
- Freshman All-American.

HIGH SCHOOL (CORAL GABLES HS – CORAL GABLES, FLA.)

SENIOR (2000): 2,953 rushing yards and 34 TDs.

- His 2,953 rushing yards and 34 TDs were both Miami-Dade county records.
- All-American.

JUNIOR (1999): 1,559 rushing yards and 28 TDs; 301 receiving yards and 4 TDs.

OFF THE FIELD

PERSONAL:

- Received a key to the City of Miami in 2018.
- Inducted into the University of Miami Sports Hall of Fame in 2018.
- **MAJOR:** Business management and organization.

FRANK GORE'S NFL REGULAR SEASON STATS

YEAR	TEAM	GP		RUSHING						RECEIVING					
		GS	ATT	YDS	AVG	LG	TD	REC	YDS	AVG	LG	TD			
2005	SAN FRANCISCO	14	1	127	608	4.8	72t	3	15	131	8.7	47	0		
2006	SAN FRANCISCO	16	16	312	1695	5.4	72	8	61	485	8.0	39	1		
2007	SAN FRANCISCO	15	15	260	1102	4.2	43t	5	53	436	8.2	23t	1		
2008	SAN FRANCISCO	14	14	240	1036	4.3	41t	6	43	373	8.7	26	2		
2009	SAN FRANCISCO	14	14	229	1120	4.9	80t	10	52	406	7.8	48	3		
2010	SAN FRANCISCO	11	11	203	853	4.2	64	3	46	452	9.8	41	2		
2011	SAN FRANCISCO	16	15	282	1211	4.3	55	8	17	114	6.7	13	0		
2012	SAN FRANCISCO	16	16	258	1214	4.7	37	8	28	234	8.4	26	1		
2013	SAN FRANCISCO	16	16	276	1128	4.1	51	9	16	141	8.8	29	0		
2014	SAN FRANCISCO	16	16	255	1106	4.3	52t	4	11	111	10.1	55t	1		
2015	INDIANAPOLIS	16	16	260	967	3.7	37t	6	34	267	7.9	34	1		
2016	INDIANAPOLIS	16	16	263	1025	3.9	22	4	38	277	7.3	49	4		
2017	INDIANAPOLIS	16	16	261	961	3.7	21	3	29	245	8.4	26	1		
2018	MIAMI	9	9	104	438	4.2	32	0	7	68	9.7	19	1		
NFL TOTALS		205	191	3330	14464	4.3	80t	77	450	3740	8.3	55t	18		

FRANK GORE'S NFL PLAYOFF STATS

YEAR	TEAM	GP		RUSHING						RECEIVING					
		GS	ATT	YDS	AVG	LG	TD	REC	YDS	AVG	LG	TD			
2011	SAN FRANCISCO	2	2	29	163	5.6	42	0	13	83	6.4	24	0		
2012	SAN FRANCISCO	3	3	63	319	5.1	33	4	2	48	24.0	45	0		
2013	SAN FRANCISCO	3	3	48	164	3.4	39t	1	3	36	12.0	17	0		
PLAYOFF TOTALS		8	8	140	646	4.6	42	5	18	167	9.3	45	0		

ADDITIONAL STATS

Miscellaneous Tackles: (San Francisco) 1 in 2005, 2 in 2006, 3 in 2007, 2 in 2008, 2 in 2010, 1 in 2011, (Indianapolis) 2 in 2016 for total of 14.

SINGLE-GAME CAREER HIGHS

Rushes: 36 at Buffalo, 12/10/17
Rushing Yards: 212 vs. Seattle, 11/19/06
Longest Rush: 80t vs. Seattle, 9/20/09
Rushing TDs: 2 14 times, last: at Green Bay, 11/6/16
Receptions: 11 at Arizona, 11/25/07
Receiving Yards: 102 at Kansas City, 9/26/10
Longest Reception: 55t vs. Philadelphia, 9/8/14
Receiving TDs: 1 18 times, last: at New England, 9/30/18

100-YARD RUSHING GAMES (46)

DATE	OPPONENT	ATT	YDS	AVG	LG	TD
1/1/06	HOUSTON	25	108	4.3	28	0
9/17/06	ST. LOUIS	29	127	4.4	32t	1
10/8/06	OAKLAND	27	134	5.0	26	0
10/29/06	at Chicago	12	111	9.3	53	0
11/12/06	at Detroit	22	159	7.2	61t	1
11/19/06	SEATTLE	24	212	8.8	51	0
11/26/06	at St. Louis	21	134	6.4	18	1
12/10/06	GREEN BAY	18	130	7.2	72	1
12/14/06	at Seattle	29	144	5.0	40	0
12/31/06	at Denver	31	153	4.9	24	0
11/25/07	at Arizona	21	116	5.5	35t	2
12/15/07	CINCINNATI	29	138	4.8	20	0
9/21/08	DETROIT	27	130	4.8	33	1
10/12/08	PHILADELPHIA	19	101	5.3	25	1
11/16/08	ST. LOUIS	18	106	5.9	37	2
9/20/09	SEATTLE	16	207	12.9	80t	2
11/12/09	CHICAGO	25	104	4.2	25	1
12/14/09	ARIZONA	25	167	6.7	36	1
12/20/09	at Philadelphia	16	107	6.7	37	0
1/3/10	at St. Louis	23	107	4.7	34	2
9/20/10	NEW ORLEANS	20	112	5.6	20	1
10/17/10	OAKLAND	25	149	6.0	64	0
10/24/10	at Carolina	19	102	5.4	20	0
10/31/10	DENVER	29	118	4.1	21	1
10/2/11	at Philadelphia	15	127	8.5	40	1
10/9/11	TAMPA BAY	20	125	6.3	21	1
10/16/11	at Detroit	15	141	9.4	55	1
10/30/11	CLEVELAND	31	134	4.3	26	1
11/6/11	at Washington	19	107	5.6	27	0
9/9/12	at Green Bay	16	112	7.0	23t	1
10/7/12	BUFFALO	14	106	7.6	31	1
10/18/12	SEATTLE	16	131	8.2	37	0
9/26/13	at St. Louis	20	153	7.7	34t	1
10/13/13	ARIZONA	25	101	4.0	32	0
12/8/13	SEATTLE	17	110	6.5	51	0
1/12/13	GREEN BAY*	23	119	5.2	26	1
2/3/13	vs. Baltimore**	19	110	5.8	33	1
9/28/14	PHILADELPHIA	24	119	5.0	28	0
10/5/14	KANSAS CITY	18	107	5.9	14	0
12/20/14	SAN DIEGO	26	158	6.1	52t	1
12/28/14	ARIZONA	25	144	5.8	24	0
10/16/16	at Houston	22	106	4.8	22	0
12/18/16	at Minnesota	26	101	3.9	9	0
12/10/17	at Buffalo	36	130	3.6	10	0
12/31/17	HOUSTON	24	100	4.2	16	0
10/14/18	CHICAGO	15	101	6.7	32	0

* NFC Divisional game

** Super Bowl XLVII

100-YARD RECEIVING GAMES (1)

DATE	OPPONENT	REC	YDS	AVG	LG	TD
9/26/10	at Kansas City	9	102	11.3	41	0

2005 GAME-BY-GAME STATS (SAN FRANCISCO)

DATE	OPPONENT	P/S	ATT	YDS	AVG	LG	TD
09/11	ST. LOUIS	1/0	4	17	4.3	9	0
09/18	at Philadelphia	1/0	4	15	3.8	6	0
09/25	DALLAS	1/0	7	42	6.0	9	0
10/02	at Arizona	1/0	2	4	2.0	4	0
10/09	INDIANAPOLIS	1/0	8	31	3.9	11	0
10/23	at Washington	1/0	9	89	9.9	72t	1
10/30	TAMPA BAY	1/0	10	40	4.0	9	0
11/06	N.Y. GIANTS	1/0	7	33	4.7	22	0
11/13	at Chicago	1/0	14	55	3.9	19	0
11/20	SEATTLE						
11/27	at Tennessee						
12/04	ARIZONA	1/0	6	22	3.7	9	0
12/11	at Seattle	1/0	2	5	2.5	4	0
12/18	at Jacksonville	1/1	19	79	4.2	18	0
12/24	at St. Louis	1/0	10	68	6.8	30t	2
01/01	HOUSTON	1/0	25	108	4.3	28	0
2005 TOTALS		14/1	127	608	4.8	72t	3

2006 GAME-BY-GAME STATS (SAN FRANCISCO)

DATE	OPPONENT	P/S	ATT	YDS	AVG	LG	TD
09/10	at Arizona	1/1	16	87	5.4	32	2
09/17	ST. LOUIS	1/1	29	127	4.4	32t	1
09/24	PHILADELPHIA	1/1	16	52	3.3	15	0
10/01	at Kansas City	1/1	14	65	4.6	14	0
10/08	OAKLAND	1/1	27	134	5.0	26	0
10/15	SAN DIEGO	1/1	10	55	5.5	22	0
10/29	at Chicago	1/1	12	111	9.3	53	0
11/05	MINNESOTA	1/1	19	41	2.2	11	0
11/12	at Detroit	1/1	22	159	7.2	61t	1
11/19	SEATTLE	1/1	24	212	8.8	51	0
11/26	at St. Louis	1/1	21	134	6.4	18	1
12/03	at New Orleans	1/1	13	40	3.1	12	0
12/10	GREEN BAY	1/1	18	130	7.2	72	1
12/14	at Seattle	1/1	29	144	5.0	40	0
12/24	ARIZONA	1/1	11	51	4.6	15	2
12/31	at Denver	1/1	31	153	4.9	24	0
2006 TOTALS		16/16	312	1695	5.4	72	8

2007 GAME-BY-GAME STATS (SAN FRANCISCO)

DATE	OPPONENT	P/S	ATT	YDS	AVG	LG	TD
09/10	ARIZONA	1/1	18	55	3.1	12	1
09/16	at St. Louis	1/1	20	81	4.1	43t	2
09/23	at Pittsburgh	1/1	14	39	2.8	11	0
09/30	SEATTLE	1/1	16	79	4.9	17	0
10/07	BALTIMORE	1/1	16	52	3.3	10	0
10/21	at N.Y. Giants	1/1	14	88	6.3	24	0
10/28	NEW ORLEANS	1/1	12	41	3.4	9	0
11/04	at Atlanta						
11/12	at Seattle	1/1	13	72	5.5	16	0
11/18	ST. LOUIS	1/1	15	32	2.1	7	0
11/25	at Arizona	1/1	21	116	5.5	35t	2
12/02	at Carolina	1/1	12	58	4.8	11	0
12/09	MINNESOTA	1/1	16	68	4.3	15	0
12/15	CINCINNATI	1/1	29	138	4.8	20	0
12/23	TAMPA BAY	1/1	21	89	4.2	20	0
12/30	at Cleveland	1/1	23	94	4.1	16	0
2007 TOTALS		15/15	260	1102	4.2	43t	5

2008 GAME-BY-GAME STATS (SAN FRANCISCO)

DATE	OPPONENT	P/S	ATT	YDS	AVG	LG	TD
09/07	ARIZONA	1/1	14	96	6.9	41t	1
09/14	at Seattle	1/1	19	61	3.2	23	1
09/21	DETROIT	1/1	27	130	4.8	33	1
09/28	at New Orleans	1/1	16	82	5.1	11	0
10/05	NEW ENGLAND	1/1	12	54	4.5	16	0
10/12	PHILADELPHIA	1/1	19	101	5.3	25	1
10/19	at N.Y. Giants	1/1	11	11	1.0	5	0
10/26	SEATTLE	1/1	18	94	5.2	29	0
11/10	at Arizona	1/1	23	99	4.3	20	0
11/16	ST. LOUIS	1/1	18	106	5.9	37	2
11/23	at Dallas	1/1	14	26	1.9	7	0
11/30	at Buffalo	1/1	24	66	2.8	12	0
12/07	N.Y. JETS	1/1	14	52	3.7	12	0
12/14	at Miami						
12/21	at St. Louis						
12/28	WASHINGTON	1/1	11	58	5.3	11	0
2008 TOTALS		14/14	240	1036	4.3	41t	6

2009 GAME-BY-GAME STATS (SAN FRANCISCO)

DATE	OPPONENT	P/S	ATT	YDS	AVG	LG	TD
09/13	at Arizona	1/1	22	30	1.4	6t	1
09/20	SEATTLE	1/1	16	207	12.9	80t	2
09/27	at Minnesota	1/1	1	4	4.0	4	0
10/04	ST. LOUIS						
10/11	ATLANTA						
10/25	at Houston	1/1	13	32	2.5	9	0
11/01	at Indianapolis	1/1	13	91	7.0	64t	1
11/08	TENNESSEE	1/1	15	83	5.5	13	1
11/12	CHICAGO	1/1	25	104	4.2	25	1
11/22	at Green Bay	1/1	7	59	8.4	42	0
11/29	JACKSONVILLE	1/1	16	33	2.1	6	0
12/06	at Seattle	1/1	9	25	2.8	6	0
12/14	ARIZONA	1/1	25	167	6.7	36	1
12/20	at Philadelphia	1/1	16	107	6.7	37	0
12/27	DETROIT	1/1	28	71	2.5	15	1
01/03	at St. Louis	1/1	23	107	4.7	34	2
2009 TOTALS		14/14	229	1120	4.9	80t	10

2010 GAME-BY-GAME STATS (SAN FRANCISCO)

DATE	OPPONENT	P/S	ATT	YDS	AVG	LG	TD
09/12	at Seattle	1/1	17	38	2.2	10	0
09/20	NEW ORLEANS	1/1	20	112	5.6	20	1
09/26	at Kansas City	1/1	15	43	2.9	6	0
10/03	at Atlanta	1/1	21	77	3.7	13	0
10/10	PHILADELPHIA	1/1	18	52	2.9	16	0
10/17	OAKLAND	1/1	25	149	6.0	64	0
10/24	at Carolina	1/1	19	102	5.4	20	0
10/31	DENVER	1/1	29	118	4.1	21	1
11/14	ST. LOUIS	1/1	22	87	4.0	23	1
11/21	TAMPA BAY	1/1	12	23	1.9	6	0
11/29	at Arizona	1/1	5	52	10.4	25	0
12/05	at Green Bay						
12/12	SEATTLE						
12/16	at San Diego						
12/26	at St. Louis						
01/02	ARIZONA						
2010 TOTALS		11/11	203	853	4.2	64	3

2011 GAME-BY-GAME STATS (SAN FRANCISCO)

DATE	OPPONENT	P/S	ATT	YDS	AVG	LG	TD
09/11	SEATTLE	1/1	22	59	2.7	16	0
09/18	DALLAS	1/1	20	47	2.4	9	1
09/25	at Cincinnati	1/1	17	42	2.5	12	0
10/02	at Philadelphia	1/0	15	127	8.5	40	1
10/09	TAMPA BAY	1/1	20	125	6.3	21	1
10/16	at Detroit	1/1	15	141	9.4	55	1
10/30	CLEVELAND	1/1	31	134	4.3	26	1
11/06	at Washington	1/1	19	107	5.6	27	0
11/13	N.Y. GIANTS	1/1	6	0	0.0	3	0
11/20	ARIZONA	1/1	24	88	3.7	14	0
11/24	at Baltimore	1/1	14	39	2.8	9	0
12/04	ST. LOUIS	1/1	21	73	3.5	20	0
12/11	at Arizona	1/1	10	72	7.2	37	1
12/19	PITTSBURGH	1/1	18	65	3.6	13	1
12/24	at Seattle	1/1	23	83	3.6	14	1
01/01	at St. Louis	1/1	7	9	1.3	3	0
2011 TOTALS		16/15	282	1211	4.3	55	8

DATE	OPPONENT	P/S	ATT	YDS	AVG	LG	TD
01/14	NEW ORLEANS*	1/1	13	89	6.8	42	0
01/22	N.Y. GIANTS**	1/1	16	74	4.6	11	0
PLAYOFF TOTALS		2/2	29	163	5.6	42	0

* NFC Divisional game
** NFC Championship

2012 GAME-BY-GAME STATS (SAN FRANCISCO)

DATE	OPPONENT	P/S	ATT	YDS	AVG	LG	TD
09/09	at Green Bay	1/1	16	112	7.0	23t	1
09/16	DETROIT	1/1	17	89	5.2	16	1
09/23	at Minnesota	1/1	12	63	5.3	11	0
09/30	at N.Y. Jets	1/1	20	64	3.2	11	1
10/07	BUFFALO	1/1	14	106	7.6	31	1
10/14	N.Y. GIANTS	1/1	8	36	4.5	13	0
10/18	SEATTLE	1/1	16	131	8.2	37	0
10/29	at Arizona	1/1	16	55	3.4	17	0
11/11	ST. LOUIS	1/1	21	97	4.6	20t	1
11/19	CHICAGO	1/1	17	78	4.6	14	0
11/25	at New Orleans	1/1	19	83	4.4	14	0
12/02	at St. Louis	1/1	23	58	2.5	23	1
12/09	MIAMI	1/1	12	63	5.3	19	1
12/16	at New England	1/1	21	83	4.0	15	0
12/23	at Seattle	1/1	6	28	4.7	18	0
12/30	ARIZONA	1/1	20	68	3.4	9	1
2012 TOTALS		16/16	258	1214	4.7	37	8

DATE	OPPONENT	P/S	ATT	YDS	AVG	LG	TD
01/12	GREEN BAY*	1/1	23	119	5.2	26	1
01/20	at Atlanta**	1/1	21	90	4.3	11	2
02/03	BALTIMORE***	1/1	19	110	5.8	33	1
PLAYOFF TOTALS		3/3	63	319	5.1	33	4

* NFC Divisional game
** NFC Championship
*** Super Bowl XLVII

2013 GAME-BY-GAME STATS (SAN FRANCISCO)

DATE	OPPONENT	P/S	ATT	YDS	AVG	LG	TD
09/08	GREEN BAY	1/1	21	44	2.1	8	1
09/15	at Seattle	1/1	9	16	1.8	5	0
09/22	INDIANAPOLIS	1/1	11	82	7.5	22	0
09/26	at St. Louis	1/1	20	153	7.7	34t	1
10/06	HOUSTON	1/1	17	81	4.8	26	1
10/13	ARIZONA	1/1	25	101	4.0	32	0
10/20	at Tennessee	1/1	24	70	2.9	7	2
10/27	at Jacksonville	1/1	19	71	3.7	19t	2
11/10	CAROLINA	1/1	16	82	5.1	17	0
11/17	at New Orleans	1/1	13	48	3.7	24	0
11/25	at Washington	1/1	13	31	2.4	8	0
12/01	ST. LOUIS	1/1	15	42	2.8	10	1
12/08	SEATTLE	1/1	17	110	6.5	51	0
12/15	at Tampa Bay	1/1	22	86	3.9	13	0
12/23	ATLANTA	1/1	21	97	4.6	17	1
12/29	at Arizona	1/1	13	14	1.1	8	0
2013 TOTALS		16/16	276	1128	4.1	51	9

DATE	OPPONENT	P/S	ATT	YDS	AVG	LG	TD
01/05	at Green Bay*	1/1	20	66	3.3	10t	1
01/12	at Carolina**	1/1	17	84	4.9	39	0
01/19	at Seattle***	1/1	11	14	1.3	9	0
PLAYOFF TOTALS		3/3	48	164	3.4	39	1

* NFC Wild Card game
** NFC Divisional game
*** NFC Championship

2014 GAME-BY-GAME STATS (SAN FRANCISCO)

DATE	OPPONENT	P/S	ATT	YDS	AVG	LG	TD
09/07	at Dallas	1/1	16	66	4.1	20	0
09/14	CHICAGO	1/1	13	63	4.8	19	1
09/21	at Arizona	1/1	6	10	1.7	4	0
09/28	PHILADELPHIA	1/1	24	119	5.0	28	0
10/05	KANSAS CITY	1/1	18	107	5.9	14	0
10/13	at St. Louis	1/1	16	38	2.4	9	0
10/19	at Denver	1/1	9	20	2.2	7	0
11/02	ST. LOUIS	1/1	14	49	3.5	11	0
11/09	at New Orleans	1/1	23	81	3.5	11	1
11/16	at N.Y. Giants	1/1	19	95	5.0	17	0
11/23	WASHINGTON	1/1	13	36	2.8	8	0
11/27	SEATTLE	1/1	10	28	2.8	7	0
12/07	at Oakland	1/1	12	63	5.3	11	0
12/14	at Seattle	1/1	11	29	2.6	15	1
12/20	SAN DIEGO	1/1	26	158	6.1	52t	1
12/28	ARIZONA	1/1	25	144	5.8	24	0
2014 TOTALS		16/16	255	1106	4.3	52t	4

2015 GAME-BY-GAME STATS (INDIANAPOLIS)

DATE	OPPONENT	P/S	ATT	YDS	AVG	LG	TD
09/13	at Buffalo	1/1	8	31	3.9	9	0
09/21	N.Y. JETS	1/1	15	57	3.8	18	0
09/27	at Tennessee	1/1	14	86	6.1	25	2
10/04	JACKSONVILLE	1/1	17	53	3.1	22	0
10/08	at Houston	1/1	22	98	4.5	20	1
10/18	NEW ENGLAND	1/1	13	78	6.0	23	0
10/25	NEW ORLEANS	1/1	9	43	4.8	14	0
11/02	at Carolina	1/1	22	70	3.2	10	0
11/08	DENVER	1/1	28	83	3.0	17	1
11/22	at Atlanta	1/1	14	34	2.4	9	0
11/29	TAMPA BAY	1/1	19	24	1.3	5	0
12/06	at Pittsburgh	1/1	13	45	3.5	12	0
12/13	at Jacksonville	1/1	16	60	3.8	14	0
12/20	HOUSTON	1/1	16	44	2.8	12	0
12/27	at Miami	1/1	15	85	5.7	37t	2
01/03	TENNESSEE	1/1	19	76	4.0	15	0
2015 TOTALS		16/16	260	967	3.7	37t	6

2016 GAME-BY-GAME STATS (INDIANAPOLIS)


DATE	OPPONENT	P/S	ATT	YDS	AVG	LG	TD
09/11	DETROIT	1/1	14	59	4.2	9	0
09/18	at Denver	1/1	13	44	3.4	8	0
09/25	SAN DIEGO	1/1	21	82	3.9	19	1
10/02	at Jacksonville	1/1	16	68	4.3	17	1
10/09	CHICAGO	1/1	14	75	5.4	16	0
10/16	at Houston	1/1	22	106	4.8	22	0
10/23	at Tennessee	1/1	17	61	3.6	10	0
10/30	KANSAS CITY	1/1	9	37	4.1	11	0
11/06	at Green Bay	1/1	19	60	3.2	11	2
11/20	TENNESSEE	1/1	18	50	2.8	8	0
11/24	PITTSBURGH	1/1	15	28	1.9	7	0
12/05	at N.Y. Jets	1/1	20	79	4.0	19	0
12/11	HOUSTON	1/1	10	41	4.1	13	0
12/18	at Minnesota	1/1	26	101	3.9	9	0
12/24	at Oakland	1/1	13	72	5.5	13	0
01/01	JACKSONVILLE	1/1	16	62	3.9	18	0
2016 TOTALS		16/16	263	1025	3.9	22	4

2017 GAME-BY-GAME STATS (INDIANAPOLIS)

DATE	OPPONENT	P/S	ATT	YDS	AVG	LG	TD
09/10	at L.A. Rams	1/1	10	42	4.2	16	0
09/17	ARIZONA	1/1	14	46	3.3	13	1
09/24	CLEVELAND	1/1	25	57	2.3	21	1
10/01	at Seattle	1/1	12	46	3.8	14	0
10/08	SAN FRANCISCO	1/1	14	48	3.4	16	0
10/16	at Tennessee	1/1	10	49	4.9	12	0
10/22	JACKSONVILLE	1/1	9	34	3.8	7	0
10/29	at Cincinnati	1/1	16	82	5.1	15	0
11/05	at Houston	1/1	17	51	3.0	16	0
11/12	PITTSBURGH	1/1	17	54	3.2	9	0
11/26	TENNESSEE	1/1	17	62	3.6	14t	1
12/03	at Jacksonville	1/1	13	61	4.7	16	0
12/10	at Buffalo	1/1	36	130	3.6	10	0
12/14	DENVER	1/1	10	31	3.1	9	0
12/23	at Baltimore	1/1	17	68	4.0	12	0
12/31	HOUSTON	1/1	24	100	4.2	16	0
2017 TOTALS		16/16	261	961	3.7	21	3

2018 GAME-BY-GAME STATS (MIAMI)

DATE	OPPONENT	P/S	ATT	YDS	AVG	LG	TD
09/09	TENNESSEE	1/1	9	61	6.8	21	0
09/16	at N.Y. Jets	1/1	9	25	2.8	8	0
09/23	OAKLAND	1/1	6	12	2.0	6	0
09/30	at New England	1/1	11	41	3.7	14	0
10/07	at Cincinnati	1/1	12	63	5.3	10	0
10/14	CHICAGO	1/1	15	101	6.7	32	0
10/21	DETROIT	1/1	10	29	2.9	6	0
10/25	at Houston	1/1	12	53	4.4	9	0
11/04	N.Y. JETS	1/1	20	53	2.7	8	0
11/11	at Green Bay						
11/25	at Indianapolis						
12/02	BUFFALO						
12/09	NEW ENGLAND						
12/16	at Minnesota						
12/23	JACKSONVILLE						
12/30	at Buffalo						
2018 TOTALS		9/9	104	438	4.2	32	0



19

JAKEEM GRANT

WIDE RECEIVER // 5-7 // 169 // TEXAS TECH '16
ACQUIRED: D6A, '16
HOMETOWN: DALLAS, TEXAS // BORN: 10/30/92
NFL: THIRD SEASON // DOLPHINS: THIRD SEASON

NFL CAREER

TRANSACTIONS:

- 6th-round pick (186th overall) by Miami in the 2016 NFL draft.

CAREER HONORS:

- AFC Special Teams Player of the Week (vs. Tennessee, 9/9/18).

CAREER HIGHLIGHTS:

- Played in 41 career games with 2 starts.
- 34 receptions for 471 yards (13.9 avg.) and 4 TDs.
- 5 carries for 18 yards (3.6 avg.).
- 54 kickoff returns for 1,370 yards (25.4 avg.) and 1 TD.
- 59 punt returns for 583 yards (9.9 avg.) and 2 TDs.
- Posted his 1st kickoff return TD (102 yards) vs. Tennessee on 9/9/18. It was the 2nd-longest kickoff return in franchise history.
- Joined RB Kenyan Drake in 2016 as the 2nd pair of Dolphins rookies to have a kickoff and punt returned for a TD in the same season. It was just the 4th time in NFL history two different rookies on the same team combined for a kickoff and punt return for TD in the same season.

2018 (MIAMI):

- Played in 9 games with 2 starts.
- 21 receptions for 268 yards (12.8 avg.) and 2 TDs; 1 carry for 5 yards (5.0 avg.); 14 punt returns for 228 yards (16.3 avg.) and 1 TD; 14 kickoff returns for 452 yards (32.3 avg.) and 1 TD.

VS. TENNESSEE (9/9):

- 5 receptions for 38 yards (7.6 avg.); 1 punt return for -1 yards (-1.0 avg.); 2 kickoff returns for 125 yards (62.5 avg.) and 1 TD.
- Returned a kickoff 102 yards for a TD in the 4th quarter to give Miami a 17-10 lead. It was his 1st career kickoff return for a TD and the 2nd-longest in franchise history (Mercury Morris, 105t, 9/14/69 at Cincinnati).

VS. OAKLAND (9/23):

- 2 receptions for 70 yards (35.0 avg.) and 2 TDs; 4 kickoff returns for 105 yards (26.3 avg.).
- Scored on an 18-yard shovel pass from QB Ryan Tannehill in the 3rd quarter.
- Caught a 52-yard TD pass from WR Albert Wilson to put Miami ahead 21-17 with 7:18 remaining in the game.

- It was the first multi-TD game of his career.
- AT CINCINNATI (10/7):** 3 punt returns for 85 yards (28.3 avg.) and 1 TD; 3 kickoff returns for 89 yards (29.7 avg.).

- Returned a punt 71 yards for a TD in the 2nd quarter to extend Miami's lead 14-0. It was his 2nd career punt return for a TD.

- Became the 1st player in Dolphins history to score on a reception, kickoff return and punt return in the same season.

- Became the 2nd player in NFL history (Dante Hall, 2003) with a 100+ yard kickoff return touchdown, 70+ yard punt return touchdown and 50+ yard touchdown catch in the same season.

HONORS:

- AFC Special Teams Player of the Week (vs. Tennessee, 9/9).

2017 (MIAMI):

- Played in all 16 games.
- 13 receptions for 203 yards (15.6 avg.) and 2 TDs; 3 carries for 12 yards (4.0 avg.); 25 punt returns for 190 yards (7.6 avg.); 21 kickoff returns for 479 yards (22.8 avg.); 1 assisted special teams tackle.

AT N.Y. JETS (9/24):

- 1 reception for 12 yards.
- Reeled in his first NFL reception.

VS. NEW ENGLAND (12/11):

- 2 receptions for 42 yards (21.0 avg.) and 1 TD.
- Hauled in a 25-yard TD pass from QB Jay Cutler to give Miami a 20-10 lead.
- It was his first NFL TD reception.

AT KANSAS CITY (12/24):

- 4 receptions for 107 yards (26.8 avg.) and 1 TD.
- Scored on a 65-yard TD reception in the 2nd quarter from QB Jay Cutler.
- Totaled 101 receiving yards in the 1st half.
- It was the 1st 100-yard game of his career.

2016 (MIAMI):

- Played in all 16 games.
- 20 punt returns for 165 yards (8.3 avg.) and 1 TD; 19 kickoff returns for 439 yards (23.1 avg.); 1 carry for 1 yard; 1 solo special teams tackle.

- Joined RB Kenyan Drake as the 2nd pair of Dolphins rookies to have a kickoff and punt returned for a TD in the same season. It was just the 4th time in NFL history two different rookies on the same team combined for a kickoff and punt return for TD in the same season.

AT SEATTLE (9/11): 3 punt returns for 16 yards (5.3 avg.); 2 kickoff returns for 67 yards (33.5 avg.).

- Made his NFL debut.

VS. TENNESSEE (10/9): 1 punt return for 74 yards and 1 TD; 2 kickoff returns for 47 yards (23.5 avg.).

- His 74-yard TD was the 7th-longest punt return in team history and 3rd-longest by a rookie.

POSTSEASON:

AFC WILD CARD AT PITTSBURGH (1/8): 1 kickoff return for 18 yards.

BEFORE THE NFL

COLLEGE (TEXAS TECH):

- 4-year letterman (2012-15) and 3-year starter.

CAREER: Played in 50 games with 32 starts; 255 receptions for 3,289 yards (12.9 avg.) and 27 TDs; 33 carries for 199 yards (6.0 avg.) and 2 TDs; 87 kickoff returns for 2,169 yards (24.9 avg.) and 4 TDs.

- Left as the school's all-time leading receiver with 3,289 yards.

SENIOR (2015): Played in all 13 games with 10 starts; 90 receptions for 1,268 yards (14.1 avg.) and 10 TDs; 8 carries for 68 yards (8.5 avg.) and 2 TDs; 36 kickoff returns for 1,017 yards (26.1 avg.) and 2 TDs.

- His 181.0 all-purpose yards per game was 4th nationally, led the Big 12 and was a single-season school record.
- His 1,017 kickoff return yards were 4th nationally and led the Big 12.
- His 2 kickoff return TDs were 5th nationally and tied for the most in the Big 12.
- His 6.9 receptions per game were 2nd in the Big 12 and his 1,268 receiving yards were 4th.
- All-American as a kickoff returner/all-purpose player.
- 1st-team All-Big 12.

JUNIOR (2014): Played in all 12 games with 11 starts; 67 receptions for 938 yards (14.0 avg.) and 7 TDs; 5 carries for 35 yards (7.0 avg.); 23 kickoff returns for 515 yards (22.4 avg.).

- Led the team with 67 receptions and 938 receiving yards.
- Was the only Big 12 player with at least 900 receiving and 500 kickoff return yards.
- His 67 receptions were 4th in the Big 12.
- Honorable mention All-Big 12.

SOPHOMORE (2013): Played in 12 games with 8 starts; 65 receptions for 796 yards (12.2 avg.) and 7 TDs; 12 carries for 77 yards (6.4 avg.); 19 kickoff returns for 400 yards (21.1 avg.).

- His 65 receptions were 5th in the Big 12 and his 796 receiving yards were 6th.
- Honorable mention All-Big 12.

REDSHIRT FRESHMAN (2012): Played in all 13 games with 3 starts; 33 receptions for 287 yards (9.7 avg.) and 3 TDs; 8 carries for 19 yards (2.4 avg.); 6 kickoff returns for 237 yards (39.5 avg.) and 2 TDs.

- All-Big 12 Freshman Team.
- Redshirted in 2011.

HIGH SCHOOL (MESQUITE HS – MESQUITE, TEXAS)

- Also earned all-state honors in track and field.
- SENIOR (2010):** 79 receptions for 1,306 yards (16.5 avg.) and 13 TDs; 66 carries for 516 yards (7.8 avg.) and 9 TDs.
- All-state.
 - All-area.

OFF THE FIELD

PERSONAL:

- **MAJOR:** Exercise and sport sciences.

JAKEEM GRANT'S NFL REGULAR SEASON STATS

YEAR	TEAM	GP	GS	RECEIVING					RUSHING				
				REC	YDS	AVG	LG	TD	ATT	YDS	AVG	LG	TD
2016	MIAMI	16	0	0	0	0.0	0	0	1	1	1.0	1	0
2017	MIAMI	16	0	13	203	15.6	65t	2	3	12	4.0	7	0
2018	MIAMI	9	2	21	268	12.8	52t	2	1	5	5.0	5	0
NFL TOTALS		41	2	34	471	13.9	65t	4	5	18	3.6	7	0

JAKEEM GRANT'S NFL REGULAR SEASON RETURNING STATS

YEAR	TEAM	KICKOFF RETURN					PUNT RETURN					
		KR	YDS	AVG	LG	TD	PR	FC	YDS	AVG	LG	TD
2016	MIAMI	19	439	23.1	45	0	20	3	165	8.3	74t	1
2017	MIAMI	21	479	22.8	31	0	25	11	190	7.6	27	0
2018	MIAMI	14	452	32.3	102t	1	14	6	228	16.3	71t	1
NFL TOTALS		54	1370	25.4	45	1	59	20	583	9.9	74t	2

JAKEEM GRANT'S NFL PLAYOFF STATS

YEAR	TEAM	GP	GS	RECEIVING					RUSHING				
				REC	YDS	AVG	LG	TD	ATT	YDS	AVG	LG	TD
2016	MIAMI	1	0	0	0	0.0	0	0	0	0	0.0	0	0
PLAYOFF TOTALS		1	0	0	0	0.0	0	0	0	0	0.0	0	0

JAKEEM GRANT'S NFL PLAYOFF RETURNING STATS

YEAR	TEAM	KICKOFF RETURN					PUNT RETURN					
		KR	YDS	AVG	LG	TD	PR	FC	YDS	AVG	LG	TD
2016	MIAMI	1	18	18.0	18	0	0	0	0	0.0	-	0
NFL TOTALS		1	18	18.0	18	0	0	0	0	0.0	-	0

ADDITIONAL STATS

Special Teams Tackles: 1 in 2016, 1 in 2017 for total of 2.
Special Teams Fumble Recoveries: 3 in 2016 and 2 in 2017 for total of 5.
Miscellaneous Tackles: 1 in 2018.

SINGLE-GAME CAREER HIGHS

Receptions: 5 vs. Tennessee, 9/9/18
Receiving Yards: 107 at Kansas City, 12/24/17
Longest Reception: 65t at Kansas City, 12/24/17
Receiving TDs: 1 twice, last: at Kansas City, 12/24/17
Punt Returns: 4 vs. Denver, 12/3/17
Punt Return Yards: 85 at Cincinnati, 10/7/18
Longest Punt Return: 74t vs. Tennessee, 10/9/16
Punt Return TDs: 1 twice, last: at Cincinnati, 10/7/18
Kickoff Returns: 4 at New England, 11/26/17
Kickoff Return Yards: 125 vs. Tennessee, 9/9/18
Longest Kickoff Return: 102t vs. Tennessee, 9/9/18
Kickoff Return TDs: 1 vs. Tennessee, 9/9/18

100-YARD RECEIVING GAMES (1)

DATE	OPPONENT	REC	YDS	AVG	LG	TD
12/24/17	at Kansas City	4	107	26.8	65t	1

2016 GAME-BY-GAME STATS (MIAMI)

DATE	OPPONENT	P/S	REC	YDS	AVG	LG	TD
09/11	at Seattle	1/0	0	0	0.0	-	0
09/18	at New England	1/0	0	0	0.0	-	0
09/25	CLEVELAND	1/0	0	0	0.0	-	0
09/29	at Cincinnati	1/0	0	0	0.0	-	0
10/09	TENNESSEE	1/0	0	0	0.0	-	0
10/16	PITTSBURGH	1/0	0	0	0.0	-	0
10/23	BUFFALO	1/0	0	0	0.0	-	0
11/06	N.Y. JETS	1/0	0	0	0.0	-	0
11/13	at San Diego	1/0	0	0	0.0	-	0
11/20	at L.A. Rams	1/0	0	0	0.0	-	0
11/27	SAN FRANCISCO	1/0	0	0	0.0	-	0
12/04	at Baltimore	1/0	0	0	0.0	-	0
12/11	ARIZONA	1/0	0	0	0.0	-	0
12/17	at N.Y. Jets	1/0	0	0	0.0	-	0
12/24	at Buffalo	1/0	0	0	0.0	-	0
01/01	NEW ENGLAND	1/0	0	0	0.0	-	0
2016 TOTALS		16/0	0	0	0.0	-	0

DATE	OPPONENT	P/S	REC	YDS	AVG	LG	TD
01/08	at Pittsburgh*	1/0	0	0	0.0	-	0

* AFC Wild Card game

2017 GAME-BY-GAME STATS (MIAMI)

DATE	OPPONENT	P/S	REC	YDS	AVG	LG	TD
09/17	at L.A. Chargers	1/0	0	0	0.0	-	0
09/24	at N.Y. Jets	1/0	1	12	12.0	12	0
10/01	NEW ORLEANS	1/0	0	0	0.0	-	0
10/08	TENNESSEE	1/0	1	-1	-1.0	-1	0
10/15	at Atlanta	1/0	1	4	4.0	4	0
10/22	N.Y. JETS	1/0	0	0	0.0	-	0
10/26	at Baltimore	1/0	0	0	0.0	-	0
11/05	OAKLAND	1/0	0	0	0.0	-	0
11/13	at Carolina	1/0	0	0	0.0	-	0
11/19	TAMPA BAY	1/0	0	0	0.0	-	0
11/26	at New England	1/0	0	0	0.0	-	0
12/03	DENVER	1/0	0	0	0.0	-	0
12/11	NEW ENGLAND	1/0	2	42	21.0	25t	1
12/17	at Buffalo	1/0	1	13	13.0	13	0
12/24	at Kansas City	1/0	4	107	26.8	65t	1
12/31	BUFFALO	1/0	3	26	8.7	13	0
2017 TOTALS		16/0	13	203	15.6	65t	2

2018 GAME-BY-GAME STATS (MIAMI)

DATE	OPPONENT	P/S	REC	YDS	AVG	LG	TD
09/09	TENNESSEE	1/0	5	38	7.6	13	0
09/16	at N.Y. Jets	1/1	2	27	13.5	16	0
09/23	OAKLAND	1/0	2	70	35.0	52t	2
09/30	at New England	1/0	2	17	8.5	9	0
10/07	at Cincinnati	1/0	0	0	0.0	-	0
10/14	CHICAGO	1/0	3	32	10.7	25	0
10/21	DETROIT	1/0	2	32	16.0	19	0
10/25	at Houston	1/1	4	36	9.0	16	0
11/04	N.Y. JETS	1/0	1	16	16.0	16	0
11/11	at Green Bay						
11/25	at Indianapolis						
12/02	BUFFALO						
12/09	NEW ENGLAND						
12/16	at Minnesota						
12/23	JACKSONVILLE						
12/30	at Buffalo						
2018 TOTALS		9/3	21	268	12.8	52t	2



2

MATT HAACK

PUNTER // 6-0 // 202 // ARIZONA STATE '17
 ACQUIRED: FA, '17
 HOMETOWN: WEST DES MOINES, IOWA // BORN: 7/25/94
 NFL: SECOND SEASON // DOLPHINS: SECOND SEASON

NFL CAREER

TRANSACTIONS:

- Signed by Miami as an undrafted college free agent on May 5, 2017.

CAREER HIGHLIGHTS:

- Played in 25 career games.
- 132 punts for 5,923 yards (44.9 avg.).
- 1 solo special teams tackle.
- Tied his single-game team record with 7 punts inside the 20-yard line on Nov. 4, 2018 vs. N.Y. Jets.

MOST PUNTS INSIDE THE 20 (DOLPHINS SINGLE-GAME)

PLAYER	DATE	OPP	PI20
1. MATT HAACK	11/4/18	VS. N.Y. JETS	7
MATT HAACK	12/3/17	VS. DENVER	7
3. Brandon Fields	12/22/13	at Buffalo	6
Tom Hutton	1/9/00*	at Seattle	6
5. MATT HAACK	10/8/17	VS. TENNESSEE	5
MATT HAACK	9/16/18	AT N.Y. JETS	5
Matt Darr	11/22/15	vs. Dallas	5
Brandon Fields	11/20/11	vs. Buffalo	5
Matt Turk	11/16/03	vs. Baltimore	5
Matt Turk	1/6/02	vs. Buffalo	5

* AFC Wild Card game

2018 (MIAMI):

- Played in 9 games.
- 49 punts for 2,228 yards (45.5 avg.) and a 40.3 net average.

AT N.Y. JETS (9/16): 6 punts for 295 yards (49.2 avg.) and a 48.5 net avg.

- Landed 5 punts inside the Jets' 20-yard line and 4 inside the 10.

AT CINCINNATI (10/7): 5 punts for 209 yards (41.8 avg.) a 38.0 net avg.

- Landed 4 punts inside the Bengals' 20-yard line.

VS. N.Y. JETS (11/4): 9 punts for 402 yards (44.7 avg.) and a 42.8 net avg.

- Landed 7 punts inside the Jets' 20-yard line, tying his single-game team record.

2017 (MIAMI):

- Played in all 16 games.
- 83 punts for 3,695 yards (44.5 avg.) and a 40.7 net average.
- His 30 punts inside the 20-yard line were tied for 8th in the NFL and led all rookie punters.

VS. TENNESSEE (10/8): 9 punts for 459 yards (51.0

avg.) and a 49.4 net average.

- His 5 punts inside the 20-yard line were the most by a Dolphins punter since P Matt Darr had 5 on Nov. 22, 2015 vs. Dallas.

VS. DENVER (12/3): 9 punts for 386 yards (42.9 avg.) and a 41.0 net average.

- His 7 punts inside the 20-yard line set a team record.

- Had 1 punt that resulted in a safety after he pinned Denver inside its own 5-yard line and LB Chase Allen forced a fumble that was recovered by Denver in its own end zone.

AT BUFFALO (12/17): 4 punts for 187 yards (46.8 avg.) and a 41.3 net average.

- Recovered a K Cody Parkey onside kick with 39 seconds remaining.

BEFORE THE NFL

COLLEGE (ARIZONA STATE):

- 4-year letterman (2013-16).

CAREER: Played in 44 games; 209 punts for 8,991 yards (43.0 avg.) and 73 punts inside the 20; 2 solo tackles; 1-of-1 passing for 27 yards; 1 rush for 7 yards.

- 52 punts of 50+ yards.
- His 43.0 yards per punt average was tied for 4th in school history.

SENIOR (2016): Played in all 12 games; 66 punts for 2,897 yards (43.9 avg.) and 21 punts inside the 20; 1 carry for 7 yards.

- 16 punts of 50+ yards.
- His 44.4 yard net average was 6th-best in FBS.
- 2nd-team All-Pac 12.
- Finalist for the William V. Campbell Trophy (top scholar-athlete in the nation).

JUNIOR (2015): Played in all 13 games; 74 punts for 3,186 yards (43.1 avg.) and 32 punts inside the 20; 1-of-1 passing for 27 yards; 1 solo tackle.

- 19 punts of 50+ yards.
- His 43.1 gross average was 5th-best in FBS.
- His 32 punts inside the 20 were 2nd in the nation and led the Pac-12.
- His 2 touchbacks were tied for the lowest in the nation by a full-time punter.

SOPHOMORE (2014): Played in all 13 games; 53 punts for 2,296 yards (43.3 avg.) and 17 punts inside the 20.

- 14 punts of 50+ yards.

TRUE FRESHMAN (2013): Played in 6 games; 16

punts for 612 yards (38.3 avg.) and 3 punts inside the 20; 1 solo tackle.

- 3 punts of 50+ yards.

HIGH SCHOOL (DOWNING HS – WEST DES MOINES, IOWA)

- Also played wide receiver.

SENIOR (2012):

- 1st-team all-state.
- Helped his team reach the state quarterfinals.

OFF THE FIELD

PERSONAL:

- **PRONUNCIATION:** Last name is pronounced HAWK.
- **MAJOR:** Sports business and media.

MATT HAACK'S NFL REGULAR SEASON STATS

YEAR	TEAM	GP	PUNT	YDS	AVG	LG	OPP RET	YDS	NET AVG	TB	IN 20
2017	MIAMI	16	83	3695	44.5	64	35	220	40.7	5	30
2018	MIAMI	9	49	2228	45.5	65	19	173	40.3	4	26
NFL TOTALS		25	132	5923	44.9	65	54	393	40.5	9	56

ADDITIONAL STATS

Special Teams Tackles: 1 in 2017.
Onside Kick Recoveries: 1 in 2017.

SINGLE-GAME CAREER HIGHS

Punts: 9 3 times, last: vs. N.Y. Jets, 11/4/18
Punt Yards: 459 vs. Tennessee, 10/8/17
Punts Inside the 20: 7 twice, last: vs. N.Y. Jets, 11/4/18



NFL CAREER

TRANSACTIONS:

- 1st-round pick (22nd overall) by Miami in the 2017 NFL draft.

CAREER HIGHLIGHTS:

- Played in 21 career games with 3 starts.
- 30 tackles (18 solo), 2 sacks, 2 passes defended and 1 fumble recovery.

2018 (MIAMI):

- Played in 5 games with 1 start.
- Inactive for 4 games.
- 11 tackles (3 solo).

VS. OAKLAND (9/23): 3 assisted tackles.

AT NEW ENGLAND (9/30): 4 tackles (1 solo).

AT CINCINNATI (10/7): 3 tackles (2 solo).

2017 (MIAMI):

- Played in all 16 games with 2 starts.
- 19 tackles (15 solo), 2 sacks, 1 fumble recovery and 2 passes defended.

AT L.A. CHARGERS (9/17): 1 solo tackle and 1 quarterback hit.

- Made NFL debut.

VS. TENNESSEE (10/8): 1 solo tackle, 1 sack and 1 pass defended.

- Sacked QB Matt Cassel for a loss of 8 yards on 3rd-and-9 with 3:42 left in the game for his first career sack.
- Broke up a pass intended for RB DeMarco Murray on 3rd-and-5 in the 2nd quarter, forcing a punt.

AT KANSAS CITY (12/24): 2 solo tackles and 1 sack.

- Sacked QB Alex Smith for a loss of 3 yards in the 3rd quarter.

BEFORE THE NFL

COLLEGE (MISSOURI):

- 3-year letterman (2014-16) and 2-year starter.

CAREER: Played in 38 career games with 25 starts; 136 tackles (80 solo), 18 sacks, 5 passes defended, 5 forced fumbles and 1 fumble recovery.

- Finished his career tied for 7th in school history with 18 sacks and 11th with 34.5 tackles for loss.

JUNIOR (2016): Started all 12 games; 61 tackles (35 solo), 9 sacks, 2 passes defended, 4 forced fumbles and 1 fumble recovery.

- His 9 sacks, 12 tackles for loss and 10 quarterback hurries led the team.
- When he left, his 9 sacks were tied for the 9th-most in a single season in school history.
- 2nd-team All-SEC.

SOPHOMORE (2015): Started all 12 games; 56 tackles (32 solo), 7 sacks, 1 pass defended and 2 forced fumbles.

- His 18 tackles for loss led the SEC.
- 2nd-team All-SEC.

REDSHIRT FRESHMAN (2014): Played in all 14 games with 1 start; 19 tackles (13 solo), 2 sacks, 2 passes defended and 1 forced fumble.

- Redshirted in 2013.

HIGH SCHOOL (LINCOLN PREP HS – KANSAS CITY, MO.)

- Did not start playing football until his junior year.
- Played defensive end and tight end.
- Also played basketball.
- 1st-team All-Interscholastic League and Player of the Year (2011-12) in basketball.

SENIOR (2012): 60 tackles, 12 sacks and 2 forced fumbles; 15 receptions for 285 yards (19.0 avg.) and 5 TDs.

- 3rd-team All-Kansas City metro at defensive end.
- League Defensive MVP.

JUNIOR (2011): 40 tackles and 6 sacks.

- 1st-team all-state.

OFF THE FIELD

PERSONAL:

- **MAJOR:** Biology.

CHARLES HARRIS' NFL REGULAR SEASON STATS

YEAR	TEAM	GP	GS	TACKLES					INTERCEPTIONS					FUMBLES	
				TOT	SOLO	ASST	SK	YDS	INT	YDS	LG	TD	PD	FF	FR
2017	MIAMI	16	2	19	15	4	2.0	11.0	0	0	0	0	2	0	1
2018	MIAMI	5	1	11	3	8	0.0	0.0	0	0	0	0	0	0	0
NFL TOTALS		21	3	30	18	12	2.0	11.0	0	0	0	0	2	0	1

SINGLE-GAME CAREER HIGHS

- Tackles:** 4 at New England, 9/30/18
- Sacks:** 1 Twice, last: at Kansas City, 12/24/17
- Passes Defensed:** 1 Twice, last: at Carolina, 11/13/17
- Fumble Recoveries:** 1 vs. Oakland, 11/5/17



97

ZIGGY HOOD

DEFENSIVE TACKLE // 6-3 // 305 // MISSOURI '08
ACQUIRED: FA, '18
HOMETOWN: AMARILLO, TEXAS // BORN: 2/16/87
NFL: 10TH SEASON // DOLPHINS: FIRST SEASON

NFL CAREER

TRANSACTIONS:

- Signed by Miami on Oct. 31, 2018.
- Released by Washington on Oct. 16, 2018.
- Signed by Washington on Feb. 3, 2016.
- Released by Chicago on Dec. 15, 2015.
- Signed by Chicago on Oct. 22, 2015.
- Released by Jacksonville on Oct. 20, 2015.
- Signed by Jacksonville as an unrestricted free agent from Pittsburgh on March 13, 2014.
- 1st-round pick (32nd overall) by Pittsburgh in the 2009 NFL draft.

CAREER HIGHLIGHTS:

- Played in 135 career games with 73 starts.
- 226 tackles (139 solo), 14 sacks, 10 passes defended, 1 forced fumble and 5 fumble recoveries.

2018 (WASHINGTON/MIAMI):

- Played in 1 game for Miami.
- 1 assisted tackle with Miami.
- Signed by Miami on Oct. 31.
- Released by Washington on Oct. 16.
- Played in 5 games for Washington.
- 3 tackles (2 solo) for Washington.

VS. INDIANAPOLIS (9/16): 2 tackles (1 solo).

VS. N.Y. JETS (11/4): 1 assisted tackle.

2017 (WASHINGTON):

- Played in 15 games with 13 starts.
- Inactive for 1 game.
- 25 tackles (13 solo) and 0.5 sacks.

AT KANSAS CITY (10/2): 2 tackles (1 solo) and 0.5 sacks.

VS. N.Y. GIANTS (11/23): 4 tackles (2 solo).

AT L.A. CHARGERS (12/10): 5 tackles (3 solo).

2016 (WASHINGTON):

- Played in all 16 games with 14 starts.
- 33 tackles (17 solo), 1 sack, 3 passes defended and 1 forced fumble.

AT BALTIMORE (10/9): 2 tackles (1 solo) and 1 sack.

- Sacked QB Joe Flacco for a 8-yard loss in the 2nd quarter.

AT ARIZONA (12/4): 5 solo tackles and 1 pass defended.

- His 5 tackles were a season high.

VS. N.Y. GIANTS (1/1): 3 tackles (1 solo) and 1 pass defended.

2015 (JACKSONVILLE/CHICAGO):

- Released by Chicago on Dec. 15.
- Played in 2 games with Chicago but did not record any stats.
- Inactive for 4 games with Chicago.
- Dressed but did not play in 1 game with Chicago.
- Signed by Chicago on Oct. 22.
- Released by Jacksonville on Oct. 20.
- Spent the entire offseason and training camp with Jacksonville.

2014 (JACKSONVILLE):

- Played in all 16 games.
- 24 tackles (17 solo), 1 sack and 1 fumble recovery.

AT TENNESSEE (10/12): 2 solo tackles and 1 sack.

- Brought down Titans QB Charlie Whitehurst for a 4-yard loss in the 3rd quarter.

AT INDIANAPOLIS (11/23): 3 tackles (2 solo).

AT HOUSTON (12/28): 3 tackles (2 solo).

2013 (PITTSBURGH):

- Played in all 16 games with 7 starts.
- 39 tackles (26 solo), 3 sacks and 1 fumble recovery.

AT CINCINNATI (9/16): 6 tackles (4 solo).

VS. DETROIT (11/17): 5 tackles (4 solo) and 1 sack.

- Sacked QB Matthew Stafford for a 7-yard loss in the 4th quarter to secure a win.

VS. CINCINNATI (12/15): 4 tackles (3 solo), 1 sack and 1 fumble recovery.

- Brought down Bengals QB Andy Dalton for a 8-yard loss to force a punt in the 1st quarter.

2012 (PITTSBURGH):

- Started all 16 games.
- 42 tackles (25 solo), 3 sacks, 3 passes defended and 2 fumble recoveries.
- Helped defense hold opponents to 90.6 rushing yards per game, which ranked 2nd in the league.

AT CINCINNATI (10/21): 4 solo tackles and 2 passes defended.

AT BALTIMORE (12/2): 5 tackles (4 solo), 1 sack and 1 fumble recovery.

- Recovered a QB Joe Flacco fumble that led to a Steelers TD in the 4th quarter.

VS. SAN DIEGO (12/9): 8 tackles (5 solo), 1 sack and 1 pass defended.

- Sacked QB Philip Rivers in the 2nd quarter.

2011 (PITTSBURGH):

- Played in all 16 games with 14 starts.
- 31 tackles (19 solo), 1.5 sacks and 1 pass defended.

VS. TENNESSEE (10/9): 4 tackles (2 solo) and 0.5 sacks.

AT SAN FRANCISCO (12/19): 5 tackles (4 solo).

VS. ST. LOUIS (12/24): 5 solo tackles and 1 sack.

- Sacked QB Kellen Clemens for a 6-yard loss in the 3rd quarter.

POSTSEASON:

AFC WILDCARD AT DENVER (1/8): 4 solo tackles.

2010 (PITTSBURGH):

- Played in all 16 games with 9 starts.
- 20 tackles (15 solo), 3 sacks and 1 pass defended.

AT NEW ORLEANS (10/31): 1 assisted tackle.

- Made his 1st NFL start.

VS. CAROLINA (12/23): 2 solo tackles and 1 sack.

- Brought down QB Jimmy Clausen for a 7-yard loss to force a Panthers punt in the 4th quarter.

AT CLEVELAND (1/2): 4 solo tackles and 1 sack.

- Sacked QB Colt McCoy for a 8-yard loss to force a Browns punt.

POSTSEASON:

AFC DIVISIONAL VS. BALTIMORE (1/15): 5 tackles (4 solo) and 1 sack.

- Sacked QB Joe Flacco for a 8-yard loss to force a 4th-and-long late in the 4th quarter.

AFC CHAMPIONSHIP VS. N.Y. JETS (1/23): 4 tackles (3 solo).

SUPER BOWL XLV VS. GREEN BAY (2/6): 1 solo tackle and 1 sack.

- Sacked QB Aaron Rodgers for a 4-yard loss in the 4th quarter.

2009 (PITTSBURGH):

- Played in all 16 games.
- 8 tackles (5 solo), 1 sack, 2 passes defended and 1 fumble recovery.

VS. TENNESSEE (9/10): Played but did not record any stats.

- Made his NFL debut.

VS. BALTIMORE (12/27): 2 solo tackles, 1 sack, 1 pass defended and 1 fumble recovery.

- Recorded his 1st career sack, a 2-yard loss of QB Joe Flacco.

- Recorded his 1st career fumble recovery late in the 4th quarter to end a potential game-winning drive.

BEFORE THE NFL

COLLEGE (MISSOURI):

- 4-year letterman (2005-08) and 2-year starter.

CAREER: Played in 50 games with 35 starts; 170 tackles (98 solo), 15.5 sacks, 5 forced fumbles and 3 fumble recoveries.

- Ended his career ranked 10th on the program's all-time sack list (15.5).

SENIOR (2008): Started all 14 games; 62 tackles (31 solo), 5 sacks and 2 fumble recoveries.

- 1st-team All-Big 12.
- His 5 sacks were 2nd on the team.
- Served as a team captain.

JUNIOR (2007): Started all 14 games; 49 tackles (30 solo), 5 sacks, 3 forced fumbles and 1 fumble recovery.

- Honorable mention All-Big 12.

SOPHOMORE (2006): Played in 10 games with 7 starts; 36 tackles (24 solo), 4 sacks and 2 forced fumbles.

- His 4 sacks were 4th on the team despite missing 3 games due to injury.

TRUE FRESHMAN (2005): Played in all 12 games; 23 tackles (13 solo) and 1.5 sacks.

- Had at least 2 tackles in 8 straight games.

HIGH SCHOOL (PALO DURO HS – AMARILLO, TEXAS)

- Played defensive end and tight end.
- Also threw the shotput and discus in track.

SENIOR (2004): 93 tackles and 13 sacks.

- Scored 3 defensive TDs.
- Named district defensive player of the year.
- 1st-team all-district.

JUNIOR (2003): 76 tackles and 5 sacks.

- Returned 1 interception for a TD.
- 1st-team all-district.

OFF THE FIELD

PERSONAL:

- **MAJOR:** Biology.

ZIGGY HOOD'S NFL REGULAR SEASON STATS


YEAR	TEAM	GP	GS	TACKLES					INTERCEPTIONS					FUMBLES	
				TOT	SOLO	ASST	SK	YDS	INT	YDS	LG	TD	PD	FF	FR
2009	PITTSBURGH	16	0	8	5	3	1.0	2.0	0	0	0	0	2	0	1
2010	PITTSBURGH	16	9	20	15	5	3.0	21.0	0	0	0	0	1	0	0
2011	PITTSBURGH	16	14	31	19	12	1.5	10.5	0	0	0	0	1	0	0
2012	PITTSBURGH	16	16	42	25	17	3.0	1.0	0	0	0	0	3	0	2
2013	PITTSBURGH	16	7	39	26	13	3.0	17.0	0	0	0	0	0	0	1
2014	JACKSONVILLE	16	0	24	17	7	1.0	4.0	0	0	0	0	0	0	1
2015	CHICAGO	2	0	0	0	0	0.0	0.0	0	0	0	0	0	0	0
2016	WASHINGTON	16	14	33	17	16	1.0	8.0	0	0	0	0	3	1	0
2017	WASHINGTON	15	13	25	13	12	0.5	2.5	0	0	0	0	0	0	0
2018	WASHINGTON	5	0	3	2	1	0.0	0.0	0	0	0	0	0	0	0
	MIAMI	1	0	1	0	1	0.0	0.0	0	0	-	0	0	0	0
NFL TOTALS		135	73	226	139	87	14.0	66.0	0	0	0	0	10	1	5

ZIGGY HOOD'S NFL PLAYOFF STATS

YEAR	TEAM	GP	GS	TACKLES					INTERCEPTIONS					FUMBLES	
				TOT	SOLO	ASST	SK	YDS	INT	YDS	LG	TD	PD	FF	FR
2010	PITTSBURGH	3	2	10	8	2	2.0	12.0	0	0	0	0	0	0	0
2011	PITTSBURGH	1	1	4	4	0	0.0	0.0	0	0	0	0	0	0	0
PLAYOFF TOTALS		4	3	14	12	2	2.0	12.0	0	0	0	0	0	0	0

SINGLE-GAME CAREER HIGHS

Tackles: 8 vs. San Diego, 12/9/12
Sacks: 1 15 times, last: at Baltimore, 10/9/16
Passes Defensed: 2 at Cincinnati, 10/21/12
Forced Fumbles: 1 vs. Cleveland, 10/2/16
Fumble Recoveries: 1 5 times, last: at Philadelphia, 9/7/14



25

XAVIEN HOWARD

CORNERBACK // 6-1 // 192 // BAYLOR '16
ACQUIRED: D2, '16
HOMETOWN: HOUSTON, TEXAS // BORN: 7/4/93
NFL: THIRD SEASON // DOLPHINS: THIRD SEASON

NFL CAREER

TRANSACTIONS:

- 2nd-round pick (38th overall) by Miami in the 2016 NFL draft.

CAREER HONORS:

- AFC Defensive Player of the Week (vs. New England, 12/11/17).

CAREER HIGHLIGHTS:

- Played in 32 career games with 31 starts.
- 109 tackles (84 solo), 1 sack, 7 interceptions, 26 passes defended, 1 forced fumble and 1 fumble recovery; 1 interception return for a TD.
- Became 1st player in Dolphins history to have multiple interceptions in consecutive games when he had two interceptions in games vs. Denver on 12/3/17 and vs. New England on 12/11/17.
- Was 1 of just 4 NFL players to post at least 5 passes defended in a game in the 2017 season when he had 5 passes defended vs. Denver on 12/3/17.
- On 12/11/17 vs. New England, he became 1st player to intercept Patriots QB Tom Brady twice in the same game since Indianapolis' Mike Adams on Nov. 16, 2014.

2018 (MIAMI):

- Started 9 games.
- 21 tackles (13 solo), 3 interceptions, 7 passes defended and 1 fumble recovery.

AT N.Y. JETS (9/16): 1 interception and 1 pass defended.

- Intercepted a QB Sam Darnold pass intended for WR Terrelle Pryor in the end zone in the 3rd quarter.

VS. OAKLAND (9/23): 1 solo tackle, 2 interceptions and 3 passes defended.

- Intercepted a QB Derek Carr pass intended for WR Amari Cooper in the 1st quarter.
- Picked off QB Derek Carr in the end zone with 2:59 remaining in the game.

VS. CHICAGO (10/14): 3 solo tackles and 1 fumble recovery.

- Recovered a fumble that was forced by LB Kiko Alonso with 2:00 remaining in the 4th quarter.

2017 (MIAMI):

- Started all 16 games.
- 48 tackles (42 solo), 1 sack, 4 interceptions and 13 passes defended.
- His 4 interceptions were tied for 8th in the AFC and 12th in the NFL.

VS. DENVER (12/3): 1 tackle, 2 interceptions and 5 passes defended.

- Intercepted QB Trevor Siemian and returned it 30 yards for a TD in the 2nd quarter.
- Picked off Siemian again in the 4th quarter.
- It was the first 2 regular-season interceptions of his career.
- Was 1 of just 4 NFL players to post at least 5 passes defended in a game in the 2017 season.

VS. NEW ENGLAND (12/11): 2 interceptions.

- Intercepted QB Tom Brady on 3rd-and-10 in the 1st quarter.
- Picked off Brady again on 3rd-and-16 in the 3rd quarter and returned the ball 29 yards.
- Became 1st player in Dolphins history to have multiple interceptions in consecutive games.
- Became 1st player to intercept Brady twice in the same game since Indianapolis' Mike Adams on Nov. 16, 2014.

AT BUFFALO (12/17): 4 solo tackles and 1 sack.

- Sacked QB Tyrod Taylor for a loss of 11 yards in the 3rd quarter, the first sack of his career.

HONORS:

- AFC Defensive Player of the Week (vs. New England, 12/11).

2016 (MIAMI):

- Played in 7 games with 6 starts.
- Inactive for 9 games.
- 40 tackles (29 solo), 6 passes defended and 1 forced fumble.

AT SEATTLE (9/11): 11 tackles (6 solo).

- Started in his NFL debut.
- Became 1st Dolphins rookie to start Week 1 at cornerback since Sean Smith (2009).
- His 11 tackles were a season high.

VS. CLEVELAND (9/25): 6 solo tackles, 1 pass defended and 1 forced fumble.

- Forced a fumble from WR Ricardo Lewis in the 3rd quarter.

AT N.Y. JETS (12/17): 3 solo tackles and 3 passes defended.

POSTSEASON:

- AFC WILD CARD AT PITTSBURGH (1/8):** 5 tackles (3 solo), 1 interception and 2 passes defended.
- Broke up a pass intended for WR Antonio Brown on 3rd-and-10 in the 4th quarter.
 - Intercepted QB Ben Roethlisberger on 3rd-and-8 and returned it 11 yards in the 4th quarter.
 - Became the 2nd rookie in team history to record an interception in a playoff game (Troy Vincent, 1992).

- and 1 forced fumble.
- Redshirted in 2011.

HIGH SCHOOL (WHEATLEY HS – HOUSTON, TEXAS)

- Played defensive back and quarterback.
 - Also participated in basketball and ran track.
- SENIOR (2011):** 32 solo tackles, 9 interceptions and 33 pass breakups.
- Returned 2 interceptions for TDs.
 - 1st-team all-state

BEFORE THE NFL

COLLEGE (BAYLOR):

- 3-year letterman (2013-15) and 2-year starter.
- CAREER:** Played in 39 games with 26 starts; 98 tackles (84 solo), 1.5 sacks, 10 interceptions, 33 passes defended, 1 forced fumble and 1 fumble recovery.
- Part of the most successful 4-year span in school history, winning two conference titles (2013-14), two bowl games and compiling 40 wins.

JUNIOR (2015): Started all 13 games; 42 tackles (37 solo), 5 interceptions, 15 passes defended and 1 fumble recovery.

- His 5 interceptions led the team
 - Consensus 1st-team All-Big 12.
- SOPHOMORE (2014):** Started all 13 games; 51 tackles (42 solo), 1.5 sacks, 4 interceptions and 13 passes defended.
- His 17 passes defended were 2nd in the Big 12 and 11th nationally.
 - His 4 interceptions were tied for 3rd in the Big 12.
 - Honorable mention All-Big 12.

REDSHIRT FRESHMAN (2013): Played all 13 games; 5 solo tackles, 1 interception, 1 pass defended

OFF THE FIELD

COMMUNITY:

- Cheered on participants at the 7th annual Dolphins Cancer Challenge in February 2017.
- Helped surprise 100 underprivileged children with their own beds from Ashley HomeStore in 2017.
- Annually participates in the AARP Foundation Million Meal Pack to pack more than 1 million meals in a single day for older adults in the South Florida community.
- Helped spearhead a clothing and food drive for Hurricane Harvey victims in his hometown of Houston.
- Hosted a youth football camp in his hometown in 2018.

PERSONAL:

- Has 2 daughters.
- **PRONUNCIATION:** First name is pronounced EX-ay-vee-n.
- **MAJOR:** Health, kinesiology and leisure studies.

XAVIEN HOWARD'S NFL REGULAR SEASON STATS

YEAR	TEAM	GP	GS	TACKLES					INTERCEPTIONS					FUMBLES	
				TOT	SOLO	ASST	SK	YDS	INT	YDS	LG	TD	PD	FF	FR
2016	MIAMI	7	6	40	29	11	0.0	0.0	0	0	0	0	6	1	0
2017	MIAMI	16	16	48	42	6	1.0	11.0	4	71	30t	1	13	0	0
2018	MIAMI	9	9	21	13	8	0.0	0.0	3	39	39	0	7	0	1
NFL TOTALS		32	31	109	84	25	1.0	11.0	7	110	39	1	26	1	1

XAVIEN HOWARD'S NFL PLAYOFF STATS

YEAR	TEAM	GP	GS	TACKLES					INTERCEPTIONS					FUMBLES	
				TOT	SOLO	ASST	SK	YDS	INT	YDS	LG	TD	PD	FF	FR
2016	MIAMI	1	1	5	3	2	0.0	0.0	1	11	11	0	2	0	0
NFL TOTALS		1	1	5	3	2	0.0	0.0	1	11	11	0	2	0	0

SINGLE-GAME CAREER HIGHS

- Tackles:** 11 at Seattle, 9/11/16
Sacks: 1 at Buffalo, 12/17/17
Interceptions: 2 3 times, last: vs. Oakland, 9/23/18
Passes Defended: 5 vs. Denver, 12/3/17
Fumble Recovery 1 vs. Chicago, 10/14/18
Forced Fumbles: 1 vs. Cleveland, 9/25/16



45

MIKE HULL

LINEBACKER // 6-0 // 235 // PENN STATE '15
ACQUIRED: FA, '15
HOMETOWN: CANONSBURG, PA. // BORN: 5/25/91
NFL: THIRD SEASON // DOLPHINS: THIRD SEASON

NFL CAREER

TRANSACTIONS:

- Promoted from Miami's practice squad on Jan. 2, 2016.
- Signed to Miami's practice squad on Dec. 1, 2015.
- Waived by Miami on Nov. 28, 2015.
- Promoted from Miami's practice squad on Nov. 14, 2015.
- Signed to Miami's practice squad on Sept. 6, 2015.
- Waived by Miami on Sept. 5, 2015.
- Signed by Miami as an undrafted college free agent on May 8, 2015.

CAREER HIGHLIGHTS:

- Played in 36 career games with 4 starts.
- 42 tackles (27 solo), 1 interception, 1 pass defended and 1 fumble recovery.
- 27 special teams tackles (19 solo).
- Has played in 33 consecutive games.
- Finished 3rd in the NFL with 18 special teams tackles in 2016.

2018 (MIAMI):

- Played in 1 game.
- Missed 8 games after being placed on injured reserve on Sept. 3 and activated on Oct. 31.

VS. N.Y. JETS (11/4): Appeared on special teams.

2017 (MIAMI):

- Played in all 16 games with 3 starts.
- 26 tackles (19 solo) and 1 fumble recovery.
- 9 special teams tackles (8 solo).
- His 9 special teams tackles were tied for 2nd on the team.

AT L.A. CHARGERS (9/17): 10 tackles (7 solo).

- Started the season opener.
- His 10 tackles led the team.

AT N.Y. JETS (9/24): 6 tackles (2 solo) and 1 fumble recovery.

- Recovered an RB Elijah McGuire fumble at the 50-yard line in the 4th quarter.

VS. BUFFALO (12/31): 5 solo tackles.

2016 (MIAMI):

- Played in all 16 games with 1 start.
- 15 tackles (7 solo), 1 interception and 1 pass

defended.

- 18 special teams tackles (11 solo).
 - His 18 special teams tackles were 3rd in the NFL.
- VS. SAN FRANCISCO (11/27):** 4 special teams tackles.

AT BALTIMORE (12/4): 4 tackles (3 solo).

VS. ARIZONA (12/11): 8 tackles (2 solo), 1 interception and 1 pass defended.

- Made his first NFL start.
- Intercepted QB Carson Palmer, returning the ball 8 yards in the 1st quarter.

POSTSEASON:

AFC WILD CARD AT PITTSBURGH (1/8): 1 special teams tackle.

2015 (MIAMI):

- Played in 3 games.
- Promoted from Miami's practice squad on Jan. 2, 2016.
- Spent most of the season on Miami's practice squad.
- 1 solo tackle.

AT PHILADELPHIA (11/15): 1 solo tackle.

- Made his NFL debut.

BEFORE THE NFL

COLLEGE (PENN STATE):

- 4-year letterman (2011-14) and 2-year starter.

CAREER: Played in 48 games; 294 tackles (159 solo), 6.5 sacks, 2 interceptions, 13 passes defended, 2 forced fumbles and 1 fumble recovery; 2 blocked kicks and 1 punt return for 14 yards.

- His 294 career tackles were 6th on the school's career tackles list when he left.

SENIOR (2014): Started all 13 games; 140 tackles (75 solo), 2 sacks, 1 interception, 4 passes defended and 1 forced fumble.

- His 140 tackles led the Big Ten.
- Team co-captain.
- 2nd-team All-American.
- Big Ten Butkus-Fitzgerald Linebacker of the Year.
- 1st-team All-Big Ten.

JUNIOR (2013): Played in 10 games with 8 starts; 78 tackles (44 solo), 0.5 sacks, 2 passes defended and 1 forced fumble.

SOPHOMORE (2012): Played in all 12 games with 1 start; 58 tackles (34 solo), 4 sacks, 1 interception, 5 passes defended, 1 fumble recovery; 1 blocked punt and 1 punt return for 14 yards.

- Played on all 4 punt and kickoff units.

REDSHIRT FRESHMAN (2011): Played in all 13 games; 18 tackles (6 solo) and 2 passes defended; 1 blocked kick.

- Redshirted in 2010.

HIGH SCHOOL (CANON-McMILLAN HS – CANONSBURG, PA.)

- Played linebacker and running back.
- Also was a 3-year letterman and team captain in baseball, a 2-year letterman and team captain in wrestling and a member of the track and field team for 1 year.

SENIOR (2009): 97 tackles; 443 rushing yards and 7 TDs.

JUNIOR (2008): Rushed for more than 1,300 yards.

- Led the district in rushing.

OFF THE FIELD

COMMUNITY:

- Visited military troops overseas with the Armed Forces Entertainment group in 2018.

PERSONAL:

- Father, Tom Hull (1971-73), and uncle, John Hull (1970-71), were Penn State football letterman.
- Father, Tom Hull, was drafted by San Francisco and played for the 49ers (1974) and Green Bay (1975).
- Participated in the 2017 Miami Dolphins Business Combine.
- Enjoys fly fishing.
- **MAJOR:** Finance.

MIKE HULL'S NFL REGULAR SEASON STATS

YEAR	TEAM	GP	GS	TACKLES					INTERCEPTIONS					FUMBLES		
				TOT	SOLO	ASST	SK	YDS	INT	YDS	LG	TD	PD	FF	FR	
2015	MIAMI	3	0	1	1	0	0.0	0.0	0	0	0	0	0	0	0	0
2016	MIAMI	16	1	15	7	8	0.0	0.0	1	8	8	0	1	0	0	0
2017	MIAMI	16	3	26	19	7	0.0	0.0	0	0	0	0	0	0	0	1
2018	MIAMI	1	0	0	0	0	0.0	0.0	0	0	0	0	0	0	0	0
NFL TOTALS		36	4	42	27	15	0.0	0.0	1	8	8	0	1	0	0	1

MIKE HULL'S NFL PLAYOFF STATS


YEAR	TEAM	GP	GS	TACKLES					INTERCEPTIONS					FUMBLES		
				TOT	SOLO	ASST	SK	YDS	INT	YDS	LG	TD	PD	FF	FR	
2016	MIAMI	1	0	0	0	0	0.0	0.0	0	0	0	0	0	0	0	0
NFL TOTALS		1	0	0	0	0	0.0	0.0	0	0	0	0	0	0	0	0

ADDITIONAL STATS

Special Teams Tackles: 18 in 2016 and 9 in 2017 for total of 27.

SINGLE-GAME CAREER HIGHS

Tackles: 10 at L.A. Chargers, 9/17/17
Special Teams Tackles: 4 vs. San Francisco, 11/27/16
Tackles:
Passes Defended: 1 vs. Arizona, 12/11/16
Fumble Recoveries: 1 at N.Y. Jets, 9/24/17



70

JA'WAN JAMES

TACKLE // 6-6 // 312 // TENNESSEE '14
ACQUIRED: D1, '14
HOMETOWN: SUWANEE, GA. // BORN: 6/3/92
NFL: FIFTH SEASON // DOLPHINS: FIFTH SEASON

NFL CAREER

TRANSACTIONS:

- 1st-round pick (19th overall) by Miami in the 2014 NFL draft.

CAREER HIGHLIGHTS:

- Started 56 games.
- Became the 8th rookie offensive lineman in team history to start all 16 games in a season when he did so in 2014.

2018 (MIAMI):

- Started 9 games.

AT N.Y. JETS (9/16):

- Protected QB Ryan Tannehill, who completed 17-of-23 passes (73.9 pct.) for 168 yards and 2 TDs.
- Blocked for a running game that had 31 carries for 135 yards (4.4 avg.) and 1 TD.

VS. OAKLAND (9/23):

- Protected QB Ryan Tannehill, who completed 17-of-23 passes (73.9 pct.) for 289 yards and 3 TDs.

VS. CHICAGO (10/14):

- Protected QB Brock Osweiler, who completed 28-of-44 passes (63.6 pct.) for 380 yards and 3 TDs.
- Blocked for a running game that had 31 carries for 161 yards (5.2 avg.).

2017 (MIAMI):

- Started 8 games at right tackle.
- Missed 8 games after being placed on injured reserve on Nov. 11.

AT L.A. CHARGERS (9/17):

- Blocked for RB Jay Ajayi, who rushed for 122 yards, snapping the Chargers' streak of 17 straight games without allowing a 100-yard rusher.

AT ATLANTA (10/15):

- Protected QB Jay Cutler, who completed 19-of-33 passes (57.6 pct.) for 151 yards and 2 TDs.
- The o-line did not give up a sack.
- RB Jay Ajayi rushed for 130 yards.

VS. N.Y. JETS (10/22):

- Helped QB Matt Moore engineer the 5th 4th-quarter comeback of his career as Miami QBs combined to pass for 326 yards and 4 TDs.

2016 (MIAMI):

- Started all 16 games at right tackle.
- Helped RB Jay Ajayi eclipse the 1,000-yard mark (1,272 rushing yards) for the 1st time in his career.
- Ajayi's 1,272 rushing yards were 3rd in Dolphins history.

VS. PITTSBURGH (10/16):

- Blocked for RB Jay Ajayi, who rushed for 204 yards for his first 100-yard effort.

VS. BUFFALO (10/23):

- Helped RB Jay Ajayi rush for 214 yards, his 2nd straight 200-yard game.

AT BUFFALO (12/24):

- Blocked for RB Jay Ajayi's 3rd 200-yard effort of the season, as he rushed 32 times for 206 yards in the victory.

POSTSEASON:

AFC WILD CARD AT PITTSBURGH (1/8):

- Started at right tackle.

2015 (MIAMI):

- Started 7 games at right tackle.
- Inactive for 9 games.
- Helped QB Ryan Tannehill throw for 4,208 yards, the 9th-best mark in the NFL.
- Allowed just 1.5 sacks on the season.

2014 (MIAMI):

- Started all 16 games.
- Started 9 games at right tackle and 7 at left tackle.
- Became the 8th rookie offensive lineman in team history to start all 16 games in a season.
- Helped RB Lamar Miller top the 1,000-yard mark (1,099 rushing yards.) for the 1st time in his career.
- Protected QB Ryan Tannehill as he threw for 4,045 passing yards, the most by a Dolphins QB since 1994 (Dan Marino, 4,453).
- The offense had a 1,000-yard rusher and 4,000-yard passer in the same season for the 1st time.

HONORS:

- NFL.com's Midseason All-Rookie Team.

BEFORE THE NFL

COLLEGE (TENNESSEE):

- 4-year starter (2010-13).

CAREER:

- Started all 49 games at right tackle.
- His 49 starts were the most in school history by an offensive lineman.

SENIOR (2013): Started all 12 games at right tackle.

- All-American honorable mention.
- 2nd-team All-SEC.
- Team captain.

JUNIOR (2012): Started all 12 games at right tackle.

- 1st-team All-SEC.

SOPHOMORE (2011): Started all 12 games at right tackle.

- 2nd-team All-SEC.

TRUE FRESHMAN (2010): Started all 13 games at right tackle.

- SEC All-Freshman Team.

HIGH SCHOOL (NORTH GWINNETT HS – SUWANEE, GA.)

SENIOR (2009): Helped his team to the state quarterfinals.

OFF THE FIELD

COMMUNITY:

- Participated in the Miami Dolphins “All-Community Team” program under the group name “Ja’Wuan’s Zone Blockers,” and purchased tickets, food vouchers, T-shirts and parking to each of the team’s regular season home games and donated them to a charitable organization.

PERSONAL:

- Participated in the Stephen Ross externship at Hard Rock Stadium during the 2017 offseason.
- Named after former NBA player and current Miami Heat assistant coach Juwan Howard.
- **PRONUNCIATION:** First name is pronounced JUH-wan.
- **MAJOR:** Arts and sciences.

JA’WUAN JAMES’ NFL REGULAR SEASON STATS


GAMES/STARTS: 2014: 16/16, 2015: 7/7, 2016: 16/16, 2017: 8/8, 2018: 9/9

NFL TOTALS: 56/56

JA’WUAN JAMES’ NFL PLAYOFF STATS

GAMES/STARTS: 2016: 1/1

PLAYOFF TOTALS: 1/1



73

WESLEY JOHNSON

TACKLE // 6-5 // 309 // VANDERBILT '14

ACQUIRED: FA, '18

HOMETOWN: NASHVILLE, TENN. // BORN: 1/9/91

NFL: FIFTH SEASON // DOLPHINS: FIRST SEASON

NFL CAREER

TRANSACTIONS:

- Signed by Miami on Oct. 3, 2018.
- Released by Detroit on Sept. 1, 2018.
- Signed by Detroit as an unrestricted free agent from the N.Y. Jets on March 29, 2018.
- Promoted from the N.Y. Jets practice squad on Oct. 28, 2015.
- Signed to the N.Y. Jets practice squad on Sept. 6, 2015.
- Waived by the N.Y. Jets on Sept. 5, 2015.
- Awarded off waivers to the N.Y. Jets on Oct. 13, 2014.
- Waived by Pittsburgh on Oct. 11, 2014.
- 5th-round pick (173rd overall) by Pittsburgh in the 2014 NFL draft.

CAREER HIGHLIGHTS:

- Played in 45 career games with 24 starts.
- 1 reception for -5 yards.

2018 (DETROIT/MIAMI):

- Played in 4 games for Miami.
- Inactive for 1 game for Miami.
- Signed by Miami on Oct. 3.
- Released by Detroit on Sept. 1.
- Spent the offseason and training camp with Detroit.

VS. CHICAGO (10/14): Appeared on special teams.

VS. DETROIT (10/21): Played 3 offensive snaps.

AT HOUSTON (10/25): Played 22 offensive snaps.

2017 (N.Y. JETS):

- Started 15 games.
- Dressed but did not play in 1 game.

VS. JACKSONVILLE (10/1): Started at center.

- Blocked for RB Bilal Powell, who rushed for 163 yards, the most by a Jets player since 2014.

VS. NEW ENGLAND (10/15): Started at center.

- Protected QB Josh McCown, who completed 31-of-47 passes (66.0 pct.) for a season-high 354 yards and 2 TDs.

VS. BUFFALO (11/2): Started at center.

- Blocked for RB Matt Forte, who rushed for 77 yards and 2 TDs and RB Bilal Powell, who rushed for 74 yards.

2016 (N.Y. JETS):

- Played in all 16 games with 8 starts.
- Allowed just 1 sack in 16 games and none in his 8 starts.
- Committed just 1 penalty.

AT BUFFALO (9/15): Played 46 snaps at center.

- Protected QB Ryan Fitzpatrick, who completed 24-of-34 passes (70.6 pct.) for 374 yards and 1 TD.

AT CLEVELAND (10/30): Started at center.

- Blocked for RB Matt Forte, who rushed for 82 yards and 2 TDs.

AT SAN FRANCISCO (12/11): Started at center.

- Blocked for RB Bilal Powell, who rushed for a season-high 145 yards and 2 TDs.

2015 (N.Y. JETS):

- Played in 10 games with 1 start.
- Spent the 1st 6 weeks on the N.Y. Jets practice squad.
- Allowed 0.5 sacks and committed just 1 penalty in his 10 games.

AT OAKLAND (10/1): Started at center.

- Made his NFL debut and 1st career start.

2014 (N.Y. JETS/PITTSBURGH):

- Inactive for 10 games with the N.Y. Jets.
- Awarded off waivers to the N.Y. Jets on Oct. 13.
- Waived by Pittsburgh on Oct. 11.
- Inactive for 6 games with Pittsburgh.
- Spent the offseason and training camp with Pittsburgh.

BEFORE THE NFL

COLLEGE (VANDERBILT):

- 4-year starter (2010-13).

CAREER: Started 51 games on the offensive line.

- His 51 consecutive starts were the most in Vanderbilt football history and ranked as the longest active games started streak in the SEC during that span.

SENIOR (2013): Started all 13 games at left tackle.

- Helped the offense average 139.0 rushing yards and 366.5 total yards per game.
- 1st-team All-SEC.
- Team captain.

JUNIOR (2012): Started all 13 games – 10 at left tackle and 3 at right tackle.

- All-SEC Honorable Mention.
- Blocked for a rushing unit that averaged 166.0 yards per game.

- Team captain.

SOPHOMORE (2011): Started all 13 games – 7 at center, 4 at left tackle and 2 at left guard.

- Helped RB Zac Stacy set the single-season school record for rushing yards (1,193).

REDSHIRT FRESHMAN (2010): Started all 12 games at left tackle.

- SEC All-Freshman team.
- Redshirted in 2009.

HIGH SCHOOL (MONTGOMERY BELL ACADEMY – NASHVILLE, TENN.)

- Lettered in football, wrestling and track and field.

SENIOR (2008):

- Unanimous 1st-team all-state.
- Finalist for Division 2 Lineman of the Year.

JUNIOR (2007):

- 1st-team all-state.
- Helped lead team to a 13-0 record and state championship.

WESLEY JOHNSON'S NFL REGULAR SEASON STATS

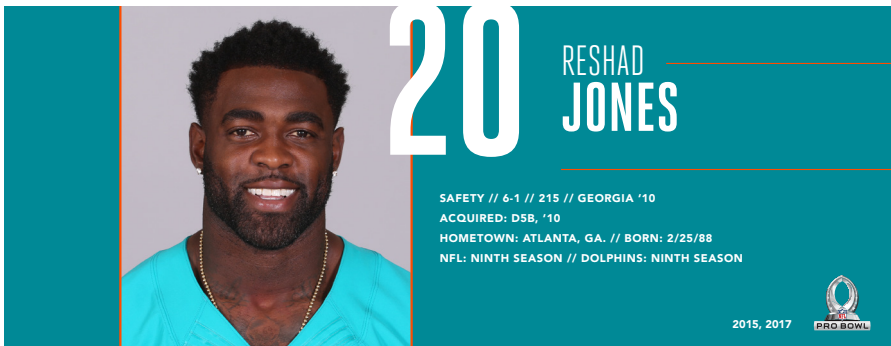
GAMES/STARTS: (N.Y. Jets) 2015: 10/1, 2016: 16/8, 2017: 15/15, (Miami) 2018: 4/0

NFL TOTALS: 45/24

ADDITIONAL STATS

Miscellaneous Tackles: 3 in 2016.

Receiving: 1 for -5 yards in 2015.



NFL CAREER

TRANSACTIONS:

- 5th-round pick (163rd overall) by Miami in the 2010 NFL draft.

CAREER HONORS:

- 2017 Pro Bowl selection.
- Ike Taylor's Defensive Back of the Week (vs. Pittsburgh, 10/16/16).
- 2015 Pro Bowl selection.
- Co-recipient of the 2015 Dan Marino Team MVP Award (WR Jarvis Landry).
- No. 64 on the NFL Network Top 100 list in 2015.
- Peter King (MMQB) Defensive Player of the Week (vs. San Diego, 11/2/14).

CAREER HIGHLIGHTS:

- Played in 117 career games with 103 starts.
- 699 tackles (540 solo), 10.5 sacks, 20 interceptions, 50 passes defended, 3 forced fumbles and 7 fumble recoveries; 3 interception returns for TDs; 2 fumble returns for TDs.
- 13 special teams tackles (11 solo).
- His 5 defensive TDs are the 2nd-most in Dolphins history:

MOST DEFENSIVE TOUCHDOWNS IN DOLPHINS HISTORY		
PLAYER	YEARS	DEF. TDs
1. Jason Taylor	1997-2007; 2009; 2011	9
2. RESHAD JONES*	2010-18	5
3. Dick Anderson	1968-77	4
Terrell Buckley	1995-99; 2003	4
Zach Thomas	1996-2007	4

* active

- His 10.5 career sacks are 2nd in team history for most sacks among defensive backs:

MOST CAREER SACKS BY A DOLPHINS DEFENSIVE BACK		
PLAYER	YEARS	SACKS
1. Yeremiah Bell	2004-11	11.0
2. RESHAD JONES*	2010-18	10.5
3. Patrick Surtain	1998-2004	6.5
4. Liffort Hobley	1987-93	6.0
5. Jerry Wilson	1996-2000	5.5

* active

- His 122 tackles in 2017 led all NFL safeties and ranked No. 6 in the AFC and No. 12 in the NFL among all players:

2017 NFL TACKLE LEADERS (SAFETIES)

PLAYER	TEAM	TOTAL	SOLO	ASST
1. RESHAD JONES	MIAMI	122	94	28
2. Keanu Neal	Atlanta	113	81	32
3. Landon Collins	N.Y. Giants	99	74	25
4. Jahleel Addae	L.A. Chargers	96	66	30
5. Matthias Farley	Indianapolis	95	58	37
Jordan Poyer	Buffalo	95	63	32

- Was the only NFL player to have 2 fumble recoveries for TDs in 2017.
- Voted by teammates to be a season-long captain in 2016.
- His 135 tackles led all NFL defensive backs in 2015:

2015 NFL TACKLE LEADERS (DEFENSIVE BACKS)				
PLAYER	TEAM	TOTAL	SOLO	ASST
1. RESHAD JONES	MIAMI	135	106	29
2. Corey Graham	Buffalo	122	91	31
3. Mark Barron	St. Louis	113	76	37
Barry Church	Dallas	113	75	38
5. Deone Bucannon	Arizona	109	90	19

- Became 1st player in team history to record at least 100 tackles, 4 interceptions and 2 sacks in a season when he did so in 2015.
- His 5 interceptions in 2015 were the most by a Dolphins safety in a single season since 2002 (Brock Marion).
- Became the 1st player in team history to record an interception for a TD in consecutive games (at Tennessee, 10/18/15 and vs. Houston, 10/25/15).

2018 (MIAMI):

- Started 7 games.
- Inactive for 2 games.
- 35 tackles (26 solo), 2 interceptions and 5 passes defended.

VS. TENNESSEE (9/9):

- 7 tackles (4 solo), 2 interceptions and 2 passes defended.
- Intercepted QB Marcus Mariota and returned it 26 yards in the third quarter.
- Picked off QB Blaine Gabbert on third-and-4, returning it 54 yards in the fourth quarter.
- It was the 1st multi-interception game by a Dolphins safety since Sammy Knight (12/20/04 vs. NE).

AT CINCINNATI (10/7):

- 8 tackles (7 solo) and two passes defended.
- Tipped a QB Andy Dalton pass that was

intercepted by LB Kiko Alonso in the 1st quarter.

VS. CHICAGO (10/14): 5 tackles (4 solo) and 1 pass defended.

2017 (MIAMI):

- Started all 16 games.
- 122 tackles (94 solo), 1.5 sacks, 2 interceptions, 5 passes defended and 3 fumble recoveries; 2 fumble recovery TDs.
- His 122 tackles led all NFL safeties and ranked No. 6 in the AFC and No. 12 in the NFL among all players.
- Was the only NFL player to have 2 fumble recoveries for TDs.

VS. TENNESSEE (10/8): 7 tackles (6 solo), 0.5 sacks and 2 fumble recoveries.

- Recovered a QB Matt Cassel fumble that was forced by LB Kiko Alonso and returned it 38 yards for a TD to put Miami up 10-0 in the 1st quarter.
- It was his 1st career fumble recovery for a TD.
- Also recovered a RB DeMarco Murray fumble that was forced by DT Davon Godchaux in the 1st quarter.
- Split a sack with DE Cameron Wake for a loss of 9 yards on 3rd-and-9, forcing Tennessee to punt in the 3rd quarter.

AT ATLANTA (10/15): 7 tackles (5 solo), 1 interception and 1 pass defended.

- Intercepted a QB Matt Ryan pass intended for TE Austin Hooper with 47 seconds remaining to seal the game for Miami.
- Also served as a game captain.

AT NEW ENGLAND (11/26): 13 tackles (10 solo) and 1 fumble recovery.

- Returned a fumble 14 yards for a 2nd quarter TD after a premature snap by the Patriots.
- It was the 5th defensive TD of Jones' career and his 2nd of the season.

PRO BOWL:

- Selected to start the Pro Bowl for the 2nd time in his career.
- Extended the team's streak to 20 consecutive seasons with a defensive player selected.
- Became the 4th Dolphins safety to earn multiple Pro Bowl selections, joining Jake Scott (5 times; 1971-75), Dick Anderson (3; 1972-74) and Brock Marion (3; 2000, 2003-04).

2016 (MIAMI):

- Started 6 games.
- Missed 10 games after being placed on injured reserve on Oct. 19.
- 51 tackles (31 solo), 0.5 sacks, 1 interception and 4 passes defended.
- Voted by teammates to be a season-long captain.

AT SEATTLE (9/11): 12 tackles (6 solo) and 1 pass defended.

VS. CLEVELAND (9/25): 10 tackles (9 solo), 0.5 sacks and 1 pass defended.

- Split a sack of QB Cody Kessler with DT Ndamukong Suh for a loss of 0.5 yards.

VS. PITTSBURGH (10/16): 5 tackles (4 solo), 1 interception and 1 pass defended.

- Intercepted a QB Ben Roethlisberger pass, returning it 17 yards.

HONORS:

- Ike Taylor's Defensive Back of the Week (vs. Pittsburgh, 10/16)

2015 (MIAMI):

- Started all 16 games.
- 135 tackles (106 solo), 2 sacks, 5 interceptions, 10 passes defended and 1 fumble recovery; 2 interception returns for TDs.
- Became 1st player in team history to record at least 100 tackles, 4 interceptions and 2 sacks in a season.
- His 5 interceptions were the most by a Dolphins safety in a single season since 2002 (Brock Marion).
- His 135 tackles led all NFL defensive backs.
- Became the 1st player in team history to record an interception for a TD in consecutive games (at Tennessee, 10/18 and vs. Houston, 10/25).

AT JACKSONVILLE (9/20): 11 tackles (8 solo).

- Along with LB Jelani Jenkins, recorded double-digit tackles for the 2nd consecutive week, which marked the 1st time a Dolphins player recorded double-digit tackles in the first 2 weeks of the season since LB Zach Thomas in 2007.

AT TENNESSEE (10/18): 8 tackles (5 solo) and 1 interception.

- His 30-yard interception return for a TD in the 3rd quarter was the 2nd score of his NFL career.

VS. HOUSTON (10/25): 8 solo tackles and 1 interception.

- Returned an interception of QB Brian Hoyer 23 yards for a TD in the 2nd quarter.
- Became 1st player in team history to record an interception return for a TD in consecutive games.

PRO BOWL:

- Earned his 1st Pro Bowl selection and was chosen to start the game.
- Joined CB Brent Grimes on the roster and marked the 1st time since following the 2003 season (CB Patrick Surtain and S Brock Marion) the Dolphins had two defensive backs selected to the Pro Bowl in the same season.
- Became the 1st Dolphins safety to earn a Pro Bowl selection since S Jeremiah Bell following the 2009 season.
- Became the 6th safety in team history to go to the Pro Bowl.

HONORS:

- Co-recipient of the Dan Marino Team MVP Award (WR Jarvis Landry).
- No. 64 on the NFL Network Top 100 list.

2014 (MIAMI):

- Started 12 games.
- Missed the first 4 games due to suspension.
- 79 tackles (70 solo), 7 passes defended, 3 interceptions, 1 sack and 1 forced fumble.

AT CHICAGO (10/19): 7 solo tackles, 1 interception and 2 passes defended.

- Intercepted QB Jay Cutler and returned it 50 yards in the 2nd quarter.

VS. SAN DIEGO (11/2): 5 solo tackles and 1 interception.

- Intercepted QB Philip Rivers and returned it 16 yards in the 2nd quarter.

AT N.Y. JETS (12/1): 10 tackles (9 solo) and 1 interception.

- Intercepted QB Geno Smith near midfield to end a Jets comeback attempt on their final snap of the game.

HONORS:

- Peter King (MMQB) Defensive Player of the Week (vs. San Diego, 11/2).

2013 (MIAMI):

- Started all 16 games.
- 107 tackles (84 solo), 1.5 sacks, 1 interception and 4 passes defended; 1 interception return for a TD.

AT INDIANAPOLIS (9/15): 9 tackles (6 solo) and 0.5 sacks.

VS. BALTIMORE (10/6): 3 solo tackles and 1 interception.

- Intercepted QB Joe Flacco and returned it 25 yards for the 1st TD of his career.
- It was the 1st interception return for a TD by a Dolphins safety since Brock Marion on Jan. 6, 2002.

VS. BUFFALO (10/20): 10 tackles (9 solo) and 1 sack.

2012 (MIAMI):

- Started all 16 games.
- 95 tackles (74 solo), 1 sack, 4 interceptions, 9 passes defended, 2 forced fumbles and 2 fumble recoveries.

VS. OAKLAND (9/18): 3 solo tackles and 1 interception.

- Intercepted QB Carson Palmer and returned it 8 yards.

AT CINCINNATI (10/7): 7 tackles (3 solo) and 1 interception.

- Intercepted QB Andy Dalton at midfield with 1:30 left in the game to secure the win.

VS. BUFFALO (12/23): 2 solo tackles, 1 interception and 2 fumble recoveries.

- Recovered a WR Steve Johnson fumble and returned it 24 yards, which led to a Dolphins TD in the 1st quarter.
- Recovered a fumble by QB Ryan Fitzpatrick in the 3rd quarter.
- Intercepted QB Ryan Fitzpatrick on Buffalo's final snap of the game, sealing the victory.

2011 (MIAMI):

- Played in 15 games with 12 starts.
- Inactive for 1 game.
- 62 tackles (45 solo), 2 sacks, 1 interception and 4 passes defended.
- 5 special teams tackles (4 solo).

VS. NEW ENGLAND (9/12): 12 tackles (8 solo) and 1 pass defended.

- Led the team in tackles.

VS. HOUSTON (9/18): 6 tackles (4 solo) and 1 sack.

- Sacked QB Matt Schaub for a 10-yard loss.

AT BUFFALO (12/18): 5 tackles (4 solo) and 1 interception.

- Intercepted QB Ryan Fitzpatrick and returned it 1 yard.

2010 (MIAMI):

- Played in 13 games with 2 starts.
- Inactive for 3 games.
- 14 tackles (11 solo), 1 sack, 1 interception and 2 passes defended.
- 7 solo special teams tackles and 1 special teams fumble recovery.

AT BUFFALO (9/12): Played but did not record any stats.

- Made his NFL debut.

VS. TENNESSEE (10/14): 2 solo tackles, 1 sack and 1 interception.

- Sacked QB Vince Young for a 10-yard loss for his 1st career sack.

- Reeled in his 1st career interception when he picked off Young in the end zone for a touchback with 3:28 left to seal the victory.

VS. CHICAGO (11/18): 5 tackles (4 solo).

- Made his 1st NFL start.

BEFORE THE NFL

COLLEGE (GEORGIA):

- 3-year letterman (2007-09) and 2-year starter.

CAREER: Played in 39 games with 27 starts; 206 tackles (129 solo), 11 interceptions and 22 passes defended.

- Became the 8th player in school history since 1950 to lead the team in interceptions in consecutive seasons.

JUNIOR (2009): Started all 13 games; 73 tackles (44 solo), 4 interceptions, 11 passes defended and 1 forced fumble.

- His 4 interceptions led the team.
- 2nd-team All-SEC.
- Won school's Most Improved Player Award.

SOPHOMORE (2008): Played in all 13 games with 12 starts; 76 tackles (45 solo), 5 interceptions, 8 passes defended and 1 fumble recovery; 2 punt returns for 38 yards (19.0 avg.)

- His 5 interceptions led the team and were tied for 4th in the SEC.
- 2nd-team All-SEC.
- 2nd-team Sophomore All-American.
- Won school's Most Improved Defensive Back Award.

REDSHIRT FRESHMAN (2007): Played in all 13 games with 2 starts; 57 tackles (40 solo), 2 interceptions and 3 passes defended.

- Won the school's Most Improved Defensive Back Award.
- Redshirted in 2006.

HIGH SCHOOL (BOOKER T. WASHINGTON HS – ATLANTA, GA.)

- Played safety, running back and wide receiver.
- Also lettered in track and basketball.

SENIOR (2005): 82 tackles and 2 interceptions; Scored 15 TDs on offense.

- All-state.
- Georgia Defensive Player of the Year.

JUNIOR (2004): 71 tackles and 10 interceptions.

OFF THE FIELD

COMMUNITY:

- Participated in numerous team events, such as the Miami Dolphins Foundation Fishing Tournament, Kids and Fins Publix Shopping Spree, and taking local students to Dave & Buster's.
- Purchased game tickets and donated them to local charities.

- Donated money to help purchase toys and meals for families for the holidays.
- Participated in the Dolphins Cancer Challenge Celebrity Golf Tournament in April 2017.

PERSONAL:

- Participated in the 3-day Stephen Ross externship in New York in July 2016.
- **MAJOR:** Housing.

RESHAD JONES' NFL REGULAR SEASON STATS

YEAR	TEAM	GP	GS	TACKLES					INTERCEPTIONS					FUMBLES	
				TOT	SOLO	ASST	SK	YDS	INT	YDS	LG	TD	PD	FF	FR
2010	MIAMI	13	2	14	11	3	1.0	10.0	1	0	0	0	2	0	1
2011	MIAMI	15	12	62	45	17	2.0	14.0	1	1	1	0	4	0	0
2012	MIAMI	16	16	94	73	21	1.0	5.0	4	28	15	0	9	2	2
2013	MIAMI	16	16	107	84	23	1.5	9.0	1	25	25t	1	4	0	0
2014	MIAMI	12	12	79	70	9	1.0	8.0	3	62	50	0	7	1	0
2015	MIAMI	16	16	135	106	29	2.0	13.0	5	104	42	2	10	0	1
2016	MIAMI	6	6	51	31	20	0.5	0.5	1	17	17	0	4	0	0
2017	MIAMI	16	16	122	94	28	1.5	4.5	2	15	15	0	5	0	3
2018	MIAMI	7	7	35	26	9	0.0	0.0	2	80	54	0	5	0	0
NFL TOTALS		117	103	699	540	159	10.5	64.0	20	332	54	3	50	3	7

ADDITIONAL STATS

Special Teams Tackles: 7 in 2010, 5 in 2011, 1 in 2014 for total of 13.

Punt Returns: 1 for 0 yards in 2012.

Kickoff Returns: 2 for 43 yards in 2015.

Defensive Touchdowns: 25-yard interception return vs. Baltimore (10/6/13); 30-yard interception return at Tennessee (10/18/15); 23-yard interception return vs. Houston (10/25/15); 39-yard fumble return vs. Tennessee (10/8/17); 14-yard fumble return at New England (11/26/17) for total of 5.

SINGLE-GAME CAREER HIGHS

Tackles:	15	at Kansas City, 12/24/16
Sacks:	1	9 times, last: vs. Buffalo, 12/31/17
Interceptions:	2	vs. Tennessee, 9/9/18
Passes Defended:	2	6 times, last: at Cincinnati, 10/7/18
Forced Fumbles:	1	3 times, last: vs. N.Y. Jets, 12/28/14
Fumble Recoveries:	2	twice, last: vs. Tennessee, 10/18/17



62 TED LARSEN

CENTER/GUARD // 6-3 // 323 // NC STATE '10
ACQUIRED: UFA, '17 (CHI.)
HOMETOWN: PALM HARBOR, FLA. // BORN: 6/13/87
NFL: NINTH SEASON // DOLPHINS: SECOND SEASON

NFL CAREER

TRANSACTIONS:

- Signed by Miami as an unrestricted free agent from Chicago on March 10, 2017.
- Signed by Chicago as an unrestricted free agent from Arizona on March 31, 2016.
- Signed by Arizona as an unrestricted free agent from Tampa Bay on March 12, 2014.
- Awarded off waivers to Tampa Bay on Sept. 5, 2010.
- Waived by New England on Sept. 4, 2010.
- 6th-round pick (205th overall) by New England in the 2010 NFL draft.

CAREER HIGHLIGHTS:

- Played in 119 career games with 81 starts.

2018 (MIAMI):

- Played in 9 games with 8 starts.

AT N.Y. JETS (9/16):

- Started at left guard.
- Protected QB Ryan Tannehill, who completed 17-of-23 passes (73.9 pct.) for 168 yards and 2 TDs.
- Blocked for a running game that had 31 carries for 135 yards (4.4 avg.) and 1 TD.

VS. OAKLAND (9/23):

- Started at left guard.
- Protected QB Ryan Tannehill, who completed 17-of-23 passes (73.9 pct.) for 289 yards and 3 TDs.

VS. CHICAGO (10/14):

- Started at left guard.
- Protected QB Brock Osweiler, who completed 28-of-44 passes (63.6 pct.) for 380 yards and 3 TDs.
- Blocked for a running game that had 31 carries for 161 yards (5.2 avg.).

2017 (MIAMI):

- Started 8 games at left guard.
- Inactive for 1 game.
- Missed 7 games after being placed on injured reserve on Sept. 4 and activated on Nov. 4.
- 1 miscellaneous tackle.

AT CAROLINA (11/13):

- Started at left guard.
- Made Dolphins debut.

VS. DENVER (12/3):

- Started at left guard.
- Blocked for RB Kenyan Drake, who rushed 23 times for 120 yards (5.2 avg.) and 1 TD.
- It was the 1st 100-yard rushing game of Drake's career.

VS. NEW ENGLAND (12/11):

- Started at left guard.

- Blocked for RB Kenyan Drake, who rushed 25 times for 114 yards (4.6 avg.)
- It was the 2nd 100-yard rushing game of Drake's career and the 1st time he rushed for 100 yards in back-to-back games.

2016 (CHICAGO):

- Played in all 16 games with 8 starts, all at right guard.
- 1 miscellaneous tackle.
- Allowed just a half-sack the entire season.
- Helped team finish 5th in the NFL with a 5.90 yards per play average.
- Part of an offensive line that blocked for the 3rd-most prolific passing attack (3,969 net passing yards) in team history.
- Paved the way for the team's 4.57 rushing average, the 6th-best in the NFL.

2015 (ARIZONA):

- Started 10 games.
- Started 7 games at right guard and 3 at left guard.
- Inactive for 3 games.
- Dressed but did not play 3 games.
- Did not get flagged for holding all season.
- Helped team finish with the No. 1 offense in the NFL for the 1st time in franchise history and set franchise records for points (489) and TDs (59).

POSTSEASON:

NFC DIVISIONAL VS. GREEN BAY (10/16):

- Started at right guard.

NFC CHAMPIONSHIP AT CAROLINA (1/24):

- Started at right guard.

2014 (ARIZONA):

- Started all 16 games.
- Started 14 games at left guard and 2 at right guard.
- 2 miscellaneous tackles.
- The offense allowed just 28 sacks on the season, tied for 6th-fewest in the league.

VS. SAN DIEGO (9/8):

- Started at left guard.

POSTSEASON:

NFC WILD CARD AT CAROLINA (1/3):

- Started at left guard.

2013 (TAMPA BAY):

- Played in all 16 games with 4 starts.
- Started 3 games at left guard and 1 at center.
- Did not allow a sack in his 4 starts.
- 1 miscellaneous tackle.

2012 (TAMPA BAY):

- Played in all 16 games with 13 starts.
- Started 9 games at center and 4 at right guard.
- Allowed just a half-sack the entire season.

AT OAKLAND (11/4):

- Started at center for the 1st time in his career.
- Helped the offense amass 515 yards from scrimmage, the 2nd-most in a single game in team history at the time.

2011 (TAMPA BAY):

- Played in all 16 games with 3 starts, all at left guard.
- Was penalized just once all season.

2010 (TAMPA BAY/NEW ENGLAND):

- Played in 12 games with 11 starts, all at left guard, for Tampa Bay.
- Awarded to Tampa Bay off waivers on Sept. 5.
- Waived by New England on Sept. 4.
- Spent the offseason and training camp with New England.

VS. NEW ORLEANS (10/17): Played but did not record any stats.

- Made NFL debut.

VS. ST. LOUIS (10/24): Started at left guard.

- Made 1st NFL start.

BEFORE THE NFL

COLLEGE (NC STATE):

- 4-year letterman (2006-09) and 2-year starter.

CAREER: Played in 48 games with 30 starts.

- Spent first two seasons playing defense and

totalled 52 tackles (36 solo), 5 sacks, 1 pass defended and 1 forced fumble.

- Moved from defensive tackle to center after his sophomore season (2007).

SENIOR (2009): Started all 12 games at center.

- 2nd-team All-ACC.

JUNIOR (2008): Started all 13 games at center.

- Won the school's Most Outstanding Offensive Lineman Award.

- Moved from defensive tackle to center.

SOPHOMORE (2007): Played in 12 games with 2 starts at defensive tackle; 22 tackles (18 solo), 3 sacks, 1 pass defended and 1 forced fumble.

REDSHIRT FRESHMAN (2006): Played in 11 games with 3 starts at defensive tackle; 30 tackles (18 solo) and 2 sacks.

- Redshirted in 2005.

HIGH SCHOOL (UNIVERSITY HS – PALM HARBOR, FLA.)

- Played defensive line.
- Also competed in the shot put and discus during track season.

SENIOR (2004): 65 tackles, 8 sacks and 1 blocked kick.

- District Player of the Year.

- 1st-team all-county.

JUNIOR (2003):

- 85 tackles and 15 sacks.

- 2nd-team all-county.

OFF THE FIELD

COMMUNITY:

- Pulled 3 teenagers to safety after their kayaks capsized from choppy waters in the Gulf of Mexico in April 2011.

PERSONAL:

- Is a private pilot in his spare time.


- **MAJOR:** History and economics.

TED LARSEN'S NFL REGULAR SEASON STATS

GAMES/STARTS: (Tampa Bay) 2010: 12/11, 2011: 16/3, 2012: 16/13, 2013: 16/4, (Arizona) 2014: 16/16, 2015: 10/10, (Chicago) 2016: 16/8, (Miami) 2017: 8/8, 2018: 9/8 **NFL TOTALS: 119/81**

TED LARSEN'S NFL PLAYOFF STATS

GAMES/STARTS: (Arizona) 2014: 1/1, 2015: 2/2 **NFL TOTALS: 3/3**



75

CAMERON MALVEAUX

DEFENSIVE END // 6-5 // 265 // HOUSTON '17
ACQUIRED: FA, '17
HOMETOWN: BEAUMONT, TEXAS // BORN: 8/22/94
NFL: FIRST SEASON // DOLPHINS: FIRST SEASON

NFL CAREER

TRANSACTIONS:

- Promoted to Miami's practice squad on Oct. 3, 2018.
- Signed to Miami's practice squad on Sept. 26, 2018.
- Released from Miami's practice squad on Sept. 11, 2018.
- Signed to Miami's practice squad on Sept. 3, 2018.
- Waived by Miami on Sept. 1, 2018.
- Promoted from Miami's practice squad on Dec. 2, 2017.
- Signed to Miami's practice squad on Sept. 9, 2017.
- Waived by Miami on Sept. 2, 2017.
- Signed by Miami as an undrafted college free agent on May 5, 2017.

CAREER HIGHLIGHTS:

- Played in 8 career games.
- 11 tackles (5 solo) and 1 sack.

2018 (MIAMI):

- Played in 4 games.
- Inactive for 1 game.
- 6 tackles (1 solo).
- Promoted from Miami's practice squad on Oct. 3.

AT CINCINNATI (10/7): 2 assisted tackles.

VS. CHICAGO (10/14): 3 assisted tackles.

VS. DETROIT (10/21): 1 solo tackle.

2017 (MIAMI):

- Played in 4 games.
- Inactive for 1 game.
- Spent the rest of the season on Miami's practice squad.
- Promoted from Miami's practice squad on Dec. 2.
- 5 tackles (4 solo) and 1 sack.

VS. DENVER (12/3): Played but did not record any stats.

- Made NFL debut.

AT KANSAS CITY (12/24): 2 solo tackles.

VS. BUFFALO (12/31): 2 tackles (1 solo).

- Recorded his 1st career sack when he took down QB Tyrod Taylor for a loss of 8 yards in the 4th quarter.

BEFORE THE NFL

COLLEGE (HOUSTON):

- 4-year letterman (2013-16) and 2-year starter.

CAREER: Played in 52 games with 27 starts; 81 tackles (44 solo), 4 sacks, 5 passes defended and 3 fumble recoveries.

SENIOR (2016): Started all 13 games; 21 tackles (11 solo), 1 sack, 1 pass defended and 2 fumble recoveries.

- His 2 fumble recoveries tied for the team lead.
- Team captain.

JUNIOR (2015): Played in all 14 games with 13 starts; 33 tackles (23 solo), 2.5 sacks and 3 passes defended.

SOPHOMORE (2014): Played in all 13 games with 1 start; 15 tackles (7 solo), 0.5 sacks and 1 pass defended.

REDSHIRT FRESHMAN (2013): Played in 12 games; 12 tackles (3 solo) and 1 fumble recovery.

- Redshirted in 2012.

HIGH SCHOOL (HAMSHIRE-FANNETT HS – HAMSHIRE, TEXAS)

- Played defense line and tight end.
- Earned all-district honors in basketball.
- Also threw discus and shot put in track.

SENIOR (2011):

- 74 tackles; 272 receiving yards and 3 TDs.
- 1st-team all-district.

OFF THE FIELD

PERSONAL:

- Uncle, Felman Malveaux Jr., played wide receiver at Michigan, in the CFL and spent time with the Washington Redskins (1997-98) and Tampa Bay Buccaneers (1999).
- **PRONUNCIATION:** Last name is pronounced mal-VOH.
- **MAJOR:** Supply chain and logistics technology.

CAMERON MALVEAUX'S NFL REGULAR SEASON STATS

YEAR	TEAM	GP	GS	TACKLES					INTERCEPTIONS					FUMBLES		
				TOT	SOLO	ASST	SK	YDS	INT	YDS	LG	TD	PD	FF	FR	
2017	MIAMI	4	0	5	4	1	1.0	8.0	0	0	0	0	0	0	0	0
2018	MIAMI	4	0	6	1	5	0.0	0.0	0	0	0	0	0	0	0	0
NFL TOTALS		8	0	11	5	6	1.0	8.0	0	0	0	0	0	0	0	0

SINGLE-GAME CAREER HIGHS

Tackles: 2 3 times, last: at Cincinnati, 10/7/18

Sacks: 1 vs. Buffalo, 12/31/17



28

BOBBY McCain

CORNERBACK // 5-11 // 192 // MEMPHIS '15
ACQUIRED: D5A, '15
HOMETOWN: OXFORD, ALA. // BORN: 8/18/93
NFL: FOURTH SEASON // DOLPHINS: FOURTH SEASON

NFL CAREER

TRANSACTIONS:

- 5th-round pick (145th overall) by Miami in the 2015 NFL draft.

CAREER HIGHLIGHTS:

- Played in 55 career games with 25 starts.
- 140 tackles (106 solo), 2 sacks, 4 interceptions, 22 passes defended and 1 forced fumble.
- 12 special teams tackles (8 solo).

2018 (MIAMI):

- Played in 7 games with 6 starts.
- Inactive for 2 games.
- 29 tackles (22 solo), 1 interception and 5 passes defended.
- 1 assisted special teams tackle.
- Serves as a season-long team captain.

VS. TENNESSEE (9/9): 2 solo tackles and 2 passes defended.

VS. OAKLAND (9/23): 8 tackles (5 solo) and 1 pass defended; 1 assisted special teams tackle.

AT NEW ENGLAND (9/30): 2 assisted tackles, 1 interception and 1 pass defended.

- Intercepted QB Tom Brady on 3rd-and-9 in the 1st quarter.

2017 (MIAMI):

- Played in all 16 games with 7 starts.
- 45 tackles (33 solo), 1 sack, 2 interceptions and 7 passes defended.
- 3 solo special teams tackles.

VS. N.Y. JETS (10/22): 2 solo tackles, 1 interception and 1 pass defended.

- Intercepted QB Josh McCown and returned it 6 yards to the Jets 17-yard line with 47 seconds left, setting up K Cody Parkey's 39-yard game-winning field goal.

AT NEW ENGLAND (11/26): 2 tackles (1 solo), 1 interception and 1 pass defended.

- Intercepted QB Tom Brady on a third-and-8 in the 2nd quarter.
- It was just the 3rd interception of Brady's season up until that point (Week 12).

VS. DENVER (12/3): 3 solo tackles, 1 sack and 3 passes defended.

- Deflected a QB Trevor Siemian pass that was intercepted by S T.J. McDonald on Denver's 1st

possession of the game.

- Sacked Siemian for a loss of 13 yards with 11 seconds left in the game.

2016 (MIAMI):

- Played in all 16 games with 8 starts.
- 44 tackles (32 solo), 1 sack, 1 interception, 6 passes defended and 1 forced fumble.
- 2 special teams tackles (1 solo).

AT CINCINNATI (9/29): 4 tackles (2 solo), 1 sack and 1 pass defended.

- Sacked QB Andy Dalton for a loss of 11 yards for the 1st sack of his career.

VS. N.Y. JETS (11/6): 3 solo tackles, 1 interception and 1 pass defended.

- Intercepted QB Ryan Fitzpatrick in the end zone in the 4th quarter for his 1st career interception.

VS. NEW ENGLAND (1/1): 6 tackles (5 solo) and 1 pass defended.

POSTSEASON:

AFC WILD CARD AT PITTSBURGH (1/8): 2 assisted tackles.

2015 (MIAMI):

- Played in all 16 games with 4 starts.
- 22 tackles (19 solo).
- 6 special teams tackles (4 solo).

AT WASHINGTON (9/13): Played but did not record any stats.

- Made his NFL debut.

AT PHILADELPHIA (11/15): 2 tackles (1 solo) and 1 pass defended.

- Made his 1st NFL start.

VS. BALTIMORE (12/6): 7 solo tackles and 1 pass defended.

BEFORE THE NFL

COLLEGE (MEMPHIS):

- 4-year starter (2011-14).

CAREER: Played in 45 games with 43 starts; 136 tackles (108 solo), 1.5 sacks, 12 interceptions, 27 passes defended, 3 fumble recoveries and 1 forced fumble; 42 kickoff returns for 1,061 yards (25.3 avg.).

- Returned four interceptions for TDs.

- Finished career tied for 5th in school history with 12 interceptions and 2nd with 246 interception return yards.

SENIOR (2014): Started all 13 games; 46 tackles (38

solo), 5 interceptions, 9 passes defended and 1 fumble recovery; 13 kickoff returns for 326 yards (25.1 avg.).

- Returned 1 interception for a TD.
- 1st-team All-AAC.

JUNIOR (2013): Started 9 games; 25 tackles (21 solo), 6 interceptions, 10 passes defended and 2 fumble recoveries; 1 kickoff return for 14 yards.

- Returned 2 interceptions for TDs.

SOPHOMORE (2012): Started all 12 games.

- 36 tackles (26 solo), 1.5 sacks and 3 passes defended; 28 kickoff returns for 721 yards (25.8 avg.).

TRUE FRESHMAN (2011): Played in 11 games with 9 starts; 29 tackles (23 solo), 1 interception, 5 passes defended and 1 forced fumble.

- Returned 1 interception for a TD.

HIGH SCHOOL (OXFORD HS – OXFORD, ALA.)

- Played both sides of the ball.

- Also lettered in baseball, playing outfield and catcher.

SENIOR (2010): 35 tackles and 1 interception; 25 receptions for 378 yards (15.1 avg.) and 3 TDs; 28 carries for 212 yards (7.6 avg.) and 6 TDs; 10-of-21 passing (47.6 pct.) for 221 yards.

JUNIOR (2009): 39 tackles, 1 interception and 6 passes defended.

OFF THE FIELD

COMMUNITY:

- Participated in the Ashley HomeStore Hope to Dream sleepover event, surprising 100 underprivileged children with their own bed.
- Participated in the 2018 Miami Dolphins Business Combine.

PERSONAL:

- **MAJOR:** Sports & leisure management.

BOBBY McCAIN'S NFL REGULAR SEASON STATS

YEAR	TEAM	GP	GS	TACKLES					INTERCEPTIONS					FUMBLES	
				TOT	SOLO	ASST	SK	YDS	INT	YDS	LG	TD	PD	FF	FR
2015	MIAMI	16	4	22	19	3	0.0	0.0	0	0	0	0	4	0	0
2016	MIAMI	16	8	44	32	12	1.0	11.0	1	0	0	0	6	1	0
2017	MIAMI	16	7	45	33	12	1.0	13.0	2	6	6	0	7	0	0
2018	MIAMI	7	6	29	22	7	0.0	0.0	1	0	0	0	5	0	0
NFL TOTALS		55	25	140	106	34	2.0	24.0	4	6	6	0	22	1	0

BOBBY McCAIN'S NFL PLAYOFF STATS

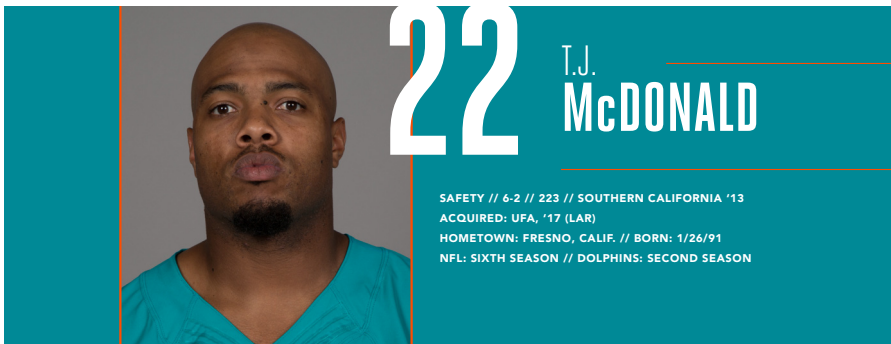
YEAR	TEAM	GP	GS	TACKLES					INTERCEPTIONS					FUMBLES	
				TOT	SOLO	ASST	SK	YDS	INT	YDS	LG	TD	PD	FF	FR
2016	MIAMI	1	1	2	0	2	0.0	0.0	0	0	0	0	0	0	0
NFL TOTALS		1	1	2	0	2	0.0	0.0	0	0	0	0	0	0	0

ADDITIONAL STATS

Special Teams Tackles: 6 in 2015, 2 in 2016, 3 in 2017, 1 in 2018 for total of 12.

SINGLE-GAME CAREER HIGHS

- Tackles:** 8 twice, last: vs. Oakland, 9/23/18
- Sacks:** 1 twice, last: vs. Denver, 12/3/17
- Interceptions:** 1 4 times, last: at New England, 9/30/18
- Passes Defended:** 3 vs. Denver, 12/3/17
- Forced Fumbles:** 1 at New England, 9/18/16



NFL CAREER

TRANSACTIONS:

- Signed by Miami as an unrestricted free agent from the L.A. Rams on March 31, 2017.
- 3rd-round pick (71st overall) by St. Louis in the 2013 NFL draft.

CAREER HIGHLIGHTS:

- Started 70 career games.
- 375 tackles (280 solo), 5 sacks, 8 interceptions, 25 passes defended, 1 forced fumble and 2 fumble recoveries.

2018 (MIAMI):

- Started 9 games.
- 49 tackles (25 solo), 3 interceptions and 5 passes defended.
- 1 special teams tackle.

AT N.Y. JETS (9/16): 1 solo tackle, 1 interception and 1 pass defended.

- Intercepted a QB Sam Darnold pass and returned it 31 yards to the Jets' 15-yard line, setting up a RB Kenyan Drake 6-yard TD run to put Miami up 7-0 in the 1st quarter.

VS. CHICAGO (10/14): 3 tackles (2 solo), 1 interception and 1 pass defended.

- Intercepted QB Mitch Trubisky in the end zone with 12:21 remaining in 4th quarter.

VS. N.Y. JETS (11/4): 9 tackles (8 solo), 1 interception and 2 passes defended.

- Intercepted QB Sam Darnold on 4th-and-15 with 2:22 remaining in the game.

2017 (MIAMI):

- Started 8 games.
- Suspended for the first 8 games of the season.
- 45 tackles (31 solo), 1 interception and 3 passes defended.

AT CAROLINA (11/13): 9 tackles (7 solo).

- Made his Dolphins debut.

VS. TAMPA BAY (11/19): 5 tackles (4 solo) and 1 pass defended.

VS. DENVER (12/3): 2 solo tackles, 1 interception and 1 pass defended.

- Intercepted QB Trevor Siemian on Denver's 1st possession of the game.

2016 (L.A. RAMS):

- Started all 16 games.
- 62 tackles (49 solo), 1 sack, 2 interceptions and 6 passes defended.

AT SAN FRANCISCO (9/12): 8 solo tackles.

AT ARIZONA (10/2): 1 solo tackle, 2 passes defended and 1 interception.

- Intercepted QB Drew Stanton in the end zone on the final play of the game to preserve the victory.

VS. ARIZONA (1/1): 5 tackles (3 solo) and 1 interception.

2015 (ST. LOUIS):

- Started 11 games.
- Inactive for 1 game.
- Missed the final 4 games of the season after being placed on injured reserve on Dec. 11.
- 62 tackles (38 solo), 1 pass defended, 1 forced fumble and 1 fumble recovery.
- 1 solo special teams tackle.

VS. SEATTLE (9/13): 5 tackles (3 solo) and 1 pass defended.

AT ARIZONA (10/4): 6 tackles (5 solo) and 1 sack.

- Sacked QB Carson Palmer on a 3rd-and-2 inside the red zone in the 3rd quarter, forcing Arizona to kick a field goal.

VS. CLEVELAND (10/25): 7 tackles (3 solo) and 1 forced fumble.

- Stripped WR Travis Benjamin of the ball, which was recovered by St. Louis and led to a 4th-quarter TD drive.

2014 (ST. LOUIS):

- Started all 16 games.
- 104 tackles (84 solo), 2 sacks, 1 interception and 6 passes defended.
- 1 blocked field goal; 1 blocked punt.

AT TAMPA BAY (9/14): 5 solo tackles; 1 blocked field goal; 1 blocked punt.

- Blocked a punt by P Michael Koenen in the 2nd quarter, which led to a St. Louis field goal.

- Blocked a 24-yard field goal attempt by K Patrick Murray in the 4th quarter to keep it a 1-possession game.

- It was the 1st time since Dec. 2, 1979 the Rams blocked two kicks in the same game.

AT WASHINGTON (12/7): 4 assisted tackles and 1 interception.

- Intercepted QB Colt McCoy in the 4th quarter

and returned it 20 yards.

VS. N.Y. GIANTS (12/21): 11 tackles (9 solo) and 1 sack.

2013 (ST. LOUIS):

- Started 10 games.
- Missed 6 games after he was placed on injured reserve/designated to return on Sept. 27.
- 53 tackles (45 solo), 1 sack, 1 interception and 4 passes defended.

VS. ARIZONA (9/8): 5 tackles (4 solo) and 1 pass defended.

- Made NFL debut and started his 1st NFL game.

VS. NEW ORLEANS (12/15): 5 tackles (4 solo) and 1 interception.

- Intercepted QB Drew Brees on New Orleans' 1st play from scrimmage to set up a St. Louis TD drive.
- It was his 1st career interception.

VS. TAMPA BAY (12/22): 6 solo tackles and 1 sack.

- Brought down QB Mike Glennon for a 9-yard loss for his 1st career sack.

BEFORE THE NFL

COLLEGE (SOUTHERN CALIFORNIA):

- 4-year letterman (2009-12) and 3-year starter.

CAREER: Played in 50 games with 36 starts; 273 tackles (151 solo), 2 sacks, 8 interceptions and 17 passes defended; 3 blocked kicks; 1 kickoff return for 2 yards; 1 punt return for 24 yards.

SENIOR (2012): Started all 13 games; 110 tackles (54 solo), 1 sack, 2 interceptions and 5 passes defended; 1 blocked kick; 1 kickoff return for 2 yards.

- Honorable mention All-American.
- 2nd-team All-Pac-12.
- Semifinalist for the Thorpe Award (nation's top defensive back).

JUNIOR (2011): Played in all 12 games with 11 starts; 67 tackles (39 solo), 3 interceptions and 5 passes defended; 1 blocked kick.

- 1st-team All-American.
- 1st-team All-Pac-12.
- Semifinalist for the Thorpe Award (nation's top

defensive back).

SOPHOMORE (2010): Started 12 games; 89 tackles (54 solo), 1 sack, 3 interceptions and 7 passes defended; 1 blocked kick and 1 punt return for 24 yards.

- His 89 tackles led the team.
- 1st-team All-Pac-10.

TRUE FRESHMAN (2009): Played all 13 games; 7 tackles (4 solo).

HIGH SCHOOL (EDISON HS – FRESNO, CALIF.)

SENIOR (2008): 87 tackles and 3 interceptions.

- All-American.
- All-county.
- Metro Athletic Conference Defensive MVP.

JUNIOR (2007):

- 2nd-team Junior All-American.

OFF THE FIELD

COMMUNITY:

- Helped with many Dolphins community events, such as the Dade vs. Broward All-Star Game and the Dolphins Cancer Challenge.
- Joined 15 USC teammates for 5 days in Haiti in the spring of 2012 to build homes and assist those in need.
- Participated in numerous Rams community events, including Make-A-Wish Celebrity Server dinner, Coach Fisher's Celebrity Softball game, the 6th Annual Playground Build at Marygrove and the All-Community Team ticket program - T-Mac Attack.

PERSONAL:

- Father, Tim McDonald, was his high school head coach and played at USC and in the NFL for 13 years with the Cardinals (1987-92) and 49ers (1993-99).
- Brother, Tevin McDonald, played 4 games for Oakland in 2015.
- His initials, T.J., stand for Tim Jr.
- **MAJOR:** Communications.

T.J. McDONALD'S NFL REGULAR SEASON STATS

YEAR	TEAM	GP	GS	TACKLES					INTERCEPTIONS					FUMBLES	
				TOT	SOLO	ASST	SK	YDS	INT	YDS	LG	TD	PD	FF	FR
2013	ST. LOUIS	10	10	53	45	8	1.0	9.0	1	-2	-2	0	4	0	0
2014	ST. LOUIS	16	16	104	84	20	2.0	13.0	1	20	20	0	6	0	1
2015	ST. LOUIS	11	11	62	38	24	1.0	6.0	0	0	0	0	1	1	1
2016	L.A. RAMS	16	16	62	49	13	1.0	6.0	2	0	0	0	6	0	0
2017	MIAMI	8	8	45	31	14	0.0	0.0	1	7	7	0	3	0	0
2018	MIAMI	9	9	49	33	16	0.0	0.0	3	41	31	0	5	0	0
NFL TOTALS		70	70	375	280	95	5.0	34.0	8	66	7	0	25	1	2

ADDITIONAL STATS

Special Teams Tackles: (St. Louis) 1 in 2015, (Los Angeles) 2 in 2016, (Miami) 1 in 2018 for total of 4.

Blocked Kicks: (St. Louis) 1 blocked punt and 1 blocked field goal in 2014 for total of 2.

SINGLE-GAME CAREER HIGHS

Tackles: 11 twice, last: vs. N.Y. Giants, 12/21/14


Sacks: 1 5 times, last: at Tampa Bay, 9/25/16

Interceptions: 1 8 times, last: vs. N.Y. Jets, 11/4/18

Passes Defensed: 2 3 times, last: vs. N.Y. Jets, 11/4/18

Forced Fumbles: 1 vs. Cleveland, 10/25/15

Fumble Recoveries: 1 twice, last: at Washington, 9/20/15



52

RAEKWON McMILLAN

LINEBACKER // 6-2 // 248 // OHIO STATE '17

ACQUIRED: D2, '17

HOMETOWN: HINESVILLE, GA. // BORN: 11/17/95

NFL: SECOND SEASON // DOLPHINS: SECOND SEASON

NFL CAREER

TRANSACTIONS:

- 2nd-round pick (54th overall) by Miami in the 2017 NFL draft.

CAREER HIGHLIGHTS:

- Started 9 career games.
- 49 tackles (35 solo), 1 forced fumble and 1 fumble recovery.

2018 (MIAMI):

- Started 9 games.
- 49 tackles (35 solo), 1 forced fumble and 1 fumble recovery.

VS. TENNESSEE (9/9): 6 tackles (3 solo).

- Made NFL debut.

AT N.Y. JETS (9/16): 3 solo tackles and 1 fumble recovery.

- Recovered a WR Robby Anderson fumble that was forced by LB Kiko Alonso in the 2nd quarter.

VS. DETROIT (10/21): 8 tackles (7 solo) and 1 forced fumble.

- Forced a WR Golden Tate fumble on third-and-9 in the 4th quarter.

2017 (MIAMI):

- Missed the entire season after being placed on injured reserve on Sept. 2.

BEFORE THE NFL

COLLEGE (OHIO STATE):

- 3-year letterman (2014-16) and 2-year starter.

CAREER:

Played in 41 games with 26 starts; 270 tackles (128 solo), 6 sacks, 1 interception, 10 passes defended and 2 forced fumbles.

- Led the team in tackles in each of his 2 seasons as a starter (2015-16).

JUNIOR (2016):

Started all 13 games; 102 tackles (49 solo), 2 sacks, 4 passes defended and 2 forced fumbles.

- His 102 tackles led the team.
- 2nd-team All-American.
- 1st-team All-Big Ten.
- Semifinalist for the Butkus Award (nation's top linebacker).
- Semifinalist for the Lott IMPACT Trophy (best

combination of performance and character for a defensive player).

- Team captain.

SOPHOMORE (2015):

Started all 13 games; 119 tackles (57 solo), 1.5 sacks and 4 passes defended.

- His 119 tackles led the team and were 4th in the Big Ten.
- His 119 tackles were the most by a sophomore at the school since 1990.
- 2nd-team All-American.
- 1st-team All-Big Ten.

TRUE FRESHMAN (2014):

Played in all 15 games; 49 tackles (22 solo), 2.5 sacks, 1 interception and 2 passes defended.

- Helped his team win the national championship and the Big Ten title.
- Freshman All-American.

HIGH SCHOOL (LIBERTY COUNTY HS – HINESVILLE, GA.)

- Started all 4 years.
- 456 career tackles and 10 forced fumbles.
- Played linebacker and running back.

SENIOR (2013):

159 tackles and 8.5 sacks; nearly 700 rushing yards.

- Butkus Award winner (nation's top prep linebacker).
- 1st-team All-American.
- 1st-team all-state.
- Region 3 AAAAA Defensive Player of the Year.
- Savannah Morning News Player of the Year.

JUNIOR (2012):

- Savannah Morning News Player of the Year.

OFF THE FIELD

COMMUNITY:

- Participated in the 2018 AARP Foundation Million Meal Pack to pack more than 1 million meals in a single day for older adults in the South Florida community.
- Hosted a youth football camp in his hometown in 2018.

PERSONAL:

- **PRONUNCIATION:** First name is pronounced RAY-kwon
- **MAJOR:** Family resource management.

RAEKWON McMILLAN'S NFL REGULAR SEASON STATS

YEAR	TEAM	GP	GS	TACKLES					INTERCEPTIONS					FUMBLES		
				TOT	SOLO	ASST	SK	YDS	INT	YDS	LG	TD	PD	FF	FR	
2017	MIAMI			INJURED RESERVE												
2018	MIAMI	9	9	49	35	14	0.0	0.0	0	0	0	0	0	0	1	1
NFL TOTALS		9	9	49	35	14	0.0	0.0	0	0	0	0	0	0	1	1

SINGLE-GAME CAREER HIGHS

Tackles: 9 at Houston, 10/25/18
Forced Fumbles: 1 vs. Detroit, 10/21/18
Fumble Recovery: 1 at N.Y. Jets, 9/16/18



NFL CAREER

TRANSACTIONS:

- Signed by Miami as an undrafted college free agent on May 5, 2017.

CAREER HIGHLIGHTS:

- Played in 15 career games with 2 starts.
- 18 tackles (12 solo) and 1 pass defended.
- 1 assisted special teams tackle.

2018 (MIAMI):

- Played in 8 games with 2 starts.
- Inactive for 1 game.
- 17 tackles (11 solo) and 1 pass defended.

VS. OAKLAND (9/23): 3 tackles (2 solo) and 1 pass defended.

AT CINCINNATI (10/7): 5 tackles (3 solo).

- Made first career start.

VS. CHICAGO (10/14): 4 solo tackles.

2017 (MIAMI):

- Played in 7 games.
- Inactive for 9 games.
- 1 solo tackle.
- 1 assisted special teams tackle.

VS. N.Y. JETS (10/22): Played but did not record any stats.

- Made his NFL debut on special teams.

AT BUFFALO (12/17): 1 assisted special teams tackle.

VS. KANSAS CITY (12/24): 1 solo tackle.

BEFORE THE NFL

COLLEGE (UNLV):

- 4-year letterman (2013-16) and 2-year starter.

CAREER: Played in 49 games with 22 starts; 138 tackles (100 solo), 0.5 sacks, 4 interceptions, 28 passes defended and 1 forced fumble; 21 kickoff returns for 404 yards (19.2 avg.).

SENIOR (2016): Started 11 games; 49 tackles (34 solo), 3 interceptions and 15 passes defended; 20 kickoff returns for 384 yards (19.2 avg.).

- His 15 passes defended and 3 interceptions both led the team.

JUNIOR (2015): Played in all 12 games with 11 starts; 51 tackles (42 solo), 0.5 sacks, 10 passes defended and 1 forced fumble.

SOPHOMORE (2014): Played in all 13 games; 30 tackles (21 solo) and 2 passes defended; 1 kickoff return for 20 yards.

TRUE FRESHMAN (2013): Played in all 13 games; 8 tackles (3 solo) and 1 interception.

HIGH SCHOOL (CATHEDRAL HS – LOS ANGELES, CALIF.)

- Played defensive back and wide receiver.

SENIOR (2012): 30 tackles and 13 passes defended; 33 receptions for 662 yards (20.1 avg.) and 10 TDs.

OFF THE FIELD

PERSONAL:

- Father, Tim McTyer, was an all-conference defensive back for BYU (1995-96) and played 3 seasons in the NFL with Philadelphia (1997-98) and Cleveland (1999).
- **MAJOR:** Interdisciplinary studies.

TERRY McTYER'S NFL REGULAR SEASON STATS																
YEAR	TEAM	GP	GS	TACKLES				INTERCEPTIONS					FUMBLES			
				TOT	SOLO	ASST	SK	YDS	INT	YDS	LG	TD	PD	FF	FR	
2017	MIAMI	7	0	1	1	0	0.0	0.0	0	0	0	0	0	0	0	0
2018	MIAMI	8	2	17	11	6	0.0	0.0	0	0	0	0	1	0	0	0
NFL TOTALS		15	2	18	12	6	0.0	0.0	0	0	0	0	1	0	0	0

ADDITIONAL STATS
Special Teams Tackles: 1 in 2017.

SINGLE-GAME CAREER HIGHS

Tackles: 5 at Cincinnati, 10/7/18
Passes Defended: 1 vs. Oakland, 9/23/18



83

NICK O'LEARY

TIGHT END // 6-3 // 252 // FLORIDA STATE '15
ACQUIRED: FA, '18
HOMETOWN: PALM BEACH GARDENS, FLA. // BORN: 8/31/92
NFL: FOURTH SEASON // DOLPHINS: FIRST SEASON

NFL CAREER

TRANSACTIONS:

- Promoted from Miami's practice squad on Oct. 6, 2018.
- Signed to Miami's practice squad on Sept. 20, 2018.
- Waived by Buffalo on Sept. 1, 2018.
- Promoted from Buffalo's practice squad on Dec. 8, 2015.
- Signed to Buffalo's practice squad on Sept. 9, 2015.
- Waived by Buffalo on Sept. 8, 2015.
- 6th-round pick (194th overall) by Buffalo in the 2015 NFL draft.

CAREER HIGHLIGHTS:

- Played in 40 career games with 15 starts.
- 38 receptions for 545 yards (14.3 avg.) and 3 TDs.
- 2 kickoff returns for 27 yards (13.5 avg.).

2018 (BUFFALO/MIAMI):

- Played in 5 games with 3 starts.
- 6 receptions for 72 yards (12.0 avg.) and 1 TD.
- Promoted from Miami's practice squad on Oct. 6.
- Signed to Miami's practice squad on Sept. 20.
- Waived by Buffalo on Sept. 1.
- Spent the offseason and training camp with Buffalo.

AT CINCINNATI (10/7): Played but did not record any stats.

- Made his Dolphins debut.

VS. CHICAGO (10/14): 4 receptions for 49 yards (12.3 avg.) and 1 TD.

- Caught a 5-yard TD pass from QB Brock Osweiler in the 1st quarter.

VS. DETROIT (10/21): 2 receptions for 23 yards (11.5 avg.).

2017 (BUFFALO):

- Played in 15 games with 5 starts.
- Inactive for 1 game.
- 22 receptions for 322 yards (14.6 avg.) and 2 TDs.

VS. TAMPA BAY (10/22): 2 receptions for 58 yards (29.0 avg.).

- His 58 receiving yards were a season-high.

VS. NEW ORLEANS (11/12): 1 reception for 7 yards and 1 TD.

- Caught his 1st career TD pass from QB Nathan

Peterman.

AT MIAMI (12/31): 1 reception for 26 yards and 1 TD.

- Caught a 26-yard TD pass from QB Tyrod Taylor in the 1st quarter to give Buffalo a 7-0 lead.

POSTSEASON:

AFC WILD CARD AT JACKSONVILLE (1/7): 2 receptions for 22 yards (11.0 avg.).

2016 (BUFFALO):

- Played in all 16 games with 7 starts.
- 9 receptions for 114 yards (12.7 avg.).
- 2 kickoff returns for 27 yards (13.5 avg.).
- 1 assisted special teams tackle.

VS. ARIZONA (9/25): 1 reception for 28 yards.

- Made his 1st NFL start.

VS. SAN FRANCISCO (10/16): 2 receptions for 29 yards (14.5 avg.).

2015 (BUFFALO):

- Played in 4 games.
- Spent 12 games on Buffalo's practice squad.
- 1 reception for 37 yards.

AT PHILADELPHIA (12/13): Played but did not record any stats.

- Made his NFL debut.

AT WASHINGTON (12/20): 1 reception for 37 yards.

BEFORE THE NFL

COLLEGE (FLORIDA STATE):

- 4-year letterman (2011-14) and 3-year starter.

CAREER: Played in 54 games with 41 starts; 114 receptions for 1,591 yards (14.0 avg.) and 17 TDs.

- 3 solo tackles.
- Ended career as Florida State's all-time leader among tight ends in receptions (114), receiving yards (1,591) and touchdowns (18).

SENIOR (2014): Started all 14 games; 48 receptions for 618 yards (12.9 avg.) and 6 TDs.

- Won the John Mackey Award (nation's top tight end) and became the first Florida State player to win the award.

- Consensus 1st-team All-American.

- 1st-team All-ACC.

- Ranked 2nd on the team in receptions, receiving yards and TDs.

JUNIOR (2013): Started all 14 games; 33 receptions for 557 yards (16.9 avg.) and 7 TDs.

- 2nd-team All-American.

- 2nd-team All-ACC.
- Finalist for the John Mackey Award (nation's top tight end).
- Helped lead Florida State to the BCS National Championship.
- Helped the offense set program and ACC single-season records for total offense (7,267 yards), points per game (51.6), yards per play (7.67) and the national record for total points (723).

SOPHOMORE (2012): Played in all 13 games with 11 starts; 21 receptions for 252 yards (12.0 avg.) and 3 TDs.

- Recorded the most receptions and receiving yards by a Florida State tight end since 2006 and the most receiving TDs since 1994.

TRUE FRESHMAN: (2011): Played in all 13 games with 2 starts; 12 receptions for 164 yards (13.7

avg.) and 1 TD.

HIGH SCHOOL (WILLIAM T. DWYER HS – PALM BEACH GARDENS, FLA.)

SENIOR (2010): 51 receptions for 875 yards (17.2 avg.) and 12 TDs.

- All-American.
- 1st-team all-county.
- 1st-team all-area.

JUNIOR (2009): Helped team win the state championship.

OFF THE FIELD

PERSONAL:

- Grandfather is legendary golfer Jack Nicklaus.

NICK O'LEARY'S NFL REGULAR SEASON STATS

YEAR	TEAM	GP	GS	RECEIVING					RUSHING				
				REC	YDS	AVG	LG	TD	ATT	YDS	AVG	LG	TD
2015	BUFFALO	4	0	1	37	37.0	37	0	0	0	0.0	-	0
2016	BUFFALO	16	7	9	114	12.7	28	0	0	0	0.0	-	0
2017	BUFFALO	15	5	22	322	14.6	32	2	0	0	0.0	-	0
2018	MIAMI	5	3	6	72	12.0	19	1	0	0	0.0	0	0
NFL TOTALS		40	15	38	545	14.3	37	3	0	0	0.0	0	0

NICK O'LEARY'S NFL PLAYOFF STATS

YEAR	TEAM	GP	GS	RECEIVING					RUSHING				
				REC	YDS	AVG	LG	TD	ATT	YDS	AVG	LG	TD
2017	BUFFALO	1	1	2	22	11.0	13	0	0	0	0.0	-	0
PLAYOFF TOTALS		1	1	2	22	11.0	13	0	0	0	0.0	-	0

ADDITIONAL STATS

Special Teams Tackles: (Buffalo) 1 in 2016.

Miscellaneous Tackles: (Buffalo) 2 in 2017, 1 in 2018 for total of 3.

Kickoff Returns: 2 for 27 yards (13.5 avg.) in 2016.

SINGLE-GAME CAREER HIGHS

Receptions: 5 at Cincinnati, 10/8/17
Receiving Yards: 58 vs. Tampa Bay, 10/22/17
Longest Rec.: 37 at Washington, 12/20/15
TD Receptions: 1 3 times, last: vs. Chicago, 10/14/18

2015 GAME-BY-GAME STATS (BUFFALO)

DATE	OPPONENT	P/S	REC	YDS	AVG	LG	TD
09/13	INDIANAPOLIS						
09/20	NEW ENGLAND						
09/27	at Miami						
10/04	N.Y. GIANTS						
10/11	at Tennessee						
10/18	CINCINNATI						
10/25	at Jacksonville						
11/08	MIAMI						
11/12	at N.Y. Jets						
11/23	at New England						
11/29	at Kansas City						
12/06	HOUSTON						
12/13	at Philadelphia	1/0	0	0	0.0	-	0
12/20	at Washington	1/0	1	37	37.0	37	0
12/27	DALLAS	1/0	0	0	0.0	-	0
01/03	N.Y. JETS	1/0	0	0	0.0	-	0
2015 TOTALS		4/0	1	37	37.0	37	0

2016 GAME-BY-GAME STATS (BUFFALO)

DATE	OPPONENT	P/S	REC	YDS	AVG	LG	TD
09/11	at Baltimore	1/0	0	0	0.0	-	0
09/15	N.Y. JETS	1/0	0	0	0.0	-	0
09/25	ARIZONA	1/1	1	28	28.0	28	0
10/02	at New England	1/1	2	20	10.0	17	0
10/09	at L.A. Rams	1/0	0	0	0.0	-	0
10/16	SAN FRANCISCO	1/0	2	29	14.5	23	0
10/23	at Minnesota	1/0	1	7	7.0	7	0
10/30	NEW ENGLAND	1/0	1	10	10.0	10	0
11/07	at Seattle	1/0	0	0	0.0	-	0
11/20	at Cincinnati	1/0	0	0	0.0	-	0
11/27	JACKSONVILLE	1/0	0	0	0.0	-	0
12/04	at Oakland	1/1	1	8	8.0	8	0
12/11	PITTSBURGH	1/1	1	12	12.0	12	0
12/18	CLEVELAND	1/1	0	0	0.0	-	0
12/24	MIAMI	1/1	0	0	0.0	-	0
01/01	at N.Y. Jets	1/1	0	0	0.0	-	0
2016 TOTALS		16/7	9	114	12.7	28	0

2017 GAME-BY-GAME STATS (BUFFALO)


DATE	OPPONENT	P/S	REC	YDS	AVG	LG	TD
09/10	N.Y. JETS	1/1	1	22	22.0	22	0
09/17	at Carolina	1/0	0	0	0.0	-	0
09/24	DENVER	1/0	1	31	31.0	31	0
10/01	at Atlanta	1/1	0	0	0.0	-	0
10/08	at Cincinnati	1/0	5	54	10.8	19	0
10/22	TAMPA BAY	1/1	2	58	29.0	32	0
10/29	OAKLAND	1/1	1	5	5.0	5	0
11/02	at N.Y. Jets	1/1	4	51	12.8	20	0
11/12	NEW ORLEANS	1/0	1	7	7.0	7	1
11/19	at L.A. Chargers	1/0	1	8	8.0	8	0
11/26	at Kansas City	1/0	2	18	9.0	15	0
12/03	NEW ENGLAND				INACTIVE		
12/10	INDIANAPOLIS	1/0	1	9	9.0	9	0
12/17	MIAMI	1/0	2	33	16.5	25	0
12/24	at New England	1/0	0	0	0.0	-	0
12/31	at Miami	1/0	1	26	26.0	26	1
2017 TOTALS		15/5	22	322	14.6	32	2

DATE	OPPONENT	P/S	REC	YDS	AVG	LG	TD
01/07	at Jacksonville*	1/1	2	22	11.0	13	0

* AFC Wild Card game

2018 GAME-BY-GAME STATS (MIAMI)

DATE	OPPONENT	P/S	REC	YDS	AVG	LG	TD
09/09	TENNESSEE						NOT ON ROSTER
09/16	at N.Y. Jets						NOT ON ROSTER
09/23	OAKLAND						PRACTICE SQUAD
09/30	at New England						PRACTICE SQUAD
10/07	at Cincinnati	1/0	0	0	0.0	-	0
10/14	CHICAGO	1/1	4	49	12.3	19	1
10/21	DETROIT	1/1	2	23	11.5	14	0
10/25	at Houston	1/0	0	0	0.0	-	0
11/04	N.Y. JETS	1/1	0	0	0.0	-	0
11/11	at Green Bay						
11/25	at Indianapolis						
12/02	BUFFALO						
12/09	NEW ENGLAND						
12/16	at Minnesota						
12/23	JACKSONVILLE						
12/30	at Buffalo						
2018 TOTALS		5/3	6	72	12.0	19	1



8

BROCK OSWEILER

QUARTERBACK // 6-7 // 240 // ARIZONA STATE '12

ACQUIRED: UFA, '18 (DEN.)

HOMETOWN: KALISPELL, MONT. // BORN: 11/22/90

NFL: SEVENTH SEASON // DOLPHINS: FIRST SEASON

NFL CAREER

TRANSACTIONS:

- Signed by Miami as an unrestricted free agent from Denver on March 23, 2018.
- Signed by Denver on Sept. 2, 2017.
- Released by Cleveland on Sept. 2, 2017.
- Traded from Houston to Cleveland on March 9, 2017.
- Signed by Houston as an unrestricted free agent from Denver on March 10, 2016.
- 2nd-round pick (57th overall) by Denver in the 2012 NFL draft.

CAREER HONORS:

- AFC Offensive Player of the Week (at Chicago, 11/22/15).

CAREER HIGHLIGHTS:

- Played in 47 career games with 29 starts.
- Completed 674-of-1,128 passes (59.8 pct.) for 7,205 yards and 37 TDs for a QB rating of 78.3.
- 91 carries for 266 yards (2.9 avg.) and 4 TDs.

2018 (MIAMI):

- Played in 5 games with 4 starts.
- Dressed but did not play in 4 games.
- Completed 90-of-141 passes (63.8 pct.) for 1,034 yards and 6 TDs for a QB rating of 91.1.
- 7 carries for 21 yards (3.0 avg.).

AT NEW ENGLAND (9/30): Completed 4-of-5 passes (80.0 pct.) for 35 yards and 1 TD for a QB rating of 135.4; 1 carry for 7 yards (7.0 avg.).

- Found RB Frank Gore for a 6-yard TD pass with 2:42 remaining in the game.
- Made Dolphins debut.

VS. CHICAGO (10/14): Completed 28-of-44 passes (63.6 pct.) for 380 yards and 3 TDs for a QB rating of 94.9; 2 carries for 8 yards (4.0 avg.).

- Hit TE Nick O'Leary for a 5-yard TD pass in the 1st quarter.
- Connected with WR Albert Wilson on a 43-yard TD pass to tie the game at 21 with 9:08 remaining in the 4th quarter.
- Found WR Albert Wilson again for a 75-yard TD pass to tie the game at 28 with 3:01 remaining in the 4th quarter.
- Completed 7-of-9 passes (77.8 pct.) for 157 yards and 2 TDs in the 4th quarter for a perfect QB

rating of 158.3. It was the 7th time since 1991 a Dolphins QB had a perfect rating in the 4th quarter and the 1st since QB Ryan Tannehill did so at New England (10/18/15).

VS. DETROIT (10/21): Completed 22-of-31 passes (71.0 pct.) for 239 yards and 2 TDs for a QB rating of 114.9; 1 carry for 2 yards (2.0 avg.).

2017 (DENVER/CLEVELAND):

- Played in 6 games with 4 starts.
- Inactive for 1 game.
- Dressed but did not play 9 games.
- Completed 96-of-172 passes (55.8 pct.) for 1,088 yards and 5 TDs for a QB rating of 72.5.
- 14 carries for 64 yards (4.6 avg.) and 1 TD.
- Signed by Denver on Sept. 2.
- Released by Cleveland on Sept. 2 after spending training camp and the offseason with the Browns.

AT PHILADELPHIA (11/5): 19-of-38 passing (50.0 pct.) for 208 yards and 1 TD.

- Made his 1st start in his 2nd stint with the Broncos.

VS. NEW ENGLAND (11/12): 18-of-33 passing (54.5 pct.) for 221 yards and 1 TD; 1 carry for -1 yard.

AT INDIANAPOLIS (12/14): 12-of-17 passing (70.6 pct.) for 194 yards and 2 TDs; 4 carries for 15 yards (3.8 avg.) and 1 TD.

- Became the 1st player in team history to pass for 2+ TDs and rush for another in relief.
- Threw 2 2nd-half TD passes to overcome a halftime deficit and lead Denver to victory.

2016 (HOUSTON):

- Played in 15 games with 14 starts.
- Dressed but did not play 1 game.
- Completed 301-of-510 passes (59.0 pct.) for 2,957 yards and 15 TDs for a QB rating of 72.2.
- 30 carries for 131 yards (4.4 avg.) and 2 TDs.
- 1 reception for -14 yards.

VS. CHICAGO (9/11): 22-of-35 passing (62.9 pct.) for 231 yards and 2 TDs; 4 carries for 14 yards (3.5 avg.).

- Led Houston to victory in his 1st start with the team.
- Hit WR Will Fuller for an 18-yard TD with 12:44 remaining to take the lead.

VS. INDIANAPOLIS (10/16): 25-of-39 passing (64.1 pct.) for 269 yards and 2 TDs; 2 carries for -4 yards (-2.0 avg.).

- Threw 2 TD passes in the final 3 minutes to tie

the game, one the Texans ended up winning in overtime.

- Completed a 26-yard TD pass to TE C.J. Fiedorowicz with 49 seconds left to send the game to overtime.
- Tossed a 10-yard TD pass to RB Lamar Miller to make it a 1-score game with 2:37 remaining.

AT GREEN BAY (12/4): 22-of-35 passing (62.9 pct.) for 202 yards and 2 TDs; 3 carries for 20 yards (6.7 avg.).

POSTSEASON:

AFC WILD CARD VS. OAKLAND (1/7): 14-of-25 passing (56.0 pct.) for 168 yards and 1 TD; 6 carries for 15 yards (2.5 avg.) and 1 TD.

- Started and won the 1st playoff game of his career.

AFC DIVISIONAL AT NEW ENGLAND (1/14): 23-of-40 passing (57.5 pct.) for 197 yards and 1 TD; 1 carry for 18 yards.

2015 (DENVER):

- Played in 8 games with 7 starts.
- Dressed but did not play 8 games.
- Completed 170-of-275 passes (61.8 pct.) for 1,967 yards and 10 TDs for a QB rating of 86.4.
- 21 carries for 61 yards (2.9 avg.) and 1 TD.
- Went 5-2 as the starting quarterback in the team's final 7 games of the regular season.

AT CHICAGO (11/22): 20-of-27 passing (74.1 pct.) for 250 yards and 2 TDs; 2 carries for 4 yards (2.0 avg.).

- Made his 1st career start on his 25th birthday.
- Hit WR Cody Latimer for a 10-yard TD to extend Denver's lead to 8 points with 11:42 to play.
- His 127.1 passer rating was the 2nd-best in Broncos history by a QB making his 1st start.

VS. NEW ENGLAND (11/29): 23-of-42 passing (54.8 pct.) for 270 yards and 1 TD; 2 carries for 4 yards (2.0 avg.).

- Threw a 4-yard TD pass to WR Andre Caldwell with 1:09 left to take the lead.
- Led a game-winning drive in overtime capped off by a 48-yard TD run by RB C.J. Anderson.

AT PITTSBURGH (12/20): 21-of-44 passing (47.7 pct.) for 296 yards and 3 TDs; 5 carries for 19 yards (3.8 avg.) and 1 TD.

- Became just the 3rd Broncos QB to pass for 3+ TDs and rush for 1+ TD in the same game (QB John Elway and QB Peyton Manning).
- Was the 1st NFL QB to pass for 3+ TDs and rush for 1+ TD since 2013 (Manning).

POSTSEASON:

AFC DIVISIONAL VS. PITTSBURGH (1/17): Dressed but did not play.

AFC CHAMPIONSHIP VS. NEW ENGLAND (1/24): Dressed but did not play.

SUPER BOWL 50 VS. CAROLINA (2/7): Dressed but did not play.

HONORS:

- AFC Offensive Player of the Week (at Chicago, 11/22).

2014 (DENVER):

- Played in 4 games.
- Dressed but did not play 12 games.

- Completed 4-of-10 passes (40.0 pct.) for 52 yards and 1 TD.
- 8 carries for 0 yards (0.0 avg.).

VS. OAKLAND (12/28): 2-of-2 passing (100.0 pct.) for 39 yards and 1 TD; 1 rush for -1 yard.

- Threw a 1-yard TD pass to TE Virgil Green for the 1st TD pass of his career.

POSTSEASON:

AFC DIVISIONAL VS. INDIANAPOLIS (1/11): Dressed but did not play.

2013 (DENVER):

- Played in 4 games.
- Dressed but did not play 12 games.
- Completed 11-of-16 passes (68.8 pct.) for 95 yards.
- 3 carries for 2 yards (0.7 avg.).

POSTSEASON:

AFC DIVISIONAL VS. SAN DIEGO (1/12): Dressed but did not play.

AFC CHAMPIONSHIP VS. NEW ENGLAND (1/19): Dressed but did not play.

SUPER BOWL XLVIII VS. SEATTLE (2/2): Dressed but did not play.

2012 (DENVER):

- Played in 5 games.
- Dressed but did not play 11 games.
- Completed 2-of-4 passes (50.0 pct.) for 12 yards.
- 8 carries for -13 yards (-1.6 avg.).

VS. OAKLAND (9/30): 1 carry for -1 yard.

- Made his NFL debut.

VS. KANSAS CITY (12/30): 2-of-4 passing (50.0 pct.) for 12 yards; 3 carries for -6 yards (-2.0 avg.).

- Completed his 1st NFL pass to WR Matt Willis for a 5-yard gain in the 4th quarter.

POSTSEASON:

AFC DIVISIONAL VS. BALTIMORE (1/12): Dressed but did not play.

BEFORE THE NFL

COLLEGE (ARIZONA STATE):

- 3-year letterman (2009-11) and 1-year starter.

CAREER: Played in 25 games with 15 starts; 372-of-620 passing (60.0 pct.) for 5,082 yards and 33 TDs; 137 carries for 221 yards (1.6 avg.) and 4 TDs.

- Posted 7 career 300-yard games.

JUNIOR (2011): Started all 13 games; 326-of-516 passing (63.2 pct.) for 4,036 yards and 26 TDs; 83 carries for 90 yards (1.1 avg.) and 3 TDs

- Became 1st quarterback in school history to pass for 4,000 yards in a season.
- Set single-season school records for passing yards (4,036), completions (326), attempts (516) and completion percentage (63.2 pct.).
- His 26 passing TDs were 4th-most in school history.

SOPHOMORE (2010): Played in 6 games with 1 start; 22-of-49 completions (56.9 pct.) for 797 yards and 5 TDs; 38 carries for 124 yards (3.3 avg.) and 1 TD.

TRUE FRESHMAN (2009): Played in 6 games with 1 start; 24-of-55 passing (43.6 pct.) for 249 yards and 2 TDs; 16 carries for 7 yards (0.4 avg.).

- Became the 1st true freshman to start a game at

quarterback for the school since 1993 (QB Jake Plummer).

HIGH SCHOOL (FLATHEAD HS – KALISPELL, MONT.)

- Also played basketball and committed to Gonzaga as a sophomore before turning his focus solely to football.
- Averaged 24.9 points, 14.5 rebounds, 2.5 assists, 2.3 steals and 1.8 blocks a game on the basketball court as a junior in 2007-08.

SENIOR (2008): 189-of-303 passing (62.4 pct.) for 2,703 yards and 29 TDs; 162 carries for 700 yards (4.3 avg.) and 13 TDs.

- Gatorade HS Player of the Year for Montana.

- Led the state in completions (303) and passing yards (2,703).
- His 303 pass attempts and 29 passing TDs were 2nd in the state.

OFF THE FIELD

COMMUNITY:

- Selected as 1 of the NFLPA's Community MVPs in 2014 for his work with Rocky Mountain Hospital for Children.

PERSONAL:

- Married to Erin and has 1 daughter, Blake.
- **MAJOR:** Interdisciplinary studies.

BROCK OSWEILER'S NFL REGULAR SEASON STATS

YEAR	TEAM	GP	GS	ATT	CMP	PCT	YDS	Y/A	TD	INT	LG	SK/YDS	RATE
2012	DENVER	5	0	4	2	50.0	12	3.0	0	0	7	0/0	56.3
2013	DENVER	4	0	16	11	68.8	95	5.9	0	0	19	2/8	84.1
2014	DENVER	4	0	10	4	40.0	52	5.2	1	0	38	0/0	90.4
2015	DENVER	8	7	275	170	61.8	1967	7.2	10	6	72t	23/151	86.4
2016	HOUSTON	15	14	510	301	59.0	2957	5.8	15	16	53	27/206	72.2
2017	DENVER	6	4	172	96	55.8	1088	6.3	5	5	54t	10/64	72.5
2018	MIAMI	5	4	141	90	63.8	1034	7.3	6	3	75t	10/74	91.1
NFL TOTALS		47	29	1128	674	59.8	7205	6.4	37	30	75t	72/503	78.3

BROCK OSWEILER'S NFL REGULAR SEASON RUSHING/RECEIVING STATS

YEAR	TEAM	GP	GS	RUSHING					RECEIVING				
				ATT	YDS	AVG	LG	TD	REC	YDS	AVG	LG	TD
2012	DENVER	5	0	8	-13	-1.6	-1	0	0	0	0.0	-	0
2013	DENVER	4	0	3	2	0.7	4	0	0	0	0.0	-	0
2014	DENVER	4	0	8	0	0.0	4	0	0	0	0.0	-	0
2015	DENVER	8	7	21	61	2.9	8	1	0	0	0.0	-	0
2016	HOUSTON	15	14	30	131	4.4	21	2	1	-14	-14.0	-6	0
2017	DENVER	6	4	14	64	4.6	18t	1	0	0	0.0	-	0
2018	MIAMI	5	4	7	21	3.0	7	0	0	0	0.0	-	0
NFL TOTALS		47	29	91	266	2.9	21	4	1	-14.0	-14.0	-6	0

BROCK OSWEILER'S NFL PLAYOFF STATS

YEAR	TEAM	GP	GS	ATT	CMP	PCT	YDS	Y/A	TD	INT	LG	SK/YDS	RATE
2016	HOUSTON	2	2	65	37	56.9	365	5.6	2	3	38	3/17	63.9
NFL TOTALS		2	2	65	37	56.9	365	5.6	2	3	38	3/17	63.9

BROCK OSWEILER'S NFL PLAYOFF RUSHING/RECEIVING STATS

YEAR	TEAM	GP	GS	RUSHING					RECEIVING				
				ATT	YDS	AVG	LG	TD	REC	YDS	AVG	LG	TD
2016	HOUSTON	2	2	7	33	4.7	18	1	0	0	0.0	-	0
NFL TOTALS		2	2	7	33	4.7	18	1	0	0	0.0	-	0

ADDITIONAL STATS

Career Regular Season Record As A Starter: (Denver) 5-2 in 2015, (Houston) 8-6 in 2016, (Denver) 0-4 in 2017, (Miami) 2-2 in 2018 for total of 15-14.

Career Playoff Record As A Starter: (Houston) 1-1 in 2016.

SINGLE-GAME CAREER HIGHS

Pass Attempts:	51	vs. Oakland, 12/13/15
Completions:	35	vs. Oakland, 12/13/15
Passing Yards:	380	vs. Chicago, 10/14/18
TD Passes:	3	twice, last: vs. Chicago, 10/14/18
Longest Pass:	75t	vs. Chicago, 10/14/18
Completion Pct.:	74.1	at Chicago, 11/22/15
Passer Rating:	147.7	at Indianapolis, 12/14/17
Rush Attempts:	6	vs. Oakland, 1/7/17*
Rushing Yards:	27	at Washington, 12/24/17
Longest Run:	21	vs. San Diego, 11/27/16
Rushing TDs:	1	5 times, last: at Indianapolis, 12/14/17

* AFC Wild Card game

OSWEILER'S 4TH QUARTER COMEBACK VICTORIES (5)

DATE	OPP	4Q DEFICIT	4Q STATS	FINAL SCORE
1. 11/29/15	vs. NE	7-21	16-7-131-1-0	30-24
2. 12/28/15	vs. Cin.	10-14	9-7-92-0-0	20-17
3. 9/11/16	vs. Chi.	13-14	7-3-65-1-0	23-14
4. 10/16/16	vs. Ind.	9-23	15-12-135-2-0	26-23
5. 10/14/18	vs. Chi.	13-21	14-11-192-3-0	31-28*

* Overtime game

300-YARD PASSING GAMES (2)

DATE	OPP	ATT	CMP	PCT	YDS	TD	INT	LG	RATE
12/13/15	vs. Oak.	51	35	68.6	308	0	0	32	84.4
10/14/18	vs. Chi.	44	28	63.6	380	3	2	75t	94.9

2012 GAME-BY-GAME STATS (DENVER)

DATE	OPPONENT	P/S	ATT	CMP	PCT	YDS	TD	INT	LG	SK/YDS
09/09	PITTSBURGH					DID NOT PLAY				
09/17	at Atlanta					DID NOT PLAY				
09/23	HOUSTON					DID NOT PLAY				
09/30	OAKLAND	1/0	0	0	0.0	0	0	0	-	0/0
10/07	at New England					DID NOT PLAY				
10/15	at San Diego					DID NOT PLAY				
10/28	NEW ORLEANS	1/0	0	0	0.0	0	0	0	-	0/0
11/04	at Cincinnati					DID NOT PLAY				
11/11	at Carolina					DID NOT PLAY				
11/18	SAN DIEGO					DID NOT PLAY				
11/25	at Kansas City					DID NOT PLAY				
12/02	TAMPA BAY					DID NOT PLAY				
12/06	at Oakland					DID NOT PLAY				
12/16	at Baltimore	1/0	0	0	0.0	0	0	0	-	0/0
12/23	CLEVELAND	1/0	0	0	0.0	0	0	0	-	0/0
12/30	KANSAS CITY	1/0	4	2	50.0	12	0	0	7	0/0
2012 TOTALS		5/0	4	2	50.0	12	0	0	7	0/0

DATE	OPPONENT	P/S	ATT	CMP	PCT	YDS	TD	INT	LG	SK/YDS
01/12	BALTIMORE*					DID NOT PLAY				

* AFC Divisional game

2013 GAME-BY-GAME STATS (DENVER)

DATE	OPPONENT	P/S	ATT	CMP	PCT	YDS	TD	INT	LG	SK/YDS
09/05	BALTIMORE					DID NOT PLAY				
09/15	at N.Y. Giants					DID NOT PLAY				
09/23	OAKLAND					DID NOT PLAY				
09/29	PHILADELPHIA	1/0	3	2	66.7	10	0	0	5	0/0
10/06	at Dallas					DID NOT PLAY				
10/13	JACKSONVILLE					DID NOT PLAY				
10/20	at Indianapolis					DID NOT PLAY				
10/27	WASHINGTON					DID NOT PLAY				
11/10	at San Diego					DID NOT PLAY				
11/17	KANSAS CITY					DID NOT PLAY				
11/24	at New England	1/0	0	0	0.0	0	0	0	-	0/0
12/01	at Kansas City					DID NOT PLAY				
12/08	TENNESSEE					DID NOT PLAY				
12/12	SAN DIEGO					DID NOT PLAY				
12/22	at Houston	1/0	0	0	0.0	0	0	0	-	0/0
12/29	at Oakland	1/0	13	9	69.2	85	0	0	19	2/8
2013 TOTALS		4/0	16	11	68.8	95	0	0	19	2/8

DATE	OPPONENT	P/S	ATT	CMP	PCT	YDS	TD	INT	LG	SK/YDS
01/12	SAN DIEGO*					DID NOT PLAY				
01/19	NEW ENGLAND**					DID NOT PLAY				
02/02	vs. Seattle***					DID NOT PLAY				

PLAYOFF TOTALS

0/0	0	0	0.0	0	0	0	0	-	0/0
------------	----------	----------	------------	----------	----------	----------	----------	----------	------------

* AFC Divisional game

** AFC Championship

*** Super Bowl XLVIII

2014 GAME-BY-GAME STATS (DENVER)

DATE	OPPONENT	P/S	ATT	CMP	PCT	YDS	TD	INT	LG	SK/YDS
09/07	INDIANAPOLIS									
09/14	KANSAS CITY									
09/21	at Seattle									
10/05	ARIZONA									
10/12	at N.Y. Jets									
10/19	SAN FRANCISCO	1/0	1	0	0.0	0	0	0	-	0/0
10/23	SAN DIEGO									
11/02	at New England									
11/09	at Oakland	1/0	5	2	40.0	13	0	0	9	0/0
11/16	at St. Louis									
11/23	MIAMI									
11/30	at Kansas City									
12/07	BUFFALO									
12/14	at San Diego	1/0	2	0	0.0	0	0	0	-	0/0
12/22	at Cincinnati									
12/28	OAKLAND	1/0	2	2	100.0	39	1	0	38	0/0
2014 TOTALS		4/0	10	4	40.0	52	1	0	-	0/0
DATE	OPPONENT	P/S	ATT	CMP	PCT	YDS	TD	INT	LG	SK/YDS
01/11	INDIANAPOLIS*									

* AFC Divisional game

2015 GAME-BY-GAME STATS (DENVER)

DATE	OPPONENT	P/S	ATT	CMP	PCT	YDS	TD	INT	LG	SK/YDS
09/12	BALTIMORE									
09/17	at Kansas City									
09/27	at Detroit									
10/04	MINNESOTA									
10/11	at Oakland									
10/18	at Cleveland									
11/01	GREEN BAY									
11/08	at Indianapolis									
11/15	KANSAS CITY	1/0	24	14	58.3	146	1	1	17	3/20
11/22	at Chicago	1/1	27	20	74.1	250	2	0	48t	5/31
11/29	NEW ENGLAND	1/1	42	23	54.8	270	1	1	39	3/16
12/06	at San Diego	1/1	26	16	61.5	166	1	1	22	1/7
12/13	OAKLAND	1/1	51	35	68.6	308	0	0	32	5/32
12/20	at Pittsburgh	1/1	44	21	47.7	296	3	1	61t	2/15
12/28	CINCINNATI	1/1	39	27	69.2	299	1	0	35	3/22
01/03	SAN DIEGO	1/1	22	14	63.6	232	1	2	72t	1/8
2015 TOTALS		8/7	275	170	61.8	1967	10	6	72t	23/151
DATE	OPPONENT	P/S	ATT	CMP	PCT	YDS	TD	INT	LG	SK/YDS
01/17	PITTSBURGH*									
01/24	NEW ENGLAND**									
02/07	vs. Carolina***									
PLAYOFF TOTALS		0/0	0	0	0.0	0	0	0	-	0/0

* AFC Divisional game

** AFC Championship

*** Super Bowl 50

2016 GAME-BY-GAME STATS (HOUSTON)

DATE	OPPONENT	P/S	ATT	CMP	PCT	YDS	TD	INT	LG	SK/YDS
09/11	CHICAGO	1/1	35	22	62.9	231	2	1	35	2/16
09/18	KANSAS CITY	1/1	33	19	57.6	268	1	2	53	2/14
09/22	at New England	1/1	41	24	58.5	196	0	1	18	2/21
10/02	TENNESSEE	1/1	37	25	67.6	254	2	2	45	1/10
10/09	at Minnesota	1/1	42	19	45.2	184	1	1	25	4/29
10/16	INDIANAPOLIS	1/1	39	25	64.1	269	2	1	36	1/13
10/24	at Denver	1/1	41	22	53.7	131	0	0	13	1/0
10/30	DETROIT	1/1	29	20	69.0	186	1	1	23	3/22
11/13	at Jacksonville	1/1	27	14	51.9	99	2	0	16	1/7
11/21	at Oakland	1/1	39	26	66.7	243	1	1	24	2/13
11/27	SAN DIEGO	1/1	37	22	59.5	246	0	3	33	1/7
12/04	at Green Bay	1/1	35	22	62.9	202	2	0	44t	2/18
12/11	at Indianapolis	1/1	24	14	58.3	147	0	1	22	2/16
12/18	JACKSONVILLE	1/1	11	6	54.5	48	0	2	16	0/0
12/25	at Kansas City									
01/01	at Tennessee	1/0	40	21	52.5	253	1	0	51	3/20
2016 TOTALS		15/14	510	301	59.0	2957	15	16	53	27/206
DATE	OPPONENT	P/S	ATT	CMP	PCT	YDS	TD	INT	LG	SK/YDS
01/07	OAKLAND*	1/1	25	14	56.0	168	1	0	38	0/0
01/14	at New England**	1/1	40	23	57.5	197	1	3	19	3/17
PLAYOFF TOTALS		2/2	65	37	56.9	365	2	3	38	3/17

*AFC Wild Card game


**AFC Divisional game

2017 GAME-BY-GAME STATS (DENVER)

DATE	OPPONENT	P/S	ATT	CMP	PCT	YDS	TD	INT	LG	SK/YDS
09/11	L.A. CHARGERS									
09/17	DALLAS									
09/24	at Buffalo									
10/01	OAKLAND									
10/15	N.Y. GIANTS	1/0	4	2	50.0	18	0	0	9	0/0
10/22	at L.A. Chargers									
10/30	at Kansas City									
11/05	at Philadelphia	1/1	38	19	50.0	208	1	2	32	3/17
11/12	NEW ENGLAND	1/1	33	18	54.5	221	1	1	38	0/0
11/19	CINCINNATI	1/1	42	23	54.8	254	1	1	21	3/25
11/26	at Oakland									
12/03	at Miami									
12/10	N.Y. JETS									
12/14	at Indianapolis	1/0	17	12	70.6	194	2	0	54t	0/0
12/24	at Washington	1/1	38	22	57.9	193	0	1	24	4/22
12/31	KANSAS CITY									
2017 TOTALS		6/4	172	96	55.8	1088	5	5	54t	10/64

2018 GAME-BY-GAME STATS (MIAMI)

DATE	OPPONENT	P/S	ATT	CMP	PCT	YDS	TD	INT	LG	SK/YDS
09/09	TENNESSEE									
09/16	at N.Y. Jets									
09/23	OAKLAND									
09/30	at New England	1/0	5	4	80.0	35	1	0	11	0/0
10/07	at Cincinnati									
10/14	CHICAGO	1/1	44	28	63.6	380	3	2	75t	0/0
10/21	DETROIT	1/1	31	22	71.0	239	2	0	27	4/24
10/25	at Houston	1/1	37	21	56.8	241	0	1	46	2/15
11/04	N.Y. JETS	1/1	24	15	62.5	139	0	0	26	4/35
11/11	at Green Bay									
11/25	at Indianapolis									
12/02	BUFFALO									
12/09	NEW ENGLAND									
12/16	at Minnesota									
12/23	JACKSONVILLE									
12/30	at Buffalo									
2018 TOTALS		5/4	141	90	63.8	1034	6	3	75t	10/74



11

DeVANTE PARKER

WIDE RECEIVER // 6-3 // 216 // LOUISVILLE '15
 ACQUIRED: D1, '15
 HOMETOWN: LOUISVILLE, KY. // BORN: 1/20/93
 NFL: FOURTH SEASON // DOLPHINS: FOURTH SEASON

NFL CAREER

TRANSACTIONS:

- 1st-round pick (14th overall) by Miami in the 2015 NFL draft.

CAREER HIGHLIGHTS:

- Played in 46 career games with 27 starts.
- 148 receptions for 2,090 yards (14.1 avg.) and 8 TDs.
- Averaged 19.0 yards per catch with 26 receptions for 494 yards in his rookie season of 2015. His 19.0 average was the highest by a Dolphins rookie in team history:

HIGHEST RECEIVING AVERAGE (DOLPHINS ROOKIES)

PLAYER	YEAR	REC	YDS	AVG
1. DEVANTE PARKER	2015	26	494	19.0
2. Chris Chambers	2001	48	883	18.4
3. Ferrell Edmunds	1988	33	575	17.4
4. Nat Moore	1974	37	605	16.4
5. Brian Hartline	2009	31	506	16.3

- His 19.0 receiving average in 2015 was the highest among rookies in the NFL that season (min. 25 receptions):

NFL RECEIVING AVERAGE LEADERS (2015 ROOKIES)

PLAYER	TEAM	REC	YDS	AVG
1. DEVANTE PARKER	MIAMI	26	494	19.0
2. Dorial Green-Beckham	Tennessee	32	549	17.2
3. Devin Funchess	Carolina	31	473	15.3
4. Amari Cooper	Oakland	72	1,070	14.9
5. Stefon Diggs	Minnesota	52	720	13.9

2018 (MIAMI):

- Played in 4 games with 3 starts.
- Inactive for 5 games.
- 9 receptions for 182 yards (20.2 avg.).

VS. OAKLAND (9/23): 2 receptions for 40 yards (20.0 avg.).

AT HOUSTON (10/25): 6 receptions for 134 yards (22.3 avg.).

VS. N.Y. JETS (11/4): 1 reception for 8 yards (8.0 avg.).

2017 (MIAMI):

- Played in 13 games with 12 starts.
- Inactive for 3 games.
- 57 receptions for 670 yards (11.8 avg.) and 1 TD.
- 1 miscellaneous tackle.

AT N.Y. JETS (9/24): 8 receptions for 76 yards (9.5 avg.) and 1 TD.

- Caught a 3-yard TD pass from QB Jay Cutler in the 4th quarter.

VS. NEW ORLEANS IN LONDON (10/1): 6 receptions for 69 yards (11.5 avg.).

- Recorded his 100th career reception.

AT BUFFALO (12/17): 6 receptions for 89 yards (14.8 avg.).

2016 (MIAMI):

- Played in 15 games with 8 starts.
- Inactive 1 game.
- 56 receptions for 744 yards (13.3 avg.) and 4 TDs.
- 2 miscellaneous tackles.

AT NEW ENGLAND (9/18): 8 receptions for 106 yards (13.3 avg.).

- All 8 receptions and 106 yards came in the 2nd half.

AT L.A. RAMS (11/20): 8 receptions for 79 yards (9.9 avg.) and 1 TD.

- Caught a 9-yard TD with 36 seconds left to win the game.

AT BUFFALO (12/24): 4 receptions for 85 yards (21.3 avg.) and 1 TD.

- Caught a 56-yard TD from QB Matt Moore on Miami's 1st possession of the 2nd half.

POSTSEASON:

AFC WILD CARD AT PITTSBURGH (1/8): 4 receptions for 55 yards (13.8 avg.).

2015 (MIAMI):

- Played in 14 games with 4 starts.
- Inactive for 1 game.
- Dressed but did not play 1 game.
- 26 receptions for 494 yards (19.0 avg.) and 3 TDs.
- 1 miscellaneous tackle.
- His 19.0 yards per catch average was the highest by a Dolphins rookie in team history.
- His 19.0 receiving average was the highest among NFL rookies in 2015.

AT WASHINGTON (9/13): Played but did not record any stats.

- Made his Dolphins debut.

AT N.Y. JETS (11/29): 4 receptions for 80 yards (20.0 avg.) and 1 TD.

- Caught a 33-yard TD pass from QB Ryan Tannehill for the 1st TD of his career.

VS. NEW ENGLAND (1/3): 5 receptions for 106

yards (21.2 avg.) and 1 TD.

- Became the 1st Dolphins rookie wide receiver to top 100 yards in a game since 2001 (Chris Chambers).

BEFORE THE NFL

COLLEGE (LOUISVILLE):

- 4-year letterman (2011-14) and 2-year starter.

CAREER: Played in 42 games with 18 starts; 156 receptions for 2,775 yards (17.8 avg.) and 33 TDs.

- Had 10 career 100-yard games.

SENIOR (2014): Started 6 games; 43 receptions for 855 yards (19.9 avg.) and 5 TDs.

- 2nd-team All-ACC.

JUNIOR (2013): Started 12 games; 55 receptions for 885 yards (16.1 avg.) and 12 TDs.

- His 12 TD receptions tied the school record.

SOPHOMORE (2012): Played in all 13 games; 40 receptions for 744 yards (18.6 avg.) and 10 TDs.

- Finished the season with 6 straight games with a TD.

TRUE FRESHMAN (2011): Played in 11 games; 18

receptions for 291 yards (16.2 avg.) and 6 TDs.

- His 6 TD receptions led the team.

HIGH SCHOOL (BALLARD HS – LOUISVILLE, KY.)

SENIOR (2010): 68 receptions for 1,793 yards (26.4 avg.) and 19 TDs.

- 1st-team all-state.
- Co-winner of the Paul Hornung Award as the state's top player.

JUNIOR (2009):

- 1st-team all-state.

OFF THE FIELD

COMMUNITY:

- Helped distribute Thanksgiving meals to local South Florida families in November 2016.

PERSONAL:

- Father, Anthony Shelman, played running back at Louisville (1991-94).
- **MAJOR:** Communications.

DeVANTE PARKER'S NFL REGULAR SEASON STATS

YEAR	TEAM	GP	GS	RECEIVING					RUSHING				
				REC	YDS	AVG	LG	TD	ATT	YDS	AVG	LG	TD
2015	MIAMI	14	4	26	494	19.0	49	3	0	0	0.0	0	0
2016	MIAMI	15	8	56	744	13.3	56t	4	0	0	0.0	0	0
2017	MIAMI	13	12	57	670	11.8	36	1	0	0	0.0	0	0
2018	MIAMI	4	3	9	182	20.2	46	0	0	0	0.0	0	0
NFL TOTALS		46	27	148	2090	14.1	56t	8	0	0	0.0	0	0

DeVANTE PARKER'S NFL PLAYOFF STATS

YEAR	TEAM	GP	GS	RECEIVING					RUSHING				
				REC	YDS	AVG	LG	TD	ATT	YDS	AVG	LG	TD
2016	MIAMI	1	0	4	55	13.8	37	0	0	0	0.0	0	0
PLAYOFF TOTALS		1	0	4	55	13.8	37	0	0	0	0.0	0	0

ADDITIONAL STATS

Miscellaneous Tackles: 1 in 2015, 2 in 2016 and 1 in 2017 for total of 4.

SINGLE-GAME CAREER HIGHS

Receptions: 8 3 times, last: at N.Y. Jets, 9/24/17

Receiving Yards: 106 twice, last: at New England, 9/18/16

Longest Rec.: 56 twice, last: at Buffalo, 12/24/16

TD Receptions: 1 8 times, last: at N.Y. Jets, 9/24/17

100-YARD RECEIVING GAMES (3)

DATE	OPPONENT	REC	YDS	AVG	LG	TD
1/3/16	NEW ENGLAND	5	106	21.2	46	1
9/18/16	at New England	8	106	13.3	28	0
11/13/16	at San Diego	5	103	20.6	56	0

2015 GAME-BY-GAME STATS (MIAMI)

DATE	OPPONENT	P/S	REC	YDS	AVG	LG	TD	
09/13	at Washington	1/0	0	0	0.0	-	0	
09/20	at Jacksonville	1/0	1	3	3.0	3	0	
09/27	BUFFALO	1/0	3	46	15.3	19	0	
10/04	N.Y. JETS	1/0	0	0	0.0	-	0	
10/18	at Tennessee	1/0	0	0	0.0	-	0	
10/25	HOUSTON	1/0	0	0	0.0	-	0	
10/29	at New England	1/0	0	0	0.0	-	0	
11/08	at Buffalo		INACTIVE					
11/15	at Philadelphia		DID NOT PLAY					
11/22	DALLAS	1/0	0	0	0.0	-	0	
11/29	at N.Y. Jets	1/0	4	80	20.0	33t	1	
12/06	BALTIMORE	1/1	3	63	21.0	38t	1	
12/14	N.Y. GIANTS	1/1	2	16	8.0	14	0	
12/20	at San Diego	1/0	4	87	21.8	35	0	
12/27	INDIANAPOLIS	1/1	4	93	23.3	49	0	
01/03	NEW ENGLAND	1/1	5	106	21.2	46	1	
2015 TOTALS		14/4	26	494	19.0	49	3	

2016 GAME-BY-GAME STATS (MIAMI)

DATE	OPPONENT	P/S	REC	YDS	AVG	LG	TD
09/11	at Seattle		INACTIVE				
09/18	at New England	1/1	8	106	13.3	28	0
09/25	CLEVELAND	1/1	3	51	17.0	26	1
09/29	at Cincinnati	1/1	2	20	10.0	15	0
10/09	TENNESSEE	1/0	2	70	35.0	50	0
10/16	PITTSBURGH	1/0	5	28	5.6	11	0
10/23	BUFFALO	1/0	3	20	6.7	9	0
11/06	N.Y. JETS	1/0	2	8	4.0	4	0
11/13	at San Diego	1/1	5	103	20.6	56	0
11/20	at L.A. Rams	1/1	8	79	9.9	15	1
11/27	SAN FRANCISCO	1/0	3	64	21.3	46	0
12/04	at Baltimore	1/1	3	34	11.3	17	1
12/11	ARIZONA	1/1	2	14	7.0	11	0
12/17	at N.Y. Jets	1/0	1	17	17.0	17	0
12/24	at Buffalo	1/0	4	85	21.3	56	1
01/01	NEW ENGLAND	1/1	5	45	9.0	18	0
2016 TOTALS		15/8	56	744	13.3	56	4

DATE	OPPONENT	P/S	REC	YDS	AVG	LG	TD
01/08	at Pittsburgh*	1/0	4	55	13.8	37	0

* AFC Wild Card game

2017 GAME-BY-GAME STATS (MIAMI)

DATE	OPPONENT	P/S	REC	YDS	AVG	LG	TD
09/17	at L.A. Chargers	1/1	4	85	21.3	31	0
09/24	at N.Y. Jets	1/1	8	76	9.5	26	1
10/01	NEW ORLEANS	1/1	6	69	11.5	21	0
10/08	TENNESSEE	1/1	1	6	6.0	6	0
10/15	at Atlanta		INACTIVE				
10/22	N.Y. JETS		INACTIVE				
10/26	at Baltimore		INACTIVE				
11/05	OAKLAND	1/0	5	76	15.2	26	0
11/13	at Carolina	1/1	6	66	11.0	24	0
11/19	TAMPA BAY	1/1	4	26	6.5	17	0
11/26	at New England	1/1	1	5	5.0	5	0
12/03	DENVER	1/1	1	5	5.0	5	0
12/11	NEW ENGLAND	1/1	4	40	10.0	15	0
12/17	at Buffalo	1/1	6	89	14.8	36	0
12/24	at Kansas City	1/1	5	63	12.6	34	0
12/31	BUFFALO	1/1	6	64	10.7	24	0
2017 TOTALS		13/12	57	670	11.8	36	1

2018 GAME-BY-GAME STATS (MIAMI)

DATE	OPPONENT	P/S	REC	YDS	AVG	LG	TD
09/09	TENNESSEE		INACTIVE				
09/16	at N.Y. Jets		INACTIVE				
09/23	OAKLAND	1/1	2	40	20.0	36	0
09/30	at New England		INACTIVE				
10/07	at Cincinnati		INACTIVE				
10/14	CHICAGO	1/0	0	0	0.0	-	0
10/21	DETROIT		INACTIVE				
10/25	at Houston	1/1	6	134	22.3	46	0
11/04	N.Y. JETS	1/1	1	8	8.0	8	0
11/11	at Green Bay						
11/25	at Indianapolis						
12/02	BUFFALO						
12/09	NEW ENGLAND						
12/16	at Minnesota						
12/23	JACKSONVILLE						
12/30	at Buffalo						
2018 TOTALS		4/3	9	182	20.2	46	0



34

SENRORISE PERRY

RUNNING BACK // 6-0 // 210 // LOUISVILLE '14

ACQUIRED: FA, '16

HOMETOWN: SUMMERVILLE, GA. // BORN: 9/19/91

NFL: FOURTH SEASON // DOLPHINS: SECOND SEASON

NFL CAREER

TRANSACTIONS:

- Signed by Miami on Jan. 10, 2017.
- Signed to Miami's practice squad on Oct. 12, 2016.
- Released from Chicago's practice squad on Sept. 13, 2016.
- Signed to Chicago's practice squad on Sept. 4, 2016.
- Waived by Chicago on Aug. 28, 2016.
- Signed by Chicago as an undrafted college free agent on May 19, 2014.

CAREER HIGHLIGHTS:

- Played in 41 career games.
- 8 carries for 30 yards (3.8 avg.).
- 2 receptions for 2 yards (1.0 avg.).
- 19 kickoff returns for 410 yards (21.6 avg.).
- 24 special teams tackles (17 solo), 2 forced fumbles and 1 fumble recovery; 1 safety.

2018 (MIAMI):

- Played in 9 games.
- 5 kickoff returns for 120 yards (24.0 avg.).
- 5 special teams tackles (2 solo).

VS. CHICAGO (10/14):

 2 special teams tackles.

AT HOUSTON (10/25):

 3 kickoff returns for 80 yards (26.7 avg.).

VS. N.Y. JETS (11/4):

 1 kickoff return for 24 yards (24.0 avg.); 1 special teams tackle.

2017 (MIAMI):

- Played in all 16 games.
- 8 carries for 30 yards (3.8 avg.).
- 10 kickoff returns for 202 yards (20.2 avg.).
- 9 special teams tackles (6 solo).

VS. DENVER (12/3):

 5 carries for 22 yards (4.4 avg.); 1 kickoff return for 20 yards; 1 solo special teams tackle.

- Tackled WR Isaiah McKenzie in the end zone for a safety on a Denver punt return in the 4th quarter.
- His 5 carries were the 1st rushing attempts of his career.

VS. NEW ENGLAND (12/11):

 2 kickoff returns for 33 yards (16.5 avg.); 2 special teams tackles (1 solo).

VS. BUFFALO (12/31):

 3 carries for 8 yards (2.7 avg.); 1 reception for 3 yards; 2 kickoff returns for 59 yards (29.5 avg.).

2016 (MIAMI/CHICAGO):

- Spent 11 games on Miami's practice squad and 1 game on Chicago's practice squad.
- Spent the offseason and training camp with Chicago before being waived on Aug. 28.

2015 (CHICAGO):

- Missed the entire season after he was placed on injured reserve on Sept. 1.

2014 (CHICAGO):

- Played in all 16 games.
- 1 reception for -1 yard.
- 4 kickoff returns for 88 yards (22.0 avg.).
- 10 special teams tackles (8 solo) and 2 forced fumbles.

VS. BUFFALO (9/7):

 1 assisted special teams tackle.

- Made his NFL debut.

AT CAROLINA (10/5):

 1 solo special teams tackle and 1 forced fumble.

- The forced fumble was the 1st of his career.

AT DETROIT (11/27):

 1 reception for -1 yard; 2 special teams tackles (1 solo) and 1 forced fumble.

BEFORE THE NFL

COLLEGE (LOUISVILLE):

- 4-year letterman (2010-13) and 1-year starter.

CAREER:

 Played in 46 games with 6 starts; 289 carries for 1,409 yards (4.9 avg.) and 18 TDs; 36 receptions for 359 yards (10.0 avg.) and 1 TD; 22 kickoff returns for 513 yards (23.3 avg.); 30 tackles (23 solo) and 1 forced fumble.

SENIOR (2013):

 Played in all 13 games with 6 starts; 141 carries for 677 yards (4.8 avg.) and 6 TDs; 18 receptions for 178 yards (9.9 avg.) and 1 TD; 7 kickoff returns for 166 yards (23.7 avg.); 7 tackles (6 solo) and 1 forced fumble.

JUNIOR (2012):

 Played in 11 games; 136 carries for 705 yards (5.2 avg.) and 11 TDs; 18 receptions for 181 yards (10.1 avg.); 7 kickoff returns for 137 yards (19.6 avg.); 5 tackles (2 solo).

- His 11 rushing TDs led the team.
- His 705 rushing yards were 2nd on the team.

SOPHOMORE (2011):

 Played in all 13 games; 12 carries for 27 yards (2.3 avg.) and 1 TD; 8 kickoff returns for 210 yards (26.3 avg.); 11 tackles (9 solo) and 1 blocked punt.

TRUE FRESHMAN (2010):

 Played in 9 games; 7

tackles (6 solo).

HIGH SCHOOL (CHATTOOGA HS – SUMMERVILLE, GA.)

- Played running back and linebacker.
- Also participated in track and field, winning state titles in the 100 meters and long jump.

SENIOR (2009): 918 rushing yards; 216 receiving yards; 12 offensive TDs; 6 return TDs.

- All-state as a return specialist.
- All-area on defense.

- Joined teammates and staff for the Dolphins Cancer Challenge in 2018.

PERSONAL:

- Participated in the 2017 Dolphins Business Combine at Hard Rock Stadium where he and teammates learned about the different behind the scenes jobs of an NFL team.
- **PRONUNCIATION:** First name is pronounced suh-nor-riss.
- **MAJOR:** Communications.

OFF THE FIELD

COMMUNITY:

- Participated in the 2017 Fins Weekend event.

SENIORISE PERRY'S NFL REGULAR SEASON STATS

YEAR	TEAM	GP	GS	RUSHING					RECEIVING				
				ATT	YDS	AVG	LG	TD	REC	YDS	AVG	LG	TD
2014	CHICAGO	16	0	0	0	0.0	0	0	1	-1	-1.0	-1	0
2015	CHICAGO	INJURED RESERVE											
2016	CHICAGO/MIAMI	PRACTICE SQUAD											
2017	MIAMI	16	0	8	30	3.8	12	0	1	3	3.0	3	0
2018	MIAMI	9	0	0	0	0.0	-	0	0	0.0	-	0	
NFL TOTALS		41	0	8	30	3.8	12	0	2	2	1.0	3	0

SENIORISE PERRY'S NFL REGULAR SEASON RETURNING STATS


YEAR	TEAM	KICKOFF RETURN					PUNT RETURN					
		KR	YDS	AVG	LG	TD	PR	FC	YDS	AVG	LG	TD
2014	CHICAGO	4	88	22.0	21	0	0	0	0	0.0	-	0
2015	CHICAGO	INJURED RESERVE										
2016	CHICAGO/MIAMI	PRACTICE SQUAD										
2017	MIAMI	10	202	20.2	37	0	0	0	0	0.0	-	0
2018	MIAMI	5	120	24.0	32	0	0	0	0	0.0	-	0
NFL TOTALS		19	410	21.6	37	0	0	0	0	0.0	-	0

ADDITIONAL STATS

Special Teams Tackles: (Chicago) 10 in 2014, (Miami) 9 in 2017, 5 in 2018 for total of 24.
Miscellaneous Fumble Recoveries: 1 in 2017.
Safeties: 1 in 2017.

SINGLE-GAME CAREER HIGHS

Rushes: 5 vs. Denver, 12/3/17
Rushing Yards: 22 vs. Denver, 12/3/17
Longest Rush: 12 vs. Denver, 12/3/17
Receptions: 1 twice, last: vs. Buffalo, 12/31/17
Receiving Yards: 3 vs. Buffalo, 12/31/17
Longest Reception: 3 vs. Buffalo, 12/31/17
Special Teams Tackles: 2 twice, last: vs. New England, 12/11/17



94

ROBERT QUINN

DEFENSIVE END // 6-4 // 257 // NORTH CAROLINA '11
 ACQUIRED: T, '18 (LAR)
 HOMETOWN: LADSON, S.C. // BORN: 5/18/90
 NFL: EIGHTH SEASON // DOLPHINS: FIRST SEASON



2013, 2014

NFL CAREER

TRANSACTIONS:

- Traded from the L.A. Rams to Miami on March 14, 2018.
- 1st-round pick (14th overall) by St. Louis in the 2011 NFL draft.

CAREER HONORS:

- 2014 Pro Bowl selection.
- 2014 1st-team All-Pro.
- 2013 Pro Bowl selection.
- 2013 Pro Football Writers of America (PFWA) Defensive Player of the Year.
- 2013 1st-team All-Pro.
- 2013 Daniel F. Reeves Team MVP (St. Louis).
- NFC Defensive Player of the Week (vs. Arizona, 9/8/13).
- NFC Special Teams Player of the Week (vs. New Orleans, 10/30/11).

CAREER HIGHLIGHTS:

- Played in 104 career games with 85 starts.
- 239 tackles (188 solo), 63.5 sacks, 17 passes defended, 21 forced fumbles and 2 fumble recoveries.
- 3 blocked punts.
- 2nd in the NFL with 21 forced fumbles since 2012:

NFL FORCED FUMBLES LEADERS (2012-PRESENT)

PLAYER	TEAM(S)	FFs
1. Von Miller	Denver	23
2. ROBERT QUINN	STL/LAR/MIA.	21
3. Chandler Jones	NE/Ari.	19
Ryan Kerrigan	Washington	19
J.J. Watt	Houston	19
6. Lavonte David	Tampa Bay	18
Carlos Dunlap	Cincinnati	18

- Tied for 3rd among all-time career sack leaders in Rams history:

RAMS ALL-TIME CAREER SACK LEADERS

PLAYER	YEARS	SACKS
1. Leonard Little	1998-2009	87.5
2. Kevin Greene	1985-92	72.5
3. Kevin Carter	1995-2000	62.5
ROBERT QUINN	2011-17	62.5
5. Chris Long	2008-15	54.5

- Posted 3 consecutive double-digit sack seasons (2012-14).
- His 19 sacks in 2013 were a single-season franchise record and 2nd in the NFL that season:

RAMS SINGLE-SEASON SACK LEADERS

PLAYER	YEAR	SACKS
1. ROBERT QUINN	2013	19.0
2. Kevin Carter	1999	17.0
3. Kevin Greene	1988	16.5
4. Kevin Greene	1989	16.5
5. Leonard Little	2001	14.5

NFL SACK LEADERS (2013)

PLAYER	TEAM	SACKS
1. Robert Mathis	Indianapolis	19.5
2. ROBERT QUINN	ST. LOUIS	19.0
3. Greg Hardy	Carolina	15.0
4. Mario Williams	Buffalo	13.0
5. Cameron Jordan	New Orleans	12.5

- Joined DE Chris Long in 2012 as the 1st pair of Rams to record double-digit sacks in a single season since 2000.

2018 (MIAMI):

- Started 9 games.
- 22 tackles (14 solo), 1 sack and 1 forced fumble.

VS. TENNESSEE (9/9): 4 tackles (1 solo).

- Made Dolphins debut.

AT N.Y. JETS (9/16): 2 solo tackles and 1 sack.

- Sacked QB Sam Darnold for a loss of 6 yards on 3rd-and-11 in the 2nd quarter.

VS. CHICAGO (10/14): 4 tackles (2 solo) and 1 forced fumble.

- Forced a fumble at Miami's 1-yard line that was recovered by LB Kiko Alonso in the 2nd quarter.

2017 (L.A. RAMS):

- Played in 15 games with 14 starts.
- Inactive for 1 game.
- 32 tackles (21 solo), 8.5 sacks, 1 pass defended and 2 forced fumbles.
- Transitioned from defensive end to outside linebacker in the offseason.

VS. NEW ORLEANS (11/26): 5 tackles (3 solo), 1 sack and 1 forced fumble.

- Strip-sacked QB Drew Brees on a 3rd down on New Orleans' 1st drive of the game, forcing a Saints punt.

AT ARIZONA (12/3): 3 solo tackles and 2 sacks.

- Sacked QB Blaine Gabbert twice in the 4th quarter to help preserve the victory.

AT SEATTLE (12/17): 2 solo tackles, 2 sacks and 1 forced fumble.

- Strip-sacked QB Russell Wilson in the 2nd quarter and the turnover led to a Rams TD on the ensuing possession.

POSTSEASON:

NFC WILD CARD VS. ATLANTA (1/6): 3 solo tackles and 1 sack.

- Sacked QB Matt Ryan for a loss of 10 yards in the 2nd quarter.

2016 (L.A. RAMS):

- Played in 9 games with 8 starts.
- Inactive for 4 games.
- Missed the rest of the season after being placed on injured reserve on Dec. 15.
- 10 tackles (8 solo), 4 sacks, 2 passes defended and 2 forced fumbles.

VS. SEATTLE (9/18): 2 tackles (1 solo), 1 sack and 1 forced fumble.

- Strip-sacked QB Russell Wilson on the final play of the 1st half.

AT TAMPA BAY (9/25): 3 solo tackles, 1 sack and 1 forced fumble.

- Strip-sacked QB Jameis Winston in the 4th quarter, which was returned by DL Ethan Westbrooks for a 77-yard TD.

VS. MIAMI (11/20): 1 solo tackle and 1 sack.

- Sacked QB Ryan Tannehill for a loss of 10 yards in the 2nd quarter.

2015 (ST. LOUIS):

- Played in 8 games with 7 starts.
- Inactive for 5 games.
- Missed the rest of the season after being placed on injured reserve on Dec. 17.
- 21 tackles (13 solo), 5 sacks, 3 passes defended and 3 forced fumbles.

VS. SEATTLE (9/13): 5 tackles (3 solo) and 2 sacks.

- Sacked QB Russell Wilson twice.

VS. PITTSBURGH (9/27): 1 solo tackle, 1 sack, 1 pass defended and 1 forced fumble.

- Strip-sacked QB Michael Vick in the 4th quarter.

AT GREEN BAY (10/11): 6 tackles (4 solo), 1 sack and 1 forced fumble.

- Strip-sacked QB Aaron Rodgers in the 3rd quarter and the ball was recovered by the Rams.

2014 (ST. LOUIS):

- Started all 16 games.
- 46 tackles (39 solo), 10.5 sacks, 6 passes defended and 5 forced fumbles.
- Marked his 3rd consecutive double-digit sack season.

AT KANSAS CITY (10/26): 5 solo tackles, 2 sacks and 1 forced fumble.

- Sacked QB Alex Smith twice on back-to-back snaps near the end of the 2nd quarter.

AT SAN FRANCISCO (11/2): 4 solo tackles, 2 sacks, 1 forced fumble and 1 pass defended.

- Sacked QB Colin Kaepernick twice in the 2nd quarter, including 1 strip-sack that was recovered by the Rams.

VS. OAKLAND (11/30): 5 solo tackles, 3 sacks and 2 forced fumbles.

- All 3 sacks came in the 2nd half, including 2 strip-sacks in the 4th quarter.

PRO BOWL:

- Selected to his 2nd consecutive Pro Bowl.

HONORS:

- 1st-team All-Pro.

2013 (ST. LOUIS):

- Started all 16 games.
- 57 tackles (50 solo), 19 sacks, 1 pass defended, 7 forced fumbles and 2 fumble recoveries.
- His 19 sacks were a single-season franchise record and 2nd in the NFL that season.
- Marked his 2nd consecutive season recording 10+ sacks.

VS. ARIZONA (9/8): 3 solo tackles, 3 sacks and 2 forced fumbles.

- Sacked QB Carson Palmer 3 times, including a strip-sack in the 4th quarter that led to a Rams field goal to tie the game in an eventual victory.

VS. CHICAGO (11/24): 4 solo tackles, 1 sack, 1 pass defended, 1 forced fumble and 1 fumble recovery.

- Strip-sacked QB Josh McCown in the 4th quarter and returned it 31 yards for his 1st NFL TD.

VS. TAMPA BAY (12/22): 6 solo tackles and 3 sacks.

- Sacked QB Mike Glennon 3 times, including twice in the 4th quarter, to help preserve the win.

PRO BOWL:

- Selected as a captain in his 1st Pro Bowl appearance.

HONORS:

- Pro Football Writers of America (PFWA) Defensive Player of the Year.
- 1st-team All-Pro.
- Daniel F. Reeves Team MVP.
- NFC Defensive Player of the Week (vs. Arizona, 9/8).

2012 (ST. LOUIS):

- Played in all 16 games with 14 starts.
- 29 tackles (24 solo), 10.5 sacks, 2 passes defended and 1 forced fumble.
- His 10.5 sacks were 2nd on the team.
- Joined DE Chris Long as the 1st pair of Rams to record double-digit sacks in a single season since 2000.

AT DETROIT (9/9): 3 solo tackles and 1 sack.

- Sacked QB Matthew Stafford in the 3rd quarter for a loss of 9 yards.

VS. ARIZONA (10/4): 6 tackles (4 solo), 3 sacks, 1 pass defended and 1 forced fumble.

- Sacked QB Kevin Kolb 3 times, including a strip-sack to end Arizona's final possession and preserve the win.

AT SAN FRANCISCO (11/11): 4 tackles (3 solo) and 1.5 sacks.

- Sacked QB Colin Kaepernick twice, including once in the 4th quarter.

2011 (ST. LOUIS):

- Played in 15 games with 1 start.
- Inactive for 1 game.
- 22 tackles (19 solo), 3 sacks and 2 passes

defensed.

- 3 blocked punts.

AT N.Y. GIANTS (9/19): 2 solo tackles and 1 sack.
 • Sacked QB Eli Manning for a loss of 8 yards in the 3rd quarter for his 1st NFL sack.
 • Made his NFL debut.

VS. NEW ORLEANS (10/30): 2 solo tackles and 1 sack; 1 blocked punt.
 • Sacked QB Drew Brees for a loss of 9 yards in the 2nd quarter.
 • Blocked a punt by P Thomas Morstead to give his team the ball at the opposing 15-yard line and set up a TD.

VS. CINCINNATI (12/18): 1 solo tackle and 1 pass defensed.
 • Made his 1st NFL start.

HONORS:

- NFC Special Teams Player of the Week (vs. New Orleans, 10/30).

BEFORE THE NFL

COLLEGE (NORTH CAROLINA):

- 2-year starter (2008-09).

CAREER: Started 25 games; 86 tackles (57 solo), 13 sacks, 4 passes defensed and 8 forced fumbles.

SOPHOMORE (2009): Started all 13 games; 52 tackles (35 solo), 11 sacks, 3 passes defensed and 6 forced fumbles.

- His 11 sacks were 2nd in the ACC and 16th in the nation.
- His 6 forced fumbles were 2nd in the ACC and 4th in the nation.
- 2nd-team All-American.

- 1st-team All-ACC.

- Finished 2nd in ACC Defensive Player of the Year voting.

TRUE FRESHMAN (2008): Started 12 games; 34 tackles (22 solo), 2 sacks, 1 pass defensed and 2 forced fumbles.

- ACC Brian Piccolo Award winner (league's most courageous player) after he battled back from a brain injury as a high school senior.

HIGH SCHOOL (FORT DORCHESTER HS – NORTH CHARLESTON, S.C.)

- Won 3 consecutive heavyweight wrestling state titles.

SENIOR (2007): 54 tackles and 5 sacks.

- Season was shortened after undergoing brain surgery for a benign tumor.

OFF THE FIELD

COMMUNITY:

- Hosted his own bowling event to benefit Africa.
- Has participated in several charitable efforts such as Make-A-Wish Celebrity Server Dinner, Urban League Turkey Distribution, Ronald McDonald House Charities and Big Plays Little Wishes to benefit Big Brothers, Big Sisters.

PERSONAL:

- **MAJOR:** African-American studies.

ROBERT QUINN'S NFL REGULAR SEASON STATS

YEAR	TEAM	GP	GS	TACKLES					INTERCEPTIONS					FUMBLES	
				TOT	SOLO	ASST	SK	YDS	INT	YDS	LG	TD	PD	FF	FR
2011	ST. LOUIS	15	1	22	19	3	5.0	35.0	0	0	0	0	2	0	0
2012	ST. LOUIS	16	14	29	24	5	10.5	61.0	0	0	0	0	2	1	0
2013	ST. LOUIS	16	16	57	50	7	19.0	145.0	0	0	0	0	1	7	2
2014	ST. LOUIS	16	16	46	39	7	10.5	73.0	0	0	0	0	6	5	0
2015	ST. LOUIS	8	7	21	13	8	5.0	23.0	0	0	0	0	3	3	0
2016	L.A. RAMS	9	8	10	8	2	4.0	33.0	0	0	0	0	2	2	0
2017	L.A. RAMS	15	14	32	21	11	8.5	67.5	0	0	0	0	1	2	0
2018	MIAMI	9	9	22	14	8	1.0	6.0	0	0	0	0	0	1	0
NFL TOTALS		104	85	239	188	51	63.5	443.5	0	0	0	0	17	21	2

ROBERT QUINN'S NFL PLAYOFF STATS

YEAR	TEAM	GP	GS	TACKLES					INTERCEPTIONS					FUMBLES	
				TOT	SOLO	ASST	SK	YDS	INT	YDS	LG	TD	PD	FF	FR
2017	L.A. RAMS	1	1	3	3	0	1.0	10.0	0	0	0	0	0	0	0
NFL TOTALS		1	1	3	3	0	1.0	10.0	0	0	0	0	0	0	0

ADDITIONAL STATS

Blocked Kicks: (St. Louis) 3 blocked punts in 2011.

SINGLE-GAME CAREER HIGHS

Tackles:	6	3 times, last: at Green Bay, 10/11/15
Sacks:	3	5 times, last: vs. Oakland, 11/30/14
Passes Defensed:	3	vs. Denver, 11/16/14
Forced Fumbles:	2	twice, last: vs. Oakland, 11/30/14
Fumble Recoveries:	1	twice, last: vs. New Orleans, 12/15/13



JASON SANDERS

KICKER // 5-11 // 186 // NEW MEXICO '18
 ACQUIRED: D7B, '18
 HOMETOWN: ORANGE, CALIF. // BORN: 11/16/95
 NFL: ROOKIE SEASON // DOLPHINS: ROOKIE SEASON

NFL CAREER

TRANSACTIONS:

- 7th-round pick (229th overall) by Miami in the 2018 NFL draft.

CAREER HIGHLIGHTS:

- Played in 9 career games.
- 11-for-12 field goals (91.7 pct.); 20-for-21 extra points (95.2 pct.).

2018 (MIAMI):

- Played in 9 games.
- 11-for-12 field goals (91.7 pct.); 20-for-21 extra points (95.2 pct.).

VS. TENNESSEE (9/9): 2-for-2 field goals (100.0 pct.); 3-for-3 extra points (100.0 pct.).

- Made his NFL debut and 1st NFL field goal.

VS. CHICAGO (10/14): 3-of-3 field goals (100.0 pct.); 2-for-2 extra points (100.0 pct.).

- Converted a 25-yard field goal in the 3rd quarter to extend Miami's lead 21-13.
- Hit a 47-yard field goal as overtime expired to give the Dolphins a 31-28 win. It was the second-longest game-winning field goal in overtime by a rookie since 1974. Rams K Greg Zuerlein kicked a game-winning 54-yarder as a rookie on 12/2/12.
- It was the first multi-field goal performance of his career.

AT HOUSTON (10/25): 3-of-3 field goals (100.0 pct.) and 2-for-2 extra points (100.0 pct.).

- Hit field goals from 37, 41 and 46 yards.

BEFORE THE NFL

COLLEGE (NEW MEXICO):

- 4-year letterman (2014-17).

CAREER: Played in 50 games; 25-of-35 field goals (71.4 pct.) and 111-of-112 PATs (99.1 pct.) for 186 points; 9 special teams tackles; 1 special teams forced fumble; 266 kickoffs and 195 touchbacks.

- Set a school record for consecutive extra points made with 81.
- Set a school record for most 50+ yard field goals (4).

SENIOR (2017): Played in all 12 games; 10-of-15 field goals (66.7 pct.) and 28-of-28 PATs (100.0 pct.) for 58 points; 1 special teams tackle; 48 kickoffs and 39 touchbacks.

- His 81.3 touchback percentage was 3rd in FBS.

JUNIOR (2016): Played in all 13 games; 12-of-13 field goals (92.3 pct.) and 61-of-62 PATs (98.4 pct.) for 97 points; 3 special teams tackles; 84 kickoffs and 69 touchbacks.

- His 83.8 touchback percentage led all of FBS.

- His 59 extra points made set a school record.

SOPHOMORE (2015): Played in all 13 games; 3-of-7 field goals (42.9 pct.) and 22-of-22 PATs (100.0 pct.) for 31 points; 72 kickoffs and 50 touchbacks.

TRUE FRESHMAN (2014): Played in all 12 games; 5 special teams tackles; 1 special teams forced fumble; 62 kickoffs and 37 touchbacks.

HIGH SCHOOL (VILLA PARK HS – VILLA PARK, CALIF.)

- Also played soccer.

SENIOR (2013): 7-of-12 field goals (58.3 pct.) and 31-of-34 PATs (91.2 pct.); 26 punts for 1,170 yards (45.0 avg.); 57 kickoffs and 38 touchbacks.

- Named his league's Special Teams Player of the Year.

JUNIOR (2012): 8-of-15 field goals (53.3 pct.) and 43-of-46 PATs (93.5 pct.); 47 punts for 2,157 yards (45.9 avg.); 81 kickoffs and 54 touchbacks.

- 1st-team all-league.
- 2nd-team all-state.

OFF THE FIELD

PERSONAL:

- **MAJOR:** Business and political science.

JASON SANDERS' NFL REGULAR SEASON STATS

YEAR	TEAM	GP	FGM	FGA	PCT	LG	XPM	XPA	PCT	PTS
2018	MIAMI	9	11	12	91.7	50	20	21	95.2	53
NFL TOTALS		9	11	12	91.7	50	20	21	95.2	53


SANDERS' GAME-TYING OR WINNING 4TH QUARTER/OVERTIME KICKS (1)

DATE	OPP	SITUATION	DIST.	W/L	FINAL SCORE
1. 10/14/18	vs. Chi.	Tied 28-28 on the final play of overtime	47 yards	W	31-28*

* Overtime game

ADDITIONAL STATS

Kickoffs: 40 kickoffs and 35 touchbacks in 2018.



81

DURHAM SMYTHE

TIGHT END // 6-6 // 248 // NOTRE DAME '18
 ACQUIRED: D4A, '18
 HOMETOWN: BELTON, TEXAS // BORN: 8/9/95
 NFL: ROOKIE SEASON // DOLPHINS: ROOKIE SEASON

NFL CAREER

TRANSACTIONS:

- 4th-round pick (123rd overall) by Miami in the 2018 NFL draft.

CAREER HIGHLIGHTS:

- Played in 9 career games.

2018 (MIAMI):

- Played in 9 games.

BEFORE THE NFL

COLLEGE (NOTRE DAME):

- 4-year letterman (2014-17) and 2-year starter.

CAREER: Played in 41 games with 28 starts; 28 receptions for 381 yards (13.6 avg.) and 6 TDs.

SENIOR (2017): Started all 13 games; 15 receptions for 244 yards (16.3 avg.) and 1 TD.

- Helped block for the 7th-best rushing offense in FBS (269.3 rushing yards per game), the school's best finish since 1995.
- Helped the school set a single-season rushing record with 3,503 rushing yards.

JUNIOR (2016): Started all 12 games; 9 receptions for 112 yards (12.4 avg.) and 4 TDs.

SOPHOMORE (2015): 3 starts; 3 receptions for 18 yards (6.0 avg.) and 1 TD.

REDSHIRT FRESHMAN (2014): Played in all 13 games; 1 reception for 7 yards.

- Redshirted in 2013.

HIGH SCHOOL (BELTON HS – BELTON, TEXAS)

- Played defensive end as a freshman before moving to tight end.

SENIOR (2012): 37 receptions for 547 yards (14.8 avg.) and 6 TDs.

- 1st-team all-district.

JUNIOR (2011): 22 receptions for 341 yards (15.5 avg.) and 3 TDs.

- 1st-team all-district.

SOPHOMORE (2010): 8 receptions for 120 yards (15.0 avg.) and 2 TDs.

OFF THE FIELD

PERSONAL:

- **MAJOR:** Sociology.

DURHAM SMYTHE'S NFL REGULAR SEASON STATS

YEAR	TEAM	GP	GS	RECEIVING						RUSHING					
				REC	YDS	AVG	LG	TD	ATT	YDS	AVG	LG	TD		
2018	MIAMI	9	0	0	0	0.0	-	0	0	0	0.0	-	0		
NFL TOTALS		9	0	0	0	0.0	-	0	0	0	0.0	-	0		



53

MARTRELL SPAIGHT

LINEBACKER // 6-0 // 243 // ARKANSAS '15

ACQUIRED: FA, '18

HOMETOWN: NORTH LITTLE ROCK, ARK. // BORN: 8/5/93

NFL: FOURTH SEASON // DOLPHINS: FIRST SEASON

NFL CAREER

TRANSACTIONS:

- Signed by Miami on Sept. 26, 2018.
- Waived by Washington on Sept. 1, 2018.
- 5th-round pick (141st overall) by Washington in the 2015 NFL draft.

CAREER HIGHLIGHTS:

- Played in 34 career games with 7 starts.
- 87 tackles (54 solo), 1 interception, 3 passes defended and 1 fumble recovery.
- 18 special teams tackles (12 solo).

2018 (WASHINGTON/MIAMI):

- Played in 4 games for Miami.
- Inactive for 2 games.
- 1 assisted special teams tackle.
- Signed by Miami on Sept. 26, 2018.
- Spent the offseason and training camp with Washington.

AT HOUSTON (10/25): 1 assisted special teams tackle.

2017 (WASHINGTON):

- Played in 15 games with 6 starts.
- Inactive for 1 game.
- 69 tackles (41 solo), 2 passes defended and 1 fumble recovery.
- 6 special teams tackles (4 solo).

VS. OAKLAND (9/24): 9 tackles (3 solo) and 1 fumble recovery.

VS. DENVER (12/24): 8 tackles (5 solo) and 1 pass defended.

AT N.Y. GIANTS (12/31): 13 tackles (9 solo).

- His 13 tackles were a season high.

2016 (WASHINGTON):

- Played in 14 games with 1 start.
- Inactive for 2 games.
- 18 tackles (13 solo), 1 interception and 1 pass defended.
- 10 special teams tackles (7 solo).

VS. GREEN BAY (11/20): 1 tackle and 1 interception.

- Picked off QB Brett Hundley in the 4th quarter for the 1st interception of his career.

VS. CAROLINA (12/19): 13 tackles (9 solo).

- Made his 1st NFL start.

2015 (WASHINGTON):

- Played in 1 game.
- Inactive for 1 game.
- Missed 14 games after being placed on injured reserve on Sept. 22.

VS. MIAMI (9/13): 1 solo special teams tackle.

- Made his NFL debut.

BEFORE THE NFL

COLLEGE (ARKANSAS):

- 2-year letterman (2013-14) and 1-year starter.
- Transferred from Coffeyville (Kan.) Community College following his sophomore season (2012).

CAREER (AT ARKANSAS): Played in 22 games with 15 starts; 150 tackles (77 solo), 2 sacks, 1 interception, 3 passes defended and 2 forced fumbles.

SENIOR (2014 AT ARKANSAS): Started all 13 games; 128 tackles (63 solo), 1 sack, 1 interception, 3 passes defended and 2 forced fumbles.

- Consensus 1st-team All-SEC.
- His 128 tackles led the SEC and were the most by an Arkansas player since 2003.
- Became the 1st Arkansas player to lead the SEC in tackles.
- Led the team in tackles in 10 out of 13 games.

JUNIOR (2013 AT ARKANSAS): Played in 9 games with 2 starts; 22 tackles (14 solo) and 1 sack.

SOPHOMORE (2012 AT COFFEYVILLE CC): 130 tackles, 1.5 sacks, 1 pass defended, 1 forced fumble and 1 blocked kick.

- 1st-team NJCAA All-American.
- Jayhawk Community College Conference Defensive Player of the Year.

TRUE FRESHMAN (2011 AT COFFEYVILLE CC): 101 tackles, 1.5 sacks, 1 forced fumble and 2 fumble recoveries.

HIGH SCHOOL (NORTH LITTLE ROCK HS – NORTH LITTLE ROCK, ARK.)

SENIOR (2010): 7A Central all-state selection.

OFF THE FIELD

PERSONAL:

- **PRONUNCIATION:** Last name is pronounced SPAYT.
- **MAJOR:** Arts and sciences.

MARTRELL SPAIGHT'S NFL REGULAR SEASON STATS

YEAR	TEAM	GP	GS	TACKLES					INTERCEPTIONS					FUMBLES		
				TOT	SOLO	ASST	SK	YDS	INT	YDS	LG	TD	PD	FF	FR	
2015	WASHINGTON	1	0	0	0	0	0.0	0.0	0	0	0	0	0	0	0	0
2016	WASHINGTON	14	1	18	13	5	0.0	0.0	1	8	8	0	1	0	0	0
2017	WASHINGTON	15	6	69	41	28	0.0	0.0	0	0	0	0	2	0	1	0
2018	MIAMI	4	0	0	0	0	0.0	0.0	0	0	0	0	0	0	0	0
NFL TOTALS		34	7	87	54	33	0.0	0.0	1	8	8	0	3	0	1	0

ADDITIONAL STATS

Special Teams Tackles: (Washington) 1 in 2015, 7 in 2016, 4 in 2017, (Miami) 1 in 2018 for total of 13.

SINGLE-GAME CAREER HIGHS

Tackles: 13 twice, last: at N.Y. Giants, 12/31/17

Interceptions: 1 vs. Green Bay, 11/20/16

Passes Defensed: 1 3 times, last: vs. Denver, 12/24/17

Fumble Recoveries: 1 vs. Oakland, 9/24/17



93

AKEEM SPENCE

DEFENSIVE TACKLE // 6-1 // 307 // ILLINOIS '13
ACQUIRED: T, '18 (DET.)
HOMETOWN: FORT WALTON BEACH, FLA. // BORN: 11/29/91
NFL: SIXTH SEASON // DOLPHINS: FIRST SEASON

NFL CAREER

TRANSACTIONS:

- Traded from Detroit to Miami on May 3, 2018.
- Signed by Detroit as an unrestricted free agent from Tampa Bay on March 9, 2017.
- 4th-round pick (100th overall) by Tampa Bay in the 2013 NFL draft.

CAREER HIGHLIGHTS:

- Played in 81 career games with 50 starts.
- 160 tackles (95 solo), 10.5 sacks, 1 forced fumble and 3 fumble recoveries.
- Has played in 41 consecutive games.

2018 (MIAMI):

- Started 9 games.
- 25 tackles (12 solo) and 2 sacks.

VS. TENNESSEE (9/9):

- Made Dolphins debut.

VS. DETROIT (10/21):

- 6 tackles (3 solo).

VS. N.Y. JETS (11/4):

- 2 sacks (2 solo) and 2 sacks.
- Sacked QB Sam Darnold on 2nd-and-16 for a loss of 10 yards with 7:38 remaining in the game.
- Sacked QB Sam Darnold again on 3rd-and-10 for a loss of 5 yards with 3:07 remaining in the game.
- It was the 1st multi-sack game of his career.

2017 (DETROIT):

- Played in all 16 games with 11 starts.
- 39 tackles (19 solo), 3 sacks and 1 forced fumble.

VS. CAROLINA (10/8):

- 3 tackles (2 solo), 1 sack and 1 forced fumble.
- Strip-sacked QB Cam Newton on a 3rd down in the 4th quarter, forcing a loss of 8 yards and a missed field goal on the next snap.

VS. CHICAGO (12/16):

- 2 solo tackles and 1 sack.

AT CINCINNATI (12/24):

- 8 tackles (3 solo).

2016 (TAMPA BAY):

- Played in all 16 games with 4 starts.
- 19 tackles (10 solo) and 0.5 sacks.

VS. DENVER (10/2):

- 5 tackles (1 solo) and 0.5 sacks.

VS. ATLANTA (11/3):

- 4 tackles (3 solo).

AT SAN DIEGO (12/4):

- 2 solo tackles.

2015 (TAMPA BAY):

- Played in 8 games with 7 starts.

- Inactive for 1 contest.

- Missed the 1st 5 games on the physically unable to perform list.
- Missed the final 2 contests after being placed on injured reserve on Dec. 26.
- 11 tackles (8 solo).

VS. N.Y. GIANTS (11/8):

- 3 tackles (2 solo).

AT INDIANAPOLIS (11/29):

- 3 solo tackles.

2014 (TAMPA BAY):

- Played in all 16 games with 5 starts.
- 37 tackles (27 solo), 3 sacks and 2 fumble recoveries.

AT CLEVELAND (11/2):

- 4 tackles (3 solo) and 1 sack.

AT CAROLINA (12/14):

- 3 tackles (2 solo) and 1 fumble recovery.
- Recovered a fumble by RB Jonathan Stewart in the 3rd quarter.

VS. NEW ORLEANS (12/28):

- 3 tackles (2 solo) and 1 sack.

2013 (TAMPA BAY):

- Played in all 16 games with 14 starts.
- 29 tackles (19 solo), 1 sack and 1 fumble recovery.

AT N.Y. JETS (9/8):

- 2 solo tackles and 1 fumble recovery.

- Started in his NFL debut.

AT NEW ENGLAND (9/22):

- 4 tackles (3 solo) and 1 sack.
- Recorded his 1st career sack, a 6-yard loss of QB Tom Brady.

VS. SAN FRANCISCO (12/15):

- 3 solo tackles.

BEFORE THE NFL

COLLEGE (ILLINOIS):

- 3-year starter (2010-12).

CAREER:

- Started all 38 games; 186 tackles (65 solo), 3.5 sacks and 2 forced fumbles.

- Started 38 consecutive games – every contest in his collegiate career.

JUNIOR (2012):

- Started all 12 games; 72 tackles (32 solo), 1 sack and 1 forced fumble.
- All-Big Ten honorable mention.

SOPHOMORE (2011):

- Started all 13 games; 69 tackles (18 solo), 1.5 sacks and 1 forced fumble.

REDSHIRT FRESHMAN (2010):

- Started all 13 games; 45 tackles (15 solo) and 1 sack.
- 1st-team Freshman All-American.
- Redshirted in 2009.

HIGH SCHOOL (FORT WALTON BEACH HS – FORT WALTON BEACH, FLA.)

- Also threw shot put and discus in track.

SENIOR (2008): 80 tackles and 5 sacks.

JUNIOR (2007): 67 tackles and 2 sacks.

OFF THE FIELD

PERSONAL:

- **MAJOR:** Communications.

AKEEM SPENCE'S NFL REGULAR SEASON STATS

YEAR	TEAM	GP	GS	TACKLES					INTERCEPTIONS					FUMBLES		
				TOT	SOLO	ASST	SK	YDS	INT	YDS	LG	TD	PD	FF	FR	
2013	TAMPA BAY	16	14	29	19	10	1.0	6.0	0	0	0	0	0	0	0	1
2014	TAMPA BAY	16	5	37	27	10	3.0	15.5	0	0	0	0	0	0	0	2
2015	TAMPA BAY	8	7	11	8	3	1.0	1.0	0	0	0	0	0	0	0	0
2016	TAMPA BAY	16	4	19	10	9	0.5	0.5	0	0	0	0	0	0	0	0
2017	DETROIT	16	11	39	19	20	3.0	23.0	0	0	0	0	0	0	1	0
2018	MIAMI	9	9	25	12	13	2.0	10.0	0	0	0	0	0	0	0	0
NFL TOTALS		81	50	160	95	65	10.5	56.0	0	0	0	0	0	0	1	3

SINGLE-GAME CAREER HIGHS

- Tackles:** 8 at Cincinnati, 12/24/17
- Sacks:** 2 vs. NY Jets, 11/4/18
- Passes Defensed:** 1 at Oakland, 9/28/14
- Forced Fumbles:** 1 vs. Carolina, 10/8/17
- Fumble Recoveries:** 1 3 times, last: at Carolina, 12/14/14



74

ZACH STERUP

TACKLE // 6-9 // 327 // NEBRASKA '15
ACQUIRED: FA, '17
HOMETOWN: HASTINGS, NEB. // BORN: 5/14/92
NFL: SECOND SEASON // DOLPHINS: SECOND SEASON

NFL CAREER

TRANSACTIONS:

- Signed by Miami on Nov. 7, 2017.
- Signed to Cleveland's practice squad on Sept. 9, 2017.
- Waived by Cleveland on Sept. 7, 2017.
- Signed by Cleveland on Jan. 2, 2017.
- Signed to Cleveland's practice squad on Dec. 5, 2016.
- Released from the N.Y. Jets practice squad on Nov. 29, 2016.
- Signed to the N.Y. Jets practice squad on Nov. 9, 2016.
- Released from Kansas City's practice squad on Nov. 8, 2016.
- Signed to Kansas City's practice squad on Nov. 2, 2016.
- Waived by Kansas City on Sept. 3, 2016.
- Signed by Kansas City as an undrafted college free agent on May 10, 2016.

CAREER HIGHLIGHTS:

- Played in 11 career games with 1 start.

2018 (MIAMI):

- Played in 5 games.
- Inactive for 4 games.

VS. N.Y. JETS (11/4): Played 24 offensive snaps at left and right tackle due to injuries on the offensive line.

2017 (MIAMI/CLEVELAND):

- Played in 6 games with 1 start for Miami.
- Inactive for 2 games with Miami.
- Signed by Miami on Nov. 7.
- Spent 8 weeks on Cleveland's practice squad.
- Spent the offseason and training camp with Cleveland before being waived on Sept. 7.

AT NEW ENGLAND (11/26): Played but did not record any stats.

- Made his NFL debut.

VS. BUFFALO (12/31): Started at left tackle.

- Made his 1st NFL start.

2016 (CLEVELAND/N.Y. JETS/KANSAS CITY):

- Spent time on the practice squads of Kansas City, N.Y. Jets and Cleveland.
- Spent the offseason and training camp with Kansas City before being waived on Sept. 3.

BEFORE THE NFL

COLLEGE (NEBRASKA):

- 4-year letterman (2012-15) and 2-year starter.

CAREER: Played in 31 games with 16 starts.

SENIOR (2015): Played in 9 games with 6 starts at both guard and tackle.

- Husker Pride Award winner, given to the player the coaching staff recognizes as being someone who has represented Nebraska football for all the right reasons and has represented Nebraska both on and off the field in a first-class manner.

JUNIOR (2014): Started 10 games at right tackle.

SOPHOMORE (2013): Played in 11 games.

REDSHIRT FRESHMAN (2012): Played in 4 games.

- Redshirted in 2011.

HIGH SCHOOL (ST. CECILIA HS – HASTINGS, NEB.)

- Played offensive and defensive line.
- Also played basketball and helped his school win 3 straight state championships.

SENIOR (2010): 58 tackles and 4 sacks.

- Helped his team win the state title.
- 1st-team all-state.

OFF THE FIELD

COMMUNITY:

- Is actively involved in the Team Jack Foundation, funding research for pediatric brain cancer.

PERSONAL:


- **PRONUNCIATION:** Last name is pronounced STIR-up.
- **MAJOR:** Economics and finance.

ZACH STERUP'S NFL REGULAR SEASON STATS

GAMES/STARTS: 2017: 6/1, 2018: 5/0

NFL TOTALS: 11/1

10 KENNY STILLS



WIDE RECEIVER // 6-1 // 202 // OKLAHOMA '13
 ACQUIRED: T, 2015 (N.O.)
 HOMETOWN: SAN DIEGO, CALIF. // BORN: 4/22/92
 NFL: SIXTH SEASON // DOLPHINS: FOURTH SEASON

NFL CAREER

TRANSACTIONS:

- Traded from New Orleans to Miami on March 13, 2015.
- 5th-round pick (144th overall) by New Orleans in the 2013 NFL draft.

CAREER HONORS:

- 2017 Nat Moore Community Service Award.
- 2017 Walter Payton Man of the Year Nominee.
- 2016 Nat Moore Community Service Award.

CAREER HIGHLIGHTS:

- Played in 87 career games with 64 starts.
- 239 receptions for 3,885 yards (16.3 avg.) and 30 TDs.
- Had a streak of 70 consecutive games played and 40 consecutive starts snapped when he missed the Oct. 25, 2018 game at Houston.
- Missed just 2 games in his 6-year NFL career.
- Is 2nd in the NFL with 14 20+ yard TD receptions since 2016.
- Has caught at least 1 pass in 35 straight games he's played in.
- Is 2nd in the NFL in yards per catch since entering the league in 2013 (min. 200 rec.):

NFL RECEIVING AVERAGE LEADERS (2013-18)

PLAYER	TEAM(S)	REC	YDS	AVG
1. DeSean Jackson	Phi./Was./TB	302	5,328	17.6
2. KENNY STILLS	MIA.	239	3,885	16.3
3. Rob Gronkowski	NE	316	4,964	15.7
4. Michael Floyd	Ari./NE/Min./Was.	212	3,317	15.6
5. Torrey Smith	Bal./Phi./Car.	219	3,426	15.6

- His 17.3 yards per catch was 3rd in the NFL in 2016 (min. 32 rec.):

NFL RECEIVING AVERAGE LEADERS (2016)

PLAYER	TEAM	REC	YDS	AVG
1. DeSean Jackson	Washington	56	1,005	17.9
2. Chris Hogan	NE	38	680	17.9
3. KENNY STILLS	MIAMI	42	726	17.3
4. Julio Jones	Atlanta	83	1,409	17.0
5. Marvin Jones	Detroit	55	930	16.9

- Tied for 6th in the NFL in touchdown receptions in 2016:

NFL RECEIVING TD LEADERS (2016)

PLAYER	TEAM	REC	YDS	TD
1. Jordy Nelson	Green Bay	97	1,257	14
2. Davante Adams	Green Bay	75	997	12
Antonio Brown	Pittsburgh	106	1,284	12
Mike Evans	Tampa Bay	96	1,321	12
5. Odell Beckham Jr.	N.Y. Giants	101	1,367	10
6. KENNY STILLS	MIAMI	42	726	9
Rishard Matthews	Tennessee	65	945	9
Michael Thomas	New Orleans	92	1,137	9

- Led the NFL in yards per reception as a rookie in 2013:

NFL RECEIVING AVERAGE LEADERS (2013)

PLAYER	TEAM	REC	YDS	AVG
1. KENNY STILLS	NO	32	641	20.0
2. Josh Gordon	Cleveland	87	1,646	18.9
3. Riley Cooper	Philadelphia	47	835	17.8
4. Calvin Johnson	Detroit	84	1,492	17.8
5. Torrey Smith	Baltimore	65	1,128	17.4

2018 (MIAMI):

- Started 8 games.
- Inactive for 1 game.
- 17 receptions for 300 yards (17.6 avg.) and 4 TDs.
- Serves as a season-long team captain.

VS. TENNESSEE (9/9):

- 4 receptions for 106 yards (26.5 avg.) and 2 TDs.
- Caught a 10-yard TD pass from QB Ryan Tannehill in the 2nd quarter.
- Hauled in a 75-yard TD catch in the 4th quarter to give Miami a 24-10 lead. It was the 2nd-longest reception of his career.
- This was the 3rd multi-TD game of his career.

VS. OAKLAND (9/23):

- 3 receptions for 61 yards (20.3 avg.) and 1 TD.
- Caught a 34-yard TD pass from QB Ryan Tannehill in the 2nd quarter.

VS. DETROIT (10/21):

- 1 reception for 5 yards and 1 TD.

2017 (MIAMI):

- Started all 16 games.
- 58 receptions for 847 yards (14.6 avg.) and 6 TDs.
- Selected by teammates to serve as a season-long team captain.

AT BALTIMORE (10/26):

- 5 receptions for 65 yards (13.0 avg.).
- Eclipsed 3,000 career receiving yards.
- At the time, became 1 of 62 active NFL wide

receivers to top 3,000 career receiving yards.

VS. TAMPA BAY (11/19): 7 receptions for 180 yards (25.7 avg.) and 1 TD.

- His 180 receiving yards tied for the seventh-most in a game in team history.
- His 25.7 yards per catch in the game was the 4th-best mark in a single game in team history.
- It was the 5th 100-yard game of his career.

VS. DENVER (12/3): 5 receptions for 98 yards (19.6 avg.) and 1 TD.

HONORS:

- Nat Moore Community Service Award winner.
- Walter Payton Man of the Year nominee.

2016 (MIAMI):

- Started all 16 games.
- 42 receptions for 726 yards (17.3 avg.) and 9 TDs.
- 9 TD receptions led the team and were tied for 6th in the NFL.
- 17.3 yards per reception was 3rd in the NFL.
- 13.0 yards at catch average was 2nd in the league.
- Caught a touchdown in each of the final 4 regular season games.

VS. BUFFALO (10/23): 5 receptions for 100 yards (20.0 avg.) and 1 TD.

- Caught a 66-yard TD pass from QB Ryan Tannehill with 2:24 remaining to put Miami up 28-17.
- It was the fourth 100-yard game of his career.

VS. ARIZONA (12/11): 6 receptions for 97 yards (16.2 avg.) and 1 TD.

- Caught a 29-yard pass from QB Matt Moore to place Miami at the Arizona 1-yard line, setting up a K Andrew Franks 21-yard field goal to win the game.

AT N.Y. JETS (12/17): 1 reception for 52 yards (52.0 avg.) and 1 TD.

- Caught a 52-yard TD pass from QB Matt Moore in the second quarter to give Miami a 13-7 lead.

POSTSEASON:

AFC WILD CARD AT PITTSBURGH (1/8): 5 receptions for 82 yards (16.4 avg.).

HONORS:

- Nat Moore Community Service Award winner.

2015 (MIAMI):

- Played in all 16 games with 8 starts.
- 27 receptions for 440 yards (16.3 avg.) and 3 TDs.

AT WASHINGTON (9/13): 1 reception for 12 yards (12.0 avg.).

- Made his Dolphins debut.

VS. N.Y. JETS (10/4): 5 receptions for 81 yards (16.2 avg.) and 1 TD.

- Hauled in a 10-yard TD pass from QB Ryan Tannehill in the fourth quarter.

AT BUFFALO (11/8): 3 receptions for 74 yards (24.7 avg.).

VS. N.Y. GIANTS (12/14): 2 receptions for 49 yards (24.5 avg.) and 1 TD.

- Caught a 47-yard TD pass from QB Ryan Tannehill to give Miami a 24-17 third-quarter lead.

2014 (NEW ORLEANS):

- Played in 15 games with 6 starts.
- Inactive for 1 game.

• 63 receptions for 931 yards (14.8 avg.) and 3 TDs.

AT DETROIT (10/19): 5 receptions for 103 yards (20.6 avg.) and 1 TD.

- It was the 2nd 100-yard game of his career.
- Caught a 46-yard TD pass from QB Drew Brees to give New Orleans a 17-3 lead in the 3rd quarter.

VS. BALTIMORE (11/24): 8 receptions for 98 yards (12.3 avg.).

AT PITTSBURGH (11/30): 5 receptions for 162 yards (12.3 avg.) and 1 TD.

- His 162 receiving yards were a season high.
- It was the 3rd 100-yard game of his career.
- Hauled in a 69-yard TD pass from QB Drew Brees in the 3rd quarter to give his team a 28-13 lead.

2013 (NEW ORLEANS):

- Played in all 16 games with 10 starts.
- 32 receptions for 641 yards (20.0 avg.) and 5 TDs.
- Led the NFL with a 20.0 yards per catch average, the highest by a rookie in Saints history.

VS. ATLANTA (9/8): 2 receptions for 86 yards (43.0 avg.).

- Made his NFL debut.

AT TAMPA BAY (9/15): 1 reception for 10 yards (10.0 avg.).

- Made his 1st NFL start.

VS. BUFFALO (10/27): 3 receptions for 129 yards (43.0 avg.) and 2 TDs.

- It was the 1st 100-yard game and 1st multi-touchdown game of his career.
- His 43.0 receiving average in the game was the 4th-highest in Saints history at the time.
- Caught a 69-yard TD pass from QB Drew Brees to give New Orleans a second-quarter lead.
- Reeled in a 42-yard TD strike from Brees to extend the team's 4th-quarter lead.

VS. TAMPA BAY (12/29): 1 reception for 76 yards (76.0 avg.) and 1 TD.

- Caught a 76-yard TD pass from Brees with 2:40 left in the second quarter.

POSTSEASON:

NFC WILD CARD AT PHILADELPHIA (1/4): 3 receptions for 35 yards (11.7 avg.).

NFC DIVISIONAL AT SEATTLE (1/11): Played but did not record any stats.

BEFORE THE NFL

COLLEGE (OKLAHOMA):

- 3-year starter (2010-12).

CAREER: Started 38 games; 204 receptions for 2,594 yards (12.7 avg.) and 24 TDs.

- Left school ranked No. 4 in career receptions, No. 3 in receiving yards and No. 5 in TD catches.

JUNIOR (2012): Started all 13 games; 82 receptions for 959 yards (11.7 avg.) and 11 TDs.

- His 82 receptions were 5th on the school's single-season record list at the time.
- Posted 3 100-yard games and 10 games with 6+ receptions.
- 2nd-team All-Big 12.

SOPHOMORE (2011): Started 11 games; 61 receptions for 848 yards (13.9 avg.) and 8 TDs.

- His 61 receptions were 2nd on the team and 6th in the Big 12.
- Posted 3 100-yard games and 4 games with 7+

receptions.

- 2nd-team All-Big 12.

TRUE FRESHMAN (2010): Started all 14 games; 61 receptions for 786 yards (12.9 avg.) and 5 TDs.

- His 61 receptions and 786 receiving yards broke school records for a freshman.
- 1st-team Freshman All-American.

HIGH SCHOOL (LA COSTA CANYON – CARLSBAD, CALIF.)

- Broke the San Diego area career record with 3,041 receiving yards.

SENIOR (2009): 45 receptions for 914 yards (20.3 avg.) and 10 TDs.

- 1st-team All-CIF honors.

JUNIOR (2008): 62 receptions for 1,500 yards (24.2 avg.) and 17 TDs.

OFF THE FIELD

COMMUNITY:

- 2-time winner (2016-17) of the Dolphins' Nat Moore Community Service Award.
- Selected by the Dolphins as their 2017 Walter Payton Man of the Year nominee.

PERSONAL:

- **MAJOR:** Communications with an emphasis in broadcasting and electronic media.

- Drove to a number of different states to do community events in numerous locations in 2018.
- Helped donate football equipment to Miami's local NFL Youth Education Town center in 2018.
- Attended every community event during the 2016 season on player days off.
- Worked with the Dolphins and the Ross Initiative in Sports for Equality (RISE) to host a town hall meeting in 2016 that brought influential local leaders together with law enforcement to discuss actionable steps that could be taken to address issues of racial inequality and unite the community.
- Helped organize a police ride along program and has inspired other NFL players to host similar programs in their local communities.
- Helps fund COMMUNITY tailgates, which bring local student-athletes, coaches, parents, community leaders, law enforcement and military personnel together at every Dolphins home game.

KENNY STILL'S' NFL REGULAR SEASON STATS

YEAR	TEAM	GP	GS	RECEIVING					RUSHING				
				REC	YDS	AVG	LG	TD	ATT	YDS	AVG	LG	TD
2013	NEW ORLEANS	16	10	32	641	20.0	76t	5	3	10	3.3	4	0
2014	NEW ORLEANS	15	6	63	931	14.8	69t	3	1	-2	-2.0	-2	0
2015	MIAMI	16	8	27	440	16.3	47t	3	0	0	0.0	0	0
2016	MIAMI	16	16	42	726	17.3	74t	9	0	0	0.0	0	0
2017	MIAMI	16	16	58	847	14.6	61t	6	0	0	0.0	0	0
2018	MIAMI	8	8	17	300	17.6	75t	4	0	0	0.0	0	0
NFL TOTALS		87	64	239	3885	16.3	76t	30	4	8	2.0	4	0

KENNY STILL'S' NFL PLAYOFF STATS

YEAR	TEAM	GP	GS	RECEIVING					RUSHING				
				REC	YDS	AVG	LG	TD	ATT	YDS	AVG	LG	TD
2013	NEW ORLEANS	2	1	3	35	11.7	14	0	1	1	1.0	1	0
2016	MIAMI	1	1	5	82	16.4	36	0	0	0	0.0	0	0
PLAYOFF TOTALS		3	2	8	117	14.6	36	0	1	1	1.0	1	0

ADDITIONAL STATS

Miscellaneous Tackles: (New Orleans) 1 in 2013, 1 in 2014, (Miami) 4 in 2016, 3 in 2017, 1 in 2018 for total of 10.

SINGLE-GAME CAREER HIGHS

Receptions: 8 vs. Baltimore, 11/24/14
Receiving Yards: 180 vs. Tampa Bay, 11/19/17
Longest Rec.: 76t vs. Tampa Bay, 12/29/13
TD Receptions: 2 twice, last: vs. N.Y. Jets, 10/22/17

100-YARD RECEIVING GAMES (6)

DATE	OPPONENT	REC	YDS	AVG	LG	TD
10/27/13	BUFFALO	3	129	43.0	69t	2
10/19/14	at Detroit	5	103	20.6	46t	1
11/30/14	at Pittsburgh	5	162	32.4	69t	1
10/23/16	BUFFALO	5	100	20.0	66t	1
11/19/17	TAMPA BAY	7	180	25.7	61	1
9/9/18	TENNESSEE	4	106	26.5	75t	2

2013 GAME-BY-GAME STATS (NEW ORLEANS)

DATE	OPPONENT	P/S	REC	YDS	AVG	LG	TD
09/08	ATLANTA	1/0	2	86	43.0	67	0
09/15	at Tampa Bay	1/1	1	10	10.0	10	0
09/22	ARIZONA	1/1	0	0	0.0	-	0
09/30	MIAMI	1/0	4	38	9.5	18	0
10/06	at Chicago	1/0	0	0	0.0	-	0
10/13	at New England	1/1	3	64	21.3	34t	1
10/27	BUFFALO	1/1	3	129	43.0	69t	2
11/03	at N.Y. Jets	1/0	3	35	11.7	19	0
11/10	DALLAS	1/1	3	75	25.0	52t	1
11/17	SAN FRANCISCO	1/0	1	11	11.0	11	0
11/21	at Atlanta	1/1	2	22	11.0	16	0
12/02	at Seattle	1/1	1	3	3.0	3	0
12/08	CAROLINA	1/1	2	22	11.0	14	0
12/15	at St. Louis	1/1	4	47	11.8	20	0
12/22	at Carolina	1/1	2	23	11.5	19	0
12/29	TAMPA BAY	1/0	1	76	76.0	76t	1
2013 TOTALS		16/10	32	641	20.0	76t	5

DATE	OPPONENT	P/S	REC	YDS	AVG	LG	TD
01/04	at Philadelphia*	1/1	3	35	11.7	14	0
01/11	at Seattle**	1/0	0	0	0.0	-	0
PLAYOFF TOTALS		2/1	3	35	11.7	14	0

* NFC Wild Card game

** NFC Divisional game

2014 GAME-BY-GAME STATS (NEW ORLEANS)

DATE	OPPONENT	P/S	REC	YDS	AVG	LG	TD
09/07	at Atlanta						INACTIVE
09/14	at Cleveland	1/1	3	25	8.3	14	0
09/21	MINNESOTA	1/1	4	38	9.5	15	0
09/28	at Dallas	1/0	2	62	31.0	46	0
10/05	TAMPA BAY	1/0	1	16	16.0	16	0
10/19	at Detroit	1/0	5	103	20.6	46t	1
10/26	GREEN BAY	1/0	4	57	14.3	45	0
10/30	at Carolina	1/0	5	72	14.4	18	0
11/09	SAN FRANCISCO	1/1	3	26	8.7	16	0
11/16	CINCINNATI	1/1	4	32	8.0	16	1
11/24	BALTIMORE	1/1	8	98	12.3	33	0
11/30	at Pittsburgh	1/0	5	162	32.4	69t	1
12/07	CAROLINA	1/0	3	23	7.7	14	0
12/15	at Chicago	1/1	5	67	13.4	21	0
12/21	ATLANTA	1/0	6	68	11.3	22	0
12/28	at Tampa Bay	1/0	5	82	16.4	44	0
2014 TOTALS		15/6	63	931	14.8	69t	3

2015 GAME-BY-GAME STATS (MIAMI)

DATE	OPPONENT	P/S	REC	YDS	AVG	LG	TD
09/13	at Washington	1/0	1	12	12.0	12	0
09/20	at Jacksonville	1/0	2	8	4.0	8	0
09/27	BUFFALO	1/0	0	0	0.0	-	0
10/04	N.Y. JETS	1/0	5	81	16.2	42	1
10/18	at Tennessee	1/1	2	46	23.0	38	0
10/25	HOUSTON	1/1	0	0	0.0	-	0
10/29	at New England	1/1	3	58	19.3	25	0
11/08	at Buffalo	1/1	3	74	24.7	46	0
11/15	at Philadelphia	1/0	0	0	0.0	-	0
11/22	DALLAS	1/1	2	52	26.0	29t	1
11/29	at N.Y. Jets	1/1	2	12	6.0	7	0
12/06	BALTIMORE	1/1	0	0	0.0	-	0
12/14	N.Y. GIANTS	1/0	2	49	24.5	47t	1
12/20	at San Diego	1/0	1	23	23.0	23	0
12/27	INDIANAPOLIS	1/0	3	14	4.7	9	0
01/03	NEW ENGLAND	1/1	1	11	11.0	11	0
2015 TOTALS		16/8	27	440	16.3	47t	3

2016 GAME-BY-GAME STATS (MIAMI)

DATE	OPPONENT	P/S	REC	YDS	AVG	LG	TD
09/11	at Seattle	1/1	1	16	16.0	16	0
09/18	at New England	1/1	2	39	19.5	24t	1
09/25	CLEVELAND	1/1	5	76	15.2	28	0
09/29	at Cincinnati	1/1	1	74	74.0	74t	1
10/09	TENNESSEE	1/1	0	0	0.0	-	0
10/16	PITTSBURGH	1/1	2	12	6.0	7	0
10/23	BUFFALO	1/1	5	100	20.0	66t	1
11/06	N.Y. JETS	1/1	1	11	11.0	11	0
11/13	at San Diego	1/1	2	47	23.5	39t	1
11/20	at L.A. Rams	1/1	4	33	8.3	15	0
11/27	SAN FRANCISCO	1/1	3	72	24.0	43t	1
12/04	at Baltimore	1/1	2	21	10.5	12	0
12/11	ARIZONA	1/1	6	97	16.2	29	1
12/17	at N.Y. Jets	1/1	1	52	52.0	52t	1
12/24	at Buffalo	1/1	3	35	11.7	17	1
01/01	NEW ENGLAND	1/1	4	41	10.3	25t	1
2016 TOTALS		16/16	42	726	17.3	74t	9

DATE	OPPONENT	P/S	REC	YDS	AVG	LG	TD
01/08	at Pittsburgh*	1/1	5	82	16.4	36	0

* AFC Wild Card game

2017 GAME-BY-GAME STATS (MIAMI)

DATE	OPPONENT	P/S	REC	YDS	AVG	LG	TD
09/17	at L.A. Chargers	1/1	2	37	18.5	29t	1
09/24	at N.Y. Jets	1/1	4	51	12.8	17	0
10/01	NEW ORLEANS	1/1	3	13	4.3	6	0
10/08	TENNESSEE	1/1	1	13	13.0	13	0
10/15	at Atlanta	1/1	4	49	12.3	18	1
10/22	N.Y. JETS	1/1	6	85	14.2	36	2
10/26	at Baltimore	1/1	5	65	13.0	28	0
11/05	OAKLAND	1/1	3	28	9.3	14	0
11/13	at Carolina	1/1	5	67	13.4	21	0
11/19	TAMPA BAY	1/1	7	180	25.7	61t	1
11/26	at New England	1/1	3	47	15.7	28	0
12/03	DENVER	1/1	5	98	19.6	23t	1
12/11	NEW ENGLAND	1/1	2	18	9.0	11	0
12/17	at Buffalo	1/1	1	8	8.0	8	0
12/24	at Kansas City	1/1	4	54	13.5	16	0
12/31	BUFFALO	1/1	3	34	11.3	16	0
2017 TOTALS		16/16	58	847	14.6	61t	6

2018 GAME-BY-GAME STATS (MIAMI)

DATE	OPPONENT	P/S	REC	YDS	AVG	LG	TD
09/09	TENNESSEE	1/1	4	106	26.5	75t	2
09/16	at N.Y. Jets	1/1	2	17	8.5	13	0
09/23	OAKLAND	1/1	3	61	20.3	34t	1
09/30	at New England	1/1	3	40	13.3	22	0
10/07	at Cincinnati	1/1	2	17	8.5	13	0
10/14	CHICAGO	1/1	1	35	35.0	35	0
10/21	DETROIT	1/1	1	5	5.0	5t	1
10/25	at Houston						INACTIVE
11/04	N.Y. JETS	1/1	1	19	19.0	19	0
11/11	at Green Bay						
11/25	at Indianapolis						
12/02	BUFFALO						
12/09	NEW ENGLAND						
12/16	at Minnesota						
12/23	JACKSONVILLE						
12/30	at Buffalo						
2018 TOTALS		8/8	17	300	17.6	75t	4



66 TRAVIS SWANSON

CENTER // 6-5 // 304 // ARKANSAS '14
ACQUIRED: FA, '18
HOMETOWN: HOUSTON, TEXAS // BORN: 1/30/91
NFL: FIFTH SEASON // DOLPHINS: FIRST SEASON

NFL CAREER

TRANSACTIONS:

- Signed by Miami on Sept. 11, 2018.
- Released by Miami on Sept. 5, 2018.
- Signed by Miami on Sept. 3, 2018.
- Released by the N.Y. Jets on Sept. 1, 2018.
- Signed by the N.Y. Jets as an unrestricted free agent from Detroit on April 5, 2018.
- 3rd-round pick (76th overall) by Detroit in the 2014 NFL draft.

CAREER HIGHLIGHTS:

- Played in 59 career games with 47 starts.
- Has allowed just 7.0 sacks and flagged for only 8 penalties.

2018 (N.Y. JETS/MIAMI):

- Played in 6 games with 5 starts.
- Dressed but did not play in 2 games.
- Signed by Miami on Sept. 11.
- Released by Miami on Sept. 5.
- Signed with Miami on Sept. 3.
- Spent the offseason and training camp with the N.Y. Jets before being released on Sept. 1.

AT NEW ENGLAND (9/30): Entered the game at center for an injured C Daniel Kilgore in the 2nd quarter.

AT CINCINNATI (10/6): Started at center.

VS. CHICAGO (10/14): Started at center.

- Protected QB Brock Osweiler, who completed 28-of-44 passes (63.6 pct.) for 380 yards and 3 TDs.
- Blocked for a running game that had 31 carries for 161 yards (5.2 avg.).

2017 (DETROIT):

- Started 11 games at center.
- Inactive for 4 games.
- Missed the final game of the season after being placed on injured reserve on Dec. 29.

VS. PITTSBURGH (10/29): Started at center.

- Helped protect QB Matthew Stafford, who passed for 423 yards.

2016 (DETROIT):

- Started 12 games at center.
- Inactive for 4 games.

VS. WASHINGTON (10/23): Started at center.

- Helped block for a game-winning drive for the 3rd consecutive week as the offense went 75 yards in 6 plays over the final 49 seconds for a 3-point victory.

POSTSEASON:

NFC WILD CARD AT SEATTLE (1/7): Inactive.

2015 (DETROIT):

- Started 14 games at center.
- Inactive for 1 game.
- Missed the final game of the season after being placed on injured reserve on Dec. 29.

VS. CHICAGO (10/18): Started at center.

- Helped protect QB Matthew Stafford, who passed for 405 yards and 4 TDs in the OT win.

2014 (DETROIT):

- Played in all 16 games with 5 starts – 3 at right guard, 1 at center and 1 as an extra offensive lineman.

AT ARIZONA (11/16): Started at right guard.

- Made his 1st NFL start.

POSTSEASON:

NFC WILD CARD AT DALLAS (1/4): Started at right guard.

BEFORE THE NFL

COLLEGE (ARKANSAS):

- 4-year starter (2010-13).

CAREER: Started all 50 games at center.

- Became 1st player in school history to start 50 consecutive games.
- Became the 2nd player in school history to start 50 games in a career.

SENIOR (2013): Started all 12 games.

- The team went 5-1 and averaged 201.7 rushing yards per game, 514.0 total yards per game and one sack allowed per game in the 6 contests he played in.
- 1st-team All-American.
- 1st-team All-SEC.
- Finalist for the Rimington Trophy (nation's top center).
- Part of an offensive line that set a school record by allowing just 8 sacks during the season.
- Team captain.

JUNIOR (2012): Started all 12 games.

- 2nd-team All-SEC.
- Team captain.

SOPHOMORE (2011): Started all 13 games.

- Helped the offense break 16 game or season school records and lead the SEC in total offense, passing offense and scoring offense.

REDSHIRT FRESHMAN (2010): Started all 13 games.

- SEC All-Freshman Team.
- Helped the offense break 24 game or season school records and the only offense to have both a 3,000-yard passer and 1,000-yard receiver in the same season in school history.
- Redshirted in 2009.

HIGH SCHOOL (KINGWOOD HS – KINGWOOD, TEXAS)

SENIOR (2008):

- 1st-team all-state.

OFF THE FIELD

PERSONAL:

- **MAJOR:** Sociology.

TRAVIS SWANSON'S NFL REGULAR SEASON STATS


GAMES/STARTS: 2014: 16/5, 2015: 14/14, 2016: 12/12, 2017: 11/11, (Miami) 2018: 6/5

NFL TOTALS: 59/47

TRAVIS SWANSON'S NFL PLAYOFF STATS

GAMES/STARTS: 2014: 1/1

PLAYOFF TOTALS: 1/1



17

RYAN TANNERHILL

QUARTERBACK // 6-4 // 207 // TEXAS A&M '12
 ACQUIRED: D1, '12
 HOMETOWN: BIG SPRING, TEXAS // BORN: 7/27/88
 NFL: SEVENTH SEASON // DOLPHINS: SEVENTH SEASON

NFL CAREER

TRANSACTIONS:

- 1st-round pick (8th overall) by Miami in the 2012 NFL draft.

CAREER HONORS:

- AFC Offensive Player of the Week (vs. Houston, 10/25/15).
- FedEx Air NFL Player of the Week (vs. Houston, 10/25/15).

CAREER HIGHLIGHTS:

- Started 82 career games.
- Completed 1,738-of-2,766 passes (62.8 pct.) for 19,427 yards and 114 TDs for a QB rating of 86.8.
- 235 carries for 1,156 yards (4.9 avg.) and 6 TDs.
- 2 receptions for 5 yards (2.5 avg.).
- Started 77 consecutive games to begin his NFL career.
- Has passed for 3,000 yards 4 times and 4,000 yards twice.
- Ranks 2nd in team history in career completion percentage (min. 250 attempts):

ALL-TIME DOLPHINS CAREER COMPLETION PERCENTAGE LEADERS

PLAYER	YEARS	ATT	CMP	PCT
1. Chad Pennington	2008-10	552	373	67.6
2. RYAN TANNERHILL	2012-18	2766	1738	62.8
3. Jay Cutler	2017	429	266	62.0
4. Matt Moore	2011-17	591	359	60.7
5. Chad Henne	2009-11	1065	646	60.7

- Ranks 2nd in team history in career passer rating (min. 250 attempts):

DOLPHINS CAREER PASSER RATING LEADERS

PLAYER	YEARS	YARDS	TD	INT	RATE
1. Chad Pennington	2008-10	4085	20	9	94.5
2. RYAN TANNERHILL	2012-18	19427	114	71	86.8
3. Dan Marino	1983-99	61361	420	252	86.4
4. Matt Moore	2011-17	4298	29	19	86.0
5. Jay Cutler	2017	2666	19	14	80.8

- Holds 2 of the team's top 5 single-season completion percentage marks (min. 250 attempts):

ALL-TIME DOLPHINS SINGLE-SEASON COMPLETION PERCENTAGE LEADERS

PLAYER	YEAR	ATT	CMP	PCT
1. Chad Pennington	2008	476	321	67.4
2. RYAN TANNERHILL	2016	389	261	67.1
3. RYAN TANNERHILL	2014	590	392	66.4
4. Dan Marino	1984	564	362	64.2
5. Dan Marino	1995	482	309	64.1

- Holds 2 of the team's top 5 single-season passer rating marks (min. 250 attempts):

DOLPHINS SINGLE-SEASON PASSER RATING LEADERS

PLAYER	YEAR	YARDS	TD	INT	RATE
1. Dan Marino	1984	5084	48	17	108.9
2. Chad Pennington	2008	3653	19	7	97.4
3. Dan Marino	1983	2210	20	6	96
4. RYAN TANNERHILL	2016	2995	19	12	93.5
5. RYAN TANNERHILL	2014	4045	27	12	92.8

- Holds 3 of the team's top 10 single-season passing yard totals:

DOLPHINS SINGLE-SEASON PASSING YARDS LEADERS

PLAYER	YR	YDS	PLAYER	YR	YDS
1. D. Marino	1984	5,084	6. D. Marino	1985	4,137
2. D. Marino	1986	4,746	7. D. Marino	1992	4,116
3. D. Marino	1994	4,453	8. R. TANNERHILL	2014	4,045
4. D. Marino	1988	4,434	9. Dan Marino	1991	3,970
5. R. TANNERHILL	2015	4,208	10. R. TANNERHILL	2013	3,913

- Holds 2 of the team's top 5 single-season pass attempts totals:

DOLPHINS SINGLE-SEASON PASS ATTEMPTS LEADERS

PLAYER	YEAR	ATT
1. Dan Marino	1986	623
2. Dan Marino	1994	615
3. Dan Marino	1988	606
4. RYAN TANNERHILL	2014	590
5. RYAN TANNERHILL	2013	588

- Holds 2 of the team's top 5 single-season completions totals:

DOLPHINS SINGLE-SEASON COMPLETIONS LEADERS

PLAYER	YEAR	CMP
1. RYAN TANNERHILL	2014	392
2. Dan Marino	1994	385
3. Dan Marino	1986	378
4. RYAN TANNERHILL	2015	363
5. Dan Marino	1984	362

- Totaled 16 career 300-yard passing games, which is the 2nd-most in team history:

MOST CAREER 300-YARD PASSING GAMES BY A DOLPHINS QB		
PLAYER	YEARS	NO.
1. Dan Marino	1983-99	63
2. RYAN TANNEHILL	2012-18	16
3. Chad Henne	2009-11	7
4. Bob Griese	1967-80	3
Jay Fiedler	2000-04	3

- Is the franchise's all-time leader in career rushing yards by a quarterback:

MOST CAREER RUSHING YARDS BY A DOLPHINS QB					
PLAYER	YEARS	ATT	YDS	AVG	TD
1. RYAN TANNEHILL	2012-18	235	1,156	4.9	6
2. Bob Griese	1967-80	261	994	3.8	7
3. Jay Fiedler	2000-04	201	834	4.1	11
4. David Woodley	1980-83	173	771	4.5	9
5. Chad Henne	2008-11	66	196	3.0	2

- Led the NFL with a 119.7 QB rating in the red zone in 2016:

NFL QB RATING LEADERS IN THE RED ZONE (2016)					
PLAYER	TEAM	YARDS	TD	INT	RATE
1. RYAN TANNEHILL	MIA.	224	11	0	119.7
2. Colin Kaepernick	SF	185	13	0	115.2
3. Andrew Luck	Ind.	258	20	0	113.5
4. Marcus Mariota	Ten.	251	18	0	113.5
5. Tom Brady	NE	288	20	1	112.1

- Tied for the NFL lead (Kirk Cousins and Joe Flacco) with 7 games where he completed at least 1 50-yard pass in 2016.
- Finished the 2015 season with 15,460 career passing yards, which were 3rd-most in NFL history by a QB in the 1st 4 seasons of their career:

MOST PASSING YARDS IN 1ST 4 YEARS OF NFL CAREER			
PLAYER	TEAM	YEARS	YDS
1. Peyton Manning	Ind.	1998-2001	16,418
2. Dan Marino	Mia.	1983-86	16,177
3. RYAN TANNEHILL	MIA.	2012-15	15,460
4. Andrew Luck	Ind.	2012-15	14,838
5. Andy Dalton	Cin.	2011-14	14,758

- Set an NFL record with 25 consecutive completions on Oct. 18, 2015 (at Tennessee) and Oct. 25, 2015 (vs. Houston).
- Completed 18-of-19 passes (94.7 pct.) vs. Houston on Oct. 25, 2015, setting a franchise record for single-game completion percentage (min. 12 attempts):

DOLPHINS SINGLE-GAME COMPLETION PCT. LEADERS					
PLAYER	DATE	OPP	ATT	CMP	PCT
1. RYAN TANNEHILL	10/25/15	HOU.	19	18	94.7
2. Bob Griese	12/18/78	NE	13	12	92.3
3. Chad Pennington	9/21/08	at NE	20	17	85.0
4. David Woodley	1/8/83*	NE	19	16	84.2
5. Earl Morrall	12/1/75	NE	17	14	82.4

- Recorded a perfect 158.3 QB rating vs. Houston on Oct. 25, 2015, tying the franchise mark for best QB rating in a single game:

DOLPHINS SINGLE-GAME QB RATING LEADERS				
PLAYER	DATE	OPP	RATE	
1. Bob Griese	12/18/78	NE	158.3	
RYAN TANNEHILL	10/25/15	HOU.	158.3	
3. Jay Fiedler	11/27/03	at Dal.	156.0	
4. RYAN TANNEHILL	9/23/18	OAK.	155.3	
5. Jay Fiedler	10/24/04	STL	154.8	
6. David Woodley	1/8/83*	NE	153.8	

- His 4,208 passing yards in 2015 were the most by a Dolphins QB since 1994 (Dan Marino).
- Joined Marino as the only Dolphins QBs to post back-to-back 4,000-yard campaigns (2014-15).
- Joined Marino as the only Dolphins QBs to pass for 20+ TDs in 3 straight seasons (2013-15).
- Completed 70 percent of passes in 5 consecutive games (Nov. 2, 2014 to Dec. 1, 2014), setting a team record.
- His 27 TD passes in 2014 were the 6th-most in team history and the most by anyone other than Marino.
- His +15 TD to interception ratio (27 TDs to 12 interceptions) in 2014 was the 3rd-best mark in Dolphins history:

HIGHEST SEASON TD-TO-INT DIFFERENTIAL (DOLPHINS)				
PLAYER	YEAR	ATT	CMP	PCT
1. Dan Marino	1984	48	17	+31
2. Dan Marino	1986	44	23	+21
3. RYAN TANNEHILL	2014	27	12	+15
4. Dan Marino	1983	20	6	+14
5. Dan Marino	1987	26	13	+13
Dan Marino	1994	30	17	+13

- His 311 rushing yards in 2014 were 2nd-most in team history by a quarterback:

DOLPHINS SINGLE-SEASON RUSHING LEADERS (QUARTERBACKS)					
PLAYER	YEAR	ATT	YARDS	AVG	TD
1. Jay Fiedler	2001	73	321	4.4	4
2. RYAN TANNEHILL	2014	56	311	5.6	1
3. David Woodley	1981	63	272	4.3	4
4. Jay Fiedler	2000	54	267	4.9	1
5. RYAN TANNEHILL	2013	40	238	6.0	1

- Became just the 8th quarterback (9th time overall) in NFL history to pass for 4,000+ yards and rush for 300+ yards in the same season (2014).
- Set franchise rookie records in completions (282), attempts (484) and passing yards (3,294):

MOST COMPLETIONS BY A ROOKIE IN DOLPHINS HISTORY			
PLAYER	YEAR	YARDS	CMP
1. RYAN TANNEHILL	2012	282	282
2. David Woodley	1980	176	176
3. Dan Marino	1983	173	173
4. Bob Griese	1967	166	166

MOST PASS ATTEMPTS BY A ROOKIE IN DOLPHINS HISTORY			
PLAYER	YEAR	YARDS	CMP
1. RYAN TANNEHILL	2012	484	484
2. Bob Griese	1967	331	331
3. David Woodley	1980	327	327
4. Dan Marino	1983	296	296

MOST PASSING YARDS BY A ROOKIE IN DOLPHINS HISTORY

PLAYER	YEAR	CMP
1. RYAN TANNEHILL	2012	3,294
2. Dan Marino	1983	2,210
3. Bob Griese	1967	2,005
4. David Woodley	1980	1,850

- His 431 passing yards at Arizona on Sept. 30, 2012 was the 3rd-highest single-game total by a rookie in NFL history, the most by a rookie in Dolphins history and tied for the 6th-most in any game in team history.
- His 26 completions at Arizona on Sept. 30, 2012 were the most in team history by a rookie.
- Became the 1st rookie quarterback in team history to start a season opener.

2018 (MIAMI):

- Started 5 games.
- Inactive for 4 games.
- Completed 85-of-129 passes (65.9 pct.) for 972 yards and 8 TDs for a QB rating of 92.9.
- 19 carries for 91 yards (4.8 avg.).
- Serves as a season-long team captain.

VS. TENNESSEE (9/9): Completed 20-of-28 passes (71.4 pct.) for 230 yards and 2 TDs for a QB rating of 89.9; 4 carries for 4 yards (1.0 avg.).

- Completed a 75-yard pass to WR Kenny Stills in the fourth quarter to give Miami a 24-10 lead. It was the 2nd-longest completion of his career.

AT N.Y. JETS (9/16): Completed 17-of-23 passes (73.9 pct.) for 168 yards and 2 TDs for a QB rating of 123.1; 8 carries for 44 yards (5.5 avg.).

VS. OAKLAND (9/23): Completed 17-of-23 passes (73.9 pct.) for 289 yards and 3 TDs for a QB rating of 155.3; 3 carries for 26 yards (8.7 avg.).

2017 (MIAMI):

- Missed the entire season after being placed on injured reserve on Aug. 12.

2016 (MIAMI):

- Started 13 games.
- Inactive for 3 games.
- Completed 261-of-389 passes (67.1 pct.) for 2,995 yards and 19 TDs for a QB rating of 93.5.
- 39 carries for 164 yards (4.2 avg.) and 1 TD.
- His 67.1 completion percentage was the 2nd-highest single-season completion percentage in franchise history.
- His 93.5 quarterback rating was the 4th-highest by a Dolphins QB in team history.
- His 119.7 QB rating in the red zone (min. 15 attempts) led the NFL that season.
- Tied for the NFL lead (Kirk Cousins and Joe Flacco) with 7 games where he completed at least 1 50-yard pass.

VS. BUFFALO (10/23): 15-of-25 passing (60.0 pct.) for 204 yards and 1 TD.

- Completed a 66-yard TD pass to WR Kenny Stills with 2:24 left to give Miami a 2-score lead.

AT L.A. RAMS (11/20): 24-of-34 passing (70.6 pct.) for 172 yards and 2 TDs; 2 carries for 19 yards (9.5 avg.).

- Hit WR DeVante Parker for a 9-yard TD pass to

give Miami the lead with 36 seconds left.

- Marked the 13th come-from-behind win of his career.
 - In Miami's final 2 drives, he completed 12-of-13 passes (92.3 pct.) for 115 yards and 2 TDs.
 - Became the franchise's all-time leading rusher as a quarterback, surpassing Hall of Fame QB Bob Griese (994).
- VS. SAN FRANCISCO (11/27):** 20-of-30 passing (66.7 pct.) for 285 yards and 3 TDs for a QB rating of 130.6.
- Marked the team's 6th victory in a row.
 - During the 6-game winning streak, he completed 117-of-173 passes (67.6 pct.) for 1,302 yards and 9 TDs for a QB rating of 104.7.

POSTSEASON:

AFC WILD CARD AT PITTSBURGH (1/8): Inactive.

2015 (MIAMI):

- Started all 16 games.
- Completed 363-of-586 passes (61.9 pct.) for 4,208 yards and 24 TDs for a QB rating of 88.7.
- Set an NFL record with 25 consecutive completions on Oct. 18 (at Tennessee) and Oct. 25 (vs. Houston).
- His 4,208 passing yards was the 5th-highest single-season total in team history and most by a Dolphins QB other than Dan Marino.
- His 4,208 passing yards were the most by a Dolphins QB since 1994 (Marino).
- Registered his 2nd straight 4,000-yard passing season, joining Marino as the only Dolphins QBs to post back-to-back 4,000-yard campaigns.
- It was his 4th career 3,000-yard season.
- His 6 300-yard games in 2015 tied for the 2nd-most 300-yard efforts by a Dolphins QB in a single season.
- His 24 TD passes marked the 3rd straight season he passed for 20+ TDs, joining Marino as the only Dolphins QB to do that.
- Finished the season with 15,460 career passing yards, which were 3rd-most in NFL history by a QB in the 1st 4 seasons of their career.

AT JACKSONVILLE (9/20): 30-of-44 passing (68.2 pct.) for 359 yards and 2 TDs for a QB rating of 108.0.

- Marked his 9th career 300-yard game.

VS. BUFFALO (9/27): 26-of-49 passing (53.1 pct.) for 297 yards and 2 TDs.

- Set a team record with 160 consecutive passes without an interception, breaking Marino's mark.

VS. HOUSTON (10/25): 18-of-19 passing (94.7 pct.) for 282 yards and 4 TDs for a perfect QB rating of 158.3.

- His 94.7 completion percentage was a single-game team record.
- Became the first NFL quarterback since Randall Cunningham in 1998 to complete 3 50-yard TD passes in the 1st half of a game.

HONORS:

- AFC Offensive Player of the Week (vs. Houston, 10/25).
- FedEx Air NFL Player of the Week (vs. Houston, 10/25).

2014 (MIAMI):

- Started all 16 games.
- Completed 392-of-590 passes (66.4 pct.) for 4,045 yards and 27 TDs for a QB rating of 92.8.
- 56 carries for 311 yards (5.6 avg.) and 1 TD.
- His 392 completions were the most in team history.
- His 590 pass attempts were the 4th-most in team history.
- Completed 70 percent of passes in 5 consecutive games (Nov. 2 to Dec. 1), setting a team record.
- His 27 TD passes were the 6th-most in team history and the most by anyone other than Dan Marino.
- His +15 TD to interception ratio (27 TDs to 12 interceptions) was the 3rd-best mark in Dolphins history.
- His 311 rushing yards were 2nd-most in team history by a quarterback.
- Became just the 8th quarterback (9th time overall) in NFL history to pass for 4,000+ yards and rush for 300+ yards in the same season.

VS. SAN DIEGO (11/2): 24-of-34 passing (70.6 pct.) for 288 yards and 3 TDs for a QB rating of 125.6.

- His 125.6 QB rating was a season high.

AT N.Y. JETS (12/1): 25-of-35 passing (71.4 pct.) for 235 yards.

- Engineered a game-winning drive that led to a 26-yard field goal with 1:57 left to give Miami the 16-13 victory.

VS. MINNESOTA (12/21): 35-of-47 passing (74.5 pct.) for 396 yards and 4 TDs for a QB rating of 118.8.

- His 396 passing yards marked the 8th 300-yard game of his career, moving him into 2nd place in team history in the category.

2013 (MIAMI):

- Started all 16 games.
- Completed 355-of-588 passes (60.4 pct.) for 3,913 yards and 24 TDs for a QB rating of 81.7.
- 40 carries for 238 yards (6.0 avg.) and 1 TD.

AT ATLANTA (9/22): 24-of-35 passing (68.6 pct.) for 236 yards and 2 TDs for a QB rating of 94.5.

- Led the team on a 13-play, 75-yard drive that culminated in a 1-yard TD pass to TE Dion Sims with 38 seconds left to win the game.
- Completed 9-of-12 passes (75.0 pct.) for 69 yards and 1 TD on the game-winning drive.

AT N.Y. JETS (12/1): 28-of-43 passing (65.1 pct.) for 331 yards and 2 TDs for a QB rating of 94.2.

- Marked his 2nd consecutive 300-yard passing game, the 1st back-to-back 300-yard games of his career.
- Topped the 3,000-yard mark for the season.

VS. NEW ENGLAND (12/15): 25-of-37 passing (67.6 pct.) for 312 yards and 3 TDs for a QB rating of 120.6.

- Marked his 5th 300-yard passing game of the season.
- It was his 2nd straight 3+ TD performance as he became the 1st Dolphins QB since Dan Marino in 1994 to accomplish the feat.
- Led the team on a 9-play, 60-yard drive capped off by a 14-yard TD pass to RB Marcus Thigpen

with 1:15 left to win the game.

- Completed 6-of-8 passes (75.0 pct.) for 66 yards and 1 TD on the game-winning drive.

2012 (MIAMI):

- Started all 16 games.
- Completed 282-of-484 passes (58.3 pct.) for 3,294 yards and 12 TDs and a QB rating of 76.1.
- 49 carries for 211 yards (4.3 avg.) and 2 TDs.
- Set franchise rookie records in completions (282), attempts (484) and passing yards (3,294).
- His 58.3 completion percentage was 2nd-best among rookies in team history.
- Became the 1st rookie quarterback in Dolphins history to not throw an interception in a month (min. 3 games played) after he went 40-of-60 (66.7 pct.) for 426 yards, 2 TDs, 0 interceptions and a QB rating of 98.3 in October.

AT HOUSTON (9/9): 20-of-36 passing (55.6 pct.) for 219 yards.

- Made his NFL debut and 1st NFL start.
- Became the 1st rookie quarterback in team history to start a season opener.

VS. OAKLAND (9/16): 18-of-30 passing (60.0 pct.) for 200 yards and 1 TD for a QB rating of 91.0; 3 carries for 14 yards (4.7 avg.) and 1 TD.

- Earned his 1st win as an NFL starting quarterback.
- Scored his 1st NFL rushing TD with a 2-yard run in the 1st quarter.
- Threw his 1st NFL TD with a 14-yard pass for TE Anthony Fasano in the 4th quarter.

AT ARIZONA (9/30): 26-of-41 passing (63.4 pct.) for 431 yards and 1 TD for a QB rating of 86.5.

- His 26 completions were the most in team history by a rookie.
- His 431 passing yards was the 3rd-highest single-game total by a rookie in NFL history, the most by a rookie in Dolphins history and tied for the 6th-most in any game in team history.

BEFORE THE NFL

COLLEGE (TEXAS A&M):

- 4-year letterman (2008-11) and 2-year starter.
- CAREER:** Played in 50 games with 25 starts; 484-of-774 passing (62.5 pct.) for 5,450 yards and 42 TDs; 112 receptions for 1,596 yards (14.3 avg.) and 10 TDs; 115 carries for 369 yards (3.2 avg.) and 5 TDs.
- Started 19 games at quarterback and 6 at wide receiver.
- Played both quarterback and wide receiver in 5 games.

SENIOR (2011): Started all 13 games; 327-of-531 passing (61.6 pct.) for 3,744 yards and 29 TDs; 58 carries for 306 yards (5.3 avg.) and 4 TDs.

- Honorable mention All-American.
- Finalist for the Johnny Unitas Golden Arm Award (nation's top quarterback).
- Semifinalist for the Davey O'Brien Award (nation's top quarterback).
- Finalist for the William V. Campbell Trophy (nation's best scholar-athlete).

JUNIOR (2010): Played in all 13 games with 6 starts at quarterback; 152-of-234 passing (65.0 pct.) for 1,638 yards and 13 TDs; 11 receptions for 143 yards (13.0 avg.) and 1 TD; 51 carries for 76 yards

(1.5 avg.) and 1 TD.

- Saw action at wide receiver for the 1st 7 games of the season.
- Took over starting quarterback duties for the final 6 games and went 5-1.

SOPHOMORE (2009): Played in all 13 games; 46 receptions for 609 yards (13.2 avg.) and 4 TDs; 4-of-8 passing (50.0 pct.) for 60 yards; 4 carries for -5 yards (-1.3 avg.).

- Honorable mention All-Big 12.

REDSHIRT FRESHMAN (2008): Played in 11 games with 6 starts at wide receiver; 55 receptions for 844 yards (15.3 avg.) and 5 TDs; 1-of-1 passing (100.0 pct.) for 8 yards; 2 carries for -8 yards (-4.0 avg.).

- His 55 receptions, 844 receiving yards and 5 receiving TDs were school freshman records.
- Battled for the starting quarterback spot in camp but moved to receiver at the start of the season.
- Honorable mention Freshman All-American.
- Voted school's offensive MVP by his teammates.
- Redshirted in 2007.

HIGH SCHOOL (BIG SPRING HS – BIG SPRING, TEXAS)

- Played defensive back, punter, wide receiver and quarterback.
- Also lettered in basketball, baseball, golf and track and field.

SENIOR (2006): Passed for 1,258 yards; Rushed for 617 yards; 3 receptions for 62 yards (20.7 avg.); 39.2-yard punt average.

- 1st-team All-CIF honors.

JUNIOR (2008): 62 receptions for 1,500 yards (24.2 avg.) and 17 TDs.

OFF THE FIELD

COMMUNITY:

- Founded the Tannehill's A.C.E.S. (Achieving Community Educations Success) program with wife, Lauren, which consisted of 17 sophomores from American Senior HS and focused on rewarding the participating students who strive for good grades and took on an active role in their community by hosting monthly events to reward the students and help them give back to the community.
- Participates in several team events such as the All-Community team donating tickets to regular season home games, holiday meal and toy giveaways, Fins Weekend and the Dolphins Cancer Challenge.

PERSONAL:

- Participated in the 2017 Miami Dolphins Business Combine.
- Father, Tim, played wide receiver at Texas Tech from 1985-87.
- Married to Lauren with 2 children.
- **PRONUNCIATION:** Last name is pronounced TAN-uh-hill.
- **MAJOR:** Biology.

RYAN TANNEHILL'S NFL REGULAR SEASON PASSING STATS

YEAR	TEAM	GP	GS	ATT	CMP	PCT	YDS	Y/A	TD	INT	LG	SK/YDS	RATE
2012	MIAMI	16	16	484	282	58.3	3,294	6.8	12	13	80t	35/234	76.1
2013	MIAMI	16	16	588	355	60.4	3,913	6.7	24	17	67	58/399	81.7
2014	MIAMI	16	16	590	392	66.4	4,045	6.9	27	12	50	46/337	92.8
2015	MIAMI	16	16	586	363	61.9	4,208	7.2	24	12	54t	45/420	88.7
2016	MIAMI	13	13	389	261	67.1	2,995	7.7	19	12	74t	29/216	93.5
2017	MIAMI	INJURED RESERVE											
2018	MIAMI	5	5	129	85	65.9	972	7.5	8	5	75t	11/98	92.9
NFL TOTALS		82	82	2766	1738	62.8	19427	7.0	114	71	80t	224/1704	86.8

RYAN TANNEHILL'S NFL REGULAR SEASON RUSHING/RECEIVING STATS

YEAR	TEAM	GP	GS	RUSHING					RECEIVING				
				ATT	YDS	AVG	LG	TD	REC	YDS	AVG	LG	TD
2012	MIAMI	16	16	49	211	4.3	31	2	0	0	0.0	-	0
2013	MIAMI	16	16	40	238	6.0	48	1	0	0	0.0	-	0
2014	MIAMI	16	16	56	311	5.6	40	1	1	-4	-4.0	0	0
2015	MIAMI	16	16	32	141	4.4	28	1	1	9	9.0	9	0
2016	MIAMI	13	13	39	164	4.2	18	1	0	0	0.0	-	0
2017	MIAMI	INJURED RESERVE											
2018	MIAMI	5	5	19	91	4.8	20	0	0	0	0.0	-	0
NFL TOTALS		82	82	235	1156	4.9	48	6	2	5	2.5	9	0

ADDITIONAL STATS

Career Regular Season Record As A Starter: 7-9 in 2012; 8-8 in 2013; 8-8 in 2014; 6-10 in 2015; 8-5 in 2016 and 3-2 in 2018 for total of 40-42.

Miscellaneous Tackles: 1 in 2012, 2 in 2013, 3 in 2014, 4 in 2015, 1 in 2018 for total of 11.

SINGLE-GAME CAREER HIGHS

Pass Attempts:	58	at N.Y. Jets, 11/29/15
Completions:	35	vs. Minnesota, 12/21/14
Passing Yards:	431	at Arizona, 9/30/12
TD Passes:	4	twice, last: vs. Houston, 10/25/15
Longest Pass:	80t	at Arizona, 9/30/12
Completion Pct.:	94.7	vs. Houston, 10/25/15
Passer Rating:	158.3	vs. Houston, 10/25/15
Rush Attempts:	8	Twice, last: at N.Y. Jets, 9/16/18
Rushing Yards:	56	at Pittsburgh, 12/8/13
Longest Run:	48	at Pittsburgh, 12/8/13
Rushing TDs:	1	6 times, last: at Seattle, 9/11/16

TANNEHILL'S 4TH QUARTER COMEBACK VICTORIES (13)

DATE	OPP	4Q DEFICIT	4Q STATS	FINAL SCORE
1. 11/25/12	vs. Sea.	7-14	9-7-156-1-0	24-21
2. 9/22/13	vs. Atl.	20-23	13-9-69-1-0	27-23
3. 10/31/13	vs. Cin.	17-20	14-10-96-1-0	22-20
4. 12/8/13	at Pit.	24-28	8-5-40-1-0	34-28
5. 12/15/13	vs. NE	17-20	11-7-68-2-0	24-20
6. 12/1/14	at NYJ	6-13	8-5-68-0-0	16-13
7. 12/21/14	vs. Minn.	28-35	15-12-140-2-0	37-35
8. 9/15/15	at Was.	7-10	7-4-30-0-0	17-10
9. 11/15/15	at Phil.	13-16	8-4-34-1-0	20-19
10. 10/23/16	vs. Buf.	14-17	4-3-88-1-0	28-25
11. 11/13/16	at SD	21-24	6-2-57-0-0	31-24
12. 11/20/16	at LAR	0-10	16-13-116-2-0	14-10
13. 9/23/18	vs. Oak.	14-17	5-3-93-1-0	28-20

300-YARD PASSING GAMES (16)

DATE	OPP	ATT	CMP	PCT	YDS	TD	INT	LG	RATE
9/30/12	at Ari.	41	26	63.4	431	1	2	80t	86.5
9/15/13	at Ind.	34	23	67.6	319	1	0	67	107.4
10/6/13	vs. Balt.	40	21	52.5	307	1	0	49	86.1
11/24/13	vs. Car.	42	28	66.7	310	1	1	57	86.4
12/1/13	at NYJ	43	28	65.1	331	2	1	31t	94.2
12/15/13	vs. NE	37	25	67.6	312	3	0	39t	120.6
12/14/14	at NE	47	29	61.7	346	1	2	50	73.5
12/21/14	vs. Minn.	47	35	74.5	396	4	1	41	118.8
9/20/15	at Jac.	44	30	68.2	359	2	0	48	108.0
10/29/15	at NE	44	28	63.6	300	0	2	29	64.6
11/8/15	at Buf.	35	26	74.3	307	0	0	46	100.5
11/29/15	at NYJ	58	33	56.9	351	3	1	40	84.8
12/27/16	vs. Ind.	38	26	68.4	329	0	1	49	84.2
1/3/16	vs. NE	38	25	65.8	350	2	0	46	112.8
9/16/16	at NE	45	32	71.1	387	2	2	33	93.5
9/25/16	vs. Cleve.	39	25	64.1	319	3	2	42t	93.9

2012 GAME-BY-GAME STATS (MIAMI)

DATE	OPPONENT	P/S	ATT	CMP	PCT	YDS	TD	INT	LG	SK/YDS
09/09	at Houston	1/1	36	20	55.6	219	0	3	34	2/20
09/16	OAKLAND	1/1	30	18	60.0	200	1	0	25	1/11
09/23	N.Y. JETS	1/1	36	16	44.4	196	0	1	41	0/0
09/30	at Arizona	1/1	41	26	63.4	431	1	2	80t	4/37
10/07	at Cincinnati	1/1	26	17	65.4	223	0	0	30	2/12
10/14	ST. LOUIS	1/1	29	21	72.4	185	2	0	29t	3/29
10/28	at N.Y. Jets	1/1	5	2	40.0	18	0	0	12	1/9
11/04	at Indianapolis	1/1	38	22	57.9	290	1	0	35	2/9
11/11	TENNESSEE	1/1	39	23	59.0	217	0	3	17	1/8
11/15	at Buffalo	1/1	28	14	50.0	141	1	2	19	3/17
11/25	SEATTLE	1/1	26	18	69.2	253	1	1	39	1/7
12/02	NEW ENGLAND	1/1	29	13	44.8	186	0	0	28	3/10
12/09	at San Francisco	1/1	33	17	51.5	150	1	0	28	2/17
12/16	JACKSONVILLE	1/1	28	22	78.6	220	2	0	37	1/11
12/23	BUFFALO	1/1	25	13	52.0	130	2	0	30	2/11
12/30	at New England	1/1	35	20	57.1	235	0	1	22	7/26
2012 TOTALS		16/16	484	282	58.3	3294	12	13	80t	35/234

2013 GAME-BY-GAME STATS (MIAMI)

DATE	OPPONENT	P/S	ATT	CMP	PCT	YDS	TD	INT	LG	SK/YDS
09/08	at Cleveland	1/1	38	24	63.2	272	1	1	34t	4/17
09/15	at Indianapolis	1/1	34	23	67.6	319	1	0	67	5/22
09/22	ATLANTA	1/1	35	24	68.6	236	2	1	21	5/41
09/30	at New Orleans	1/1	35	22	62.9	249	1	3	50	4/33
10/06	BALTIMORE	1/1	40	21	52.5	307	1	0	49	6/35
10/20	BUFFALO	1/1	37	19	51.4	194	3	2	46	2/21
10/27	at New England	1/1	42	22	52.4	192	2	2	25	6/47
10/31	CINCINNATI	1/1	28	20	71.4	208	0	0	40	3/20
11/11	at Tampa Bay	1/1	42	27	64.3	229	2	1	19t	2/18
11/17	SAN DIEGO	1/1	35	22	62.9	268	1	1	39t	4/29
11/24	CAROLINA	1/1	42	28	66.7	310	1	1	57	3/30
12/01	at N.Y. Jets	1/1	43	28	65.1	331	2	1	31t	1/3
12/08	at Pittsburgh	1/1	33	20	60.6	200	3	1	40	2/14
12/15	NEW ENGLAND	1/1	37	25	67.6	312	3	0	39t	4/23
12/22	at Buffalo	1/1	27	10	37.0	82	0	0	13	7/46
12/29	N.Y. JETS	1/1	40	20	50.0	204	1	3	25	0/0
2013 TOTALS		16/16	588	355	60.4	3913	24	17	34t	58/399

2014 GAME-BY-GAME STATS (MIAMI)

DATE	OPPONENT	P/S	ATT	CMP	PCT	YDS	TD	INT	LG	SK/YDS
09/07	NEW ENGLAND	1/1	32	18	56.3	178	2	1	24	1/9
09/14	at Buffalo	1/1	49	31	63.3	241	1	1	18	4/31
09/21	KANSAS CITY	1/1	43	21	48.8	205	1	0	30	4/14
09/28	at Oakland	1/1	31	23	74.2	278	2	1	35	0/0
10/12	GREEN BAY	1/1	31	20	64.5	244	2	2	25	1/7
10/19	at Chicago	1/1	32	25	78.1	277	2	0	26	4/21
10/26	at Jacksonville	1/1	29	16	55.2	196	1	1	50	3/18
11/02	SAN DIEGO	1/1	34	24	70.6	288	3	0	38	0/0
11/09	at Detroit	1/1	38	27	71.1	207	1	1	20	3/29
11/13	BUFFALO	1/1	34	26	76.5	240	2	0	32	5/35
11/23	at Denver	1/1	36	26	72.2	228	3	1	21	1/12
12/01	at N.Y. Jets	1/1	35	25	71.4	235	0	1	25	2/18
12/07	BALTIMORE	1/1	33	23	69.7	227	1	0	27	6/41
12/14	at New England	1/1	47	29	61.7	346	1	2	50	4/38
12/21	MINNESOTA	1/1	47	35	74.5	396	4	1	41	1/13
12/28	N.Y. JETS	1/1	39	23	59.0	259	1	0	33	7/51
2014 TOTALS		16/16	590	392	66.4	4045	27	12	50	46/337

2015 GAME-BY-GAME STATS (MIAMI)

DATE	OPPONENT	P/S	ATT	CMP	PCT	YDS	TD	INT	LG	SK/YDS
09/13	at Washington	1/1	34	22	64.7	226	1	0	27	3/44
09/20	at Jacksonville	1/1	44	30	68.2	359	2	0	48	2/15
09/27	BUFFALO	1/1	49	26	53.1	297	2	3	46t	2/8
10/04	N.Y. JETS	1/1	44	19	43.2	198	2	2	42	3/31
10/18	at Tennessee	1/1	29	22	75.9	266	2	2	38	2/12
10/25	HOUSTON	1/1	19	18	94.7	282	4	0	54t	4/41
10/29	at New England	1/1	44	28	63.6	300	0	2	29	5/45
11/08	at Buffalo	1/1	35	26	74.3	307	0	0	46	2/27
11/15	at Philadelphia	1/1	36	21	58.3	217	2	0	43	4/27
11/22	DALLAS	1/1	24	13	54.2	188	2	1	47	3/48
11/29	at N.Y. Jets	1/1	58	33	56.9	351	3	1	40	3/30
12/06	BALTIMORE	1/1	19	9	47.4	86	1	0	38t	1/4
12/14	N.Y. GIANTS	1/1	41	25	61.0	236	1	0	47t	1/1
12/20	at San Diego	1/1	34	20	58.8	216	0	0	35	3/29
12/27	INDIANAPOLIS	1/1	38	26	68.4	329	0	1	49	6/50
01/03	NEW ENGLAND	1/1	38	25	65.8	350	2	0	46	1/8
2015 TOTALS		16/16	586	363	61.9	4208	24	12	54t	45/420

2016 GAME-BY-GAME STATS (MIAMI)

DATE	OPPONENT	P/S	ATT	CMP	PCT	YDS	TD	INT	LG	SK/YDS
09/11	at Seattle	1/1	29	16	55.2	186	0	0	50	5/36
09/18	at New England	1/1	45	32	71.1	387	2	2	33	0/0
09/25	CLEVELAND	1/1	39	25	64.1	319	3	2	42t	1/8
09/29	at Cincinnati	1/1	25	15	60.0	189	1	1	74t	5/29
10/09	TENNESSEE	1/1	18	12	66.7	191	0	2	58	6/42
10/16	PITTSBURGH	1/1	32	24	75.0	252	0	0	53	0/0
10/23	BUFFALO	1/1	25	15	60.0	204	1	0	66t	1/6
11/06	N.Y. JETS	1/1	28	17	60.7	149	1	0	24	1/12
11/13	at San Diego	1/1	24	17	70.8	240	2	0	56	1/9
11/20	at L.A. Rams	1/1	34	24	70.6	172	2	1	15	4/30
11/27	SAN FRANCISCO	1/1	30	20	66.7	285	3	0	46	2/22
12/04	at Baltimore	1/1	40	29	72.5	226	1	3	26	2/11
12/11	ARIZONA	1/1	20	15	75.0	195	3	1	71	1/11
12/17	at N.Y. Jets					INACTIVE				
12/24	at Buffalo					INACTIVE				
01/01	NEW ENGLAND					INACTIVE				
2016 TOTALS		13/13	389	261	67.1	2995	19.0	12	74t	29/216

DATE	OPPONENT	P/S	ATT	CMP	PCT	YDS	TD	INT	LG	SK/YDS
01/08	at Pittsburgh*					INACTIVE				


* AFC Wild Card game

2017 GAME-BY-GAME STATS (MIAMI)

DATE	OPPONENT	P/S	ATT	CMP	PCT	YDS	TD	INT	LG	SK/YDS
09/17	at L.A. Chargers									
09/24	at N.Y. Jets									
10/01	NEW ORLEANS									
10/08	TENNESSEE									
10/15	at Atlanta									
10/22	N.Y. JETS									
10/26	at Baltimore									
11/05	OAKLAND									
11/13	at Carolina									
11/19	TAMPA BAY									
11/26	at New England									
12/03	DENVER									
12/11	NEW ENGLAND									
12/17	at Buffalo									
12/24	at Kansas City									
12/31	BUFFALO									
2017 TOTALS		0/0	0	0	0.0	0	0	0	-	0/0

2018 GAME-BY-GAME STATS (MIAMI)

DATE	OPPONENT	P/S	ATT	CMP	PCT	YDS	TD	INT	LG	SK/YDS
09/09	TENNESSEE	1/1	28	20	71.4	230	2	2	75t	1/8
09/16	at N.Y. Jets	1/1	23	17	73.9	168	2	0	29t	4/46
09/23	OAKLAND	1/1	23	17	73.9	289	3	0	74t	1/9
09/30	at New England	1/1	20	11	55.0	100	0	1	22	2/19
10/07	at Cincinnati	1/1	35	20	57.1	185	1	2	22t	3/16
10/14	CHICAGO									
10/21	DETROIT									
10/25	at Houston									
11/04	N.Y. JETS									
11/11	at Green Bay									
11/25	at Indianapolis									
12/02	BUFFALO									
12/09	NEW ENGLAND									
12/16	at Minnesota									
12/23	JACKSONVILLE									
12/30	at Buffalo									
2018 TOTALS		5/5	129	85	65.9	972	8	5	75t	11/98



78

LAREMY TUNSIL

TACKLE // 6-5 // 318 // MISSISSIPPI '16
ACQUIRED: D1, '16
HOMETOWN: LAKE CITY, FLA. // BORN: 8/2/94
NFL: THIRD SEASON // DOLPHINS: THIRD SEASON

NFL CAREER

TRANSACTIONS:

- 1st-round pick (13th overall) by Miami in the 2016 NFL draft.

CAREER HONORS:

- 2016 PFWA All-Rookie team.

CAREER HIGHLIGHTS:

- Started 38 career games.
- First offensive lineman in Dolphins history to start at least one game at guard and tackle in his rookie season.

2018 (MIAMI):

- Started 9 games.

AT N.Y. JETS (9/16):

 Started at left tackle.

- Protected QB Ryan Tannehill, who completed 17-of-23 passes (73.9 pct.) for 168 yards and 2 TDs.
- Blocked for a running game that had 31 carries for 135 yards (4.4 avg.) and 1 TD.

VS. OAKLAND (9/23):

 Started at left tackle.

- Protected QB Ryan Tannehill, who completed 17-of-23 passes (73.9 pct.) for 289 yards and 3 TDs.

VS. CHICAGO (10/14):

 Started at left tackle.

- Protected QB Brock Osweiler, who completed 28-of-44 passes (63.6 pct.) for 380 yards and 3 TDs.
- Blocked for a running game that had 31 carries for 161 yards (5.2 avg.).

2017 (MIAMI):

- Started 15 games at left tackle.
- Inactive for 1 game.

AT L.A. CHARGERS (9/17):

 Started at left tackle.

- Blocked for RB Jay Ajayi, who rushed for 122 yards, snapping the Chargers' streak of 17 straight games without allowing a 100-yard rusher.

VS. DENVER (12/3):

 Started at left tackle.

- Blocked for RB Kenyan Drake, who rushed for 120 yards and 1 TD in the victory for his 1st career 100-yard rushing performance.

VS. NEW ENGLAND (12/11):

 Started at left tackle.

- Helped RB Kenyan Drake rush for 114 yards, his 2nd straight 100-yard rushing effort.

2016 (MIAMI):

- Started 14 games – 12 at left guard and 2 at left tackle.
- Inactive for 2 games.
- Allowed just 0.5 sacks in his 12 starts at left guard.
- Helped RB Jay Ajayi eclipse the 1,000-yard rushing mark for the 1st time in his career and rush for 1,272 yards, the third-most in Dolphins history.

AT SEATTLE (9/11):

 Started at left guard.

- Made NFL debut and his 1st NFL start.

VS. PITTSBURGH (10/16):

 Started at left guard.

- Blocked for RB Jay Ajayi, who rushed for 204 yards for his 1st 100-yard effort.

VS. BUFFALO (10/23):

 Started at left guard.

- Helped RB Jay Ajayi rush for 214 yards, his 2nd straight 200-yard game.

POSTSEASON:

AFC WILD CARD AT PITTSBURGH (1/8):

 Started at left guard.

HONORS:

- PFWA All-Rookie team.

BEFORE THE NFL

COLLEGE (MISSISSIPPI):

- 3-year starter (2013-15).

CAREER:

 Played in 29 games with 26 starts at left tackle.

SENIOR (2015):

 Started 6 games.

- The team went 5-1 and averaged 201.7 rushing yards per game, 514.0 total yards per game and one sack allowed per game in the 6 contests he played in.
- 2nd-team All-American.
- 1st-team All-SEC.

JUNIOR (2014):

 Started 11 games at left tackle.

- 2nd-team All-American.
- 1st-team All-SEC.
- Earned Kent Hull Trophy as the state of Mississippi's top collegiate offensive lineman.

TRUE FRESHMAN (2013):

 Played in 12 games with 9 starts at left tackle.

- Freshman All-American.
- SEC All-Freshman team.
- 2nd-team All-SEC.
- Joined teammate TE Evan Engram as one of the first 2 true freshmen in school history to earn All-SEC honors.

HIGH SCHOOL (COLUMBIA HS – LAKE CITY, FLA.)

SENIOR (2012):

- Florida Class 6A Player of the Year.
- 1st-team all-state.

OFF THE FIELD

COMMUNITY:

- Participated in numerous team events, such

as visiting children's hospitals, distributing Thanksgiving meals to needy families, AARP Million Meal Pack and surprising underprivileged children with their own beds at the Ashley HomeStore Hope to Dream sleepover event.

PERSONAL:

- **PRONUNCIATION:** Name is pronounced LAIR-uh-mee TUHN-suhl.
- **MAJOR:** Journalism.

LAREMY TUNSIL'S NFL REGULAR SEASON STATS

GAMES/STARTS: 2016: 14/14, 2017: 15/15, 2018: 9/9

NFL TOTALS: 38/38

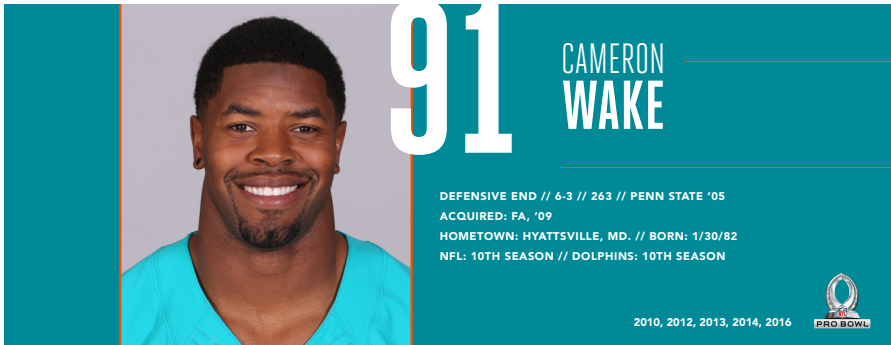
LAREMY TUNSIL'S NFL PLAYOFF STATS

GAMES/STARTS: 2016: 1/1

PLAYOFF TOTALS: 1/1

ADDITIONAL STATS

Miscellaneous Tackles: 1 in 2018.



PRO FOOTBALL CAREER

TRANSACTIONS:

- Signed by Miami on Jan. 19, 2009.
- Signed by the BC Lions of the Canadian Football League in May 2007.
- Waived by the N.Y. Giants on June 22, 2005.
- Signed by the N.Y. Giants as an undrafted college free agent on May 6, 2005.

CAREER HONORS:

- Named one of the franchise's 50 greatest players on the Miami Dolphins 50th Season All-Time Team.
- 2017 Don Shula Leadership Award.
- 2016 Pro Bowl selection.
- 2016 2nd-team All-Pro edge rusher.
- 2016 Dolphins Ed Block Courage Award.
- 2016 Don Shula Leadership Award.
- No. 62 on the NFL Network Top 100 list in 2016.
- AFC Defensive Player of the Week (at Tennessee, 10/18/15).
- 2014 Pro Bowl selection.
- 2014 2nd-team All-Pro.
- No. 39 on the NFL Network Top 100 list in 2014.
- AFC Defensive Player of the Week (vs. New England, 9/7/14).
- 2013 Pro Bowl selection.
- No. 89 on the NFL Network Top 100 list in 2013.
- AFC Defensive Player of the Week (vs. Cincinnati, 10/31/13).
- 2012 Pro Bowl selection.
- 2012 1st-team All-Pro.
- AFC Defensive Player of the Month (October, 2012).
- 2010 Pro Bowl selection.
- 2010 1st-team All-Pro.
- No. 63 on the NFL Network Top 100 list in 2010.
- 2008 CFL Defensive Player of the Year.
- 2008 Norm Fieldgate Trophy (outstanding defensive player in the CFL's West Division).
- 2008 TSN CFL Friday Night Gladiator of the Year (effort, toughness and sacrifice).
- 2008 All-Western Division (CFL).
- 2007 CFL Defensive Player of the Year.
- 2007 CFL Rookie of the Year.
- 2007 Norm Fieldgate Trophy (outstanding defensive player in the CFL West Division).
- 2007 All-Western Division (CFL).

CAREER HIGHLIGHTS:

- Played in 139 games with 119 starts.
- 333 tackles (260 solo), 95 sacks, 1 interception, 14 passes defensed, 21 forced fumbles and 2 fumble recoveries.
- 12 special teams tackles (9 solo).
- His 95 sacks since 2009 lead the NFL in that span:

NFL SACK LEADERS FROM 2009-18

PLAYER	TEAM(S)	SACKS
1. CAMERON WAKE	MIAMI	95.0
2. Von Miller	Denver	92.5
3. Julius Peppers	Car./Chi./GB/Car.	86.0
4. DeMarcus Ware	Dallas/Denver	85.0
J.J. Watt	Houston	85.0

- His 95 sacks are 2nd all-time in Dolphins history:

DOLPHINS ALL-TIME SACK LEADERS

PLAYER	YEARS	SACKS
1. Jason Taylor	1997-2007; 2009; 2011	131.0
2. CAMERON WAKE	2009-18	95.0
3. Bill Stanfill	1969-76	69.5
4. Doug Betters	1978-87	65.5
5. Vern Den Herder	1971-82	65.0

- His 95 sacks are 2nd in NFL history among undrafted players since sacks were recognized as an official statistic in 1982 (does not include supplemental draft picks):

MOST SACKS BY UNDRAFTED PLAYERS IN NFL HISTORY

PLAYER	TEAM(S)	YEARS	SACKS
1. John Randle	Min./Sea.	1990-2003	137.5
2. CAMERON WAKE	MIA.	2009-18	95.0
3. James Harrison	Pit./NE	2004-17	84.5
4. Chris Clemons	Was./Oak./Phi./Sea./Jax.	2004-15	69.0
5. Adewale Ogunleye	Mia./Chi./Hou.	2001-10	67.0

- He joins DE Julius Peppers (Chicago/Green Bay/Carolina) as the only 2 NFL players who have recorded 7+ sacks in each of the past 8 seasons (2010-17).
- His 92 sacks from 2009-17 are the 2nd-most by a Dolphins player in their 1st 9 seasons with the team:

MOST SACKS IN 1ST 9 SEASONS WITH THE DOLPHINS

PLAYER	YEARS	SACKS
1. Jason Taylor	1997-2005	92.5
2. CAMERON WAKE	2009-17	92.0
3. Bill Stanfill	1969-76	69.5
4. Doug Betters	1978-86	65.5
5. Jeff Cross	1988-95	59.5

- Has 2 of the team's top 10 all-time single-season sack campaigns:

DOLPHINS ALL-TIME SINGLE-SEASON SACK LEADERS

PLAYER	YEAR	SACKS
1. Bill Stanfill	1973	18.5
Jason Taylor	2002	18.5
3. Joey Porter	2008	17.5
4. Trace Armstrong	2000	16.5
5. Doug Betters	1983	16.0
6. Adewale Ogunleye	2003	15.0
CAMERON WAKE	2012	15.0
8. Jason Taylor	2000	14.5
9. Doug Betters	1984	14.0
Bryan Cox	2002	14.0
CAMERON WAKE	2010	14.0

- Has 5 games of 3+ sacks in his career, which is 2nd in Dolphins history:

MOST GAMES WITH 3+ SACKS IN DOLPHINS HISTORY

PLAYER	YEARS	NO.
1. Jason Taylor	1997-2005	6
2. CAMERON WAKE	2009-17	5
3. Jeff Cross	1988-95	4
4. Adewale Ogunleye	2000-03	2
Doug Betters	1978-87	2

- Has 16 games of 2+ sacks in his career, which is 2nd in Dolphins history:

MOST GAMES WITH 2+ SACKS IN DOLPHINS HISTORY

PLAYER	YEARS	NO.
1. Jason Taylor	1997-2005	25
2. CAMERON WAKE	2009-17	16
3. Trace Armstrong	1995-2000	12
Jeff Cross	1988-95	12
5. Doug Betters	1978-87	8

- Has recorded at least 1 sack in 5 consecutive games on 3 separate occasions – in 2016, 2014 and 2012.
- Has recorded multiple sacks (1.5 or more) in 22 career games and the Dolphins are 13-9 in those contests.
- His 11.5 sacks in 2016 were 3rd in the AFC and 6th in the NFL that season:

2016 NFL SACK LEADERS

PLAYER	TEAM	SACKS
1. Vic Beasley Jr.	Atlanta	15.5
2. Von Miller	Denver	13.5
3. Lorenzo Alexander	Buffalo	12.5
Markus Golden	Arizona	12.5
Danielle Hunter	Minnesota	12.5
6. CAMERON WAKE	MIAMI	11.5
Cliff Avril	Seattle	11.5

- His 9 forced fumbles in 2015-16 led the NFL in that span:

2015-16 NFL FORCED FUMBLE LEADERS

PLAYER	TEAM(S)	FF
1. CAMERON WAKE	MIAMI	9
2. Vic Beasley Jr.	Atlanta	8
Chandler Jones	New England/Arizona	8

- His 15.0 sacks in 2012 were 3rd in the AFC and 4th in the NFL that season:

2012 NFL SACK LEADERS

PLAYER	TEAM	SACKS
1. J.J. Watt	Houston	20.5
2. Aldon Smith	San Francisco	19.5
3. Von Miller	Denver	18.5
4. CAMERON WAKE	MIAMI	15.0
5. Clay Matthews	Green Bay	13.0

- His 4.5 sacks at Arizona on Sept. 30, 2012 was the 4th-most sacks in a single game in team history:

MOST SACKS IN A GAME (DOLPHINS)

PLAYER	OPP., DATE	SACKS
1. Bill Stanfill	vs. Jets, 10/7/73	5.0
Vern Den Herder	vs. Buffalo, 10/21/73	5.0
Bill Stanfill	vs. Buffalo, 11/17/74	5.0
4. CAMERON WAKE	AT ARIZONA, 9/30/12	4.5
5. Six times		4.0

- His 14.0 sacks in 2010 were 2nd in the AFC and 3rd in the NFL that season:

2010 NFL SACK LEADERS

PLAYER	TEAM	SACKS
1. DeMarcus Ware	Dallas	15.5
2. Tamba Hali	Kansas City	14.5
3. CAMERON WAKE	MIAMI	14.0
4. Clay Matthews	Green Bay	13.5
5. John Abraham	Atlanta	13.0

2018 (MIAMI):

- Started 7 games.
- Inactive for 2 games.
- 21 tackles (11 solo) and 3 sacks.

VS. OAKLAND (9/23): 3 tackles (1 solo) and 1 sack.

- Sacked QB Derek Carr for a loss of 8 yards in the 2nd quarter.

AT HOUSTON (10/25): 6 tackles (5 solo).

VS. N.Y. JETS (11/4): 3 tackles (2 solo) and 2 sacks.

- Sacked QB Sam Darnold on 2nd-and-9 for a loss of 10 yards in the 2nd quarter.
- Sacked QB Sam Darnold again on 2nd-and-7 for a loss of 7 yards in the 4th quarter.

2017 (MIAMI):

- Started all 16 games.
- 36 tackles (26 solo) and 10.5 sacks.
- Reached double-digit sacks for the 5th time in his career.
- Was the 1st time in his career that he had double-digit sacks in consecutive seasons.
- Became the 12th player age 35+ to record at least 10 sacks since it became an official statistic in 1982.
- Was the 4th player age 35+ in the past 15 years to reach double-digit sacks, joining John Abraham, Julius Peppers and Terrell Suggs.
- Selected by teammates to serve as a season-long team captain.

VS. N.Y. JETS (10/22): 4 tackles (3 solo) and 2.5 sacks.

- Sacked QB Josh McCown for a loss of 10 yards in the 1st quarter.
- Split a sack with DT Ndamukong Suh on 3rd-and-10, forcing a punt.
- Sacked McCown again on 3rd-and-9 for a loss of 9 yards in the 4th quarter.

AT NEW ENGLAND (11/26): 3 solo tackles, 1 sack and 5 quarterback hits.

- Sacked QB Tom Brady for a loss of 6 yards on 3rd-and-4, forcing a 4th quarter punt.
- His 5 quarterback hits were tied for 3rd-most in a game in his career.

VS. BUFFALO (12/31): 2 tackles (1 solo) and 1.5 sacks.

- Sacked QB Tyrod Taylor on 3rd-and-10 for a loss of 5 yards, forcing a punt.
- Split a sack with DE Andre Branch in the 2nd quarter.

HONORS:

- Don Shula Leadership Award winner, voted on by his teammates.
- No. 74 on the NFL Network Top 100 list.

2016 (MIAMI):

- Played in 16 games with 11 starts.
- 29 tackles (22 solo), 11.5 sacks, 1 interception, 2 passes defended and 5 forced fumbles.
- 3rd in the AFC and tied for 6th in the NFL with 11.5 sacks.
- His 9 forced fumbles in 2015-16 led the NFL.
- Recorded at least 1 sack in 5 straight games from Oct. 23 to Nov. 27, tying the longest streak of consecutive games with at least 1 sack in his career (2012 and 2014).
- Selected by teammates to serve as a season-long team captain.

VS. BUFFALO (10/23): 2 tackles (1 solo) and 1.5 sacks.

- Sacked QB Tyrod Taylor for a loss of 5 yards on 3rd-and-12 in the 1st quarter.
- Split a sack with DE Andre Branch for a loss of 6 yards in the 4th quarter.

VS. N.Y. JETS (11/6): 4 solo tackles, 2 sacks and 2 forced fumbles.

- Recorded 2 strip-sacks on QB Ryan Fitzpatrick in the 1st half.
- It was the 15th time in his career he recorded 2+ sacks in a game.

AT N.Y. JETS (12/17): 2 solo tackles, 1 sack, 1 interception, 1 pass defended and 1 forced fumble.

- Strip-sacked QB Bryce Petty on 3rd-and-4 in the 1st quarter.
- Recorded his 1st career interception, returning it 12 yards in the 2nd quarter.
- Became the 1st Dolphins defensive lineman with a forced fumble and interception in the same game since 2006 (DE Jason Taylor).

POSTSEASON:

AFC WILD CARD AT PITTSBURGH (1/8): 6 tackles (3 solo).

PRO BOWL:

- Earned his 5th Pro Bowl selection and was chosen to start the game.

HONORS:

- 2nd-team All-Pro edge rusher.
- Dolphins Ed Block Courage Award winner, voted on by his teammates.
- Don Shula Leadership Award winner, voted on by his teammates.
- No. 62 on the NFL Network Top 100 list.

2015 (MIAMI):

- Started 7 games.
- Missed the rest of the season after being placed on injured reserve on Nov. 2.
- 9 tackles (7 solo), 7 sacks, 1 pass defended and 4 forced fumbles.

AT TENNESSEE (10/18): 4 solo tackles, 4 sacks and 2 forced fumbles.

- All 4 sacks came in the 1st half, which tied a mark for most sacks in a 1st half by an NFL player since 1991.
- His 4 sacks were tied for the 4th-most in a single-game in team history.
- Finished the game with 67 career sacks, moving him into 3rd place in team history.
- Became the 1st player not selected in the NFL or supplemental drafts to have multiple 4+ sack games in his career since the statistic became official in 1982.

VS. HOUSTON (10/25): 2 solo tackles, 2 sacks, 2 forced fumbles and 1 pass defended.

- Strip-sacked QB Brian Hoyer twice in the 2nd quarter.

AT NEW ENGLAND (10/29): 2 tackles (1 solo) and 1 sack.

- His 7 sacks in 3 games were the most in a 3-game span in team history.

HONORS:

- Named one the franchise's 50 greatest players on the Miami Dolphins 50th Season All-Time Team.
- AFC Defensive Player of the Week (at Tennessee, 10/18).

2014 (MIAMI):

- Started all 16 games.
- 38 tackles (32 solo), 11.5 sacks, 3 passes defended, 3 forced fumbles and 1 fumble recovery.

VS. NEW ENGLAND (9/7): 3 solo tackles, 2 sacks and 2 forced fumbles.

- Became the 1st Dolphins player to record at least 2 sacks and 2 forced fumbles in the same game since LB Charlie Anderson on Nov. 15, 2009.

AT DETROIT (11/9): 2 solo tackles and 2 sacks.

- Marked the 5th straight game he registered a sack.

VS. MINNESOTA (12/21): 5 tackles (4 solo) and 2 sacks.

- Became the 4th Dolphins player since sacks became an official statistic in 1982 to record 10+ sacks in at least 3 seasons with the team, joining DE Jason Taylor (6), DE Trace Armstrong (3) and DE Jeff Cross (3).

PRO BOWL:

- Earned his 4th Pro Bowl selection.

HONORS:

- 2nd-team All-Pro.
- No. 39 on the NFL Network Top 100 list.

- AFC Defensive Player of the Week (vs. New England, 9/7).

2013 (MIAMI):

- Started 15 games.
- Inactive 1 game.
- 37 tackles (29 solo), 8.5 sacks and 2 forced fumbles.
- 1 safety.

AT CLEVELAND (9/8): 4 tackles (2 solo) and 2.5 sacks.

- Sacked QB Brandon Weeden on a 2nd-and-10 in the 3rd quarter.
- Brought Weeden down again on a 4th-and-2 snap in the 4th quarter.

VS. CINCINNATI (10/31): 5 solo tackles, 3 sacks, 1 forced fumble, 1 fumble recovery; 1 safety.

- Strip-sacked QB Andy Dalton on a 3rd-and-4 in the 1st quarter, recovering the fumble himself.
- Sacked Dalton in the end zone in overtime, resulting in a safety that won the game.
- It marked the 3rd time in NFL history an overtime game ended on a safety.

AT PITTSBURGH (12/8): 3 solo tackles, 1 sack and 1 forced fumble.

- The sack and forced fumble came on the same play when he strip-sacked QB Ben Roethlisberger for a 2-yard loss.

PRO BOWL:

- Earned his 3rd Pro Bowl selection.

HONORS:

- No. 66 on the NFL Network Top 100 list.
- AFC Defensive Player of the Week (vs. Cincinnati, 10/31).

2012 (MIAMI):

- Started all 16 games.
- 53 tackles (38 solo), 15 sacks, 3 forced fumbles and 1 pass defended.
- His 15 sacks were 4th in the NFL that season and tied for 6th in Dolphins history.
- Moved to defensive end after playing linebacker for the 1st 3 seasons of his Dolphins career.

AT ARIZONA (9/30): 5 tackles (4 solo) and 4.5 sacks.

- His 4.5 sacks are the 4th-best single-game total in team history.
- Brought down QB Kevin Kolb 4 different times on 3rd downs, forcing a punt each time.

AT INDIANAPOLIS (11/4): 4 solo tackles, 1 sack and 1 forced fumble.

- Marked the 5th straight game he registered a sack.

AT SAN FRANCISCO (12/9): 6 solo tackles, 3 sacks and 1 forced fumble.

- It was his 3rd multi-sack of the season.
- All 3 sacks came in the 1st half.

PRO BOWL:

- Earned his 2nd Pro Bowl selection and his 1st at defensive end after he made the Pro Bowl following the 2010 season.
- Is 1 of just 3 Dolphins players to make the Pro Bowl at 2 different positions, joining DE/DT Randy Starks and C/G Mike Pouncey.
- Recorded a 6-yard sack of New Orleans QB Drew Brees in the 1st quarter.

HONORS:

- 1st-team All-Pro.
- No. 89 on the NFL Network Top 100 list.
- AFC Defensive Player of the Month (October).

2011 (MIAMI):

- Played in all 16 games with 14 starts.
- 42 tackles, 8.5 sacks and 2 passes defended.
- His 8.5 sacks were tied for 12th in the AFC.

VS. NEW ENGLAND (9/12): 3 solo tackles, 1 sack and 1 pass defended.

VS. DENVER (10/23): 4 solo tackles and 2 sacks.

- Sacked QB Tim Tebow twice for a total of 9 yards in losses.

AT BUFFALO (12/18): 7 tackles (6 solo), 1 sack and 1 pass defended.

PRO BOWL:

- Earned his 1st Pro Bowl selection as a starter at outside linebacker.

2010 (MIAMI):

- Started all 16 games.
- 57 tackles (48 solo), 14 sacks, 4 passes defended and 3 forced fumbles.
- His 14 sacks were 3rd in the NFL that season and tied for 9th in team history.

AT MINNESOTA (10/19): 4 tackles, 1 sack and 1 forced fumble.

- Sacked QB Brett Favre in the end zone and forced a fumble, which was recovered by LB Koa Misi for a touchdown.

AT GREEN BAY (10/17): 3 solo tackles and 3 sacks.

- Brought down QB Aaron Rodgers 3 times.
- It was the most sacks by a Dolphins player in a single game since Sept. 21, 2008 (LB Joey Porter).

AT N.Y. JETS (12/12): 5 solo tackles, 2 sacks and 1 forced fumble.

- Sacked QB Mark Sanchez twice on the final drive of the game, preserving the Dolphins victory.

HONORS:

- 1st-team All-Pro.
- No. 63 on the NFL Network Top 100 list.

2009 (MIAMI):

- Played in 14 games with 1 start.
- Inactive for 2 games.
- 11 tackles (10 solo), 5.5 sacks, 1 pass defended and 1 forced fumble.
- 12 special teams tackles (9 solo).

AT SAN DIEGO (9/27): 1 solo special teams tackle.

- Made his NFL debut.

VS. BUFFALO (10/4): 6 tackles (5 solo), 2.5 sacks and 1 forced fumble.

- His 2.5 sacks were 3rd-most in team history by a rookie or 1st-year player in a game.
- His 2.5 sacks were the 1st sacks of his career.

VS. PITTSBURGH (1/3): 1 solo special teams tackle.

- Made his 1st NFL start.

2008 (B.C. LIONS/CFL):

- 65 tackles, 23 sacks and 3 fumble recoveries.
- His 23 sacks led the CFL.

HONORS:

- CFL Defensive Player of the Year.
- Won the Norm Fieldgate Trophy (outstanding)

defensive player in the West Division).

- 1st defensive player to win the TSN Friday Night Gladiator of the Year (effort, toughness and sacrifice).
- All-Western Division.

2007 (B.C. LIONS/CFL):

- 72 tackles, 16 sacks.
- His 16 sacks led the NFL.
- 1 blocked field goal.

HONORS:

- CFL Defensive Player of the Year.
- CFL Rookie of the Year.
- Won the Norm Fieldgate Trophy (outstanding defensive player in the West Division).
- All-Western Division.

2006 (N.Y. GIANTS):

- Spent the offseason with the N.Y. Giants before being waived on June 22.

BEFORE THE NFL

COLLEGE (PENN STATE):

- 4-year letterman (2001-04).
- Played mainly linebacker but also appeared at defensive end.

CAREER: 191 tackles, 2 forced fumbles, 8.5 sacks; 7 blocked kicks.

HIGH SCHOOL (DeMATHA CATHOLIC HS – HYATTSVILLE, MD.)

- Played safety, running back and wide receiver.
- Also lettered in track and basketball.

SENIOR (1999):

- Washington Post Defensive Player of the Year.

OFF THE FIELD

COMMUNITY:

- Participated in numerous team events, such as purchasing toys and meals for the holidays, playing video games with kids with disabilities, shopping with local schoolchildren during the Kids and Fins Publix Shopping Spree and donating purchased tickets as part of the "All-Community Team."

PERSONAL:

- After he was released by the N.Y. Giants in 2006, entered the corporate world as a mortgage broker before resuming his professional football career in Canada with the B.C. Lions.
- Participated in the 3-day Stephen Ross externship in New York in July 2016.
- Participates annually in the Miami Dolphins Business Combine.
- **MAJOR:** Sociology.

CAMERON WAKE'S NFL REGULAR SEASON STATS

YEAR	TEAM	GP	GS	TACKLES					INTERCEPTIONS				FUMBLES		
				TOT	SOLO	ASST	SK	YDS	INT	YDS	LG	TD	PD	FF	FR
2009	MIAMI	14	1	11	10	1	5.5	28.5	0	0	0	0	1	1	0
2010	MIAMI	16	16	57	48	9	14.0	89.5	0	0	0	0	4	3	0
2011	MIAMI	16	14	42	37	5	8.5	47.5	0	0	0	0	2	0	0
2012	MIAMI	16	16	53	38	15	15.0	92.0	0	0	0	0	1	3	0
2013	MIAMI	15	15	37	29	8	8.5	56.0	0	0	0	0	0	2	1
2014	MIAMI	16	16	38	32	6	11.5	59.5	0	0	0	0	3	3	1
2015	MIAMI	7	7	9	7	2	7.0	39.0	0	0	0	0	1	4	0
2016	MIAMI	16	11	29	22	7	11.5	90.5	1	12	12	0	2	5	0
2017	MIAMI	16	16	36	26	10	10.5	72.0	0	0	0	0	0	0	0
2018	MIAMI	7	7	21	11	10	3.0	25.0	0	0	0	0	0	0	0
NFL TOTALS		139	119	333	260	73	95.0	599.5	1	12	12	0	14	21	2

CAMERON WAKE'S NFL PLAYOFF STATS

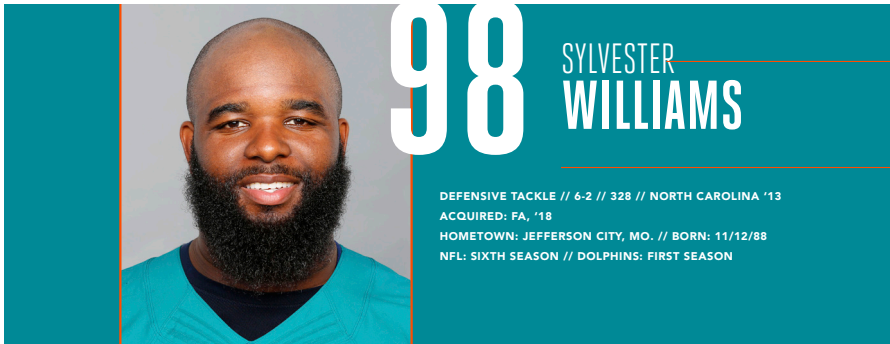
YEAR	TEAM	GP	GS	TACKLES					INTERCEPTIONS				FUMBLES		
				TOT	SOLO	ASST	SK	YDS	INT	YDS	LG	TD	PD	FF	FR
2016	MIAMI	1	1	6	3	3	0.0	0.0	0	0	0	0	0	0	0
PLAYOFF TOTALS		1	1	6	3	3	0.0	0.0	0	0	0	0	0	0	0

ADDITIONAL STATS

Special Teams Tackles: 12 in 2009.
Safeties: 1 in 2013.

SINGLE-GAME CAREER HIGHS

- Tackles:** 8 at Baltimore, 11/7/10
- Sacks:** 4.5 at Arizona, 9/30/12
- Interceptions:** 1 at N.Y. Jets, 12/17/16
- Passes Defensed:** 2 at Buffalo, 9/12/10
- Forced Fumbles:** 2 4 times, last: vs. N.Y. Jets, 11/6/16
- Fumble Recoveries:** 1 twice, last: at Chicago, 10/19/14



DEFENSIVE TACKLE // 6-2 // 328 // NORTH CAROLINA '13
ACQUIRED: FA, '18
HOMETOWN: JEFFERSON CITY, MO. // BORN: 11/12/88
NFL: SIXTH SEASON // DOLPHINS: FIRST SEASON

NFL CAREER

TRANSACTIONS:

- Signed by Miami on Oct. 31, 2018.
- Released by Detroit on Oct. 25, 2018.
- Signed by Detroit on March 21, 2018.
- Released by Tennessee on March 17, 2018.
- Signed by Tennessee as an unrestricted free agent from Denver on March 10, 2017.
- 1st-round pick (28th overall) by Denver in the 2013 NFL draft.

CAREER HIGHLIGHTS:

- Played in 82 career games with 63 starts.
- 120 tackles (83 solo), 6 sacks, 2 passes defended and 1 fumble recovery.

2018 (DETROIT/MIAMI):

- Played in 1 game for Miami.
- Signed by Miami on Oct. 31.
- Released by Detroit on Oct. 25.
- Played in 6 games with 4 starts for Detroit.
- 6 tackles (4 solo) for Detroit.

AT DALLAS (9/9): 3 tackles (2 solo).

VS. N.Y. JETS (11/4): Played, but did not record any stats.

2017 (TENNESSEE):

- Played in 15 games with 11 starts.
- Inactive for 1 game.
- 20 tackles (12 solo).

AT HOUSTON (10/1): 2 solo tackles.

VS. L.A. RAMS (12/24): 4 tackles (2 solo).

VS. JACKSONVILLE (12/31): 3 tackles (1 solo).

POSTSEASON:

AFC WILD CARD AT KANSAS CITY (1/6): 2 solo tackles and 1 sack.

AFC DIVISIONAL AT NEW ENGLAND (1/13): 5 tackles (4 solo).

2016 (DENVER):

- Started all 16 games.
- 29 tackles (20 solo), 1 sack and 1 pass defended.

AT TAMPA BAY (10/2): 2 solo tackles and 1 sack.

AT OAKLAND (11/6): 5 tackles (4 solo).

VS. KANSAS CITY (11/27): 1 solo tackle and 1 pass defended.

2015 (DENVER):

- Started 15 games.
- Inactive for 1 game.
- 25 tackles (18 solo) and 3 sacks.

AT DETROIT (9/27): 3 tackles (2 solo) and 1 sack.

VS. MINNESOTA (10/4): 4 tackles (3 solo) and 1 sack.

VS. SAN DIEGO (1/3): 3 solo tackles.

POSTSEASON:

AFC DIVISIONAL VS. PITTSBURGH (1/17): Started at nose tackle but did not record any stats.

AFC CHAMPIONSHIP VS. NEW ENGLAND (1/24): Started at nose tackle but did not record any stats.

SUPER BOWL 50 VS. CAROLINA (2/7): 2 tackles (1 solo) and 1 pass defended.

- Won his 1st Super Bowl.

2014 (DENVER):

- Played in all 16 games with 13 starts.
- 21 tackles (17 solo) and 1 pass defended.

AT SEATTLE (9/21): 4 tackles (2 solo).

VS. SAN FRANCISCO (10/19): 2 solo tackles and 1 pass defended.

AT ST. LOUIS (11/16): 3 solo tackles.

POSTSEASON:

AFC DIVISIONAL VS. INDIANAPOLIS (1/11): 1 solo tackle.

2013 (DENVER):

- Played in 13 games with 4 starts.
- Inactive for 3 games
- 19 tackles (12 solo), 2 sacks and 1 fumble recovery.

VS. BALTIMORE (9/5): 1 solo tackle.

- Made his NFL debut.

VS. TENNESSEE (12/8): Started at defensive tackle but did not record any stats.

- Made his 1st NFL start.

VS. SAN DIEGO (12/12): 5 tackles (3 solo) and 1 sack.

- Recorded his 1st NFL sack, taking down QB Philip Rivers.

POSTSEASON:

AFC DIVISIONAL VS. SAN DIEGO (1/12): 1 tackle.

AFC CHAMPIONSHIP VS. NEW ENGLAND (1/19): Started at defensive tackle but did not record any stats.

SUPER BOWL XLVIII VS. SEATTLE (2/2): 2 solo tackles.

BEFORE THE NFL

COLLEGE (NORTH CAROLINA):

- 2-year starter (2011-12).
- Transferred from Coffeyville (Kan.) Community College following his sophomore season (2010).

CAREER (AT NORTH CAROLINA): Started all 25 games; 96 tackles (44 solo), 8.5 sacks, 1 interception, 4 passes defensed and 1 forced fumble.

SENIOR (2012 AT NORTH CAROLINA): Started all 12 games; 42 tackles (21 solo) and 6 sacks.

- 1st-team All-American.
- 1st-team All-ACC.
- His 6 sacks tied for the most in the ACC among defensive tackles.

JUNIOR (2011 AT NORTH CAROLINA): Started all 13 games; 54 tackles (23 solo), 2.5 sacks, 1 interception, 4 passes defensed and 1 forced fumble.

SOPHOMORE (2010 AT COFFEYVILLE CC):

- Started all 11 games; 52 tackles, 2 sacks and 5 blocked kicks.
- All-conference.
- Honorable mention All-American

FRESHMAN (2009 AT COFFEYVILLE CC): Started 9 games.

- Earned a roster spot as a walk-on.

HIGH SCHOOL (JEFFERSON CITY HS – JEFFERSON CITY, MO.)

- Played 1 season of high school football.

OFF THE FIELD

PERSONAL:

- Worked at a manufacturing company after high school before enrolling in college to pursue football.
- **MAJOR:** Communications.

SYLVESTER WILLIAMS'S NFL REGULAR SEASON STATS

YEAR	TEAM	GP	GS	TACKLES					INTERCEPTIONS					FUMBLES		
				TOT	SOLO	ASST	SK	YDS	INT	YDS	LG	TD	PD	FF	FR	
2013	DENVER	13	4	19	12	7	2.0	8.0	0	0	0	0	0	0	0	1
2014	DENVER	16	13	21	17	4	0.0	0.0	0	0	0	0	1	0	0	0
2015	DENVER	15	15	25	18	7	3.0	10.0	0	0	0	0	0	0	0	0
2016	DENVER	16	16	29	20	9	1.0	7.0	0	0	0	0	1	0	0	0
2017	TENNESSEE	15	11	20	12	8	0.0	0.0	0	0	0	0	0	0	0	0
2018	DETROIT	6	4	6	4	2	0.0	0.0	0	0	0	0	0	0	0	0
	MIAMI	1	0	0	0	0	0.0	0.0	0	0	-	0	0	0	0	0
NFL TOTALS		82	63	120	83	37	6.0	25.0	0	0	0	0	2	0	1	

SYLVESTER WILLIAMS'S NFL PLAYOFF STATS

YEAR	TEAM	GP	GS	TACKLES					INTERCEPTIONS					FUMBLES		
				TOT	SOLO	ASST	SK	YDS	INT	YDS	LG	TD	PD	FF	FR	
2013	DENVER	3	3	3	2	1	0.0	0.0	0	0	0	0	0	0	0	0
2014	DENVER	1	0	1	1	0	0.0	0.0	0	0	0	0	0	0	0	0
2015	DENVER	3	3	2	1	1	0.0	0.0	0	0	0	0	1	0	0	0
2017	TENNESSEE	2	1	7	6	1	1.0	0.0	0	0	0	0	0	0	0	0
PLAYOFF TOTALS		9	7	13	10	3	1.0	0.0	0	0	0	0	1	0	0	

SINGLE-GAME CAREER HIGHS

- Tackles:** 5 4 times, last: at New England, 1/13/18**
- Sacks:** 1 7 times, last: at Kansas City, 1/6/18*
- Passes Defensed:** 1 3 times, last: vs. Kansas City, 11/27/16
- Fumble Recoveries:** 1 at Oakland, 12/29/13

*AFC Wildcard game
**AFC Divisional game



76

JONATHAN WOODARD

DEFENSIVE END // 6-6 // 271 // CENTRAL ARKANSAS '16
ACQUIRED: FA, '17
HOMETOWN: BRENTWOOD, TENN. // BORN: 9/19/93
NFL: FIRST SEASON // DOLPHINS: FIRST SEASON

NFL CAREER

TRANSACTIONS:

- Promoted from Miami's practice squad on Sept. 26, 2018.
- Signed to Miami's practice squad on Sept. 3, 2018.
- Waived by Miami on Sept. 1, 2018.
- Signed by Miami on Jan. 1, 2018.
- Signed to Miami's practice squad on Dec. 5, 2017.
- Released from Atlanta's practice squad on Oct. 24, 2017.
- Signed to Atlanta's practice squad on Oct. 11, 2017.
- Waived by Jacksonville on Sept. 2, 2017.
- 7th-round pick (226th overall) by Jacksonville in the 2016 NFL draft.

CAREER HIGHLIGHTS:

- Played in 4 career games.
- 9 tackles (7 solo) and 1 sack.

2018 (MIAMI):

- Played in 4 games.
- Inactive for 2 games.
- 9 tackles (7 solo) and 1 sack.
- Promoted from Miami's practice squad on Sept. 26, 2018.

AT NEW ENGLAND (9/30): 4 tackles (3 solo).

- Made NFL debut.

AT CINCINNATI (10/7): 1 solo tackle.

VS. CHICAGO (10/14): 3 solo tackles and 1 sack.

- Sacked QB Mitch Trubisky for a loss of 7 yards in the 2nd quarter.

2017 (MIAMI/ATLANTA/JACKSONVILLE):

- Spent parts of the season on Miami and Atlanta's practice squads.
- Was with Jacksonville for the offseason and training camp.

2016 (JACKSONVILLE):

- Missed the entire season after being placed on the physically unable to perform list on July 26.

BEFORE THE NFL

COLLEGE (CENTRAL ARKANSAS):

- 4-year letterman (2012-15) and 3-year starter.

CAREER: Played in all 47 games with 39 starts; 176 tackles (106 solo), 30.5 sacks, 1 interception, 3 passes defended, 5 forced fumbles and 5 fumble recoveries; 3 blocked kicks.

- Finished his career as the school's all-time leader in sacks (30.5) and tackles for loss (53.0).

- 4-team All-Southland Conference honoree.

SENIOR (2015): Started all 11 games; 34 tackles (15 solo), 5.5 sacks, 1 forced fumble and 1 fumble recovery; 1 blocked kick.

- 1st-team All-Southland Conference.
- Won the Dan Hampton Award (top collegiate defensive lineman in the state of Arkansas).

JUNIOR (2014): Started all 12 games; 56 tackles (30 solo), 10 sacks, 1 interception, 2 passes defended; 2 blocked kicks.

- Southland Conference Defensive Player of the Year.

- 1st-team All-Southland Conference.
- Finalist for the Buck Buchanan Award (nation's top FCS defensive player).

SOPHOMORE (2013): Started all 12 games; 50 tackles (34 solo), 8 sacks, 1 pass defended, 2 forced fumbles and 1 fumble recovery.

- 1st-team All-Southland Conference.

REDSHIRT FRESHMAN (2012): Played in all 12 games with 4 starts; 36 tackles (27 solo), 7 sacks, 2 forced fumbles and 3 fumble recoveries.

- Southland Conference Freshman of the Year.
- 1st-team All-Southland Conference.
- Redshirted in 2011.

HIGH SCHOOL (RAVENWOOD HS – BRENTWOOD, TENN.)

- Also lettered in track and field and competed in jumps and sprints.
- Totaled 73 tackles, 11 sacks and 7 pass breakups during his final 2 seasons.

OFF THE FIELD

PERSONAL:

- **MAJOR:** Health service administration.

JONATHAN WOODARD'S NFL REGULAR SEASON STATS

YEAR	TEAM	GP	GS	TACKLES					INTERCEPTIONS					FUMBLES		
				TOT	SOLO	ASST	SK	YDS	INT	YDS	LG	TD	PD	FF	FR	
2018	MIAMI	4	0	9	7	2	1.0	7.0	0	0	0	0	0	0	0	0
NFL TOTALS		4	0	9	7	2	1.0	7.0	0	0	0	0	0	0	0	0



79

SAM
YOUNG

TACKLE // 6-8 // 302 // NOTRE DAME '10
ACQUIRED: UFA, '16 (JAX.)
HOMETOWN: CORAL SPRINGS, FLA. // BORN: 6/24/87
NFL: NINTH SEASON // DOLPHINS: THIRD SEASON

NFL CAREER

TRANSACTIONS:

- Signed by Miami on Oct. 15, 2018.
- Released by Miami on Oct. 13, 2018.
- Signed by Miami on Sept. 4, 2018.
- Released by Miami on Sept. 2, 2018.
- Signed by Miami on Sept. 4, 2017.
- Released by Miami on Sept. 2, 2017.
- Signed by Miami on Oct. 11, 2016.
- Released by Miami on Sept. 3, 2016.
- Signed by Miami as an unrestricted free agent from Jacksonville on March 11, 2016.
- Awarded off waivers to Jacksonville on Oct. 8, 2013.
- Waived by Buffalo on Oct. 7, 2013.
- Awarded off waivers to Buffalo on Sept. 6, 2011.
- Waived by Dallas on Sept. 5, 2011.
- 6th-round pick (179th overall) by Dallas in the 2010 NFL draft.

CAREER HIGHLIGHTS:

- Played in 81 career games with 20 starts.

2018 (MIAMI):

- Played in 5 games.
- Inactive for 3 games.
- Signed by Miami on Oct. 15.
- Released by Miami on Oct. 13.

VS. OAKLAND (9/23): Played 2 offensive snaps.

AT NEW ENGLAND (9/30): Played 27 offensive snaps as an extra blocker.

AT CINCINNATI (10/7): Entered the game at left tackle for an injured T Laremy Tunsil in the 4th quarter.

2017 (MIAMI):

- Played in 10 games with 6 starts.
- Inactive for 6 games.

VS. DENVER (12/3): Started at right tackle.

- Blocked for RB Kenyan Drake, who rushed for 120 yards and 1 TD in the victory for his 1st career 100-yard rushing performance.

VS. NEW ENGLAND (12/11): Started at right tackle.

- Helped RB Kenyan Drake rush for 114 yards, his 2nd straight 100-yard rushing effort.

VS. BUFFALO (12/31): Started at right tackle.

- Served as a game captain.

2016 (MIAMI):

- Played in 8 games with 1 start.
- Inactive for 3 games.
- Signed by Miami on Oct. 11 after the team released him on Sept. 3.

VS. SAN FRANCISCO (11/27): Started at left tackle.

- Helped QB Ryan Tannehill complete 20-of-30 passes (66.7 pct.) for 285 yards and 3 TDs.

POSTSEASON:

AFC WILD CARD AT PITTSBURGH (1/8): Inactive.

2015 (JACKSONVILLE):

- Played in all 16 games with 3 starts.
- Started 2 games at left tackle and 1 at right tackle.
- Helped QB Blake Bortles complete 355-of-606 passes (58.6 pct.) for 4,428 yards and 35 TDs.

2014 (JACKSONVILLE):

- Played in 9 games with 6 starts at right tackle.
- Inactive for 7 games.

2013 (JACKSONVILLE/BUFFALO):

- Played in 11 games with Jacksonville.
- Awarded off waivers to Jacksonville on Oct. 8.
- Waived by Buffalo on Oct. 7.
- Played in 4 games with Buffalo.

2012 (BUFFALO):

- Played in 12 games with 4 starts at right tackle.
- Inactive for 4 games.

VS. ST. LOUIS (12/9): Started at right tackle.

- Made his 1st NFL start.

2011 (BUFFALO/DALLAS):

- Played in 4 games.
- Inactive for 12 games.
- Spent training camp and the offseason with Dallas.

2010 (DALLAS):

- Played in 2 games.
- Inactive for 14 games.

AT ARIZONA (12/25): Played but did not record any stats.

- Made his NFL debut.

BEFORE THE NFL

COLLEGE (NOTRE DAME):

- 4-year starter (2006-09).

CAREER: Started all 50 games – 40 at left tackle and 10 at right tackle.

SENIOR (2009): Started all 12 games.

JUNIOR (2008): Started all 13 games.

SOPHOMORE (2007): Started all 12 games.

- Opened the season at right tackle and moved to left tackle after 3 games.

TRUE FRESHMAN (2006): Started all 13 games.

- Became the 1st freshman to start the season opener at the school since freshmen regained their eligibility in 1972.
- 1st-team Freshman All-American.

HIGH SCHOOL (ST. THOMAS AQUINAS – FORT LAUDERDALE, FLA.)

- Also participated in track and field and won a state title in shot put, setting multiple school records.

SENIOR (2005):

- 1st-team All-American.
- Florida Gatorade Player of the Year.
- Did not allow a sack.

JUNIOR (2004):

- Did not allow a sack.

OFF THE FIELD

COMMUNITY:

- Participated in the 5k at the Dolphins Cancer Challenge in 2017.
- Participated in numerous team events, such as the holiday toy event, AARP Million Meal Pack and the Dolphins Cancer Challenge Celebrity Golf Tournament.
- Helped out at a field day for the Marjory Stoneman Douglas High School community following the Parkland tragedy.

PERSONAL:

- Participated in the 3-day Miami Dolphins Business Combine in New York in both 2016 and 2017.
- Participated in the 2017 Dolphins Business Combine at Hard Rock Stadium where he and teammates learned about the different behind-the-scenes jobs of an NFL team.
- Married to Lauren.
- **MAJOR:** Management-entrepreneurship.

SAM YOUNG'S NFL REGULAR SEASON STATS

GAMES/STARTS: (Dallas) 2010: 2/0, (Buffalo) 2011: 4/0, 2012: 12/4, (Buffalo/Jacksonville) 2013: 15/0, (Jacksonville) 2014: 9/6, 2015: 16/3, (Miami) 2016: 8/1, 2017: 10/6, 2018: 5/0 **NFL TOTALS: 81/20**



PRACTICE SQUAD



ISAAC ASIATA
#68 • Guard



JALEN DAVIS
#1 • Cornerback



ISAIAH FORD
#84 • Wide Receiver



CONNOR HILLAND
#61 • Center



MALCOLM LEWIS
#18 • Wide Receiver



JAMIYUS PITTMAN
#65 • Defensive Tackle



QUENTIN POLING
#51 • Linebacker



MAURICE SMITH
#26 • Safety



JEREMIAH VALOAGA
#72 • Defensive End



DeSHAWN WILLIAMS
#58 • Defensive Tackle

INJURED RESERVE



CHASE ALLEN
#59 • Linebacker



LUKE FALK
#4 • Quarterback



MarQUEIS GRAY
#48 • Tight end



WILLIAM HAYES
#95 • Defensive End



DANIEL KILGORE
#67 • Center



JOSH SITTON
#71 • Guard



CORDREA TANKERSLEY
#23 • Cornerback



VINCENT TAYLOR
#96 • Defensive Tackle



ALBERT WILSON
#15 • Wide Receiver



HISTORY & RECORDS



INDIVIDUAL RECORDS

The following individual records relate solely to service with the Miami Dolphins. They include National Football League regular-season statistics only – with the exception of those single-game records marked by “*” or “**.”

* Playoff game **Super Bowl

1966-77: 14 games 1983-86: 16 games 1978-81: 16 games 1987: 15 games 1982: 9 games 1988-2017: 16 games

SERVICE

MOST SEASONS

17	Dan Marino (1983-99)
15	Bob Kuechenberg (1970-84)
14	Bob Griese (1967-80)
14	Don Strock (1974-87)
13	Nat Moore (1974-86)
13	Jason Taylor (1997-2007, 2009, 2011)
13	John Denney (2005-18)
12	Larry Little (1969-80)
12	Ed Newman (1973-84)
12	Bruce Hardy (1978-89)
12	Jim Jensen (1981-92)
12	Zach Thomas (1996-2007)

MOST GAMES PLAYED

242	Dan Marino (1983-99)
217	John Denney (2005-18)
204	Jason Taylor (1997-2007, 2009, 2011)
196	Bob Kuechenberg (1970-84)
183	Nat Moore (1974-86)
168	Zach Thomas (1996-2007)
167	Ed Newman (1973-85)
166	Vern Den Herder (1971-82)
164	Jim Jensen (1981-92)
164	Richmond Webb (1990-00)
163	Don Strock (1974-87)
161	Bob Griese (1967-80)
159	Larry Little (1969-80)
157	Tim Bowens (1994-04)
156	Tim Ruddy (1994-03)
155	Olindo Mare (1997-2006)
151	Bruce Hardy (1978-89)

MOST CONSECUTIVE GAMES PLAYED

217	John Denney (1st in 2005 through present)
130	Jason Taylor (15th in 1999 through 16th in 2007)
128	Jim Langer (10th in 1970 through 9th in 1979)
128	Brandon Fields (1st in 2007 through 16th in 2014)
127	Garo Yepremian (2nd in 1970 through 16th in 1978)
125	Bob Baumhower (1st in 1977 through 14th in 1984)
118	Richmond Webb (3rd in 1991 through 8th in 1998)
116	Olindo Mare (1st in 1997 through 4th in 2004)
107	Dwight Stephenson (1st in 1980 through 2nd in 1987)
104	Jeff Cross (1st in 1988 through 8th in 1994)
104	Tim Bowens (1st in 1994 through 8th in 2000)
104	Vernon Carey (4th in 2004 through 12th in 2010)

MOST STARTS

240	Dan Marino (1983-99)
186	Jason Taylor (1997-2007, 2009, 2011)
176	Bob Kuechenberg (1970-84)
168	Zach Thomas (1996-2007)
162	Richmond Webb (1990-2000)
155	Tim Bowens (1994-04)
152	Bob Griese (1967-80)
152	Larry Little (1969-80)

144	Vern Den Herder (1971-82)
140	Tim Ruddy (1994-2003)

MOST CONSECUTIVE STARTS

130	Jason Taylor (15th in 1999 through 16th in 2007)
118	Richmond Webb (3rd in 1991 through 8th in 1998)
109	Jim Langer (1st in 1972 through 9th in 1979)
95	Dan Marino (6th in 1987 through 5th in 1993)
92	Tim Bowens (3rd in 1994 through 14th in 1999)
91	Norm Evans (3rd in 1969 through 9th in 1975)
87	Dick Anderson (12th in 1968 through 14th in 1974)
87	Vernon Carey (7th in 2005 through 12th in 2010)
86	Bob Baumhower (1st in 1977 through 8th in 1982)
84	Jake Scott (1st in 1970 through 14th in 1975)
81	Vern Den Herder (1st in 1972 through 11th in 1977)
81	Jeff Cross (16th in 1988 through 16th in 1993)
81	Keith Sims (11th in 1991 through 11th in 1996)
80	Randy McMichael (1st in 2002 through 16th in 2006)

MOST PRO BOWLS

9	Dan Marino (1983-87, 1991-92, 1994-95)
7	Richmond Webb (1990-96)
7	Zach Thomas (1999-2003, 2005-06)
6	Bob Griese (1970-71, 1973-74, 1977-78)
6	Jim Langer (1973-78)
6	Bob Kuechenberg (1974-75, 1977-78, 1982-83)
6	Jason Taylor (2000, 2002, 2004-07)
5	Larry Csonka (1970-74)
5	Paul Warfield (1970-74)
5	Jake Scott (1971-75)
5	Bob Baumhower (1979, 1981-84)
5	Dwight Stephenson (1983-87)
5	John Offerdahl (1986-90)
5	Mark Clayton (1984-86, 1988, 1991)
5	Cameron Wake (2010, 2012-14, 2016)

MOST CONSECUTIVE PRO BOWLS

7	Richmond Webb (1990-96)
6	Jim Langer (1973-78)
5	Larry Csonka (1970-74)
5	Paul Warfield (1970-74)
5	Jake Scott (1971-75)
5	Dan Marino (1983-87)
5	Dwight Stephenson (1983-87)
5	John Offerdahl (1986-90)
5	Zach Thomas (1999-2003)

MOST PRO BOWL STARTS

7	Dan Marino (1983-86, 1992, 1994-95)
5	Jim Langer (1973-77)
5	Jason Taylor (2000, 2002, 2004-06)
4	Dwight Stephenson (1983-86)
4	John Offerdahl (1986, 1988-90)
4	Richmond Webb (1992-95)
4	Cameron Wake (2010, 2012, 2014, 2016)
3	Larry Little (1972-74)
3	Jake Scott (1972-73, 1975)
3	Bob Baumhower (1979, 1981, 1983)



INDIVIDUAL RECORDS

- 3 Sam Madison (1999-2001)
- 3 Zach Thomas (1999, 2002, 2006)
- 3 Jake Long (2009-11)

MOST CONSECUTIVE PRO BOWL STARTS

- 5 Jim Langer (1973-77)
- 4 Dwight Stephenson (1983-86)
- 4 Dan Marino (1983-86)
- 4 Richmond Webb (1992-95)
- 3 Larry Little (1972-74)
- 3 John Offerdahl (1988-90)
- 3 Sam Madison (1999-2001)
- 3 Jason Taylor (2004-06)
- 3 Jake Long (2009-11)

SCORING

MOST POINTS

CAREER

- 1,048 Olindo Mare (1997-06), 313 XPs, 245 FGs
- 830 Garo Yepremian (1970-78), 335 XPs, 165 FGs
- 774 Pete Stoyanovich (1989-95), 246 XPs, 176 FGs
- 540 Uwe von Schamann (1979-84), 237 XPs, 101 FGs
- 535 Dan Carpenter (2008-12), 154 XPs, 127 FGs

SEASON

- 144 Olindo Mare (1999), 27 XPs, 39 FGs
- 128 Caleb Sturgis (2014), 41 XPs, 29 FGs
- 124 Pete Stoyanovich (1992), 34 XPs, 30 FGs
- 121 Pete Stoyanovich (1991), 28 XPs, 31 FGs
- 118 Pete Stoyanovich (1995), 37 XPs, 27 FGs

GAME

- 24 Paul Warfield (12/15/73 vs. Detroit), 4 TDs
- 24 Mark Ingram (11/27/94 at N.Y. Jets), 4 TDs
- 24 Ronnie Brown (9/21/08 at New England), 4 TDs

MOST POINTS BY A ROOKIE

SEASON

- 116 Fuad Reveiz (1985), 50 XPs, 22 FGs
- 111 Caleb Sturgis (2013), 33 XPs, 26 FGs
- 103 Dan Carpenter (2008), 40 XPs, 21 FGs

MOST CONSECUTIVE GAMES SCORING POINTS

- 121 Garo Yepremian (8th in 1970 through 16th in 1978)

MOST TOUCHDOWNS

CAREER

- 82 Mark Clayton (1983-92), 81 pass, 1 ret.
- 75 Nat Moore (1974-86), 74 pass, 1 run
- 59 Mark Duper (1982-92), 59 pass
- 57 Larry Csonka (1968-74, 1979), 53 run, 4 pass
- 54 Ricky Williams (2002-03, 2005, 2007-10), 48 run, 6 pass

SEASON

- 18 Mark Clayton (1984), 18 pass
- 17 Ricky Williams (2002), 16 run, 1 pass
- 17 Karim Abdul-Jabbar (1997), 15 run, 1 pass
- 16 Lamar Smith (2000), 14 run, 2 pass
- 14 Mark Clayton (1988), 14 pass

GAME

- 4 Paul Warfield (12/15/73 vs. Detroit), 4 pass
- 4 Mark Ingram (11/27/94 at N.Y. Jets), 4 pass
- 4 Ronnie Brown (9/21/08 at New England), 4 run

MOST TOUCHDOWNS BY A ROOKIE

SEASON

- 13 Ron Davenport (1985), 11 run, 2 pass
- 11 Karim Abdul-Jabbar (1996), 11 run
- 8 Andra Franklin (1981), 7 run, 1 pass
- 7 Larry Csonka (1968), 6 run, 1 pass
- 7 Troy Stradford (1987), 6 run, 1 pass
- 7 Chris Chambers (2001), 7 pass

GAME

- 3 Ronald Scott (10/11/87 vs. Kansas City), 3 run
- 3 Troy Stradford (12/7/87 vs. N.Y. Jets), 3 run
- 3 Sammie Smith (12/10/89 vs. New England), 3 run

MOST CONSECUTIVE GAMES SCORING A TOUCHDOWN

- 6 Paul Warfield (4th through 9th in 1971)
- 6 Mark Clayton (13th through 16th in 1988 and 2nd through 3rd in 1989)
- 6 Ricky Williams (16th in 2002 and 1st through 5th in 2003)

MOST FIELD GOALS

CAREER

- 245 Olindo Mare (1997-06), 303 att.
- 176 Pete Stoyanovich (1989-95), 222 att.
- 165 Garo Yepremian (1970-78), 242 att.
- 127 Dan Carpenter (2008-12), 155 att.
- 101 Uwe von Schamann (1979-84), 149 att.

SEASON

- 39 Olindo Mare (1999), 46 att.
- 31 Pete Stoyanovich (1991), 37 att.
- 30 Pete Stoyanovich (1992), 37 att.
- 30 Dan Carpenter (2010), 41 att.
- 29 Dan Carpenter (2011), 34 att.
- 29 Caleb Sturgis (2014), 37 att.

GAME

- 6 Olindo Mare (10/17/99 at New England), 6 att.
- 5 Garo Yepremian (9/26/71 at Buffalo), 6 att.
- 5 Olindo Mare (12/31/06 at Indianapolis), 5 att.
- 5 Dan Carpenter (10/24/10 vs. Pittsburgh), 5 att.
- 5 Dan Carpenter (10/31/10 at Cincinnati), 5 att.
- 4 24 times (last – Cody Parkey, 9/17/17 at L.A. Chargers, 4 att.)

MOST FIELD GOALS BY A ROOKIE

SEASON

- 26 Caleb Sturgis (2013), 34 att.
- 22 Fuad Reveiz (1985), 27 att.
- 21 Uwe von Schamann (1979), 29 att.
- 21 Dan Carpenter (2008), 25 att.

GAME

- 4 Dan Carpenter (11/2/08 at Denver), 4 att.
- 3 16 times (last – Jason Sanders, 10/25/18 at Houston)



INDIVIDUAL RECORDS

MOST CONSECUTIVE GAMES SCORING A FIELD GOAL

20	Garó Yepremian (10th in 1970 through 1st in 1972)
20	Olindo Mare (7th in 1998 through 10th in 1999)

MOST CONSECUTIVE FIELD GOALS

19	Olindo Mare (3rd through 7th in 1999)
17	Dan Carpenter (2nd through 12th in 2009)
16	Garó Yepremian (8th through 16th in 1978)
16	Olindo Mare (7th through 16th in 2000)

HIGHEST FIELD GOAL PERCENTAGE

CAREER (min: 50 att.)

81.9	Dan Carpenter (2008-12), 127 of 155
80.1	Olindo Mare (1997-06), 245 of 303
79.3	Pete Stoyanovich (1989-95), 176 of 222
77.5	Caleb Sturgis (2013-14), 55 of 71
73.6	Fuad Reveiz (1985-88), 53 of 72

SEASON (min: 15 att.)

91.3	Jay Feely (2007), 21 of 23
91.3	Cody Parkey (2017), 21 of 23
90.5	Olindo Mare (2001), 19 of 21
90.3	Olindo Mare (2000), 28 of 31
89.3	Dan Carpenter (2009), 25 of 28

LONGEST FIELD GOALS

60	Dan Carpenter (12/5/10 vs. Cleveland)
59	Pete Stoyanovich (11/12/89 at N.Y. Jets)
*58	Pete Stoyanovich (1/5/91 vs. Kansas City)
58	Dan Carpenter (1/1/12 vs. N.Y. Jets)
55	Andrew Franks (12/24/16 at Buffalo)

LONGEST FIELD GOALS BY A ROOKIE

59	Pete Stoyanovich (11/12/89 at N.Y. Jets)
54	Caleb Sturgis (9/15/13 at Indianapolis)
53	Uwe von Schamann (10/21/79 at New England)
53	Andrew Franks (10/25/15 vs. Houston)
52	Caleb Sturgis (10/27/13 at New England)

MOST POINTS AFTER TOUCHDOWN

CAREER

335	Garó Yepremian (1970-78), 351 att.
313	Olindo Mare (1997-06), 318 att.
246	Pete Stoyanovich (1989-95), 250 att.

SEASON

66	Uwe von Schamann (1984), 70 att.
52	Fuad Reveiz (1986), 55 att.
50	Fuad Reveiz (1985), 52 att.

GAME

7	Garó Yepremian (11/12/72 vs. New England), 7 att.
7	Garó Yepremian (11/24/77 at St. Louis), 8 att.
7	Pete Stoyanovich (9/3/95 vs. N.Y. Jets), 7 att.
7	Olindo Mare (9/8/02 vs. Detroit), 7 att.

MOST POINTS AFTER TOUCHDOWN BY A ROOKIE

SEASON

50	Fuad Reveiz (1985), 52 att.
40	Dan Carpenter (2008), 40 att.
38	Pete Stoyanovich (1989), 39 att.

MOST CONSECUTIVE POINTS AFTER TOUCHDOWN

110	Garó Yepremian (7th in 1972 to 2nd in 1975)
110	Pete Stoyanovich (16th in 1992 to 16th in 1995)

HIGHEST POINT AFTER TOUCHDOWN PCT.

CAREER (min: 150 att.)

99.4	Dan Carpenter (2008-12), 154 of 155
98.43	Olindo Mare (1997-06), 313 of 318
98.40	Pete Stoyanovich (1989-95), 246 of 250
95.3	Fuad Reveiz (1985-88), 161 of 169
95.2	Garó Yepremian (1970-78), 335 of 352

MOST TWO-POINT CONVERSIONS

CAREER

2	Irving Fryar (1993-95), 2 pass
2	Marty Booker (2004-07), 2 pass
2	Jarvis Landry (2014-16), 2 pass

SEASON

2	Irving Fryar (1994), 2 pass
2	Marty Booker (2006), 2 pass

RUSHING

MOST RUSHING YARDS

CAREER

6,737	Larry Csonka (1968-74, 1979), 1,506 att.
6,436	Ricky Williams (2002-03, 2005, 2007-10), 1,509 att.
4,815	Ronnie Brown (2005-10), 1,128 att.
3,877	Mercury Morris (1969-75), 754 att.
3,644	Jim Kiick (1968-74), 997 att.

SEASON

1,853	Ricky Williams (2002), 4.8 per carry
1,372	Ricky Williams (2003), 3.5 per carry
1,272	Jay Ajayi (2016), 4.9 per carry
1,258	Delvin Williams (1978), 4.6 per carry
1,139	Lamar Smith (2000), 3.7 per carry
1,121	Ricky Williams (2009), 4.7 per carry
1,117	Larry Csonka (1972), 5.2 per carry
1,116	Karim Abdul-Jabbar (1996), 3.6 per carry
1,099	Lamar Miller (2014), 5.1 per carry
1,086	Reggie Bush (2011), 5.0 per carry
1,051	Larry Csonka (1971), 5.4 per carry
1,008	Ronnie Brown (2006), 4.2 per carry
1,003	Larry Csonka (1973), 4.6 per carry
1,000	Mercury Morris (1972), 5.3 per carry

GAME

228	Ricky Williams (12/1/02 at Buffalo), 27 att.
216	Ricky Williams (12/9/02 vs. Chicago), 31 att.
214	Jay Ajayi (10/23/16 vs. Buffalo), 28 att.
*209	Lamar Smith (12/30/00 vs. Indianapolis), 40 att.
206	Jay Ajayi (12/24/16 at Buffalo), 32 att.
204	Jay Ajayi (10/16/16 vs. Pittsburgh), 25 att.
203	Reggie Bush (12/18/11 at Buffalo), 25 att.



INDIVIDUAL RECORDS

MOST RUSHING YARDS BY A ROOKIE

SEASON

1,116	Karim Abdul-Jabbar (1996), 3.6 per carry
907	Ronnie Brown (2005), 4.4 per carry
711	Andra Franklin (1981), 3.5 per carry
659	Sammie Smith (1989), 3.3 per carry
621	Jim Kiick (1968), 3.8 per carry

GAME

169	Troy Stradford (11/22/87 at Dallas), 17 att.
152	Karim Abdul-Jabbar (12/22/96 at N.Y. Jets), 30 att.
140	Leroy Harris (12/5/77 vs. Baltimore), 17 att.
132	Ronnie Brown (9/25/05 vs. Carolina), 23 att.
124	Karim Abdul-Jabbar (9/15/96 vs. N.Y. Jets), 23 att.

MOST RUSHING ATTEMPTS

CAREER

1,509	Ricky Williams (2002-03, 2005, 2007-10)
1,506	Larry Csonka (1968-74, 1979)
1,128	Ronnie Brown (2005-10)
997	Jim Kiick (1968-74)
888	Karim Abdul-Jabbar (1996-99)

SEASON

392	Ricky Williams (2003)
383	Ricky Williams (2002)
313	Lamar Smith (2001)
309	Lamar Smith (2000)
307	Karim Abdul-Jabbar (1996)

GAME

42	Ricky Williams (9/21/03 vs. Buffalo), 153 yards
*40	Lamar Smith (12/30/00 vs. Indianapolis), 209 yards
36	Ricky Williams (10/6/02 vs. New England), 105 yards
36	Ricky Williams (11/16/03 vs. Baltimore), 105 yards
34	Ricky Williams (9/14/03 at N.Y. Jets), 125 yards
**33	Larry Csonka (1/13/74 vs. Minnesota), 145 yards
33	Karim Abdul-Jabbar (9/20/98 vs. Pittsburgh), 108 yards

MOST RUSHING ATTEMPTS BY A ROOKIE

SEASON

307	Karim Abdul-Jabbar (1996)
207	Ronnie Brown (2005)
201	Andra Franklin (1981)
200	Sammie Smith (1989)
165	Jim Kiick (1968)
165	Daniel Thomas (2011)

GAME

31	J.J. Johnson (11/21/99 vs. New England), 106 yards
30	Troy Stradford (12/7/87 vs. N.Y. Jets), 120 yards
30	Karim Abdul-Jabbar (12/22/96 at N.Y. Jets), 152 yards
29	Karim Abdul-Jabbar (11/3/96 at New England), 104 yards
27	Karim Abdul-Jabbar (12/16/96 vs. Buffalo), 76 yards

MOST RUSHING TOUCHDOWNS

CAREER

53	Larry Csonka (1968-74, 1979)
48	Ricky Williams (2002-03, 2005, 2007-10)
36	Ronnie Brown (2005-10)
33	Karim Abdul-Jabbar (1996-99)
29	Mercury Morris (1969-75)

SEASON

16	Ricky Williams (2002)
15	Karim Abdul-Jabbar (1997)
14	Lamar Smith (2000)
12	Mercury Morris (1972)
12	Don Nottingham (1975)
12	Larry Csonka (1979)

GAME

4	Ronnie Brown (9/21/08 at New England), 2,15,5,6,2
3	Jim Kiick (12/20/70 vs. Buffalo), 4,2,2
3	Mercury Morris (11/12/72 vs. New England), 4,4,6
3	Mercury Morris (9/30/73 vs. New England), 24,70,35
*3	Larry Csonka (12/30/73 vs. Oakland), 11,2,2
3	Don Nottingham (11/3/74 vs. Atlanta), 1,2,1
3	Don Nottingham (10/5/75 at Green Bay), 11,1,11
3	Don Nottingham (10/26/75 at Buffalo), 1,1,1
3	Larry Csonka (9/23/79 vs. Chicago), 12,9,1
3	Larry Csonka (11/29/79 vs. New England), 1,1,1
3	Ronald Scott (10/11/87 vs. Kansas City), 2,4,3
3	Troy Stradford (12/7/87 vs. N.Y. Jets), 1,1,1
3	Sammie Smith (12/10/89 vs. New England), 1,7,2
3	Bernie Parmalee (12/25/94 vs. Detroit), 1,1,6
3	Karim Abdul-Jabbar (10/19/97 at Baltimore), 5,5,6
3	Karim Abdul-Jabbar (11/23/97 at New England), 1,1,1
3	Ricky Williams (10/25/09 vs. New Orleans), 4,6,8,4

MOST RUSHING TOUCHDOWNS BY A ROOKIE

SEASON

11	Ron Davenport (1985)
11	Karim Abdul-Jabbar (1996)
7	Andra Franklin (1981)
6	Larry Csonka (1968)
6	Troy Stradford (1987)
6	Sammie Smith (1989)

GAME

3	Ronald Scott (10/11/87 vs. Kansas City)
3	Troy Stradford (12/7/87 vs. N.Y. Jets)
3	Sammie Smith (12/10/89 vs. New England)

MOST CONSECUTIVE GAMES WITH A RUSHING TD

5	Mercury Morris (6th through 10th in 1972)
5	Don Nottingham (2nd through 6th in 1975)
5	Pete Johnson (8th through 12th in 1984)
5	Karim Abdul-Jabbar (10th through 14th in 1997)

HIGHEST RUSHING AVERAGE

CAREER (min: 300 att.)

5.1	Mercury Morris (1969-75), 754 att.
4.8	Tony Nathan (1979-87), 732 att.
4.7	Reggie Bush (2011-12), 443 att.
4.6	Lamar Miller (2012-15), 638 att.
4.5	Larry Csonka (1968-74, 1979), 1,506 att.

SEASON (min: 100 att.)

6.4	Mercury Morris (1973), 149/954 yards
5.4	Larry Csonka (1971), 195/1,051 yards
5.3	Mercury Morris (1972), 190/1,000 yards
5.3	Tony Nathan (1981), 147/782 yards
5.2	Larry Csonka (1972), 213/1,117 yards



INDIVIDUAL RECORDS

GAME (min: 10 att.)

13.1	Mercury Morris (9/30/73 vs. New England) 15/197
12.6	Abner Haynes (9/17/67 vs. Denver), 12/151
12.6	Delvin Williams (11/9/80 at Los Angeles), 12/151

MOST 100-YARD RUSHING GAMES

CAREER

24	Ricky Williams (2002-03, 2005, 2007-10)
15	Larry Csonka (1968-74, 1979)
15	Ronnie Brown (2005-10)
10	Mercury Morris (1969-75)
9	Karim Abdul-Jabbar (1996-99)

SEASON

10	Ricky Williams (2002)
7	Ricky Williams (2003)
5	Delvin Williams (1978)
5	Reggie Bush (2011)
4	Larry Csonka (1972)
4	Karim Abdul-Jabbar (1996)
4	Lamar Smith (2000)
4	Ronnie Brown (2006)
4	Ronnie Brown (2007)
4	Ricky Williams (2009)
4	Jay Ajayi (2016)

MOST 100-YARD RUSHING GAMES BY A ROOKIE

4	Karim Abdul-Jabbar (1996)
3	Benny Malone (1974)
3	Troy Stradford (1987)
2	Jim Kiick (1968)
2	Leroy Harris (1977)
2	Ronnie Brown (2005)

MOST CONSECUTIVE 100-YARD RUSHING GAMES

5	Ricky Williams (10th through 14th in 2002)
4	Ronnie Brown (3rd through 6th in 2007)
4	Reggie Bush (12th through 15th in 2011)
3	Ricky Williams (1st through 3rd in 2002)
3	Ricky Williams (10th through 12th in 2003)
3	Ricky Williams (9th through 11th in 2009)
3	Jay Ajayi (6th through 8th in 2016)
2	Larry Csonka (11th through 12th in 1970)
2	Benny Malone (7th through 8th in 1974)
2	Don Nottingham (2nd through 3rd in 1975)
2	Mercury Morris (5th through 6th in 1975)
2	Benny Malone (7th through 8th in 1976)
2	Benny Malone (4th through 5th in 1977)
2	Andra Franklin (5th through 6th in 1982)
2	Mark Higgs (1st through 2nd in 1991)
2	Bernie Parmalee (7th through 8th in 1994)
2	Ricky Williams (2nd through 3rd in 2003)
2	Ricky Williams (14th through 15th in 2003)
2	Ricky Williams (15th through 16th in 2005)
2	Ronnie Brown (15th through 16th in 2006)
2	Ronnie Brown (3rd through 4th in 2008)
2	Lamar Miller (5th through 6th in 2015)
2	Kenyan Drake (12th through 13th in 2017)

LONGEST RUNS FROM SCRIMMAGE

97t	Lamar Miller (12/28/14 vs. N.Y. Jets)
85t	Lamar Miller (10/25/15 vs. Houston)
77t	Leroy Harris (12/5/77 vs. Baltimore)
77t	Keith Byars (11/25/93 at Dallas)

76t	Reggie Bush (12/18/11 at Buffalo)
71t	Jerris McPhail (10/27/97 vs. Chicago)
70t	Mercury Morris (9/30/73 vs. New England)
70	Mercury Morris (10/15/73 at Cleveland)
69	Damien Williams (11/19/17 vs. Tampa Bay)
68t	Lamar Smith (10/23/00 at N.Y. Jets)
68t	James McKnight (10/5/03 at N.Y. Giants)
68t	Ricky Williams (10/25/09 vs. New Orleans)
66t	Benny Malone (10/9/77 at Baltimore)
66t	Kenyan Drake (11/13/17 at Carolina)
65t	Abner Haynes (9/17/67 vs. Denver)
65t	Gary Davis (9/17/78 vs. Buffalo)
65t	Ronnie Brown (10/21/05 vs. Kansas City)
65	Delvin Williams (11/9/80 at Los Angeles)
65t	Reggie Bush (9/16/12 vs. Oakland)
64	Ron Davenport (12/18/88 at Pittsburgh)
63	Norm Bulcich (9/10/78 at Baltimore)
63t	Ricky Williams (12/9/02 vs. Chicago)
62t	Ronnie Brown (9/21/08 at New England)
62t	Jay Ajayi (10/16/16 vs. Pittsburgh)
61	Chris Chambers (9/11/05 vs. Denver)
60t	Gary Davis (12/17/77 vs. Buffalo)
60	Ronnie Brown (9/30/07 vs. Oakland)

PASSING

MOST PASSING YARDS

CAREER

61,361	Dan Marino (1983-99)
25,092	Bob Griese (1967-80)
19,427	Ryan Tannehill (2012-18)
11,040	Jay Fiedler (2000-04)
7,114	Chad Henne (2008-11)

SEASON

5,084	Dan Marino (1984)
4,746	Dan Marino (1986)
4,453	Dan Marino (1994)
4,434	Dan Marino (1988)
4,208	Ryan Tannehill (2015)

GAME

521	Dan Marino (10/23/88 vs. N.Y. Jets), 35 of 60
473	Dan Marino (9/4/94 vs. New England), 23 of 42
470	Dan Marino (12/2/84 vs. LA. Raiders), 35 of 57
450	Dan Marino (10/1/95 at Cincinnati), 33 of 48
448	Dan Marino (9/21/86 at N.Y. Jets), 30 of 50

MOST PASSING YARDS BY A ROOKIE

SEASON

3,294	Ryan Tannehill (2012)
2,210	Dan Marino (1983)
2,005	Bob Griese (1967)

GAME

431	Ryan Tannehill (9/30/12 at Arizona), 26 of 41
322	Dan Marino (10/9/83 vs. Buffalo), 19 of 29
307	John Stofa (12/18/66 vs. Houston), 22 of 38

MOST PASS ATTEMPTS

CAREER

8,358	Dan Marino (1983-99)
3,429	Bob Griese (1967-80)
2,766	Ryan Tannehill (2012-18)



INDIVIDUAL RECORDS

1,603	Jay Fiedler (2000-04)
1,065	Chad Henne (2008-11)

SEASON

623	Dan Marino (1986), 378 completions
615	Dan Marino (1994), 385 completions
606	Dan Marino (1988), 354 completions
590	Ryan Tannehill (2014), 392 completions
588	Ryan Tannehill (2013), 355 completions

GAME

*64	Dan Marino (12/30/95 at Buffalo), 33 completions
62	Joey Harrington (10/22/06 vs. Green Bay), 33 completions
60	Dan Marino (10/23/88 vs. N.Y. Jets), 35 completions
60	Dan Marino (11/23/97 at New England), 38 completions
58	Ryan Tannehill (11/29/15 at N.Y. Jets), 33 completions

MOST PASS ATTEMPTS BY A ROOKIE

SEASON

484	Ryan Tannehill (2012), 282 completions
331	Bob Griese (1967), 166 completions
327	David Woodley (1980), 176 completions

GAME

42	David Woodley (10/27/80 at N.Y. Jets), 22 completions
41	Bob Griese (12/23/67 vs. Houston), 16 completions
41	David Woodley (12/20/80 vs. N.Y. Jets), 20 completions
41	Ryan Tannehill (9/30/12 at Arizona), 26 completions

MOST PASS COMPLETIONS

CAREER

4,967	Dan Marino (1983-99)
1,926	Bob Griese (1967-80)
1,738	Ryan Tannehill (2012-18)
936	Jay Fiedler (2000-04)
646	Chad Henne (2008-11)

SEASON

392	Ryan Tannehill (2014), 590 att.
385	Dan Marino (1994), 615 att.
378	Dan Marino (1986), 623 att.
363	Ryan Tannehill (2015), 586 att.
362	Dan Marino (1984), 564 att.

GAME

39	Dan Marino (11/16/86 at Buffalo), 54 att.
38	Dan Marino (11/23/97 at New England), 60 att.
35	Dan Marino (12/2/84 vs. L.A. Raiders), 57 att.
35	Dan Marino (10/23/88 vs. N.Y. Jets), 60 att.
35	Dan Marino (12/3/95 vs. Atlanta), 50 att.
35	Chad Henne (12/27/09 vs. Houston), 55 att.
35	Ryan Tannehill (12/21/14 vs. Minnesota), 47 att.

MOST PASS COMPLETIONS BY A ROOKIE

SEASON

282	Ryan Tannehill (2012), 484 att.
176	David Woodley (1980), 327 att.
173	Dan Marino (1983), 296 att.

GAME

26	Ryan Tannehill (9/30/12 at Arizona), 41 att.
25	Dan Marino (10/30/83 vs. L.A. Rams), 38 att.
23	John Beck (12/2/07 vs. N.Y. Jets), 39 att.
23	Ryan Tannehill (11/11/12 vs. Tennessee), 39 att.

MOST CONSECUTIVE PASS COMPLETIONS

25	Ryan Tannehill (10/18/15 at Tennessee through 10/25/15 vs. Houston)
19	Jay Cutler (10/22/17 vs. N.Y. Jets through 11/5/17 vs. Oakland)
17	Chad Pennington (12/7/08 at Buffalo through 12/14/08 vs. San Francisco)
17	Chad Henne (12/13/09 at Jacksonville)
15	Dan Marino (11/8/92 at Indianapolis through 11/16/92 vs. Buffalo)
15	Ryan Tannehill (10/12/14 vs. Green Bay through 10/19/14 at Chicago)

MOST TOUCHDOWN PASSES

CAREER

420	Dan Marino (1983-99)
192	Bob Griese (1967-80)
114	Ryan Tannehill (2012-18)
66	Jay Fiedler (2000-04)
39	Don Strock (1974-87)

SEASON

48	Dan Marino (1984) of 362 completions
44	Dan Marino (1986) of 378 completions
30	Dan Marino (1985) of 336 completions
30	Dan Marino (1994) of 385 completions
28	Dan Marino (1988) of 354 completions

GAME

6	Bob Griese (11/24/77 at St. Louis)
6	Dan Marino (9/21/86 at N.Y. Jets)
5	Dan Marino (9/2/84 at Washington)
5	Dan Marino (12/8/85 at Green Bay)
5	Dan Marino (12/14/86 at L.A. Rams)
5	Dan Marino (11/27/88 at N.Y. Jets)
5	Dan Marino (9/4/94 vs. New England)
4	22 times (last – Matt Moore, 12/17/16 at N.Y. Jets)

MOST TOUCHDOWN PASSES BY A ROOKIE

SEASON

20	Dan Marino (1983) of 173 completions
15	Bob Griese (1967) of 166 completions
14	David Woodley (1980) of 176 completions

GAME

4	John Stofa (12/18/66 vs. Houston)
3	Bob Griese (12/17/67 vs. New England)
3	David Woodley (11/9/80 at L.A. Rams)
3	David Woodley (12/14/80 at Baltimore)
3	Dan Marino (10/9/83 vs. Buffalo)
3	Dan Marino (10/16/83 at N.Y. Jets)
3	Dan Marino (11/28/83 vs. Cincinnati)

MOST CONSECUTIVE GAMES WITH A TD PASS

30	Dan Marino (10th in 1985 through 2nd in 1987 and 6th through 10th in 1987)
----	--



INDIVIDUAL RECORDS

MOST PASSES HAD INTERCEPTED

CAREER

252	Dan Marino (1983-99)
172	Bob Griese (1967-80)
71	Ryan Tannehill (2012-18)
63	Jay Fiedler (2000-04)
42	David Woodley (1980-83)

SEASON

23	Dan Marino (1986), 623 att.
23	Dan Marino (1988), 606 att.
22	Dan Marino (1989), 550 att.
21	Dan Marino (1985), 567 att.
19	Jay Fiedler (2001), 450 att.
19	Chad Henne (2010), 490 att.

GAME

5	Bob Griese (12/23/67 vs. Houston), 41 att.
5	Rick Norton (11/23/69 vs. Houston), 26 att.
5	David Woodley (10/25/81 at Dallas), 37 att.
5	Kyle Mackey (10/18/87 at N.Y. Jets), 55 att.
5	Dan Marino (10/23/88 vs. N.Y. Jets), 60 att.
5	Dan Marino (11/25/99 at Dallas), 36 att.
5	A.J. Feeley (12/5/04 vs. Buffalo), 51 att.

MOST PASSES HAD INTERCEPTED AS A ROOKIE

SEASON

18	Bob Griese (1967), 331 att.
17	David Woodley (1980), 327 att.
13	Ryan Tannehill (2012), 484 att.

GAME

5	Bob Griese (12/23/67 vs. Houston), 41 att.
3	Rick Norton (9/18/66 at Buffalo), 10 att.
3	Bob Griese (11/26/67 vs. Buffalo), 33 att.
3	David Woodley (9/28/80 vs. New Orleans), 15 att.
3	John Beck (12/2/07 vs. N.Y. Jets), 39 att.
3	Ryan Tannehill (9/9/12 at Houston), 36 att.
3	Ryan Tannehill (11/11/12 vs. Tennessee), 39 att.

MOST CONSECUTIVE GAMES WITH NO PASSES INTERCEPTED

5	Jay Fiedler (8th through 11th, 13th in 2000 - missed 12th in 2000)
4	Bob Griese (5th through 8th in 1971)
4	Dan Marino (4th through 7th in 1997)
4	Ray Lucas (9th through 12th in 2002)
4	Ryan Tannehill (5th through 8th in 2012)
4	Ryan Tannehill (12th through 15th in 2012)
4	Ryan Tannehill (6th through 9th in 2016)

MOST CONSECUTIVE PASSES WITH NONE INTERCEPTED

160	Ryan Tannehill (15th in 2014 through 3rd in 2015)
156	Dan Marino (3rd through 8th in 1997)
140	Bob Griese (11th through 16th in 2012)
133	Cleo Lemon (13th through 16th in 2007)

LOWEST INTERCEPTION RATE

CAREER (min: 250 att.)

1.63	Chad Pennington (2008-10), 9 of 552 att.
1.86	Cleo Lemon (2005-07), 7 of 377 att.
2.60	Ryan Tannehill (2012-18), 71 of 2,766 att.
2.63	Gus Frerotte (2005), 13 of 494 att.
2.78	Damon Huard (1997-00), 8 of 288 att.

SEASON (min: 150 att.)

1.47	Chad Pennington (2008), 7 of 476 att.
1.85	Damon Huard (1999), 4 of 216 att.
1.94	Cleo Lemon (2007), 6 of 309 att.
2.00	Dan Marino (1993), 3 of 150 attempts
2.01	Dan Marino (1997), 11 of 548 att.

HIGHEST COMPLETION PERCENTAGE

CAREER (min: 150 comp.)

67.6	Chad Pennington (2008-10), 373 of 552 att.
62.8	Ryan Tannehill (2012-18), 1,738 of 2,766 att.
62.0	Jay Cutler (2017), 266 of 429 att.
60.74	Matt Moore (2011-17), 359 of 591 att.
60.66	Chad Henne (2008-11), 646 of 1,065 att.

SEASON (min: 75 comp.)

67.4	Chad Pennington (2008), 321 of 476 att.
67.1	Ryan Tannehill (2016), 261 of 389 att.
66.4	Ryan Tannehill (2014), 392 of 590 att.
65.9	Ryan Tannehill (2018) 85 of 129 att.
64.2	Dan Marino (1984), 362 of 564 att.

GAME (min: 12 comp.)

94.7	Ryan Tannehill (10/25/15 vs. Houston), 18 of 19 att.
92.3	Bob Griese (12/18/78 vs. New England), 12 of 13 att.
85.0	Chad Pennington (9/21/08 at New England), 17 of 20 att.
*84.2	David Woodley (1/8/83 vs. New England), 16 of 19 att.
82.4	Earl Morrall (12/1/75 vs. New England), 14 of 17 att.

HIGHEST COMPLETION PERCENTAGE BY A ROOKIE

SEASON (min: 75 comp.)

58.5	Dan Marino (1983), 173 of 296 att.
58.3	Ryan Tannehill (2012), 282 of 484 att.
53.8	David Woodley (1980), 176 of 327 att.

GAME (min: 12 comp.)

81.0	Bob Griese (10/22/67 vs. N.Y. Jets), 17 of 21 att.
78.6	Ryan Tannehill (12/6/12 vs. Jacksonville), 22 of 28 att.
72.4	Ryan Tannehill (10/14/12 vs. St. Louis), 21 of 29 att.

HIGHEST PASSER RATING

CAREER (min: 250 att.)

94.5	Chad Pennington (2008-10)
86.8	Ryan Tannehill (2012-18)
86.4	Dan Marino (1983-99)
86.0	Matt Moore (2011-17)
80.8	Jay Cutler (2017)

SEASON (min: 150 att.)

108.9	Dan Marino (1984)
97.4	Chad Pennington (2008)
96.0	Dan Marino (1983)
95.9	Dan Marino (1993)
93.5	Ryan Tannehill (2016)

HIGHEST PASSER RATING BY A ROOKIE

SEASON (min: 150 att.)

96.0	Dan Marino (1983)
76.1	Ryan Tannehill (2012)
63.1	David Woodley (1980)



INDIVIDUAL RECORDS

HIGHEST PASS YARDS PER ATTEMPT

CAREER (min: 250 att.)

8.22	Earl Morrall (1972-76), 284/2,335 yards
7.41	Matt Moore (2011-16), 464/3,437 yards
7.40	Chad Pennington (2008-10), 552/4,085 yards
7.34	Dan Marino (1983-99), 8,358/61,361 yards
7.32	Bob Griese (1967-80), 3,429/25,092 yards

SEASON (min: 150 att.)

9.07	Earl Morrall (1972), 150/1,360
9.01	Dan Marino (1984), 564/5,084
8.86	Bob Griese (1975), 191/1,693
8.24	Bob Griese (1970), 245/2,019
8.12	Dan Marino (1993), 150/1,218

GAME (min: 20 att.)

*13.16	Dan Marino (1/6/85 vs. Pittsburgh), 32/421
12.57	Ryan Tannehill (9/23/18 vs. Oakland), 23/289
12.52	Earl Morrall (12/15/74 vs. New England), 23/288
11.95	Jay Fiedler (11/27/03 at Dallas), 20/239
11.92	Dan Marino (9/30/84 at St. Louis), 36/429

MOST 300-YARD PASSING GAMES

CAREER

63	Dan Marino (1983-99)
16	Ryan Tannehill (2012-18)
7	Chad Henne (2008-11)
3	Bob Griese (1967-80)
3	Jay Fiedler (2000-04)
2	David Woodley (1980-83)
2	Steve DeBerg (1993)
2	Chad Pennington (2008-10)
1	John Stofa (1966-67, 1969-70)
1	Don Strock (1974-87)
1	Scott Mitchell (1990-93)
1	Bernie Kosar (1994-96)
1	A.J. Feeley (2004)
1	Gus Frerotte (2005)
1	Joey Harrington (2006)
1	Trent Green (2007)
1	Cleo Lemon (2007)
1	Jay Cutler (2017)
1	Brock Osweiler (2018)

SEASON

9	Dan Marino (1984)
6	Dan Marino (1985)
6	Dan Marino (1986)
6	Dan Marino (1988)
6	Ryan Tannehill (2015)

MOST CONSECUTIVE 300-YARD PASSING GAMES

3	Dan Marino (14th through 16th in 1984)
3	Dan Marino (13th through 15th in 1988)
3	Dan Marino (11th through 13th in 1994)
3	Dan Marino (14th through 16th in 1998)

LONGEST PASS PLAYS

86t	Bob Griese to Paul Warfield (11/14/71 vs. Pittsburgh)
85t	Dan Marino to Mark Duper (11/20/83 vs. Baltimore)
85t	Dan Marino to Mark Duper (11/2/86 vs. Houston)
80t	George Wilson, Jr. to Bo Roberson (10/23/66 at Houston)
80t	Dan Marino to Mark Duper (9/23/84 vs. Indianapolis)
80t	Dan Marino to Ferrell Edmunds (11/27/88 at N.Y. Jets)

80t	Dan Marino to Tony Martin (10/4/93 vs. Washington)
80t	Brian Griese to James McKnight (11/23/03 vs. Washington)
80t	Chad Pennington to Patrick Cobbs (10/12/08 at Houston)
80t	Ryan Tannehill to Brian Hartline (9/30/12 at Arizona)
79t	Bob Griese to Nat Moore (11/2/75 at Chicago)
78t	Dan Marino to Mark Clayton (11/12/89 at N.Y. Jets)
77t	Scott Mitchell to Mark Ingram (10/31/93 vs. Kansas City)
77t	Ray Lucas to James McKnight (11/24/02 vs. San Diego)
77t	Sage Rosenfels to Chris Chambers (10/21/05 vs. Kansas City)
77t	Sage Rosenfels to Chris Chambers (1/2/05 at Baltimore)
**76t	David Woodley to Jimmy Cefalo (1/30/83 vs. Washington)
*75t	Bob Griese to Paul Warfield (1/2/72 vs. Baltimore)
75t	Ryan Tannehill to Kenny Stills (9/9/18 vs. Tennessee)
75t	Brock Osweiler to Albert Wilson (10/14/18 vs. Chicago)

RECEIVING

MOST RECEPTIONS

CAREER

550	Mark Clayton (1983-92)
511	Mark Duper (1982-92)
510	Nat Moore (1974-86)
415	O.J. McDuffie (1993-00)
405	Chris Chambers (2001-07)

SEASON

112	Jarvis Landry (2017), 987 yards
110	Jarvis Landry (2015), 1,157 yards
94	Jarvis Landry (2016), 1,136 yards
90	O.J. McDuffie (1998), 1,050 yards
86	Mark Clayton (1988), 1,129 yards
86	Brandon Marshall (2010), 1,014 yards

GAME

15	Chris Chambers (12/4/05 vs. Buffalo), 238 yards
13	Jarvis Landry (11/29/15 at N.Y. Jets), 165 yards
13	Jarvis Landry (9/17/17 at L.A. Chargers), 78 yards
12	Jim Jensen (11/6/88 at New England), 110 yards
12	Brian Hartline (9/30/12 at Arizona), 253 yards
*11	O.J. McDuffie (12/30/95 at Buffalo), 154 yards
11	O.J. McDuffie (12/13/98 vs. N.Y. Jets), 105 yards
11	Greg Camarillo (11/2/08 at Denver), 111 yards
11	Ted Ginn, Jr. (9/21/09 vs. Indianapolis), 108 yards
11	Brandon Marshall (12/19/10 vs. Buffalo), 106 yards
11	Rishard Matthews (11/11/13 at Tampa Bay), 120 yards
11	Jarvis Landry (12/14/15 vs. N.Y. Giants), 99 yards
11	Jarvis Landry (12/4/16 at Baltimore), 87 yards
*11	Jarvis Landry (1/8/17 at Pittsburgh), 102 yards
10	Duriel Harris (10/28/79 vs. Green Bay), 180 yards
**10	Tony Nathan (1/20/85 vs. San Francisco), 83 yards
*10	Tony Nathan (12/8/85 at Green Bay), 86 yards
*10	Tony Nathan (1/4/86 vs. Cleveland), 101 yards
10	Tony Nathan (9/28/86 vs. San Francisco), 101 yards
10	Ron Davenport (12/7/87 vs. N.Y. Jets), 72 yards
10	Mark Clayton (10/23/88 vs. N.Y. Jets), 153 yards
10	Keith Byars (9/25/94 at Minnesota), 79 yards
10	Tony Martin (10/10/99 at Indianapolis), 166 yards
10	Rob Konrad (1/2/00 at Washington), 68 yards
10	Davone Bess (12/6/09 vs. New England), 117 yards
10	Brandon Marshall (9/26/10 vs. N.Y. Jets), 166 yards
10	Brandon Marshall (10/17/10 at Green Bay), 127 yards
10	Brandon Marshall (12/26/10 vs. Detroit), 102 yards
10	Jarvis Landry (11/18/15 at Buffalo), 67 yards



INDIVIDUAL RECORDS

10	Jarvis Landry (9/18/16 at New England), 135 yards
10	Jarvis Landry (12/17/17 at Buffalo), 99 yards

MOST RECEPTIONS BY A ROOKIE

SEASON

84	Jarvis Landry (2014), 758 yards
75	Terry Kirby (1993), 874 yards
67	Jack Clancy (1967), 868 yards
54	Davone Bess (2008), 554 yards

GAME

10	Rob Konrad (1/2/00 at Washington), 68 yards
9	Terry Kirby (12/19/93 vs. Buffalo), 148 yards
9	Davone Bess (12/7/08 vs. Buffalo at Toronto), 74 yards

MOST CONSECUTIVE GAMES WITH A RECEPTION

92	Mark Clayton (6th in 1986 through 16th in 1992 - missed 13th in 1986, 1st in 1989, 1st in 1990, 10th through 14th in 1990 and 1st through 3rd in 1992)
74	O.J. McDuffie (3rd in 1995 through 15th in 1999, missed 11th through 13th and 16th in 1999)
63	Jarvis Landry (2nd in 2014 through 16th in 2017)
61	Davone Bess (1st in 2008 through 13th in 2011)
60	Chris Chambers (1st in 2003 through 13th in 2006 - missed 4th in 2004)

MOST RECEIVING YARDS

CAREER

8,869	Mark Duper (1982-92), 17.4 per catch
8,643	Mark Clayton (1983-92), 15.7 per catch
7,546	Nat Moore (1974-86), 14.8 per catch
5,688	Chris Chambers (2001-07), 14.0 per catch
5,074	O.J. McDuffie (1993-00), 12.2 per catch

SEASON

1,389	Mark Clayton (1984), 73 receptions
1,313	Mark Duper (1986), 67 receptions
1,306	Mark Duper (1984), 71 receptions
1,270	Irving Fryar (1994), 73 receptions
1,214	Brandon Marshall (2011), 81 receptions
1,157	Jarvis Landry (2015), 110 receptions
1,150	Mark Clayton (1986), 60 receptions
1,136	Jarvis Landry (2016), 94 receptions
1,129	Mark Clayton (1988), 86 receptions
1,118	Chris Chambers (2005), 82 receptions
1,085	Mark Duper (1991), 70 receptions
1,083	Brian Hartline (2012), 74 receptions
1,053	Mark Clayton (1991), 70 receptions
1,050	O.J. McDuffie (1998), 90 receptions
1,037	Tony Martin (1999), 67 receptions
1,016	Brian Hartline (2013), 76 receptions
1,014	Brandon Marshall (2010), 86 receptions
1,011	Mark Clayton (1989), 64 receptions
1,010	Irving Fryar (1993), 64 receptions
1,003	Mark Duper (1983), 51 receptions

GAME

253	Brian Hartline (9/30/12 at Arizona), 12 receptions
238	Chris Chambers (12/4/05 vs. Buffalo), 15 receptions
217	Mark Duper (11/10/85 vs. N.Y. Jets), 8 receptions
211	Irving Fryar (9/4/94 vs. New England), 5 receptions
210	Nat Moore (10/4/81 vs. N.Y. Jets), 7 receptions

MOST RECEIVING YARDS BY A ROOKIE

SEASON

883	Chris Chambers (2001), 48 receptions
874	Terry Kirby (1993), 75 receptions
868	Jack Clancy (1967), 67 receptions

GAME

148	Terry Kirby (12/19/93 vs. Buffalo), 9 receptions
126	Jack Clancy (12/3/67 at Houston), 7 receptions
124	Chris Chambers (12/22/01 at New England), 7 receptions

MOST RECEIVING TOUCHDOWNS

CAREER

81	Mark Clayton (1983-92), 550 receptions
74	Nat Moore (1974-86), 510 receptions
59	Mark Duper (1982-92), 511 receptions
43	Chris Chambers (2001-07), 405 receptions
33	Paul Warfield (1970-74), 156 receptions

SEASON

18	Mark Clayton (1984), 73 receptions
14	Mark Clayton (1988), 86 receptions
12	Nat Moore (1977), 52 receptions
12	Mark Clayton (1991), 70 receptions
11	Karl Noonan (1968), 58 receptions
11	Paul Warfield (1971), 43 receptions
11	Paul Warfield (1973), 29 receptions
11	Mark Duper (1986), 67 receptions
11	Chris Chambers (2003), 64 receptions
11	Chris Chambers (2005), 82 receptions

GAME

4	Paul Warfield (12/15/73 vs. Detroit), 21,7,16,4
4	Mark Ingram (11/27/94 at N.Y. Jets), 10,17,28,8
3	Paul Warfield (11/14/71 vs. Pittsburgh), 12,86,60
3	Nat Moore (11/24/77 at St. Louis), 4,9,28
3	Mark Clayton (12/17/84 vs. Dallas), 41,39,63
3	Mark Duper (12/14/86 at L.A. Rams), 69,5,20
3	Mark Duper (12/20/87 vs. Washington), 26,59,6
3	Irving Fryar (9/4/94 vs. New England), 54,50,35
3	O.J. McDuffie (11/29/98 vs. New Orleans), 22,7,9
3	Lamar Thomas (12/21/98 vs. Denver), 9,56,17
3	Chris Chambers (11/27/03 at Dallas), 39,6,35

MOST RECEIVING TOUCHDOWNS BY A ROOKIE

SEASON

7	Chris Chambers (2001), 48 receptions
5	Andre Brown (1989), 24 receptions
5	Jarvis Landry (2014), 84 receptions
4	Randy McMichael (2002), 39 receptions
3	Jack Harper (1967), 11 receptions
3	Jimmy Cefalo (1978), 6 receptions
3	Ferrell Edmunds (1988), 33 receptions
3	Terry Kirby (1993), 75 receptions
3	Brian Hartline (2009), 31 receptions
3	Charles Clay (2011), 16 receptions

MOST CONSECUTIVE GAMES WITH A RECEIVING TD

6	Paul Warfield (4th through 9th in 1971)
6	Mark Clayton (13th through 16th in 1988 and 2nd through 3rd in 1989)



INDIVIDUAL RECORDS

HIGHEST RECEIVING AVERAGE

CAREER (min: 100 rec.)

21.5	Paul Warfield (1970-74), 156 receptions
17.4	Mark Duper (1982-92), 511 receptions
16.9	Duriel Harris (1976-83, 1985), 269 receptions
16.1	Kenny Stills (2015-18), 144 receptions
16.0	Irving Fryar (1993-95), 199 receptions

SEASON (min: 24 rec.)

25.1	Paul Warfield (1970), 28/703 yards
23.2	Paul Warfield (1971), 43/996 yards
21.8	Jimmy Cefalo (1981), 29/631 yards
20.9	Paul Warfield (1972), 29/606 yards
20.0	Bo Roberson (1966), 26/519 yards

GAME (min: 3 rec.)

52.7	Paul Warfield (11/14/71 vs. Pittsburgh), 3/158
46.0	Patrick Cobbs (10/12/08 at Houston), 3/138
42.7	Chris Chambers (10/24/04 vs. St. Louis), 3/128
42.2	Irving Fryar (9/4/94 vs. New England), 5/211
41.3	Nat Moore (10/10/76 at Baltimore), 3/124

HIGHEST RECEIVING AVERAGE BY A ROOKIE

SEASON (min: 24 rec.)

19.0	DeVante Parker (2015), 26/494 yards
18.4	Chris Chambers (2001), 48/883 yards
17.4	Ferrell Edmunds (1988), 33/575 yards

GAME (min: 3 rec.)

37.7	Chris Chambers (11/11/01 at Indianapolis), 3/113
31.3	Brian Hartline (10/25/09 vs. New Orleans), 3/94
30.3	Mel Baker (12/15/74 vs. New England), 4/121

MOST 100-YARD RECEIVING GAMES

CAREER

28	Mark Duper (1982-92)
22	Mark Clayton (1983-92)
17	Chris Chambers (2001-07)
12	Nat Moore (1974-86)
10	Paul Warfield (1970-74)
10	Duriel Harris (1976-83, 1985)
10	Irving Fryar (1993-95)

SEASON

8	Mark Duper (1986)
6	Mark Clayton (1984)
6	Irving Fryar (1994)
5	Mark Clayton (1989)
5	Tony Martin (1999)
5	Brandon Marshall (2011)
4	Paul Warfield (1971)
4	Duriel Harris (1979)
4	Mark Duper (1984)
4	Chris Chambers (2004)
4	Brandon Marshall (2010)
4	Mike Wallace (2013)
4	Jarvis Landry (2016)

MOST 100-YARD RECEIVING GAMES BY A ROOKIE

3	Jack Clancy (1967)
3	Chris Chambers (2001)
2	Terry Kirby (1993)
1	Mel Baker (1974)
1	Duriel Harris (1976)

1	Ferrell Edmunds (1988)
1	Andre Brown (1989)
1	DeVante Parker (2015)

MOST CONSECUTIVE 100-YARD RECEIVING GAMES

4	Irving Fryar (10th through 13th in 1994)
3	Mark Clayton (14th through 16th in 1984)
3	Mark Duper (3rd through 5th in 1986)
3	Chris Chambers (11th through 13th in 2005)

TOTAL YARDS FROM SCRIMMAGE

(rushing/receiving)

CAREER

8,859	Mark Duper (1982-92), -10/8,869
8,751	Mark Clayton (1983-92), 108/8,643
7,867	Ricky Williams (2002-03, 2005, 2007-10), 6,436/1,431
7,795	Nat Moore (1974-86), 249/7,546
7,425	Larry Csonka (1968-74, 1979), 6,737/688

SEASON

2,216	Ricky Williams (2002), 1,853/363
1,723	Ricky Williams (2003), 1,372/351
1,450	Delvin Williams (1978), 1,258/192
1,424	Mark Clayton (1984), 351/1,389
1,423	Jay Ajayi (2016), 1,272/151

GAME

253	Brian Hartline (9/30/12 at Arizona), 0/253
252	Troy Stradford (11/22/87 at Dallas), 169/83
238	Chris Chambers (12/4/05 vs. Buffalo), 0/238
236	Lamar Miller (10/25/15 vs. Houston), 175/61
235	Ricky Williams (12/1/02 at Buffalo), 228/7

BY ROOKIE, SEASON

1,264	Terry Kirby (1993), 390/874
1,255	Karim Abdul-Jabbar (1996), 1,116/139
1,139	Ronnie Brown (2005), 907/232

COMBINED YARDAGE

(rushing/receiving/returns)

CAREER

9,276	Mark Clayton (1983-92), 108/8,643/525
8,950	Nat Moore (1974-86), 248/7,547/1,155
8,859	Mark Duper (1982-92), -10/8,869/0
8,752	Tony Nathan (1979-87), 3,543/3,592/1,617
8,353	O.J. McDuffie (1993-01), 49/5,074/3,230

SEASON

2,216	Ricky Williams (2002), 1,853/363/0
2,208	Wes Welker (2005), 5/434/1,769
2,129	Wes Welker (2006), 0/687/1,442
2,086	Ted Ginn, Jr. (2007) 3/420/1,663
1,947	Jarvis Landry (2015) 113/1,157/677

GAME

302	Mercury Morris (11/1/70 at Baltimore), 8-89/3-68/6-145
299	Ted Ginn, Jr. (11/1/09 at N.Y. Jets), 0-0, 0-0, 6-299
297	Wes Welker (10/16/05 at Tampa Bay), 0-0/3-97/10-200
*280	O.J. McDuffie (12/30/95 at Buffalo), 1-9/11-154/6-117
258	Wes Welker (10/21/05 vs. Kansas City), 0-0/2-41/9-217
258	Jarvis Landry (10/4/15 vs. N.Y. Jets at London), 2-29/4-40/8-189



INDIVIDUAL RECORDS

BY ROOKIE, SEASON

2,086	Ted Ginn, Jr. (2007)	3/420/1,663
1,912	Jarvis Landry (2014)	-4/758/1,158
1,777	Wes Welker (2004)	0/0/1,777
1,683	Chris Chambers (2001)	-11/883/811

PUNTING

MOST PUNTS

CAREER

633	Larry Seiple (1967-77)	25,347 yards
594	Brandon Fields (2007-14)	27,780 yards
555	Reggie Roby (1983-92)	24,036 yards
339	Matt Turk (2000-01, 2003-04)	13,910 yards
227	George Roberts (1978-80)	9,314 yards

SEASON

98	Matt Turk (2004)	41.7 average
93	Klaus Wilmsmeyer (1998)	42.5 average
92	Matt Turk (2000)	42.1 average
92	Matt Darr (2015)	47.6 average
90	Matt Darr (2016)	44.3 average

GAME

11	Matt Turk (12/7/03 at New England)	406 yards
10	George Wilson, Jr. (9/9/66 vs. N.Y. Jets)	483 yards
10	George Roberts (10/12/80 at New England)	445 yards
10	Klaus Wilmsmeyer (9/20/98 vs. Pittsburgh)	458 yards
10	Matt Turk (9/19/04 at Cincinnati)	400 yards
10	Donnie Jones (12/25/06 vs. N.Y. Jets)	427 yards
10	Brandon Fields (12/23/07 at New England)	446 yards
10	Brandon Fields (12/12/10 at N.Y. Jets)	564 yards
10	Brandon Fields (12/22/13 at Buffalo)	501 yards
10	Matt Darr (11/20/16 at Los Angeles)	453 yards

HIGHEST GROSS PUNTING AVERAGE

CAREER (min: 120 punts)

46.8	Brandon Fields (2007-14)	594 punts
46.0	Matt Darr (2015-16)	182 punts
44.9	Matt Haack (2017-18)	132 punts
44.2	John Kidd (1994-97)	201 punts
43.3	Reggie Roby (1983-92)	555 punts

SEASON (min: 40 punts)

50.2	Brandon Fields (2012)	74 punts
48.9	Brandon Fields (2011)	78 punts
48.8	Brandon Fields (2013)	85 punts
47.6	Matt Darr (2015)	92 punts
46.3	Brandon Fields (2014)	58 punts

GAME (min: 4 punts)

58.8	Brandon Fields (9/23/12 vs. N.Y. Jets)	4-235 yards
58.5	Reggie Roby (9/28/86 vs. San Francisco)	4-234 yards
58.2	Matt Darr (10/29/15 at New England)	6-349 yards
56.4	Brandon Fields (12/12/10 at N.Y. Jets)	10-564 yards
55.5	Brandon Fields (12/4/11 vs. Oakland)	4-222 yards

HIGHEST NET PUNTING AVERAGE

CAREER (since 1976, min: 120 punts)

40.5	Matt Haack (2017-18)	132 punts
39.8	Matt Darr (2015-16)	182 punts
39.2	Brandon Fields (2007-14)	594 punts
37.5	Donnie Jones (2005-06)	173 punts
36.9	John Kidd (1994-97)	201 punts

SEASON (since 1982, min: 40 punts)

42.4	Brandon Fields (2013)	85 punts
41.2	Brandon Fields (2012)	74 punts
41.1	Brandon Fields (2011)	78 punts
40.7	Matt Haack (2017)	83 punts
40.3	Matt Haack (2018)	49 punts

LONGEST PUNTS

77	Reggie Roby (11/29/87 at Buffalo)	net 77
77	Matt Turk (11/25/01 at Buffalo)	touchback
74	Brandon Fields (12/22/13 at Buffalo)	net 74
73	Larry Seiple (11/14/71 vs. Pittsburgh)	touchback
73	Reggie Roby (9/28/86 vs. San Francisco)	touchback
73	Reggie Roby (10/5/86 at New England)	net 73

MOST INSIDE THE 20

SEASON (since 1982)

33	Brandon Fields (2013)	85 punts
32	Brandon Fields (2011)	78 punts
32	Matt Darr (2016)	90 punts
31	Donnie Jones (2005)	88 punts
31	Brandon Fields (2010)	73 punts

PUNT RETURNS

MOST PUNT RETURNS

CAREER

127	Jake Scott (1970-75)
127	O.J. McDuffie (1993-00)
127	Wes Welker (2004-06)
115	Davone Bess (2008-12)
89	Jarvis Landry (2014-17)

SEASON

43	Wes Welker (2004)	10.8 average
43	Wes Welker (2005)	9.1 average
41	Mark Clayton (1983)	9.6 average
41	Wes Welker (2006)	9.2 average
37	Davone Bess (2011)	11.9 average

GAME

7	Mercury Morris (10/19/69 at Kansas City)	17.6 average
7	Lamont Brightful (9/19/04 at Cincinnati)	11.1 average
7	Marcus Thigpen (11/24/13 vs. Carolina)	10.1 average

MOST PUNT RETURN YARDS

CAREER

1,330	Jake Scott (1970-75)
1,232	Wes Welker (2004-06)
1,196	Davone Bess (2008-12)
1,127	O.J. McDuffie (1993-00)
830	Tom Vigorito (1981-85)

SEASON

464	Wes Welker (2004)	10.8 average
442	Davone Bess (2011)	11.9 average
392	Mark Clayton (1983)	9.6 average
390	Wes Welker (2005)	9.1 average
379	Tom Vigorito (1981)	10.5 average

GAME

123	Mercury Morris (10/19/69 at Kansas City)	7 returns
114	O.J. McDuffie (12/13/93 vs. Pittsburgh)	5 returns
106	James Pruitt (9/14/86 vs. Indianapolis)	2 returns



INDIVIDUAL RECORDS

MOST PUNT RETURN TOUCHDOWNS

CAREER

2	Freddie Solomon (1975-77)
2	Tom Vigorito (1981-85)
2	O.J. McDuffie (1993-00)
2	Jakeem Grant (2016-18)

SEASON

2	O.J. McDuffie (1993)
---	----------------------

LONGEST PUNT RETURNS

87t	Tom Vigorito (9/10/81 vs. Pittsburgh)
87t	Ted Ginn, Jr. (11/18/07 at Philadelphia)
86t	Tony Nathan (10/14/79 vs. Buffalo)
81t	Jeff Ogden (10/29/00 vs. Green Bay)
79t	Freddie Solomon (12/5/76 vs. Buffalo)
77t	Jake Scott (11/22/70 vs. Baltimore)
74t	Jakeem Grant (10/9/16 vs. Tennessee)
72t	O.J. McDuffie (12/13/93 vs. Pittsburgh)
72t	Marcus Thigpen (9/9/12 at Houston)
71t	James Pruiett (9/14/86 vs. Indianapolis)
71t	O.J. McDuffie (10/24/93 vs. Indianapolis)
71t	Wes Welker (12/20/04 vs. New England)
71t	Jakeem Grant (10/7/18 at Cincinnati)
70t	Scott Schwedes (12/17/89 at Indianapolis)

HIGHEST PUNT RETURN AVERAGE

CAREER (min: 50 returns)

13.7	Jeff Ogden (2000-01), 51 returns
11.4	Freddie Solomon (1975-77), 71 returns
10.51	Tom Vigorito (1981-85), 79 returns
10.47	Jake Scott (1970-75), 127 returns
10.4	Davone Bess (2008-12), 115 returns

SEASON (min: 15 returns)

17.0	Jeff Ogden (2000), 19 returns
12.5	Nate Jacquet (1999), 28 returns
12.3	Freddie Solomon (1975), 26 returns
12.21	Terrell Buckley (1998), 29 returns
12.15	Marcus Thigpen (2012), 26 returns

GAME (min: 3 returns)

33.0	Ted Ginn Jr. (11/18/07 at Philadelphia), 3-99 yards
28.3	Jakeem Grant (10/7/18 at Cincinnati), 3-85 yards
26.3	Tom Vigorito (9/12/82 at N.Y. Jets), 3-79 yards
26.3	Wes Welker (9/7/06 at Pittsburgh), 3-79 yards
22.8	O.J. McDuffie (12/13/93 vs. Pittsburgh), 5-114 yards

MOST FAIR CATCHES

CAREER

91	O.J. McDuffie (1993-01)
85	Davone Bess (2008-12)
64	Wes Welker (2004-06)
55	Jake Scott (1970-75)
53	Jarvis Landry (2014-17)

SEASON

29	Wes Welker (2006)
24	O.J. McDuffie (1996)
24	Davone Bess (2011)
23	Wes Welker (2005)
22	O.J. McDuffie (1993)

GAME

6	Jake Scott (12/20/70 vs. Buffalo)
---	-----------------------------------

KICKOFF RETURNS

MOST KICKOFF RETURNS

CAREER

166	Wes Welker (2004-06)
147	Ted Ginn, Jr. (2007-09)
123	Fulton Walker (1981-85)
111	Mercury Morris (1969-75)
107	Brock Marion (1998-03)

SEASON

63	Ted Ginn, Jr. (2007), 22.7 average
62	Brock Marion (1999), 24.6 average
61	Wes Welker (2005), 22.6 average
57	Wes Welker (2004), 23.0 average
52	Ted Ginn, Jr. (2009), 24.9 average

GAME

8	Joe Cribbs (12/18/88 at Pittsburgh), 21.1 average
*8	Marc Logan (1/12/91 at Buffalo), 17.3 average
8	Ted Ginn, Jr. (12/2/07 vs. N.Y. Jets), 24.8 average
8	Ted Ginn, Jr. (11/23/08 vs. New England), 19.3 average

MOST KICKOFF RETURN YARDS

CAREER

3,756	Wes Welker (2004-06)
3,386	Ted Ginn, Jr. (2007-09)
2,947	Mercury Morris (1969-75)
2,944	Fulton Walker (1981-85)
2,517	Brock Marion (1998-03)

SEASON

1,524	Brock Marion (1999), 24.6 average
1,433	Ted Ginn, Jr. (2007), 22.7 average
1,379	Wes Welker (2005), 22.6 average
1,313	Wes Welker (2004), 23.0 average
1,296	Ted Ginn, Jr. (2009), 24.9 average

GAME

299	Ted Ginn, Jr. (11/1/09 at N.Y. Jets), long 101t
215	Travis Minor (10/13/02 at Denver), long 66
210	Wes Welker (1/2/05 at Baltimore), long 95t
205	Albert Johnson (9/29/02 at Kansas City), long 49
204	Gene Milton (9/21/68 vs. Oakland), long 73

MOST KICKOFF RETURN TOUCHDOWNS

CAREER

3	Mercury Morris (1969-75)
2	Ted Ginn, Jr. (2007-09)

SEASON

2	Ted Ginn, Jr. (2009)
---	----------------------

GAME

2	Ted Ginn, Jr. (11/1/09 at N.Y. Jets), 100, 101 yards
---	--

LONGEST KICKOFF RETURNS

105t	Mercury Morris (9/14/69 at Cincinnati)
102t	Jakeem Grant (9/9/18 vs. Tennessee)
101t	Ted Ginn, Jr. (11/1/09 at N.Y. Jets)



INDIVIDUAL RECORDS

100t	Ted Ginn, Jr. (11/1/09 at N.Y. Jets)
**98t	Fulton Walker (1/30/83 vs. Washington)
97t	Marc Logan (10/1/89 at Houston)
96t	Mercury Morris (12/6/70 vs. Boston)
96t	Marcus Thigpen (11/15/12 at Buffalo)
96t	Kenyan Drake (11/6/16 vs. N.Y. Jets)
95t	Joe Auer (9/2/66 vs. Oakland)
95t	Bobby Neff (9/14/68 vs. Houston)
95t	Wes Welker (1/2/05 at Baltimore)

HIGHEST KICKOFF RETURN AVERAGE CAREER (min: 50 returns)

26.5	Mercury Morris (1969-75), 111 returns
25.4	Jakeem Grant (2016-18), 54 returns
25.3	Duriel Harris (1976-83, 1985), 56 returns
24.8	Marcus Thigpen (2012-13), 77 returns
23.9	Fulton Walker (1981-85), 123 returns

SEASON (min: 14 returns)

32.9	Duriel Harris (1976), 17 returns, 559 yards
32.3	Jakeem Grant (2018), 14 returns, 452 yards
29.6	Gary Davis (1977), 14 returns, 414 yards
29.0	Mercury Morris (1970), 28 returns, 812 yards

GAME (min: 3 returns)

49.8	Ted Ginn, Jr. (11/1/09 at N.Y. Jets), 6-299
47.7	Fulton Walker (10/16/83 at N.Y. Jets), 3-143
*47.5	Fulton Walker (1/30/83 vs. Washington), 4-190
46.7	Joe Auer (9/2/66 vs. Oakland), 3-140
46.0	Marc Logan (10/1/89 at Houston), 3-138

INTERCEPTIONS

MOST INTERCEPTIONS

CAREER

35	Jake Scott (1970-75)
34	Dick Anderson (1968-77)
31	Sam Madison (1997-05)
29	Glenn Blackwood (1979-87)
29	Patrick Surtain (1998-04)

SEASON

10	Dick Westmoreland (1967), 127 yards
8	Willie West (1966), 62 yards
8	Dick Anderson (1968), 230 yards
8	Dick Anderson (1970), 191 yards
8	Dick Anderson (1973), 163 yards
8	Jake Scott (1974), 75 yards
8	Terrell Buckley (1998), 157 yards
8	Sam Madison (1998), 114 yards

GAME

4	Dick Anderson (12/3/73 vs. Pittsburgh), 121 yards
3	Willie West (10/23/66 at Houston), 49 yards
3	Dick Westmoreland (11/26/67 vs. Buffalo), 43 yards
3	Charlie Babb (9/22/75 vs. Oakland), 18 yards
3	Curtis Johnson (10/19/75 vs. N.Y. Jets), 25 yards
3	Larry Gordon (12/10/78 vs. Oakland), 35 yards
*3	A.J. Duhe (1/23/83 vs. N.Y. Jets), 36 yards
3	William Judson (10/16/83 at N.Y. Jets), 23 yards
3	Louis Oliver (10/4/92 at Buffalo), 170 yards
3	Sam Madison (11/7/99 vs. Tennessee), 101 yards

MOST INTERCEPTIONS BY A ROOKIE

SEASON

8	Dick Anderson (1968), 230 yards
5	Lloyd Mumphord (1969), 102 yards
5	Jake Scott (1970), 112 yards
5	Don McNeal (1980), 17 yards

GAME

2	Dick Anderson (11/24/68 at Boston), 109 yards
2	Lloyd Mumphord (12/7/69 vs. Denver), 0 yards
2	Curtis Johnson (10/3/70 vs. Oakland), 26 yards
2	Gerald Small (12/10/78 vs. Oakland), 85 yards
2	Don McNeal (10/12/80 at New England), 2 yards
2	Jarvis Williams (10/9/88 at L.A. Raiders), 23 yards

MOST CONSECUTIVE GAMES WITH AN INTERCEPTION

5	Dick Westmoreland (9th through 13th in 1967)
---	--

MOST INTERCEPTION RETURN YARDS

CAREER

792	Dick Anderson (1968-77), 23.3 average
569	Louis Oliver (1989-93, 1995-96), 23.7 average
487	Sam Madison (1997-05), 15.7 average
431	Brock Marion (1998-03), 21.6 average
425	Jake Scott (1970-75), 12.1 average
425	Terrell Buckley (1995-99, 2003), 17.7 average

SEASON

230	Dick Anderson (1968), 8 for 28.8 average
227	Brock Marion (2001), 5 for 45.4 average
200	Louis Oliver (1992), 5 for 40.0 average
198	Jimmy Warren (1966), 5 for 39.6 average
191	Dick Anderson (1970), 8 for 23.9 average

GAME

170	Louis Oliver (10/4/92 at Buffalo), 3 interceptions
121	Dick Anderson (12/3/73 vs. Pittsburgh), 4 interceptions
107	Dick Anderson (11/24/68 at Boston), 2 interceptions
101	Sam Madison (11/7/99 vs. Tennessee), 3 interceptions
100	Brock Marion (1/6/02 vs. Buffalo), 1 interception

LONGEST INTERCEPTION RETURNS

103t	Louis Oliver (10/4/92 at Buffalo), Jim Kelly
100t	Brock Marion (1/6/02 vs. Buffalo), Travis Brown
96t	Dick Anderson (11/24/68 at Boston), Tom Sherman
94t	Brent Grimes (10/31/13 vs. Cincinnati), Andy Dalton
91t	Terrell Buckley (10/13/96 at Buffalo), Jim Kelly
86t	Dick Anderson (12/20/70 vs. Buffalo), Dennis Shaw
86t	William Judson (60t), Mike Kozlowski (26, lateral), (9/9/84 vs. New England), Steve Grogan
81t	Louis Delmas (10/26/14 at Jacksonville), Blake Bortles
76t	Troy Vincent (58t), Gene Atkins (18, lateral), (12/12/94 vs. Kansas City), Steve Bono
74t	Terrell Buckley (12/21/03 at Buffalo), Drew Bledsoe
70t	Jimmy Warren (11/13/66 at Kansas City), Len Dawson
70	Sammy Knight (11/27/03 at Dallas), Quincy Carter

INTERCEPTIONS RETURNED FOR TOUCHDOWNS

CAREER

4	Zach Thomas (1996-2007)
3	Dick Anderson (1968-77)
3	Terrell Buckley (1995-99, 2003)
3	Jason Taylor (1997-2007, 2009, 2011)
3	Reshad Jones (2010-18)



INDIVIDUAL RECORDS

SEASON

2	Bill Stanfill (1969), 15,17 yards
2	Dick Anderson (1973), 27,38 yards
2	Mike Kozlowski (1983), 35,38 yards
2	Zach Thomas (1998), 17,1 yards
2	Brock Marion (2001), 26,100 yards
2	Jason Taylor (2006), 20,51 yards
2	Reshad Jones (2015), 30,23 yards

GAME

2	Dick Anderson (12/3/73 vs. Pittsburgh)
2	Mike Kozlowski (12/16/83 vs. N.Y. Jets)

SACKS

MOST SACKS

CAREER

131.0	Jason Taylor (1997-2007, 2009, 2011)
95.0	Cameron Wake (2009-18)
69.5	Bill Stanfill (1969-76)
65.5	Doug Betters (1978-87)
65.0	Vern Den Herder (1971-82)

SEASON

18.5	Bill Stanfill (1973)
18.5	Jason Taylor (2002)
17.5	Joey Porter (2008)
16.5	Trace Armstrong (2000)
16.0	Doug Betters (1983)

GAME

5.0	Bill Stanfill (10/7/73 vs. N.Y. Jets)
5.0	Vern Den Herder (10/21/73 vs. Buffalo)
5.0	Bill Stanfill (11/17/74 vs. Buffalo)
4.5	Cameron Wake (9/30/12 at Arizona)
4.0	Vern Den Herder (9/22/74 at Buffalo)
4.0	Vern Den Herder (11/11/79 vs. Baltimore)
4.0	Doug Betters (9/4/83 at Buffalo)
4.0	E.J. Junior (10/6/91 at New England)
4.0	Joey Porter (9/21/08 at New England)
4.0	Cameron Wake (10/18/15 at Tennessee)

MOST SACKS BY A ROOKIE

SEASON

8.0	Bill Stanfill (1969)
8.0	Lorenzo Bromell (1998)
7.0	A.J. Duhe (1977)
6.0	Marco Coleman (1992)
5.0	Derrick Rodgers (1997)
5.0	Jason Taylor (1997)

GAME

3.0	A.J. Duhe (11/6/77 at N.Y. Jets)
3.0	Marco Coleman (10/25/92 vs. Indianapolis)
2.0	Bill Stanfill (10/26/69 vs. Buffalo)
2.0	Bob Baumhower (11/20/77 at Cincinnati)
2.0	A.J. Duhe (12/11/77 at New England)
2.0	Doug Betters (10/29/78 vs. Baltimore)
2.0	Charles Bowser (1/2/83 at Baltimore)
2.0	John Bosa (12/17/87 vs. N.Y. Jets)
2.0	Marco Coleman (11/1/92 at N.Y. Jets)
2.0	Shane Burton (12/1/96 at Oakland)
2.0	Derrick Rodgers (10/12/97 at N.Y. Jets)
2.0	Lorenzo Bromell (9/13/98 vs. Buffalo)

2.0	Lorenzo Bromell (11/29/98 vs. New
2.0	Olivier Vernon (10/14/12 vs. St. Louis)
2.0	Jerome Baker (10/7/18 at Cincinnati)

FUMBLES

MOST FUMBLES

CAREER

110	Dan Marino (1983-99)
52	Bob Griese (1967-80)
50	Ryan Tannehill (2012-18)
34	Tony Nathan (1979-87)
31	Mercury Morris (1969-75)

SEASON

14	Matt Moore (2011)
13	Gus Frerotte (2005)
10	Dan Marino (1988)
10	A.J. Feeley (2004)
10	Ryan Tannehill (2015)

GAME

4	Craig Erickson (10/6/96 vs. Seattle)
4	Cleo Lemon (12/9/07 at Buffalo)
4	Jay Cutler (12/17/17 at Buffalo)
3	11 times (last: Ryan Tannehill, 12/11/16 vs. Arizona)

MOST FUMBLES BY A ROOKIE

SEASON

9	Ryan Tannehill (2012)
8	Tony Nathan (1979)
7	Scott Schwedes (1987)
7	John Beck (2007)
7	Jarvis Landry (2014)

GAME

3	Rick Norton (9/9/66 vs. N.Y. Jets)
3	Scott Schwedes (12/13/87 at Philadelphia)
3	John Beck (12/2/07 vs. N.Y. Jets)
3	Jamil Douglas (11/29/15 at N.Y. Jets)

MOST OWN FUMBLE RECOVERIES

CAREER

42	Dan Marino (1983-99)
23	Bob Griese (1967-80)
16	Ryan Tannehill (2012-18)

SEASON

7	Dan Marino (1988)
6	Bob Griese (1971)
6	Jay Cutler (2017)

GAME

4	Jay Cutler (12/17/17 at Buffalo)
3	Rick Norton (11/9/69 at Boston)
3	Craig Erickson (10/6/96 vs. Seattle)
3	Lamont Brightful (9/19/04 at Cincinnati)
3	Cleo Lemon (12/9/07 at Buffalo)
3	Ryan Tannehill (11/29/15 at N.Y. Jets)



INDIVIDUAL RECORDS

MOST OPPONENT FUMBLE RECOVERIES

CAREER

27	Jason Taylor (1997-2007, 2009, 2011)
16	Bob Baumhower (1977-86)
15	Dick Anderson (1968-77)
14	Vern Den Herder (1971-82)
13	Glenn Blackwood (1979-87)

SEASON

5	Dick Anderson (1972)
5	Bud Brown (1985)
4	12 times (last: Kiko Alonso, 2016)

GAME

2	Tom Nomina (11/13/66 at Kansas City), 0 yards
2	Art Powell (10/18/70 at Buffalo), 0 yards
2	Jim Riley (11/7/76 vs. Buffalo), 0 yards
2	Jeris White (11/28/76 at Cleveland), 0 yards
2	Bob Baumhower (12/11/77 at New England), 0 yards
2	Tim Foley (11/29/79 vs. New England), 2 yards
2	Glenn Blackwood (10/19/80 vs. Buffalo), 0 yards
2	Doug Betters (11/6/83 at San Francisco), 0 yards
2	Bud Brown (9/8/85 vs. Houston), 6 yards
2	Bryan Cox (10/31/93 vs. Kansas City), 1 yard
2	Jason Taylor (10/7/01 vs. New England), 1 yard, 1 TD
2	Reshad Jones (12/23/12 vs. Buffalo), 24 yards
2	Reshad Jones (10/8/17 vs. Tennessee), 38 yards

FUMBLE RETURNS FOR TOUCHDOWNS

85t	Jason Taylor (9/11/05 vs. Denver), Jake Plummer
59t	Trell Hooper (10/11/87 vs. Kansas City), Robert Parker
55t	Liffort Hobley (10/11/87 vs. Kansas City), Chris Smith
50t	Cortland Finnegan (9/28/14 at Oakland in London), Matt McGloin
48t	Renaldo Hill (11/19/06 vs. Minnesota), Chester Taylor
48t	Jason Taylor (11/1/09 at N.Y. Jets), Shonn Greene
44t	Don Bessillieu (10/19/80 vs. Buffalo), Joe Cribbs
43t	Michael Lehan (12/2/07 vs. N.Y. Jets), Kellen Clemens
38t	Reshad Jones (10/8/17 vs. Tennessee), Matt Cassel
37t	Pat Johnson (12/24/95 at St. Louis), Todd Kinchen
35t	Dick Anderson (10/15/72 vs. San Diego), Mke Garrett
34t	Jason Taylor (11/27/03 at Dallas), Quincy Carter
29t	Jason Taylor (10/1/00 at Cincinnati), Akili Smith
25t	Mike Kozlowski (12/6/81 vs. New England), Sam Cunningham
22t	Terrell Buckley (10/27/97 vs. Chicago), Ricky Proehl
21t	Bob Baumhower (10/7/84 at Pittsburgh), Mark Malone
20t	Sam Madison (10/8/00 vs. Buffalo), Sammy Morris
19t	Liffort Hobley (10/9/88 at L.A. Raiders), Vance Mueller
15t	Jimmy Warren off lateral from Bob Neff, (12/16/67 vs. Boston), Jim Nance
14t	Reshad Jones (11/26/17 at New England), Tom Brady
13t	Nick Buoniconti (9/30/73 vs. New England), John Tarver
13t	Bob Baumhower (10/9/78 vs. Cincinnati), Dave Turner
13t	Brian Sochia (12/30/90 vs. Indianapolis), Jeff George
10t	Willie West (10/6/68 at Houston), Bob Davis
10t	Sean Hill (9/1/96 vs. New England), Louis Oliver
7t	Bob Brudzinski (10/27/85 at Detroit), Eric Hipple
4t	O.J. McDuffie (10/12/97 at N.Y. Jets), Charles Jordan
4t	Jason Taylor (9/13/99 at Denver), Brian Griese
2t	Randy McMichael (10/12/03 at Jacksonville), Obafemi Ayanbadejo
1t	Cliff Odom (10/28/90 at Indianapolis), Jack Trudeau

1t	Jason Taylor (10/7/01 vs. New England), Tom Brady
1t	Derrick Pope (11/28/04 at San Francisco), Tim Rattay
0t	Chuck Klingbeil (9/22/91 vs. Green Bay), Don Majkowski
0t	Scott Miller (9/1/96 vs. New England), Stanley Pritchett
0t	Tim Bowens (11/30/97 at Oakland), Jeff George
0t	Travis Minor (10/28/01 at Seattle), Jay Fiedler
0t	Trent Gamble (9/8/02 vs. Detroit), Chris Cash
0t	Koa Misi (9/19/10 at Minnesota), Brett Favre

FUMBLE RETURNS FOR TOUCHDOWNS

CAREER

6	Jason Taylor (1997-2007, 2009, 2011)
2	Bob Baumhower (1977-86)
2	Liffort Hobley (1987-93)
2	Reshad Jones (2010-17)

TAKEAWAYS

(interceptions/fumble recoveries)

MOST TAKEAWAYS

CAREER

51	Dick Anderson (1968-77), 34 INTs, 17 FRs
42	Jake Scott (1970-75), 35 INTs, 7 FRs
41	Glenn Blackwood (1979-87), 29 INTs, 12 FRs
35	Sam Madison (1997-05), 31 INTs, 4 FRs
35	Jason Taylor (1997-2007, 2009, 2011), 8 INTs, 27 FRs

SEASON

11	Dick Anderson (1970), 8 INTs, 3 FRs
11	Jake Scott (1974), 8 INTs, 3 FRs
10	Dick Westmoreland (1967), 10 INTs
9	Dick Anderson (1968), 8 INTs, 1 FR
9	Dick Anderson (1972), 3 INTs, 6 FRs
9	Terrell Buckley (1998), 8 INTs, 1 FR

GAME

4	Dick Anderson (12/3/73 vs. Pittsburgh), 4 INTs
4	Jeris White (11/26/76 at Cleveland), 2 INTs, 2 FRs

MOST TAKEAWAYS BY A ROOKIE

SEASON

9	Dick Anderson (1968), 8 INTs, 1 FR
7	Lloyd Mumphord (1969), 5 INTs, 2 FRs
7	Curtis Johnson (1970), 3 INTs, 4 FRs
7	Jarvis Williams (1988), 4 INTs, 3 FRs

GAME

3	Lloyd Mumphord (12/7/69 vs. Denver), 2 INTs, 1 FR
---	---

BLOCKED KICKS

MOST BLOCKED KICKS

CAREER

9	Curtis Johnson (1970-78), 6 FGs, 2 Punts, 1 PAT
8	Lloyd Mumphord (1969-74), 7 FGs, 1 Punt
5	Vern Den Herder (1971-82), 4 FGs, 1 Punt
5	William Judson (1982-89), 3 FGs, 2 Punts
5	Jeff Cross (1988-95), 3 FGs, 1 Punt, 1 PAT

SEASON

4	Wahoo McDaniel (1966), 1 FG, 3 PATs
3	Frank Cornish (1970), 2 FGs, 1 PAT
3	Curtis Johnson (1972), 1 FG, 2 Punts
3	Shane Burton (1998), 3 FGs



INDIVIDUAL RECORDS

MOST BLOCKED FIELD GOALS

CAREER

7	Lloyd Mumphord (1969-74)
6	Curtis Johnson (1970-78)
4	Vern Den Herder (1971-82)
4	Bob Baumhower (1977-86)

SEASON

3 Shane Burton (1998)

BLOCKED FIELD GOAL RETURNS FOR TOUCHDOWNS

51t	Lloyd Mumphord (12/6/70 vs. Boston), Gino Capelletti
47t	Curtis Johnson (12/19/71 vs. Green Bay), Tim Webster

LONGEST SHORT FIELD GOAL RETURNS

50 Jake Scott (12/6/70 vs. Boston), Gino Capelletti

MOST BLOCKED PUNTS

CAREER

3	Tim Foley (1970-80)
3	Jimmy Wilson (2011-14)
2	Curtis Johnson (1970-78)
2	William Judson (1982-89)
2	Marc Logan (1989-91)
2	Terrence Fede (2014-17)

SEASON

2	Curtis Johnson (1972)
2	Tim Foley (1973)
2	Marc Logan (1991)

BLOCKED PUNT RETURNS FOR TOUCHDOWNS

19t	Mark Higgs (10/18/90 vs. New England), Brian Hansen
11t	Walt Aikens (12/17/16 at N.Y. Jets), Lachlan Edwards
8t	Tim Foley (11/11/73 vs. Baltimore), David Lee
*5t	Charlie Babb (12/24/72 vs. Cleveland), Don Cockroft
5t	Tim Foley (11/11/73 vs. Baltimore), David Lee
0t	Lex Hilliard (11/20/11 vs. Buffalo), Brian Moorman
0t	Olivier Vernon (10/28/12 at N.Y. Jets), Robert Malone

MOST BLOCKED POINTS AFTER TOUCHDOWNS

CAREER

3	Wahoo McDaniel (1966-68)
3	Doug Betters (1978-87)

DEFENSIVE 2-POINT CONVERSIONS

1 **Walt Aikens (12/11/16 vs. Arizona), returned blocked PAT (Jordan Phillips)**

TEAM RECORDS

* - Playoff Game

** - Super Bowl

- Record includes game on 11/30/69 played at Tampa's Tampa Stadium and games on 10/28/07, 10/4/15 and 10/11/17 played at London's Wembley Stadium that were designated as home games

^ - Record includes game on 9/28/14 played at London's Wembley Stadium that was designated as a road game.

CHAMPIONSHIPS

SUPER BOWL

2 1972, 1973

AMERICAN FOOTBALL CONFERENCE

5 1971, 1972, 1973, 1982, 1984

AFC EASTERN DIVISION

13 1971, 1972, 1973, 1974, 1979, 1981, 1983, 1984, 1985, 1992, 1994, 2000, 2008

PLAYOFF BERTHS

23 1970, 1971, 1972, 1973, 1974, 1978, 1979, 1981, 1982, 1983, 1984, 1985, 1990, 1992, 1994, 1995, 1997, 1998, 1999, 2000, 2001, 2008, 2016

GAMES

REGULAR SEASON RECORD

450-355-4 (.559)

PLAYOFF RECORD

20-21 (.488)

OVERALL RECORD

470-376-4 (.555)

HOME REGULAR-SEASON RECORD

257-144-3 (.640)#

ORANGE BOWL REGULAR-SEASON RECORD:

110-38-3 (.738)

HARD ROCK STADIUM REGULAR-SEASON RECORD

147-102 (.590)

HOME PLAYOFF RECORD

15-7 (.682)

ORANGE BOWL PLAYOFF RECORD

10-4 (.714)



TEAM RECORDS

HARD ROCK STADIUM PLAYOFF RECORD

5-3 (.625)

HOME OVERALL RECORD

272-151-3 (.642)#

ORANGE BOWL OVERALL RECORD

120-42-3 (.736)

HARD ROCK STADIUM OVERALL RECORD

152-108 (.585)

ROAD REGULAR-SEASON RECORD

193-211-1 (.478)^

ROAD PLAYOFF RECORD

5-14 (.263)

ROAD OVERALL RECORD

198-225-1 (.468)^

MOST WINS IN A SEASON

17 in 1972 (14 regular season, 3 playoffs)
16 in 1984 (14 regular season, 2 playoffs)

BEST SEASON WINNING PERCENTAGE

1.000 in 1972 (14-0 regular season, 3-0 playoffs)

FEWEST WINS IN A SEASON

1 in 2007

LOWEST SEASON WINNING PERCENTAGE

.063 in 2007 (1-15)

CONSECUTIVES

MOST WINS

18 1st in 1972 through 1st in 1973

MOST REGULAR SEASON WINS

16 14th in 1971 through 1st in 1973
16 12th in 1983 through 11th in 1984

MOST HOME WINS

31 10/17/71 through 12/15/74

MOST REGULAR-SEASON HOME WINS

27 10/17/71 through 12/15/74

MOST ROAD WINS

9 9/17/72 through 1/14/73

MOST REGULAR-SEASON ROAD WINS

7 9/17/72 through 12/10/72
7 12/4/83 through 11/4/84

MOST WINS IN A SERIES

20 vs. Buffalo, 1970-79

MOST PRESEASON WINS

11 5th in 1975 through 3rd in 1977

MOST LOSSES

16 14th in 2006 through 13th in 2007

MOST REGULAR-SEASON LOSSES

16 14th in 2006 through 13th in 2007

MOST HOME LOSSES

7 12/25/06 through 12/2/07
7 11/18/10 through 10/23/11

MOST ROAD LOSSES

11 12/17/06 through 9/14/08

MOST LOSSES IN A SERIES

8 vs. N.Y. Jets, 1966-69
8 vs. N.Y. Jets, 1998-2001

MOST PRESEASON LOSSES

7 5th in 1988 through 2nd in 1990

SCORING

MOST POINTS SCORED

Season	513	1984
Game	55	11/24/77 at St. Louis

FEWEST POINTS SCORED

Season	198	1982 (9 games)
	213	1966
Game	0	22 times, last 10/26/17 at Baltimore

MOST POINTS ALLOWED

Season	437	2007
	407	1967 (14 games)
Game	*62	1/15/00 at Jacksonville
	58	9/18/66 at Buffalo
	51	9/21/86 at N.Y. Jets
	50	9/7/86 at San Diego

FEWEST POINTS ALLOWED

Season	131	1982 (9 games)
	150	1973 (14 games)
Game	0	26 times, last 11/2/14 vs. San Diego

MOST POINTS, BOTH TEAMS

Game	96	at N.Y. Jets 51, Miami 45, ot (9/21/86)
	81	Buffalo 47, at Miami 34 (11/19/93)
	80	New Orleans 46, Miami 34 (10/25/09)

FEWEST POINTS, BOTH TEAMS

Game	3	at New England 3, Miami 0 (12/12/82)
	3	at Pittsburgh 3, Miami 0 (11/26/07)
	9	New England 6, at Miami 3 (11/20/88)

MOST DECISIVE WIN

Game	52	52-0 vs. New England (11/12/72)
	44	44-0 vs. Baltimore (11/11/73)
	43	43-0 at N.Y. Jets (10/19/75)
	42	42-0 at Baltimore (9/10/78)
	42	45-3 vs. N.Y. Jets (11/24/86)
	42	42-0 vs. Kansas City (10/11/87)



TEAM RECORDS

MOST DECISIVE LOSS

Game	*55	62-7 at Jacksonville (1/15/00)
	45	48-3 vs. Kansas City (9/28/68)
	41	41-0 at Kansas City (10/8/67)
	41	41-0 at Indianapolis (12/14/97)

MOST TOUCHDOWNS SCORED

Season	70	1984
Game	8	11/24/77 at St. Louis

FEWEST TOUCHDOWNS SCORED

Season	26	1966, 2006, 2010
---------------	----	------------------

MOST TOUCHDOWNS ALLOWED

Season	53	1967
Game	8	9/18/66 at Buffalo
	*8	1/15/00 at Jacksonville

FEWEST TOUCHDOWNS ALLOWED

Season	15	1973
---------------	----	------

MOST TOUCHDOWNS SCORED BY

RUSHING

Season	26	1972, 1975
Game	4	11 times, last 9/16/13 vs. Oakland

PASSING

Season	49	1984
Game	6	11/24/77 at St. Louis
	6	9/21/86 at N.Y. Jets

INTERCEPTION

Season	5	2001
	4	1966, 1998
Game	2	12/3/73 vs. Pittsburgh
	2	9/12/82 at N.Y. Jets
	2	12/16/83 vs. N.Y. Jets
	2	12/6/98 at Oakland
	2	10/26/14 at Jacksonville

KICKOFF RETURN

Season	2	2009
Game	2	11/1/09 at N.Y. Jets

PUNT RETURN

Season	2	1993
---------------	---	------

FUMBLE RETURN

Season	3	1997
	2	1987, 1990, 1996, 2000, 2001, 2003, 2017
Game	2	10/11/87 vs. Kansas City
	2	9/1/96 vs. New England

BLOCKED PUNT RETURN

Season	2	1973
Game	2	11/11/73 vs. Baltimore

FEWEST TOUCHDOWNS SCORED BY

RUSHING

Season	4	2017
---------------	---	------

PASSING

Season	8	1982 (9 games)
	12	1969
	12	2007

MOST TOUCHDOWNS ALLOWED BY

RUSHING

Season	23	1986
Game	5	9/4/88 at Chicago

PASSING

Season	31	1967, 2015
Game	6	10/21/07 vs. New England

INTERCEPTION

Season	8	2004
Game	2	12/18/88 at Pittsburgh
	2	11/23/97 at New England
	2	10/17/99 at New England
	2	11/18/01 vs. N.Y. Jets
	2	10/25/09 vs. New Orleans
	2	10/26/17 at Baltimore

KICKOFF RETURN

Season	2	1994, 2007, 2010
---------------	---	------------------

PUNT RETURN

Season	2	2008
---------------	---	------

FUMBLE RETURN

Season	3	1974
	2	1991, 1992, 1993, 1998, 1999, 2007, 2017

BLOCKED FIELD GOAL RETURN

Season	1	1979, 1989, 2010, 2014
---------------	---	------------------------

FEWEST TOUCHDOWNS ALLOWED BY

RUSHING

Season	6	1998, 1999
---------------	---	------------

PASSING

Season	5	1973
---------------	---	------

MOST POINTS AFTER TOUCHDOWN SCORED

Season	66	1984
Game	7	11/12/72 vs. New England
	7	11/24/77 at St. Louis
	7	9/3/95 vs. N.Y. Jets
	7	9/8/02 vs. Detroit

MOST POINTS AFTER TOUCHDOWN SCORED, OPPONENT

Season	49	2007
Game	*8	1/15/00 at Jacksonville
	7	9/18/66 at Buffalo
	7	10/21/07 vs. New England

MOST FIELD GOALS SCORED

Season	39	1999
Game	6	10/17/99 at New England

MOST FIELD GOALS SCORED, OPPONENT

Season	34	2013
---------------	----	------



TEAM RECORDS

Game	5	9/28/69 at Houston
	5	9/25/88 at Indianapolis
	*5	1/17/93 vs. Buffalo
	5	10/13/02 at Denver
	5	9/7/03 vs. Houston
	5	10/7/07 at Houston
	5	9/14/14 at Buffalo
	5	9/29/16 at Cincinnati
	5	12/24/17 at Kansas City

MOST SAFETIES SCORED

Season	3	2005
	3	2014
	2	1978
	2	2017
Game	2	12/3/17 vs. Denver

MOST SAFETIES SCORED, OPPONENT

Season	4	2015
Game	1	31 times, last 12/27/15 vs. Indianapolis

MOST 2-POINT CONVERSION ATTEMPTS

Season	10	1994
Game	4	at Indianapolis, 11/26/95

MOST 2-POINT CONVERSION ATTEMPTS, OPPONENT

Season	5	1995, 2009, 2016
Game	2	Five times, last 11/1/09 at N.Y. Jets

MOST 2-POINT CONVERSIONS

Season	6	1994
Game	2	at Indianapolis, 11/26/95

MOST 2-POINT CONVERSIONS, OPPONENT

Season	5	2016
Game	1	27 times, last 1/11/17 vs. New England

SCORE BY QUARTERS, DOLPHINS

1st –	21	12/20/70 vs. Buffalo
	21	10/2/77 vs. Houston
	21	12/5/04 vs. Buffalo
	21	10/25/15 vs. Houston
2nd –	28	12/17/67 vs. Boston
	24	10/23/77 vs. Seattle
	24	10/29/78 vs. Baltimore
	24	11/20/83 vs. Baltimore
	24	10/9/88 at L.A. Raiders
	24	12/1/91 vs. Tampa Bay
3rd –	21	11/3/74 vs. Atlanta
	21	9/12/82 at N.Y. Jets
	21	9/2/84 at Washington
	21	10/11/87 vs. Kansas City
	21	11/12/89 at N.Y. Jets
	21	10/18/92 vs. New England
	21	12/12/94 vs. Kansas City
	21	9/3/95 vs. N.Y. Jets
	21	10/29/00 vs. Green Bay
	21	11/1/09 at N.Y. Jets
	21	12/4/11 vs. Oakland
	21	12/17/16 at N.Y. Jets
4th –	25	10/10/99 at Indianapolis
	24	11/25/01 at Buffalo
	23	12/21/14 vs. Minnesota

SCORE BY QUARTERS, OPPONENT

1st –	24	9/28/68 vs. Kansas City
	*24	1/2/82 vs. San Diego
	*24	1/15/00 at Jacksonville
	24	12/9/07 at Buffalo
2nd –	31	12/14/97 at Indianapolis
	28	9/21/86 at N.Y. Jets
	28	10/21/07 vs. New England
3rd –	24	12/14/14 at New England
	21	12/19/93 vs. Buffalo
	21	12/4/94 vs. Buffalo
	21	10/5/10 vs. New England
	21	11/13/17 at Carolina
	21	10/14/18 vs. Chicago
4th –	30	10/23/00 at N.Y. Jets
	28	10/2/66 at San Diego
	28	12/15/91 at San Diego

SCORE BY QUARTERS, BOTH TEAMS

1st –	35	12/5/04 vs. Buffalo
		Miami 21, Buffalo 14
	27	9/28/68 vs. Kansas City
		Kansas City 24, Miami 3
2nd –	42	9/21/86 at N.Y. Jets
		N.Y. Jets 28, Miami 14
	35	9/3/95 vs. N.Y. Jets
		Miami 21, N.Y. Jets 14
	35	10/21/07 vs. New England
		New England 28, Miami 7
3rd –	37	11/1/09 at N.Y. Jets
		Miami 21, N.Y. Jets 16
	29	9/4/94 vs. New England
		Miami 15, New England 14
	28	12/10/67 vs. San Diego
		Miami 14, San Diego 14
	28	12/19/93 vs. Buffalo
		Buffalo 21, Miami 7
	28	11/27/94 at N.Y. Jets
		Miami 14, N.Y. Jets 14
	28	12/18/13 at Pittsburgh
		Miami 14, Pittsburgh 14
	28	12/24/16 at Buffalo
		Miami 14, Buffalo 14
	28	11/13/17 at Carolina
		Miami 7, Carolina 21
4th –	41	12/21/14 vs. Minnesota
		Miami 23, Minnesota 18
	39	10/10/99 at Indianapolis
		Miami 25, Indianapolis 14
	37	10/23/00 at N.Y. Jets
		N.Y. Jets 30, Miami 7

MOST CONSECUTIVE QUARTERS HELD SCORELESS BY DOLPHINS

13 1973, 3rd Q in 8th through 3rd Q in 11th

MOST CONSECUTIVE QUARTERS HELD SCORELESS BY OPPONENT

11 1970, 1st Q in 6th through 3rd Q in 8th



TEAM RECORDS

SCORE BY HALVES, DOLPHINS

1st –	41	10/25/15 vs. Houston
	35	12/17/67 vs. Boston
	31	12/20/70 vs. Buffalo
	31	12/2/85 vs. Chicago
	31	12/7/86 at New Orleans
2nd –	31	9/22/85 vs. Kansas City
	31	12/12/94 vs. Kansas City
	31	9/3/95 vs. N.Y. Jets

SCORE BY HALVES, OPPONENT

1st –	48	9/18/66 at Buffalo
2nd –	38	10/2/66 at San Diego
	36	10/25/09 vs. New Orleans

SCORE BY HALVES, BOTH TEAMS

1st –	58	9/18/66 at Buffalo
		Buffalo 48, Miami 10
	52	9/21/86 at N.Y. Jets
		N.Y. Jets 31, Miami 21
	52	12/21/08 at Kansas City
	Kansas City 28, Miami 24	
2nd –	52	10/9/83 vs. Buffalo
		Miami 28, Buffalo 24

TIME OF POSSESSION (SINCE 1977)

HIGHEST TIME OF POSSESSION

Season	32:38	1979
Game	45:07	9/21/09 vs. Indianapolis
	43:39	12/7/87 vs. N.Y. Jets
	41:55	12/16/96 vs. Buffalo

LOWEST TIME OF POSSESSION

Season	27:02	1988
Game	14:28	9/4/88 at Chicago
	16:32	10/1/89 at Houston
	18:02	10/27/96 vs. Dallas

HIGHEST TIME OF POSSESSION ALLOWED

Season	32:58	1988
Game	46:29	10/4/81 vs. N.Y. Jets (OT)
	45:32	9/4/88 at Chicago
	44:53	10/27/97 vs. Chicago (OT)

LOWEST TIME OF POSSESSION ALLOWED

Season	27:22	1979
Game	14:53	9/21/09 vs. Indianapolis
	16:21	12/7/87 vs. N.Y. Jets
	18:05	12/16/96 vs. Buffalo

SCORING DRIVES

LONGEST SCORING DRIVES

BY PLAYS

21	1/1/12 vs. N.Y. Jets (TD, 94 yards, 12:29)
18	11/11/07 vs. Buffalo (TD, 80 yards, 9:45)
18	9/14/08 at Arizona (TD, 89 yards, 7:04)
18	12/27/09 vs. Houston (FG, 61 yards, 4:18)
17	six times (last: 12/17/17 at Buffalo [FG, 78 yards, 3:54])

BY YARDS

99	9/10/78 at Baltimore (TD, 7 plays, 3:53)
99	9/24/89 vs. N.Y. Jets (TD, 7 plays, 1:27)
98	9/9/18 vs. Tennessee (TD, 12 plays, 5:21)

97	12/15/02 vs. Oakland (TD, 13 plays, 7:53)
97	12/28/14 vs. N.Y. Jets (TD, 1 play, 0:14)
97	10/18/15 at Tennessee (TD, 9 plays, 5:30)

BY TIME OF POSSESSION

12:29	1/1/12 vs. N.Y. Jets (TD, 21 plays, 94)
10:30	10/16/94 vs. L.A. Raiders (FG, 10 plays, 65 yards)
10:16	12/10/01 vs. Indianapolis (TD, 15 plays, 78 yards)
10:09	11/9/09 at New England (TD, 16 plays, 66 yards)
10:01	10/27/74 vs. Baltimore (FG, 16 plays, 73 yards)

LONGEST SCORING DRIVES, OPPONENTS

BY PLAYS

20	11/24/97 at Chicago (FG, 77 yards, 11:07)
19	Seven times, last: 12/22/13 at Buffalo (FG, 92 yards, 9:16)

BY YARDS

99	12/11/76 vs. Minnesota (TD, 16 plays, 9:07)
99	10/27/80 at N.Y. Jets (TD, 17 plays, 9:22)
99	9/30/01 at St. Louis (TD, 11 plays, 5:36)
99	9/12/11 vs. New England (TD, 1 play, 0:13)
99	12/11/16 vs. Arizona (TD, 12 plays, 6:43)

BY TIME OF POSSESSION

12:45	12/14/75 at Baltimore (FG, 17 plays, 82 yards)
11:07	11/24/91 at Chicago (FG, 20 plays, 77 yards)
11:05	12/16/01 at San Francisco (TD, 17 plays, 98 yards)

FIRST DOWNS

MOST FIRST DOWNS

Season	387	1984
Game	36	12/21/14 vs. Minnesota
	34	11/24/77 at St. Louis
	34	12/12/88 vs. Cleveland

FEWEST FIRST DOWNS

Season	200	1966
Game	6	11/14/99 at Buffalo
	6	12/12/10 at N.Y. Jets
	6	12/22/13 at Buffalo

MOST FIRST DOWNS ALLOWED

Season	359	1988
Game	39	11/27/88 at N.Y. Jets
	*34	1/2/82 vs. San Diego
	34	11/18/84 at San Diego

FEWEST FIRST DOWNS ALLOWED

Season	147	1982 (9 games)
	186	1972
Game	4	11/11/73 vs. Baltimore
	5	9/2/79 at Buffalo
	7	9/24/72 vs. Houston
	7	10/28/90 at Indianapolis

MOST FIRST DOWNS, BOTH TEAMS

Season	701	1984
Game	*59	1/2/82 vs. San Diego
	59	10/9/83 vs. Buffalo
	59	11/27/88 at N.Y. Jets



TEAM RECORDS

FEWEST FIRST DOWNS, BOTH TEAMS

Season	312	1982 (9 games)
Game	15	11/9/69 at Boston
	20	12/12/10 at N.Y. Jets
	21	Three times, last 11/11/73 vs. Baltimore

MOST FIRST DOWNS

BY RUSHING

Season	170	1972
Game	19	10/29/72 at Baltimore
	19	11/24/77 at St. Louis

BY PASSING

Season	250	1986
Game	26	12/12/88 vs. Cleveland
	24	9/15/85 vs. Indianapolis
	24	9/21/86 at N.Y. Jets
	24	11/16/86 at Buffalo
	24	9/24/89 vs. N.Y. Jets

BY PENALTY

Season	37	2012
Game	7	11/8/15 at Buffalo
	6	12/4/66 at Denver
	6	11/26/67 vs. Buffalo
	6	9/8/96 at Arizona
	6	12/21/14 vs. Minnesota
	6	10/22/17 vs. N.Y. Jets

FEWEST FIRST DOWNS

BY RUSHING

Season	61	2013
Game	0	10/15/67 at Boston
	*0	1/15/00 at Jacksonville
	*0	1/6/01 at Oakland
	0	9/19/04 at Cincinnati
	0	10/6/13 vs. Baltimore
	0	9/20/15 at Jacksonville
	0	11/24/15 at N.Y. Jets
	0	9/24/17 at N.Y. Jets

BY PASSING

Season	91	1973
Game	1	9/4/83 at Buffalo

BY PENALTY

Season	12	2013
	13	1973
	13	2008

MOST FIRST DOWNS ALLOWED

BY RUSHING

Season	155	1988
Game	**24	1/30/83 vs. Washington
	*18	12/30/95 at Buffalo
	17	Three times, last 1988

BY PASSING

Season	215	2012
Game	23	11/27/88 at N.Y. Jets
	22	11/4/12 at Indianapolis

BY PENALTY

Season	42	2005
Game	7	10/9/83 vs. Buffalo
	7	10/23/00 at N.Y. Jets (OT)
	7	11/13/16 at San Diego

FEWEST FIRST DOWNS ALLOWED

BY RUSHING

Season	66	1969
Game	0	12/20/70 vs. Buffalo
	0	10/13/74 at Washington
	*0	1/9/00 at Seattle
	0	9/14/03 at N.Y. Jets
	0	11/23/06 at Detroit
	0	11/2/08 at Denver
	0	10/4/09 vs. Buffalo
	0	9/30/12 at Arizona

BY PASSING

Season	78	1973
Game	0	12/8/68 vs. Boston
	1	11/5/79 vs. Houston
	1	12/12/82 at New England

BY PENALTY

Season	8	1973, 1974
---------------	---	------------

TOTAL NET YARDS

MOST NET YARDS

Season	6,936	1984
Game	584	10/23/88 vs. N.Y. Jets
	*569	1/6/85 vs. Pittsburgh
	552	9/30/84 at St. Louis
	552	10/21/84 at New England

FEWEST NET YARDS

Season	2,658	1982 (9 games)
	3,458	1966
Game	88	10/12/80 at New England
	101	11/14/99 at Buffalo
	103	12/22/13 at Buffalo

MOST NET YARDS ALLOWED

Season	6,122	2016
Game	622	9/12/11 vs. New England
	597	11/27/88 at N.Y. Jets
	593	10/3/76 vs. Los Angeles

FEWEST NET YARDS ALLOWED

Season	2,312	1982 (9 games)
	3,281	1973
Game	76	10/21/73 vs. Buffalo
	117	10/17/71 vs. New England
	118	10/16/66 vs. Denver
	118	9/21/03 vs. Buffalo

MOST NET YARDS GAINED, BOTH TEAMS

Season	12,374	1986
Game	1,110	9/12/11 vs. New England
	1,066	9/21/86 at N.Y. Jets



TEAM RECORDS

FEWEST NET YARDS GAINED, BOTH TEAMS

Season	4,970	1982 (9 games)
	6,076	1973
Game	335	10/16/66 vs. Denver

RUSHING

MOST RUSHING YARDS

Season	2,960	1972
Game	315	11/11/73 vs. Baltimore
	304	12/3/72 at New England
	302	10/24/71 at N.Y. Jets
	302	11/7/71 vs. Buffalo
	301	9/30/73 vs. New England

FEWEST RUSHING YARDS

Season	1,205	1988
Game	2	11/11/13 at Tampa Bay
	7	11/19/06 vs. Minnesota
	12	11/29/15 at N.Y. Jets
	14	11/19/90 vs. L.A. Raiders
	*14	1/9/99 at Denver
	14	12/23/13 at Buffalo

MOST RUSHING YARDS ALLOWED

Season	2,506	1988
Game	*341	12/30/95 at Buffalo
	305	12/18/88 at Pittsburgh
	299	9/30/07 vs. Oakland

FEWEST RUSHING YARDS ALLOWED

Season	1,285	1982 (9 games)
	1,430	1994
Game	14	11/2/08 at Denver
	16	9/2/66 vs. Oakland
	16	11/28/10 at Oakland

MOST RUSHING YARDS, BOTH TEAMS

Season	4,627	1978
Game	533	12/24/16 at Buffalo
	508	11/7/71 vs. Buffalo
	487	12/5/76 vs. Buffalo

FEWEST RUSHING YARDS, BOTH TEAMS

Season	2,629	1982 (9 games)
Game	67	9/8/13 at Cleveland
	74	11/23/98 at New England
	79	12/19/99 vs. San Diego

MOST RUSHING ATTEMPTS

Season	613	1972
Game	58	10/5/75 at Green Bay
	56	9/12/82 at N.Y. Jets
	55	11/24/77 at St. Louis

FEWEST RUSHING ATTEMPTS

Season	326	1967
Game	*8	1/8/95 at San Diego
	**9	1/20/85 vs. San Francisco
	9	9/7/86 at San Diego
	9	11/29/15 at N.Y. Jets
	10	9/4/88 at Chicago
	10	12/2/90 at Washington

MOST RUSHING ATTEMPTS, OPPONENT

Season	557	1988
Game	*59	1/12/86 vs. New England
	54	9/4/88 at Chicago
	**52	1/30/83 vs. Washington
	*52	12/30/95 at Buffalo

FEWEST RUSHING ATTEMPTS, OPPONENT

Season	293	1982 (9 games)
	387	1970
Game	7	9/4/94 at Green Bay
	10	11/23/06 at Detroit
	10	12/11/17 vs. New England
	11	9/14/03 at N.Y. Jets
	11	9/21/09 vs. Indianapolis

HIGHEST RUSHING AVERAGE

Season	5.00	1971
	4.97	1973

LOWEST RUSHING AVERAGE

Season	3.12	1997
	3.27	1999

HIGHEST RUSHING AVERAGE, OPPONENT

Season	4.88	1968
	4.84	2016

LOWEST RUSHING AVERAGE, OPPONENT

Season	3.29	2003
	3.51	2006

PASSING

MOST NET YARDS PASSING

Season	5,018	1984
Game	521	10/23/88 vs. N.Y. Jets
	456	9/4/94 vs. New England
	446	9/24/89 vs. N.Y. Jets

FEWEST NET YARDS PASSING

Season	1,314	1982 (9 games)
	1,582	1973
Game	22	11/23/69 vs. Houston
	*26	12/30/73 vs. Oakland
	26	9/4/83 at Buffalo

MOST NET YARDS PASSING ALLOWED

Season	4,000	2015
Game	516	9/12/11 vs. New England
	449	9/21/86 at N.Y. Jets
	427	10/1/67 at N.Y. Jets

FEWEST NET YARDS PASSING ALLOWED

Season	1,027	1982 (9 games)
	1,290	1973
Game	1	10/21/73 vs. Buffalo
	11	11/5/79 vs. Houston
	13	12/12/82 at New England

MOST NET YARDS PASSING, BOTH TEAMS

Season	8,336	1986
Game	884	9/21/86 at N.Y. Jets



TEAM RECORDS

FEWEST NET YARDS PASSING, BOTH TEAMS

Season	2,341	1982 (9 games)
	2,872	1973
Game	72	12/12/82 at New England

MOST GROSS YARDS PASSING

Season	5,146	1984
Game	521	10/23/88 vs. N.Y. Jets
	473	9/4/94 vs. New England
	470	12/2/84 vs. L.A. Raiders

FEWEST GROSS YARDS PASSING

Season	1,401	1982 (9 games)
	1,675	1973
Game	*34	12/30/73 vs. Oakland
	46	9/4/83 at Buffalo
	46	12/21/03 at Buffalo

MOST GROSS YARDS PASSING ALLOWED

Season	4,223	2011
Game	517	9/12/11 vs. New England
	479	9/21/86 at N.Y. Jets
	440	10/1/67 at N.Y. Jets

FEWEST GROSS YARDS PASSING ALLOWED

Season	1,281	1982 (9 games)
	1,604	1973
Game	13	12/12/82 at New England
	25	11/5/79 vs. Houston
	35	12/9/73 at Baltimore

MOST PASS ATTEMPTS

Season	645	1986
Game	*66	12/30/95 at Buffalo
	65	12/4/05 vs. Buffalo
	62	10/22/06 vs. Green Bay

FEWEST PASS ATTEMPTS

Season	238	1982 (9 games)
	256	1973
Game	*6	12/30/73 vs. Oakland
	**7	1/13/74 vs. Minnesota
	*8	1/2/72 vs. Baltimore

MOST PASS ATTEMPTS, OPPONENT

Season	600	2012
Game	59	10/23/00 at N.Y. Jets (OT)
	58	10/4/92 at Buffalo
	56	11/18/84 at San Diego
	56	9/7/14 vs. New England

FEWEST PASS ATTEMPTS, OPPONENT

Season	226	1982 (9 games)
	320	1973
Game	5	12/12/82 at New England
	8	11/14/76 at Pittsburgh
	8	12/9/73 at Baltimore

MOST PASS COMPLETIONS

Season	394	2014
Game	39	11/16/86 at Buffalo
	38	11/23/97 at New England
	35	six times (last: 12/21/14 vs. Minnesota)

FEWEST PASS COMPLETIONS

Season	129	1982 (9 games)
	133	1973
Game	3	10/15/73 at Cleveland
	*3	12/30/73 vs. Oakland

MOST PASS COMPLETIONS, OPPONENT

Season	368	2016
Game	38	10/9/83 vs. Buffalo
	37	11/18/84 at San Diego
	37	12/4/16 at Baltimore

FEWEST PASS COMPLETIONS, OPPONENT

Season	119	1982 (9 games)
	151	1973
Game	2	11/9/69 at Boston
	2	12/12/82 at New England
	4	11/14/76 at Pittsburgh

INTERCEPTIONS

MOST INTERCEPTIONS

Season	32	1978, 458 yards
Game	6	12/3/73 vs. Pittsburgh
	6	10/19/75 at N.Y. Jets
	6	9/10/78 at Baltimore
	6	11/21/82 at Buffalo
	6	10/16/83 at N.Y. Jets
	6	12/6/98 at Oakland

FEWEST INTERCEPTIONS

Season	8	2006, 116 yards
	9	2017, 99 yards
	10	1997, 92 yards
	10	2012, 99 yards

MOST INTERCEPTIONS, OPPONENT

Season	32	1966, 370 yards
Game	6	11/13/66 at Kansas City

FEWEST INTERCEPTIONS, OPPONENT

Season	7	2008, 130 yards
---------------	---	-----------------

MOST INTERCEPTION RETURN YARDS

Season	522	1966
Game	218	10/4/92 at Buffalo

FEWEST INTERCEPTION RETURN YARDS

Season	66	2010
	92	1997, 2004

MOST INTERCEPTION RETURN YARDS, OPPONENT

Season	596	1969
Game	160	11/23/97 at New England
	151	12/2/84 vs. L.A. Raiders
	151	11/18/01 vs. N.Y. Jets

FEWEST INTERCEPTION RETURN YARDS, OPPONENT

Season	100	1985 (16 games)
	96	1982 (9 games)



TEAM RECORDS

PENALTIES

MOST PENALTIES

Season	137	2017, 1,154 yards
	134	2015, 1,090 yards
Game	18	10/9/05 at Buffalo
	17	11/19/17 vs. Tampa Bay

MOST YARDS PENALIZED

Season	1,154	2017, on 137
	1,141	2016, on 125
Game	149	10/12/03 at Jacksonville
	145	12/31/17 vs. Buffalo
	143	10/1/95 at Cincinnati

FEWEST PENALTIES

Season	34	1982, 240 yards (9 games)
	48	1968, 485 yards (14 games)
Game	0	12/23/67 vs. Houston
	0	12/8/68 vs. Boston
	0	9/29/91 at N.Y. Jets
	*0	1/10/93 vs. San Diego
	0	12/21/98 vs. Denver
	0	9/15/13 at Indianapolis

FEWEST YARDS PENALIZED

Season	240	1982, on 34 (9 games)
	416	1973, on 52
Game	0	12/23/67 vs. Houston
	0	12/8/68 vs. Boston
	0	9/29/91 at N.Y. Jets
	*0	1/10/93 vs. San Diego
	0	12/21/98 vs. Denver
	0	9/15/13 at Indianapolis

MOST PENALTIES, OPPONENT

Season	122	2017, 1,077 yards
	121	2012, 1,045 yards
	121	2015, 1,005 yards
Game	19	12/22/85 vs. Buffalo
	17	10/18/87 at N.Y. Jets
	15	10/9/83 vs. Buffalo

MOST YARDS PENALIZED, OPPONENT

Season	1,077	2017, on 122
	1,045	2012, on 121
Game	163	10/4/15 vs. N.Y. Jets (at London)
	156	9/20/69 at Oakland
	144	11/5/67 at Buffalo

FEWEST PENALTIES, OPPONENT

Season	57	1982, 461 yards (9 games)
	59	1967, 691 yards
Game	1	18 times, last 12/15/13 vs. New England

FEWEST YARDS PENALIZED, OPPONENT

Season	461	1982, on 57 (9 games)
	525	1974, on 67
Game	2	12/15/13 vs. New England
	5	Seven times, last 10/12/08 at Houston

MOST PENALTIES, BOTH TEAMS

Season	259	2017, 2,231 yards
Game	26	12/22/85 vs. Buffalo
	26	11/19/17 vs. Tampa Bay
	25	10/9/05 at Buffalo

MOST YARDS PENALIZED, BOTH TEAMS

Season	2,231	2017, on 259
	2,095	2015, on 255
Game	243	10/4/15 vs. N.Y. Jets (at London)
	230	10/3/70 vs. Oakland
	227	11/30/69 vs. Boston (at Tampa)

FEWEST PENALTIES, BOTH TEAMS

Season	112	1967, 1,181 yards
Game	2	12/23/67 vs. Houston
	2	11/11/73 vs. Baltimore
	2	12/12/82 at New England

FEWEST YARDS PENALIZED, BOTH TEAMS

Season	1,032	1973, on 113
Game	10	11/11/73 vs. Baltimore
	10	12/12/82 at New England
	13	9/15/13 at Indianapolis

PUNTING

MOST PUNTS

Season	99	2004
Game	11	12/7/03 at New England

MOST PUNT YARDS

Season	4,380	2015, 47.6 average
Game	564	12/12/10 at N.Y. Jets
	501	12/22/13 at Buffalo

FEWEST PUNTS

Season	35	1982 (9 games)
	44	1972
Game	0	9/23/79 vs. Chicago
	0	10/12/86 vs. Buffalo
	0	12/12/88 vs. Cleveland
	0	12/28/03 vs. N.Y. Jets

MOST PUNTS, OPPONENT

Season	102	2004
Game	11	11/11/73 vs. Baltimore
	11	12/7/03 at New England

MOST PUNT YARDS, OPPONENT

Season	4,313	2011, 45.4 average
Game	475	9/20/98 vs. Pittsburgh

FEWEST PUNTS, OPPONENT

Season	40	1982 (9 games)
	52	1967
Game	0	12/17/67 vs. Boston
	0	9/21/97 at Tampa Bay
	0	11/7/10 at Baltimore
	1	18 times, last 10/21/18 vs. Detroit

MOST PUNTS, BOTH TEAMS

Season	201	2004
Game	22	12/7/03 at New England



TEAM RECORDS

FEWEST PUNTS, BOTH TEAMS

Season	75	1982
Game	1	10/12/86 vs. Buffalo
	2	9/23/79 vs. Chicago
	2	12/12/88 vs. Cleveland

HIGHEST PUNTING AVERAGE

Season	49.7	2012
x-Game	58.8	9/23/12 vs. N.Y. Jets

HIGHEST PUNTING AVERAGE, OPPONENT

Season	46.7	2008, 61 punts
x-Game	56.7	11/24/13 vs. Carolina

x - minimum 4 punts

PUNT RETURNS

MOST PUNT RETURNS

Season	55	1983, 581 yards
Game	7	10/19/69 at Kansas City
	7	9/19/04 at Cincinnati
	7	11/24/13 vs. Carolina

MOST PUNT RETURN YARDS

Season	581	1983, 55 returns
Game	123	10/19/69 at Kansas City
	123	12/13/93 vs. Pittsburgh

MOST PUNT RETURNS, OPPONENT

Season	50	2015, 526 yards
Game	9	12/12/10 at N.Y. Jets
	8	9/9/66 vs. N.Y. Jets
	8	12/24/05 vs. Tennessee

MOST PUNT RETURN YARDS, OPPONENT

Season	526	2015, 50 returns
Game	115	10/12/80 at New England
	113	11/16/08 vs. Oakland

KICKOFF RETURNS

MOST KICKOFF RETURNS

Season	78	2007, 1,552 yards
Game	9	9/18/66 at Buffalo
	9	9/7/86 at San Diego
	*9	1/12/91 at Buffalo
	*9	1/15/00 at Jacksonville
	9	12/2/07 vs. N.Y. Jets

MOST KICKOFF RETURN YARDS

Season	1,739	2009, 75 returns
Game	299	11/1/09 at N.Y. Jets
	245	12/5/71 at New England

MOST KICKOFF RETURNS, OPPONENT

Season	85	1995, 1,782 yards
Game	9	11/24/77 at St. Louis
	9	9/3/95 vs. N.Y. Jets

MOST KICKOFF RETURN YARDS, OPPONENT

Season	1,782	1995, 85 returns
Game	251	12/12/94 vs. Kansas City
	248	9/21/08 at New England

SACKS

MOST SACKS

Season	49.0	1983, 363 yards
	49.0	2005, 375 yards
	48.0	2000, 270 yards
Game	9.0-59.0	10/21/73 vs. Buffalo
	8.0-61.0	9/20/81 at Houston
	8.0-57.0	9/13/98 vs. Buffalo
	8.0-47.0	12/6/98 at Oakland
	8.0-34.0	11/28/04 at San Francisco
	8.0-53.0	11/23/06 at Detroit
	8.0-55.0	9/30/12 at Arizona

FEWEST SACKS

Season	16.0	1966, 180 yards
---------------	------	-----------------

MOST SACKS, OPPONENT

Season	58.0	2013, 399 yards
	53.0	1969, 481 yards
	52.0	1968, 441 yards
	52.0	2004, 326 yards
	52.0	2011, 334 yards
Game	9.0-53.0	10/17/99 at New England
	9.0-60.0	12/11/11 vs. Philadelphia

FEWEST SACKS, OPPONENT

Season	7.0	1988, 41 yards
---------------	-----	----------------

MOST CONSECUTIVE GAMES WITH NO SACKS ALLOWED

19 5th through 16th in 1988 and 1st through 7th in 1989

MOST SACKS, BOTH TEAMS

Season	100.0	2013, 671 yards
	93.0	2011, 573 yards

FEWEST SACKS, BOTH TEAMS

Season	31.0	1988, 208 yards
---------------	------	-----------------

FUMBLES

MOST FUMBLES

Season	42	2004
Game	8	12/9/07 at Buffalo
	7	10/6/96 vs. Seattle

MOST FUMBLES LOST

Season	20	1985
Game	5-5	9/25/83 vs. Kansas City
	*6-5	1/15/00 at Jacksonville
	4-4	10/15/67 at Boston
	5-4	11/15/70 vs. New Orleans
	4-4	9/19/71 at Denver
	*5-4	1/12/86 vs. New England
	4-4	9/7/86 at San Diego
	5-4	10/18/90 vs. New England
	4-4	12/27/98 at Atlanta

FEWEST FUMBLES

Season	12	2000
---------------	----	------

MOST FUMBLES, OPPONENT

Season	38	1971
	38	1983



TEAM RECORDS

Game	7	11/7/71 vs. Buffalo
	7	9/18/77 at Buffalo
	7	10/23/83 at Baltimore
	7	12/4/94 vs. Buffalo

MOST FUMBLES LOST, OPPONENT

Season	21	1971, 1978
--------	----	------------

TAKEAWAY/GIVEAWAY

BEST RATIO

Season	+23	1978, 53 TAs, 30 GAs
	+18	1972, 46 TAs, 28 GAs
	+17	1983, 44 TAs, 27 GAs
	+17	2008, 30 TAs, 13 GAs

WORST RATIO

Season	-18	1989, 23 TAs, 41 GAs
	-17	2004, 25 TAs, 42 GAs
	-14	2017, 15 TAs, 29 GAs

MOST TAKEAWAYS

Season	53	1978, 21 FRs, 32 INTs
	46	1966, 15 FRs, 31 INTs
	46	1972, 20 FRs, 26 INTs

FEWEST TAKEAWAYS

Season	15	2017, 6 FRs, 9 INTs
	16	2012, 6 FRs, 10 INTs
	16	2015, 3 FRs, 13 INTs
	19	2010, 8 FRs, 11 INTs
	21	1991, 9 FRs, 12 INTs
	21	2009, 6 FRs, 15 INTs

MOST TAKEAWAYS, OPPONENT

Season	44	1967, 16 FRs, 28 INTs
	42	1966, 10 FRs, 32 INTs
	42	1969, 13 FRs, 29 INTs
	42	1980, 16 FRs, 26 INTs
	42	2004, 16 FRs, 26 INTs

FEWEST TAKEAWAYS, OPPONENT

Season	13	2008, 6 FRs, 7 INTs
	19	2015, 7 FRs, 12 INTs
	20	1997, 8 FRs, 12 INTs
	23	1971, 13 FRs, 10 INTs
	23	1976, 8 FRs, 15 INTs
	23	1982, 10 FRs, 13 INTs
	23	2014, 11 FRs, 12 INTs
	23	2016, 8 FRs, 15 INTs

BLOCKED PUNTS

MOST BLOCKED PUNTS

Season	3	2014
	2	1972, 1973, 1974, 1978, 1991, 1996, 2011

ALL-TIME LEADERS

(boldface indicates active player)

RUSHING

	PLAYER	YEARS	NO.	YDS.	AVG.	LG	TD
1.	Larry Csonka	1968-74, 1979	1,506	6,737	4.5	54t	53
2.	Ricky Williams	2002-03, 2005, 2007-10	1,509	6,436	4.3	68t	48
3.	Ronnie Brown	2005-10	1,128	4,815	4.3	65t	36
4.	Mercury Morris	1969-75	754	3,877	5.1	70t	29
5.	Jim Kiick	1968-74	997	3,644	3.7	56	28
6.	Tony Nathan	1979-87	732	3,543	4.8	46	16
7.	Karim Abdul-Jabbar	1996-99	888	3,063	3.4	45	33
8.	Lamar Miller	2012-15	638	2,930	4.6	97t	19
9.	Mark Higgs	1990-94	702	2,648	3.8	31	14
10.	Delvin Williams	1978-80	643	2,632	4.1	65	13
11.	Andra Franklin	1981-84	622	2,232	3.6	29	22
12.	Benny Malone	1974-78	503	2,129	4.2	66t	16
13.	Lamar Smith	2000-01	622	2,107	3.4	68t	20
14.	Reggie Bush	2011-12	443	2,072	4.7	76t	12
15.	Bernie Parmalee	1992-98	513	1,959	3.8	47t	15
16.	Lorenzo Hampton	1985-89	500	1,949	3.9	54t	22
17.	Jay Ajayi	2015-17	447	1,924	4.3	62t	9
18.	Sammie Smith	1989-91	509	1,787	3.5	33	15
19.	Woody Bennett	1980-88	419	1,744	4.2	25	9
20.	Don Nottingham	1973-77	365	1,524	4.2	56	25
21.	Norm Bulaich	1975-79	340	1,498	4.4	63	17
22.	Daniel Thomas	2011-14	409	1,480	3.6	55	10
23.	Gary Davis	1976-79	317	1,389	4.4	65t	7
24.	Kenyan Drake	2016-18	239	1,172	4.9	66t	8
25.	Ryan Tannehill	2012-18	235	1,156	4.9	48	6
26.	Travis Minor	2001-06	277	1,133	4.1	56t	8



ALL-TIME LEADERS

RUSHING							
PLAYER	YEARS	NO.	YDS.	AVG.	LG	TD	
27.	Troy Stradford	1987-90	343	1,332	3.9	51	10
28.	Ron Davenport	1985-89	274	1,127	4.1	64	13
29.	Terry Kirby	1993-95	287	1,037	3.6	38	9
30.	Bob Griese	1967-80	261	994	3.8	35	7
31.	Sammy Morris	2004-06	240	981	4.1	55	8
32.	Irving Spikes	1994-97	252	934	3.7	49	8
33.	Leroy Harris	1977-78	214	929	4.3	77t	6
34.	Jay Fiedler	2000-04	201	834	4.1	30	11
35.	David Woodley	1980-83	173	771	4.5	29	9
36.	J.J. Johnson	1999-01	219	748	3.4	34	5
37.	Joe Carter	1984-86	118	589	5.0	35	1
38.	Stan Mitchell	1966-70	173	548	3.1	30	4
39.	Joe Auer	1966-67	165	544	3.3	41	5
40.	Marc Logan	1989-91	140	523	3.7	17	2
41.	Jesse Chatman	2005, 2007	128	515	4.0	30	1
42.	John Avery	1998-99	143	503	3.5	44	2
43.	Damien Williams	2014-17	133	477	3.6	69	3
44.	Bobby Humphrey	1992	102	471	4.6	21	1
45.	Frank Gore	2018	104	438	4.2	32	0
46.	Hubert Ginn	1970-75	101	415	4.1	46	3
47.	Cecil Collins	1999	131	414	3.2	25t	2
48.	David Overstreet	1983	85	392	4.6	44	1
49.	Keith Byars	1993-96	98	377	3.8	77t	6
50.	Chris Chambers	2001-07	41	355	8.7	61	0
51.	Sam Price	1966-68	82	313	3.8	38	1
52.	Abner Haynes	1967	56	274	4.9	65t	2
53.	Lousaka Polite	2008-10	86	270	3.1	14	1
54.	Cookie Gilchrist	1966	72	262	3.6	22	0
55.	Terry Robiskie	1980-81	78	250	3.2	36	2
56.	Nat Moore	1974-86	40	249	6.2	36	1
57.	Steve Howell	1979-81	68	235	3.4	23	1
58.	Billy Joe	1966	71	232	3.3	14	0
59.	Charles Leigh	1971-74	48	228	4.8	34t	1
60.	Tom Vigorito	1981-85	54	215	4.0	33t	2
	Stan Winfrey	1975-77	55	215	3.9	13	1
62.	Stanley Pritchett	1996-99	63	211	3.3	25	2
63.	Eddie Hill	1981-84	52	209	4.0	24	1
64.	Autry Denson	1999-00	59	206	3.5	20	0
65.	Ronald Scott	1987	47	199	4.2	24	3
66.	Jack Harper	1967-68	41	197	4.8	37t	1
67.	Chad Henne	2008-11	66	196	3.0	20	2
68.	Freddie Solomon	1975-77	14	190	13.6	59t	1
69.	Jerris McPhail	1996-97	23	174	7.6	71t	1
70.	James McKnight	2001-03	15	172	11.5	68t	1
71.	Patrick Cobbs	2006-10	37	171	4.6	44	2
72.	Paul Warfield	1970-74	16	166	10.4	39	0
73.	Pete Johnson	1984	68	159	2.3	9	9
	Larry Seiple	1967-77	16	159	9.9	34	0
75.	Knowshon Moreno	2014	31	148	4.8	15	1
76.	Jim Jensen	1981-92	26	142	5.5	23	0
77.	Leonard Henry	2002-04	46	141	3.1	53	0
78.	George Wilson	1966	27	137	5.1	37	0
79.	Thurman Thomas	2000	28	136	4.9	25	0
80.	Rick Casares	1966	43	135	3.1	10	0
81.	Ray Lucas	2001-02	44	132	3.0	17	3
82.	Tony Paige	1990-92	49	131	2.7	11	3
83.	Lex Hilliard	2009-11	39	130	3.3	18	2
84.	Lorenzo Booker	2007	28	125	4.5	22	0
85.	Ted Ginn, Jr.	2007-09	16	124	7.8	40t	2
	Damon Huard	1997-00	28	124	4.4	25	0
87.	Jonas Gray	2015	31	122	3.9	16	0
88.	Earl Morrall	1972-76	23	120	5.2	31t	1



ALL-TIME LEADERS

RUSHING							
PLAYER	YEARS	NO.	YDS.	AVG.	LG	TD	
89.	Jarvis Landry	2014-17	26	119	4.6	22t	1
90.	Rob Konrad	1999-04	38	114	3.0	18t	1
91.	Aaron Craver	1991-94	29	110	3.8	19	1
92.	Cleo Lemon	2005-07	34	109	3.2	11	4
93.	Mark Clayton	1983-92	14	108	7.7	30	0
	Gene Milton	1968-69	9	108	12.0	34	0
95.	Robert Edwards	2002	20	107	5.4	19	1
96.	Samkon Gado	2007	35	104	3.0	20t	3
97.	Scott Secules	1989-91	16	103	6.4	17	1
98.	Scott Mitchell	1990-93	29	99	3.4	32	0
	Kyle Mackey	1987	17	98	5.8	17	2
100.	Dan Marino	1983-99	301	87	0.3	15	9
101.	Pat White	2009	21	81	3.9	33	0
102.	George Chesser	1966-67	18	77	4.3	19	0
103.	Tyler Thigpen	2009-10	14	74	5.3	12	0
104.	Frank Jackson	1966-67	3	70	23.3	48	0
105.	Chad Pennington	2008-10	33	69	2.1	16	1
106.	Matt Moore	2011-17	46	66	1.4	16	2
107.	Brian Hartline	2009-14	7	65	9.3	30	1
	Larry Izzo	1996-00	2	65	32.5	39	0
109.	Lamar Gordon	2004	35	64	1.8	11	0
	Steve Slaton	2011	17	64	3.8	28	1
111.	Gus Frerotte	2005	27	61	2.3	14	0
	Bob Torrey	1979	13	61	4.7	17	1
113.	Clarence Bailey	1987	10	55	5.5	13	0
	Arian Foster	2016	22	55	2.5	9	0
115.	Brock Forsey	2004	19	53	2.8	15	0
116.	O.J. McDuffie	1993-01	15	49	3.3	12	0
	Mike Wallace	2013-14	7	49	7.0	13	0
118.	Jim Braxton	1978	20	48	2.4	15	2
119.	Nick Giaquinto	1980-81	8	47	5.9	20	0
120.	Mark Konecny	1987	6	46	7.7	19	0
121.	John Tagliaferri	1987	13	45	3.5	7	1
122.	Lawrence Phillips	1997	18	44	2.4	8	0
123.	Bernie Kosar	1994-96	9	42	4.7	17	1
124.	Rickey Isom	1987	9	41	4.6	8	1
	Rick Norton	1966-69	19	41	2.2	13	0
126.	James Saxon	1992-94	17	36	2.1	9	0
127.	Duriel Harris	1976-83, 1985	3	33	11.0	20	0
	Matt Turk	2000-01, 2003-04	4	33	8.3	23	0
129.	Jay Cutler	2017	19	32	1.7	9	0
	Trent Green	2007	7	32	4.6	23	0
131.	Rich Diana	1982	8	31	3.9	7	0
132.	Davone Bess	2008-12	7	30	4.3	13	0
	Senorise Perry	2017-18	8	30	3.8	12	0
134.	Tom Brown	1987-89	16	29	1.8	6	0
135.	Lee Suggs	2006	6	26	4.3	7	0
	Marcus Thigpen	2012-13	7	26	3.7	9	0
137.	Marlon Moore	2010-13	2	25	12.5	16	0
138.	Craig Erickson	1996-98	15	24	1.6	12	0
	Joey Harrington	2006	19	24	1.3	7	0
	John Stofa	1966-67, 1969-70	7	24	3.4	14	1
141.	Marty Booker	2004-07	6	23	3.8	18	0
142.	Isaiah Pead	2016	8	22	2.8	4	0
143.	Joe Cribbs	1988	5	21	4.2	11	0
	Mike Gillislee	2013-14	6	21	3.5	6	0
	Brock Osweiler	2018	7	21	3.0	7	0
	Dedric Ward	2001-02	2	21	10.5	16	0
147.	Daunte Culpepper	2006	10	20	2.0	7	1
	Don Strock	1974-87	51	20	0.4	18	2
149.	Jakeem Grant	2016-18	5	18	3.6	7	0
150.	Brandon Marshall	2010-11	3	16	5.3	13	0



ALL-TIME LEADERS

RUSHING							
PLAYER	YEARS	NO.	YDS.	AVG.	LG	TD	
	Albert Wilson	2018	8	16	2.0	5	0
152.	Charles Clay	2011-14	7	15	2.1	13	1
	Brian Griese	2003	5	15	3.0	9	0
154.	MarQueis Gray	2016-17	5	14	2.8	5	0
	Garrett Limbrick	1990	5	14	2.8	5	0
156.	A.J. Feeley	2004-05	14	13	0.9	7t	1
	Jovorskies Lane	2012	13	13	1.0	4	2
	Tom Orosz	1981-82	1	13	13.0	13	0
	Gary Tucker	1968	4	13	3.3	7	0
160.	John Beck	2007-08	9	12	1.3	8	1
	Marlin Briscoe	1972-74	3	12	4.0	17	0
	Charles Jordan	1996-98	3	12	4.0	16	0
	Ron Moore	1998	4	12	3.0	4	0
164.	Terry Anderson	1977-78	1	11	11.0	11	0
	Terry Cole	1971	3	11	3.7	4	0
	Cleveland Gary	1994	7	11	1.6	4	0
	Nuu Faaola	1989	2	10	5.0	5	0
	Pete Roth	1987	3	10	3.3	9	0
169.	LaMichael James	2014-15	3	9	3.0	5	0
	Vick King	2004	4	9	2.3	3	0
171.	Kalen Ballage	2018	4	8	2.0	5	0
	David Fales	2017	4	8	2.0	3	1
	Randy McMichael	2002-06	1	8	8.0	8	0
174.	Jimmy Hines	1969	1	7	7.0	7	0
	John Kidd	1994-97	2	7	3.5	4	0
	Hendrick Lusk	1998	1	7	7.0	7	0
	Rishard Matthews	2012-15	2	7	3.5	4	0
178.	Kevin Curtis	2010	1	6	6.0	6	0
	Todd Doxzon	1998	2	6	3.0	3	0
	Craig Ellis	1986	3	6	2.0	2	0
	Tony Martin	1989-93, 1999-00	4	6	1.5	8	0
	Dick Wood	1966	5	6	1.2	7	1
	Reagan Mauia	2007	4	5	1.3	3	0
	Sage Rosenfels	2002-05	9	5	0.6	12	0
	Kory Sheets	2009-10	1	5	5.0	5	0
	Don Testerman	1980	1	5	5.0	5	0
	Wes Welker	2004-06	1	5	5.0	5	0
	Robert Wilson	1994-96	2	5	2.5	5	0
189.	Clyde Gates	2011	1	4	4.0	4	0
	Nate Jacquet	1998-99	1	4	4.0	4	0
	Fred Banks	1987-93	1	3	3.0	3	0
	Chris Clemons	2009-13	1	3	3.0	3	0
	Larry Cowan	1982	1	3	3.0	3	0
	Roosevelt Potts	1997	1	3	3.0	3	0
	Leslie Shepherd	2000	4	3	0.8	14	0
196.	Orleans Darkwa	2014	4	2	0.5	7	0
	Bruce Hardy	1978-89	1	2	2.0	2	0
	Larry Johnson	2011	1	2	2.0	2	0
	Ray Nealy	1997	1	2	2.0	2	0
	Greg Camarillo	2007-09	2	1	0.5	6	0
	JP Losman	2011	2	1	0.5	1	0
202.	Matt Darr	2015-16	1	0	0.0	0	0
	Jim Del Gaizo	1972, 1975	1	0	0.0	0	0
	Heath Evans	2005	1	0	0.0	0	0
	Brandon Fields	2007-14	3	0	0.0	0	0
	Kim Hammond	1968	1	0	0.0	0	0
	Clayton Heath	1976	1	0	0.0	0	0
	Donnie Jones	2005-06	2	0	0.0	0	0
	Barry Pryor	1969-70	2	0	0.0	5	0
210.	Doug Pederson	1993	2	-1	-0.5	5	0
211.	Obafemi Ayanbadejo	2003	1	-2	-2.0	-2	0
	Guy Benjamin	1978-79	1	-2	-2.0	-2	0



ALL-TIME LEADERS

RUSHING

PLAYER	YEARS	NO.	YDS.	AVG.	LG	TD
Bert Emanuel	2000	3	-2	-0.7	0	0
Mike Michel	1977	1	-2	-2.0	-2	0
Doug Moreau	1966-69	1	-2	-2.0	-2	0
Scott Zolak	1999	2	-2	-1.0	-1	0
217. Jack Clancy	1967-69	3	-4	-1.3	2	0
Steve DeBerg	1993	4	-4	-1.0	-1	0
Irving Fryar	1993-95	3	-4	-1.3	2	0
220. Olindo Mare	1997-06	1	-5	-5.0	-5	0
221. George Roberts	1978-80	1	-7	-7.0	-7	0
222. Reggie Roby	1983-92	5	-8	-1.6	0	0
223. George Mira	1971	6	-9	-1.5	3	0
224. Mark Duper	1982-92	1	-10	-10.0	-10	0
225. Ferrell Edmunds	1988-92	2	-15	-7.5	-4	0
226. Karl Noonan	1966-71	2	-20	-10.0	-9	0

PASSING

PLAYER	YEARS	ATT.	COMP.	YDS.	PCT.	TD	INT	RATE
1. Dan Marino	1983-99	8,358	4,967	61,361	59.4	420	252	86.4
2. Bob Griese	1967-80	3,429	1,926	25,092	56.2	192	172	77.1
3. Ryan Tannehill	2012-18	2,766	1,738	19,427	62.8	114	71	86.8
4. Jay Fiedler	2000-04	1,603	936	11,040	58.4	66	63	76.8
5. Chad Henne	2008-11	1,065	646	7,114	60.7	31	37	75.7
6. David Woodley	1980-83	961	508	5,928	52.9	34	42	65.4
7. Don Strock	1974-87	688	388	4,613	56.4	39	37	73.5
8. Matt Moore	2011-17	591	359	4,298	60.7	29	19	86.0
9. Chad Pennington	2008-10	552	373	4,085	67.6	20	9	94.5
10. Gus Frerotte	2005	494	257	2,996	52.0	18	13	71.9
11. Jay Cutler	2017	429	266	2,666	62.0	19	14	80.8
12. Earl Morrall	1972-76	284	153	2,335	53.9	17	17	76.2
13. Joey Harrington	2006	388	223	2,236	57.5	12	15	68.2
14. Cleo Lemon	2005-07	377	211	2,185	56.0	8	7	72.2
15. A.J. Feeley	2004-05	356	191	1,893	53.7	11	15	61.7
16. Scott Mitchell	1990-93	241	135	1,805	56.0	12	9	81.0
17. Rick Norton	1966-69	377	156	1,751	41.4	6	30	28.1
18. Damon Huard	1997-00	288	170	1,691	59.0	9	8	74.6
19. Steve DeBerg	1993	188	113	1,521	60.1	6	7	81.0
20. Ray Lucas	2001-02	163	94	1,090	57.7	4	6	70.8
21. Brock Osweiler	2018	141	90	1,034	63.8	6	3	91.1
22. Dick Wood	1966	230	83	993	36.1	4	14	30.6
23. Trent Green	2007	141	85	987	60.3	5	7	72.6
Bernie Kosar	1994-96	152	105	987	69.1	5	6	81.2
25. Craig Erickson	1996-98	127	68	945	53.5	4	3	78.4
26. Daunte Culpepper	2006	134	81	929	60.4	2	3	77.0
27. John Stofa	1966-67, 1969-70	135	61	862	45.2	7	6	65.1
28. Brian Griese	2003	130	74	813	56.9	5	6	69.2
29. Sage Rosenfels	2002-05	109	54	776	49.5	6	6	68.4
30. George Wilson, Jr.	1966	112	46	764	41.1	5	10	42.4
31. Kyle Mackey	1987	109	57	604	52.3	3	5	58.8
32. John Beck	2007-08	107	60	559	56.1	1	3	62.0
33. Tyler Thigpen	2009-10	70	37	518	52.9	3	4	67.4
34. Scott Secules	1989-92	70	33	393	47.1	2	5	44.5
35. David Fales	2017	43	29	265	67.4	1	1	82.0
36. Jim Del Gaizo	1972, 1975	9	5	165	55.6	2	1	100.5
37. George Mira	1971	30	11	159	36.7	1	1	51.9
38. Ron Jaworski	1987-88	14	9	123	64.3	1	0	116.1
39. Guy Benjamin	1978-79	12	9	119	75.0	1	1	99.0
40. Kim Hammond	1968	26	13	116	50.0	0	2	30.3
41. Jim Jensen	1981-92	7	4	102	57.1	2	0	141.4
42. Marlin Briscoe	1972-74	4	3	72	75.0	0	0	116.7
43. Larry Seiple	1967-77	3	3	69	100.0	0	0	118.8
44. Ronnie Brown	2005-10	12	4	63	33.3	2	0	91.3



ALL-TIME LEADERS

PASSING									
PLAYER	YEARS	ATT.	COMP.	YDS.	PCT.	TD	INT	RATE	
45.	Tony Nathan	1979-87	8	4	61	50.0	1	0	115.1
46.	JP Losman	2011	10	6	60	60.0	0	0	77.1
47.	Albert Wilson	2018	1	1	52	100.0	1	0	158.3
48.	Marty Booker	2004-07	3	1	48	33.3	0	0	81.9
	Mark Clayton	1983-92	2	1	48	50.0	1	1	95.8
50.	Doug Pederson	1993	8	4	41	50.0	0	0	65.1
51.	Jim Kiick	1968-74	3	2	38	66.7	0	0	109.7
52.	Terry Kirby	1993-95	1	1	31	100.0	1	0	158.3
	Nat Moore	1974-86	2	1	31	50.0	0	0	95.8
54.	Danny Amendola	2018	1	1	28	100.0	1	0	158.3
55.	Jack Clancy	1967-69	1	1	17	100.0	0	0	118.8
56.	Eddie Hill	1981-84	2	1	14	50.0	0	0	72.9
57.	Keith Byars	1993-96	2	1	11	50.0	1	0	106.3
	Archie Roberts	1967	10	5	11	50.0	0	1	16.7
59.	Jarvis Landry	2014-17	3	1	9	33.3	0	0	42.4
60.	Scott Stankavage	1987	7	4	8	57.1	0	1	22.6
61.	Troy Stradford	1987-90	2	1	6	50.0	0	0	56.3
62.	Brandon Fields	2007-14	1	0	0	0.0	0	0	39.6
	MarQueis Gray	2017	1	0	0	0.0	0	0	39.6
	Matt Haack	2017-18	1	0	0	0.0	0	0	39.6
	Bruce Hardy	1978-89	1	0	0	0.0	0	0	39.6
	Booth Lusteg	1967	1	0	0	0.0	0	0	39.6
	Brandon Marshall	2010-11	1	0	0	0.0	0	0	39.6
	Tony Martin	1989-93, 99-00	1	0	0	0.0	0	0	39.6
	Dan McGwire	1995	1	0	0	0.0	0	0	39.6
	Lamar Smith	2000-01	1	0	0	0.0	0	0	39.6
	Freddie Solomon	1975-77	1	0	0	0.0	0	0	39.6
	Mike Wallace	2013-14	1	0	0	0.0	0	0	39.6
	Pat White	2009	5	0	0	0.0	0	0	39.6
	Delvin Williams	1978-80	3	0	0	0.0	0	0	39.6
	Ricky Williams	2002-03, 2005, 2007-10	1	0	0	0.0	0	1	0.0
	Scott Zolak	1999	4	0	0	0.0	0	0	39.6

RECEIVING							
PLAYER	YEARS	NO.	YDS.	AVG.	LG	TD	
1.	Mark Clayton	1983-92	550	8,643	15.7	78t	81
2.	Mark Duper	1982-92	511	8,869	17.4	85t	59
3.	Nat Moore	1974-86	510	7,546	14.8	79t	74
4.	O.J. McDuffie	1993-01	415	5,074	12.2	61t	29
5.	Chris Chambers	2001-07	405	5,688	14.0	77t	43
6.	Jarvis Landry	2014-17	400	4,038	10.1	71t	22
7.	Tony Nathan	1979-87	383	3,592	9.4	73	16
8.	Davone Bess	2008-12	321	3,447	10.7	41	12
9.	Brian Hartline	2009-14	298	4,243	14.2	80t	12
10.	Randy McMichael	2002-06	283	3,096	10.9	46	18
11.	Duriel Harris	1976-83, 1985	269	4,534	16.9	64t	18
12.	Bruce Hardy	1978-89	256	2,455	9.6	31	25
13.	Jim Jensen	1981-92	229	2,171	9.5	31	19
14.	Oronde Gadsden	1998-03	227	3,252	14.3	62	22
15.	Jim Kiick	1968-74	221	2,210	10.0	53t	3
16.	Howard Twilley	1966-76	212	3,064	14.5	44	23
17.	Tony Martin	1989-93, 1999-00	202	3,152	15.6	80t	14
18.	Irving Fryar	1993-95	199	3,190	16.0	67t	20
19.	Ricky Williams	2002-03, 2005, 2007-10	197	1,431	7.3	59	6
20.	Marty Booker	2004-07	194	2,627	13.5	60t	11
21.	Anthony Fasano	2008-12, 2017	189	2,211	11.7	35t	24
22.	Ronnie Brown	2005-10	184	1,491	8.1	43	2
23.	Brandon Marshall	2010-11	167	2,228	13.3	65t	9
24.	Keith Byars	1993-96	166	1,433	8.6	34	10
25.	Charles Clay	2011-14	161	1,809	11.2	67	14
26.	Troy Stradford	1987-90	159	1,373	8.6	36	2



ALL-TIME LEADERS

RECEIVING							
PLAYER	YEARS	NO.	YDS.	AVG.	LG	TD	
27. Paul Warfield	1970-74	156	3,355	21.5	86t	33	
28. Terry Kirby	1993-95	155	1,646	10.6	47	6	
29. DeVante Parker	2015-18	148	2,090	14.1	56t	8	
30. Keith Jackson	1992-94	146	1,880	12.9	57t	18	
31. Kenny Stills	2015-18	144	2,313	16.1	75t	22	
Bernie Parmalee	1992-98	144	1,306	9.1	35	3	
33. Mike Wallace	2013-14	140	1,792	12.8	57	15	
Tony Paige	1990-92	140	1,115	8.0	30	6	
Karl Noonan	1966-71	136	1,798	13.2	51t	17	
36. Ted Ginn, Jr.	2007-09	128	1,664	13.0	64	5	
Troy Drayton	1996-99	127	1,511	11.9	51	8	
38. Lorenzo Hampton	1985-89	123	954	7.8	39t	6	
39. Jim Mandich	1970-77	121	1,406	11.6	44	23	
40. Ferrell Edmunds	1988-92	117	1,612	13.8	80t	10	
Lamar Miller	2012-15	117	887	7.6	54t	3	
42. Greg Camarillo	2007-09	113	1,325	11.7	64t	4	
43. Joe Rose	1980-85	112	1,493	13.3	50	13	
44. Rob Konrad	1999-04	111	854	7.7	25	6	
45. Norm Bulaich	1975-79	109	752	6.9	59t	6	
46. James McKnight	2001-03	107	1,497	14.0	80t	7	
Rishard Matthews	2012-15	107	1,396	13.0	53t	8	
48. Fred Banks	1987-93	99	1,555	15.7	61	8	
49. Stanley Pritchett	1996-99	98	798	8.1	74t	6	
50. Wes Welker	2004-06	96	1,121	11.7	47	1	
51. Dan Johnson	1983-87	94	1,012	10.8	61t	16	
52. Jimmy Cefalo	1978-84	93	1,739	18.7	69t	13	
Ron Davenport	1985-89	93	801	8.6	29	4	
54. Larry Csonka	1968-74, 1979	91	688	7.6	65	4	
55. Mark Ingram	1993-94	88	1,213	13.8	77t	12	
Jack Clancy	1967-69	88	1,157	13.1	50	3	
57. Damien Williams	2014-17	85	733	8.6	58	6	
58. Lamar Thomas	1996-00	81	1,171	14.5	56t	8	
59. Reggie Bush	2011-12	78	588	7.5	34	3	
60. Karim Abdul-Jabbar	1996-99	77	527	6.8	36t	1	
61. Dion Sims	2013-16	74	699	9.4	38	8	
Gary Davis	1976-79	74	592	8.0	34	1	
63. Larry Seiple	1967-77	73	934	12.8	41t	7	
Doug Moreau	1966-69	73	926	12.7	43	6	
65. Kenyan Drake	2016-18	72	508	7.1	47	3	
66. Delvin Williams	1978-80	70	574	8.2	42	1	
67. Andre Tillman	1975-78	66	757	11.5	37t	6	
68. David Martin	2007-08	65	753	11.6	61t	5	
69. Freddie Solomon	1975-77	61	973	16.0	58t	5	
Lamar Smith	2000-01	61	435	7.1	65t	4	
71. Brandon Gibson	2013-14	59	621	10.5	46	4	
Tom Vigorito	1981-85	59	439	7.4	31t	2	
73. James Pruitt	1986-88, 1990-91	58	942	16.2	37	8	
74. Marlin Briscoe	1972-74	57	858	15.1	53	7	
75. Daniel Thomas	2011-14	55	412	7.5	32	3	
76. Jerris McPhail	1996-97	54	544	10.1	52	1	
Bobby Humphrey	1992	54	507	9.4	26	1	
78. Fred Barnett	1996-97	53	728	13.7	66	4	
Derek Hagan	2006-08	53	645	12.2	24	3	
Sammy Morris	2004-06	51	340	6.7	44	0	
81. Travis Minor	2001-06	50	353	7.1	29	1	
82. Derrius Thompson	2003-04	49	718	14.7	36	4	
83. Jay Ajayi	2015-17	48	308	6.4	20	0	
Marv Fleming	1970-74	48	523	10.9	36	4	
85. Mercury Morris	1969-75	46	491	10.7	50	1	
86. Justin Peelle	2006-07	45	344	7.6	35	3	
87. Eric Green	1995	43	499	11.6	31t	3	
Jordan Cameron	2015-16	43	446	10.4	29	4	



ALL-TIME LEADERS

RECEIVING							
	PLAYER	YEARS	NO.	YDS.	AVG.	LG	TD
89.	Stan Mitchell	1966-70	42	533	12.7	48	5
90.	Julius Thomas	2017	41	388	9.5	27	3
91.	Joe Auer	1966-67	40	481	12.0	68t	6
	Danny Amendola	2018	40	384	9.6	26	1
	Dedric Ward	2001-02	40	381	9.5	22	0
94.	Ed Perry	1997-04	39	308	7.9	46	2
	Woody Bennett	1980-89	39	295	7.6	27	3
96.	Gary Clark	1995	37	525	14.2	42t	2
	Mark Higgs	1990-94	37	294	7.9	21	0
98.	Charles Jordan	1996-98	36	640	17.8	44t	3
99.	Leslie Shepherd	2000	35	446	12.7	46t	4
100.	Jakeem Grant	2016-18	34	471	13.9	65t	4
	Jed Weaver	2000-02	34	469	13.8	41	5
102.	Randal Hill	1991, 1995-96	33	669	20.3	61	4
103.	Patrick Cobbs	2006-10	32	409	12.8	80t	4
	Sammie Smith	1989-91	32	310	9.7	53t	1
	Aaron Craver	1991-94	32	304	9.5	28	0
	Leroy Harris	1977-78	32	240	7.5	57	0
	James Saxon	1992-94	32	192	6.0	25	0
108.	Nick Giaquinto	1980-81	31	230	7.4	25	2
109.	Greg Baty	1990-94	30	377	12.6	32	4
	J.J. Johnson	1999-01	29	182	6.3	17	0
	Lousaka Polite	2008-10	29	136	4.7	14	0
112.	Lorenzo Booker	2007	28	237	8.5	22	0
113.	Andre Brown	1989-90	27	459	17.0	48t	5
	Dave Kocourek	1966	27	320	11.9	43	2
	Jesse Chatman	2005, 2007	27	161	6.0	22	0
116.	Bo Roberson	1966	26	519	20.0	80t	2
	Albert Wilson	2018	26	391	15.0	75t	4
	Lex Hilliard	2009-11	26	210	8.1	18	2
119.	Frank Jackson	1966-67	25	439	17.6	48	3
	Don Nottingham	1973-77	25	213	8.5	29	0
	Ronnie Lee	1979-82, 1984-89	25	167	6.7	41	3
122.	Irving Spikes	1994-97	24	185	7.7	24	2
123.	Gene Milton	1968-69	21	322	15.3	49	1
	Mike Williams	1992-95	21	292	13.9	29	0
	Scott Miller	1991-96	21	274	13.0	27	1
	Joey Haynos	2008-09	21	184	8.8	21	3
127.	Bryan Gilmore	2004-05	20	311	15.6	44t	2
	Donald Lee	2003-04	20	220	11.0	25	2
129.	Scott Schwedes	1987-90	19	370	19.5	65t	2
	Brett Perriman	1997	19	309	16.3	26	1
	Greg Jennings	2015	19	208	10.9	31	1
132.	Otto Stowe	1971-72	18	344	19.1	49	3
	Marlon Moore	2010-13	18	300	16.7	57t	2
	Yatil Green	1997-99	18	234	13.0	27	0
	Autry Denson	1999-00	18	133	7.4	28	0
	Robert Edwards	2002	18	126	7.0	14	1
	Hunter Goodwin	1999-01	18	118	6.6	14	1
	Eddie Hill	1981-84	18	106	5.9	16	1
139.	Benny Malone	1974-78	17	234	13.8	43	0
140.	Mike Gesicki	2018	16	146	9.1	27	0
	Thurman Thomas	2008	16	117	7.3	15	1
	Abner Haynes	1967	16	100	6.3	22	0
143.	MarQueis Gray	2016-17	15	184	12.3	53	0
144.	Tom Brown	1987-89	14	123	8.8	23	0
145.	Billy Joe	1966	13	116	8.9	67	1
	Cookie Gilchrist	1966	13	110	8.5	22	1
	Lamar Gordon	2004	13	74	5.7	25	0
	Terry Robiskie	1980-81	13	60	4.6	15	0
149.	John Tagliaferri	1987	12	117	9.8	27	0
	Marc Logan	1989-91	12	88	7.3	12	0



ALL-TIME LEADERS

RECEIVING							
	PLAYER	YEARS	NO.	YDS.	AVG.	LG	TD
	Obafemi Ayanbadejo	2003	12	53	4.4	12	0
152.	Jack Harper	1967-68	11	212	19.3	40	3
	John Roderick	1966-67	11	156	14.2	64	1
	Jim Cox	1968	11	147	13.4	30	0
	Jovorskie Lane	2012	11	79	7.2	24	1
	Joe Carter	1984-86	11	66	6.0	15	0
157.	Preston Carpenter	1966	10	127	12.7	42	0
	Leonte Carroo	2016-17	10	98	9.8	21	1
	Steve Howell	1979-81	10	70	7.0	13	0
	Sam Price	1966-68	10	70	7.0	27	1
	John Avery	1998-99	10	67	6.7	19t	1
162.	Nate Jacquet	1998-99	9	140	15.6	29	0
	Marcus Thigpen	2012-13	9	112	12.4	50	1
	Leland Douglas	1987	9	92	10.2	17	1
165.	Jeff Ogdan	2000-01	8	97	12.1	18	1
	Cris Carter	2002	8	66	8.3	15	1
	Lawrence Sampleton	1987	8	64	8.0	19	0
	David Overstreet	1983	8	55	6.9	20	2
	Lorenzo Diamond	2005	8	54	6.8	18	0
	Rick Casares	1966	8	45	5.6	20	1
171.	Bert Emanuel	2000	7	132	18.9	53t	1
	Eddie Chavis	1987	7	108	15.4	27	0
	Loaird McCreary	1976-78	7	88	12.6	30	3
	Brian Manning	1997	7	85	12.1	21	0
	Bill Cronin	1966	7	83	11.9	21	1
	Michael Egnew	2012-13	7	69	9.9	14	0
	Frank Gore	2018	7	68	9.7	19	1
	Willie Richardson	1970	7	67	9.6	27	1
	Dominique Jones	2016	7	61	8.7	24	1
180.	Vince Heflin	1982-85	6	98	16.3	46t	1
	Arian Foster	2016	6	78	13.0	50	0
	Jonas Gray	2015	6	72	12.0	25	0
	Nick O'Leary	2018	6	72	12.0	19	1
	Armon Binns	2012-13	6	67	11.2	21	0
	Roberto Wallace	2010-11	6	62	10.3	19	0
	Stan Winfrey	1975-77	6	55	9.2	16	1
	David Lewis	1987	6	53	8.8	22	1
	Hubert Ginn	1970-75	6	47	7.8	23	0
	Cecil Collins	1999	6	32	5.3	12	0
	Mark Konecny	1987	6	26	4.3	10	0
	Andra Franklin	1981-84	6	15	2.5	6	1
192.	Damon Reilly	1987	5	70	14.0	20	0
	Ronnie Williams	1993-95	5	54	10.8	17	0
	Jake Stoneburner	2015	5	47	9.4	13	2
195.	Mel Baker	1974	4	121	30.3	46t	2
	Elmer Bailey	1980-81	4	105	26.3	39	0
	David Boston	2004-05	4	80	20.0	54	0
	Jabar Gaffney	2012	4	68	17.0	30	0
	A.J. Derby	2017-18	4	55	13.8	19t	1
	Brett Carolan	1996	4	48	12.0	21	1
	Jim Braxton	1978	4	47	11.8	19	0
	Samkon Gado	2007	4	47	11.8	35	0
	Tom Boutwell	1969	4	29	7.3	12	0
	Garrett Limbrick	1990	4	23	5.8	9	0
	Heath Evans	2005	4	17	4.3	5	0
	Jamar Martin	2004	4	15	3.8	7	0
	Charles Leigh	1971-74	4	9	2.3	7	0
208.	Robert Clark	1992	3	59	19.7	45	0
	Gene Mingo	1966-67	3	40	13.3	9	0
	Bill Darnall	1968-69	3	38	12.7	13	0
	Orleans Darkwa	2014	3	31	10.3	17	0
	Kory Sperry	2009	3	31	10.3	13	1



ALL-TIME LEADERS

RECEIVING						
PLAYER	YEARS	NO.	YDS.	AVG.	LG	TD
Brandon London	2008	3	30	10.0	14	0
Roosevelt Potts	1997	3	27	9.0	13	0
De'Veon Smith	2017	3	27	9.0	13	0
Ernest Wilford	2008	3	25	8.3	15	0
Darian Barnes	2005-06	3	22	7.3	13	0
Gator Hoskins	2014	3	21	7.0	14	0
Anthony Armstrong	2012	3	12	4.0	7	0
Leonard Henry	2002-04	3	12	4.0	7	0
Robert Wilson	1994-96	3	8	2.7	3t	1
221. Kendall Newson	2003-05	2	55	27.5	37	0
Ron Sellers	1973	2	54	27.0	42	0
Mike Caterbone	1987	2	46	23.0	30	0
Mickey Shuler	2010	2	44	22.0	28	0
Desmond Clark	2002	2	42	21.0	26	0
Jim Mertens	1969	2	26	13.0	15	0
Jimmy Hines	1969	2	23	11.5	22	0
Rich Diana	1982	2	21	10.5	13	0
David Woodley	1980-83	2	21	10.5	15t	1
Cleveland Gary	1994	2	19	9.5	11	0
Clyde Gates	2011	2	19	9.5	11	0
Kevin McKenzie	1999	2	18	9.0	13	0
Charles Henry	1991	2	17	8.5	9	0
Kalen Ballage	2018	2	17	8.5	9	0
Brian Kinchen	1988-90	2	15	7.5	12	0
Deon Dyer	2000-02	2	14	7.0	13	0
Cliff Russell	2005-06	2	14	7.0	9	0
Willie Smith	1987	2	13	6.5	8	1
Ronald Scott	1987	2	7	3.5	5	0
Reagan Mauia	2007	2	5	2.5	5	0
Ryan Tannehill	2012-18	2	5	2.5	9	0
Casey Cramer	2008	2	3	1.5	2t	1
Bob Torrey	1979	2	3	1.5	8	0
Barry Pryor	1969-70	2	-3	-1.5	0	0
Steve Slaton	2011	2	-3	-1.5	-1	0
246. Bo Rather	1973, 1978	1	39	39.0	39	0
Wes Matthews	1966	1	20	20.0	20	0
Tom Beier	1967, 1969	1	19	19.0	19	0
Legedu Naanee	2012	1	19	19.0	19	0
Robert Baker	1999-02	1	17	17.0	17	0
Mike Holmes	1976	1	11	11.0	11	0
Damian Williams	2014	1	14	14.0	14	0
Ricky Isom	1987	1	11	11.0	11	0
Keith Sims	1990-97	1	9	9.0	9	0
Knowshon Moreno	2014	1	8	8.0	8	0
Dick Anderson	1968-77	1	8	8.0	8	0
Ronald Bellamy	2004	1	8	8.0	8	0
Nuu Faaola	1989	1	8	8.0	8	0
Vick King	2004	1	8	8.0	8	0
Jeron Mastrud	2011-12	1	8	8.0	8	0
Vern Den Herder	1971-82	1	7	7.0	7t	1
Aaron Halterman	2007	1	7	7.0	7	0
Kevin Curtis	2010	1	6	6.0	6	0
Lawrence Phillips	1997	1	6	6.0	6	0
Isaiah Pead	2016	1	6	6.0	6	0
George Farmer	1987	1	5	5.0	5	0
George Chesser	1966-67	1	4	4.0	4	0
Dewayne Dotson	1994-95, 1997	1	4	4.0	4	0
Doug Easlick	2004	1	4	4.0	4	0
Seniorise Perry	2017-18	1	3	3.0	3	0
Alex Holmes	2005	1	2	2.0	2	0
Frank Wainright	1995-98	1	2	2.0	2t	1
Will Heller	2005	1	1	1.0	1t	1



ALL-TIME LEADERS

RECEIVING

	PLAYER	YEARS	NO.	YDS.	AVG.	LG	TD
	Ron Moore	1998	1	1	1.0	1	0
	Damon Huard	1997-00	1	0	0.0	0	0
	Dan Marino	1983-99	1	-6	-6.0	-6	0
277.	Lee Suggs	2006	0	13	-	13	0
	Rex Hadnot	2004-07	0	-2	-	-2	0
	Samson Satele	2007-08, 2014	0	-3	-	-3	0

SCORING

	PLAYER	YEARS	TD	TDR	TDP	TDRT	FG	PAT	PTS.
1.	Olindo Mare	1997-06	0	0	0	0	245	313	1048
2.	Garo Yepremian	1970-78	0	0	0	0	165	335	830
3.	Pete Stoyanovich	1989-95	0	0	0	0	176	246	774
4.	Uwe von Schamann	1979-84	0	0	0	0	101	237	540
5.	Dan Carpenter	2008-12	0	0	0	0	127	154	535
6.	Mark Clayton	1983-92	82	0	81	1	0	0	492
7.	Nat Moore	1974-86	75	1	74	0	0	0	450
8.	Mark Duper	1982-92	59	0	59	0	0	0	354
9.	Larry Csonka	1968-74, 1979	57	53	4	0	0	0	342
10.	Ricky Williams	2002-03, 2005, 2007-10	54	48	6	0	0	0	326#
11.	Fuad Revez	1985-88	0	0	0	0	53	161	320
12.	Chris Chambers	2001-07	43	0	43	0	0	0	260#
13.	Caleb Sturgis	2013-14	0	0	0	0	55	74	239
14.	Ronnie Brown	2005-10	38	36	2	0	0	0	230#
15.	Karim Abdul-Jabbar	1996-99	34	33	1	0	0	0	204
16.	Mercury Morris	1969-75	33	29	1	3	0	0	198
	Tony Nathan	1979-87	33	16	16	1	0	0	198
	Paul Warfield	1970-74	33	0	33	0	0	0	198
19.	O.J. McDuffie	1993-01	32	0	29	3	0	0	194#
20.	Jim Kiick	1968-74	31	28	3	0	0	0	186
21.	Lorenzo Hampton	1985-89	28	22	6	0	0	0	168
22.	Andrew Franks	2015-16	0	0	0	0	29	74	161
23.	Bruce Hardy	1978-89	25	0	25	0	0	0	150
	Don Nottingham	1973-77	25	25	0	0	0	0	150
25.	Jarvis Landry	2014-17	24	1	22	1	0	0	148##
26.	Anthony Fasano	2008-12, 2017	24	0	24	0	0	0	146#
27.	Lamar Smith	2000-01	24	20	4	0	0	0	144
28.	Norm Bulaich	1975-79	23	17	6	0	0	0	138
	Andra Franklin	1981-84	23	22	1	0	0	0	138
	Jim Mandich	1970-77	23	0	23	0	0	0	138
	Howard Twilley	1966-76	23	0	23	0	0	0	138
32.	Kenny Stills	2015-18	22	0	22	0	0	0	134#
33.	Oronde Gadsden	1998-03	22	0	22	0	0	0	132
	Lamar Miller	2012-15	22	19	3	0	0	0	132
35.	Irving Fryar	1993-95	20	0	20	0	0	0	124##
36.	Randy McMichael	2002-06	19	0	18	1	0	0	116#
37.	Jim Jensen	1981-92	19	0	19	0	0	0	114
38.	Keith Jackson	1992-94	18	0	18	0	0	0	110#
	Bernie Parmalee	1992-98	18	15	3	0	0	0	110#
40.	Duriel Harris	1976-83, 1985	18	0	18	0	0	0	108
41.	Ron Davenport	1985-89	17	13	4	0	0	0	102
	Karl Noonan	1966-71	17	0	17	0	0	0	102
43.	Keith Byars	1993-96	16	6	10	0	0	0	96
	Dan Johnson	1983-87	16	0	16	0	0	0	96
	Benny Malone	1974-78	16	16	0	0	0	0	96
	Sammie Smith	1989-91	16	15	1	0	0	0	96
47.	Terry Kirby	1993-95	15	9	6	0	0	0	92#
48.	Reggie Bush	2011-12	15	12	3	0	0	0	90
	Charles Clay	2011-14	15	1	14	0	0	0	90
	Mark Higgs	1990-94	15	14	0	1	0	0	90
	Mike Wallace	2013-14	15	0	15	0	0	0	90
52.	Jay Feely	2007	0	0	0	0	21	26	89



ALL-TIME LEADERS

SCORING									
PLAYER	YEARS	TD	TDR	TDP	TDRT	FG	PAT	PTS.	
	Joe Nedney	1996-97	0	0	0	0	18	35	89
	Cody Parkey	2017	0	0	0	0	21	26	89
55.	Tony Martin	1989-93, 1999-2000	14	0	14	0	0	0	84
	Delvin Williams	1978-80	14	13	1	0	0	0	84
57.	Daniel Thomas	2011-14	13	10	3	0	0	0	80#
58.	Jimmy Cefalo	1978-84	13	0	13	0	0	0	78
	Brian Hartline	2009-14	13	1	12	0	0	0	78
	Joe Rose	1980-85	13	0	13	0	0	0	78
61.	Kenyan Drake	2016-18	12	8	3	1	0	0	74#
62.	Joe Auer	1966-67	12	5	6	1	0	0	72
	Woody Bennett	1980-88	12	9	3	0	0	0	72
	Davone Bess	2008-12	12	0	12	0	0	0	72
	Mark Ingram	1993-94	12	0	12	0	0	0	72
	Troy Stradford	1987-90	12	10	2	0	0	0	72
67.	Marty Booker	2004-07	11	0	11	0	0	0	70##
68.	Karl Kremser	1969-70	0	0	0	0	13	28	67
69.	Jay Fiedler	2000-04	11	11	0	0	0	0	66
70.	Gene Mingo	1966-67	0	0	0	0	11	32	65
71.	Ferrell Edmunds	1988-92	10	0	10	0	0	0	60
	Ted Ginn, Jr.	2007-09	10	2	5	3	0	0	60
	Travis Minor	2001-06	10	8	1	1	0	0	60
	Irving Spikes	1994-97	10	8	2	0	0	0	60
	David Woodley	1980-83	10	9	1	0	0	0	60
76.	Jason Taylor	1997-07, 2009, 2011	9	0	0	9	0	0	58**
77.	Jay Ajayi	2015-17	9	9	0	0	0	0	56#
78.	Pete Johnson	1984	9	9	0	0	0	0	54
	Dan Marino	1983-99	9	9	0	0	0	0	54
	Brandon Marshall	2010-11	9	0	9	0	0	0	54
	Stan Mitchell	1966-70	9	4	5	0	0	0	54
	Tony Paige	1990-92	9	3	6	0	0	0	54
	James Pruitt	1986-88, 1990-91	9	0	8	1	0	0	54
	Freddie Solomon	1975-77	9	1	5	3	0	0	54
	Damien Williams	2014-17	9	3	6	0	0	0	54
86.	Jason Sanders	2018	0	0	0	0	11	20	53
87.	Jimmy Keyes	1968-69	0	0	0	0	7	30	51
88.	Troy Drayton	1996-99	8	0	8	0	0	0	50#
	James McKnight	2001-03	8	1	7	0	0	0	50#
90.	Fred Banks	1987-93	8	0	8	0	0	0	48
	Gary Davis	1976-79	8	7	1	0	0	0	48
	Rishard Matthews	2012-15	8	0	8	0	0	0	48
	Sammy Morris	2004-06	8	8	0	0	0	0	48
	DeVante Parker	2015-18	8	0	8	0	0	0	48
	Stanley Pritchett	1996-99	8	2	6	0	0	0	48
	Dion Sims	2013-16	8	0	8	0	0	0	48
	Lamar Thomas	1996-00	8	0	8	0	0	0	48
98.	Doug Moreau	1966-69	6	0	6	0	1	6	45
99.	Marlin Briscoe	1972-74	7	0	7	0	0	0	42
	Jakeem Grant	2016-18	7	0	4	3	0	0	42
	Bob Griese	1967-80	7	7	0	0	0	0	42
	Rob Konrad	1999-04	7	1	6	0	0	0	42
	Larry Seiple	1966-67	7	0	7	0	0	0	42
104.	Booth Lusteg	1967	0	0	0	0	7	18	39
105.	Patrick Cobbs	2006-10	6	2	4	0	0	0	36
	Leroy Harris	1977-78	6	6	0	0	0	0	36
	Ryan Tannehill	2012-18	6	6	0	0	0	0	36
	Andre Tillman	1975-78	6	0	6	0	0	0	36
	Tommy Vigorito	1981-85	6	2	2	2	0	0	36
110.	Andre Brown	1989-90	5	0	5	0	0	0	30
	Lex Hilliard	2009-11	5	2	2	1	0	0	30
	J.J. Johnson	1999-01	5	5	0	0	0	0	30
	Reshad Jones	2010-18	5	0	0	5	0	0	30
	David Martin	2007-08	5	0	5	0	0	0	30



ALL-TIME LEADERS

SCORING								
PLAYER	YEARS	TD	TDR	TDP	TDRT	FG	PAT	PTS.
	Jed Weaver	2000-02	5	0	5	0	0	30
116.	Dick Anderson	1968-77	4	0	0	4	0	24
	Fred Barnett	1996-97	4	0	4	0	0	24
	Greg Baty	1991-94	4	0	4	0	0	24
	Terrell Buckley	1995-99, 2003	4	0	0	4	0	24
	Greg Camarillo	2007-09	4	0	4	0	0	24
	Jordan Cameron	2015-16	4	0	4	0	0	24
	Marv Fleming	1970-74	4	0	4	0	0	24
	Brandon Gibson	2013-14	4	0	4	0	0	24
	Jack Harper	1967-68	4	1	3	0	0	24
	Randal Hill	1991, 1995-96	4	0	4	0	0	24
	Cleo Lemon	2005-07	4	4	0	0	0	24
	Marc Logan	1989-91	4	2	0	2	0	24
	Leslie Shepherd	2000	4	0	4	0	0	24
	Zach Thomas	1996-07	4	0	0	4	0	24
	Derrius Thompson	2003-04	4	0	4	0	0	24
	Albert Wilson	2018	4	0	4	0	0	24
132.	Willie Beecher	1987	0	0	0	0	3	12
133.	Eric Green	1995	3	0	3	0	0	20#
	Derek Hagan	2006-08	3	0	3	0	0	20#
	Jovorskie Lane	2012	3	2	1	0	0	20#
	Sam Madison	1997-05	3	0	0	3	0	20*
137.	John Avery	1998-99	3	2	1	0	0	0
	Jack Clancy	1967-69	3	0	3	0	0	0
	Tony Franklin	1988	0	0	0	0	4	6
	Samkon Gado	2007	3	3	0	0	0	0
	Nick Giaquinto	1980-81	3	0	2	1	0	0
	Hubert Ginn	1970-75	3	3	0	0	0	0
	Shayne Graham	2011	0	0	0	0	4	6
	Joey Haynos	2008-09	3	0	3	0	0	0
	Frank Jackson	1966-67	3	0	3	0	0	0
	Charles Jordan	1996-98	3	0	3	0	0	0
	Mike Kozlowski	1979-86	3	0	0	3	0	0
	Ronnie Lee	1979-82, 1984-89	3	0	3	0	0	0
	Ray Lucas	2001-02	3	3	0	0	0	0
	Loaird McCreary	1976-78	3	0	3	0	0	0
	Lloyd Mumphord	1969-74	3	0	0	3	0	0
	David Overstreet	1983	3	1	2	0	0	0
	Justin Peelle	2006-07	3	0	3	0	0	0
	Scott Schwedes	1987-90	3	0	2	1	0	0
	Ronald Scott	1987	3	3	0	0	0	0
	Otto Stowe	1971-72	3	0	3	0	0	0
	Marcus Thigpen	2012-13	3	0	1	2	0	0
	Julius Thomas	2017	3	0	3	0	0	0
159.	Matt Bryant	2004	0	0	0	0	3	7
	Wes Welker	2004-06	2	0	1	1	1	1
161.	Tim Foley	1970-80	2	0	0	2	0	0
162.	Mel Baker	1974	2	0	2	0	0	0
	Charlie Baumann	1991	0	0	0	0	2	6
	Bob Baumhower	1977-86	2	0	0	2	0	0
	Jim Braxton	1978	2	2	0	0	0	0
	Gary Clark	1995	2	0	2	0	0	0
	Cecil Collins	1999	2	2	0	0	0	0
	Robert Edwards	2002	2	1	1	0	0	0
	Bryan Gilmore	2004-05	2	0	2	0	0	0
	Brent Grimes	2013-15	2	0	0	2	0	0
	Abner Haynes	1967	2	2	0	0	0	0
	Chad Henne	2008-11	2	2	0	0	0	0
	Eddie Hill	1981-84	2	1	1	0	0	0
	Liffort Hobley	1987-93	2	0	0	2	0	0
	Bobby Humphrey	1992	2	1	1	0	0	0
	William Judson	1982-89	2	0	0	2	0	0



ALL-TIME LEADERS

		SCORING							
PLAYER	YEARS	TD	TDR	TDP	TDRT	FG	PAT	PTS.	
Dave Kocourek	1966	2	0	2	0	0	0	12	
Donald Lee	2003-04	2	0	2	0	0	0	12	
Kyle Mackey	1987	2	2	0	0	0	0	12	
Brock Marion	1998-03	2	0	0	2	0	0	12	
Don McNeal	1980-89	2	0	0	2	0	0	12	
Jerris McPhail	1996-97	2	1	1	0	0	0	12	
Scott Miller	1991-96	2	0	1	1	0	0	12	
Gene Milton	1968-69	2	0	1	1	0	0	12	
Marlon Moore	2010-13	2	0	2	0	0	0	12	
Matt Moore	2011-17	2	2	0	0	0	0	12	
Jeff Ogden	2000-01	2	0	1	1	0	0	12	
Louis Oliver	1989-93, 1995-96	2	0	0	2	0	0	12	
Ed Perry	1997-04	2	0	2	0	0	0	12	
Sam Price	1966-68	2	1	1	0	0	0	12	
Bo Roberson	1966	2	0	2	0	0	0	12	
Terry Robiskie	1980-81	2	2	0	0	0	0	12	
Bill Stanfill	1969-76	2	0	0	2	0	0	12	
Jake Stoneburner	2015	2	0	2	0	0	0	12	
Don Strock	1974-87	2	2	0	0	0	0	12	
Patrick Surtain	1998-04	2	0	0	2	0	0	12	
Troy Vincent	1992-95	2	0	0	2	0	0	12	
Jimmy Warren	1966-69	2	0	0	2	0	0	12	
Dick Westmoreland	1966-69	2	0	0	2	0	0	12	
Stan Winfrey	1975-77	2	1	1	0	0	0	12	
201. Bill Gramatica	2004	0	0	0	0	3	0	9	
202. Walt Aikens	2014-18	1	0	0	1	0	0	8*	
Kim Bokamper	1977-85	1	0	0	1	0	0	8*	
Aaron Craver	1991-94	1	1	0	0	0	0	8#	
Billy Joe	1966	1	0	1	0	0	0	8#	
Curtis Johnson	1970-78	1	0	0	1	0	0	8*	
207. Will Allen	2006-11	1	0	0	1	0	0	6	
Kiko Alonso	2016-18	1	0	0	1	0	0	6	
Danny Amendola	2018	1	0	1	0	0	0	6	
Jerome Baker	2018	1	0	0	1	0	0	6	
John Beck	2007-08	1	1	0	0	0	0	6	
Don Bessillieu	1979-81	1	0	0	1	0	0	6	
Glenn Blackwood	1979-87	1	0	0	1	0	0	6	
Tim Bowens	1994-04	1	0	0	1	0	0	6	
J.B. Brown	1989-96	1	0	0	1	0	0	6	
Bob Brudzinski	1981-89	1	0	0	1	0	0	6	
Nick Buoniconti	1969-76	1	0	0	1	0	0	6	
Kevin Burnett	2011-12	1	0	0	1	0	0	6	
Brett Carolan	1996	1	0	1	0	0	0	6	
Leonte Carroo	2016-17	1	0	1	0	0	0	6	
Cris Carter	2002	1	0	1	0	0	0	6	
Joe Carter	1984-86	1	1	0	0	0	0	6	
Rick Casares	1966	1	0	1	0	0	0	6	
Jesse Chatman	2005, 2007	1	1	0	0	0	0	6	
Casey Cramer	2008	1	0	1	0	0	0	6	
Bill Cronin	1966	1	0	1	0	0	0	6	
Daunte Culpepper	2006	1	1	0	0	0	0	6	
Vontae Davis	2009-11	1	0	0	1	0	0	6	
Louis Delmas	2014	1	0	0	1	0	0	6	
Vern Den Herder	1971-82	1	0	1	0	0	0	6	
A.J. Derby	2018	1	0	1	0	0	0	6	
Leland Douglas	1987	1	0	1	0	0	0	6	
Bert Emanuel	2000	1	0	1	0	0	0	6	
Frank Emanuel	1966-69	1	0	0	1	0	0	6	
Tom Erlandson	1966-67	1	0	0	1	0	0	6	
David Fales	2017	1	1	0	0	0	0	6	
A.J. Feeley	2004-05	1	1	0	0	0	0	6	
Cortland Finnegan	2014	1	0	0	1	0	0	6	



ALL-TIME LEADERS

SCORING								
PLAYER	YEARS	TD	TDR	TDP	TDRT	FG	PAT	PTS.
Trent Gamble	2000-03	1	0	0	1	0	0	6
Cookie Gilchrist	1966	1	0	1	0	0	0	6
Kerry Glenn	1990-92	1	0	0	1	0	0	6
Hunter Goodwin	1999-01	1	0	1	0	0	0	6
Frank Gore	2018	1	0	1	0	0	0	6
Vince Heflin	1982-85	1	0	1	0	0	0	6
Will Heller	2005	1	0	1	0	0	0	6
Renaldo Hill	2006-08	1	0	0	1	0	0	6
Sean Hill	1994-96	1	0	0	1	0	0	6
Trell Hooper	1987	1	0	0	1	0	0	6
Xavien Howard	2016-18	1	0	0	1	0	0	6
Steve Howell	1979-81	1	1	0	0	0	0	6
Ricky Isom	1987	1	1	0	0	0	0	6
Calvin Jackson	1994-99	1	0	0	1	0	0	6
Vestee Jackson	1991-93	1	0	0	1	0	0	6
Pete Jaquess	1966-67	1	0	0	1	0	0	6
Greg Jennings	2015	1	0	1	0	0	0	6
Pat Johnson	1995	1	0	0	1	0	0	6
Dominique Jones	2016	1	0	1	0	0	0	6
Robert Jones	1998-00	1	0	0	1	0	0	6
Nate Kaeding	2012	0	0	0	0	1	3	6
Chuck Klingbeil	1991-95	1	0	0	1	0	0	6
Bernie Kosar	1994-96	1	1	0	0	0	0	6
Michael Lehan	2006-08	1	0	0	1	0	0	6
Charles Leigh	1971-74	1	1	0	0	0	0	6
David Lewis	1987	1	0	1	0	0	0	6
Phillip Merling	2008-11	1	0	0	1	0	0	6
Koa Misi	2010-17	1	0	0	1	0	0	6
Kenny Mixon	1998-01	1	0	0	1	0	0	6
Knowshawn Moreno	2014	1	1	0	0	0	0	6
Earl Morrall	1972-76	1	1	0	0	0	0	6
Cliff Odom	1990-93	1	0	0	1	0	0	6
Nick O'Leary	2018	1	0	1	0	0	0	6
Chad Pennington	2008-10	1	1	0	0	0	0	6
Brett Perriman	1997	1	0	1	0	0	0	6
Lousaka Polite	2008-10	1	1	0	0	0	0	6
Derrick Pope	2004-07	1	0	0	1	0	0	6
Willie Richardson	1970	1	0	1	0	0	0	6
John Roderick	1966-67	1	0	1	0	0	0	6
Jake Scott	1970-75	1	0	0	1	0	0	6
Scott Secules	1989-92	1	1	0	0	0	0	6
Derrick Shelby	2012-15	1	0	0	1	0	0	6
Steve Slaton	2011	1	1	0	0	0	0	6
Gerald Small	1978-83	1	0	0	1	0	0	6
Willie Smith	1987	1	0	1	0	0	0	6
Brian Sochia	1986-91	1	0	0	1	0	0	6
Kory Sperry	2009	1	0	1	0	0	0	6
John Stofa	1966-67, 1969-70	1	1	0	0	0	0	6
John Tagliaferri	1987	1	1	0	0	0	0	6
Norris Thomas	1977-79	1	0	0	1	0	0	6
Thurman Thomas	2000	1	0	1	0	0	0	6
Bob Torrey	1979	1	1	0	0	0	0	6
Olivier Vernon	2012-15	1	0	0	1	0	0	6
Frank Wainright	1995-98	1	0	1	0	0	0	6
Fulton Walker	1981-85	1	0	0	1	0	0	6
Willie West	1966-68	1	0	0	1	0	0	6
Jarvis Williams	1988-93	1	0	0	1	0	0	6
Robert Wilson	1994-96	1	0	1	0	0	0	6
Dick Wood	1966	1	1	0	0	0	0	6
296. Van Tiffin	1987	0	0	0	0	0	4	4
297. Charlie Anderson	2008-09	0	0	0	0	0	0	2*
Kevin Carter	2005-06	0	0	0	0	0	0	2*



ALL-TIME LEADERS

SCORING

PLAYER	YEARS	TD	TDR	TDP	TDRT	FG	PAT	PTS.
Mike Charles	1983-86	0	0	0	0	0	0	2*
A.J. Duhe	1977-84	0	0	0	0	0	0	2*
Terrence Fede	2014-17	0	0	0	0	0	0	2*
Larry Gordon	1976-82	0	0	0	0	0	0	2*
Jermaine Haley	2000-02	0	0	0	0	0	0	2*
Reggie Howard	2004-05	0	0	0	0	0	0	2*
Sammy Knight	2003-04	0	0	0	0	0	0	2*
Seniorise Perry	2017	0	0	0	0	0	0	2*
Don Reese	1974-76	0	0	0	0	0	0	2*
Cameron Wake	2009-18	0	0	0	0	0	0	2*
George Wilson	1966	0	0	0	0	0	0	2#

* — safety # — two point conversion ^ — defensive two point conversion

INTERCEPTIONS

	PLAYER	YEARS	NO.	YDS.	AVG.	LG	TD
1.	Jake Scott	1970-75	35	425	12.1	47	0
2.	Dick Anderson	1968-77	34	792	23.3	96t	3
3.	Sam Madison	1997-05	31	487	15.7	42	2
4.	Glenn Blackwood	1979-87	29	398	13.7	50	1
	Patrick Surtain	1998-04	29	298	10.3	43	2
6.	Louis Oliver	1989-93, 1995-96	24	569	23.7	103t	2
	Terrell Buckley	1995-99, 2003	24	425	17.7	91t	3
	William Judson	1982-89	24	368	15.3	61t	2
9.	Gerald Small	1978-83	23	378	16.4	46t	1
10.	Curtis Johnson	1970-78	22	190	8.6	34	0
	Tim Foley	1970-80	22	96	4.4	18	0
12.	Brock Marion	1998-03	20	431	21.6	100t	2
	Reshad Jones	2010-18	20	332	16.6	54	3
	Don McNeal	1980-89	18	163	9.1	30	2
15.	Zach Thomas	1996-07	17	170	10.0	34t	4
16.	J.B. Brown	1989-96	16	293	18.3	48	1
17.	Dick Westmoreland	1966-69	15	231	15.4	42	2
18.	Troy Vincent	1992-95	14	284	20.3	69	2
	Jarvis Williams	1988-93	14	216	15.4	42	1
	Lloyd Mumphord	1969-74	14	187	13.4	51	2
	Lyle Blackwood	1981-86	14	173	12.4	45	0
	Earnie Rhone	1975-84	14	110	7.9	16	0
23.	Brent Grimes	2013-15	13	202	15.5	94t	2
	Willie West	1966-68	13	180	13.8	32	0
	Paul Lankford	1982-91	13	89	6.8	44	0
26.	Charlie Babb	1972-79	12	141	11.8	36	0
	Brian Walker	1997-98, 2000-01	12	92	7.7	31	0
28.	Jimmy Warren	1966-69	11	247	22.5	70t	1
29.	Vontae Davis	2009-11	9	124	13.8	28	1
30.	Mike Kozlowski	1979-86	8	172	21.5	38t	2
	Larry Gordon	1976-82	8	121	15.1	36	0
	Bob Matheson	1971-79	8	111	13.9	34	0
	Jason Taylor	1997-07, 2009, 2011	8	110	13.8	51t	3
	Nick Buoniconti	1969-76	8	89	11.1	24	0
	Jason Allen	2006-10	8	41	5.1	17	0
36.	Sammy Knight	2003-04	7	130	18.6	70	0
	Norris Thomas	1977-79	7	115	16.4	53t	1
	Will Allen	2006-11	7	114	16.3	32t	1
	Xavien Howard	2016-18	7	110	15.7	39	1
	André Goodman	2006-08	7	76	10.9	55	0
41.	Renaldo Hill	2006-08	6	91	15.2	24	0
	Yeremiah Bell	2004-11	6	89	14.8	29	0
	Kim Bokamper	1977-85	6	55	9.2	24t	1
	John Bramlett	1967-68	6	49	8.2	22	0
45.	Bob Petrella	1966-71	5	104	20.8	33	0
	Kiko Alonso	2016-18	5	100	20.0	60t	1



ALL-TIME LEADERS

INTERCEPTIONS						
PLAYER	YEARS	NO.	YDS.	AVG.	LG	TD
Bud Brown	1984-88	5	96	19.2	53	0
Neal Colzie	1979	5	86	17.2	56	0
Mike Kolen	1970-77	5	85	17.0	29	0
Liffort Hobley	1987-93	5	61	12.2	22	0
Fulton Walker	1981-85	5	61	12.2	30	0
Arturo Freeman	2000-04	5	59	11.8	47	0
Sean Smith	2009-12	5	56	11.2	31	0
Bob Brudzinski	1981-89	5	46	9.2	19	0
Rick Volk	1977-78	5	42	8.4	24	0
Nolan Carroll	2010-13	5	25	5.0	24	0
Shawn Wooden	1996-99, 2001-04	5	25	5.0	15	0
Doug Swift	1970-75	5	17	3.4	12	0
Don Bessillieu	1979-81	5	13	2.6	12	0
60. Calvin Jackson	1994-99	4	105	26.3	61t	1
Lance Schulters	2005, 2007	4	78	19.5	37	0
Tom Erlandson	1966-67	4	68	17.0	37	1
Jimmy Wilson	2011-14	4	57	14.3	31	0
T.J. McDonald	2017-18	4	48	12.0	31	0
Frank Emanuel	1966-69	4	46	12.5	24	0
John Offerdahl	1986-93	4	44	11.0	28	0
Tim McKyer	1990	4	40	10.0	21	0
Randy Starks	2008-14	4	33	8.3	18	0
Chris Clemons	2009-13	4	29	7.3	29	0
Gene Atkins	1994-96	4	24	6.0	18	0
Mark Brown	1983-88	4	18	4.5	13	0
Michael Stewart	1994-96	4	11	2.8	11	0
Dimitri Patterson	2012-13	4	7	1.8	3	0
Bobby McCain	2015-18	4	6	1.5	6	0
Tony Lippett	2015-17	4	0	0.0	0	0
76. Vestee Jackson	1991-93	3	63	21.0	30t	1
Ed Taylor	1979-82	3	55	18.3	44	0
Rodney Thomas	1988-90	3	52	17.3	48	0
Bryan Cox	1991-95	3	38	12.7	26	0
Travares Tillman	2005-07	3	38	12.7	22	0
Wahoo McDaniel	1966-68	3	35	11.7	20	0
Derrick Rodgers	1997-02	3	33	11.0	21	0
Jerry Wilson	1996-00	3	32	10.7	19	0
Travis Daniels	2005-07	3	31	10.3	29	0
Steve Towle	1975-80	3	30	10.0	16	0
Pete Jaquess	1966-67	3	27	9.0	27	1
A.J. Duhe	1977-84	3	18	6.0	11	0
Ed Weisacosky	1968-70	3	10	3.3	7	0
Aubrey Beavers	1994-95	3	8	2.7	8	0
Nate Jones	2008-09, 2011	3	0	0.0	0	0
91. Donovan Rose	1986-87	2	63	31.5	36	0
Bob Neff	1966-68	2	54	27.0	22	0
Rusty Chambers	1976-80	2	53	26.5	49	0
Dwight Hollier	1992-99	2	47	23.5	36	0
Walt Aikens	2014-18	2	43	21.5	43	0
Ken Ellis	1976	2	40	20.0	40	0
Bobby Harden	1990-93	2	39	19.5	22	0
Robert Sowell	1983-85, 1987	2	36	18.0	29	0
Bill Stanfill	1969-76	2	32	16.0	17t	2
Kerry Glenn	1990-92	2	31	15.5	31t	1
Jamar Fletcher	2001-03	2	30	15.0	30	0
Akin Ayodele	2008-09	2	29	14.5	17	0
Byron Maxwell	2016-17	2	29	14.5	27	0
Dannell Ellerbe	2013-14	2	25	12.5	16	0
Henry Stuckey	1972-74	2	25	12.5	21	0
George Teague	1997	2	25	12.5	23	0
Tyrone Culver	2008-09	2	24	12.0	23	0
Derrick Shelby	2012-15	2	24	12.0	22t	1



ALL-TIME LEADERS

INTERCEPTIONS						
PLAYER	YEARS	NO.	YDS.	AVG.	LG	TD
Joey Porter	2007-08	2	19	9.5	14	0
Isa Abdul-Quddus	2016	2	16	8.0	9	0
Tate Randle	1987	2	16	8.0	11	0
John McGeever	1966	2	15	7.5	15	0
Tom Beier	1967, 1969	2	14	7.0	7	0
Robert Jones	1998-00	2	14	7.0	14t	1
Trell Hooper	1987	2	11	5.5	11	0
Benny Sapp	2010-11	2	9	4.5	9	0
Jeris White	1974-76	2	4	2.0	4	0
Tyrone Braxton	1994	2	3	1.5	3	0
Chris Green	1991-94	2	0	0.0	0	0
Derrick Pope	2004-07	2	0	0.0	0	0
121. Louis Delmas	2014	1	81	81.0	81t	1
Kenny Mixon	1998-01	1	56	56.0	56t	1
Marvin Mitchell	2011	1	55	55.0	55	0
Jay Brophy	1984-86	1	41	41.0	41	0
Jared Odrick	2010-14	1	39	39.0	39	0
Zack Bowman	2015	1	38	38.0	38	0
Kevin Burnett	2011-12	1	34	34.0	34t	1
Dean Brown	1970	1	32	32.0	32	0
Hugh Green	1985-91	1	28	28.0	28	0
Earl Faison	1966	1	26	26.0	26	0
Jerome Baker	2018	1	25	25.0	25t	1
Phillip Merling	2008-11	1	25	25.0	25t	1
Vern Den Herder	1971-82	1	24	24.0	24	0
Charles Cornelius	1977-78	1	21	21.0	21	0
Bob Bruggers	1966-68	1	20	20.0	20	0
Ralph Ortega	1979-80	1	17	17.0	13	0
Jordan Phillips	2015-18	1	17	17.0	17	0
Bacarri Rambo	2016	1	17	17.0	17	0
Ted Davis	1970	1	15	15.0	15	0
Karlos Dansby	2010-12	1	14	14.0	14	0
Minkah Fitzpatrick	2018	1	14	14.0	14	0
Rick Graf	1987-90	1	14	14.0	14	0
Shawn Lee	1990-91	1	14	14.0	14	0
Cameron Wake	2009-18	1	12	12.0	12	0
Mike Hull	2015-17	1	8	8.0	8	0
Richard Marshall	2012	1	7	7.0	7	0
Jackie Shipp	1984-88	1	7	7.0	7	0
Craig Veasey	1993-94	1	7	7.0	7	0
Reggie Howard	2004-05	1	5	5.0	5	0
Eric Kumerow	1988-90	1	5	5.0	5	0
Alex Moyer	1985-86	1	4	4.0	4	0
Greg Jeffries	1999-00	1	3	3.0	3	0
Jack Rudolph	1966	1	3	3.0	3	0
Chris Singleton	1993-96	1	3	3.0	3	0
Brendon Ayanbadejo	2003-04	1	2	2.0	2	0
Larry Ball	1972-74, 1977-78	1	2	2.0	2	0
Mike Charles	1983-86	1	2	2.0	2	0
Channing Crowder	2005-10	1	2	2.0	2	0
Mike Reichenbach	1990-91	1	2	2.0	2	0
Randall Edmunds	1968-69	1	1	1.0	1	0
Bruce Alexander	1992-93	1	0	0.0	0	0
Bob Baumhower	1977-86	1	0	0.0	0	0
Tim Bowens	1994-04	1	0	0.0	0	0
Jeff Cross	1989-95	1	0	0.0	0	0
Scott Galyon	2000-02	1	0	0.0	0	0
Jermaine Haley	2000-02	1	0	0.0	0	0
Neville Hewitt	2015-17	1	0	0.0	0	0
Sean Hill	1994-96	1	0	0.0	0	0
Mack Lamb	1967-68	1	0	0.0	0	0
Michael Lehan	2006-08	1	0	0.0	0	0



ALL-TIME LEADERS/TOP 20 SEASON LEADERS

INTERCEPTIONS

PLAYER	YEARS	NO.	YDS.	AVG.	LG	TD
Darrell Malone	1992-94	1	0	0.0	0	0
Brice McCain	2015	1	0	0.0	0	0
Cliff Odom	1990-93	1	0	0.0	0	0
Muhammad Oliver	1994	1	0	0.0	0	0
Vern Roberson	1977	1	0	0.0	0	0
Bryant Salter	1976	1	0	0.0	0	0
Terrance Shaw	2000	1	0	0.0	0	0
Donnie Spragan	2005-07	1	0	0.0	0	0
R.J. Stanford	2012-14	1	0	0.0	0	0
Michael Thomas	2013-17	1	0	0.0	0	0
Reggie Torbor	2008-09	1	0	0.0	0	0
Jason Trusnik	2011-14	1	0	0.0	0	0
Jay Williams	2002-04	1	0	0.0	0	0
Jeff Zgonina	2003-06	1	0	0.0	0	0
Daryl Gardener	1996-01	1	-1	-1.0	-1	0

RUSHING YARDS

NAME	YEAR	YARDS
1. Ricky Williams	2002	1,853
2. Ricky Williams	2003	1,372
3. Jay Ajayi	2016	1,272
4. Delvin Williams	1978	1,258
5. Lamar Smith	2000	1,139
6. Ricky Williams	2009	1,121
7. Larry Csonka	1972	1,117
8. Karim Abdul-Jabbar	1996	1,116
9. Lamar Miller	2014	1,099
10. Reggie Bush	2011	1,086
11. Larry Csonka	1971	1,051
12. Ronnie Brown	2006	1,008
13. Larry Csonka	1973	1,003
14. Mercury Morris	1972	1,000
15. Reggie Bush	2012	986
16. Lamar Smith	2001	968
17. Karim Abdul-Jabbar	1998	960
18. Mercury Morris	1973	954
19. Ronnie Brown	2008	916
20. Mark Higgs	1992	915

PASSING YARDS

NAME	YEAR	YARDS
1 Dan Marino	1984	5,084
2 Dan Marino	1986	4,746
3 Dan Marino	1994	4,453
4 Dan Marino	1988	4,434
5 Ryan Tannehill	2015	4,208
6 Dan Marino	1985	4,137
7 Dan Marino	1992	4,116
8 Ryan Tannehill	2014	4,045
9 Dan Marino	1989	3,997
10 Dan Marino	1991	3,970
11 Ryan Tannehill	2013	3,913
12 Dan Marino	1997	3,780
13 Dan Marino	1995	3,668
14 Chad Pennington	2008	3,653
15 Dan Marino	1990	3,563
16 Dan Marino	1998	3,497
17 Chad Henne	2010	3,301
18 Ryan Tannehill	2012	3,294
19 Jay Fiedler	2001	3,290
20 Dan Marino	1987	3,245

PASSING TOUCHDOWNS

NAME	YEAR	TDs
1 Dan Marino	1984	48
2 Dan Marino	1986	44
3 Dan Marino	1985	30
Dan Marino	1994	30
5 Dan Marino	1988	28
6 Ryan Tannehill	2014	27
7 Dan Marino	1987	26
8 Dan Marino	1991	25
9 Dan Marino	1989	24
Dan Marino	1992	24
Dan Marino	1995	24
Ryan Tannehill	2013	24
Ryan Tannehill	2015	24
14 Dan Marino	1998	23
15 Bob Griese	1977	22
16 Bob Griese	1968	21
Dan Marino	1990	21
18 Dan Marino	1983	20
Jay Fiedler	2001	20
20 Bob Griese	1971	19
Chad Pennington	2008	19
Ryan Tannehill	2016	19
Jay Cutler	2017	19

RECEPTIONS

NAME	YEAR	REC
1 Jarvis Landry	2017	112
2 Jarvis Landry	2015	110
3 Jarvis Landry	2016	94
4 O.J. McDuffie	1998	90
5 Mark Clayton	1988	86
Brandon Marshall	2010	86
7 Jarvis Landry	2014	84
8 Chris Chambers	2005	82
9 Brandon Marshall	2011	81
10 Davone Bess	2010	79
11 O.J. McDuffie	1997	76
Davone Bess	2009	76
Brian Hartline	2013	76
14 Terry Kirby (RB)	1993	75
15 O.J. McDuffie	1996	74
Brian Hartline	2012	74
17 Mark Clayton	1984	73



TOP 20 SEASON LEADERS

Irving Fryar	1994	73
Randy McMichael (TE)	2004	73
Mike Wallace	2013	73

RECEIVING YARDS

NAME	YEAR	YARDS
1 Mark Clayton	1984	1,389
2 Mark Duper	1986	1,313
3 Mark Duper	1984	1,306
4 Irving Fryar	1994	1,270
5 Brandon Marshall	2011	1,214
6 Jarvis Landry	2015	1,157
7 Mark Clayton	1986	1,150
8 Jarvis Landry	2016	1,136
9 Mark Clayton	1988	1,129
10 Chris Chambers	2005	1,118
11 Mark Duper	1991	1,085
12 Brian Hartline	2012	1,083
13 Mark Clayton	1991	1,053
14 O.J. McDuffie	1998	1,050
15 Tony Martin	1999	1,037
16 Brian Hartline	2013	1,016
17 Brandon Marshall	2010	1,014
18 Mark Clayton	1989	1,011
19 Irving Fryar	1993	1,010
20 Mark Duper	1983	1,003

POINTS

NAME	YEAR	POINTS
1. Olindo Mare	1999	144
2. Caleb Sturgis	2014	128
3. Pete Stoyanovich	1992	124
4. Pete Stoyanovich	1991	121
5. Pete Stoyanovich	1995	118
6. Garo Yepremian	1971	117
Olindo Mare	1997	117
Olindo Mare	2000	117
9. Fuad Reveiz	1985	116
10. Garo Yepremian	1972	115
Dan Carpenter	2010	115
12. Olindo Mare	2002	114
13. Garo Yepremian	1973	113
Dan Carpenter	2011	113
15. Dan Carpenter	2009	112
16. Caleb Sturgis	2013	111
17. Uwe von Schamann	1981	109
Pete Stoyanovich	1993	109
19. Mark Clayton	1984	108
Olindo Mare	2005	108

SACKS

NAME	YEAR	SACKS
1. Bill Stanfill	1973	18.5
Jason Taylor	2002	18.5
3. Joey Porter	2008	17.5
4. Trace Armstrong	2000	16.5
5. Doug Betters	1983	16.0
6. Adewale Ogunleye	2003	15.0
Cameron Wake	2012	15.0
8. Jason Taylor	2000	14.5
9. Doug Betters	1984	14.0
Bryan Cox	1992	14.0

Cameron Wake 2010 14.0

12. Jason Taylor	2006	13.5
13. Jason Taylor	2003	13.0
14. Trace Armstrong	1996	12.0
Jason Taylor	2005	12.0
16. Jeff Cross	1990	11.5
Olivier Vernon	2013	11.5
Cameron Wake	2014	11.5
Cameron Wake	2016	11.5
20. Mel Branch	1968	11.0
Vern Den Herder	1975	11.0
Jason Taylor	2007	11.0

TACKLES

NAME	YEAR	TACKLES
1. Steve Towle	1976	217
2. Zach Thomas	2002	195
3. Zach Thomas	2003	184
4. Zach Thomas	1996	180
Zach Thomas	2001	180
6. Rusty Chambers	1979	178
7. Earnie Rhone	1981	171
8. Zach Thomas	2004	168
9. Zach Thomas	1999	167
10. Zach Thomas	2005	166
11. Zach Thomas	2006	165
12. Steve Towle	1975	164
13. Nick Buoniconti	1973	162
14. Zach Thomas	1998	160
15. Rusty Chambers	1978	151
16. Zach Thomas	1997	149
17. Bryan Cox	1994	147
18. Nick Buoniconti	1972	146
Bob Baumhower	1979	146
20. Nick Buoniconti	1970	145



DOLPHINS OUTSTANDING PERFORMANCES

GAMES OF 300+ PASSING YARDS

PLAYER	DATE	OPPONENT	ATT.	COMP.	YDS.	TD	INT.	LG
Dan Marino	10/23/88	N.Y. JETS	60	35	521	3	5	56
Dan Marino	9/4/94	NEW ENGLAND	42	23	473	5	1	64t
Dan Marino	12/2/84	L.A. RAIDERS	57	35	470	4	2	64
Dan Marino	10/1/95	at Cincinnati	48	33	450	2	1	58
Dan Marino	9/21/86	at N.Y. Jets	50	30	448	6	2	46t
Dan Marino	9/25/94	at Minnesota	54	29	431	3	3	43
Ryan Tannehill	9/30/12	at Arizona	41	26	431	1	2	80t
Dan Marino	9/30/84	at St. Louis	36	24	429	3	0	51
Dan Marino	9/24/89	N.Y. JETS	55	33	427	3	2	43t
Dan Marino	11/4/84	at N.Y. Jets	42	23	422	2	2	54
* Dan Marino	12/30/95	at Buffalo	64	33	422	2	3	45t
* Dan Marino	1/6/85	PITTSBURGH	32	21	421	4	1	41
Chad Henne	9/12/11	New England	49	30	416	2	1	41
Joey Harrington	10/22/06	GREEN BAY	62	33	414	2	3	44
David Woodley	10/25/81	at Dallas	37	21	408	3	5	69t
Dan Marino	12/9/84	at Indianapolis	41	29	404	4	1	42
Dan Marino	11/16/86	at Buffalo	54	39	404	4	0	39
Dan Marino	12/12/88	CLEVELAND	50	30	404	4	3	46
* Don Strock	1/2/82	SAN DIEGO	43	29	403	4	1	50t
Dan Marino	12/14/86	at L.A. Rams	46	29	403	5	1	69t
Ryan Tannehill	12/21/14	MINNESOTA	47	35	396	4	1	41
Dan Marino	12/20/87	WASHINGTON	50	22	393	3	1	59t
Dan Marino	10/10/99	at Indianapolis	38	25	393	2	0	62
Dan Marino	9/29/85	at Denver	43	25	390	3	0	73
Dan Marino	11/23/97	at New England	60	38	389	0	3	27
Ryan Tannehill	9/18/16	at New England	45	32	387	2	2	33
Brock Osweiler	10/14/18	CHICAGO	44	28	380	3	2	75t
Dan Marino	12/13/87	at Philadelphia	39	25	376	3	1	54
Dan Marino	10/12/97	at N.Y. Jets	38	27	372	2	0	36t
Bernie Kosar	10/15/95	at New Orleans	42	29	368	3	2	31t
Dan Marino	12/9/90	PHILADELPHIA	54	27	365	2	0	37
Steve DeBerg	12/5/93	N.Y. Giants	41	26	365	1	2	44
Chad Henne	9/26/10	N.Y. JETS	44	26	363	2	1	40
Dan Marino	11/10/85	N.Y. JETS	37	21	362	3	3	60
Gus Fרותte	11/13/05	NEW ENGLAND	47	25	360	2	1	47
Dan Marino	11/6/88	at New England	51	29	359	1	2	32
Dan Marino	11/12/89	at N.Y. Jets	34	18	359	3	2	78t
Dan Marino	11/27/94	at N.Y. Jets	44	31	359	4	2	28t
Ryan Tannehill	9/20/15	at Jacksonville	44	30	359	2	0	48
Dan Marino	10/25/92	INDIANAPOLIS	45	25	355	2	3	48t
Dan Marino	12/21/98	DENVER	38	23	355	4	1	56t
Dan Marino	11/27/88	at N.Y. Jets	35	17	353	5	0	80t
Ryan Tannehill	11/29/15	at N.Y. Jets	58	33	351	3	1	40
Ryan Tannehill	1/3/16	NEW ENGLAND	38	25	350	2	0	46
Bob Griese	11/20/78	at Houston	33	23	349	2	1	47
Chad Henne	12/20/09	at Tennessee	46	29	349	1	3	57
Ryan Tannehill	12/14/14	at New England	47	29	346	1	2	50
Dan Marino	12/8/85	at Green Bay	44	30	345	5	1	61
Scott Mitchell	10/31/93	KANSAS CITY	33	22	344	3	0	77t
Steve DeBerg	12/13/93	PITTSBURGH	44	27	344	1	2	47
Dan Marino	12/3/95	ATLANTA	50	35	343	2	2	32
Chad Pennington	11/23/08	NEW ENGLAND	41	24	341	3	1	46
Dan Marino	12/17/84	DALLAS	40	23	340	4	2	63
Dan Marino	12/24/89	KANSAS City	47	28	339	3	1	35
Dan Marino	11/18/84	at San Diego	41	28	338	2	1	32
Dan Marino	10/12/86	BUFFALO	41	24	337	1	1	39
Chad Henne	12/6/09	NEW ENGLAND	52	29	335	2	1	29
Dan Marino	10/22/89	GREEN BAY	37	24	333	2	2	61
Dan Marino	11/12/95	NEW ENGLAND	37	27	333	2	2	31t
Dan Marino	11/1/87	PITTSBURGH	31	25	332	4	2	50t
Ryan Tannehill	12/1/13	at N.Y. Jets	43	28	331	2	1	31t
Dan Marino	11/17/85	at Indianapolis	37	22	330	1	0	42



DOLPHINS OUTSTANDING PERFORMANCES

GAMES OF 300+ PASSING YARDS								
PLAYER	DATE	OPPONENT	ATT.	COMP.	YDS.	TD	INT.	LG
Dan Marino	9/15/85	INDIANAPOLIS	48	29	329	2	0	26
Dan Marino	10/16/88	SAN DIEGO	45	26	329	1	0	51
Ryan Tannehill	12/27/15	INDIANAPOLIS	38	26	329	0	1	49
Jay Fiedler	12/28/03	N.Y. JETS	29	21	328	1	1	59
Bob Griese	9/14/69	at Cincinnati	39	19	327	1	2	50
Dan Marino	11/18/91	BUFFALO	42	23	326	2	2	41
Dan Marino	9/7/97	TENNESSEE	43	24	324	0	0	50
* Dan Marino	1/12/91	at Buffalo	49	23	323	3	2	64t
Dan Marino	10/12/98	at Jacksonville	49	30	323	2	1	28
Don Strock	12/15/79	N.Y. JETS	41	26	322	1	2	38
Dan Marino	10/9/83	BUFFALO	29	19	322	3	2	63
Dan Marino	9/14/92	at Cleveland	35	25	322	1	0	47
Dan Marino	12/27/99	N.Y. JETS	52	29	322	3	3	32t
Chad Henne	12/27/09	HOUSTON	55	35	322	1	1	35
Dan Marino	10/14/84	HOUSTON	32	25	321	3	0	32
Dan Marino	10/6/91	at New England	38	25	321	2	0	34
Dan Marino	11/16/92	BUFFALO	33	22	321	2	1	55
Dan Marino	12/13/98	N.Y. JETS	57	30	321	1	1	31
Dan Marino	12/27/98	at Atlanta	36	21	320	1	2	50
Jay Fiedler	12/22/01	at New England	37	21	320	1	0	44
Ryan Tannehill	9/15/13	at Indianapolis	34	23	319	1	0	67
Ryan Tannehill	9/25/16	Cleveland	39	25	319	3	2	42t
** Dan Marino	1/20/85	vs. San Francisco	50	29	318	1	2	30
Trent Green	9/23/07	at N.Y. Jets	36	23	318	1	1	43
Dan Marino	10/21/84	at New England	39	24	316	4	1	28
Cleo Lemon	12/16/07	BALTIMORE	39	23	315	1	0	64t
Chad Pennington	10/26/08	BALTIMORE	30	22	314	1	0	64
Dan Marino	12/5/99	INDIANAPOLIS	38	24	313	3	1	33t
Dan Marino	11/20/94	at Pittsburgh	45	31	312	1	1	45
Ryan Tannehill	12/15/13	NEW ENGLAND	37	25	312	3	0	39t
Dan Marino	9/2/84	at Washington	28	21	311	5	0	74
Dan Marino	12/4/94	BUFFALO	42	25	311	3	3	45t
Jay Cutler	11/5/17	Oakland	42	34	311	3	0	27
Dan Marino	12/7/97	DETROIT	39	24	310	2	1	27t
Jay Fiedler	9/29/02	at Kansas City	45	29	310	1	4	38
Ryan Tannehill	11/24/13	CAROLINA	42	28	310	1	1	57
David Woodley	9/27/81	at Baltimore	30	19	309	2	0	48
John Stofa	12/18/66	HOUSTON	38	22	307	4	2	48t
Dan Marino	12/1/91	TAMPA BAY	32	20	307	2	0	51
Chad Henne	11/28/10	at Oakland	30	17	307	2	1	57t
Ryan Tannehill	10/6/13	BALTIMORE	40	21	307	1	0	49
Ryan Tannehill	11/8/15	at Buffalo	35	26	307	0	0	46
Bob Griese	10/17/76	KANSAS CITY	35	25	306	1	2	39
Chad Henne	10/4/10	NEW ENGLAND	38	28	305	2	3	28t
Dan Marino	12/4/88	INDIANAPOLIS	32	26	304	3	1	55
Dan Marino	11/30/86	ATLANTA	40	20	303	2	4	54t
Dan Marino	10/25/87	BUFFALO	36	24	303	4	0	25t
A.J. Feeley	12/5/04	BUFFALO	51	25	303	3	5	36
Dan Marino	10/20/85	TAMPA BAY	39	27	302	3	1	42
Dan Marino	9/28/86	SAN FRANCISCO	46	27	301	1	4	24
Dan Marino	12/10/89	NEW ENGLAND	32	21	300	0	1	36
Ryan Tannehill	10/29/15	at New England	44	28	300	0	2	29

* Playoff game

** Super Bowl



DOLPHINS OUTSTANDING PERFORMANCES

GAMES OF 100+ RECEIVING YARDS

PLAYER	DATE	OPPONENT	NO.	YDS.	TD	LG
Brian Hartline	9/30/12	at Arizona	12	253	1	80t
Chris Chambers	12/4/05	BUFFALO	15	238	1	57
Mark Duper	11/10/85	N.Y. JETS	8	217	2	60t
Irving Fryar	9/4/94	NEW ENGLAND	5	211	3	54t
Nat Moore	10/4/81	N.Y. JETS	7	210	2	52
Mark Duper	10/9/83	BUFFALO	7	202	2	63
Duriel Harris	10/28/79	GREEN BAY	10	180	1	37t
Kenny Stills	11/19/17	TAMPA BAY	7	180	1	61t
Mark Duper	9/2/84	at Washington	6	178	2	74t
Mark Clayton	12/2/84	L.A. RAIDERS	9	177	2	64t
Ted Ginn, Jr.	10/26/08	BUFFALO	7	175	0	64
Mark Clayton	9/21/86	at N.Y. Jets	8	174	1	42
Mark Duper	9/23/84	INDIANAPOLIS	7	173	2	80t
Mark Duper	12/20/87	WASHINGTON	6	170	3	59t
Tony Martin	10/10/99	at Indianapolis	10	166	1	40
Brandon Marshall	9/26/10	N.Y. JETS	10	166	1	40
Duriel Harris	10/25/81	at Dallas	6	165	0	45
Jarvis Landry	11/29/15	at N.Y. Jets	13	165	1	40
Jimmy Cefalo	10/25/81	at Dallas	5	164	1	69t
Mark Duper	9/30/84	at St. Louis	8	164	0	51
Bo Roberson	12/4/66	at Denver	6	161	0	71
Irving Fryar	9/25/94	at Minnesota	6	160	0	43
Paul Warfield	11/14/71	PITTSBURGH	3	158	3	86t
Mark Duper	11/4/84	at N.Y. Jets	7	155	0	54
Albert Wilson	10/14/18	CHICAGO	6	155	2	75t
Mark Duper	9/21/86	at N.Y. Jets	7	154	2	46t
* O.J. McDuffie	12/30/95	at Buffalo	11	154	1	31
Mark Clayton	10/23/88	N.Y. JETS	10	153	2	45t
Oronde Gadsden	12/27/98	at Atlanta	9	153	0	50
Chris Chambers	12/28/03	N.Y. JETS	9	153	1	24
Mark Clayton	12/17/84	DALLAS	4	150	3	63t
* Mark Duper	1/6/85	PITTSBURGH	5	148	2	41t
Terry Kirby	12/19/93	Buffalo	9	148	1	30t
Paul Warfield	9/19/71	at Denver	6	146	1	36
Chris Chambers	1/2/05	at Baltimore	4	146	1	76t
Duriel Harris	11/8/81	at New England	8	145	0	55
Mark Duper	12/14/86	at L.A. Rams	5	145	3	69t
Nat Moore	12/17/77	BUFFALO	5	144	1	67
Mark Clayton	9/30/84	at St. Louis	5	143	1	42
Mark Clayton	9/7/86	at San Diego	5	143	2	49t
Brandon Marshall	12/24/11	at New England	6	143	1	47
Otto Stowe	11/27/72	ST. LOUIS	6	140	2	37t
* Paul Warfield	12/25/71	at Kansas City	7	140	0	42
Paul Warfield	11/17/74	BUFFALO	4	139	1	54
Fred Barnett	12/8/96	N.Y. GIANTS	4	139	0	66
Brandon Marshall	9/12/11	New England	7	139	0	31
Mark Clayton	9/1/91	at Buffalo	6	138	2	43t
Chris Chambers	12/15/02	OAKLAND	7	138	0	40
Patrick Cobbs	10/12/08	at Houston	3	138	2	80t
O.J. McDuffie	10/27/97	CHICAGO	7	137	0	55
Lamar Thomas	12/21/98	DENVER	6	136	3	56t
O.J. McDuffie	9/7/97	TENNESSEE	8	135	0	50
Jarvis Landry	9/18/16	at New England	10	135	0	33
Mark Duper	10/30/83	L.A. RAMS	7	134	1	46t
Mark Duper	12/9/91	CINCINNATI	7	134	1	43t
DeVante Parker	10/25/18	at Houston	6	134	0	46
Paul Warfield	12/10/72	at N.Y. Giants	4	132	1	44
Mark Duper	10/23/88	N.Y. JETS	6	132	0	56
O.J. McDuffie	11/8/98	INDIANAPOLIS	9	132	2	61t
Mark Duper	10/15/89	at Cincinnati	5	129	0	41
Davone Bess	11/25/12	Seattle	7	129	0	39
Bo Roberson	9/18/66	at Buffalo	5	128	1	54t



DOLPHINS OUTSTANDING PERFORMANCES

GAMES OF 100+ RECEIVING YARDS

PLAYER	DATE	OPPONENT	NO.	YDS.	TD	LG
Marlin Briscoe	11/12/72	NEW ENGLAND	4	128	2	51t
Mark Clayton	12/3/89	at Kansas City	9	128	1	47
Chris Chambers	10/24/04	ST. LOUIS	3	128	1	71t
Duriel Harris	10/9/77	at Baltimore	4	127	0	47
Nat Moore	9/30/79	at N.Y. Jets	8	127	1	36
Mark Clayton	12/9/84	at Indianapolis	9	127	1	32
Brandon Marshall	10/17/10	at Green Bay	10	127	0	23
Brian Hartline	12/1/13	at N.Y. Jets	9	127	1	31t
Mike Wallace	11/24/13	CAROLINA	5	127	1	57
Jack Clancy	12/3/67	at Houston	7	126	1	44t
* Paul Warfield	1/2/72	BALTIMORE	2	125	1	75t
Mark Clayton	11/12/89	at N.Y. Jets	4	125	1	78t
Mark Duper	10/7/90	N.Y. JETS	5	125	2	69t
Howard Twilley	11/3/68	at San Diego	7	124	1	38
Nat Moore	10/10/76	at Baltimore	3	124	1	67t
Chris Chambers	12/22/01	at New England	7	124	0	44
Mark Duper	9/13/87	at New England	9	123	2	26
Oronde Gadsden	10/10/99	at Indianapolis	4	123	1	62
Marty Booker	10/10/04	at New England	7	123	0	45
Davone Bess	9/30/12	at Arizona	7	123	0	21
Paul Warfield	10/10/70	at N.Y. Jets	5	122	1	40
Mark Clayton	11/3/85	at New England	7	122	0	39
Mark Clayton	10/29/89	at Buffalo	7	122	1	44t
Mel Baker	12/15/74	NEW ENGLAND	4	121	2	46t
Nat Moore	9/23/79	CHICAGO	5	121	0	36
Mark Duper	11/20/83	BALTIMORE	5	121	1	85t
O.J. McDuffie	10/20/96	at Philadelphia	7	121	2	36
Chris Chambers	12/11/05	at San Diego	8	121	2	35t
Chris Chambers	12/3/06	JACKSONVILLE	8	121	0	46
Paul Warfield	10/3/70	OAKLAND	3	120	2	54t
Tony Nathan	9/29/85	at Denver	10	120	0	73
Tony Martin	9/10/00	at Minnesota	6	120	0	44
Rishard Matthews	11/11/13	at Tampa Bay	11	120	2	19t
Jarvis Landry	9/25/16	Cleveland	7	120	1	42t
Duriel Harris	11/18/79	at Cleveland	4	119	0	51
Fred Banks	12/10/89	NEW ENGLAND	6	119	0	36
Oronde Gadsden	10/23/00	at N.Y. Jets	7	119	0	29
Tony Nathan	9/28/80	NEW ORLEANS	7	118	0	22
Mark Duper	10/16/88	SAN DIEGO	7	118	1	51
Fred Banks	12/12/88	CLEVELAND	6	118	0	46
* O.J. McDuffie	1/9/99	at Denver	9	118	0	23
Tony Martin	10/17/99	at New England	7	118	1	69t
Chris Chambers	9/7/03	HOUSTON	7	118	2	57t
Duriel Harris	9/9/79	SEATTLE	5	117	0	51
* Mark Duper	12/31/83	SEATTLE	9	117	1	32t
Ferrell Edmunds	11/27/88	at N.Y. Jets	2	117	1	80t
Mark Ingram	11/27/94	at N.Y. Jets	9	117	4	28t
Davone Bess	12/6/09	NEW ENGLAND	10	117	1	19
Duriel Harris	11/12/76	BALTIMORE	5	116	0	44
Duriel Harris	11/25/79	at Baltimore	7	116	2	31t
Mark Clayton	11/27/88	at N.Y. Jets	7	116	2	31t
Oronde Gadsden	11/25/01	at Buffalo	8	116	0	42
Mark Duper	11/30/86	ATLANTA	4	115	1	54t
Marty Booker	11/23/06	at Detroit	7	115	2	48
Mike Wallace	9/15/13	at Indianapolis	9	115	1	34
Rishard Matthews	9/20/15	at Jacksonville	6	115	0	48
Jack Clancy	11/19/67	at Oakland	8	114	0	39
Nat Moore	9/25/77	at San Francisco	3	114	2	73t
Duriel Harris	11/30/81	PHILADELPHIA	9	114	1	39
* Tony Nathan	1/2/82	SAN DIEGO	9	114	1	32
Freddie Solomon	12/5/76	BUFFALO	5	114	1	53t
* Tony Nathan	1/6/85	PITTSBURGH	8	114	0	30



DOLPHINS OUTSTANDING PERFORMANCES

GAMES OF 100+ RECEIVING YARDS

PLAYER	DATE	OPPONENT	NO.	YDS.	TD	LG
Oronde Gadsden	1/2/00	at Washington	9	114	1	26
Brian Hartline	9/8/13	at Cleveland	9	114	1	34t
Charles Clay	12/21/14	MINNESOTA	6	114	0	41
Joe Auer	9/17/67	DENVER	2	113	1	68t
Marlin Briscoe	9/15/74	at New England	9	113	1	20
Nat Moore	11/2/75	at Chicago	4	113	1	79t
Mark Duper	9/24/89	N.Y. JETS	6	113	0	26
* Mark Duper	1/12/91	at Buffalo	3	113	1	64t
Irving Fryar	11/20/94	at Pittsburgh	6	113	0	45
Irving Fryar	9/10/95	at New England	3	113	2	67t
Chris Chambers	11/11/01	at Indianapolis	3	113	2	74t
Rishard Matthews	9/27/15	BUFFALO	6	113	2	46t
Irving Fryar	11/13/94	CHICAGO	9	112	0	21
James McKnight	11/24/02	SAN DIEGO	3	111	1	77
Davone Bess	11/28/10	at Oakland	6	111	0	29
Greg Camarillo	11/2/08	at Denver	11	111	0	23
Brian Hartline	9/16/12	Oakland	9	111	0	21
Jarvis Landry	12/27/15	Indianapolis	7	111	0	26
Frank Jackson	12/18/66	HOUSTON	4	110	1	48t
Mark Clayton	10/7/84	at Pittsburgh	5	110	0	33
Mark Duper	11/2/86	HOUSTON	2	110	1	85t
Jim Jensen	11/6/88	at New England	12	110	0	17
Scott Schwedes	12/18/88	at Pittsburgh	4	110	0	42
Tony Martin	10/4/93	Washington	4	110	1	80t
Irving Fryar	12/4/94	BUFFALO	5	110	2	45t
Irving Fryar	9/3/95	N.Y. JETS	5	110	2	50t
O.J. McDuffie	11/23/97	at New England	9	110	0	27
Marty Booker	10/22/06	GREEN BAY	7	110	1	40
Greg Camarillo	12/13/09	at Jacksonville	7	110	0	24
Jarvis Landry	9/20/15	at Jacksonville	8	110	0	36
Jim Kiick	10/26/69	BUFFALO	3	109	1	53t
Duriel Harris	9/11/83	NEW ENGLAND	4	109	1	64t
Nat Moore	9/29/85	at Denver	5	109	1	69t
Mark Clayton	10/19/86	L.A. RAIDERS	4	109	1	68t
Mark Duper	11/16/86	at Buffalo	7	109	1	27t
* Keith Jackson	11/8/95	at San Diego	8	109	2	31
Tony Martin	12/5/99	INDIANAPOLIS	6	109	1	33t
Chris Chambers	9/16/07	DALLAS	9	109	0	24
Greg Camarillo	12/16/07	BALTIMORE	3	109	1	64t
Brandon Marshall	10/17/11	at N.Y. Jets	6	109	0	46
Charles Clay	9/15/13	at Indianapolis	5	109	0	67
Paul Warfield	10/31/71	at L.A. Rams	3	108	1	74t
Mark Clayton	12/12/88	CLEVELAND	8	108	2	21
O.J. McDuffie	11/6/94	INDIANAPOLIS	7	108	1	28t
Ted Ginn, Jr.	9/21/09	INDIANAPOLIS	11	108	0	21
Jarvis Landry	12/17/16	at N.Y. Jets	3	108	1	66t
Mark Duper	12/2/85	CHICAGO	5	107	0	52
Scott Schwedes	11/12/89	at N.Y. Jets	3	107	1	65t
Terry Kirby	12/13/93	Pittsburgh	7	107	0	47
Anthony Fasano	11/14/10	TENNESSEE	5	107	1	31
Brian Hartline	11/4/12	at Indianapolis	8	107	0	35
Jakeem Grant	12/24/17	at Kansas City	4	107	1	65t
Larry Seiple	11/16/69	at Buffalo	8	106	0	25
Nat Moore	10/17/76	KANSAS CITY	5	106	0	39
* Duriel Harris	1/2/82	SAN DIEGO	6	106	0	34
Mark Clayton	10/28/84	BUFFALO	3	106	2	65t
Mark Clayton	9/15/85	INDIANAPOLIS	8	106	1	26
Tony Martin	12/1/91	TAMPA BAY	5	106	1	51
Mark Duper	12/15/91	at San Diego	8	106	0	39
O.J. McDuffie	11/10/96	INDIANAPOLIS	6	106	1	36
Charles Jordan	11/30/97	at Oakland	5	106	2	44t
Brandon Marshall	12/19/10	BUFFALO	11	106	1	16



DOLPHINS OUTSTANDING PERFORMANCES

GAMES OF 100+ RECEIVING YARDS

PLAYER	DATE	OPPONENT	NO.	YDS.	TD	LG
Brandon Marshall	11/6/11	at Kansas City	8	106	1	30
DeVante Parker	1/3/16	NEW ENGLAND	5	106	1	46
DeVante Parker	9/18/16	at New England	8	106	0	28
Kenny Stills	9/9/18	TENNESSEE	4	106	2	75t
Nat Moore	11/4/84	at N.Y. Jets	5	105	1	37t
Andre Brown	10/29/89	at Buffalo	5	105	1	44t
O.J. McDuffie	12/13/98	N.Y. JETS	11	105	1	20
Mike Wallace	10/6/13	BALTIMORE	7	105	0	49
Mike Wallace	12/15/13	NEW ENGLAND	6	105	1	39
Joe Auer	11/27/66	NEW ENGLAND	5	104	1	22
Karl Noonan	9/14/68	HOUSTON	7	104	1	44
Paul Warfield	10/3/71	N.Y. JETS	4	104	0	-
Paul Warfield	9/15/74	at New England	5	104	0	39
Howard Twilley	10/17/76	KANSAS CITY	8	104	1	20
Mark Clayton	12/13/87	at Philadelphia	7	104	2	21
Tony Martin	10/13/91	at Kansas City	4	104	0	54
Chris Chambers	11/7/04	ARIZONA	7	104	0	30
Marty Booker	9/11/05	DENVER	5	104	1	60t
Mike Wallace	12/14/14	at New England	5	104	1	50
Paul Warfield	12/15/73	DETROIT	6	103	4	29
Irving Fryar	9/26/93	at Buffalo	7	103	1	36t
Mark Ingram	10/31/93	Kansas city	4	103	1	77t
Irving Fryar	11/7/93	at N. Y. Jets	6	103	1	65t
Irving Fryar	11/27/94	at N.Y. Jets	5	103	0	25
Oronde Gadsden	12/5/99	INDIANAPOLIS	6	103	1	24t
Chris Chambers	11/21/04	at Seattle	9	103	1	28
Marty Booker	12/10/06	NEW ENGLAND	8	103	1	32t
Brandon Marshall	11/24/11	at Dallas	5	103	1	39
DeVante Parker	11/13/16	at San Diego	5	103	0	56
Jarvis Landry	12/11/16	ARIZONA	4	103	0	71
Jack Clancy	10/8/67	KANSAS CITY	6	102	0	28
Larry Seiple	11/2/69	at N.Y. Jets	7	102	2	29t
Nat Moore	11/9/75	N.Y. JETS	4	102	0	63
Nat Moore	12/15/79	N.Y. JETS	5	102	0	34
Tony Nathan	11/20/80	SAN DIEGO	7	102	1	20
Mark Duper	9/28/86	SAN FRANCISCO	7	102	0	24
Mark Duper	10/5/86	at New England	4	102	0	45
Mark Clayton	12/10/89	NEW ENGLAND	6	102	0	34
Mark Clayton	12/24/89	KANSAS CITY	6	102	1	35
O.J. McDuffie	11/29/98	NEW ORLEANS	9	102	3	22t
Tony Martin	12/27/99	N.Y. JETS	6	102	1	32t
Oronde Gadsden	11/4/01	CAROLINA	5	102	0	61
Chris Chambers	9/29/02	at Kansas City	6	102	0	38
Randy McMichael	10/19/03	NEW ENGLAND	8	102	0	22
Marty Booker	11/13/05	NEW ENGLAND	5	102	0	35
Brandon Marshall	12/26/10	DETROIT	10	102	0	14
* Jarvis Landry	1/8/17	at Pittsburgh	11	102	0	17
Jim Mandich	9/29/74	at San Diego	4	101	0	44
* Tony Nathan	1/4/86	CLEVELAND	10	101	0	39
Tony Nathan	9/28/86	SAN FRANCISCO	10	101	0	18
Mark Duper	10/19/86	L.A. RAIDERS	5	101	0	44
Tony Martin	9/13/99	at Denver	4	101	0	40
Chris Chambers	11/25/01	at Buffalo	5	101	2	32t
Chris Chambers	11/27/05	at Oakland	6	101	0	24
Chris Chambers	9/23/07	at N.Y. Jets	6	101	0	26
Mark Duper	11/1/87	PITTSBURGH	5	100	1	50t
Mark Clayton	9/29/91	at N.Y. Jets	7	100	1	25
Mark Duper	11/16/92	BUFFALO	5	100	0	55
Keith Jackson	9/18/94	N.Y. JETS	6	100	0	35
Charles Jordan	9/14/97	at Green Bay	4	100	1	44
Kenny Stills	10/23/16	BUFFALO	5	100	1	66t

* Playoff game

** Super Bowl



DOLPHINS OUTSTANDING PERFORMANCES

GAMES OF 100+ RUSHING YARDS

PLAYER	DATE	OPPONENT	ATT.	YDS.	TD	LG
Ricky Williams	12/1/02	at Buffalo	27	228	2	55t
Ricky Williams	12/9/02	CHICAGO	31	216	2	63t
Jay Ajayi	10/23/16	BUFFALO	28	214	1	53
* Lamar Smith	12/30/00	INDIANAPOLIS	40	209	2	24
Jay Ajayi	12/24/16	at Buffalo	32	206	1	57
Jay Ajayi	10/16/16	PITTSBURGH	25	204	2	62t
Reggie Bush	12/18/11	at Buffalo	25	203	1	76t
+ Mercury Morris	9/30/73	NEW ENGLAND	15	197	3	70t
Ricky Williams	12/29/02	at New England	31	185	2	30
Lamar Miller	12/28/14	N.Y. JETS	19	178	1	97t
Lamar Miller	10/25/15	HOUSTON	14	175	1	85t
Gary Davis	12/17/77	BUFFALO	26	172	1	60t
Ricky Williams	12/24/05	TENNESSEE	26	172	1	35
Reggie Bush	9/16/12	Oakland	26	172	2	65t
Troy Stradford	11/22/87	at Dallas	17	169	1	51
Sammie Smith	9/9/90	at New England	23	159	1	27
Lamar Smith	1/6/02	BUFFALO	30	158	1	25
Ronnie Brown	11/5/06	at Chicago	29	157	0	27
Lamar Smith	10/23/00	at N.Y. Jets	23	155	2	68t
Ricky Williams	9/21/03	BUFFALO	42	153	1	21
Karim Abdul-Jabbar	12/22/96	at N.Y. Jets	30	152	1	17t
Abner Haynes	9/17/67	DENVER	12	151	2	65t
Delvin Williams	11/9/80	at Los Angeles	12	151	0	65
Ricky Williams	9/22/02	N.Y. JETS	24	151	1	53t
Bernie Parmalee	10/16/94	L.A. RAIDERS	30	150	0	26
Lorenzo Hampton	11/24/86	N.Y. JETS	19	148	2	54t
Mark Higgs	9/1/91	at Buffalo	30	146	1	20
** Larry Csonka	1/13/74	vs. Minnesota	33	145	2	14t
Lamar Smith	9/3/00	SEATTLE	27	145	1	36
Mercury Morris	11/11/73	BALTIMORE	12	144	2	53t
Delvin Williams	11/12/78	at Buffalo	26	144	2	26t
Lamar Smith	10/7/01	NEW ENGLAND	29	144	1	17
Ricky Williams	11/24/02	SAN DIEGO	29	143	2	19
Leroy Harris	12/5/77	BALTIMORE	17	140	1	77t
Benny Malone	10/9/77	at Baltimore	12	139	2	62t
Larry Csonka	10/24/71	at N.Y. Jets	20	137	2	21t
Ronnie Brown	9/21/09	INDIANAPOLIS	24	136	2	19
Delvin Williams	9/17/78	BUFFALO	24	135	1	18t
Ronnie Brown	9/30/07	OAKLAND	15	134	1	60
Knowshon Moreno	9/7/14	NEW ENGLAND	24	134	1	15
Ricky Williams	9/15/02	at Indianapolis	24	132	0	19
Ronnie Brown	9/25/05	CAROLINA	23	132	1	58
Mark Higgs	12/1/91	TAMPA BAY	25	131	1	19t
Jay Ajayi	10/15/17	at Atlanta	26	130	0	18
Andra Franklin	12/5/82	MINNESOTA	28	129	1	12t
Bernie Parmalee	12/12/94	KANSAS CITY	19	127	1	47t
Karim Abdul-Jabbar	11/15/98	at Carolina	25	127	1	30
Ronnie Brown	10/15/06	at N.Y. Jets	22	127	1	26
Mercury Morris	10/5/75	at Green Bay	31	125	0	11
Lamar Smith	11/5/00	at Detroit	24	125	2	46t
Ricky Williams	9/14/03	at N.Y. Jets	34	125	1	22
Ronnie Brown	10/5/08	SAN DIEGO	24	125	1	13
Mercury Morris	10/26/75	at Buffalo	20	124	0	35
Karim Abdul-Jabbar	9/15/96	N.Y. JETS	23	124	2	29
Jesse Chatman	11/11/07	BUFFALO	27	124	0	23
Larry Csonka	12/2/74	CINCINNATI	24	123	0	24
Sammie Smith	11/5/89	Indianapolis	25	123	0	25
Bernie Parmalee	10/30/94	at New England	25	123	0	17
Sammy Morris	12/10/06	NEW ENGLAND	25	123	1	44
Jay Ajayi	9/17/17	at L.A. Chargers	28	122	0	20
Larry Csonka	11/9/69	at Boston	16	121	1	54t
Jim Kiick	10/24/71	at N.Y. Jets	17	121	0	24



DOLPHINS OUTSTANDING PERFORMANCES

GAMES OF 100+ RUSHING YARDS

PLAYER	DATE	OPPONENT	ATT.	YDS.	TD	LG
Don Nottingham	9/28/75	at New England	16	120	1	40t
Troy Stradford	12/7/87	N.Y. JETS	30	120	3	21
Bernie Parmalee	10/22/95	at N.Y. Jets	24	120	0	25
Kenyan Drake	12/3/17	DENVER	23	120	1	42t
Benny Malone	10/31/76	NEW ENGLAND	21	119	0	17
Delvin Williams	9/3/78	at N.Y. Jets	11	119	1	58t
Tony Nathan	12/6/81	NEW ENGLAND	17	119	0	24
Ricky Williams	11/19/09	at Carolina	22	119	2	46t
Larry Csonka	9/17/72	at Kansas City	21	118	1	17t
Benny Malone	10/24/76	at Tampa Bay	22	118	1	28
* Larry Csonka	12/30/73	OAKLAND	29	117	3	15
Mercury Morris	11/7/71	BUFFALO	13	116	1	45
Delvin Williams	10/22/78	at New England	19	116	1	24
Larry Csonka	12/6/70	NEW ENGLAND	21	115	1	30
Karim Abdul-Jabbar	9/1/96	NEW ENGLAND	26	115	1	14
Ronnie Brown	12/31/06	at Indianapolis	21	115	0	47
Ronnie Brown	10/4/09	BUFFALO	20	115	2	38
Ricky Williams	11/29/09	at Buffalo	27	115	1	11
Larry Csonka	11/27/72	ST. LOUIS	16	114	0	20
Larry Csonka	10/15/73	at Cleveland	21	114	2	13
* Larry Csonka	12/21/74	at Oakland	24	114	0	26
Mercury Morris	10/19/75	at N.Y. Jets	16	114	1	49
Mark Higgs	10/24/93	Indianapolis	17	114	0	31
Ronnie Brown	10/7/07	at Houston	23	114	1	22
Kenyan Drake	12/11/17	NEW ENGLAND	25	114	0	31
Mercury Morris	12/3/72	at New England	15	113	0	20
Ronnie Brown	9/21/08	at New England	17	113	4	62t
Reggie Bush	12/24/11	at New England	22	113	0	12
Lamar Miller	10/18/15	at Tennessee	19	113	1	22
Lamar Miller	12/6/15	BALTIMORE	20	113	0	22
** Larry Csonka	1/14/73	vs. Washington	15	112	0	22
* Andra Franklin	1/8/83	NEW ENGLAND	26	112	1	13
Ronnie Brown	9/23/07	at N.Y. Jets	23	112	2	13
Jim Kiick	11/10/68	at Buffalo	23	111	1	25t
Benny Malone	10/3/76	L.A. RAMS	19	111	1	20
Mark Higgs	9/8/91	INDIANAPOLIS	27	111	0	24
Mark Higgs	9/20/92	L.A. RAMS	23	111	0	12
Ricky Williams	9/8/02	DETROIT	20	111	2	37
Ricky Williams	12/21/03	at Buffalo	29	111	0	22
Jay Ajayi	11/6/16	N.Y. JETS	24	111	1	20t
Troy Stradford	11/1/87	PITTSBURGH	19	110	1	13
Ronnie Brown	12/25/06	N.Y. JETS	18	110	0	17
Lorenzo Hampton	12/22/86	NEW ENGLAND	13	109	0	20
Larry Csonka	11/30/70	at Atlanta	19	108	1	18
Jim Kiick	9/26/71	at Buffalo	20	108	0	16
Benny Malone	11/3/74	ATLANTA	24	108	1	13
Leroy Harris	11/20/77	at Cincinnati	20	108	0	16
Sammie Smith	12/30/90	INDIANAPOLIS	29	108	1	13
Mark Higgs	11/21/93	New England	19	108	0	29
Karim Abdul-Jabbar	10/19/97	at Baltimore	22	108	3	15
Karim Abdul-Jabbar	9/6/98	at Indianapolis	23	108	1	16
Karim Abdul-Jabbar	9/20/98	PITTSBURGH	33	108	1	18
Ricky Williams	1/1/06	at New England	28	108	1	09
Ricky Williams	12/13/09	at Jacksonville	28	108	1	12
Lamar Miller	9/21/14	KANSAS CITY	15	108	0	24
Larry Csonka	10/22/72	BUFFALO	18	107	1	21
Mercury Morris	11/19/72	N.Y. JETS	23	107	2	20t
Larry Csonka	11/4/73	at N.Y. Jets	19	107	0	16
Norm Bulaich	9/13/76	at Buffalo	19	107	0	26
Delvin Williams	10/9/78	CINCINNATI	24	107	0	19
Andra Franklin	12/12/82	at New England	23	107	0	15
Mark Higgs	11/8/92	at Indianapolis	20	107	1	22



DOLPHINS OUTSTANDING PERFORMANCES

GAMES OF 100+ RUSHING YARDS

PLAYER	DATE	OPPONENT	ATT.	YDS.	TD	LG
Lamar Smith	12/10/01	INDIANAPOLIS	28	107	0	17
Ricky Williams	11/23/03	WASHINGTON	23	107	2	24t
Ricky Williams	12/15/03	PHILADELPHIA	18	107	1	45
Daniel Thomas	9/18/11	Houston	18	107	0	14
Jim Kiick	11/2/69	at N.Y. Jets	15	106	0	27
Mercury Morris	11/5/72	at Buffalo	11	106	2	33
* Mercury Morris	12/23/73	CINCINNATI	20	106	1	25
Larry Csonka	9/29/74	at San Diego	21	106	2	14
J.J. Johnson	11/21/99	NEW ENGLAND	31	106	1	14
Ronnie Brown	10/30/05	at New Orleans	23	106	0	35
Benny Malone	10/16/77	N.Y. JETS	22	105	1	15t
Joe Carter	10/14/84	HOUSTON	13	105	1	25
Ricky Williams	10/6/02	NEW ENGLAND	36	105	0	12
Ricky Williams	11/16/03	BALTIMORE	36	105	0	16
Ricky Williams	11/9/08	SEATTLE	12	105	1	51t
Lamar Miller	10/31/13	CINCINNATI	16	105	0	41
Daniel Thomas	12/8/13	at Pittsburgh	16	105	1	55
Jim Kiick	10/6/68	at Houston	26	104	0	12
Larry Csonka	11/29/71	CHICAGO	16	104	1	19
Larry Csonka	9/16/73	SAN FRANCISCO	22	104	0	25
Benny Malone	10/27/74	BALTIMORE	19	104	1	23t
Benny Malone	12/8/74	at Baltimore	17	104	0	17
Gary Davis	11/24/77	at St. Louis	20	104	0	16
Karim Abdul-Jabbar	11/3/96	at New England	29	104	2	15
Ricky Williams	11/27/03	at Dallas	31	104	0	15
Reggie Bush	12/16/12	Jacksonville	21	104	0	53
Larry Csonka	9/26/71	at Buffalo	20	103	1	17
Andra Franklin	9/12/82	at N.Y. Jets	28	103	2	18
Bernie Parmalee	11/5/95	at San Diego	19	103	0	40
Karim Abdul-Jabbar	11/9/97	N.Y. JETS	25	103	2	13
Reggie Bush	10/30/11	at N.Y. Giants	15	103	0	35
Reggie Bush	12/11/11	Philadelphia	14	103	0	16
Larry Csonka	10/8/72	at N.Y. Jets	18	102	0	15
Don Nottingham	10/27/74	BALTIMORE	19	102	1	24
Don Nottingham	10/5/75	at Green Bay	21	102	3	14
Bernie Parmalee	11/26/95	at Indianapolis	20	102	0	15
Ricky Williams	11/17/02	BALTIMORE	26	102	2	18
Ricky Williams	11/15/09	TAMPA BAY	20	102	0	27
Andra Franklin	11/1/81	BALTIMORE	23	101	0	15
Ricky Williams	12/15/02	OAKLAND	27	101	0	16
Ronnie Brown	10/14/07	at Cleveland	19	101	0	15
Ronnie Brown	11/16/08	OAKLAND	16	101	0	21
Frank Gore	10/14/18	CHICAGO	15	101	0	32
Mercury Morris	10/28/73	at New England	14	100	1	11
Terry Kirby	9/18/94	N.Y. JETS	15	100	1	30
Lamar Smith	12/3/00	at Buffalo	28	100	0	22
Reggie Bush	12/4/11	Oakland	22	100	1	29

* Playoff game

** Super Bowl

+ Single-game record by two rushers, 277 yards; includes Larry Csonka 18 for 80.



OPPONENT INDIVIDUAL RECORDS

The following individual records relate solely to play against the Miami Dolphins. They include National Football League regular-season statistics only – with the exception of those single-game records marked by “*” or “**”

*Playoff game **Super Bowl

SERVICE

MOST GAMES PLAYED

32	Pat Leahy, N.Y. Jets (1974-91)
32	Tom Brady, New England (2001-18)
28	Andre Reed, Buffalo (1985-99)
28	Jim Ritches, Buffalo (1980-95)
28	Bruce Smith, Buff., Wash. (1985-03)

RUSHING

MOST RUSHING YARDS

CAREER

1,620	Thurman Thomas, Buffalo (20 games), 364 att.
1,507	Freeman McNeil, N.Y. Jets (21 games), 281 att.
1,507	Curtis Martin, N.E., N.Y. Jets (20 games), 409 att.
1,177	O.J. Simpson, Buffalo (16 games), 240 att.
1,065	Eric Dickerson, L.A. Rams, Ind., L.A.

GAME

203	O.J. Simpson, Buffalo (12/5/76 at
203	Rueben Mayes, New Orleans (12/7/86 at New Orleans), 28 att.
199	Earl Campbell, Houston (11/20/78 at Houston), 28 att.
*199	Terrell Davis, Denver (1/9/99 at Denver), 21 att.
179	Justin Fargas, Oakland (9/30/07 at Miami), 22 att.

MOST RUSHING ATTEMPTS

CAREER

409	Curtis Martin, N.E., N.Y. Jets (20 games)
364	Thurman Thomas, Buffalo (20 games)
281	Freeman McNeil, N.Y. Jets (21 games)
240	O.J. Simpson, Buffalo (16 games)
235	Lydell Mitchell, S.D., Balt. (12 games)

GAME

**38	John Riggins, Washington (1/30/83 at Pasadena), 166 yards
38	Lee Suggs, Cleveland (12/26/04 at Miami), 143 yards
36	James Jones, Detroit (10/27/85 at Detroit), 114 yards
36	Curtis Martin, N.Y. Jets (10/4/98 at New York), 108 yards
35	Lydell Mitchell, Baltimore (12/9/73 at Baltimore), 104 yards
35	Thurman Thomas, Buffalo (12/17/95 at Buffalo), 148 yards
35	Travis Henry, Buffalo (12/1/02 at Buffalo), 151 yards

MOST RUSHING TOUCHDOWNS

CAREER

13	Curtis Martin, N.E., N.Y. Jets (20 games)
9	Jim Nance, Boston, N.Y. Jets (12 games)
8	Thurman Thomas, Buffalo (20 games)
7	Marcus Allen, Oak./L.A. Raiders, K.C.

GAME

4	Earl Campbell, Houston (11/20/78 at
3	Paul Robinson, Cincinnati (11/17/68 at Cincinnati)
3	Don McCauley, Baltimore (11/23/75 at Miami)

3	Marcus Allen, L.A. Raiders (12/2/84 at Miami)
3	Merril Hoge, Pittsburgh (11/26/89 at Miami)
3	Earnest Byner, Washington (12/2/90 at Washington)
3	Rod Bernstine, San Diego (12/15/91 at San Diego)
3	Kenneth Davis, Buffalo (12/19/93 at Miami)
3	Natrone Means, San Diego (12/27/93 at San Diego)
3	Curtis Martin, New England (11/3/96 at New England)
3	Daunte Culpepper, Oakland (9/30/07 at Miami)

HIGHEST RUSHING AVERAGE

CAREER (min: 125 att.)

5.4	Freeman McNeil, N.Y. Jets (21 games), 281/1,507 yards
5.1	Jim Nance, Bost., N.Y. Jets (12 games), 183/933 yards

GAME (min: 10 att.)

11.3	Colin Kaepernick, San Francisco (11/27/16 at Miami), 10/113 yards
11.1	Laurence Maroney, New England (12/23/07 at New England), 14/156 yards
10.4	Curtis Brown, Buffalo (11/12/78 at Buffalo), 11/114 yards
10.2	Johnny Hector, N.Y. Jets (12/22/91 at Miami), 13/132 yards
*10.1	Earnest Byner, Cleveland (1/4/86 at Miami), 16/161 yards

MOST 100-YARD RUSHING GAMES

7	Eric Dickerson, L.A. Rams, Ind., L.A.
6	Thurman Thomas, Buffalo (20 games)
5	Freeman McNeil, N.Y. Jets (21 games)
5	Jim Nance, Bost., N.Y. Jets (12 games)
5	Curtis Martin, N.E., N.Y. Jets (20 games)

LONGEST RUNS FROM SCRIMMAGE

*90t	Fred Taylor, Jacksonville (1/15/00 at Jacksonville)
81t	Earl Campbell, Houston (11/20/78 at Houston)
80t	Carl Garrett, Boston (11/9/69 at Boston)
77t	Fred Taylor, Jacksonville (10/12/98 at Jacksonville)
76t	Robert Holmes, Kansas City (9/28/68 at Miami)
75t	O.J. Simpson, Buffalo (12/5/76 at Miami)
75t	Reuben Droughns, Cleveland (11/20/05 at Cleveland)
70t	Ahman Green, Green Bay (10/22/06 at Miami)

PASSING

MOST PASSING YARDS

CAREER

7,342	Tom Brady, New England (32 games)
5,397	Drew Bledsoe, N.E., Buff. (22 games)
4,902	Joe Ferguson, Buff., T.B., Ind. (25 games)
4,560	Jim Kelly, Buffalo (20 games)
3,837	Ken O'Brien, N.Y. Jets, Phil. (17 games)

GAME

517	Tom Brady, New England (9/12/11 at Miami), 32 of 48
479	Ken O'Brien, N.Y. Jets (9/21/86 at New York), 29 of 43
436	James Harris, L.A. Rams (10/3/76 at Miami), 17 of 29
*433	Dan Fouts, San Diego (1/2/82 at Miami), 33 of 53
433	Andrew Luck, Indianapolis (11/4/12 at Indianapolis), 30 of 48



OPPONENT INDIVIDUAL RECORDS

MOST PASS ATTEMPTS

CAREER

1,029	Tom Brady, New England (32 games)
765	Drew Bledsoe, N.E., Buff. (22 games)
722	Joe Ferguson, Buff., T.B., Ind. (25 games)
621	Jim Kelly, Buffalo (20 games)
521	Steve Grogan, New England (22 games)

GAME

59	Vinny Testaverde, N.Y. Jets (10/23/00 at New York), 36 completions
56	Dan Fouts, San Diego (11/18/84 at San Diego), 37 completions
56	Tom Brady, New England (9/7/14 at Miami), 29 completions
55	Joe Ferguson, Buffalo (10/9/83 at Miami), 38 completions
55	Steve Bono, Kansas City (12/12/94 at Miami), 33 completions
55	Tom Brady, New England (12/15/13 at Miami), 34 completions

MOST PASS COMPLETIONS

CAREER

624	Tom Brady, New England (32 games)
418	Joe Ferguson, Buff., T.B., Ind. (25 games)
412	Drew Bledsoe, N.E., Buff. (22 games)
388	Jim Kelly, Buffalo (20 games)
303	Ken O'Brien, N.Y. Jets, Phil. (17 games)

GAME

38	Joe Ferguson, Buffalo (10/9/83 at Miami), 55 att.
37	Dan Fouts, San Diego (11/18/84 at San Diego), 56 att.
36	Vinny Testaverde, N.Y. Jets (10/23/00 at New York), 59 att.
36	Joe Flacco, Baltimore (12/4/16 at Baltimore), 47 att.
35	Drew Brees, San Diego (12/11/05 at San Diego), 52 att.

MOST CONSECUTIVE PASS COMPLETIONS

15	Steve DeBerg, San Francisco (11/16/80 at Miami)
----	---

MOST TOUCHDOWN PASSES

CAREER

60	Tom Brady, New England (32 games)
30	Drew Bledsoe, N.E., Buff. (22 games)
26	Joe Ferguson, Buff., T.B., Ind. (25 games)
25	Ken O'Brien, N.Y. Jets, Phil. (17 games)
24	Jim Kelly, Buffalo (20 games)

GAME

6	Tom Brady, New England (10/21/07 at Miami)
5	Len Dawson, Kansas City (10/8/67 at Kansas City)
5	Babe Parilli, Boston (10/15/67 at Boston)
5	Joe Ferguson, Buffalo (10/9/83 at Miami)
5	Vinny Testaverde, N.Y. Jets (10/23/00 at New York)
5	Trent Green, Kansas City (9/29/02 at Kansas City)
5	Deshaun Watson, Houston (10/25/18 at Houston)

MOST PASSES HAD INTERCEPTED

CAREER

33	Joe Ferguson, Buff., T.B., Ind. (25 games)
29	Drew Bledsoe, N.E., Buff. (22 games)
26	Tom Brady, New England (32 games)
25	Richard Todd, N.Y. Jets (14 games)
25	Steve Grogan, New England (22 games)
24	Joe Namath, N.Y. Jets (16 games)

GAME

6	Joe Namath, N.Y. Jets (10/19/75 at New York), 24 att.
6	Donald Hollas, Oakland (12/6/98 at Oakland), 31 att.
*5	Mike Phipps, Cleveland (12/24/72 at Miami), 23 att.
5	Bill Troup, Baltimore (9/10/78 at Baltimore), 33 att.
5	Ken Stabler, Oakland (12/10/78 at Miami), 36 att.
5	Joe Ferguson, Buffalo (9/7/80 at Buffalo), 32 att.
5	Joe Ferguson, Buffalo (11/21/82 at Buffalo), 28 att.
*5	Dan Fouts, San Diego (1/6/83 at Miami), 34 att.
*5	Richard Todd, N.Y. Jets (1/23/83 at Miami), 37 att.
5	Richard Todd, N.Y. Jets (10/16/83 at New York), 26 att.
5	Drew Bledsoe, New England (11/21/99 at Miami), 34 att.

HIGHEST COMPLETION PERCENTAGE

CAREER (min: 100 completions)

71.8	Joe Flacco, Baltimore (six games), 127 of 177 att.
69.9	Troy Aikman, Dallas (four games), 102 of 146 att.
68.9	Warren Moon, Hou., Minn. (six games), 102 of 148 att.
67.6	Drew Brees, S.D., N.O. (six games), 150 of 222 att.
65.9	Tyrod Taylor, Buffalo (six games), 108 of 164 att.

GAME (min: 12 completions)

87.1	Eli Manning, N.Y. Giants (12/14/15 at Miami), 27 of 31
86.7	Joe Namath, N.Y. Jets (10/22/67 at Miami), 13 of 15
85.7	Ben Roethlisberger, Pittsburgh (11/26/07 at Pittsburgh), 18 of 21
84.2	Johnny Unitas, Baltimore (12/11/71 at Baltimore), 16 of 19
84.0	Tom Brady, New England (10/21/07 at Miami), 21 of 25

MOST 300-YARD PASSING GAMES

CAREER

7	Tom Brady, New England (32 games)
6	Drew Bledsoe, N.E., Buff. (22 games)
5	Philip Rivers, San Diego (eight games)
3	Ken O'Brien, N.Y. Jets, Phil. (16 games)
3	Joe Ferguson, Buff., T.B., Ind. (25 games)
3	Jim Kelly, Buffalo (20 games)
3	Vinny Testaverde, T.B., Clev., Bal., N.Y. Jets (11 games)

LONGEST PASS PLAYS

99t	Tom Brady to Wes Welker (9/12/11 vs. New England)
93t	Mike Livingston to Otis Taylor, 79 yards; lateral to Robert Holmes, 14 yards (10/19/69 at Kansas City)
92t	Joe Ferguson to Frank Lewis (9/17/78 vs. Buffalo)
89t	Len Dawson to Otis Taylor (11/13/66 at Kansas City)
89t	Joe Namath to Richard Caster (10/7/74 at N.Y. Jets)
87t	Charlie Batch to Heath Miller (9/7/06 at Pittsburgh)
86t	Aaron Rodgers to Greg Jennings (10/17/10 at Green Bay)
84t	Drew Bledsoe to Ben Coates (1/3/96 at New England)
84t	Eli Manning to Odell Beckham Jr. (12/14/15 vs. N.Y. Giants)
83t	Jim Kelly to Andre Reed (12/4/94 vs. Buffalo)
*82t	Daryle Lamonica to Rod Sherman (12/27/70 at Oakland)
82t	Dan Pastorini to Charlie Joiner (9/24/72 vs. Houston)



OPPONENT INDIVIDUAL RECORDS

81t	Tom Brady to Sam Aiken (12/6/09 vs. New England)
82t	Tom Brady to Troy Brown (10/19/03 vs. New England)
80t	Sam Wyche to Bob Trumpy (11/17/68 vs. Cincinnati)
80t	Ken Anderson to Isaac Curtis (11/28/83 vs. Cincinnati)
80t	Warren Moon to Butch Woolfolk (9/8/85 at Houston)
80t	Mike Pagel to Wayne Capers (11/17/85 at Indianapolis)
80t	John Friesz to Brian Blades (10/6/96 vs. Seattle)
80t	Alex Van Pelt to Eric Moulds (11/25/01 at Buffalo)
80t	Peyton Manning to Dallas Clark (9/21/09 vs. Indianapolis)

RECEIVING

MOST RECEPTIONS

CAREER

122	Andre Reed, Buffalo (28 games)
99	Wes Welker, N.E., Den. (12 games)
84	Marvin Harrison, Indianapolis (15 games)
78	Al Toon, N.Y. Jets (14 games)
73	Eric Moulds, Buff., Hou. (21 games)

GAME

15	Isaac Bruce, St. Louis (12/24/95 at St. Louis), 210 yards
14	Al Toon, N.Y. Jets (11/27/88 at New York), 181 yards
*13	Kellen Winslow, San Diego (1/2/82 at Miami), 166 yards
13	Antonio Gates, San Diego (12/11/05 at San Diego), 123 yards
13	Julian Edelman, New England (12/15/13 at Miami), 139 yards

MOST RECEIVING YARDS

CAREER

1,731	Andre Reed, Buffalo (28 games), 122 receptions
1,371	Stanley Morgan, N.E., Ind. (25 games), 68 receptions
1,342	Wesley Walker, N.Y. Jets (19 games), 70 receptions
1,221	Eric Moulds, Buff., Hou. (21 games), 73 receptions
1,196	Wes Welker, N.E., Den. (12 games), 99 receptions

GAME

*240	Eric Moulds, Buffalo (1/2/99 at Miami), 9 receptions
221	Eric Decker, N.Y. Jets (12/28/14 at Miami), 10 receptions
220	Ron Jessie, Los Angeles (10/3/76 at Miami), 7 receptions
210	Isaac Bruce, St. Louis (12/24/95 at St. Louis), 15 receptions
196	Eric Moulds, Buffalo (11/25/01 at Buffalo), 6 receptions

MOST RECEIVING TOUCHDOWNS

CAREER

17	Wesley Walker, N.Y. Jets (19 games), 70 receptions
13	Irving Fryar, N.E., Phil., Wash. (20 games), 61 receptions
11	Laveranous Coles, N.Y. Jets, Wash. (15 games), 52 receptions
11	Eric Moulds, Buff., Hou. (21 games), 73 receptions
10	Randy Moss, Minn., Oak., N.E., S.F. (12 games), 48 receptions
10	Andre Reed, Buffalo (28 games), 122 receptions

GAME

4	Jimmie Giles, Tampa Bay (10/20/85 at Miami)
4	Wesley Walker, N.Y. Jets (9/21/86 at New York)
4	Irving Fryar, Philadelphia (10/20/96 at Philadelphia)
3	18 times; last by Danny Woodhead, San Diego (12/20/15 at San Diego)

HIGHEST RECEIVING AVERAGE

CAREER (min: 40 receptions)

20.2	Stanley Morgan, N.E., Ind. (25 games), 68/1,371 yards
19.2	Lee Evans, Buff. (13 games), 43/827 yards
19.2	Wesley Walker, N.Y. Jets (19 games), 70/1,342 yards
18.0	Frank Lewis, Pit., Buff (14 games), 46/380 yards
17.3	Shawn Jefferson, S.D., N.E. (12 games), 42/726 yards

GAME (min: 3 receptions)

43.3	Theo Bell, Pittsburgh (11/30/80 at Pittsburgh), 4/173 yards
40.0	Butch Woolfolk, Houston (9/8/85 at Houston), 3/120 yards
39.0	Richard Caster, N.Y. Jets (10/7/74 at Miami), 3/117 yards
38.0	Stanley Morgan, New England (10/21/84 at New England), 3/114 yards

MOST 100-YARD RECEIVING GAMES

6	Wes Welker, N.E., Den. (12 games)
5	Al Toon, N.Y. Jets (14 games)
5	Andre Reed, Buffalo (28 games)
5	Stanley Morgan, N.E., Ind. (23 games)
4	Wesley Walker, N.Y. Jets (18 games)
4	Marvin Harrison, Indianapolis (15 games)
4	Randy Moss, Minn., Oak., N.E., S.F. (12 games)

FIELD GOALS

MOST FIELD GOALS

CAREER

42	Adam Vinatieri, N.E., Ind. (25 games)
37	Pat Leahy, N.Y. Jets (32 games)
35	Stephen Gostkowski, N.E. (24 games)
32	Steve Christie, T.B., Buff., S.D. (21 games)
28	Dean Biasucci, Ind. StL. (21 games)

GAME

5	Roy Gerela, Houston (9/28/69 at Houston), 5 att.
5	Dean Biasucci, Indianapolis (9/25/88 at Indianapolis), 6 att.
*5	Steve Christie, Buffalo (1/17/93 at Miami), 6 att.
5	Jason Elam, Denver (10/13/02 at Denver), 5 att.
5	Kris Brown, Houston (9/7/03 at Miami), 7 att.
5	Kris Brown, Houston (10/7/07 at Houston), 5 att.
5	Dan Carpenter, Buffalo (9/14/14 at Buffalo), 6 att.
5	Mike Nugent, Cincinnati (9/29/16 at Cincinnati), 5 att.
5	Harrison Butker, Kansas City (12/24/17 at Kansas City), 6 att.

LONGEST FIELD GOALS

59	Steve Christie, Buffalo (9/26/93 at Buffalo)
58	Jason Myers, Jacksonville (9/20/15 at Jacksonville)
57	Kris Brown, Houston (10/7/07 at Houston)
56	Rian Lindell, Buffalo (11/29/09 at Buffalo)
56	Dave Rayner, Buffalo (11/20/11 at Miami)
56	Chandler Catanzaro, Arizona (12/11/16 at Miami)

INTERCEPTIONS

MOST INTERCEPTIONS

CAREER

9	Nate Clements, Buff., S.F., Cin. (14 games)
7	Johnny Robinson, Kansas City (five games)
7	Roland James, New England (19 games)
6	Raymond Clayborn, N.E., Clev. (25 games)
6	Willie Brown, Oakland (six games)
6	Ronnie Lippett, New England (15 games)



OPPONENT INDIVIDUAL RECORDS

6	Mike Prior, T.B., Ind., G.B. (14 games)
6	Victor Green, N.Y. Jets, N.E. (19 games)
6	Marcus Coleman, N.Y. Jets, Hou. (13 games)
6	Darrelle Revis, N.Y. Jets, T.B., N.E., K.C. (17 games)

GAME

3	Clarence Duren, San Diego (10/30/77 at Miami), 45 yards
3	Jeff Nixon, Buffalo (9/7/80 at Buffalo), 31 yards
3	Erik McMillan, N.Y. Jets (10/23/88 at Miami), 57 yards
3	Marcus Coleman, N.Y. Jets (10/23/00 at N.Y. Jets), 7 yards
3	Greg Wesley, Kansas City (9/29/02 at Kansas City), 71 yards
3	Nate Clements, Buffalo (10/20/02 at Miami), 39 yards

MOST INTERCEPTION RETURN YARDS

GAME

151	Mike Haynes, L.A. Raiders (12/2/84 at Miami), 2 interceptions
-----	---

LONGEST INTERCEPTION RETURNS

102t	Eddie Anderson, L.A. Raiders (12/14/92 at Miami), Dan Marino
100t	Aaron Glenn, N.Y. Jets (9/15/96 at Miami), Dan Marino
100t	Jimmy Hitchcock, New England (11/23/97 at New England), Dan Marino
100t	Darrelle Revis, N.Y. Jets (10/17/11 at N.Y. Jets), Matt Moore
98t	Marcus Coleman, N.Y. Jets (12/27/99 at Miami), Dan Marino
97t	Mike Haynes, L.A. Raiders (12/2/84 at Miami), Dan Marino
97t	Najee Mustafaa, Cleveland (10/10/93 at Cleveland), Scott Mitchell
90t	Steve Emtman, Indianapolis (10/25/92 at Miami), Dan Marino
*90t	Tory James, Oakland (1/6/01 at Oakland), Jay Fiedler

LONGEST PLAYS

PUNTS

89	Luke Prestridge, New England (10/21/84 at New England)
80	Chris Mohr, Buffalo (10/13/96 at Buffalo)
73	Rich Camarillo, New England (9/13/87 at New England)
73	Josh Miller, Pittsburgh (9/20/98 at Miami)
73	Todd Sauerbrun, Carolina (11/4/01 at Miami)

PUNT RETURNS

94t	Julian Edelman, New England (1/2/11 at New England)
93t	Johnnie Lee Higgins, Oakland (11/16/08 at Miami)
84t	Clarence Verdin, Indianapolis (10/25/92 at Miami)
83t	Billy Johnson, Houston (11/16/75 at Houston)
80t	Ron Gardin, Baltimore (11/1/70 at Baltimore)

KICKOFF RETURNS

104t	Terrence McGee, Buffalo (12/5/04 at Miami)
103t	Brandon Tate, New England (10/5/10 at Miami)
102t	Harold Hart, Oakland (9/22/75 at Oakland)
102t	C.J. Spiller, Buffalo (9/14/14 at Buffalo)
101t	Jacoby Ford, Oakland (11/28/10 at Oakland)
99t	Jim Duncan, Baltimore (11/1/70 at Baltimore)

FUMBLE RETURNS

100t	Chris Martin, Kansas City (10/13/91 at Kansas City), Sammie Smith
*79t	Neil Smith, Denver (1/9/99 at Denver), Oronde Gadsden
69t	Shea McClellin, New England (1/1/17 at Miami), Damien Williams
66t	Greg Townsend, L.A. Raiders (9/19/83 at L.A. Raiders), David Woodley
62t	Hugh Douglas, N.Y. Jets (12/22/96 at N.Y. Jets), Stanley Pritchett

BLOCKED FIELD GOALS

78t	George Radachowsky, N.Y. Jets (9/24/89 at Miami), Pete Stoyanovich
76t	Charles Romes, Buffalo (9/2/79 at Buffalo), Uwe von Schamann
62t	Kyle Arrington, New England (12/14/14 at New England), Caleb Sturgis



OPPONENT TOP TENS

RUSHING

PLAYER	TEAMS	GAMES	NO.	YDS.	AVG.	LG	TD
1. Thurman Thomas	Buffalo	20	364	1,620	4.5	30t	8
2. Freeman McNeil	N.Y. Jets	21	281	1,507	5.4	58	2
Curtis Martin	New England, N.Y. Jets	20	409	1,507	3.7	37	13
4. O.J. Simpson	Buffalo	16	240	1,177	4.9	75t	4
5. Eric Dickerson	L.A. Rams, Ind., L.A. Raid.	11	231	1,065	4.6	40	6
6. Jim Nance	N.Y. Jets, Boston	12	183	933	5.1	30t	9
7. Lydell Mitchell	San Diego Baltimore	12	235	912	3.9	64t	6
8. Willis McGahee	Buffalo, Baltimore, Denver	10	232	848	3.7	31	2
9. Antowain Smith	Buffalo, N.E., N.O.	14	232	822	3.5	44	4
10. John Riggins	N.Y. Jets, Washington	13	183	761	4.2	N/A	5

PASSING

PLAYER	TEAMS	GAMES	ATT.	COMP.	YDS.	PCT.	TD	INT.
1. Tom Brady	New England	32	1,029	624	7,342	60.6	60	26
2. Drew Bledsoe	New England, Buffalo	22	765	412	5,397	53.9	30	29
3. Joe Ferguson	Buffalo, T.B., Ind.	25	722	418	4,902	57.9	26	33
4. Jim Kelly	Buffalo	20	621	388	4,560	62.5	24	19
5. Ken O'Brien	N.Y. Jets, Philadelphia	17	489	303	3,837	62.0	25	13
6. Steve Grogan	New England	22	521	280	3,709	53.7	21	25
7. Peyton Manning	Indianapolis, Denver	13	436	272	3,214	62.4	22	18
8. Joe Namath	N.Y. Jets	16	388	201	2,956	51.8	19	24
9. Richard Todd	N.Y. Jets	14	355	203	2,718	57.2	18	25
10. Ryan Fitzpatrick	Buf., NYJ, T.B.	11	340	202	2,397	59.4	14	12

RECEPTIONS

PLAYER	TEAMS	GAMES	NO.	YDS.	AVG.	LG	TD
1. Andre Reed	Buffalo	28	122	1,731	14.2	83t	10
2. Wes Welker	New England, Denver	12	99	1,196	12.1	99t	7
3. Marvin Harrison	Indianapolis	15	84	1,133	13.5	45	9
4. Al Toon	N.Y. Jets	14	78	1,054	14.0	44t	4
5. Eric Moulds	Buffalo, Houston	21	73	1,221	16.7	80t	11
6. Wayne Chrebet	N.Y. Jets	20	72	991	13.8	70	8
7. Wesley Walker	N.Y. Jets	19	70	1,342	19.2	71t	17
8. Stanley Morgan	New England, Indianapolis	25	68	1,371	20.2	76t	6
9. Thurman Thomas	Buffalo	20	67	693	10.3	50t	3
10. Ben Coates	New England, Baltimore	19	63	812	12.9	84t	9
Bill Brooks	Indianapolis, Buffalo	20	63	661	10.5	47	3

RECEIVING YARDS

PLAYER	TEAMS	GAMES	NO.	YDS.	AVG.	LG	TD
1. Andre Reed	Buffalo	28	122	1731	14.2	83t	10
2. Stanley Morgan	N.E., Indianapolis	25	68	1371	20.2	76t	6
3. Wesley Walker	N.Y. Jets	19	70	1342	19.2	71t	17
4. Eric Moulds	Buffalo, Houston	21	73	1221	16.7	80t	11
5. Wes Welker	New England, Denver	12	99	1196	12.1	99t	7
6. Marvin Harrison	Indianapolis	15	84	1133	13.5	45	9
7. Al Toon	N.Y. Jets	14	78	1054	14.0	44t	4
8. Wayne Chrebet	N.Y. Jets	20	72	991	13.8	70	8
9. Irving Fryar	N.E., Phil. Wash.	20	61	978	16.0	54t	13
10. Frank Lewis	Pittsburgh, Buffalo	14	46	830	18.0	92t	2



OPPONENT OUTSTANDING PERFORMANCES

GAMES OF 300+ PASSING YARDS								
PLAYER	TEAM	DATE	ATT.	COMP.	YDS.	TD	INT.	LG
Tom Brady	New England	9/12/11	48	32	517	4	1	99t
Ken O'Brien	N.Y. Jets	9/21/86	43	29	479	4	1	65t
James Harris	L.A. Rams	10/3/76	29	17	436	2	1	58
* Dan Fouts	San Diego	1/2/82	55	33	433	4	1	43
Andrew Luck	Indianapolis	11/4/12	48	30	433	2	0	48
Drew Bledsoe	New England	11/23/98	54	28	423	2	2	49
Drew Bledsoe	New England	9/4/94	51	32	421	4	2	62t
Joe Ferguson	Buffalo	10/9/83	55	38	419	5	1	35
Drew Bledsoe	New England	11/3/96	41	30	419	3	2	84t
Joe Namath	N.Y. Jets	10/1/67	39	23	415	3	1	62
Matt Cassel	New England	11/23/08	43	30	415	3	1	64
Drew Brees	New Orleans	9/30/13	39	30	413	4	0	48
Bernie Kosar	Cleveland	11/10/86	50	32	401	0	0	44
Ken O'Brien	N.Y. Jets	11/10/85	43	26	393	2	0	44
Boomer Esiason	N.Y. Jets	11/27/94	41	26	382	2	2	69
Elvis Grbac	San Francisco	11/20/95	41	31	382	4	0	47t
Joe Flacco	Baltimore	12/4/16	47	36	381	4	1	53t
Jim Kelly	Buffalo	9/1/91	39	29	381	2	1	54t
Dan Fouts	San Diego	11/18/84	56	37	380	4	1	44
Matt Schaub	Houston	10/12/08	42	22	379	1	2	61
Vinny Testaverde	N.Y. Jets	10/23/00	59	36	378	5	3	30t
Vinny Testaverde	N.Y. Jets	9/14/03	45	29	373	1	1	61
Carson Palmer	Oakland	9/16/12	48	24	373	1	1	64t
Steve DeBerg	Tampa Bay	10/20/85	32	19	365	4	1	57
Tom Brady	New England	12/15/13	55	34	364	2	1	30
Troy Aikman	Dallas	10/27/96	41	33	363	3	0	61
Brett Favre	Green Bay	9/11/94	51	31	362	2	1	35
Kurt Warner	Arizona	9/14/08	24	19	361	3	0	79
* Doug Flutie	Buffalo	1/2/99	36	21	360	1	1	65
Jim Kelly	Buffalo	10/25/87	39	29	359	2	0	34
Brian Sipe	Cleveland	11/18/79	42	23	358	3	0	54
Geno Smith	N.Y. Jets	12/28/14	25	20	358	3	0	74t
Bert Jones	Baltimore	9/27/81	27	20	357	3	1	67t
Tom Brady	New England	10/29/15	38	26	356	4	0	47t
Steve Grogan	New England	11/8/81	40	23	355	1	4	76t
Daunte Culpepper	Minnesota	9/10/00	37	23	355	1	3	42
Danny White	Dallas	10/25/81	32	22	354	3	1	38
Tom Brady	New England	10/21/07	25	21	354	6	0	50t
Tom Brady	New England	12/6/09	29	19	352	2	2	81t
Steve Grogan	New England	11/29/79	39	21	350	3	2	38
Eli Manning	N.Y. Giants	10/30/11	45	31	349	2	0	26
Ben Roethlisberger	Pittsburgh	12/8/13	39	23	349	3	0	67
Dennis Shaw	Buffalo	10/18/70	32	24	348	2	2	48
Derek Carr	Oakland	9/23/18	39	27	345	1	2	66
Daryle Lamonica	Oakland	9/21/68	24	15	344	4	0	73t
Mike Tomczak	Pittsburgh	11/20/94	42	26	343	0	0	40
Erik Kramer	Chicago	10/27/97	50	32	343	2	0	54
Ken Anderson	Cincinnati	11/28/83	36	23	342	1	2	80t
Pat Ryan	N.Y. Jets	11/27/88	43	27	341	2	1	35
Tony Eason	New England	9/17/89	49	25	341	1	1	45
* Jim Kelly	Buffalo	1/12/91	29	19	339	3	1	44
Joe Ferguson	Buffalo	10/12/81	29	20	338	3	0	65t
Andy Dalton	Cincinnati	10/31/13	53	32	338	0	3	26
Eli Manning	N.Y. Giants	12/14/15	31	27	337	4	0	84t
Brian Griese	Denver	10/13/02	46	27	335	1	2	52
Sam Darnold	N.Y. Jets	9/16/18	25	41	334	1	2	44
Steve Bartkowski	Atlanta	9/21/80	36	18	332	2	0	53
Tom Brady	New England	11/8/09	37	25	332	1	1	71t
Joe Ferguson	Buffalo	12/17/77	40	25	331	1	3	27
** Joe Montana	San Francisco	1/20/85	35	24	331	3	0	34
Vinny Testaverde	Baltimore	10/19/97	47	32	331	1	0	34t
Phillip Rivers	L.A. Chargers	9/17/17	39	31	331	1	0	24



OPPONENT OUTSTANDING PERFORMANCES

GAMES OF 300+ PASSING YARDS

PLAYER	TEAM	DATE	ATT.	COMP.	YDS.	TD	INT.	LG
Ken O'Brien	N.Y. Jets	9/24/89	37	27	329	3	1	37t
Drew Bledsoe	New England	1/2/94	43	27	329	4	1	42
Tyrod Taylor	Buffalo	12/24/16	39	26	329	3	0	53
Kurt Warner	St. Louis	9/30/01	31	24	328	4	0	45t
Trent Green	Kansas City	9/29/02	34	24	328	5	0	46
Brooks Bollinger	N.Y. Jets	12/18/05	42	28	327	2	0	60t
Bruce Matheson	Seattle	10/4/87	42	20	326	2	3	30
Warren Moon	Minnesota	9/25/94	37	26	326	3	0	44t
Philip Rivers	San Diego	11/13/16	44	23	326	3	4	51t
Neil O'Donnell	N.Y. Jets	9/15/96	44	25	325	3	3	78t
Kevin Kolb	Arizona	9/30/12	48	29	324	3	2	46t
Boomer Esiason	N.Y. Jets	9/12/93	33	22	323	2	1	51
Glenn Foley	N.Y. Jets	11/9/97	48	25	322	1	1	33
Andrew Luck	Indianapolis	9/15/13	43	25	321	1	1	47
Mark Rypien	St. Louis	12/24/95	42	27	320	2	1	31
Tyler Thigpen	Kansas City	12/21/08	41	20	320	2	3	75
Jim Harbaugh	Indianapolis	10/8/95	33	25	319	3	0	47t
Neil O'Donnell	N.Y. Jets	10/12/97	37	24	319	2	0	70
Carson Palmer	Cincinnati	12/30/07	32	23	316	3	1	70t
Ryan Fitzpatrick	Buffalo	12/18/11	47	31	316	2	3	28
Mitchell Trubisky	Chicago	10/14/18	31	22	316	3	1	54
Sam Bradford	St. Louis	10/14/12	39	26	315	0	0	65
Steve Bono	Kansas City	12/12/94	55	33	314	2	3	22t
* Joe Montana	Kansas City	12/31/94	37	26	314	2	1	57t
Dan Fouts	San Diego	10/15/78	30	22	313	1	2	46
Tony Eason	New England	10/21/84	29	19	313	3	0	76t
Aaron Rodgers	Green Bay	10/17/10	33	18	313	1	1	86t
* Mark Malone	Pittsburgh	1/6/85	36	20	312	3	3	29t
Drew Bledsoe	New England	12/24/00	34	18	312	2	2	59
Philip Rivers	San Diego	12/20/15	36	26	311	3	2	31
Richard Todd	N.Y. Jets	10/4/81	39	28	310	4	1	46
Alex Van Pelt	Buffalo	11/25/01	34	21	309	3	1	80t
Mike Livingston	Kansas City	10/19/69	34	17	308	1	1	93t
Neil Lomax	St. Louis	9/30/84	37	22	308	1	0	29
Matt Schaub	Baltimore	12/6/15	46	32	308	1	2	41t
Jay Cutler	Denver	11/2/08	46	24	307	2	3	47
Philip Rivers	San Diego	10/2/11	31	21	307	1	0	55t
* Dan Pastorini	Houston	12/24/78	29	20	306	1	0	34
Jim Kelly	Buffalo	10/4/92	48	25	306	1	4	28
Drew Bledsoe	Buffalo	12/1/02	27	15	306	3	0	73t
Mark Sanchez	N.Y. Jets	9/23/12	45	21	306	1	2	66
Greg Landry	Baltimore	11/25/79	42	25	304	3	1	31t
Tom Brady	New England	12/24/11	46	27	304	1	0	42
Alex Smith	Kansas City	12/24/17	39	25	304	1	0	52
Sonny Jurgensen	Washington	10/13/74	39	26	303	2	3	37
Peyton Manning	Indianapolis	9/21/09	23	14	303	2	0	80t
Phillip Rivers	San Diego	9/27/09	33	18	303	0	0	55
Peyton Manning	Indianapolis	9/6/98	37	21	302	1	3	42
Ben Roethlisberger	Pittsburgh	10/24/10	27	19	302	2	0	53t
Pat Ryan	N.Y. Jets	10/4/87	49	30	301	4	2	35t
Derek Carr	Oakland	11/5/17	30	21	300	1	1	44t

* Playoff game

** Super Bowl



OPPONENT OUTSTANDING PERFORMANCES

GAMES OF 100+ RECEIVING YARDS

PLAYER	TEAM	DATE	NO.	YDS.	TD	LG
* Eric Moulds	Buffalo	1/2/99	9	240	1	65
Eric Decker	N.Y. Jets	12/28/14	10	221	1	74t
Ron Jessie	L.A. Rams	10/3/76	7	220	2	58t
Isaac Bruce	St. Louis	12/24/95	15	210	1	31
Eric Moulds	Buffalo	11/25/01	6	196	2	80t
Wesley Walker	N.Y. Jets	9/21/86	6	194	4	65t
Michael Irvin	Dallas	10/27/96	12	186	1	61
Dallas Clark	Indianapolis	9/21/09	7	183	1	80t
Stanley Morgan	New England	11/8/81	5	182	1	76t
Al Toon	N.Y. Jets	11/27/88	14	181	0	29
Andre Johnson	Houston	10/12/08	10	178	1	61
Reggie Rucker	Cleveland	11/18/79	9	177	1	54
Marvin Harrison	Indianapolis	11/11/01	9	174	3	45
Theo Bell	Pittsburgh	11/30/80	4	173	0	45
A.J. Green	Cincinnati	9/29/16	10	173	1	51
Jordy Nelson	Oakland	9/23/18	6	173	1	66
Johnnie Morton	Detroit	12/7/97	9	171	1	41
Steve Smith	Carolina	9/25/05	11	170	3	53t
Cris Carter	Minnesota	9/10/00	9	168	0	42
Sammy Watkins	Buffalo	11/8/15	8	168	1	63
Wes Welker	New England	12/6/09	10	167	0	58
* Kellen Winslow	San Diego	1/2/82	13	166	1	31
Odell Beckham Jr.	N.Y. Giants	12/14/15	7	166	2	84t
Tommy Kane	Seattle	12/16/90	10	162	0	25
Antwaan Randle El	Washington	9/9/07	5	162	0	54
Ben Coates	New England	9/4/94	8	161	2	62t
Don Maynard	N.Y. Jets	12/1/68	7	160	3	54t
Wes Welker	New England	9/12/11	8	160	2	99t
Al Toon	N.Y. Jets	9/24/89	10	159	1	37t
Bake Turner	N.Y. Jets	12/15/68	7	157	0	71
Al Toon	N.Y. Jets	11/10/85	10	156	0	44
Allen Robinson	Jacksonville	9/20/15	6	155	2	52
Andre Reed	Buffalo	9/1/91	11	154	1	54t
Sammy Watkins	Buffalo	12/24/16	7	154	1	53
Frank Lewis	Buffalo	9/17/78	5	153	1	92t
Larry Fitzgerald	Arizona	9/14/08	6	153	0	75
Julian Edelman	New England	1/1/17	8	151	1	77t
* James Lofton	Buffalo	1/12/91	7	149	1	44
Jerry Rice	San Francisco	11/20/95	8	149	2	47t
Stanley Morgan	New England	12/22/86	8	148	2	30t
Randy Moss	New England	11/8/09	6	147	1	71t
Santonio Holmes	N.Y. Jets	9/23/12	9	147	0	38
Marlin Briscoe	Buffalo	10/18/70	7	145	2	46t
Raymond Butler	Baltimore	9/27/81	4	145	2	67t
Keyshawn Johnson	N.Y. Jets	12/12/99	11	144	2	27
Marvin Harrison	Indianapolis	9/15/02	11	144	1	33
Terrelle Pryor Sr.	Cleveland	9/25/16	8	144	0	40
Mark Carrier	Tampa Bay	10/30/88	9	142	0	47
George Sauer	N.Y. Jets	11/20/66	7	142	0	-
* Stephone Paige	Kansas City	1/5/91	8	142	1	33
Santana Moss	N.Y. Jets	9/14/03	5	142	1	61
Tony Gonzalez	Kansas City	9/29/02	7	140	3	42t
Anquan Boldin	Arizona	9/14/08	6	140	3	79t
George Sauer	N.Y. Jets	10/22/67	6	139	1	61t
Julian Edelman	New England	12/15/13	13	139	1	24t
Wes Welker	New England	10/21/07	9	138	2	36
Wes Welker	New England	12/24/11	12	138	0	42
Antonio Brown	Pittsburgh	12/8/13	5	138	1	56
Jimmy Teal	Seattle	10/4/87	9	137	0	32
Joey Galloway	Seattle	10/6/96	5	137	2	65t
Alfred Jenkins	Atlanta	9/21/80	4	136	0	33
Jeff Graham	N.Y. Jets	9/15/96	5	136	1	78t



OPPONENT OUTSTANDING PERFORMANCES

GAMES OF 100+ RECEIVING YARDS

PLAYER	TEAM	DATE	NO.	YDS.	TD	LG
* Jimmy Smith	Jacksonville	1/15/00	5	136	2	70t
Ben Coates	New England	11/3/96	5	135	2	84t
Gene Foster	San Diego	10/2/66	6	134	2	63t
Jim Whalen	Boston	10/15/67	6	134	3	-
Andre Reed	Buffalo	10/13/96	10	134	0	49
Brent Celek	Philadelphia	11/15/15	4	134	0	60
Leonard Thompson	Detroit	10/27/85	6	133	1	48
Stephone Paige	Kansas City	12/3/89	7	133	1	38t
Greg Jennings	Green Bay	10/17/10	6	133	1	86t
Fred Biletnikoff	Oakland	9/20/69	9	132	1	13t
Otis Taylor	Kansas City	10/19/69	4	131	0	79
J.J. Birden	Kansas City	12/12/94	10	131	1	22t
Shawn Jefferson	New England	11/23/98	6	131	1	38
Troy Brown	New England	10/19/03	6	131	1	82t
Chad Johnson	Cincinnati	12/30/07	4	131	2	70t
Hines Ward	Pittsburgh	10/24/10	7	131	1	43
Danny Amendola	New England	12/15/13	10	131	0	30
Brandon Marshall	N.Y. Jets	11/29/15	9	131	2	47
Chris Burkett	Buffalo	10/25/87	9	130	1	34
Eric Moulds	Buffalo	12/1/02	5	130	1	57t
Randy Vataha	New England	12/5/71	7	129	2	51t
* Steve Largent	Seattle	12/29/84	6	128	1	56t
Matt Jones	Jacksonville	12/3/06	6	128	1	33
A.J. Green	Cincinnati	10/31/13	11	128	0	21
Brandon Marshall	N.Y. Jets	10/4/15	7	128	0	58
Cris Collinsworth	Cincinnati	11/28/83	8	127	0	48
Jake Reed	Minnesota	9/25/94	9	127	0	21
Andre Reed	Buffalo	12/16/96	6	127	1	67t
Nate Washington	Houston	10/25/15	9	127	2	27t
Charlie Mitchell	Denver	12/4/66	4	126	1	79t
Wesley Walker	N.Y. Jets	11/26/78	6	126	1	42
Roy Williams	Detroit	11/23/06	6	126	0	41
Jared Cook	Oakland	11/5/17	8	126	0	35
Lance Alworth	San Diego	11/12/67	4	125	1	54t
Stanley Morgan	New England	10/5/86	6	125	1	27t
Tim Brown	Oakland	11/30/97	8	125	1	36
Raghib Ismail	Dallas	11/25/99	5	125	1	65t
Marvin Harrison	Indianapolis	12/5/99	8	125	0	36
Randy Moss	New England	11/23/08	8	125	3	29t
Emmanuel Sanders	Denver	11/23/14	9	125	0	35
Tyrell Williams	San Diego	11/13/16	5	125	1	51t
Stanley Morgan	New England	11/29/79	5	124	1	38t
Rob Moore	N.Y. Jets	9/12/93	6	124	0	51
Rob Moore	N.Y. Jets	11/27/94	7	124	0	35
T.Y. Hilton	Indianapolis	9/15/13	6	124	0	47
* Antonio Brown	Pittsburgh	1/8/17	5	124	2	62t
Will Fuller	Houston	10/25/18	5	124	1	73t
Antonio Gates	San Diego	12/11/05	13	123	1	25
Jim Whalen	Boston	12/17/67	4	122	0	33
* Fred Biletnikoff	Oakland	12/21/74	8	122	1	20
Dokie Williams	L.A. Raiders	12/2/84	2	122	1	75t
Andre Reed	Buffalo	9/11/88	8	122	0	21
* Andre Reed	Buffalo	1/12/91	4	122	2	43
Randy Moss	New England	10/21/07	4	122	2	50t
Don Maynard	N.Y. Jets	10/1/67	10	121	0	-
Tony Martin	San Diego	11/5/95	7	121	1	50t
Don Maynard	N.Y. Jets	11/2/69	4	121	2	42t
Wayne Patrick	Buffalo	10/18/70	6	121	0	48
Joe Washington	Baltimore	11/11/79	10	121	0	23
Henry Ellard	L.A. Rams	12/14/86	8	121	1	22
Darrell Jackson	Seattle	10/28/01	5	121	1	64
Torrey Smith	Baltimore	10/6/13	6	121	0	41



OPPONENT OUTSTANDING PERFORMANCES

GAMES OF 100+ RECEIVING YARDS

PLAYER	TEAM	DATE	NO.	YDS.	TD	LG
George Sauer	N.Y. Jets	10/1/67	10	120	0	–
Sammy White	Minnesota	12/11/76	9	120	3	36t
Butch Woolfolk	Houston	9/8/85	3	120	1	80t
Wes Welker	New England	11/23/08	8	120	0	64
Vincent Jackson	San Diego	9/27/09	5	120	0	55
Lance Alworth	San Diego	10/2/66	6	119	2	–
Eric Sievers	San Diego	11/18/84	12	119	2	24
Fred Biletnikoff	Oakland	10/4/69	9	119	1	23
Mike Jones	New Orleans	12/7/86	6	119	0	34
Andre Johnson	Houston	9/9/12	8	119	1	29
Vincent Brisby	New England	11/12/95	6	118	1	47t
Andre Roberts	Arizona	9/30/12	6	118	2	46t
Richard Caster	N.Y. Jets	10/7/74	3	117	1	89t
O.J. Simpson	Buffalo	12/7/75	8	117	1	62t
Eric Sievers	New England	12/10/89	6	117	0	41
Carl Pickens	Cincinnati	10/1/95	9	117	3	44t
Lee Evans	Buffalo	12/4/05	5	117	3	56t
Sammy Watkins	Buffalo	9/14/14	8	117	1	30
Paul Coffman	Green Bay	10/28/79	5	116	1	78t
Jimmie Giles	Tampa Bay	10/20/85	7	116	4	39t
Irving Fryar	Philadelphia	10/20/96	8	116	4	38t
Shawn Jefferson	New England	10/25/98	4	116	0	54
Lee Evans	Buffalo	10/26/08	7	116	0	33
Peyton Hillis	Denver	11/2/08	7	116	1	47
Tony Hill	Dallas	12/17/84	6	115	1	66t
Steve Breaston	Kansas City	11/6/11	7	115	0	37
Julio Jones	Atlanta	9/22/13	9	115	0	28
Isaac Curtis	Cincinnati	11/28/83	4	114	1	80t
Stanley Morgan	New England	10/21/84	3	114	1	76t
Dennis Northcutt	Cleveland	12/26/04	4	114	1	58t
Darren Sproles	New Orleans	9/30/13	7	114	1	48
Martellus Bennett	New England	9/18/16	5	114	1	37
Otis Taylor	Kansas City	11/13/66	4	113	1	89t
Otis Taylor	Kansas City	9/28/68	3	113	1	44
Eric Crabtree	Cincinnati	9/14/69	3	113	2	69t
James Lofton	L.A. Raiders	10/9/88	5	113	0	32
Tim Brown	Oakland	10/31/99	7	113	0	32
Calvin Johnson	Detroit	11/9/14	7	113	1	49t
Rob Gronkowski	New England	10/29/15	6	113	1	47t
Jim Colclough	Boston	12/17/67	3	112	0	52
* Mike Barber	Houston	12/24/78	4	112	0	55
Wesley Walker	N.Y. Jets	10/4/81	8	112	2	46
Will Moore	New England	9/10/95	8	112	0	33
Terry Glenn	New England	11/3/96	10	112	0	20
A.J. Green	Cincinnati	10/7/18	6	112	0	23
Wayne Patrick	Buffalo	10/18/70	6	111	0	48
Roy Jefferson	Washington	10/13/74	7	111	1	37t
John Holland	Buffalo	9/13/76	2	111	2	58t
* John Stallworth	Pittsburgh	1/6/85	4	111	2	65t
Kevin House	Tampa Bay	10/20/85	4	111	0	57
Al Toon	N.Y. Jets	9/21/86	7	111	0	31
Torry Holt	St. Louis	9/30/01	4	111	1	45t
* Ed Podolak	Kansas City	12/25/71	8	110	1	29
Anthony Miller	San Diego	12/27/93	7	110	2	41t
Randy Moss	Minnesota	12/21/02	7	110	0	60
Jeremy Shockey	N.Y. Giants	10/5/03	11	110	0	20
Lee Evans	Buffalo	12/5/04	4	110	2	69t
Taylor Gabriel	Chicago	10/14/18	5	110	0	54
Emerson Boozer	N.Y. Jets	10/1/67	5	109	2	–
Richie Anderson	N.Y. Jets	10/23/00	12	109	0	19
Golden Tate	Detroit	11/9/14	11	109	0	28
Tyreek Hill	Kansas City	12/24/17	6	109	0	52



OPPONENT OUTSTANDING PERFORMANCES

GAMES OF 100+ RECEIVING YARDS

PLAYER	TEAM	DATE	NO.	YDS.	TD	LG
Wesley Walker	N.Y. Jets	9/3/78	4	108	2	47t
* Charlie Joiner	San Diego	1/2/82	7	108	0	39
Art Monk	N.Y. Jets	11/27/94	5	108	0	69
* Steve Tasker	Buffalo	12/30/95	5	108	1	37t
Dedric Ward	N.Y. Jets	11/9/97	6	108	0	33
Leon Washington	N.Y. Jets	12/25/06	4	108	0	64
Jacoby Ford	Oakland	11/28/10	4	108	1	52
Vincent Jackson	San Diego	10/2/11	3	108	1	55t
Donnie Avery	Indianapolis	11/4/12	5	108	0	48
Jordan Cameron	Cleveland	9/8/13	9	108	1	22
Jack Snow	L.A. Rams	10/31/71	5	107	1	51t
Jordy Nelson	Green Bay	10/12/14	9	107	1	22
Javorius Allen	Baltimore	12/6/15	12	107	1	41t
Warren Wells	Oakland	9/21/68	3	106	1	73t
Raymond Chester	Baltimore	10/10/76	5	106	0	48
Frank Lewis	Buffalo	10/12/81	5	106	0	30
Tony Hill	Dallas	10/25/81	5	106	0	38
* Wes Chandler	San Diego	1/2/82	6	106	0	47
Andre Reed	Buffalo	12/4/94	3	106	2	83t
Warrick Dunn	Tampa Bay	9/21/97	6	106	1	58t
Laveranues Coles	N.Y. Jets	10/15/06	5	106	2	58t
Leonard Hankerson	Washington	11/13/11	8	106	0	22
Bake Turner	N.Y. Jets	12/14/69	4	105	2	34t
Harold Jackson	New England	11/29/79	5	105	1	33
Eddie Brown	Cincinnati	11/8/87	8	105	0	32
Jermaine Lewis	Baltimore	10/19/97	6	105	0	28
Wayne Chrebet	N.Y. Jets	12/13/98	5	105	1	52
Tony Martin	Atlanta	12/27/98	3	105	1	53
Ed McCaffrey	Denver	9/13/99	6	105	3	61t
Jeremy Shockey	New Orleans	10/25/09	4	105	0	66
Art Powell	Oakland	9/2/66	8	104	1	17t
* Elmo Wright	Kansas City	12/25/71	3	104	0	63
Derrick Gaffney	N.Y. Jets	9/30/79	4	104	0	43
Wayne Chrebet	N.Y. Jets	10/12/97	5	104	1	70
Tim Brown	Oakland	12/6/98	9	104	2	27
Wayne Chrebet	N.Y. Jets	10/23/00	6	104	2	28
Gary Garrison	San Diego	10/11/69	4	103	2	40t
* Ken Burrough	Houston	12/24/78	6	103	0	53
Thurman Thomas	Buffalo	9/1/91	8	103	1	50t
* Kimble Anders	Kansas City	12/31/94	6	103	1	57t
Aaron Hernandez	New England	9/12/11	7	103	1	30
Wes Welker	New England	12/2/12	12	103	1	14
Marvin Harrison	Indianapolis	9/6/98	5	102	1	42
Troy Brown	New England	12/24/00	8	102	0	22
David Patten	New England	10/6/02	5	102	2	34t
Doug Jolley	N.Y. Jets	12/18/05	9	102	1	60t
Jamaal Charles	Kansas City	12/21/08	3	102	0	75
Kellen Winslow	Tampa Bay	11/15/09	7	102	0	37
Rob Gronkowski	New England	1/2/11	6	102	1	28
T.Y. Hilton	Indianapolis	11/4/12	6	102	1	36t
Elbert Dubenion	Buffalo	9/18/66	5	101	0	26
Jerry LeVias	Houston	11/23/69	4	101	1	-
Andre Rison	Atlanta	10/11/92	7	101	1	22t
Heath Miller	Pittsburgh	9/7/06	3	101	1	87t
Andre Johnson	Houston	10/1/06	9	101	1	30
Cecil Shorts	Jacksonville	12/16/12	6	101	0	30
Richard Caster	N.Y. Jets	11/24/74	6	100	2	45t
Al Toon	N.Y. Jets	12/7/87	5	100	1	44t
Lawrence Dawsey	Tampa Bay	12/1/91	8	100	1	17t
Curtis Conway	Chicago	10/27/97	6	100	0	54
Ken Dilger	Indianapolis	12/14/97	5	100	3	43
Ben Watson	Cleveland	12/5/10	10	100	1	22



OPPONENT OUTSTANDING PERFORMANCES

GAMES OF 100+ RECEIVING YARDS

PLAYER	TEAM	DATE	NO.	YDS.	TD	LG
Jimmy Graham	New Orleans	9/30/13	4	100	2	43t
Keenan Allen	L.A. Chargers	9/17/17	9	100	0	24

* Playoff game

** Super Bowl

GAMES OF 100+ RUSHING YARDS

PLAYER	TEAM	DATE	NO.	YDS.	TD	LG
O.J. Simpson	Buffalo	12/5/76	24	203	1	75t
Rueben Mayes	New Orleans	12/7/86	28	203	2	34t
Earl Campbell	Houston	11/20/78	28	199	4	81t
* Terrell Davis	Denver	1/9/99	21	199	2	62
Justin Fargas	Oakland	9/30/07	22	179	0	48
Freeman McNeil	N.Y. Jets	10/14/85	28	173	0	20
Ricky Watters	Philadelphia	10/20/96	25	173	1	49t
Gerald Riggs	Atlanta	11/30/86	33	172	1	31
Eric Dickerson	Indianapolis	12/4/88	31	169	1	19
Jamal Lewis	Baltimore	1/2/05	34	167	1	20
C.J. Anderson	Denver	11/23/14	27	167	1	26
* Le'Veon Bell	Pittsburgh	1/8/17	29	167	2	26
** John Riggins	Washington	1/30/83	38	166	1	43t
Reuben Droughns	Cleveland	11/20/05	30	166	1	75t
Chris Ivory	N.Y. Jets	10/4/15	29	166	1	24
Thurman Thomas	Buffalo	9/1/91	25	165	1	20
Jim Nance	Boston	12/17/67	24	164	2	29
William Andrews	Atlanta	12/10/83	21	161	1	24t
* Earnest Byner	Cleveland	1/4/86	16	161	2	66t
Hoyle Granger	Houston	12/23/67	21	160	1	23
Wayne Wilson	New Orleans	10/2/83	34	160	0	12
* Thurman Thomas	Buffalo	12/30/95	25	158	1	32
Kerryon Johnson	Detroit	10/21/18	19	158	0	71
Don Woods	San Diego	9/29/74	18	157	2	56t
Earnest Byner	Washington	12/2/90	32	157	3	21
Antowain Smith	New England	12/22/01	26	156	1	44
Laurence Maroney	New England	12/23/07	14	156	1	59t
Marcus Allen	L.A. Raiders	12/2/84	20	155	3	52t
Eric Dickerson	Indianapolis	11/15/87	30	154	1	13
Thurman Thomas	Buffalo	12/23/90	30	154	1	13t
Christian Okoye	Kansas City	10/13/91	23	153	2	38t
Dick Post	San Diego	11/3/68	21	151	0	24
Travis Henry	Buffalo	12/1/02	35	151	1	13
Thurman Thomas	Buffalo	10/29/89	27	148	1	30t
Christian Okoye	Kansas City	12/3/89	32	148	1	13
Thurman Thomas	Buffalo	12/17/95	35	148	1	15
Brian Westbrook	Philadelphia	11/18/07	32	148	0	36
Adrian Peterson	Minnesota	9/19/10	28	145	1	23
Barry Sanders	Detroit	9/15/91	32	143	0	14
Lee Suggs	Cleveland	12/26/04	38	143	0	13
Lydell Mitchell	Baltimore	10/9/77	17	142	1	64t
Curtis Martin	New England	11/12/95	30	142	2	23
Woody Campbell	Houston	12/3/67	18	141	1	42
* Natrone Means	San Diego	1/8/95	24	139	1	24t
Earl Campbell	Houston	12/4/83	28	138	1	35t
Edgerrin James	Indianapolis	9/15/02	30	138	0	13
C.J. Spiller	Buffalo	12/23/12	22	138	0	62
Barry Sanders	Detroit	12/7/97	30	137	1	19
Thurman Thomas	Buffalo	11/18/91	23	135	1	30
* Fred Taylor	Jacksonville	1/15/00	18	135	1	90t
Paul Robinson	Cincinnati	11/17/68	22	134	3	54t
Jim Nance	Boston	11/27/66	23	133	1	27t
Lamar Miller	Houston	10/25/18	18	133	1	58
Freeman McNeil	N.Y. Jets	11/4/84	20	132	1	52
Johnny Hector	N.Y. Jets	12/22/91	13	132	0	47



OPPONENT OUTSTANDING PERFORMANCES

GAMES OF 100+ RUSHING YARDS

PLAYER	TEAM	DATE	NO.	YDS.	TD	LG
Travis Henry	Buffalo	10/20/02	22	132	0	34
Knile Davis	Kansas City	9/21/14	32	132	1	21t
Mike Garrett	Kansas City	9/24/67	20	131	0	28
Brandon Jacobs	N.Y. Giants	10/28/07	23	131	0	15
Edgerin James	Indianapolis	12/5/99	23	130	2	41t
Darren McFadden	Dallas	11/22/15	29	129	0	35
LeSean McCoy	Buffalo	12/24/16	24	128	1	19t
Michael Pittman	Tampa Bay	10/16/05	15	127	1	57t
Ryan Mathews	San Diego	11/17/13	19	127	0	51
Joe Washington	Baltimore	10/29/78	20	126	0	29
Floyd Little	Denver	10/27/68	25	126	1	19
Antowain Smith	Buffalo	11/14/99	29	126	0	24
Chris Johnson	Tennessee	11/11/12	23	126	1	21
Eric Dickerson	Indianapolis	9/25/88	30	125	0	9
Thurman Thomas	Buffalo	10/9/94	31	125	2	26t
Earnest Jackson	San Diego	11/18/84	28	124	0	16
Eric Dickerson	L.A. Rams	12/14/86	28	124	1	25
Robert Holmes	Kansas City	9/28/68	13	123	1	76t
Neal Anderson	Chicago	9/4/88	24	123	2	15
Scott Lockwood	New England	12/27/92	30	123	0	23
Tatum Bell	Denver	12/12/04	17	123	2	29
LeGarrette Blount	New England	9/18/16	29	123	1	26
Tony Dorsett	Dallas	10/25/81	24	122	0	18
DeAngelo Williams	Carolina	11/19/09	13	122	0	50
Walter Payton	Chicago	12/2/85	23	121	0	15
Larry Kinnebrew	Buffalo	10/29/89	21	121	1	25
Dorsey Levens	Green Bay	9/14/97	21	121	0	23
Corey Dillon	New England	12/20/04	26	121	1	20
Alfred Morris	Washington	9/13/15	25	121	0	14
DeMarco Murray	Tennessee	10/9/16	27	121	0	14
O.J. Simpson	Buffalo	11/18/73	20	120	0	28
Earl Campbell	Houston	11/5/79	32	120	0	11
* Chuck Muncie	San Diego	1/2/82	24	120	1	19
Curtis Martin	N.Y. Jets	10/14/01	22	120	1	27t
Jim Braxton	Buffalo	11/18/73	17	119	0	36
Craig James	New England	11/3/85	23	119	0	14
Ronnie Harmon	Buffalo	11/29/87	23	119	0	19
Jerome Bettis	Pittsburgh	11/25/96	27	119	0	14
Natrone Means	San Diego	12/27/93	18	118	3	65t
Edgerin James	Indianapolis	11/26/00	26	118	0	13
Ahman Green	Green Bay	10/22/06	18	118	1	70t
Warren Williams	Pittsburgh	12/18/88	16	117	0	33
* Thurman Thomas	Buffalo	1/12/91	32	117	2	14
Chris Johnson	Tennessee	11/14/10	17	117	1	30
Franco Harris	Pittsburgh	11/30/80	28	116	1	9t
Freeman McNeil	N.Y. Jets	9/12/82	13	116	0	48
Freeman McNeil	N.Y. Jets	11/26/84	24	116	0	39
Curtis Martin	N.Y. Jets	11/1/04	19	115	1	25t
Lamont Jordan	N.Y. Jets	11/1/04	14	115	1	25t
Willie Parker	Pittsburgh	9/7/06	29	115	0	32
Fred Jackson	Buffalo	12/9/07	15	115	0	27
Emerson Boozer	N.Y. Jets	12/13/70	18	114	0	21
Curtis Brown	Buffalo	11/12/78	11	114	1	58t
James Jones	Detroit	10/27/85	36	114	1	8
Jim Nance	Boston	10/15/67	20	113	0	19
Mel Owens	Detroit	12/15/73	27	113	1	10
Horace Ivory	New England	10/22/78	15	113	2	28
* Curt Warner	Seattle	12/31/83	29	113	2	18
Terry Allen	Minnesota	9/25/94	15	113	1	45
Colin Kaepernick	San Francisco	11/27/16	10	113	0	30
Alex Collins	Baltimore	10/26/17	18	113	0	19
Edgerin James	Indianapolis	12/17/00	32	112	0	15



OPPONENT OUTSTANDING PERFORMANCES

GAMES OF 100+ RUSHING YARDS						
PLAYER	TEAM	DATE	NO.	YDS.	TD	LG
LeSean McCoy	Buffalo	11/8/15	16	112	1	48t
Sony Michel	New England	9/30/18	25	112	1	23
Dion Lewis	New England	11/26/17	15	112	0	25
Hoyle Granger	Houston	12/3/67	25	111	1	13
Jim Nance	Boston	12/8/68	19	111	1	30t
Wilbert Montgomery	Philadelphia	9/24/78	25	111	0	12
Willis McGahee	Buffalo	10/17/04	26	111	0	31
Franco Harris	Pittsburgh	11/14/76	22	110	1	26
Rocky Bleier	Pittsburgh	11/14/76	20	110	0	13
Eric Dickerson	Indianapolis	12/30/90	20	110	0	16
Corey Dillon	Cincinnati	10/1/00	22	110/00	0	19
Curtis Martin	N.Y. Jets	10/3/04	24	110	1	13
Thomas Jones	N.Y. Jets	9/23/07	25	110	0	12
Karlos Williams	Buffalo	9/27/15	12	110	1	41t
Karlos Williams	Buffalo	11/8/15	9	110	2	38t
Jonathan Stewart	Carolina	11/13/17	17	110	0	18
Jim Nance	Boston	11/9/69	17	109	0	23
Stump Mitchell	St. Louis	9/30/84	20	109	2	19
* Terry Allen	Baltimore	1/13/02	25	109	1	13
Joe Cribbs	Buffalo	12/27/82	19	108	1	62t
Curtis Martin	N.Y. Jets	10/4/98	36	108	1	15
Larry Johnson	Kansas City	12/21/08	12	108	1	33
Denard Robinson	Jacksonville	10/26/14	18	108	0	41
Freeman McNeil	N.Y. Jets	11/10/85	26	107	0	13
Eric Dickerson	Indianapolis	12/17/89	21	107	2	17
* Edgerrin James	Indianapolis	12/30/00	21	107	0	34
Marshawn Lynch	Buffalo	12/9/07	23	107	0	11
Lydell Mitchell	Baltimore	11/23/75	26	106	1	32t
Sam Cunningham	New England	9/19/76	21	106	0	15
Eddie George	Tennessee	9/7/97	23	106	1	13t
Raymont Harris	Chicago	10/27/97	25	106	1	9
Franco Harris	Pittsburgh	12/3/73	15	105	1	21t
Marcus Allen	L.A. Raiders	9/19/83	22	105	0	15
* Craig James	New England	1/12/86	22	105	0	21
Willis McGahee	Baltimore	10/19/08	19	105	1	17
Fred Jackson	Buffalo Bills	12/22/13	18	105	1	14
Chris Johnson	N.Y. Jets	12/1/14	17	105	0	47
Lydell Mitchell	Baltimore	12/9/73	35	104	0	9
John Stephens	New England	11/6/88	25	104	1	13t
Rod Bernstine	San Diego	12/15/91	13	104	3	63t
Willis McGahee	Baltimore	12/16/07	29	104	0	19
Chris Johnson	Tennessee	12/20/09	29	104	0	14
Sammy Winder	Denver	9/29/85	20	103	2	19
Brad Baxter	N.Y. Jets	11/1/92	20	103	0	28
Jamal Anderson	Atlanta	12/27/98	18	103	1	36t
Emmitt Smith	Dallas	11/25/99	31	103	0	28
Garrison Hearst	San Francisco	12/16/01	26	103	0	23
Ben Tate	Houston	9/18/11	23	103	0	16
Thomas Jones	N.Y. Jets	11/1/09	27	102	0	11
Eric Dickerson	L.A. Rams	10/30/83	14	101	1	40
Duce Staley	Pittsburgh	9/26/04	22	101	0	38
Thomas Jones	N.Y. Jets	9/7/08	22	101	1	14
* Wendell Hayes	Kansas City	12/25/71	22	100	0	22
Mark van Eeghen	New England	12/12/82	22	100	0	11
Chris Brown	Tennessee	9/11/04	16	100	0	52

* Playoff game

** Super Bowl



LARGEST COMEBACKS

DOLPHINS				
MARGIN	SCORE/QUARTER	FINAL SCORE	DATE	OPPONENT
1. 24 points	0-24 (2nd)	34-27	12/15/74	NEW ENGLAND
2. 21 points	0-21 (2nd)	24-23	12/4/05	BUFFALO
3. 18 points	3-21 (2nd)	24-21	1/4/86	CLEVELAND*
18 points	6-24 (3rd)	28-24	11/27/94	at N.Y. Jets
18 points	3-21 (2nd)	24-21	11/14/71	PITTSBURGH
6. 17 points	0-17 (3rd)	21-17	11/10/68	at Buffalo
17 points	3-20 (2nd)	31-23	11/12/89	at N.Y. Jets
17 points	0-17 (2nd)	28-20	10/29/00	GREEN BAY
17 points	0-17 (3rd)	20-17	10/15/17	at Atlanta

NOTE: Miami's largest fourth-quarter comeback was from a 20-point deficit (3-23 to 24-23) against Buffalo on December 4, 2005.

OPPONENTS				
MARGIN	SCORE/QUARTER	FINAL SCORE	DATE	OPPONENT
1. 23 points	7-30 (4th)	40-37 (OT)	10/23/00	at N.Y. Jets
2. 21 points	0-21 (2nd)	34-31 (OT)	10/25/87	BUFFALO
21 points	3-24 (3rd)	27-24 (OT)	10/8/95	INDIANAPOLIS
21 points	3-24 (2nd)	46-34	10/25/09	NEW ORLEANS
5. 18 points	10-28 (2nd)	45-28	10/9/77	at Baltimore
6. 17 points	0-17 (3rd)	21-17	10/14/01	at N.Y. Jets
17 points	0-17 (3rd)	27-24	12/14/11	at New England
17 points	0-17 (3rd)	27-17	10/7/18	at Cincinnati

* Playoff Game

DOLPHINS 10 LARGEST MARGINS

...OF VICTORY				
MARGIN	SCORE	DATE	OPPONENT	
1. 52 points	52-0	11/12/72	NEW ENGLAND	
2. 44 points	44-0	11/11/73	BALTIMORE	
3. 43 points	43-0	10/19/75	at N.Y. Jets	
4. 42 points	42-0	9/10/78	at Baltimore	
42 points	45-3	11/24/86	N.Y. JETS	
42 points	42-0	10/11/87	KANSAS CITY	
7. 41 points	55-14	11/24/77	at St. Louis	
8. 38 points	45-7	12/20/70	BUFFALO	
38 points	41-3	10/17/71	NEW ENGLAND	
38 points	52-14	9/3/95	N.Y. JETS	

...OF DEFEAT				
MARGIN	SCORE	DATE	OPPONENT	
1. 55 points	62-7	1/15/00	at Jacksonville*	
2. 45 points	48-3	9/28/68	KANSAS CITY	
3. 41 points	41-0	10/8/67	at Kansas City	
41 points	41-0	12/14/97	at Indianapolis	
5. 40 points	40-0	10/26/17	at Baltimore	
6. 35 points	35-0	11/1/70	at Baltimore	
35 points	42-7	10/13/91	at Kansas City	
35 points	38-3	1/9/99	at Denver*	
9. 34 points	58-24	9/18/66	at Buffalo	
34 points	44-10	10/2/66	at San Diego	
34 points	34-0	10/12/80	at New England	
34 points	37-3	11/11/12	TENNESSEE	

* Playoff Game



DOLPHINS HOME AND AWAY

DOLPHINS HOME AND AWAY						
YEAR	HOME	PCT.	ROAD	PCT.	OVERALL	PCT.
1966	2-5	.286	1-6	.143	3-11	.214
1967	4-3	.571	0-7	.000	4-10	.286
1968	1-5-1	.214	4-3	.571	5-8-1	.393
1969	2-4-1*	.357	1-6*	.143	3-10-1	.250
1970	6-1	.857	4-3	.571	10-4	.714
1971	6-1	.857	4-2-1	.643	10-3-1	.750
1972	7-0	1.000	7-0	1.000	14-0	1.000
1973	7-0	1.000	5-2	.714	12-2	.857
1974	7-0	1.000	4-3	.571	11-3	.786
1975	5-2	.714	5-2	.714	10-4	.714
1976	3-4	.429	3-4	.429	6-8	.429
1977	6-1	.857	4-3	.571	10-4	.714
1978	7-1	.875	4-4	.500	11-5	.688
1979	6-2	.750	4-4	.500	10-6	.625
1980	5-3	.625	3-5	.375	8-8	.500
1981	6-1-1	.813	5-3	.625	11-4-1	.719
1982	4-0	1.000	3-2	.600	7-2	.778
1983	7-1	.875	5-3	.625	12-4	.750
1984	7-1	.875	7-1	.875	14-2	.875
1985	8-0	1.000	4-4	.500	12-4	.750
1986	4-4	.500	4-4	.500	8-8	.500
1987	4-3	.571	4-4	.500	8-7	.533
1988	4-4	.500	2-6	.250	6-10	.375
1989	4-4	.500	4-4	.500	8-8	.500
1990	7-1	.875	5-3	.625	12-4	.750
1991	5-3	.625	3-5	.375	8-8	.500
1992	6-2	.750	5-3	.625	11-5	.688
1993	4-4	.500	5-3	.625	9-7	.563
1994	6-2	.750	4-4	.500	10-6	.625
1995	5-3	.625	4-4	.500	9-7	.563
1996	4-4	.500	4-4	.500	8-8	.500
1997	6-2	.750	3-5	.375	9-7	.563
1998	7-1	.875	3-5	.375	10-6	.625
1999	5-3	.625	4-4	.500	9-7	.563
2000	5-3	.625	6-2	.750	11-5	.688
2001	7-1	.875	4-4	.500	11-5	.688
2002	7-1	.875	2-6	.250	9-7	.563
2003	4-4	.500	6-2	.750	10-6	.625
2004	3-5	.375	1-7	.125	4-12	.250
2005	5-3	.625	4-4	.500	9-7	.563
2006	4-4	.500	2-6	.250	6-10	.375
2007	1-7#	.125	0-8	.000	1-15	.063
2008	5-3	.625	6-2	.750	11-5	.688
2009	4-4	.500	3-5	.375	7-9	.438
2010	1-7	.125	6-2	.750	7-9	.438
2011	4-4	.500	2-6	.250	6-10	.375
2012	5-3	.625	2-6	.250	7-9	.438
2013	4-4	.500	4-4	.500	8-8	.500
2014	4-4	.500	4-4@	.500	8-8	.500
2015	3-5^	.375	3-5	.375	6-10	.375
2016	6-2	.750	4-4	.500	10-6	.625
2017	4-4&	.500	2-6	.250	6-10	.375
2018	4-1	.800	1-3	.250	5-4	.556
TOTALS	257-144-3	.640	193-211-1	.478	450-355-4	.559

* Includes 38-23 loss to Boston at Tampa. # Includes 13-10 loss to N.Y. Giants at London, England. @ Includes 38-14 win over Oakland at London, England. ^ Includes 27-14 loss to N.Y. Jets at London, England. & Includes 20-0 loss to New Orleans at London, England.



DOLPHINS MONTH BY MONTH

DOLPHINS MONTH BY MONTH						
<i>(Regular Season)</i>						
YEAR	SEPTEMBER	OCTOBER	NOVEMBER	DECEMBER	JANUARY	RECORD
1966	0-3	2-2	0-4	1-2	0-0	3-11
1967	1-1	0-4	1-3	2-2	0-0	4-10
1968	0-3	2-1-1	2-2	1-2	0-0	5-8-1
1969	0-3	1-2-1	1-4	1-1	0-0	3-10-1
1970	1-1	3-1	3-2	3-0	0-0	10-4
1971	1-0-1	4-1	4-0	1-2	0-0	10-3-1
1972	2-0	5-0	4-0	3-0	0-0	14-0
1973	2-1	4-0	4-0	2-1	0-0	12-2
1974	2-1	3-1	3-1	3-0	0-0	11-3
1975	1-1	4-0	2-2	3-1	0-0	10-4
1976	2-1	2-3	1-3	1-1	0-0	6-8
1977	2-0	3-2	3-1	2-1	0-0	10-4
1978	2-2	4-1	2-2	3-0	0-0	11-5
1979	4-1	2-2	3-2	1-1	0-0	10-6
1980	3-1	1-3	2-3	2-1	0-0	8-8
1981	4-0	1-2-1	2-2	4-0	0-0	11-4-1
1982	2-0	0-0	1-1	3-1	1-0	7-2
1983	3-1	3-2	3-1	3-0	0-0	12-4
1984	5-0	4-0	3-1	2-1	0-0	14-2
1985	3-1	2-2	3-1	4-0	0-0	12-4
1986	1-3	2-2	3-2	2-1	0-0	8-8
1987	1-1	1-3	3-2	3-1	0-0	8-7
1988	1-3	4-1	0-4	1-2	0-0	6-10
1989	1-2	3-2	3-1	1-3	0-0	8-8
1990	3-1	3-0	3-1	3-2	0-0	12-4
1991	2-3	1-2	3-1	2-2	0-0	8-8
1992	3-0	3-1	2-3	3-1	0-0	11-5
1993	2-1	4-0	3-1	0-4	0-1	9-7
1994	3-1	3-1	2-2	2-2	0-0	10-6
1995	3-0	2-3	1-3	3-1	0-0	9-7
1996	3-1	1-3	2-2	2-2	0-0	8-8
1997	2-2*	3-1	3-2	1-2	0-0	9-7
1998	3-0	2-2	3-2	2-2	0-0	10-6
1999	2-0	4-1	2-2	1-3	0-1	9-7
2000	3-1	3-1	3-1	2-2	0-0	11-5
2001	2-1	2-1	3-1	3-2	1-0	11-5
2002	3-1	2-1	2-2	2-3	0-0	9-7
2003	2-1	3-1	3-2	2-2	0-0	10-6
2004	0-3	1-3	1-3	2-2	0-1	4-12
2005	2-1	1-3	1-3	4-0	1-0	9-7
2006	1-2	0-4	4-0	1-4	0-0	6-10
2007	0-4	0-4	0-3	1-4	0-0	1-15
2008	1-2	2-2	4-1	4-0	0-0	11-5
2009	0-3	2-1	3-2	2-2	0-1	7-9
2010	2-1	2-2	2-2	1-3	0-1	7-9
2011	0-3	0-4	3-1	2-2	1-0	6-10
2012	1-3	3-0	1-3	2-3	0-0	7-9
2013	3-1	1-3	1-2	3-2	0-0	8-8
2014	2-2	2-1	2-2	2-3	0-0	8-8
2015	1-2	2-2	1-3	1-3	1-0	6-10
2016	1-3	2-1	4-0	3-1	0-1	10-6
2017	1-1	3-2	0-4	2-3	0-0	6-10
2018	3-1	1-3	1-0	--	--	5-4
TOTALS	98-75-1	118-90-3	119-98	110-86	5-6	450-355-4

* Includes August 31, 1997, 16-10 win over Indianapolis.



PRIME TIME DOLPHINS

PRIME TIME DOLPHINS						
YEAR	DATE	OPPONENT	SCORE	W/L	NETWORK	ATTENDANCE
1970	Mon., Nov. 30	at Atlanta	20-7	W	ABC	53,303
1971	Mon., Nov. 29	CHICAGO	34-3	W	ABC	73,071
1972	Mon., Nov. 27	ST. LOUIS	31-10	W	ABC	78,190
1973	Mon., Oct. 15	at Cleveland	17-9	W	ABC	72,070
1973	Mon., Dec. 3	PITTSBURGH	30-26	W	ABC	68,901
1974	Mon., Oct. 7	N.Y. JETS	21-17	W	ABC	61,527
1974	Mon., Dec. 2	CINCINNATI	24-3	W	ABC	71,962
1975	Mon., Sept. 22	OAKLAND	21-31	L	ABC	78,744
1975	Mon., Dec. 1	NEW ENGLAND	20-7	W	ABC	61,963
1976	Mon., Sept. 13	at Buffalo	30-21	W	ABC	77,683
1976	Mon., Nov. 22	BALTIMORE	16-17	L	ABC	62,104
1977	Mon., Dec. 5	BALTIMORE	17-6	W	ABC	68,977
1978	Mon., Oct. 9	CINCINNATI	21-0	W	ABC	54,729
1978	Mon., Nov. 20	at Houston	30-35	L	ABC	50,290
1978	Mon., Dec. 18	NEW ENGLAND	23-3	W	ABC	72,071
1979	Mon., Oct. 8	at Oakland	3-13	L	ABC	52,419
1979	Mon., Nov. 5	HOUSTON	6-9	L	ABC	70,273
1979	Thur., Nov. 29	NEW ENGLAND	39-24	W	ABC	69,174
1980	Mon., Oct. 27	at N.Y. Jets	14-17	L	ABC	53,046
1980	Thur., Nov. 20	SAN DIEGO	24-27	L (OT)	ABC	63,013
1980	Mon., Dec. 8	NEW ENGLAND	16-13	W (OT)	ABC	63,292
1981	Thur., Sept. 10	PITTSBURGH	30-10	W	ABC	74,190
1981	Mon., Oct. 12	at Buffalo	21-31	L	ABC	78,576
1981	Mon., Nov. 30	PHILADELPHIA	13-10	W	ABC	67,797
1982	Mon., Nov. 29	at Tampa Bay	17-23	L	ABC	54,854
1982	Mon., Dec. 27	BUFFALO	27-10	W	ABC	73,924
1983	Mon., Sept. 19	at L.A. Raiders	14-27	L	ABC	57,796
1983	Mon., Nov. 28	CINCINNATI	38-14	W	ABC	74,506
1983	Fri., Dec. 16	N.Y. JETS	34-14	W	ABC	59,975
1984	Mon., Sept. 17	at Buffalo	21-17	W	ABC	65,455
1984	Mon., Nov. 26	N.Y. JETS	28-17	W	ABC	74,884
1984	Mon., Dec. 17	DALLAS	28-21	W	ABC	74,139
1985	Mon., Oct. 14	at N.Y. Jets	7-23	L	ABC	73,807
1985	Mon., Dec. 2	CHICAGO	38-24	W	ABC	75,594
1985	Mon., Dec. 16	NEW ENGLAND	30-27	W	ABC	69,489
1986	Mon., Nov. 10	at Cleveland	16-26	L	ABC	77,949
1986	Mon., Nov. 24	N.Y. JETS	45-3	W	ABC	70,206
1986	Mon., Dec. 22	NEW ENGLAND	27-34	L	ABC	74,516
1987	Sun., Nov. 22	at Dallas	20-14	W	ESPN	56,519
1987	Mon., Dec. 7	N.Y. JETS	37-28	W	ABC	62,592
1987	Sun., Dec. 20	WASHINGTON	23-21	W	ESPN	65,715
1987	Mon., Dec. 28	NEW ENGLAND	10-24	L	ABC	61,192
1988	Mon., Nov. 14	BUFFALO	6-31	L	ABC	67,091
1988	Sun., Nov. 20	NEW ENGLAND	3-6	L	ESPN	53,526
1988	Mon., Dec. 12	CLEVELAND	38-31	W	ABC	61,884
1989	Sun., Dec. 10	NEW ENGLAND	31-10	W	ESPN	55,918
1990	Thur., Oct. 18	NEW ENGLAND	17-10	W	TNT	62,630
1990	Mon., Nov. 19	L.A. RAIDERS	10-13	L	ABC	70,553
1990	Sun., Dec. 9	PHILADELPHIA	23-20	W (OT)	ESPN	67,034
1991	Sun., Nov. 10	NEW ENGLAND	30-20	W	ESPN	56,065
1991	Mon., Nov. 18	BUFFALO	27-41	L	ABC	71,062
1991	Mon., Dec. 9	CINCINNATI	37-13	W	ABC	60,616
1992	Mon., Sept 14	at Cleveland	27-23	W	ABC	74,765
1992	Mon., Nov. 16	BUFFALO	20-26	L	ABC	70,629
1992	Mon., Dec. 14	L.A. RAIDERS	20-7	W	ABC	67,098
1992	Sun., Dec. 20	N.Y. JETS	19-17	W	ESPN	68,275
1993	Mon., Oct. 4	WASHINGTON	17-10	W	ABC	68,568
1993	Sun., Oct. 24	INDIANAPOLIS	41-27	W	TNT	57,301
1993	Mon., Dec 13	PITTSBURGH	20-21	L	ABC	70,232
1993	Mon., Dec. 27	at San Diego	20-45	L	ABC	60,311
1994	Sun., Oct. 2	at Cincinnati	23-7	W	TNT	55,056
1994	Sun., Dec. 4	BUFFALO	31-42	L	ESPN	69,358



PRIME TIME DOLPHINS

PRIME TIME DOLPHINS						
YEAR	DATE	OPPONENT	SCORE	W/L	NETWORK	ATTENDANCE
1994	Mon., Dec. 12	KANSAS CITY	45-28	W	ABC	71,578
1994	Sun., Dec. 25	DETROIT	27-20	W	ESPN	70,980
1995	Mon., Sept. 18	PITTSBURGH	23-10	W	ABC	72,874
1995	Sun., Nov. 5	at San Diego	24-14	W	ESPN	61,996
1995	Mon., Nov. 20	SAN FRANCISCO	20-44	L	ABC	73,080
1995	Mon., Dec. 11	KANSAS CITY	13-6	W	ABC	70,321
1996	Sun., Sept. 8	at Arizona	38-10	W	TNT	55,444
1996	Mon., Sept. 23	at Indianapolis	6-10	L	ABC	60,891
1996	Mon., Nov. 25	PITTSBURGH	17-24	L	ABC	73,489
1996	Mon., Dec. 16	BUFFALO	16-14	W	ABC	67,016
1997	Sun., Sept. 21	at Tampa Bay	21-31	L	TNT	73,314
1997	Mon., Oct. 27	CHICAGO*	33-36	L (OT)	ABC	73,156
1997	Mon., Nov. 17	BUFFALO	30-13	W	ABC	74,155
1997	Sun., Dec. 7	DETROIT	33-30	W	ESPN	72,266
1997	Mon., Dec. 22	NEW ENGLAND	12-14	L	ABC	74,379
1998	Mon., Oct. 12	at Jacksonville	21-28	L	ABC	74,051
1998	Mon., Nov. 23	at New England	23-26	L	ABC	58,729
1998	Sun., Dec. 13	N.Y. JETS	16-21	L	ESPN	74,369
1998	Mon., Dec. 21	DENVER	31-21	W	ABC	74,363
1999	Mon., Sept. 13	at Denver	38-21	W	ABC	75,623
1999	Mon., Oct. 4	BUFFALO	18-23	L	ABC	74,073
1999	Sun., Nov. 7	TENNESSEE	17-0	W	ESPN	74,109
1999	Mon., Dec. 27	N.Y. JETS	31-38	L	ABC	74,230
2000	Sun., Sept. 17	BALTIMORE	19-6	W	ESPN	73,464
2000	Mon., Oct. 23	at N.Y. Jets	37-40	L (OT)	ABC	78,389
2001	Sun., Sept. 9	at Tennessee	31-23	W	ESPN	68,798
2001	Mon., Dec. 10	INDIANAPOLIS	41-6	W	ABC	73,858
2002	Sun., Oct. 13	at Denver	24-22	W	ESPN	75,941
2002	Mon., Nov. 4	at Green Bay	10-24	L	ABC	63,284
2002	Sun., Nov. 10	at N.Y. Jets	10-13	L	ESPN	78,920
2002	Mon., Dec. 9	CHICAGO	27-9	W	ABC	73,609
2003	Sun., Sept. 21	BUFFALO	17-7	W	ESPN	73,458
2003	Mon., Oct. 27	at San Diego#	26-10	W	ABC	73,014
2003	Sun., Nov. 23	WASHINGTON	24-23	W	ESPN	73,578
2003	Mon., Dec. 15	PHILADELPHIA	27-34	L	ABC	73,780
2004	Sun., Sept. 19	at Cincinnati	13-16	L	ESPN	65,705
2004	Sun., Sept. 26	PITTSBURGH@	3-13	L	CBS	72,225
2004	Mon., Nov. 1	at N.Y. Jets	14-41	L	ABC	78,216
2004	Mon., Dec. 20	NEW ENGLAND	29-28	W	ABC	73,629
2004	Sun., Dec. 26	CLEVELAND	10-7	W	ESPN	73,169
2005	Fri., Oct. 21	KANSAS CITY%	20-30	L	CBS	68,350
2006	Thur., Sept. 7	at Pittsburgh	17-28	L	NBC	64,927
2006	Mon., Dec. 25	N.Y. JETS	10-13	L	ESPN	73,500
2007	Mon., Nov. 26	at Pittsburgh	0-3	L	ESPN	57,704
2009	Mon., Sept. 21	INDIANAPOLIS	23-27	L	ESPN	66,227
2009	Mon., Oct. 12	N.Y. JETS	31-27	W	ESPN	69,767
2009	Thur., Nov. 19	at Carolina	24-17	W	NFLN	73,475
2010	Sun., Sept. 26	N.Y. JETS	23-31	L	NBC	70,481
2010	Mon., Oct. 4	NEW ENGLAND	14-41	L	ESPN	69,090
2010	Thur., Nov. 18	CHICAGO	0-16	L	NFLN	68,752
2011	Mon., Sept. 12	NEW ENGLAND	24-38	L	ESPN	66,860
2011	Mon., Oct. 17	at N.Y. Jets	6-24	L	ESPN	78,912
2012	Thur., Nov. 11	at Buffalo	14-19	L	NFLN	69,118
2013	Mon., Sept. 30	at New Orleans	17-38	L	ESPN	73,118
2013	Thur., Oct. 31	CINCINNATI	22-20	W (OT)	NFLN	52,388
2013	Mon. Nov. 11	at Tampa Bay	19-22	L	ESPN	64,448
2014	Thur., Nov. 13	BUFFALO	22-9	W	NFLN	71,573
2014	Mon., Dec. 1	at N.Y. Jets	16-13	W	ESPN	78,160
2015	Thur., Oct. 29	at New England	7-36	L	NFLN	66,829
2015	Mon., Dec. 14	N.Y. GIANTS	24-31	L	ESPN	65,408
2016	Thur., Sept. 29	at Cincinnati	7-22	L	NFLN	60,834
2016	Sat., Dec. 17	at N.Y. Jets	34-13	W	NFLN	78,160



PRIME TIME DOLPHINS

PRIME TIME DOLPHINS						
YEAR	DATE	OPPONENT	SCORE	W/L	NETWORK	ATTENDANCE
2017	Thur., Oct. 26	at Baltimore	0-40	L	CBS/NFLN/ Amazon	70,408
2017	Sun., Nov. 5	OAKLAND	24-27	L	NBC	65,139
2017	Mon., Nov. 13	at Carolina	21-45	L	ESPN	72,790
2017	Mon., Dec. 11	NEW ENGLAND	27-20	W	ESPN	65,548
2018	Thur., Oct. 25	at Houston	23-42	L	FOX/NFLN/ Amazon	71,726

TOTALS: 42-42 Monday Night (34-22 home, 8-20 road); 27-18 Other (19-9 home, 8-9 road)

* Game originally scheduled for Sun., Oct. 26 postponed to Mon., Oct. 27 due to Game 7 of World Series.

Game played at Sun Devil Stadium in Tempe, Ariz. due to California wildfires.

@ Game originally scheduled to start at 1:00 p.m. but moved back to 8:30 p.m. because of Hurricane Jeanne.

% Game originally scheduled for Sunday, October 23 at 1:00 p.m. but moved up to Friday, October 21 at 7:00 p.m. because of the impending arrival of Hurricane Wilma.



DOLPHINS' 10 LARGEST CROWDS

(Regular Season and Postseason games only)

1966-96 = actual attendance

1997-2017 = paid attendance

HOME (Modernized Hard Rock Stadium, 2015-18)@

ATTENDANCE	DATE	OPPONENT	RESULT	W/L
1. 66,163	1/1/17	New England	14-35	L
2. 65,856	11/27/16	San Francisco	31-24	W
3. 65,791	10/14/18	Chicago	31-28 (OT)	W
4. 65,750	12/11/16	Arizona	26-23	W
5. 65,722	11/6/16	N.Y. Jets	27-23	W
6. 65,667	9/23/18	Oakland	28-20	W
7. 65,658	10/23/16	Buffalo	28-25	W
8. 65,571	12/31/17	Buffalo	16-22	L
9. 65,548	12/11/17	New England	27-20	W
10. 65,533	11/4/18	N.Y. Jets	13-6	W

HOME (Hard Rock Stadium, 1987-14)@

ATTENDANCE	DATE	OPPONENT	RESULT	W/L
1. 75,283	10/27/96	Dallas	10-29	L
2. 74,379	12/22/97	New England	12-14	L
3. 74,369	12/13/98	N.Y. Jets	16-21	L
4. 74,363	12/21/98	Denver	31-21	W
5. 74,320	11/19/00	N.Y. Jets	3-20	L
6. 74,307	12/10/00	Tampa Bay	13-16	L
7. 74,295	11/21/99	New England	27-17	W
8. 74,259	11/18/01	N.Y. Jets	0-24	L
9. 74,240	1/4/09	*Baltimore	9-27	L
10. 74,230	12/27/99	N.Y. Jets	31-38	L

HOME (Orange Bowl, 1966-86)

ATTENDANCE	DATE	OPPONENT	RESULT	W/L
1. 78,939	1/2/72	*Baltimore	21-0	W
2. 78,914	11/19/72	N.Y. Jets	28-24	W
3. 78,744	9/22/75	Oakland	21-31	L
4. 78,196	12/24/72	*Cleveland	20-14	W
5. 77,596	10/15/72	San Diego	24-10	W
6. 76,801	11/27/72	St. Louis	31-10	W
7. 76,696	12/16/72	Baltimore	16-0	W
8. 76,029	1/6/85	*Pittsburgh	45-28	W
9. 75,770	12/23/73	*Cincinnati	34-16	W
10. 75,594	12/2/85	Chicago	38-24	W

ROAD

ATTENDANCE	DATE	OPPONENT	RESULT	W/L
1. 103,667	1/30/83	**Washington (at Pasadena)	17-27	L
2. 90,163	9/9/07	Washington	13-16 (OT)	L
3. 87,418	11/24/11	Dallas	19-20	L
4. 85,462	1/14/73	**Washington (at L.A.)	14-7	W
5. 84,059	1/20/85	**San Francisco (at Stanford)	16-38	L
6. 83,483	11/20/16	Los Angeles	14-10	W
7. 83,436	9/28/14	Oakland (at London, Eng.)	38-14	W
8. 80,591	1/16/72	**Dallas (at New Orleans)	3-24	L
9. 80,374	11/18/79	Cleveland	24-30	L
10. 80,368	10/4/92	Buffalo	37-10	W

* Playoff Game ** Super Bowl

@ 81,176 saw the Dolphins and Giants play on October 28, 2007 at London's Wembley Stadium, which was designated as a Dolphins home game. 83,986 saw the Dolphins and Jets play on October 4, 2015 at London's Wembley Stadium, which was designated as a Dolphins home game. 84,423 saw the Dolphins and Saints play on October 1, 2017 at London's Wembley Stadium, which was designated as a Dolphins home game.

NOTE: The largest attendance for a Dolphins game was 104,629 for a preseason game against Denver in Mexico City on Aug. 4, 1997.



DOLPHINS' COLDEST/WARMEST GAMES

COLDEST GAMES				
DATE	TEAM	W/L	SCORE	CONDITIONS
12/21/08	at Kansas City	W	38-31	10°, sunny
12/11/77	at New England	L	10-14	14°, clear
1/8/17	*at Pittsburgh	L	12-30	17°, partly cloudy
12/12/82	at New England	L	0-3	22°, snowy
12/17/17	at Buffalo	L	16-24	22°, mostly cloudy
12/8/85	at Green Bay	W	34-24	23°, cloudy
12/18/88	at Pittsburgh	L	24-40	23°, overcast, light snow
12/3/89	at Kansas City	L	21-26	23°, clear
12/27/92	at New England (OT)	W	16-13	23°, clear
12/24/17	at Kansas City	L	13-29	23°, cloudy

* Playoff Game


NOTE: Coldest game in Miami was 12/24/89 vs. Kansas City (27-24 win by Chiefs): 40° and clear.

WARMEST GAMES				
DATE	TEAM	W/L	SCORE	CONDITIONS
9/8/96	at Arizona	W	38-10	101°, night and dry
10/9/88	at L.A. Raiders	W	24-14	96°, clear and dry
9/3/95	N.Y. JETS	W	52-14	94°, mostly sunny
10/9/66	at Oakland	L	10-21	93°, sunny
8/19/83	**at Washington	W	38-7	93°, fair and muggy
9/1/96	NEW ENGLAND	W	24-10	93°, mostly sunny
9/17/72	at Kansas City	W	20-10	91°, sunny
9/24/89	N.Y. JETS	L	33-40	91°, partly sunny
9/18/95	PITTSBURGH	W	23-10	91°, partly cloudy
9/28/80	NEW ORLEANS	W	21-16	90°, partly cloudy
9/4/83	at Buffalo	W	12-0	90°, sunny
9/14/86	INDIANAPOLIS	W	30-10	90°, sunny
8/17/17	**BALTIMORE	L	7-31	90°, partly cloudy
9/23/18	OAKLAND	W	28-20	90°, partly cloudy


** Preseason Game




DOLPHINS IN THE HALL OF FAME




DON SHULA
Coach • Inducted: 1997




NICK BUONICONTI
#85 • LB • Inducted: 2001




LARRY CSONKA
#39 • FB • Inducted: 1987



BOB GRIESE
#12 • QB • Inducted: 1990



JIM LANGER
#62 • C • Inducted: 1987




LARRY LITTLE
#66 • G • Inducted: 1993



DAN MARINO
#13 • QB • Inducted: 2005



DWIGHT STEPHENSON
#57 • C • Inducted: 1998



JASON TAYLOR
#99 • DE • Inducted: 2017



PAUL WARFIELD
#42 • WR • Inducted: 1983

OTHER DOLPHINS HALL OF FAMERS



BOBBY BEATHARD
Coach/Exec • Inducted: 2018



CRIS CARTER
WR • Inducted: 2013



BILL PARCELLS
Coach/Exec • Inducted: 2013



JUNIOR SEAU
LB • Inducted: 2015



THURMAN THOMAS
RB • Inducted: 2007

DOLPHINS RETIRED JERSEYS


12

BOB GRIESE



13

DAN MARINO



39

LARRY CSONKA

