



MIAMI DOLPHINS WEEKLY RELEASE

WEEK 14

NEW ENGLAND PATRIOTS (9-3) AT MIAMI DOLPHINS (6-6)

SUNDAY, DEC. 9, 2018 | 1 PM ET | HARD ROCK STADIUM | MIAMI GARDENS, FLA.





2018 MIAMI DOLPHINS SCHEDULE

PRESEASON

| DATE | OPPONENT | STADIUM | TIME/ RESULT | NETWORK | RADIO | PRESENTING SPONSOR | GIVEAWAY |
|-----------------|-------------|-------------------------|-----------------|--------------|-----------------------|-----------------------|----------|
| Thurs., Aug. 9 | Tampa Bay | Hard Rock Stadium | L, 24-26 | WFOR CBS4 | 560 WQAM KISS 99.9 | | |
| Fri., Aug. 17 | at Carolina | Bank of America Stadium | L, 20-27 | WFOR CBS4 | 560 WQAM KISS 99.9 | | |
| Sat., Aug. 25 | Baltimore | Hard Rock Stadium | L, 10-27 | WFOR CBS4 | 560 WQAM KISS 99.9 | | |
| Thurs., Aug. 30 | at Atlanta | Mercedes-Benz Stadium | W, 34-7 | WFOR CBS4 | 560 WQAM KISS 99.9 | | |

REGULAR SEASON

| DATE | OPPONENT | STADIUM | TIME/ RESULT | NETWORK | RADIO | PRESENTING SPONSOR | GIVEAWAY |
|-----------------|-----------------|--------------------|-----------------|--------------------|-----------------------|-----------------------|---------------|
| Sun., Sept. 9 | Tennessee | Hard Rock Stadium | W, 27-20 | FOX | 560 WQAM KISS 99.9 | | |
| Sun., Sept. 16 | at N.Y. Jets | MetLife Stadium | W, 20-12 | CBS | 560 WQAM KISS 99.9 | | |
| Sun., Sept. 23 | Oakland | Hard Rock Stadium | W, 28-20 | CBS | 560 WQAM KISS 99.9 | | |
| Sun., Sept. 30 | at New England | Gillette Stadium | L, 7-38 | CBS | 560 WQAM KISS 99.9 | | |
| Sun., Oct. 7 | at Cincinnati | Paul Brown Stadium | L, 17-27 | CBS | 560 WQAM KISS 99.9 | | |
| Sun., Oct. 14 | Chicago | Hard Rock Stadium | W, 31-28 (OT) | FOX | 560 WQAM KISS 99.9 | | |
| Sun., Oct. 21 | Detroit | Hard Rock Stadium | L, 21-32 | FOX | 560 WQAM KISS 99.9 | | |
| Thurs., Oct. 25 | at Houston | NRG Stadium | L, 23-42 | FOX/NFLN Amazon | 560 WQAM KISS 99.9 | | |
| Sun., Nov. 4 | N.Y. Jets | Hard Rock Stadium | W, 13-6 | CBS | 560 WQAM KISS 99.9 | | |
| Sun., Nov. 11 | at Green Bay | Lambeau Field | L, 12-31 | CBS | 560 WQAM KISS 99.9 | | |
| Sun., Nov. 25 | at Indianapolis | Lucas Oil Stadium | L, 24-27 | CBS | 560 WQAM KISS 99.9 | | |
| Sun., Dec. 2 | Buffalo | Hard Rock Stadium | W, 21-17 | CBS | 560 WQAM KISS 99.9 | | Roll-A-Banner |
| Sun., Dec. 9 | New England | Hard Rock Stadium | 1 p.m. | CBS | 560 WQAM KISS 99.9 | Hard Rock Hotel | |
| Sun., Dec. 16 | at Minnesota | U.S. Bank Stadium | 1 p.m.* | CBS | 560 WQAM KISS 99.9 | | |
| Sun., Dec. 23 | Jacksonville | Hard Rock Stadium | 1 p.m.* | CBS | 560 WQAM KISS 99.9 | | |
| Sun., Dec. 30 | at Buffalo | New Era Field | 1 p.m.* | CBS | 560 WQAM KISS 99.9 | | |

* Game subject to flex scheduling
ALL TIMES EASTERN



All Dolphins games can be heard on 560 WQAM and Kiss 99.9, the flagship stations of the Miami Dolphins Radio Network, Dolphins.com and throughout South and Central Florida on stations that make up The Miami Dolphins Radio Network. In addition to the game broadcasts, the stations will feature expanded pre-, halftime and postgame shows. Dolphins fans who tune into Miami's Sportsradio 560 WQAM will have the opportunity to listen to live broadcasts of Head Coach Adam Gase's day-after game press conferences and "Dolphins Friday," a day of Dolphins' centric-content on the station featuring interviews with players, coaches, and team executives. Fans can also listen to the Dolphins in Spanish on Univision Deportes Radio WQBA 1140 AM.

WFOR-TV, CBS4 will once again be the preseason home of the Dolphins. All four of the Miami Dolphins preseason games will be broadcast in Miami-Fort Lauderdale on WFOR-TV (CBS4), the official home of the Miami Dolphins in South Florida.



WEEK 14: NEW ENGLAND TABLE OF CONTENTS

| | |
|------------------------------------|---------|
| MEDIA INFORMATION | 2-3 |
| HARD ROCK STADIUM | 4-5 |
| DOLPHINS IN THE COMMUNITY | 6-8 |
| DOLPHINS NOTES | 9-14 |
| DOLPHINS AWARD CANDIDATES | 15 |
| WHAT TO LOOK FOR IN 2018 | 16-17 |
| DOLPHINS VS. THE PATRIOTS | 18-21 |
| FREE AGENCY TRACKER | 22 |
| DOLPHINS 2018 ROOKIE CLASS | 23 |
| RADIO | 24 |
| NFL STANDINGS | 25 |
| DEPTH CHART | 29 |
| PROJECTED CONTRIBUTORS | 30-31 |
| TRANSACTIONS | 32-33 |
| PRONUNCIATION GUIDE | 33 |
| ROSTERS | 34-37 |
| SUPPLEMENTAL STATS | 41-57 |
| THE LAST TIME IT HAPPENED | 58-61 |
| GAME RECAPS | 65-76 |
| LAST WEEK'S GAMEBOOK | 77-92 |
| EXECUTIVE BIOS | 95-98 |
| COACHING BIOS | 99-102 |
| PLAYER BIOS | 103-245 |
| INJURED RESERVE AND PRACTICE SQUAD | 246 |
| HISTORY & RECORDS | 249-325 |

MIAMI DOLPHINS MEDIA WEBSITE

media.miamidolphins.com

The Miami Dolphins media website features everything a media member needs to cover the team. Visitors can find transcripts, press releases, weekly releases, credentials, notes, flip cards, an archive of old media guides and gamebooks and more by visiting media.miamidolphins.com.




WEEKLY MEDIA SCHEDULE: WEEK 14 VS. NEW ENGLAND

| 4 | TUE | 5 | WED | 6 | THU | 7 | FRI | 8 | SAT | 9 | SUN | 10 | MON |
|---|-----|--|-----|--|-----|--|-----|-----------------------|-----|--|-----|-----|-----|
| Conference Call 1:45 p.m. Patriots Head Coach Bill Belichick | | Practice* 12:15 p.m. Head Coach Adam Gase 2:10 p.m. (media work room) Players 2:15 p.m. (open locker room) | | Practice* 12:05 p.m. Head Coach Adam Gase 1:45 p.m. (media work room) Players 2:15 p.m. (open locker room) Coordinators 3:45 p.m. (media work room) | | Practice* 11:30 a.m. Head Coach Adam Gase 12:30 p.m. (media work room) Players 12:30 p.m. (open locker room) | | No media availability | | Week 14 vs. New England 1 p.m. TV - CBS | | TBD | |

* Practice will be open to media for approximately 30 minutes.

DOLPHINS ON THE AIR

| | | |
|----------------|--|--|
| TV: | WFOR-TV (CBS 4 - Miami-Ft. Lauderdale) WPEC-TV (West Palm Beach) WINK-TV (Ft. Myers) |  |
| Broadcasters: | Ian Eagle – Play-By-Play Dan Fouts – Color Analyst Evan Washburn – Sideline | |
| Local Radio: | Dolphins Radio Network KISS 99.9-FM WQAM 560-AM | |
| Broadcasters: | Jimmy Cefalo – Play-By-Play Bob Griese – Color Analyst Joe Rose – Color Analyst Kim Bokamper – Sideline |   |
| Spanish Radio: | Dolphins Spanish Radio WQBA-1140 AM |  |
| Broadcasters: | Roly Martin – Play-By-Play Eduardo Martell – Color Analyst | |

GAME ENTERTAINMENT



Presenting Sponsor: Hard Rock Hotel
National Anthem: Navy Band Southeast under the direction of Drum Major Musician First Class Kevin Creasy and Lieutenant Luslida Barbosa
Color Guard: 4th Air Naval Gunfire Liaison Company Color Guard, Commanded by Sergeant Evan Hardwick
Flyover: 85th Operational Test and Evaluation Squadron
Everyday Hero: Sergeant Kyle Samess
Military Units of the Game: 4th ANGLICO Marines from West Palm and U.S. Marine Corps Forces, South
Vietnam Veteran of the Game: Boris Mantecon
Military Family of the Game: Staff Sergeant Jehud Presume and his family
Special Teams presented by AARP Foundation Volunteer of the Game: Beverly Fagen
Honorary Captains: Zach Thomas, Dick Anderson and Patrick Surtain
Youth Football Tradition National Anthem Team: Archbishop McCarthy High School
Pregame Activities: Miami Dolphins Cheerleaders performance
Halftime Activities: Miami Dolphins Cheerleader performance featuring youth dancers from Dance Theatre

COMMUNICATIONS DEPARTMENT

| | | | | | | | |
|--|---|---|---|---|---|---|---|
|  |  |  |  |  |  |  |  |
| JASON JENKINS | MATT TAYLOR | THERESA GARNER | BRETT BRECHEISEN | RENZO SHEPPARD | SYDNEY WADE | PAOLA ARGUETA | KYLE WILLIAMS |
| Sr. Vice President, Communications & Community Affairs | Sr. Director of Football Communications | Corporate Communications Senior Manager | Football Communications Manager | Football Communications Manager | Communications Coordinator | Corporate Communications Staff Assistant | Football Communications Staff Assistant |
| O: 954-452-7174 JJenkins@dolphins.com | O: 954-452-7179 MattTaylor@dolphins.com | O: 305-943-1451 TGarnier@dolphins.com | O: 954-452-7190 BBrecheisen@dolphins.com | O: 954-452-7144 RSheppard@dolphins.com | O: 954-452-7198 SWade@dolphins.com | O: 305-943-6703 PArgueta@dolphins.com | O: 954-452-7177 KWilliams@dolphins.com |



MIAMI DOLPHINS MEDIA WORKROOM ACCESS & PARKING INFORMATION FOR THE 2018 SEASON

As a reminder, the workroom for accredited media covering the Miami Dolphins is located behind the Dolphins Pro Shop at the Baptist Health Training Facility at Nova Southeastern University. Access to the media workroom is granted by the Communications Staff to members of the media upon their arrival at training camp.

Parking passes are distributed by the Communications Department. The passes **need to be clearly displayed** to gain entry into the media parking areas. Media parking is available at the Nova Southeastern University Medical School garage (HPD Garage), which is next to the Dolphins Pro Shop, and located near the intersection of University Drive and S.W. 30th Street, between Griffin Road and I-595. Access to this garage is off University Drive and S.W. 30th Street. In the event the HPD Garage is full, the overflow media parking will be in the AUX Parking Lot next to the NOVA Softball fields.

PLEASE NOTE – ALL MEDIA ARE ASKED TO PARK ON THE SECOND FLOOR OF THE HPD GARAGE. PARKING ON THE FIRST FLOOR IS RESERVED FOR NOVA PATIENTS ONLY. THE GARAGE WILL BE MONITORED BY NOVA AND THOSE WHO PARK ON THE FIRST FLOOR WILL BE TICKETED.

PLEASE PREARRANGE ALL LIVE TRUCK PARKING through the Miami Dolphins Communications Department.

DIRECTIONS TO PARKING GARAGE AT NOVA SOUTHEASTERN UNIVERSITY

FROM I-95 OR FLORIDA'S TURNPIKE

- Exit at I-595; proceed west to University Drive exit
- Turn left (south) onto University Drive
- Proceed to S.W. 30th Street (Abe Fischler Blvd.) turn left (east)
- Proceed past the Miami Dolphins facility to Ray Ferrero Jr. Blvd.
- Turn right and parking garage will be on your right.

UNIVERSITY DRIVE

- From north of I-595
- Take University Drive south past I-595 to S.W. 30th Street (Abe Fischler Blvd.) turn left (east).
- Proceed past the Miami Dolphins facility to Ray Ferrero Jr. Blvd.
- Turn right and parking garage will be on your right.

FROM SOUTH OF GRIFFIN ROAD

- Take University Drive north past Griffin Road to S.W. 30th Street (Abe Fischler Blvd.) turn right (east)
- Proceed past the Miami Dolphins facility to Ray Ferrero Jr. Blvd.
- Turn right and parking garage will be on your right.





A GLOBAL ENTERTAINMENT DESTINATION


AN EVOLUTION

Hard Rock Stadium embarked on a multi-year renovation to make the facility a global entertainment destination. Privately funded by Owner Stephen Ross, the \$500 million renovation replaced every seat within the bowl, rebuilt concourses with additional amenities for restrooms, retail and concessions and moved seats 25 feet closer to the field.



COMPREHENSIVE MODERNIZATION

Every aspect of the facility was touched during the renovation. The renovation brought four high-definition video boards and the installation of a state-of-the-art canopy that keeps as many as 91 percent of fans in the shade. Remodeled, modernized suites throughout the stadium offer a more intimate club space with improved amenities and food, as well as the addition of theatre boxes, four new corner clubs and new landscaping bringing nearly 58,000 new trees and shrubs to the exterior of the stadium.



Hard Rock Stadium is a global entertainment destination that encompasses art, culture, some of the best food in the region, diversity, an elevated fan experience and the best that Miami has to offer.



The venue serves as home to the Miami Dolphins, University of Miami football team, Orange Bowl, Super Bowl LIV and the 100th anniversary of the NFL, College Football Playoff National Championship in 2021, major concerts, international soccer and a host of world-class events.





MIAMI DOLPHINS IN THE COMMUNITY

MIAMI DOLPHINS PARTNER WITH ROSS INITIATIVE IN SPORTS FOR EQUALITY (RISE), MIAMI-DADE SCHOOLS POLICE DEPARTMENT AND NORTH MIAMI POLICE DEPARTMENT FOR FOOTBALL UNITES™ COMMUNITY BUILDING AND RIDE-ALONG

MIAMI, FLA. – As part of the Miami Dolphins FOOTBALL UNITES™ program, Miami Dolphins players, cheerleaders and staff spent the day with the Miami-Dade Schools Police Department and the North Miami Police Department to discuss community policing and take part in youth engagement activities.

The Dolphins worked with RISE, the Ross Initiative in Sports for Equality—a non-profit created by Dolphins Owner Stephen Ross dedicated to harnessing the unifying power of sports to improve race relations—on a series of facilitated discussions with high school students and law enforcement designed to break barriers and strengthen communities. To learn more about RISE, visit www.RISEtoWIN.org.



“What FOOTBALL UNITES™ and RISE has done is bring people together using sports as that unifier,” RISE Vice President of Leadership and Education of Programs Kim Miller said. “We need to have relationships between communities and law enforcement to make progress. We hope people can stop and think, ‘what is it that I can do?’ We each can be a leader whether you’re a 15-year-old or a 40-year-old officer, so we hope that we gave people that sense of empowerment that they can truly be change agents.”

Jerome Baker, Raekwon McMillan and cheerleaders began their morning with the Miami-Dade Schools Police Department (MDSPD) and visited Hialeah (Fla.) High School to participate in a RISE-led workshop with officers and the students of Coral Gables, Hialeah and Norland High Schools on the perceptions of law enforcement and teens and how together they can work to improve them and build a stronger community. The group later visited Madison Middle School to further spread the message of unity and togetherness.

“It’s an awesome opportunity when actual players that live in the community can take time out of their busy schedules and foster that relationship with kids and build that relationship as well,” Miami-Dade Schools Chief of Police Edwin Lopez said. “It’s a great opportunity for kids to see not only law enforcement but the commonalities and similarities between themselves and the players who were once them at their age. I think that the players of the Miami Dolphins are able to hear firsthand from law enforcement and from kids and I believe that law enforcement can hear from kids as well and their perspectives so it’s just an information sharing opportunity to highlight social issues that happen in the community. We all see the news and we are able to see one perspective but here we are able to ask certain questions face to face and really get to the root of certain issues and improve. We can improve as law enforcement. I’m sure the students can improve in some way as well and then we have the Miami Dolphins players that are there to serve in many capacities and share personal insight and make them part of a team.”

“With FOOTBALL UNITES™ we brought together law enforcement and people within the community and we talked about how we can bridge the gap between each other because us as people have a fear for law enforcement and try to stay away from them,” Miami Dolphins linebacker Raekwon McMillan said. “I learned some perspective on how law enforcement works, how they think and how we can help ourselves be in a better relationship with them. It’s always good to get around the youth and to just change their perspective on how they see police officers as well. They are our tomorrow. They are the future so it is us coming out to see them and letting them know that law enforcement is positive and not a negative and can help them in the long run. That is what the sport of football is for.”

Later in the day, Walt Aikens, Kalen Ballage, MarQueis Gray, Kenny Stills and cheerleaders met with the North Miami Police Department (NMPD) and their Police Athletic League (PAL) program to take part in a similar RISE-led session. After the session, the Dolphins took part in a ride along with NMPD where they stopped to see their new PAL center, partially funded through the FOOTBALL UNITES™ program and visited the Center Court Apartments in a surprise meet and greet with residents.

“Although we have different perspectives on things throughout life and throughout the community, just because they’re different doesn’t mean they are wrong,” North Miami Chief of Police Larry Juriga said. “We can have an understanding now after talking with the kids and talking with the players and we might not always agree but we can certainly understand better. If we show that we are unified in trying to engage and trying to make things better then it will lead to a better community for all of us.”

“It was all about perspective; I didn’t know that these kids viewed the officers this way and we have to change that as adults,” Miami Dolphins cornerback Walt Aiken said. “For the officers, they see the same things that we see in the youth and they know that they are our future and we have to positively influence them to better ourselves and the future.”



MIAMI DOLPHINS IN THE COMMUNITY

MIAMI DOLPHINS ANNOUNCE WEEK 13 PLAYFOOTBALL AWARD WINNERS

Miami – The Miami Dolphins announced their PlayFootball Week 13 award winners in a program designed to celebrate youth football in South Florida. For each home game, the Dolphins will identify a high school coach of the week, high school player of the week, youth player of the week and team mom of the week. Award recipients will receive tickets to a Dolphins home game, be presented with a plaque on the field at Hard Rock Stadium and receive acknowledgement of their accomplishment in the game program and through the Dolphins' social media platforms. The Dolphins also will recognize a team of the week who will be on field during the national anthem.

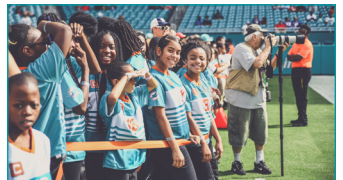
The program concludes at the Dolphins-Jaguars game where the Dolphins will honor yearly award winners in all categories with the exception of the team of the year.

Week 13 Winners:

- High School Coach of the Week: **Roland Smith** from Miami Central Senior High School. The Rockets defeated the number one team in the state, the Carol City Chiefs, 30-21. Their stout defense held the Chiefs to 21 points, while their explosive running game sealed the victory as Lexington Joseph sprinted 80 yards for a touchdown in the final minutes of the crosstown rivalry game. Smith was originally drafted by the Dolphins in the 8th round of the 1991 NFL draft.
- High School Player of the Week: **Lexington Joseph** from Miami Central Senior High School. Joseph rushed for 270 yards and two touchdowns to help lift the Rockets to a 30-21 victory over the Carol City Chiefs. Joseph recently committed to Florida International University.
- Youth Player of the Week: **Malachi Keels** from the South Miami Grey Ghosts of the Miami Xtreme Football League. Malachi had three touchdowns, two rushing and one passing touchdown, in a 24-14 victory over the Kendall Boys and Girls Club.
- Team Mom of the Week: **Eida Rodriguez** from the Kendall Hammock Warriors 10U of the Miami Xtreme Football League. Rodriguez goes above and beyond for the 28 players on her team. She volunteers countless hours. Including working concessions whenever she is needed. Rodriguez is known for keeping all parents informed with weekly practice and game schedules and every year she finds a new way to help fundraise for both her team and the park. Her team believes she is the backbone of the group and appreciate her leadership, dedication and the sacrifices she makes for the kids.
- Team of the Week: **FOOTBALL UNITES™ Captains**. The Captains Program is a diversity and inclusion initiative that brings together middle school students from various backgrounds for monthly activities. For the Bills game, the Captains joined us for their fifth and final event of the season to commemorate the diversity and inclusion initiative



(L-R) Dolphins Youth Programs Manager & Alum Troy Drayton, Lexington Joseph, Dolphins Alum Sam Madison



FOOTBALL UNITES™ Captains at the Dolphins vs. Bills Game

The Junior Dolphins program encourages youth players and coaches to learn, teach and play football in a fun and safe environment. The Junior Dolphins program is designed to give kids access to learn the fundamentals of football using the NFL's top resources. To grow the game, the Junior Dolphins program will work to educate coaches, parents and youth on the health and safety of football with a strong emphasis on character development. Junior Dolphins is building the next generation of Dolphins Fans.



(L-R) Dolphins Youth Programs Manager & Alum Troy Drayton, HSCOW Roland Smith, Dolphins Alum Sam Madison



(L-R) Dolphins YP Manager & Alum Troy Drayton, Eida Rodriguez, Roland Smith, Lexington Joseph, Dolphins Alum Sam Madison



MIAMI DOLPHINS IN THE COMMUNITY



SEVERAL DOLPHINS PLAYERS PARTICIPATE IN MY CAUSE, MY CLEATS THIS WEEK

MIAMI, FLA. – For the third consecutive season, several members of the Dolphins will join players throughout the league this week in sharing causes important to them through the NFL's My Cause, My Cleats campaign.

More than 800 players around the NFL are expected to wear cleats bearing logos of organizations that support causes important to them. The initiative was the result of collaboration between the NFL and players. The topics players selected represent hundreds of different charitable organizations, from ones that focus on bullying prevention to those that work with autistic youth to those that support families impacted by gun violence. Players will share images of their cleats and the stories behind them on social media, using the hashtag #mycausemycleats. Players and teams worked directly with local customizers as well as Nike, Under Armour and Adidas to design their cleats.

Players will have the opportunity to raise funds for the causes of their choosing by auctioning their cleats at NFL Auction; 100 percent of funds raised will be donated to charities selected by players. Fans may bid on game-issued player cleats at NFL.com/Auction and help players raise funds for their chosen causes. In addition, fans can visit www.nfl.com/mycausemycleats to learn more about each player's chosen cause.

MIAMI DOLPHINS PLAYERS – MY CAUSE, MY CLEATS

| PLAYER | CAUSE | NON-PROFIT SUPPORTED |
|--------------------|---|--|
| Aikens, Walt | Diabetes | American Diabetes Association |
| Amendola, Danny | Combat injured veterans | Adaptive Training Foundation |
| Armstrong, Cornell | Empowering student-athletes to transition from high school to college | Breaking Boundaries Foundation |
| Baker, Jerome | Boys & Girls Club | Boys & Girls Club |
| Branch, Andre | RISE | RISE |
| Brendel, Jake | Sudden cardiac arrest in youth | Living For Zachary |
| Carroo, Leonte | Pancreatic cancer | American Cancer Society |
| Denney, John | Assisted therapy programs for those with special needs | Island Dolphin Care |
| Derby, A.J. | Military appreciation | TAPS |
| Drake, Kenyan | Boys & Girls Club | Boys & Girls Club |
| Drake, Kenyan | Cleft repair for children | Smile Train |
| Gesicki, Mike | Childhood cancer | THON |
| Grant, Jakeem | Cerebral palsy | Cerebral Palsy Foundation |
| Harris, Charles | Multiple sclerosis | MS Foundation |
| James, Ja'Wuan | Boys & Girls Club | Boys & Girls Club of Lanier |
| Kilgore, Daniel | Physical activity for special ed students | Tribe Games |
| Larsen, Ted | NICU | Phoenix Children's Hospital NICU |
| McTyer, Torry | Suicide prevention | American Foundation for Suicide Prevention |
| Osweller, Brock | Military appreciation | Honor House |
| Sanders, Jason | Military appreciation | Wounded Warrior Project |
| Smith, Maurice | Gun violence | Heavenbound Christian League |
| Stills, Kenny | Social justice | OK Program |
| Tannehill, Ryan | Freedom from slavery and human trafficking | The A21 Campaign |
| Tannehill, Ryan | Clean water | Lifewater International |
| Wake, Cameron | Engaging, empowering and educating young men through mentorship | APEX Academy |
| Woodard, Jonathan | Suicide prevention | American Foundation for Suicide Prevention |
| Young, Sam | Cancer | Dolphins Cancer Challenge |



TEAM & OFFENSE NOTES

DOLPHINS LOOK FOR SIXTH HOME VICTORY THIS SEASON VS. PATRIOTS

The Miami Dolphins look to improve to 7-6 on the season when they host New England on **Sunday, Dec. 9 at 1 p.m.** The Dolphins are 5-1 at Hard Rock Stadium this season.

The Dolphins hold a 36-15 all-time record against New England at home and **have won four of the past five meetings at Hard Rock Stadium.** In December/January games at home, Miami holds a 16-5 edge over New England, including a 6-2 mark since 2000.

New England won the first meeting between the two teams this season, posting a 38-7 win in Foxborough on Sept. 30.

ROCKING AT HARD ROCK STADIUM

Miami has established quite a home-field advantage following the major renovation and canopy addition to Hard Rock Stadium in 2016. This season, the Dolphins are 5-1 at home.

- In 2016, the first year with the canopy, **the Dolphins went 6-2 at home, their best home record since 2002.**
- Miami had a stretch of **five straight home victories** in the middle of the 2016 season, which was **the team's longest home winning streak since 2001-02.**
- **Miami's 16 wins in their past 22 regular-season games at Hard Rock Stadium is the team's best home stretch since they went 18-6 from Sept. 4, 2001 to Dec. 28, 2003.**
- Miami has a **winning record at Hard Rock Stadium in every season Gase has been head coach (since 2016),** including 2017 when they played just seven home games at the stadium as one was moved to London.

THE DOLPHINS IN ONE-SCORE GAMES

Miami picked up right where it left off in one-score games, posting wins of 8 points or less in each of its first three games and all six wins of the 2018 season. **The Dolphins are 19-6 in one-score games (8-point margin or less) in the Adam Gase era (2016-present).** This includes a stretch of 12-straight wins in one-score games from Sept. 25, 2016 – Oct. 22, 2017.

| RECORD IN 1-SCORE GAMES | |
|-------------------------|-------------|
| YEAR | RECORD |
| 2016 | 8-2 |
| 2017 | 5-3 |
| 2018 | 6-1 |
| TOTAL | 19-6 |

2018 DRAFT CLASS MAKING PLAYS

Miami has seen major contributions from a number of their 2018 draft picks. On defense, both **S Minkah Fitzpatrick** (59) and **LB Jerome Baker** (54) rank among the NFL's top 12 rookie tacklers.

Fitzpatrick is **one of just eight rookies with 50+ tackles and an interception this season** and one of just seven with 50+ tackles and 5+ passes defended. His 59 tackles are 10th among rookies while his seven passes defended are tied for sixth. He's also played three different positions – safety, boundary corner and slot corner – for the Dolphins defense.

Baker is **one of just four NFL rookies with 50+ tackles and at least one sack and interception.** He's one of four rookies with a pick-six and one of just five rookie linebackers with an interception.

K Jason Sanders **is the only rookie to kick in all of his team's games this season** and is one of just three NFL kickers to kick in all of his team's games and miss two or fewer kicks this year (N.Y. Giants' **Aldrick Rosas** and New Orleans' **Will Lutz**).

The Dolphins have also gotten contributions from some other draftees. **TE Mike Gesicki's 18 receptions are fourth among NFL rookie tight ends** and his 156 receiving yards are tied for fifth. **CB Cornell Armstrong** and **TE Durham Smythe** have played in 11 games each and play major roles on special teams.

TANNEHILL & GASE CONNECTION

QB Ryan Tannehill has played some of the best football of his career under **Head Coach Adam Gase:**

- **The Dolphins are 13-7 in games that Tannehill starts in the Gase era (2016-present).**
- **In those 20 games, the Dolphins have connected on a 50+ yard pass in 10 of them.**
- **Tannehill averages 7.60 yards per attempt and has a 95.0 quarterback rating in 20 starts under Gase.**
- **Tannehill's 7.60 yards per attempt since 2016 is 13th in the NFL in that span (min: 300 att.).**
- **Tannehill has posted a quarterback rating of 115+ in six of his past 10 games.**
- **In 2016, Tannehill had the best QB rating (93.5) and yards per attempt (7.70) in his career.**
- **His 93.5 passer rating in 2016 was the fourth-best in team history and highest since 2008.**





OFFENSE NOTES

GORE NEARING ANOTHER MILESTONE

RB Frank Gore moved into sixth place among the NFL's all-time scrimmage yards chart in the Week 9 win vs. the N.Y. Jets, surpassing Lions great **RB Barry Sanders**. He now has 18,414 career scrimmage yards and trails **RB LaDainian Tomlinson (18,456)** by 42 scrimmage yards for fifth place in league history.



Gore achieved another milestone in Week 10 vs. Green Bay, this one being an NFL record. He surpassed 500+ rushing yards for the 14th consecutive season – every season of his NFL career. Gore was previously tied with Hall of Fame **RB Emmitt Smith** and **RB Walter Payton** with 13 consecutive seasons of 500+ rushing yards.

FRANK GORE – FUTURE HALL OF FAMER

RB Frank Gore signed with the Dolphins as an unrestricted free agent on March 22, 2018. The Miami native and University of Miami product is the fourth-leading rusher in NFL history after surpassing **RB Curtis Martin** in Week 2 at the N.Y. Jets:

NFL ALL-TIME LEADING RUSHERS

| NAME | YEARS | ATT | YDS | AVG | TD |
|----------------------|-----------|-------|--------|-----|-----|
| 1. Emmitt Smith | 1990-2004 | 4,409 | 18,355 | 4.2 | 164 |
| 2. Walter Payton | 1975-87 | 3,838 | 16,726 | 4.4 | 110 |
| 3. Barry Sanders | 1989-98 | 3,062 | 15,269 | 5.0 | 99 |
| 4. FRANK GORE | 2005-18 | 3,365 | 14,642 | 4.4 | 77 |
| 5. Curtis Martin | 1995-2005 | 3,518 | 14,101 | 4.0 | 90 |

Gore's 124 consecutive games played are not only the most by an active running back but the most by any active offensive skill player:

MOST CONSECUTIVE GAMES PLAYED (ACTIVE NFL OFFENSIVE SKILL PLAYERS)

| NAME | CONS. GP |
|--|----------|
| 1. RB FRANK GORE (SF/IND./MIA.) | 124 |
| 2. WR Demaryius Thomas (Den./Hou.) | 119 |
| 3. WR Golden Tate (Sea./Det./Phi.) | 106 |

Gore's 3,548 rushing yards since 2015 are fifth in the NFL in that span:

LEADING RUSHERS (SINCE 2015)

| NAME | ATT | YDS | AVG | TD |
|----------------------------------|-------|-------|-----|----|
| 1. Todd Gurley (STL/LAR) | 1,019 | 4,471 | 4.4 | 44 |
| 2. LeSean McCoy (Buf.) | 867 | 3,778 | 4.4 | 24 |
| 3. Ezekiel Elliott (Dal.) | 804 | 3,764 | 4.7 | 28 |
| 4. Lamar Miller (Mia./Hou.) | 876 | 3,709 | 4.2 | 19 |
| 5. FRANK GORE (IND./MIA.) | 923 | 3,569 | 3.9 | 13 |
| 6. Melvin Gordon III (SD/LAC) | 875 | 3,545 | 4.1 | 27 |

GORE JOINS EXCLUSIVE CLUB

RB Frank Gore became just the fifth NFL player since the merger in 1970 to rush for 100+ yards at the age of 35 or older when he ran for 101 yards in the Week 6 win vs. Chicago:

OLDEST NFL PLAYERS TO RUSH FOR 100+ YARDS IN A GAME (SINCE 1970)

| NAME | AGE | DATE | OPP. | YDS. |
|-----------------------------|--------|----------|---------|------|
| 1. MacArthur Lane (KC) | 36-199 | 10/1/78 | at Buf. | 144 |
| 2. John Riggins (Was.) | 36-84 | 10/27/85 | at Cle. | 112 |
| 3. John Riggins (Was.) | 36-70 | 10/13/85 | Det. | 114 |
| 4. John Riggins (Was.) | 36-64 | 10/7/85 | StL | 103 |
| 5. Marcus Allen (KC) | 35-252 | 12/3/95 | at Oak. | 124 |
| 6. Marcus Allen (KC) | 35-210 | 10/22/95 | at Den. | 121 |
| 7. Emmitt Smith (Ari.) | 35-162 | 10/24/04 | Sea. | 106 |
| 8. FRANK GORE (MIA.) | 35-153 | 10/14/18 | CHI. | 101 |
| 9. Emmitt Smith (Ari.) | 35-141 | 10/3/04 | NO | 127 |

FRANK GORE QUICK FACTS:

- Has started 120 consecutive games.
- Is 1st running back to start 120+ straight games since **RB Eddie George** started 130 in a row from 1996-2004.
- His 77 career rushing TDs are tied for 22nd in NFL history.
- His 208 career games played are 7th in NFL history among running backs.
- Has 44 career 100-yard rushing games.
- Has 352 career runs of 10+ yards, which is third in NFL history since records were tracked in 1994.
- Is one of just five NFL players to record 9+ seasons with 1,000+ rushing yards. The other four are all in the Pro Football Hall of Fame.
- Holds the NFL record with 12 straight seasons of 1,200+ yards from scrimmage.
- Has 12 consecutive season of 1,000+ yards from scrimmage and is just 1 season shy of the NFL record held by **RB Emmitt Smith**.

GORE IS NFL'S SEVENTH-BEST BACK IN PAST 17 GAMES

Dating back to Week 13 of the 2017 season **RB Frank Gore** is the NFL's seventh leading rusher:

RUSHING YARDS (WEEK 13, 2017 – PRESENT)

| NAME | ATT | YDS | AVG | TD |
|----------------------------------|-----|-------|-----|----|
| 1. Todd Gurley (STL/LAR) | 308 | 1,615 | 5.2 | 20 |
| 2. Ezekiel Elliott (Dal.) | 291 | 1,350 | 4.6 | 6 |
| 3. Kareem Hunt (KC) | 269 | 1,261 | 4.7 | 11 |
| 4. Melvin Gordon III (LAC) | 249 | 1,209 | 4.9 | 12 |
| 5. Lamar Miller (Hou.) | 235 | 1,109 | 4.7 | 3 |
| 6. Christian McCaffrey (Car.) | 204 | 1,030 | 5.1 | 5 |
| 7. FRANK GORE (IND./MIA.) | 239 | 1,006 | 4.2 | 0 |
| 8. Isaiah Crowell (Cle./NYJ) | 202 | 979 | 4.9 | 6 |
| 9. Matt Breida (SF) | 184 | 978 | 5.3 | 4 |
| 10. Peyton Barber (TB) | 247 | 970 | 3.9 | 5 |



OFFENSE NOTES

THE STILLS CONNECTION

WR **Kenny Stills** and QB **Ryan Tannehill** have quite the connection in **Head Coach Adam Gase's** offense, particularly down the field. In the **20** games the two have played together since 2016, Stills has four touchdown receptions of 50+ yards and 10 touchdowns overall. In total, **Stills has 14** touchdown receptions of 20+ yards since 2016, which is third in the NFL in that span.



HOME RUN HITTERS

The Dolphins have posted 12 passing touchdowns of 20+ yards already this season. **That number is tied for first in the NFL:**

| 20+ YARD PASSING TDs (2018) | |
|-----------------------------|----------------------|
| TEAM | 20+ YARD PASSING TDs |
| 1. Pittsburgh Steelers | 13 |
| 2. MIAMI DOLPHINS | 12 |
| Kansas City Chiefs | 12 |
| Los Angeles Chargers | 12 |
| 5. Tampa Bay Buccaneers | 11 |

TD RECEPTIONS OF 20+ YARDS (2016-PRES.)

| NAME | 20+ YARD TD RECS |
|-------------------------------|------------------|
| 1. Antonio Brown (Pit.) | 20 |
| 2. Tyreek Hill (KC) | 16 |
| 3. KENNY STILLS (MIA.) | 14 |

A CAREER OF BIG PLAYS

WR **Kenny Stills** has made a living making the big play. In his six NFL seasons, Stills has hauled in 246 passes for 3,954 yards (16.1 avg.). **His 16.1 yards per reception average is second-best in the NFL in that span** (min. 200 receptions):

YARDS PER CATCH (2013-PRESENT)

| NAME | REC | YDS | AVG |
|---------------------------------------|------------|--------------|-------------|
| 1. DeSean Jackson (Phil./Was./TB) | 314 | 5,452 | 17.4 |
| 2. KENNY STILLS (NO/MIA.) | 246 | 3,954 | 16.1 |
| 3. Rob Gronkowski (NE) | 322 | 5,046 | 15.7 |
| 4. Torrey Smith (Balt./SF/Phil./Car.) | 219 | 3,426 | 15.6 |
| 5. Michael Floyd (Ari./NE/Min./Was.) | 216 | 3,359 | 15.6 |

DOLPHINS OFFENSE EXPLODES AGAINST NO. 2 RANKED DEFENSE

The Dolphins had one of their best offensive performances in franchise history in Week 6 vs. Chicago against a defense that was 2nd in the NFL in yards allowed and 2nd in the NFL in points allowed entering the game.

Miami posted 541 yards of total offense, which was the **fifth-most in a game in team history** and fourth-most in a regular season game. The offense also scored 31 points in the win:

MOST NET YARDS IN TEAM HISTORY

| DATE | OPP. | PASS | RUSH | TOTAL |
|--------------------|----------------|------------|------------|------------|
| 1. 10/23/88 | N.Y. Jets | 521 | 63 | 584 |
| 2. 1/6/85 | Pittsburgh* | 435 | 134 | 569 |
| 3. 9/30/84 | at St. Louis | 420 | 132 | 552 |
| 4. 10/21/84 | at New England | 316 | 236 | 552 |
| 5. 10/14/18 | CHICAGO | 380 | 161 | 541 |

*AFC Championship game

SPREADING THE PASS AROUND

Four different Dolphins have thrown a touchdown pass this season – QB **Ryan Tannehill**, QB **Brock Osweiler**, WR **Albert Wilson** and WR **Danny Amendola** – which ties a team record (1966, 1983, 1993 and 2009). **The Dolphins are the only team in NFL history** (since the NFL began compiling individual statistics in 1933) **to have two different wide receivers throw TD passes in the same season.**

DeVANTE DOWN THE FIELD

WR **DeVante Parker** has made several highlight-reel catches over his four NFL seasons. **He is 10th in the NFL in career receiving yards among players who entered the league in 2015 or later:**

RECEIVING LEADERS

(players who entered the NFL in 2015 or later)

| NAME | REC | YDS | AVG | TD |
|----------------------------------|------------|--------------|-------------|-----------|
| 1. Amari Cooper (Oak./Dal.) | 255 | 3,607 | 14.1 | 22 |
| 2. Michael Thomas (NO) | 287 | 3,502 | 12.2 | 22 |
| 3. Stefon Diggs (Minn.) | 284 | 3,311 | 11.7 | 21 |
| 4. Tyreek Hill (KC) | 202 | 2,895 | 14.3 | 24 |
| 5. Tyler Lockett (Sea.) | 181 | 2,529 | 14.0 | 18 |
| 6. Willie Snead IV (NO/Bal.) | 200 | 2,478 | 12.4 | 8 |
| 7. Tyrell Williams (LAC) | 143 | 2,410 | 16.9 | 17 |
| Jamison Crowder (Was.) | 209 | 2,410 | 11.5 | 13 |
| 9. Devin Funchess (Car.) | 158 | 2,200 | 13.9 | 20 |
| 10. DeVANTE PARKER (MIA.) | 160 | 2,186 | 13.7 | 9 |

AMENDOLA LEADS TEAM IN RECEIVING

WR **Danny Amendola** is quietly making a big impact for the Dolphins in his first season with the team despite how frequently the Dolphins spread the ball around. The free-agent pickup leads the team in receptions (48) and receiving yards (469).

Despite his memorable tenure in New England, Amendola is **on pace to lead his team in receptions for the first time since 2012 in St. Louis** when he caught 63 passes. The last time he led his team in receiving yards was in 2010 when he had 689 receiving yards for the Rams.



DEFENSE NOTES

CAM WAKE STILL SACKING QBs AT 36 YEARS OLD

DE Cameron Wake suffered a season-ending Achilles injury in his eighth game of the 2015 season at age 33. **Despite a lengthy recovery and his age, Wake bounced back to have consecutive double-digit sack seasons in 2016 and 2017 for the first time in his career.**



The Dolphins slowly brought Wake back in 2016 and re-inserted him as a starter in Week 6 of that season. Since then, **he is 13th in the NFL with 25.5 sacks** despite missing two games this season due to injury.

Wake played the 2017 season at 35 years old and totaled 10.5 sacks. **He became the 12th player in NFL history (since 1982) and just the fourth in the past 15 years (John Abraham, Julius Peppers and Terrell Suggs) to record a double-digit sack season at the age of 35 or older.**

ONE OF THE BEST UNRAFTED PASS RUSHERS EVER

Wake is also one of the best undrafted pass rushers in NFL history. With 96.5 career sacks, he is **second in NFL history** (since sacks were recognized as an official statistic in 1982) **for most career sacks by a player who was undrafted:**

| ALL-TIME SACK LEADERS (UNRAFTED) | | |
|----------------------------------|----------------|-------------|
| NAME | YEARS | SACKS |
| 1. John Randle (Min./Sea.) | 1990-2003 | 137.5 |
| 2. CAMERON WAKE (MIA.) | 2009-18 | 96.5 |
| 3. James Harrison (Pit./Cin./NE) | 2004-17 | 84.5 |

THE NFL'S BEST SACK ARTIST SINCE HE ENTERED THE LEAGUE

Wake's consistency has placed him among the NFL's elite pass rushers. Since he entered the league in 2009, **he leads the NFL in sacks:**

| MOST SACKS (2009-PRESENT) | |
|----------------------------------|-------|
| NAME | SACKS |
| 1. CAMERON WAKE (MIA.) | 96.5 |
| 2. Von Miller (Den.) | 96.0 |
| 3. Julius Peppers (Chi./GB/Car.) | 88.0 |
| 4. J.J. Watt (Hou.) | 87.5 |
| 5. DeMarcus Ware (Dal./Den.) | 85.0 |

SECOND IN TEAM HISTORY BEHIND JT

Since joining the Dolphins in 2009, Wake has compiled five double-digit sack campaigns, eight straight seasons of seven-plus sacks and is **second in team history in all-time career sacks**, behind Hall of Famer Jason Taylor.

SACK LEADERS (DOLPHINS HISTORY)

| NAME | YEARS | SACKS |
|------------------------|-----------------------|-------------|
| 1. Jason Taylor | 1997-2007, 2009, 2011 | 131.0 |
| 2. CAMERON WAKE | 2009-18 | 96.5 |
| 3. Bill Stanfill | 1969-76 | 69.5 |

XAVIEN HOWARD IS THE NFL'S INTERCEPTIONS LEADER

CB Xavien Howard not only leads the NFL in interceptions this season but several of his picks have come in pivotal moments. In Week 2 at the N.Y. Jets, he flipped momentum with an end zone pick in the third quarter. In Week 3, Howard intercepted Raiders QB Derek Carr twice, including a pick in the end zone with less than 3 minutes remaining and the Raiders looking to take the lead.



MOST INTERCEPTIONS (2018)

| NAME | INT |
|-------------------------|-----|
| 1. XAVIEN HOWARD (MIA.) | 7 |
| 2. Kyle Fuller (Chi.) | 6 |
| Damontae Kazee (Atl.) | 6 |

Howard has **11 interceptions in his past 17 games, which is the most in the NFL in that span:**

MOST INTERCEPTIONS (WEEK 13, 2017 – PRESENT)

| NAME | INT |
|-------------------------|-----|
| 1. XAVIEN HOWARD (MIA.) | 11 |
| 2. Kyle Fuller (Chi.) | 8 |
| 3. Darius Slay (Det.) | 6 |
| Jordan Poyer (Buf.) | 6 |
| Damontae Kazee (Atl.) | 6 |

More notes about Howard's recent run:

- His **7 interceptions in 2018 are tied for 9th in team history.**
- Howard is **the only cornerback in Dolphins history to have multiple interceptions in consecutive games and he's now done it twice** (12/3/17 vs. Denver and 12/11/17 vs. New England; 11/25/18 at Indianapolis and 12/2/18 vs. Buffalo).
- On 12/11/17, he **became the first player to intercept Patriots QB Tom Brady twice in the same game since Indianapolis' Mike Adams** had two interceptions against him on Nov. 16, 2014.
- Howard **became the first NFL player since Denver's Darian Stewart on Nov. 13, 2016** to pick off two passes on back-to-back defensive snaps on 11/25/18 at Indianapolis.



DEFENSE NOTES

ALONSO IS PLAYING AT AN ALL-PRO LEVEL IN 2018

LB Kiko Alonso has totaled 100+ tackles in four of his five NFL seasons. **Alonso's 106 tackles are tied for second in the NFL:**

| MOST TOTAL TACKLES (2018) | | | | |
|---------------------------|-------------|-----------|-----------|------------|
| NAME | TEAM | SOLO | ASST. | TOT. |
| 1. Darius Leonard | Ind. | 80 | 42 | 122 |
| 2. KIKO ALONSO | MIA. | 68 | 38 | 106 |
| Blake Martinez | GB | 65 | 41 | 106 |
| 4. Telvin Smith Sr. | Jax. | 75 | 26 | 101 |

Alonso has also played a big role in many of the Dolphins' turnovers this season. His **three interceptions are tied for ninth among all NFL players** and tied for second among linebackers. His **three forced fumbles are tied for eighth in the NFL**. He also deflected a punt in Week 12.

IMPRESSIVE RED ZONE DEFENSE

Miami has allowed points to be scored on just 78.6 percent of red zone possessions, **the second-best mark in the league**. A lot of that is due to **five forced turnovers in the red zone**, which is tied for second in the NFL in that category.

The Dolphins are sixth in the NFL by **allowing touchdowns on just 63.6 percent of goal-to-go series**.

DOLPHINS D HAS ALLOWED JUST 23 POINTS IN TWO AFC EAST HOME GAMES

The Dolphins defense helped pave the way to a 13-6 victory in Week 9 vs. the N.Y. Jets and allowed just 17 in a 21-17 victory over Buffalo last week.

In Week 9, Miami picked off **QB Sam Darnold** four times, **just the second four-interception game for the team since 2005** (also had four on Nov. 13, 2016 at San Diego). It's tied for the second-most interceptions in an NFL game this season.

The Dolphins also spread the interceptions around with **LB Kiko Alonso**, **LB Jerome Baker**, **S T.J. McDonald** and **CB/S Walt Aikens** all picking off passes. **The last time four different Dolphins picked off passes in a game was on Nov. 21, 1999 vs. New England** when five did so.

Miami allowed just six points in the game, **the fewest points it has allowed in a contest since a 37-0 victory vs. San Diego on Nov. 2, 2014**.

Since the NFL changed the divisional format in 2002, the fewest points the Dolphins have allowed in a home slate of AFC East games is 29 in 2006.

DOLPHINS DEFENSE AMONG NFL'S BEST AT FORCING TURNOVERS

The Dolphins defense has ranked in the NFL's top half of several statistical categories through the first half of the 2018 season:

- 1st in interception percentage (4.8 pct. of passes).
- 2nd in interceptions (19).
- 3rd in turnovers forced (25).

| MOST INTERCEPTIONS (2018) | |
|---------------------------|-----------|
| NAME | INTs |
| 1. Chicago Bears | 21 |
| 2. MIAMI DOLPHINS | 19 |
| 3. Cleveland Browns | 14 |
| New England Patriots | 14 |
| 5. Denver Broncos | 13 |

DOLPHINS PAIR QUINN WITH WAKE

DE Robert Quinn joined the Dolphins this offseason via trade from the L.A. Rams and is paired with **DE Cameron Wake** as two of the most productive pass rushers in the NFL in recent years.

Since 2012, **Wake is fifth in the NFL in sacks while Quinn ranks ninth**. The Dolphins are the only NFL team with two of the league's top 10 sacks leaders since 2012 on the same team:

| MOST SACKS (2012-PRESENT) | |
|---------------------------------------|-------------|
| NAME | SACKS |
| 1. Von Miller (Den.) | 84.5 |
| 2. J.J. Watt (Hou.) | 82.0 |
| 3. Chandler Jones (NE/Ari.) | 76.0 |
| 4. Ryan Kerrigan (Was.) | 72.0 |
| 5. CAMERON WAKE (MIA.) | 68.5 |
| Cameron Jordan (NO) | 68.5 |
| 7. Justin Houston (KC) | 68.0 |
| 8. ROBERT QUINN (STL/LAR/MIA.) | 61.0 |
| 9. Everson Griffen (Min.) | 60.5 |
| 10. Julius Peppers (Chi./GB/Car.) | 58.5 |

Quinn doesn't just sack the quarterback but he also creates game-changing turnovers. In Week 6 vs. Chicago, he stripped **RB Jordan Howard** of the ball at the goal-line, keeping the Bears from scoring. **His 22 forced fumbles since 2012 are second in the NFL:**

| MOST FORCED FUMBLES (2012-PRESENT) | |
|---------------------------------------|-----------|
| NAME | FF |
| 1. Von Miller (Den.) | 23 |
| 2. ROBERT QUINN (STL/LAR/MIA.) | 22 |
| 3. Ryan Kerrigan (Was.) | 20 |
| J.J. Watt (Hou.) | 20 |
| 5. Chandler Jones (NE/Ari.) | 19 |



SPECIAL TEAMS NOTES

DOLPHINS HAVE BEST SPECIAL TEAMS UNITS IN THE NFL

According to ESPN.com's special teams efficiency metric, **the Dolphins have the NFL's No. 1 ranked special teams in 2018.** Furthermore, the team's rating is the second-best of 416 teams rated since 2006.

RIZZI'S UNITS ARE SECOND IN THE NFL IN BLOCKED KICKS SINCE 2011

Associate Head Coach/Special Teams Coordinator **Darren Rizzi** was promoted to the special teams coordinator role in 2011 and since then, **the Dolphins are second in the league with 22 total blocked kicks and lead the NFL with 11 blocked punts:**

| MOST BLOCKED KICKS (SINCE 2011) | | | | | |
|---------------------------------|----------|--------|--------|-----------|--|
| TEAM | PUNT BLK | FG BLK | XP BLK | BLK KICKS | |
| 1. Oakland | 5 | 10 | 8 | 23 | |
| 2. MIAMI | 11 | 8 | 3 | 22 | |
| 3. Philadelphia | 8 | 7 | 4 | 19 | |
| 4. L.A. Rams | 9 | 5 | 2 | 16 | |
| Denver | 5 | 7 | 4 | 16 | |

| MOST BLOCKED PUNTS (SINCE 2011) | | |
|---------------------------------|----------|--|
| TEAM | PUNT BLK | |
| 1. MIAMI | 11 | |
| 2. L.A. Rams | 9 | |
| 3. Philadelphia | 8 | |
| 4. Seattle | 7 | |

SANDERS IS NFL'S TOP ROOKIE KICKER

The Dolphins drafted **K Jason Sanders** in the seventh round (229th overall) of the 2018 NFL draft and thus far he hasn't disappointed. **Sanders is 16-for-17 (94.1 pct.) on field goal opportunities** this season, including a 47-yard game-winner as time expired in overtime to beat Chicago in Week 6. More than half (9 of his 17) field goal attempts have been from 40+ yards.

Sanders' game-winner was **the longest overtime game-winner by a rookie kicker** since St. Louis **K Greg Zuerlein** hit a 54-yarder on Dec. 2, 2012 and **the second-longest by a rookie kicker since 1974.**

Sanders is a shoe-in for the NFL's All-Rookie Team. **He's the only rookie kicker to kick in all of his team's games this year** and his 94.1 field goal percentage (min. 10 att.) and 96.3 extra point percentage (min. 20 att.) are both tops among rookies.

Sanders is one of five NFL kickers to kick in all of his team's games and miss just one or fewer field goals this season and is one of three to miss just two or fewer kicks (one field goal and one PAT).

His 94.1 field goal percentage is sixth in the NFL (min. 12 att.) and **is on pace to set a new single-season Dolphins record.**

THE DENNEY STREAK

LS John Denney will turn 40 years old next week on Dec. 13 and is in his 14th NFL season. Denney has been Miami's long snapper for every game dating back to 2005 - **a consecutive games streak that spans 220 regular season contests.** That streak is the **longest in Dolphins history** and is the longest active streak in the NFL today.

| MOST CONSECUTIVE GAMES PLAYED (DOLPHINS HISTORY) | | |
|--|-------|---------------------------|
| NAME | CONS. | STREAK |
| 1. JOHN DENNEY | 220 | 1ST (2005) - PRESENT |
| 2. Jason Taylor | 130 | 15th (1999) - 16th (2007) |
| 3. Jim Langer | 128 | 10th (1970) - 9th (1979) |

| MOST CONSECUTIVE GAMES PLAYED (ACTIVE NFL STREAKS) | | |
|--|------|----------|
| NAME | POS. | CONS. GP |
| 1. JOHN DENNEY (MIA.) | LS | 220 |
| 2. L.P. Ladouceur (Dal.) | LS | 217 |
| 3. Philip Rivers (SD/LAC) | QB | 205 |
| 4. Sam Koch (Bal.) | P | 204 |
| 5. Mason Crosby (GB) | K | 188 |

HAACK PUTTING TOGETHER EXCELLENT 2018

P Matt Haack has been very good at pinning opponent's deep inside their own territory. His 30 punts inside the 20 in 2017 were the most in the league by a rookie punter that season. **So far in 2018, Haack's 31 punts inside the 20 are tied for the NFL lead.**

Haack needs just three more punts inside the 20 to break the team's single-season record of 33 set by **P Brandon Fields** in 2013.

Haack has four career games with **at least five punts inside the 20, which is a Dolphins record despite Haack's career spanning just 27 games.**



In Week 9 vs. the N.Y. Jets, Haack landed seven punts inside the 20, **the most in an NFL game since Haack also did it on Dec. 3, 2017** vs. Denver. The last NFL punter to have 7+ punts inside the 20 that wasn't Haack was Tennessee's Brett Kern on Dec. 27, 2015. The seven punts inside the 20 are tied for the third-most in an NFL game since 1991 and **earned him AFC Special Teams Player of the Week honors.**



DOLPHINS AWARD CANDIDATES



PRO BOWL
VOTE

DOLPHINS CANDIDATES

Xavien Howard, CB

Leads NFL in INT's

Kiko Alonso, LB

Tied for 2nd in the NFL in tackles

Laremy Tunsil, OT

0 sacks allowed

ALL-ROOKIE CANDIDATES

Minkah Fitzpatrick, S

Top 5 in tackles and PDs among rookie safeties

Jerome Baker, LB

1 of 4 rookies with 50 tackles, 1 sack and 1 INT

Jason Sanders, K

1 of 3 kickers to miss 2 or fewer kicks



WHAT TO LOOK FOR IN 2018

S WALT AIKENS...

- Has played in 74 games. Needs 1 game played to reach 75 in his career.

LB KIKO ALONSO...

- Has 538 tackles. Needs 12 tackles to reach 550 in his career.

WR DANNY AMENDOLA...

- Has played in 122 games. Needs 3 games played to reach 125 in his career.
- Has 474 receptions. Needs 26 receptions to reach 500 in his career.
- Has 4,578 receiving yards. Needs 422 receiving yards to reach 5,000 in his career.
- Has 20 receiving TDs. Needs 5 receiving TDs to reach 25 in his career.

LB STEPHONE ANTHONY...

- Has played in 46 games. Needs 4 games played to reach 50 in his career.

RB BRANDON BOLDEN...

- Has 922 rushing yards. Needs 78 rushing yards to reach 1,000 in his career.
- Has 47 receptions. Needs 3 receptions to reach 50 in his career.

DE ANDRE BRANCH...

- Has 40 starts. Needs 10 starts to reach 50 in his career.

WR BRICE BUTLER...

- Has 77 receptions. Needs 23 receptions to reach 100 in his career.
- Has 1,202 receiving yards. Needs 298 to reach 1,500 in his career.
- Has 8 receiving touchdowns. Needs 2 to reach 10 in his career.

LS JOHN DENNEY...

- Extending his consecutive games played streak, which currently stands at a franchise-record 220, having played in every game in his 13-year NFL career. It is the longest active streak in the NFL.
- Can become the 2nd player in team history to play a game after his 40th birthday (12/13/78).

RB KENYAN DRAKE...

- Extending his consecutive games played streak, which currently stands at 44, which is the 5th-longest active streak by an NFL running back.

RB FRANK GORE...

- Has 14,642 rushing yards. Needs 628 rushing yards to surpass Barry Sanders (15,269) for 3rd in NFL history.
- Has 3,365 carries. Needs 115 carries to surpass Jerome Bettis (3,479) for 4th in NFL history.

- Has 18,414 scrimmage yards. Needs 43 scrimmage yards to surpass LaDainian Tomlinson (18,456) for 5th in NFL history.
- Has 77 career rushing TDs. Needs 3 rushing TDs to move into the top 20 and 9 rushing TDs to move into the top 15 in NFL history.
- Extending his consecutive games played streak, which currently stands at 124, the longest active streak by an NFL running back and longest by an active NFL offensive skill player (RB, WR or TE).
- Extending his consecutive games started streak, which currently stands at 120, the longest active streak by an NFL offensive skill player (RB, WR or TE).
- Has 208 games played. Can continue moving up the NFL all-time games played chart for running backs (currently 7th).
- Has 14,642 rushing yards. Needs 358 rushing yards to become the 4th player in NFL history to total 15,000 rushing yards.
- Has 352 runs of 10+ yards. Needs 12 runs of 10+ yards to surpass Barry Sanders (363) for 2nd in NFL history.
- Extending his streak of 12 straight seasons with 1,000+ scrimmage yards, already an NFL record.
- Extending his streak of 3 straight seasons with 900+ rushing yards, the only running back in the NFL with that current streak.
- Can total his 10th career season with 1,000+ rushing yards, which would tie him for 2nd in NFL history.

CB XAVIEN HOWARD...

- Has 123 tackles. Needs 27 tackles to reach 150 in his career.
- Has 7 interceptions this season. Needs 3 interceptions to tie the Dolphins single-season record of 10 set by Dick Westmoreland in 1967.

S RESHAD JONES...

- Has 120 games played. Needs 5 games played to reach 125 in his career.
- Has 717 tackles. Needs 33 tackles to reach 750 in his career.
- Has 20 interceptions. Needs 5 interceptions to reach 25 in his career.

C/G TED LARSEN...

- Has 121 games played. Needs 4 games played to reach 125 in his career.

S T.J. McDONALD...

- Has 73 games played. Needs 2 games played to reach 75 in his career.
- Has 73 starts. Needs 2 starts to reach 75 in his career.

QB BROCK OSWEILER...

- Has 48 games played. Needs 2 games played to reach 50 in his career.



WHAT TO LOOK FOR IN 2018

WR DeVANTE PARKER...

- Has 49 games played. Needs 1 game played to reach 50 in his career.
- Has 2,186 receiving yards. Needs 314 receiving yards to reach 2,500 in his career.
- Has 160 receptions. Needs 40 receptions to reach 200 in his career.

DE ROBERT QUINN...

- Has 247 tackles. Needs 3 tackles to reach 250 in his career.
- Has 66 sacks. Needs 9 sacks to reach 75 in his career.
- Has 22 forced fumbles. Needs 3 forced fumbles to reach 25 in his career.

WR KENNY STILLS...

- Has 246 receptions. Needs 4 receptions to reach 250 in his career.
- Has 3,954 receiving yards. Needs 46 receiving yards to reach 4,000 in his career.

C TRAVIS SWANSON...

- Has 49 starts. Needs 1 start to reach 50 in his career.

QB RYAN TANNEHILL...

- Has 19,768 passing yards. Needs 232 passing yards to reach 20,000 in his career.
- Has 119 passing TDs. Needs 6 passing TDs to reach 125 in his career.
- Has 1,771 completions. Needs 155 completions to surpass Bob Griese (1,926) for 2nd in team history.
- Extend his franchise record for most career rushing yards by a quarterback with 1,165.

DE CAMERON WAKE...

- Has 122 starts. Needs 3 starts to reach 125 in his career.
- Has 96.5 sacks. Needs 3.5 sacks to reach 100 in his career.
- Has 96.5 sacks. Needs 10 sacks to surpass Jason Taylor (106) for the most by a Dolphins player in their first 10 seasons on the team.
- Has 22 forced fumbles. Needs 3 forced fumbles to reach 25 in his career.



RB Frank Gore needs 43 scrimmage yards to surpass Hall of Fame RB LaDainian Tomlinson (18,456) for fifth-most in NFL history.



DOLPHINS VS. THE PATRIOTS

A DOLPHINS WIN WOULD...

- Be Miami's sixth win at home this season.
- Give the Dolphins 17 wins in their past 23 games at Hard Rock Stadium, the team's best stretch at the venue since going 18-6 from Sept. 4, 2001 – Dec. 28, 2003.
- Be Miami's fourth win against an AFC East opponent this season after the Dolphins swept the Jets and won vs. Buffalo.
- Improve Miami's record to 5-1 in its past six home meetings against New England.
- Improve Miami's record to 7-2 in home games played in December/January vs. New England since 2000.

SERIES HISTORY

REGULAR SEASON: MIAMI LEADS 53-50
POSTSEASON: NEW ENGLAND LEADS 2-1

LAST 5 MEETINGS

| DATE | GAME |
|------------|-----------------------------|
| 9/18/2016 | at New England 31, Miami 24 |
| 1/1/2017 | New England 35, at Miami 14 |
| 11/26/2017 | at New England 35, Miami 17 |
| 12/11/2017 | at Miami 27, New England 20 |
| 9/30/2018 | at New England 38, Miami 7 |

CONNECTIONS

PRO CONNECTIONS

- Dolphins **Executive VP of Football Operations Mike Tannenbaum** was a player personnel assistant for the Browns (1995), while Patriots **Head Coach Bill Belichick** served in the same position for Cleveland. Tannenbaum later joined the Jets' personnel department (1997-2012) at the same time Belichick was the asst. head coach/secondary coach (1997-99).
- Dolphins **General Manager Chris Grier** began his NFL career as an intern for the Patriots in 1994 and later served as a regional scout from 1995-1999.
- Dolphins **Head Coach Adam Gase** was the Broncos wide receivers coach (2009-10) during the same time Patriots **Offensive Coordinator/Quarterbacks Coach Josh McDaniels** served as Denver's head coach. Dolphins **Assistant Offensive Line Coach Chris Kuper** played guard on the Broncos' offensive line during this time.
- Patriots **Owner Robert Kraft** and former Dolphins **Owner Joe Robbie** are two of only five owners in NFL history whose teams had at least 200 wins and a winning percentage of over .600 during their tenure.
- Dolphins **Wide Receivers Coach Shawn Jefferson** played receiver for the Patriots from 1996-99.
- Dolphins **Assistant Defensive Line Coach Andre Carter** played for the Patriots in 2011 and 2013. In 2011, Carter recorded 52 tackles and two forced fumbles and was tied for the team lead in sacks with 10.0.
- Dolphins **WR Danny Amendola** played for the Patriots from 2013-17. Amendola became one of the team's top receivers during that time, totaling 287 receptions for 3,092 yards and

18 touchdowns while playing a key role in New England's wins in Super Bowl XLIX and LI.

- Dolphins **RB Brandon Bolden** was signed as an undrafted free agent by New England on May 10, 2012 and spent his first six seasons there (2012-17). Bolden rushed for 958 yards and seven touchdowns as a member of the Patriots while establishing himself as a prominent special teams contributor.
- Dolphins **G Ted Larsen** was selected by the Patriots in the sixth round (205th overall) of the 2010 NFL draft. Larsen never saw regular-season action for the Patriots as he was waived at the end of training camp.
- Dolphins **TE A.J. Derby** was selected by the Patriots in the sixth round (202nd overall) of the 2015 NFL draft and played with the Patriots from 2015-16.
- Patriots **WR Chris Hogan** spent time on the Dolphins practice squad during the 2011 and 2012 seasons.
- Patriots **OL Ulrich John** (injured reserve) spent parts of the 2015 and 2016 seasons on the Dolphins practice squad.
- Hall of Fame **LB Nick Buoniconti** played for the Boston Patriots (1962-68) and the Dolphins from 1969-74 and 1976. Buoniconti was an AFL All-Star for both the Patriots and Dolphins, a two-time Pro Bowler for Miami and part of the famed Killer B's Dolphins defense in the 1970s.

COLLEGE CONNECTIONS

- Dolphins **DE Andre Branch** played with Patriots **TE Dwayne Allen** at Clemson from 2008-11. In 2011, Branch led the team in sacks with 10.5 and was third in tackles with 77, while Allen scored eight touchdowns and was third in receiving yards (598).
- Dolphins **T Ja'Wuan James** and Patriots **WR Cordarrelle Patterson** played together at Tennessee in 2012. Both players would go on to become first-round draft picks, with Patterson being selected by Minnesota in 2013 and James being selected by Miami in 2014.
- Two Dolphins and two Patriots played at Ohio State: Dolphins **LB Jerome Baker** (2015-17), **LB Raekwon McMillan** (2014-16), Patriots **DB Nate Ebner** (2009-11) and **DE John Simon** (2009-12).
- Dolphins **QB Brock Osweiler** and Patriots **DL Lawrence Guy** were teammates at Arizona State from 2009-10.
- Dolphins **TE A.J. Derby**, Patriots **DL Deatrich Wise Jr.** and Patriots **DE Trey Flowers** played together at Arkansas from 2013-14.
- Dolphins **T Wesley Johnson** and Patriots **DL Adam Butler** were teammates at Vanderbilt in 2013.

HIGH SCHOOL/HOMETOWN CONNECTIONS

- Dolphins **Executive Vice President of Football Operations Mike Tannenbaum** is a native of Needham, Mass. and attended the University of Massachusetts-Amherst.
- Dolphins **General Manager Chris Grier** is a native of Holliston, Mass. and attended the University of Massachusetts-Amherst, where he played football his first two years and later served as an ungraduated assistant.
- Patriots **RB James White** and **WR Phillip Dorsett** grew up in Fort Lauderdale and attended St. Thomas Aquinas High School.



DOLPHINS VS. THE PATRIOTS

SERIES FACTS (TEAM)

MIAMI'S LARGEST MARGIN OF VICTORY:

52 (at Miami 52, New England 0, 11/12/72)

NEW ENGLAND'S LARGEST MARGIN OF VICTORY:

34 (at New England 34, Miami 0, 10/12/80)

CURRENT SERIES STREAK:

New England 1 (9/30/18)

MIAMI'S LARGEST WIN STREAK:

9 (9/17/89 - 11/21/93)

NEW ENGLAND'S LARGEST WIN STREAK:

7 (Twice, last: 10/4/10 - 10/27/13)

MOST POINTS BY MIAMI:

52 (at Miami 52, New England 0, 11/12/72)

MOST POINTS BY NEW ENGLAND:

49 (New England 49, at Miami 28, 10/21/07)

MOST POINTS, BOTH TEAMS:

77 (New England 49, at Miami 28, 10/21/07)

FEWEST POINTS BY MIAMI:

0 (Four times, last: at New England 28, Miami 0, 12/30/12)

FEWEST POINTS BY NEW ENGLAND:

0 (Twice, last: at Miami 21, New England 0)

FEWEST POINTS, BOTH TEAMS:

3 (at New England 3, Miami 0, 12/12/82)

SERIES SUPERLATIVES

DOLPHINS

RUSHING YARDS:

197, Mercury Morris, at Miami, 9/30/73

PASSING YARDS:

473, Dan Marino, at Miami, 9/4/94

RECEPTIONS:

12, Jim Jensen, at New England, 11/6/88

RECEIVING YARDS:

211, Irving Fryar, at Miami, 9/4/94

PATRIOTS

RUSHING YARDS:

164, Jim Nance, at Miami, 12/17/67

PASSING YARDS:

517, Tom Brady, at Miami, 9/12/11

RECEPTIONS:

13, Julian Edelman, at Miami, 12/15/13

RECEIVING YARDS:

182, Stanley Morgan, at New England, 11/8/81

DOLPHINS PLAYERS VS. PATRIOTS

| PLAYER | GP | PASSING | | | | |
|----------------|-----------|-------------------|--------------|-------------|-----------|-------------|
| | | A-C-I | YDS | PCT | TD | RTG |
| Ryan Tannehill | 10 | 369-223-11 | 2,586 | 60.4 | 12 | 80.1 |
| Brock Osweiler | 5 | 121-69-3 | 722 | 57.0 | 3 | 72.4 |
| TOTALS | 15 | 490-292-14 | 3,308 | 59.6 | 15 | 78.1 |

| PLAYER | GP | RUSHING | | | | |
|----------------|-----------|------------|------------|------------|-----------|----------|
| | | ATT | YDS | AVG | LG | TD |
| Frank Gore | 4 | 57 | 256 | 4.5 | 23 | 0 |
| Kenyan Drake | 5 | 43 | 159 | 3.7 | 31 | 1 |
| Ryan Tannehill | 10 | 27 | 108 | 4 | 19 | 1 |
| Brock Osweiler | 5 | 5 | 23 | 4.6 | 13 | 0 |
| Kalen Ballage | 1 | 1 | 3 | 3 | 3 | 0 |
| TOTALS | 25 | 133 | 549 | 4.1 | 31 | 2 |

| PLAYER | GP | RECEIVING | | | | |
|----------------|-----------|-----------|------------|-------------|-----------|----------|
| | | NO | YDS | AVG | LG | TD |
| DeVante Parker | 6 | 23 | 302 | 13.1 | 46 | 1 |
| Kenny Stills | 8 | 21 | 318 | 15.1 | 34t | 3 |
| Kenyan Drake | 5 | 11 | 125 | 11.4 | 47 | 1 |
| Frank Gore | 4 | 10 | 90 | 9 | 26 | 2 |
| A.J. Derby | 2 | 5 | 37 | 7.4 | 16 | 0 |
| Nick O'Leary | 3 | 3 | 30 | 10 | 17 | 0 |
| Danny Amendola | 1 | 2 | 21 | 10.5 | 18 | 0 |
| Mike Gesicki | 1 | 1 | 9 | 9 | 9 | 0 |
| TOTALS | 30 | 76 | 932 | 12.3 | 46 | 7 |

| PLAYER | GP | KICKOFF RETURNS | | | | |
|----------------|----------|-----------------|-----------|-------------|-----------|----------|
| | | KOR | YDS | AVG | LG | TD |
| Senorise Perry | 4 | 3 | 49 | 16.3 | 18 | 0 |
| Kenyan Drake | 5 | 2 | 36 | 18.0 | 21 | 0 |
| TOTALS | 9 | 5 | 85 | 17.0 | 21 | 0 |

| PLAYER | GP | KICKING | | | | |
|---------------|----------|----------|----------|----------|----------|----------|
| | | FGM | FGA | LG | XPM | XPA |
| Jason Sanders | 1 | 0 | 0 | - | 1 | 1 |
| TOTALS | 1 | 0 | 0 | - | 1 | 2 |

| PLAYER | GP | PUNT RETURNS | | | | |
|----------------|----------|--------------|-----------|-------------|-----------|----------|
| | | PR | YDS | AVG | LG | TD |
| Danny Amendola | 1 | 1 | 12 | 12.0 | 12 | 0 |
| TOTALS | 1 | 1 | 12 | 12.0 | 12 | 0 |

| PLAYER | GP | PUNTING | | | | |
|---------------|----------|-----------|------------|-------------|-----------|----------|
| | | NO | YDS | AVG | LG | NET |
| Matt Haack | 3 | 19 | 816 | 42.9 | 56 | 0 |
| TOTALS | 3 | 19 | 816 | 42.9 | 56 | 0 |



DOLPHINS VS. THE PATRIOTS



CB Xavien Howard has four interceptions in his past two games and picked off Patriots QB Tom Brady twice in New England's last trip to Miami on Dec. 11, 2017.

DOLPHINS PLAYERS VS. PATRIOTS

| PLAYER | GP | DEFENSE | | | | | |
|----------------|------------|------------|-------------|----------|-----------|----------|----------|
| | | TOT | SK | INT | PD | FF | FR |
| Reshad Jones | 14 | 103 | 1.0 | 1 | 3 | 0 | 1 |
| Kiko Alonso | 8 | 71 | 0.0 | 0 | 1 | 1 | 2 |
| Cameron Wake | 18 | 40 | 10.5 | 0 | 1 | 2 | 0 |
| T.J. McDonald | 4 | 22 | 0.0 | 0 | 1 | 0 | 0 |
| Bobby McCain | 7 | 19 | 0.0 | 2 | 3 | 1 | 0 |
| D. Godchaux | 3 | 13 | 0.0 | 0 | 0 | 0 | 0 |
| Xavien Howard | 5 | 11 | 0.0 | 2 | 4 | 0 | 0 |
| Jerome Baker | 1 | 10 | 0.0 | 0 | 0 | 0 | 0 |
| M. Fitzpatrick | 1 | 10 | 0.0 | 1 | 2 | 0 | 0 |
| Walt Aikens | 9 | 8 | 0.0 | 0 | 0 | 1 | 0 |
| Akeem Spence | 2 | 7 | 1.0 | 0 | 0 | 0 | 0 |
| Andre Branch | 4 | 6 | 0.0 | 0 | 0 | 0 | 0 |
| Charles Harris | 3 | 6 | 0.0 | 0 | 0 | 0 | 0 |
| R. McMillan | 1 | 6 | 0.0 | 0 | 0 | 0 | 0 |
| Robert Quinn | 2 | 5 | 0.0 | 0 | 0 | 0 | 0 |
| J. Woodard | 1 | 4 | 0.0 | 0 | 0 | 0 | 0 |
| Ziggy Hood | 3 | 2 | 0.0 | 0 | 0 | 0 | 0 |
| Mike Hull | 5 | 2 | 0.0 | 0 | 0 | 0 | 0 |
| Torry McTyer | 2 | 2 | 0.0 | 0 | 0 | 0 | 0 |
| S. Williams | 5 | 2 | 0.0 | 0 | 0 | 0 | 0 |
| S. Anthony | 3 | 1 | 0.0 | 0 | 0 | 0 | 0 |
| TOTALS | 101 | 350 | 12.5 | 6 | 15 | 5 | 3 |

STATISTICAL LEADERS

| CATEGORY | PATRIOTS | | DOLPHINS | |
|------------------|------------|-------|--------------|-------|
| | PLAYER | STAT | PLAYER | STAT |
| Completion Pct. | T. Brady | 65.9 | R. Tannehill | 66.3 |
| Passing Yards | T. Brady | 3,342 | B. Osweiler | 1,313 |
| Passer Rating | T. Brady | 96.8 | R. Tannehill | 98.4 |
| Rushing Yards | S. Michel | 649 | F. Gore | 616 |
| Yards Per Carry | S. Michel | 4.5 | K. Drake | 4.6 |
| Rushing TDs | S. Michel | 5 | K. Drake | 4 |
| Receptions | J. White | 74 | D. Amendola | 48 |
| Receiving Yards | J. White | 659 | D. Amendola | 469 |
| Receiving TDs | J. White | 6 | K. Stills | 5 |
| Tackles | K. Van Noy | 74 | K. Alonso | 106 |
| Sacks | Two tied | 4.5 | C. Wake | 4.5 |
| Interceptions | J. Jones | 3 | X. Howard | 7 |
| Forced Fumbles | S. Gilmore | 2 | K. Alonso | 3 |
| Special Tms Tcks | B. King | 11 | W. Aikens | 7 |

HOW THEY COMPARE

| PATRIOTS | | CATEGORY | DOLPHINS | |
|----------|-----|--------------------|----------|-------|
| STAT | RNK | | RNK | STAT |
| 395.1 | 7 | Total Offense | 29 | 302.1 |
| 273.4 | 9 | Passing Offense | 28 | 199.4 |
| 121.7 | 11 | Rushing Offense | 24 | 102.7 |
| 27.6 | 7 | Scoring Offense | 25 | 20.3 |
| 16.0 | 3 | Sacks Allowed | 16 | 31.0 |
| 40.8 | 10 | Third Down Offense | 29 | 32.9 |
| 63.4 | 12 | Red Zone Offense | 28 | 48.0 |
| 369.2 | 22 | Total Defense | 29 | 399.4 |
| 262.5 | 24 | Passing Defense | 21 | 254.8 |
| 106.7 | 13 | Rushing Defense | 30 | 144.7 |
| 21.6 | 9t | Scoring Defense | 20 | 25.0 |
| 19.0 | 30 | Sacks | 29 | 20.0 |
| 41.7 | 26 | Third Down Defense | 25 | 41.3 |
| 60.5 | 18 | Red Zone Defense | 16 | 59.5 |
| 20 | 9t | Takeaways | 3 | 25 |
| 14 | 11t | Giveaways | 18t | 17 |



THE LAST MEETING

2018 – WEEK 4

SEPT. 30, 2018 | FOXBOROUGH, MASS.
GILLETTE STADIUM
ATTENDANCE: 65,667 | TV: CBS

SCORING SUMMARY

| | 1 | 2 | 3 | 4 | F |
|-------------|---|----|---|---|----|
| Miami | 0 | 0 | 0 | 7 | 7 |
| New England | 3 | 21 | 7 | 7 | 38 |

MIAMI 7

NEW ENGLAND 38

It was a difficult afternoon for the Miami Dolphins at Gillette Stadium.

Tom Brady passed for three touchdowns and running back James White had rushing and receiving scores as the New England Patriots handed the Dolphins their first loss of the season, 38-7.

Running back Frank Gore scored the Dolphins' only touchdown with 2:42 left in the fourth quarter on a 6-yard reception from quarterback Brock Osweiler, who replaced Ryan Tannehill in the fourth quarter with the outcome already decided.

Along with White, Cordarrelle Patterson and Philip Dorsett caught TD passes and rookie first-round pick Sony Michel had his first NFL rushing touchdown.

For the Dolphins, the highlights were few and far between.

Rookie first-round pick Minkah Fitzpatrick, who made his second NFL start with two-time Pro Bowl selection Reshad Jones again sitting out because of a shoulder injury, had his first career interception in the fourth quarter.

Fellow Dolphins rookie Kalen Ballage appeared in his first NFL game and his first professional carry in the fourth quarter, and it was good for 2 yards.

Cornerback Bobby McCain had a pick on New England's second offensive possession.

McCain, however, missed the second half after sustaining a knee injury. Center Daniel Kilgore sustained an arm injury in the first half and did not return.

The Dolphins began the game without five injured players, including safety Reshad Jones and wide receiver DeVante Parker. Also on the inactive list were defensive end Andre Branch, linebacker Chase Allen and tight end A.J. Derby.

The Dolphins went into halftime trailing 24-0 after being outgained 272-75 in the first half and failing to convert a third down until the final play of the half.

The game started on a good note for the Dolphins, with Tannehill completing a 22-yard pass to Kenny Stills on the first snap of the game. But it went downhill from there.

SCORING DRIVES

| TEAM | QTR | TIME | PLAY (EXTRA POINT) (DRIVE INFO) | MIA | NE |
|----------|-----|-------|---|-----|----|
| Patriots | 1 | 5:28 | S.Gostkowski 20 yd. Field Goal (13-74, 6:37) | 0 | 3 |
| Patriots | 2 | 12:01 | C.Patterson 55 yd. pass from T.Brady (S.Gostkowski kick) (5-67, 2:08) | 0 | 10 |
| Patriots | 2 | 7:29 | J.White 22 yd. run (S.Gostkowski kick) (1-22, 0:07) | 0 | 17 |
| Patriots | 2 | 0:18 | P.Dorsett 9 yd. pass from T.Brady (S.Gostkowski kick) (15-85, 5:31) | 0 | 24 |
| Patriots | 3 | 6:49 | J.White 14 yd. pass from T.Brady (S.Gostkowski kick) (9-59, 5:01) | 0 | 31 |
| Patriots | 4 | 13:43 | S.Michel 10 yd. run (S.Gostkowski kick) (12-90, 6:30) | 0 | 38 |
| Dolphins | 4 | 2:42 | F.Gore 6 yd. pass from B.Osweiler (J.Sanders kick) (13-75, 7:10) | 7 | 38 |

GAME STATISTICS

RUSHING (Att-Yds-TD):

Miami: F. Gore 11-41, B. Osweiler 1-7, K. Drake 3-3, K. Ballage 1-3, A. Wilson 1-2, R. Tannehill 1-0.
New England: S. Michel 25-112-1, J. White 8-44-1, K. Barner 3-11, C. Patterson 1-11, B. Hoyer 3-(-3).

PASSING (A-C-Y-TD-I):

Miami: R. Tannehill 20-11-100-0-1, B. Osweiler 5-4-35-1-0.
New England: T. Brady 35-23-274-3-2.

RECEIVING (Rec-Yds-TD):

Miami: A. Wilson 4-19, K. Stills 3-40, D. Amendola 2-21, J. Grant 2-17, F. Gore 2-16, K. Drake 1-13, M. Gesicki 1-9.
New England: J. White 8-68-1, P. Dorsett 4-55-1, R. Gronkowski 4-44, C. Patterson 3-54-1, J. Gordon 2-32, C. Hogan 1-25, D. Allen 1-(-4).

SACKS (Sk-Yds):

Miami: None.
New England: J. Simon 1-10, A. Butler 1-9.

INTERCEPTIONS (Int-Yds):

Miami: M. Fitzpatrick 1-14, B. McCain 1-0.
New England: J. Jackson 1-0.

FORCED FUMBLES:

Miami: None.
New England: None.

FUMBLE RECOVERIES (No-Yds):

Miami: None.
New England: K. Van Noy 1-0.

| TEAM STATS | MIA | NE |
|------------------------------|-------------------|------------------|
| FIRST DOWNS | 11 | 26 |
| Rushing | 1 | 10 |
| Passing | 8 | 13 |
| Penalty | 2 | 3 |
| 3RD-DOWN EFFICIENCY | 3 FOR 11 | 10 FOR 15 |
| 4TH-DOWN EFFICIENCY | 1 FOR 1 | 0 FOR 0 |
| TOTAL NET YARDS | 172 | 449 |
| TOTAL NET PLAYS | 45 | 75 |
| Average Gain | 3.8 | 6.0 |
| NET YARDS RUSHING | 56 | 175 |
| Rushes | 18 | 40 |
| Yards per Rush | 3.1 | 4.4 |
| NET YARDS PASSING | 116 | 274 |
| Completed - Attempted | 15-25 | 23-35 |
| Yards per Pass Play | 4.3 | 7.8 |
| Sacked - Yards Lost | 2-19 | 0-0 |
| Had Intercepted | 1 | 2 |
| PUNTS - AVERAGE | 7-293-41.9 | 2-80-40.0 |
| RETURN YARDAGE | 78 | 45 |
| Punts - Return Yards | 2-23 | 5-45 |
| Kickoffs - Return Yards | 2-41 | 0-0 |
| Interceptions - Return Yards | 2-14 | 1-0 |
| PENALTIES - YARDS | 10-89 | 6-57 |
| FUMBLES - LOST | 1-1 | 0-0 |
| RED-ZONE EFFICIENCY | 1 FOR 1 | 3 FOR 4 |
| GOAL-TO-GO EFFICIENCY | 0 FOR 0 | 2 FOR 3 |
| TIME OF POSSESSION | 23:38 | 36:22 |



FREE AGENCY TRACKER

The Dolphins were active in the 2018 free agency market. Of the players on the current 53-man roster, the team re-signed three who ended the 2017 season with the club, while also adding another 12 veterans to the roster. Below tracks the players the team has signed, as well as those who ended the 2017 season on the Miami roster and their current status.

PLAYERS RETAINED OR ADDED

PLAYERS FROM 2017 RE-SIGNED (3)

| | | |
|-------------|----|--|
| Walt Aikens | S | |
| David Fales | QB | |
| John Denney | LS | |

UNRESTRICTED FREE-AGENTS SIGNED (3)

| | | |
|----------------|----|--------------|
| Danny Amendola | WR | New England |
| Frank Gore | RB | Indianapolis |
| Brock Osweiler | QB | Denver |

FREE-AGENTS SIGNED (7)

| | | |
|--------------------|----|--|
| Brandon Bolden | RB | |
| Brice Butler | WR | |
| Ziggy Hood | DT | |
| Wesley Johnson | C | |
| Nick O'Leary | TE | |
| Travis Swanson | C | |
| Sylvester Williams | DT | |

TRADE (2)

| | | |
|--------------|----|-----------|
| Robert Quinn | DE | L.A. Rams |
| Akeem Spence | DT | Detroit |

PLAYERS FROM 2017 ROSTER NOT CURRENTLY WITH THE DOLPHINS

UNRESTRICTED FREE AGENTS (7)

| | | |
|------------------|----|--|
| Nate Allen | S | |
| Lamin Barrow | LB | |
| Jay Cutler | QB | |
| Anthony Fasano | TE | |
| Koa Misi | LB | |
| Matt Moore | QB | |
| Alterraun Verner | CB | |

FREE-AGENTS (2)

| | | |
|---------------|-----|--|
| De'Veon Smith | RB | |
| Anthony Steen | C/G | |

UNRESTRICTED FREE-AGENTS LOST (5)

| | | |
|-----------------|-----|-------------|
| Jermon Bushrod | G/T | New Orleans |
| Terrence Fede | DE | Buffalo |
| Cody Parkey | K | Chicago |
| Michael Thomas | S | N.Y. Giants |
| Damien Williams | RB | Kansas City |

FREE AGENTS LOST (1)

| | | |
|----------------|----|-----------|
| Neville Hewitt | LB | N.Y. Jets |
|----------------|----|-----------|

TRADED (2)

| | | |
|---------------|------|-------------|
| Jarvis Landry | WR | Cleveland |
| Jordan Lucas | CB/S | Kansas City |

RELEASED/WAIVED (4)

| | | |
|------------------|----|---------------|
| Mike Pouncey | C | L.A. Chargers |
| Ndamukong Suh | DT | L.A. Rams |
| Lawrence Timmons | LB | |

RETIRED (1)

| | | |
|---------------|----|--|
| Julius Thomas | TE | |
|---------------|----|--|



Danny Amendola



Frank Gore



Brock Osweiler



Robert Quinn



Akeem Spence

* As of Dec. 3, 2018



MIAMI DOLPHINS 2018 DRAFT CLASS

Rd 1 // Pick 11



**Minkah
FITZPATRICK**

Alabama // S
6-1 // 202

Rd 2 // Pick 42



**Mike
GESICKI**

Penn State // TE
6-6 // 252


Rd 3 // Pick 73



**Jerome
BAKER**

Ohio State // LB
6-1 // 225

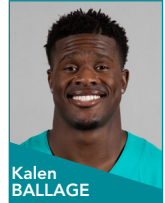
Rd 4 // Pick 123



**Durham
SMYTHE**

Notre Dame // TE
6-6 // 257


Rd 4 // Pick 131



**Kalen
BALLAGE**

Arizona State // RB
6-3 // 230

Rd 6 // Pick 209



**Cornell
ARMSTRONG**

Southern Miss // CB
5-11 // 180

Rd 7 // Pick 227



**Quentin
POLING**

Ohio // LB
6-0 // 235

Rd 7 // Pick 229



**Jason
SANDERS**

New Mexico // K
5-11 // 186

MIAMI DOLPHINS 2018 UNDRAFTED ROOKIES



**Jalen
DAVIS**

Utah State // CB
5-10 // 185



**Connor
HILLAND**

William & Mary // C
6-4 // 303



**Jamiyus
PITTMAN**

Central Florida // DT
6-1 // 319



DOLPHINS RADIO BROADCASTS

CEFALO, GRIESE, ROSE AND BOKAMPER RETURN ON MIAMI DOLPHINS RADIO NETWORK IN 2018

On May 19, 2016, the Miami Dolphins announced a multi-year radio broadcast rights partnership with Miami's Sportsradio 560 WQAM, with the station becoming the official English flagship radio partner of the franchise. In addition, all Dolphins games are simulcast on KISS 99.9 FM "South Florida's NEW Country" and feature expanded pre-, halftime and postgame shows. The games also can be heard on Dolphins.com and throughout South and Central Florida on a variety of stations that make up the Miami Dolphins Radio Network.

The Dolphins previously had their games broadcast on Miami's Sportsradio 560 WQAM during the 1997-2004 and 2007-09 seasons.



regular season, Cefalo and Rose are joined by former Hall of Fame quarterback Bob Griese serving as an analyst with former Dolphins Pro Bowl linebacker/defensive end Kim Bokamper reporting from the sidelines.

Univision Deportes Radio 1140 AM is the Dolphins official Spanish radio broadcast partner for all preseason, regular season and playoff games. WQBA 1140 AM additionally airs a pregame show and postgame show.

As part of the agreement, Sportsradio 560 WQAM has the English radio broadcast rights for all preseason, regular season and playoff games. Dolphins fans who tune into Miami's Sportsradio 560 WQAM have the opportunity to listen to live broadcasts of Head Coach Adam Gase's day-after-game press conferences and "Dolphins Friday," a day of Dolphins-centric content on the station featuring interviews with players, coaches and team executives. Additionally, CBS Radio Miami promotes Miami Dolphins Foundation and community initiatives across multiple platforms.



Eduardo Martell and Roly Martin

2018 MIAMI DOLPHINS RADIO NETWORKS

| LOCATION | NETWORK | LOCATION | NETWORK |
|-----------------|------------------------|-----------------|--------------------------------|
| Fort Lauderdale | WQAM 560 AM | Miami | KISS 99.9 FM |
| Fort Lauderdale | KISS 99.9 FM | Miami | WQBA 1140 AM (Spanish) |
| Fort Lauderdale | WQBA 1140 AM (Spanish) | Orlando | ESPN 580 AM |
| Fort Myers | WRXK 96 FM | Port St. Lucie | WPSL AM 1590 AM |
| Key West | WKWF 1600 AM | West Palm Beach | ESPN 106.3 FM |
| Miami | WQAM 560 AM | West Palm Beach | ESPN Deportes 760 AM (Spanish) |



Bob Griese, Joe Rose and Jimmy Cefalo



2018 NFL STANDINGS

AMERICAN FOOTBALL CONFERENCE

| EAST DIVISION | | | | | | | | | | | |
|-----------------------|----------|----------|----------|-------------|------------|------------|--------------|--------------|--------------|--------------|--------------|
| TEAM | W | L | T | PCT | PF | PA | HOME | AWAY | CONF | DIV | STREAK |
| New England Patriots | 9 | 3 | 0 | .750 | 331 | 259 | 6-0-0 | 3-3-0 | 6-2-0 | 3-0-0 | Won 2 |
| MIAMI DOLPHINS | 6 | 6 | 0 | .500 | 244 | 300 | 5-1-0 | 1-5-0 | 5-4-0 | 3-1-0 | WON 1 |
| Buffalo Bills | 4 | 8 | 0 | .333 | 178 | 293 | 2-3-0 | 2-5-0 | 3-6-0 | 1-2-0 | Lost 1 |
| New York Jets | 3 | 9 | 0 | .250 | 243 | 307 | 2-4-0 | 1-5-0 | 2-7-0 | 0-4-0 | Lost 6 |
| NORTH DIVISION | | | | | | | | | | | |
| TEAM | W | L | T | PCT | PF | PA | HOME | AWAY | CONF | DIV | STREAK |
| Pittsburgh Steelers | 7 | 4 | 1 | .625 | 346 | 282 | 3-3-0 | 4-1-1 | 4-4-1 | 3-1-1 | Lost 2 |
| Baltimore Ravens | 7 | 5 | 0 | .583 | 297 | 214 | 4-2-0 | 3-3-0 | 6-3-0 | 2-3-0 | Won 3 |
| Cincinnati Bengals | 5 | 7 | 0 | .417 | 286 | 371 | 3-4-0 | 2-3-0 | 3-5-0 | 1-3-0 | Lost 4 |
| Cleveland Browns | 4 | 7 | 1 | .375 | 266 | 312 | 3-2-1 | 1-5-0 | 3-5-1 | 2-1-1 | Lost 1 |
| SOUTH DIVISION | | | | | | | | | | | |
| TEAM | W | L | T | PCT | PF | PA | HOME | AWAY | CONF | DIV | STREAK |
| Houston Texans | 9 | 3 | 0 | .750 | 302 | 235 | 5-1-0 | 4-2-0 | 7-2-0 | 3-1-0 | Won 9 |
| Indianapolis Colts | 6 | 6 | 0 | .500 | 325 | 279 | 4-2-0 | 2-4-0 | 5-5-0 | 2-2-0 | Lost 1 |
| Tennessee Titans | 6 | 6 | 0 | .500 | 221 | 245 | 4-1-0 | 2-5-0 | 4-6-0 | 2-2-0 | Won 1 |
| Jacksonville Jaguars | 4 | 8 | 0 | .333 | 203 | 243 | 3-4-0 | 1-4-0 | 3-6-0 | 1-3-0 | Won 1 |
| WEST DIVISION | | | | | | | | | | | |
| TEAM | W | L | T | PCT | PF | PA | HOME | AWAY | CONF | DIV | STREAK |
| Kansas City Chiefs | 10 | 2 | 0 | .833 | 444 | 327 | 5-0-0 | 5-2-0 | 8-1-0 | 4-0-0 | Won 1 |
| Los Angeles Chargers | 9 | 3 | 0 | .750 | 340 | 249 | 4-2-0 | 5-1-0 | 6-2-0 | 2-2-0 | Won 2 |
| Denver Broncos | 6 | 6 | 0 | .500 | 276 | 262 | 3-3-0 | 3-3-0 | 4-5-0 | 2-2-0 | Won 3 |
| Oakland Raiders | 2 | 10 | 0 | .167 | 220 | 367 | 1-5-0 | 1-5-0 | 1-7-0 | 0-4-0 | Lost 2 |

NATIONAL FOOTBALL CONFERENCE

| EAST DIVISION | | | | | | | | | | | |
|----------------------|----|----|---|------|-----|-----|-------|-------|-------|-------|--------|
| TEAM | W | L | T | PCT | PF | PA | HOME | AWAY | CONF | DIV | STREAK |
| Dallas Cowboys | 7 | 5 | 0 | .583 | 247 | 223 | 5-1-0 | 2-4-0 | 6-3-0 | 3-1-0 | Won 4 |
| Philadelphia Eagles | 6 | 6 | 0 | .500 | 258 | 266 | 4-3-0 | 2-3-0 | 4-5-0 | 3-1-0 | Won 2 |
| Washington Redskins | 6 | 6 | 0 | .500 | 233 | 257 | 3-3-0 | 3-3-0 | 6-4-0 | 2-2-0 | Lost 3 |
| New York Giants | 4 | 8 | 0 | .333 | 267 | 315 | 2-4-0 | 2-4-0 | 3-7-0 | 0-4-0 | Won 1 |
| NORTH DIVISION | | | | | | | | | | | |
| TEAM | W | L | T | PCT | PF | PA | HOME | AWAY | CONF | DIV | STREAK |
| Chicago Bears | 8 | 4 | 0 | .667 | 344 | 241 | 5-1-0 | 3-3-0 | 6-2-0 | 3-1-0 | Lost 1 |
| Minnesota Vikings | 6 | 5 | 1 | .542 | 275 | 270 | 4-2-0 | 2-3-1 | 5-3-1 | 2-1-1 | Lost 1 |
| Green Bay Packers | 4 | 7 | 1 | .375 | 281 | 287 | 4-1-1 | 0-6-0 | 2-6-1 | 1-2-1 | Lost 3 |
| Detroit Lions | 4 | 8 | 0 | .333 | 254 | 316 | 3-4-0 | 1-4-0 | 2-7-0 | 1-3-0 | Lost 2 |
| SOUTH DIVISION | | | | | | | | | | | |
| TEAM | W | L | T | PCT | PF | PA | HOME | AWAY | CONF | DIV | STREAK |
| New Orleans Saints | 10 | 2 | 0 | .833 | 419 | 269 | 5-1-0 | 5-1-0 | 7-2-0 | 2-1-0 | Lost 1 |
| Carolina Panthers | 6 | 6 | 0 | .500 | 304 | 306 | 5-1-0 | 1-5-0 | 4-5-0 | 1-2-0 | Lost 4 |
| Tampa Bay Buccaneers | 5 | 7 | 0 | .417 | 318 | 355 | 4-2-0 | 1-5-0 | 4-5-0 | 2-2-0 | Won 2 |
| Atlanta Falcons | 4 | 8 | 0 | .333 | 296 | 333 | 3-4-0 | 1-4-0 | 4-4-0 | 2-2-0 | Lost 4 |
| WEST DIVISION | | | | | | | | | | | |
| TEAM | W | L | T | PCT | PF | PA | HOME | AWAY | CONF | DIV | STREAK |
| y-Los Angeles Rams | 11 | 1 | 0 | .917 | 419 | 298 | 6-0-0 | 5-1-0 | 7-1-0 | 4-0-0 | Won 3 |
| Seattle Seahawks | 7 | 5 | 0 | .583 | 319 | 259 | 3-2-0 | 4-3-0 | 6-3-0 | 2-2-0 | Won 3 |
| Arizona Cardinals | 3 | 9 | 0 | .250 | 175 | 310 | 1-5-0 | 2-4-0 | 3-5-0 | 2-2-0 | Won 1 |
| San Francisco 49ers | 2 | 10 | 0 | .167 | 255 | 336 | 2-3-0 | 0-7-0 | 1-8-0 | 0-4-0 | Lost 3 |

x - Clinched Playoffs; y - Clinched Division; z - Clinched Conference



ROSTER, DEPTH CHART & TRANSACTIONS



DEPTH CHART

OFFENSE

| POS | # NAME (GP/GS) | # NAME (GP/GS) | # NAME (GP/GS) | # NAME (GP/GS) |
|-----|-----------------------------|-------------------------------|--------------------------------|---|
| WR | 11 DeVante Parker (7/5) | 14 Brice Butler (2/1) | | |
| LT | 78 Laremy Tunsil (11/11) | 74 Zach Sterup (6/1) | | |
| LG | 62 Ted Larsen (11/9) | 73 Wesley Johnson (6/0) | | |
| C | 66 *Travis Swanson (8/7) | 64 Jake Brendel (4/3) | | |
| RG | 77 Jesse Davis (12/12) | 68 Isaac Asiata (1/0) | | |
| RT | 70 Ja'Wuan James (11/11) | 79 Sam Young (8/1) | | |
| TE | 85 *A.J. Derby (4/0) | <u>86 Mike Gesicki (12/4)</u> | <u>81 Durham Smythe (11/1)</u> | 83 Nick O'Leary (8/5) |
| QB | 17 Ryan Tannehill (7/7) | 9 David Fales (0/0) - OR - | 8 Brock Osweiler (6/5) | |
| RB | 32 Kenyan Drake (12/5) -OR- | 21 Frank Gore (12/12) | 34 Senorise Perry (12/0) | <u>27 Kalen Ballage (8/0)</u> 38 Brandon Bolden (12/0) |
| WR | 80 *Danny Amendola (11/11) | 84 Isaiah Ford (1/0) | | |
| WR | 10 Kenny Stills (11/11) | 88 Leonte Carroo (5/0) | | |

DEFENSE

| POS | # NAME (GP/GS) | # NAME (GP/GS) | # NAME (GP/GS) | # NAME (GP/GS) |
|-----|-------------------------------|-------------------------------------|---------------------------|----------------|
| DE | 91 Cameron Wake (10/10) | 50 Andre Branch (10/1) | 76 Jonathan Woodard (5/0) | |
| DT | 56 Davon Godchaux (12/12) | 97 Ziggy Hood (4/0) | | |
| DT | 93 Akeem Spence (12/12) | 98 Sylvester Williams (4/0) | | |
| DE | 94 Robert Quinn (12/12) | 90 Charles Harris (7/1) | | |
| LB | 47 Kiko Alonso (12/12) | | | |
| LB | 52 Raekwon McMillan (12/12) | 45 Mike Hull (4/0) | | |
| LB | <u>55 Jerome Baker (12/8)</u> | 44 Stephone Anthony (12/0) | | |
| CB | 25 Xavien Howard (12/12) | 24 Torry McTyer (11/2) | | |
| CB | 28 Bobby McCain (10/9) | <u>31 Cornell Armstrong (11/0)</u> | | |
| S | 20 Reshad Jones (10/9) | 35 Walt Aikens (12/0) | | |
| S | 22 T.J. McDonald (12/12) | <u>29 Minkah Fitzpatrick (12/7)</u> | | |

SPECIALISTS

| POS | # NAME (GP/GS) | # NAME (GP/GS) | # NAME (GP/GS) | # NAME (GP/GS) |
|-----|-------------------------------|----------------------------|-------------------------------|----------------|
| K | <u>7 Jason Sanders (12/0)</u> | | | |
| P | 2 Matt Haack (12/0) | | | |
| KO | <u>7 Jason Sanders (12/0)</u> | | | |
| H | 2 Matt Haack (12/0) | | | |
| LS | 92 John Denney (12/0) | | | |
| KOR | 32 Kenyan Drake (12/5) | 34 Senorise Perry (12/0) | <u>27 Kalen Ballage (8/0)</u> | |
| PR | 10 Kenny Stills (11/11) | 80 *Danny Amendola (11/11) | 32 Kenyan Drake (12/5) | |

*Underlined players are rookies
* Did not play last week due to injury*



PROJECTED CONTRIBUTORS: OFFENSE

| | | |
|-------|---|---|
| QB 17 |  RYAN TANNEHILL 6-4 207 TEXAS A&M <ul style="list-style-type: none"> • LAST GAME: vs. Buf. (12/2): 16-of-24 for 137 yds. and 3 TDs. • Is 11-4 in his last 15 starts. • Has completed a 50+ yard pass in 10 of 20 games since 2016. • Averages 7.60 yards per attempt and a 95.0 QB rating in the 20 games he's played under Gase. |  DAVID FALES 6-2 213 <ul style="list-style-type: none"> • Earned 1st extended action in his career on Dec. 31, 2017 vs. Buffalo and went 29-of-42 (69.0 pct.) for 265 yds. and 1 TD. • Has played in 3 career games. • Signed with Miami on April 5, 2017. |
| RB 21 |  FRANK GORE 5-9 212 MIAMI (FLA.) <ul style="list-style-type: none"> • LAST GAME: vs. Buf. (12/2): 8 att. for 21 yds.; 1 rec. for 10 yds. • Is 14,642 career rushing yards are 4th-most in NFL history. • Needs 43 scrimmage yards to surpass RB LaDainian Tomlinson (18,456) for 5th-most in NFL history. • Is 5th in the NFL with 3,569 rushing yards since 2015. |  BROCK OSWEILER 6-7 240 <ul style="list-style-type: none"> • Played in 48 career games with 30 starts. • Started 2 playoff games in 2016. • Threw for a career-high 380 yards in his 1st start as a Dolphin (Week 6 vs. Chicago). • Signed with Miami on March 23, 2018. |
| WR 11 |  DeVANTE PARKER 6-3 216 LOUISVILLE <ul style="list-style-type: none"> • LAST GAME: vs. Buf. (12/2): 4 rec. for 43 yds. and 1 TD. • Averages 13.7 yards per catch during his career. • His 2,186 career receiving yards are 10th among NFL WRs who entered the NFL in 2015 or later. • Had a career high 57 receptions in 2017. |  KENYAN DRAKE 6-1 211 <ul style="list-style-type: none"> • His 1,344 rushing yards in the past 17 games are 18th in the NFL in that span. • Totaled 4 runs of 40+ yards since 2017, tied for the most in the NFL in that span. • 3rd-round pick (73rd overall) in 2016. |
| WR 80 |  DANNY AMENDOLA 5-11 190 TEXAS TECH <ul style="list-style-type: none"> • LAST GAME: vs. Buf. (12/2): Inactive due to injury. • Had 348 receiving yards in the 2017 postseason, the 10th-most by an NFL player in any postseason in history. • Has at least 1 reception in every game he's played this season and at least 3 receptions in 9 of his 11 games. |  KALEN BALLAGE 6-2 237 <ul style="list-style-type: none"> • Made his NFL debut in Week 4 at New England. • Played at Arizona State, where he was 6th in school history with 27 career rushing TDs. • 4th-round pick (131st overall) in 2018. |
| WR 10 |  KENNY STILLIS 6-1 202 OKLAHOMA <ul style="list-style-type: none"> • LAST GAME: vs. Buf. (12/2): 4 rec. for 37 yds. and 1 TD. • His 16.1 yards per catch avg. in his career is 2nd-best in the NFL since he entered the league in 2013 (min: 200 rec.). • Is 3rd in the NFL with 14 TD rec. of 20+ yds. since 2016. • Has 4 TDs of 50+ yards in games started by Tannehill since 2016. |  LEONTE CARROO 6-1 215 <ul style="list-style-type: none"> • Recovered a fumble on special teams, recovered a blocked punt and rushed for 14 yards on a fake punt in Week 10 at Green Bay. • Made a highlight-reel contested catch for a 74-yard TD in Week 12 at Indianapolis. |
| TE 85 |  A.J. DERBY 6-5 240 ARKANSAS <ul style="list-style-type: none"> • LAST GAME: vs. Buf. (12/2): Inactive due to injury. • Caught a 19-yard TD pass in Week 2, his 1st with the Dolphins. • Has 40 career receptions for 452 yards (11.3 avg.) and 3 TDs with Miami (2017-18), Denver (2016-17) and New England (2015-16). • Has missed 7 of the past 8 games due to injury. |  MIKE GESICKI 6-6 245 <ul style="list-style-type: none"> • 2nd-round pick (42nd overall) by Miami in the 2018 NFL draft. • Set all-time Penn State career tight end records with 129 receptions, 1,481 receiving yards and 15 TD receptions. • Has 3+ rec. in 4 different games this year. |
| LT 78 |  LAREMY TUNSIL 6-5 318 MISSISSIPPI <ul style="list-style-type: none"> • LAST GAME: vs. Buf. (12/2): Started at left tackle. • According to STATS LLC, he has not allowed a sack in the 11 games he's started this season. • Is one of just two NFL left tackles to start at least 10 games this season and not allow a sack (Dallas T Tyrone Smith). |  NICK O'LEARY 6-3 252 <ul style="list-style-type: none"> • Caught 4 passes for 49 yards (12.3 avg.) and 1 TD in his 1st Dolphins start in Week 6 vs. Chi. • Signed to Miami's practice squad on Sept. 20, 2018 and promoted to the active roster on Oct. 6, 2018. |
| LG 62 |  TED LARSEN 6-3 323 NC STATE <ul style="list-style-type: none"> • LAST GAME: vs. Buf. (12/2): Started at left guard. • An 8-year NFL veteran who has played in 121 career games with 82 starts. • Took over as the starting left guard after a Week 1 injury to G Josh Sitton until Larsen himself was injured in Week 10. |  JAKE BRENDEL 6-4 299 <ul style="list-style-type: none"> • Played in 21 career games. • Made his 1st NFL start in Week 10 at GB. • Activated off injured reserve on Nov. 2, 2018. |
| C 66 |  TRAVIS SWANSON 6-5 304 ARKANSAS <ul style="list-style-type: none"> • LAST GAME: vs. Buf. (12/2): Inactive due to injury. • Played in 61 career games with 49 starts. • Has committed just 8 career penalties despite starting 49 games. • Made his first Dolphins start in Week 5 at Cincinnati. • Signed by Miami on Sept. 11, 2018. |  |
| RG 77 |  JESSE DAVIS 6-6 325 IDAHO <ul style="list-style-type: none"> • LAST GAME: vs. Buf. (12/2): Started at right guard. • Only Dolphins o-lineman to start all 12 games this season. • Started games at 3 positions in 2017. • Is 1 of 5 players in team history to start at 3 positions on the offensive line in one season and the only 1st-year player to do so (2017). | |
| RT 70 |  JA'WUAN JAMES 6-6 312 TENNESSEE <ul style="list-style-type: none"> • LAST GAME: vs. Buf. (12/2): Started at right tackle. • Has allowed 5 sacks in his past 28 regular season games. • Has blocked for 6 individual 100-yard rushing performances and 3 individual 200-yard rushing performances since 2016. • Was a 1st-round pick (19th overall) by Miami in the 2014 NFL draft. | |



PROJECTED CONTRIBUTORS: DEFENSE

| | | | | | |
|----|----|---|---|---|--|
| DE | 91 |  | CAMERON WAKE 6-3 263 PENN STATE <ul style="list-style-type: none"> • LAST GAME: vs. Buf. (12/2): 2 solo tackles, 1 TFL. • 2nd among all undrafted players in career sacks (96.5). • Since Week 6 of 2016, when he was re-inserted as a starter following Achilles surgery, he is 13th in the NFL in sacks (25.5). • 5-time Pro Bowl selection (2010, 2012-14, 2016). |  | CHARLES HARRIS 6-3 250 <ul style="list-style-type: none"> • Drew 4 holding penalties last year. • Played in 23 career games but missed 5 games earlier this year due to injury. • 1st-round pick (22nd overall) by Miami in the 2017 NFL draft. |
| DT | 56 |  | DAVON GODCHAUX 6-3 315 LSU <ul style="list-style-type: none"> • LAST GAME: vs. Buf. (12/2): 2 tackles (1 solo), 1 QBH. • His 40 tackles (26 solo) in 2017 were 3rd-most in the NFL among rookie defensive linemen. • His 32 tackles (19 solo) are T-27th in the NFL among DTs this year. • 5th-round pick (178th overall) in the 2017 NFL draft. |  | ANDRE BRANCH 6-5 263 <ul style="list-style-type: none"> • Has 84 tackles (50 solo), 10 sacks, 22 QBHs, 3 FFs and 16 TFLs since Week 6 of 2016. • Tied for 2nd on the team with 4.5 sacks in 2017. • Played in 91 career games with 38 starts. |
| DT | 93 |  | AKEEM SPENCE 6-1 307 ILLINOIS <ul style="list-style-type: none"> • LAST GAME: vs. Buf. (12/2): 3 QBH. • Has 33 tackles (19 solo), 5 QBHs, 2 sacks and 6 TFLs this season. • Has played in 44 consecutive games. • Has played in 84 career games with 53 starts. • Traded from Detroit to Miami on May 3, 2018. |  | JONATHAN WOODARD 6-6 271 <ul style="list-style-type: none"> • Made his NFL debut in Week 4 at New England. • 7th-round pick (226th overall) by Jacksonville in 2016 but missed the entire 2016 season with an Achilles injury. • Joined Miami's practice squad on Dec. 5, 2017. |
| DE | 94 |  | ROBERT QUINN 6-4 257 NORTH CAROLINA <ul style="list-style-type: none"> • LAST GAME: vs. Buf. (12/2): 2 solo tackles, 1 sack, 1 TFL, 1 FF. • Is 8th in the NFL in sacks since 2012 (61.0). • Is 2nd in the NFL with 22 forced fumbles since 2012. • 2-time Pro Bowl selection (2013-14). • Traded from the L.A. Rams to Miami on March 14, 2018. |  | ZIGGY HOOD 6-3 305 <ul style="list-style-type: none"> • Made 1 assisted tackle in his Dolphins debut in Week 9 vs. N.Y. Jets. • Played in 138 career games with 73 starts. • Signed by Miami on Oct. 31, 2018. |
| LB | 47 |  | KIKO ALONSO 6-3 239 OREGON <ul style="list-style-type: none"> • LAST GAME: vs. Buf. (12/2): 11 tackles (8 solo), 1 TFL. • Has played all 810 defensive snaps this season. • Is T-2nd in the NFL this season with 106 tackles (68 solo). • His 3 INTs this season are tied for 2nd among all NFL LBs. • His 3 forced fumbles this season are tied for 8th in the NFL. |  | MIKE HULL 6-0 235 <ul style="list-style-type: none"> • Missed the 1st 8 games of the season while he was on IR. • Played in 39 career games with 4 starts. • Finished 3rd in the NFL with 18 special teams tackles in 2016. |
| LB | 52 |  | RAEKWON McMILLAN 6-2 248 OHIO STATE <ul style="list-style-type: none"> • LAST GAME: vs. Buf. (12/2): 8 tackles (6 solo), 2 TFL. • Has recorded at least 3 tackles in all 12 of his NFL games. • Made his NFL debut in Week 1 vs. Tennessee. • Missed entire 2017 season with an ACL injury. • 2nd-round pick (54th overall) by Miami in the 2017 NFL draft. |  | TORRY MCTYER 5-11 188 <ul style="list-style-type: none"> • Saw 1st extended action on defense in Week 3 vs. Oak. • Made 1st NFL start in Week 5 at Cincinnati. • Signed by Miami as an undrafted college free agent on May 5, 2017. |
| LB | 55 |  | JEROME BAKER 6-2 215 OHIO STATE <ul style="list-style-type: none"> • LAST GAME: vs. Buf. (12/2): 1 solo tackle. • Became 3rd youngest player in Dolphins history to score a TD with his pick-six in Week 9 vs. N.Y. Jets. • Became 1st Dolphin rookie LB since 1997 to record 2 sacks in a game in Week 5 at Cincinnati. |  | CORNELL ARMSTRONG 6-0 185 <ul style="list-style-type: none"> • Played in all but 1 game so far this season. • Saw his 1st defensive action of the season in Week 9 vs. N.Y. Jets. • 6th-round pick (209th overall) in 2018. |
| CB | 25 |  | XAVIEN HOWARD 6-1 192 BAYLOR <ul style="list-style-type: none"> • LAST GAME: vs. Buf. (12/2): 4 tackles (3 solo), 2 INTs, 2 PDs. • Leads the NFL with 7 interceptions this season. • His 12 passes defended are tied for 4th in the NFL. • Leads all NFL players with 8 turnovers (7 INTs and 1 FR). • Has 3 multi-interception games this season. |  | MINKAH FITZPATRICK 6-1 202 <ul style="list-style-type: none"> • Recorded his 1st NFL interception in Week 4 vs. Tom Brady. • Became the 3rd player in history to win the Chuck Bednarik (nation's top defensive player) and Jim Thorpe (nation's top DB) Awards. • 1st-round pick (11th overall) by Miami in 2018. |
| CB | 28 |  | BOBBY MCCAIN 5-11 192 MEMPHIS <ul style="list-style-type: none"> • LAST GAME: vs. Buf. (12/2): 4 solo tackles, 1 sack, 2 TFL, 1 QBH. • Has 4 career interceptions – 2 of them are off New England QB Tom Brady. • Played in 58 career games with 28 starts. • Missed 2 games due to injury but returned in Week 7 vs. Detroit. | | |
| S | 20 |  | RESHAD JONES 6-1 215 GEORGIA <ul style="list-style-type: none"> • LAST GAME: vs. Buf. (12/2): 7 tackles (6 solo). • Became 1st Dolphins safety since 2004 with 2+ interceptions in a game after he picked off two passes in Week 1 vs. Tennessee. • Led all NFL safeties with 122 tackles (94 solo) in 2017. • 2-time Pro Bowl selection (2015, 2017). | | |
| S | 22 |  | T.J. McDONALD 6-2 223 USC <ul style="list-style-type: none"> • LAST GAME: vs. Buf. (12/2): 4 tackles (2 solo). • Has started 73 career games. • Totalled 397 tackles (298 solo), 5 sacks, 8 interceptions, 25 passes defended, 1 forced fumble and 3 fumble recoveries in his career. • Has a career-high three INTs already in 2018. | | |



2018 MIAMI DOLPHINS TRANSACTIONS

*as of Dec. 3, 2018

| DATE | POS. | PLAYER/COACH | TRANSACTION |
|----------|------|--------------------|--|
| Jan. 1 | CB | Taveze Calhoun | Signed to futures contract |
| Jan. 1 | QB | Brandon Doughty | Signed to futures contract |
| Jan. 1 | T | Sean Hickey | Signed to futures contract |
| Jan. 1 | CB | Tracy Howard | Signed to futures contract |
| Jan. 1 | WR | Malcolm Lewis | Signed to futures contract |
| Jan. 1 | WR | Drew Morgan | Signed to futures contract |
| Jan. 1 | RB | Brandon Radcliff | Signed to futures contract |
| Jan. 1 | DE | Jonathan Woodard | Signed to futures contract |
| Jan. 4 | WR | Francis Owusu | Signed to futures contract |
| Jan. 19 | | Dowell Loggains | Named Offensive Coordinator |
| Jan. 19 | | Jeremiah Washburn | Named Offensive Line Coach |
| Jan. 19 | | Shawn Jefferson | Promoted to Asst. Head Coach/Offense |
| Jan. 19 | | Ben Johnson | Promoted to Wide Receivers Coach |
| Jan. 31 | | Eric Stutesville | Named Run Game Coordinator/Running Backs Coach |
| Jan. 31 | | Kris Kocurek | Named Defensive Line Coach |
| Jan. 31 | | Tony Oden | Named Defensive Backs Coach |
| Feb. 9 | | Renaldo Hill | Named Asst. Defensive Backs Coach |
| Feb. 20 | WR | Jarvis Landry | Placed Franchise Tag |
| March 9 | WR | Jarvis Landry | Signed Franchise Tag |
| March 13 | LB | Lawrence Timmons | Released |
| March 14 | C | Jake Brendel | Placed Exclusive Rights Tender |
| March 14 | LB | Mike Hull | Placed Exclusive Rights Tender |
| March 14 | CB/S | Jordan Lucas | Placed Exclusive Rights Tender |
| March 14 | DE | Robert Quinn | Acquired by Miami in trade (LAR) |
| March 14 | WR | Jarvis Landry | Traded (Cle.) |
| March 14 | DT | Ndamukong Suh | Released |
| March 14 | TE | Julius Thomas | Released |
| March 15 | C | Daniel Kilgore | Acquired by Miami in trade (SF) |
| March 15 | WR | Danny Amendola | Signed as UFA (NE) |
| March 15 | WR | Albert Wilson | Signed as UFA (KC) |
| March 15 | CB/S | Walt Aikens | Re-Signed |
| March 15 | LS | John Denney | Re-Signed |
| March 15 | C | Mike Pouncey | Released |
| March 16 | G | Josh Sitton | Signed as UFA (Chi.) |
| March 16 | QB | David Fales | Re-Signed |
| March 21 | CB/S | Jordan Lucas | Signed Exclusive Rights Tender |
| March 22 | DE | William Hayes | Re-Signed |
| March 23 | RB | Frank Gore | Signed as UFA (Ind.) |
| March 23 | T | Sam Young | Re-Signed |
| March 23 | QB | Brock Osweiler | Signed as UFA (Den.) |
| April 4 | T | Roubbens Joseph | Signed as FA |
| April 4 | QB | Brandon Doughty | Waived |
| April 4 | C | Jake Brendel | Signed Exclusive Rights Tender |
| April 11 | LB | Terence Garvin | Signed as UFA (Sea.) |
| April 16 | TE | Gavin Escobar | Signed as FA |
| April 16 | LB | Mike Hull | Signed Exclusive Rights Tender |
| April 24 | WR | DeVante Parker | Team exercises fifth-year option |
| April 26 | S | Minkah Fitzpatrick | Selected in NFL draft – D1, '18 |
| April 27 | TE | Mike Gesicki | Selected in NFL draft – D2, '18 |
| April 27 | LB | Jerome Baker | Selected in NFL draft – D3, '18 |
| April 28 | TE | Durham Smythe | Selected in NFL draft – D4a, '18 |
| April 28 | RB | Kalen Ballage | Selected in NFL draft – D4b, '18 |
| April 28 | CB | Cornell Armstrong | Selected in NFL draft – D6, '18 |
| April 28 | LB | Quentin Poling | Selected in NFL draft – D7a, '18 |
| April 28 | K | Jason Sanders | Selected in NFL draft – D7b, '18 |
| May 3 | DT | Akeem Spence | Acquired by Miami in trade (Det.) |
| May 4 | QB | Bryce Petty | Acquired from waivers (NYJ) |
| May 10 | CB | Tracy Howard | Waived/Failed Physical |

| DATE | POS. | PLAYER/COACH | TRANSACTION |
|---------|------|--------------------|--------------------------------|
| May 10 | CB | Johnathan Alston | Signed as undrafted college FA |
| May 10 | LB | Cayson Collins | Signed as undrafted college FA |
| May 10 | CB | Jalen Davis | Signed as undrafted college FA |
| May 10 | LS | Lucas Gravelle | Signed as undrafted college FA |
| May 10 | C | Connor Hilland | Signed as undrafted college FA |
| May 10 | RB | Buddy Howell | Signed as undrafted college FA |
| May 10 | K | Greg Joseph | Signed as undrafted college FA |
| May 10 | DE | Claudy Mathieu | Signed as undrafted college FA |
| May 10 | LB | Mike McCray | Signed as undrafted college FA |
| May 10 | DT | Anthony Moten | Signed as undrafted college FA |
| May 10 | DT | Jamiyus Pittman | Signed as undrafted college FA |
| May 10 | DE | Quincy Redmon | Signed as undrafted college FA |
| May 10 | T | David Steinmetz | Signed as undrafted college FA |
| May 25 | C | Mike Matthews | Signed as FA |
| May 29 | T | Sean Hickey | Waived |
| June 1 | CB | Bobby McCain | Signed Contract Extension |
| June 1 | S | Minkah Fitzpatrick | Signed (D1, '18) |
| June 1 | CB | Cornell Armstrong | Signed (D6, '18) |
| June 1 | LB | Quentin Poling | Signed (D7a, '18) |
| June 1 | K | Jason Sanders | Signed (D7b, '18) |
| June 6 | LB | Jerome Baker | Signed (D3, '18) |
| June 6 | TE | Durham Smythe | Signed (D4a, '18) |
| June 6 | RB | Kalen Ballage | Signed (D4b, '18) |
| June 18 | TE | Mike Gesicki | Signed (D2, '18) |
| July 24 | LB | Mike McCray | Retired |
| July 24 | LB | Frank Ginda | Signed as FA |
| Aug. 6 | RB | Jeremy Langford | Signed as FA |
| Aug. 14 | DT | Gabe Wright | Waived |
| Aug. 14 | DL | Kendall Langford | Signed as FA |
| Aug. 31 | CB/S | Jordan Lucas | Traded (KC) |
| Sept. 1 | CB | Johnathan Alston | Waived |
| Sept. 1 | G | Isaac Asiata | Waived |
| Sept. 1 | CB | Taveze Calhoun | Waived |
| Sept. 1 | WR | Leonte Carroo | Waived |
| Sept. 1 | LB | Cayson Collins | Waived |
| Sept. 1 | CB | Jalen Davis | Waived |
| Sept. 1 | TE | Thomas Duarte | Waived |
| Sept. 1 | S | Trae Elston | Waived |
| Sept. 1 | WR | Isaiah Ford | Waived |
| Sept. 1 | LB | Frank Ginda | Waived |
| Sept. 1 | LS | Lucas Gravelle | Waived |
| Sept. 1 | C | Connor Hilland | Waived |
| Sept. 1 | RB | Buddy Howell | Waived |
| Sept. 1 | K | Greg Joseph | Waived |
| Sept. 1 | T | Roubbens Joseph | Waived |
| Sept. 1 | RB | Jeremy Langford | Waived |
| Sept. 1 | WR | Malcolm Lewis | Waived |
| Sept. 1 | CB | Tony Lippett | Waived |
| Sept. 1 | DE | Cameron Malveaux | Waived |
| Sept. 1 | DE | Claudy Mathieu | Waived |
| Sept. 1 | C | Mike Matthews | Waived |
| Sept. 1 | WR | Drew Morgan | Waived |
| Sept. 1 | DT | Anthony Moten | Waived |
| Sept. 1 | WR | Francis Owusu | Waived |
| Sept. 1 | DT | Jamiyus Pittman | Waived |
| Sept. 1 | LB | Quentin Poling | Waived |
| Sept. 1 | RB | Brandon Radcliff | Waived |
| Sept. 1 | T | Eric Smith | Waived |
| Sept. 1 | T | David Steinmetz | Waived |
| Sept. 1 | DE | Jonathan Woodard | Waived |



2018 MIAMI DOLPHINS TRANSACTIONS

*as of Dec. 3, 2018

| DATE | POS. | PLAYER/COACH | TRANSACTION | DATE | POS. | PLAYER/COACH | TRANSACTION |
|----------|------|------------------|--------------------------------|---------|------|--------------------|---------------------------------------|
| Sept. 1 | QB | Bryce Petty | Waived/Injured | Oct. 3 | C | Daniel Kilgore | Placed on Reserve/Injured List |
| Sept. 1 | DE | Quincy Redmon | Waived/Injured | Oct. 3 | C | Wesley Johnson | Signed as FA |
| Sept. 1 | WR | Rashawn Scott | Waived/Injured | Oct. 3 | DT | Garrison Smith | Signed to practice squad |
| Sept. 1 | TE | Gavin Escobar | Released | Oct. 6 | QB | Luke Falk | Placed on Reserve/Injured List |
| Sept. 1 | LB | Terence Garvin | Released | Oct. 6 | TE | Nick O'Leary | Promoted to active roster |
| Sept. 1 | DL | Kendall Langford | Released | Oct. 10 | WR | Travis Rudolph | Signed to practice squad |
| Sept. 2 | QB | Luke Falk | Acquired from waivers (Ten.) | Oct. 11 | WR | Travis Rudolph | Placed on Practice Squad/Injured List |
| Sept. 2 | WR | Tanner McEvoy | Acquired from waivers (NO) | Oct. 11 | WR | Malcolm Lewis | Signed to practice squad |
| Sept. 2 | T | Sam Young | Released | Oct. 13 | T | Sam Young | Released |
| Sept. 2 | LS | John Denney | Released | Oct. 13 | DT | Jamiyus Pittman | Promoted to active roster |
| Sept. 3 | LS | John Denney | Signed as FA | Oct. 15 | T | Sam Young | Signed as FA |
| Sept. 3 | C | Jake Brendel | Placed on Reserve/Injured List | Oct. 15 | S | Maurice Smith | Waived |
| Sept. 3 | LB | Mike Hull | Placed on Reserve/Injured List | Oct. 16 | DT | DeShawn Williams | Signed to practice squad |
| Sept. 3 | C | Travis Swanson | Signed as FA | Oct. 17 | LB | Chase Allen | Placed on Reserve/Injured List |
| Sept. 3 | G | Isaac Asiata | Signed to practice squad | Oct. 17 | S | Maurice Smith | Signed as FA |
| Sept. 3 | WR | Leonte Carroo | Signed to practice squad | Oct. 24 | WR | Leonte Carroo | Promoted to active roster |
| Sept. 3 | CB | Jalen Davis | Signed to practice squad | Oct. 24 | WR | Albert Wilson | Placed on Reserve/Injured List |
| Sept. 3 | WR | Isaiah Ford | Signed to practice squad | Oct. 29 | S | Maurice Smith | Waived |
| Sept. 3 | C | Connor Hilland | Signed to practice squad | Oct. 29 | DT | Jamiyus Pittman | Waived |
| Sept. 3 | RB | Jeremy Langford | Signed to practice squad | Oct. 30 | DT | Vincent Taylor | Placed on Reserve/Injured List |
| Sept. 3 | DE | Cameron Malveaux | Signed to practice squad | Oct. 31 | DT | Ziggy Hood | Signed as FA |
| Sept. 3 | DT | Jamiyus Pittman | Signed to practice squad | Oct. 31 | DT | Sylvester Williams | Signed as FA |
| Sept. 3 | LB | Quentin Poling | Signed to practice squad | Oct. 31 | LB | Mike Hull | Activated off Reserve/Injured List |
| Sept. 3 | DE | Jonathan Woodard | Signed to practice squad | Oct. 31 | DT | DeShawn Williams | Released from practice squad |
| Sept. 3 | S | Maurice Smith | Waived | Oct. 31 | S | Maurice Smith | Signed to practice squad |
| Sept. 4 | T | Sam Young | Signed as FA | Oct. 31 | DT | Jamiyus Pittman | Signed to practice squad |
| Sept. 5 | RB | Brandon Bolden | Signed as FA | Nov. 2 | DT | Garrison Smith | Placed on Practice Squad/Injured List |
| Sept. 5 | C | Travis Swanson | Released | Nov. 2 | DT | DeShawn Williams | Signed to practice squad |
| Sept. 5 | S | Maurice Smith | Signed to practice squad | Nov. 2 | C | Jake Brendel | Activated off Reserve/Injured List |
| Sept. 5 | RB | Jeremy Langford | Released from practice squad | Nov. 2 | CB | Cordrea Tankersley | Placed on Reserve/Injured List |
| Sept. 6 | TE | MarQueis Gray | Placed on Reserve/Injured List | Nov. 9 | G | Isaac Asiata | Promoted to active roster |
| Sept. 6 | TE | Gavin Escobar | Signed as FA | Nov. 9 | LB | Martrell Spaight | Waived |
| Sept. 11 | C | Travis Swanson | Signed as FA | Nov. 13 | DE | Cameron Malveaux | Waived |
| Sept. 11 | TE | Gavin Escobar | Released | Nov. 15 | WR | Brice Butler | Signed as FA |
| Sept. 11 | DE | Cameron Malveaux | Released from practice squad | Nov. 15 | DE | Cameron Malveaux | Signed to practice squad |
| Sept. 11 | LS | Lucas Gravelle | Signed to practice squad | Nov. 27 | DE | Cameron Malveaux | Released from practice squad (Ari.) |
| Sept. 14 | G | Josh Sitton | Placed on Reserve/Injured List | Nov. 28 | WR | Jakeem Grant | Placed on Reserve/Injured List |
| Sept. 18 | S | Maurice Smith | Promoted to active roster | Nov. 28 | WR | Isaiah Ford | Promoted to active roster |
| Sept. 19 | TE | Nick O'Leary | Signed to practice squad | Nov. 28 | WR | Francis Owusu | Signed to practice squad |
| Sept. 25 | DE | William Hayes | Placed on Reserve/Injured List | Nov. 28 | S | Chris Lammons | Signed to practice squad |
| Sept. 25 | LS | Lucas Gravelle | Released from practice squad | | | | |
| Sept. 25 | WR | Tanner McEvoy | Waived | | | | |
| Sept. 26 | DE | Jonathan Woodard | Promoted to active roster | | | | |
| Sept. 26 | LB | Martrell Spaight | Signed as FA | | | | |
| Sept. 26 | DE | Cameron Malveaux | Signed to practice squad | | | | |
| Sept. 26 | DE | Jeremiah Valoaga | Signed to practice squad | | | | |
| Oct. 2 | DT | Jordan Phillips | Waived | | | | |
| Oct. 3 | DE | Cameron Malveaux | Promoted to active roster | | | | |

PRONUNCIATION GUIDE

| PLAYER | PHONETICALLY | PLAYER | PHONETICALLY | COACH/STAFF | PHONETICALLY |
|---------------------|-------------------|-------------------|-----------------------|-----------------|----------------------|
| LB Stephone Anthony | steh-FAHN | P Matt Haack | HAWK | Joe Cimino | Chu-MEAN-oh |
| G Isaac Asiata | AH-see-ah-ta | CB Xavier Howard | EX-ay-vee-n | Josh Grizzard | Grizz-ARD |
| RB Kalen Ballage | KAY-lun buh-LODGE | RB Senorise Perry | Suh-nor-riss | Naohisa Inoue | Now-HE-Sa, IN-ew-way |
| WR Leonte Carroo | LEON-tay Cuh-ROO | T Zach Sterup | STIR-up | Kris Kocurek | KO-SIR-ick |
| TE Mike Gesicki | guh-sick-EE | G/T Laremy Tunsil | LAIR-uh-mee TUHN-suhl | Chris Kuper | KOO-pehr |
| DT Davon Godchaux | Duh-VAHN GOD-chaw | | | Dowell Loggains | dowel LOG-ins |
| | | | | Marwan Maalouf | mah-LOOF |
| | | | | Dave Puloka | Puh-LOH-kuh |



2018 MIAMI DOLPHINS NUMERICAL ROSTER

*as of Dec. 3, 2018

| NO. | NAME | POS. | HT. | WT. | BIRTHDATE | EXP. | COLLEGE | HOMETOWN | HOW ACQ. |
|-------------------------------|--------------------|------|------|-----|-----------|------|-----------------------|-------------------------|-----------------|
| 2 | Matt Haack | P | 6-0 | 202 | 7/25/94 | 2 | Arizona State '17 | West Des Moines, Iowa | FA, '17 |
| 7 | Jason Sanders | K | 5-11 | 186 | 11/16/95 | R | New Mexico '18 | Orange, Calif. | D7b, '18 |
| 8 | Brook Osweiler | QB | 6-7 | 240 | 11/22/90 | 7 | Arizona State '12 | Kalispell, Mont. | UFA, '18 (Den.) |
| 9 | David Fales | QB | 6-2 | 213 | 10/4/90 | 4 | San Jose State '14 | Salinas, Calif. | FA, '17 |
| 10 | Kenny Stills | WR | 6-1 | 202 | 4/22/92 | 6 | Oklahoma '13 | San Diego, Calif. | T, '15 (N.O.) |
| 11 | DeVante Parker | WR | 6-3 | 216 | 1/20/93 | 4 | Louisville '15 | Louisville, Ky. | D1, '15 |
| 14 | Brice Butler | WR | 6-3 | 220 | 1/29/90 | 6 | San Diego State '13 | Norcross, Ga. | FA, '18 |
| 17 | Ryan Tannehill | QB | 6-4 | 207 | 7/27/88 | 7 | Texas A&M '12 | Big Spring, Texas | D1, '12 |
| 20 | Reshad Jones | S | 6-1 | 215 | 2/25/88 | 9 | Georgia '10 | Atlanta, Ga. | D5b, '10 |
| 21 | Frank Gore | RB | 5-9 | 212 | 5/14/83 | 14 | Miami (FL) '05 | Coral Gables, Fla. | UFA, '18 (Ind.) |
| 22 | T.J. McDonald | S | 6-2 | 223 | 1/26/91 | 6 | USC '13 | Fresno, Calif. | UFA, '17 (LAR) |
| 24 | Torry McTyer | CB | 5-11 | 188 | 4/10/95 | 2 | UNLV '17 | Los Angeles, Calif. | FA, '17 |
| 25 | Xavien Howard | CB | 6-1 | 192 | 7/4/93 | 3 | Baylor '16 | Houston, Texas | D2, '16 |
| 27 | Kalen Ballage | RB | 6-2 | 237 | 12/22/95 | R | Arizona State '18 | Denver, Colo. | D4b, '18 |
| 28 | Bobby McCain | CB | 5-11 | 192 | 8/18/93 | 4 | Memphis '15 | Oxford, Ala. | D5a, '15 |
| 29 | Minkah Fitzpatrick | S | 6-1 | 202 | 11/17/96 | R | Alabama '18 | Old Bridge, N.J. | D1, '18 |
| 31 | Cornell Armstrong | CB | 6-0 | 185 | 9/22/95 | R | Southern Miss '18 | Bassfield, Miss. | D6, '18 |
| 32 | Kenyan Drake | RB | 6-1 | 211 | 1/26/94 | 3 | Alabama '16 | Marietta, Ga. | D3a, '16 |
| 34 | Senorise Perry | RB | 6-0 | 210 | 9/19/91 | 4 | Louisville '14 | Louisville, Ky. | FA, '16 |
| 35 | Walt Aikens | CB/S | 6-1 | 208 | 6/19/91 | 5 | Liberty '14 | Charlotte, N.C. | D4, '14 |
| 38 | Brandon Bolden | RB | 5-11 | 220 | 1/26/90 | 7 | Mississippi '12 | Baton Rouge, La. | FA, '18 |
| 44 | Stephone Anthony | LB | 6-3 | 245 | 7/28/92 | 4 | Clemson '15 | Polkton, N.C. | T, '17 (NO) |
| 45 | Mike Hull | LB | 6-0 | 235 | 5/25/91 | 3 | Penn State '15 | Cononsburg, Pa. | FA, '15 |
| 47 | Kiko Alonso | LB | 6-3 | 239 | 8/14/90 | 6 | Oregon '12 | Los Gatos, Calif. | T, '16 (Phi.) |
| 50 | Andre Branch | DE | 6-5 | 265 | 7/14/89 | 7 | Clemson '12 | Richmond, Va. | UFA, '16 (Jax.) |
| 52 | Raekwon McMillan | LB | 6-2 | 248 | 11/17/95 | 2 | Ohio State '17 | Hinesville, Ga. | D2, '17 |
| 55 | Jerome Baker | LB | 6-2 | 215 | 12/25/96 | R | Ohio State '18 | Cleveland, Ohio | D3, '18 |
| 56 | Davon Godchaux | DT | 6-3 | 315 | 11/11/94 | 2 | LSU '17 | Plaquemine, La. | D5b, '17 |
| 62 | Ted Larsen | C/G | 6-3 | 323 | 6/13/87 | 9 | NC State '10 | Palm Harbor, Fla. | UFA, '17 (Chi.) |
| 64 | Jake Brendel | C | 6-4 | 299 | 9/10/92 | 3 | UCLA '16 | Plano, Texas | FA, '16 |
| 66 | Travis Swanson | C | 6-5 | 304 | 1/30/91 | 5 | Arkansas '14 | Houston, Texas | FA, '18 |
| 68 | Isaac Asiata | G | 6-3 | 345 | 12/29/92 | 2 | Utah '17 | Spanish Fork, Utah | D5a, '17 |
| 70 | Ja'Wuan James | T | 6-6 | 312 | 6/3/92 | 5 | Tennessee '14 | Suwanee, Ga. | D1, '14 |
| 73 | Wesley Johnson | C | 6-5 | 309 | 1/9/91 | 5 | Vanderbilt '14 | Nashville, Tenn. | FA, '18 |
| 74 | Zach Sterup | T | 6-9 | 327 | 5/14/92 | 2 | Nebraska '15 | Hastings, Neb. | FA, '17 |
| 76 | Jonathan Woodard | DE | 6-6 | 271 | 9/19/93 | 1 | Central Arkansas '16 | Brentwood, Tenn. | FA, '17 |
| 77 | Jesse Davis | G/T | 6-6 | 325 | 9/15/91 | 2 | Idaho '16 | Asotin, Wash. | FA, '17 |
| 78 | Laremy Tunsil | T | 6-5 | 318 | 8/2/94 | 3 | Mississippi '16 | Lake City, Fla. | D1, '16 |
| 79 | Sam Young | T | 6-8 | 302 | 6/24/87 | 9 | Notre Dame '10 | Coral Springs, Fla. | UFA, '16 (Jax.) |
| 80 | Danny Amendola | WR | 5-11 | 190 | 11/21/85 | 10 | Texas Tech '08 | The Woodlands, Texas | UFA, '18 (NE) |
| 81 | Durham Smythe | TE | 6-6 | 248 | 8/9/95 | R | Notre Dame '17 | Belton, Texas | D4a, '18 |
| 83 | Nick O'Leary | TE | 6-3 | 252 | 8/31/92 | 3 | Florida State '15 | Palm Beach, Fla. | FA, '18 |
| 84 | Isiahiah Ford | WR | 6-2 | 189 | 2/9/96 | 2 | Virginia Tech '17 | Jacksonville, Fla. | D7, '17 |
| 85 | A.J. Derby | TE | 6-5 | 240 | 9/20/91 | 4 | Arkansas '15 | Iowa City, Iowa | Wai, '17 |
| 86 | Mike Gesicki | TE | 6-6 | 245 | 10/3/95 | R | Penn State '18 | Manahawkin, N.J. | D2, '18 |
| 88 | Leonte Carroo | WR | 6-1 | 215 | 1/24/94 | 3 | Rutgers '16 | Edison, N.J. | D3b, '16 |
| 90 | Charles Harris | DE | 6-3 | 250 | 3/6/95 | 2 | Missouri '17 | Kansas City, Mo. | D1, '17 |
| 91 | Cameron Wake | DE | 6-3 | 263 | 1/30/82 | 10 | Penn State '05 | Hyattsville, Md. | FA, '09 |
| 92 | John Denney | LS | 6-5 | 242 | 12/13/78 | 14 | Brigham Young '05 | Thornton, Colo. | FA, '05 |
| 93 | Akeem Spence | DT | 6-1 | 307 | 11/29/91 | 6 | Illinois '13 | Fort Walton Beach, Fla. | T, '18 (Det.) |
| 94 | Robert Quinn | DE | 6-4 | 257 | 5/18/90 | 8 | North Carolina '11 | Ladson, S.C. | T, '18 (LAR) |
| 97 | William Hayes | DE | 6-3 | 265 | 5/2/85 | 11 | Winston-Salem St. '08 | High Point, N.C. | T, '17 (LAR) |
| 98 | Vincent Taylor | DT | 6-3 | 306 | 1/5/94 | 2 | Oklahoma State '17 | New Orleans, La. | D6, '17 |
| RESERVE/INJURED | | | | | | | | | |
| 4 | Luke Falk | QB | 6-4 | 215 | 12/28/94 | R | Washington State '18 | Logan, Utah | Wai, '18 (Ten.) |
| 15 | Albert Wilson | WR | 5-9 | 186 | 7/12/92 | 5 | Georgia State '14 | Fort Pierce, Fla. | UFA, '18 (KC) |
| 19 | Jakeem Grant | WR | 5-7 | 169 | 10/30/92 | 3 | Texas Tech '16 | Dallas, Texas | D6a, '16 |
| 23 | Cordrea Tankersley | CB | 6-1 | 200 | 11/19/93 | 2 | Clemson '17 | Beech Island, S.C. | D3, '17 |
| 48 | MarQueis Gray | TE | 6-4 | 263 | 11/7/89 | 6 | Minnesota '13 | Indianapolis, Ind. | FA, '16 |
| 59 | Chase Allen | LB | 6-3 | 250 | 8/29/93 | 2 | Southern Illinois '17 | Belleville, Ill. | FA, '17 |
| 67 | Daniel Kilgore | C | 6-3 | 291 | 12/18/87 | 8 | Appalachian State '08 | Kingsport, Tenn. | T, '18 (SF) |
| 71 | Josh Sitton | G | 6-3 | 320 | 6/16/86 | 11 | UCF '08 | Pensacola, Fla. | UFA, '18 (Chi.) |
| 95 | William Hayes | DE | 6-3 | 265 | 5/2/85 | 11 | Winston-Salem St. '08 | High Point, N.C. | T, '17 (LAR) |
| 96 | Vincent Taylor | DT | 6-3 | 306 | 1/5/94 | 2 | Oklahoma State '17 | New Orleans, La. | D6, '17 |
| PRACTICE SQUAD | | | | | | | | | |
| 1 | Jalen Davis | CB | 5-10 | 185 | 2/2/96 | R | Utah State '18 | La Mesa, Calif. | FA, '18 |
| 18 | Malcolm Lewis | WR | 5-10 | 200 | 10/27/93 | 1 | Miami (FL) '17 | Miami, Fla. | FA, '17 |
| 26 | Maurice Smith | S | 6-0 | 194 | 6/14/95 | 2 | Georgia '17 | Missouri City, Texas | FA, '17 |
| 30 | Chris Lammons | S | 5-10 | 190 | 1/31/96 | R | South Carolina '18 | Lauderhill, Fla. | FA, '18 |
| 51 | Quentin Poling | LB | 6-1 | 235 | 8/17/94 | R | Ohio '18 | Gomer, Ohio | D7a, '18 |
| 58 | DeShawn Williams | DT | 6-1 | 292 | 12/29/92 | 2 | Clemson '15 | Central, S.C. | FA, '18 |
| 61 | Connor Hilland | C | 6-4 | 298 | 6/18/95 | R | William & Mary '18 | Stafford, Va. | FA, '18 |
| 65 | Jamiyus Pittman | DT | 6-2 | 319 | 10/23/94 | R | Central Florida '18 | Moultrie, Ga. | FA, '18 |
| 72 | Jeremiah Valoaga | DE | 6-6 | 275 | 11/15/94 | 2 | UNLV '17 | Oxnard, Calif. | FA, '18 |
| 82 | Francis Owusu | WR | 6-3 | 223 | 12/27/94 | 1 | Stanford '17 | Oxnard, Calif. | FA, '17 |
| PRACTICE SQUAD/INJURED | | | | | | | | | |
| 69 | Garrison Smith | DT | 6-1 | 295 | 10/9/91 | 3 | Georgia '14 | Atlanta, Ga. | FA, '18 |
| | Travis Rudolph | WR | 6-0 | 187 | 9/15/95 | 2 | Florida State '17 | West Palm Beach, Fla. | FA, '18 |



2018 MIAMI DOLPHINS ALPHABETICAL ROSTER

*as of Dec. 3, 2018

| NO. | NAME | POS. | HT. | WT. | BIRTHDATE | EXP. | COLLEGE | HOMETOWN | HOW ACQ. |
|-----|---------------------|------|------|-----|-----------|------|----------------------|-------------------------|------------------|
| 35 | Aikens, Walt | CB/S | 6-1 | 208 | 6/19/91 | 5 | Liberty '14 | Charlotte, N.C. | D4, '14 |
| 47 | Alonso, Kiko | LB | 6-3 | 239 | 8/14/90 | 6 | Oregon '13 | Los Gatos, Calif. | T, '16 (Phi.) |
| 40 | Amendola, Danny | WR | 5-11 | 190 | 11/2/85 | 10 | Texas Tech '08 | The Woodlands, Texas | UFA, '18 (NE) |
| 44 | Anthony, Stephone | LB | 6-3 | 245 | 7/28/92 | 4 | Clemson '15 | Polkton, N.C. | T, '17 (NO) |
| 31 | Armstrong, Cornell | CB | 6-0 | 185 | 9/22/95 | R | Southern Miss '18 | Bassfield, Miss. | D6, '18 |
| 68 | Asiata, Isaac | G | 6-3 | 345 | 12/29/92 | 2 | Utah '17 | Spanish Fork, Utah | D5a, '17 |
| 55 | Baker, Jerome | LB | 6-2 | 215 | 12/25/96 | R | Ohio State '18 | Cleveland, Ohio | D3, '18 |
| 27 | Ballage, Kalen | RB | 6-2 | 237 | 12/22/95 | R | Arizona State '18 | Denver, Colo. | D4b, '18 |
| 38 | Bolden, Brandon | RB | 5-11 | 220 | 1/26/90 | 7 | Mississippi '12 | Baton Rouge, La. | FA, '18 |
| 50 | Branch, Andre | DE | 6-5 | 263 | 7/14/89 | 7 | Clemson '12 | Richmond, Va. | UFA, '16 (Jax.) |
| 64 | Brendel, Jake | C | 6-4 | 299 | 9/10/92 | 3 | UCLA '16 | Plano, Texas | FA, '16 |
| 14 | Butler, Brice | WR | 6-3 | 220 | 1/29/90 | 6 | San Diego State '13 | Norcross, Ga. | FA, '18 |
| 88 | Carroo, Leonte | WR | 6-1 | 215 | 1/24/94 | 3 | Rutgers '16 | Edison, N.J. | D3b, '16 |
| 77 | Davis, Jesse | G/T | 6-6 | 325 | 9/15/91 | 2 | Idaho '16 | Asotin, Wash. | FA, '17 |
| 92 | Denney, John | LS | 6-5 | 242 | 12/13/78 | 14 | Brigham Young '05 | Thornton, Colo. | FA, '05 |
| 85 | Derby, A.J. | TE | 6-5 | 240 | 9/20/91 | 4 | Arkansas '15 | Iowa City, Iowa | Wai., '17 (Den.) |
| 32 | Drake, Kenyan | RB | 6-1 | 211 | 1/26/94 | 3 | Alabama '16 | Marietta, Ga. | D3a, '16 |
| 9 | Fales, David | QB | 6-2 | 213 | 10/4/90 | 4 | San Jose State '14 | Salinas, Calif. | FA, '17 |
| 29 | Fitzpatrick, Minkah | S | 6-1 | 202 | 11/17/96 | R | Alabama '18 | Old Bridge, N.J. | D1, '18 |
| 84 | Ford, Isaiah | WR | 6-2 | 189 | 2/9/96 | 2 | Virginia Tech '17 | Jacksonville, Fla. | D7, '17 |
| 86 | Gesicki, Mike | TE | 6-6 | 245 | 10/3/95 | R | Penn State '18 | Manahawkin, N.J. | D2, '18 |
| 56 | Godchaux, Davon | DT | 6-3 | 315 | 11/11/94 | 2 | LSU '17 | Plaquemine, La. | D5b, '17 |
| 21 | Gore, Frank | RB | 5-9 | 212 | 5/14/83 | 14 | Miami (FL) '05 | Coral Gables, Fla. | UFA, '18 (Ind.) |
| 2 | Haack, Matt | P | 6-0 | 202 | 7/25/93 | 2 | Arizona State '17 | West Des Moines, Iowa | FA, '17 |
| 90 | Harris, Charles | DE | 6-3 | 250 | 3/6/95 | 2 | Missouri '17 | Kansas City, Mo. | D1, '17 |
| 97 | Hood, Ziggy | DT | 6-3 | 305 | 2/16/87 | 10 | Missouri '09 | Amarillo, Texas | FA, '18 |
| 25 | Howard, Xavier | CB | 6-1 | 192 | 7/14/93 | 3 | Baylor '16 | Houston, Texas | D2, '16 |
| 45 | Hull, Mike | LB | 6-0 | 235 | 5/25/91 | 3 | Penn State '15 | Conoensburg, Pa. | FA, '15 |
| 70 | James, Ja'Wuan | T | 6-6 | 312 | 6/3/92 | 5 | Tennessee '14 | Suwanee, Ga. | D1, '14 |
| 73 | Johnson, Wesley | C | 6-5 | 309 | 1/9/91 | 5 | Vanderbilt '14 | Nashville, Tenn. | FA, '18 |
| 20 | Jones, Reshad | S | 6-1 | 215 | 2/25/88 | 9 | Georgia '10 | Atlanta, Ga. | D5b, '10 |
| 62 | Larsen, Ted | C/G | 6-3 | 323 | 6/13/87 | 9 | NC State '10 | Palm Harbor, Fla. | UFA, '17 (Chi.) |
| 28 | McCain, Bobby | CB | 5-11 | 192 | 8/18/93 | 4 | Memphis '15 | Oxford, Ala. | D5a, '15 |
| 22 | McDonald, T.J. | S | 6-2 | 223 | 1/26/91 | 6 | USC '13 | Fresno, Calif. | UFA, '17 (LAR) |
| 52 | McMillan, Raekwon | LB | 6-2 | 248 | 11/17/95 | 2 | Ohio State '17 | Hinesville, Ga. | D2, '17 |
| 24 | McTyer, Torry | CB | 5-11 | 188 | 4/10/95 | 2 | UNLV '17 | Los Angeles, Calif. | FA, '17 |
| 83 | O'Leary, Nick | TE | 6-3 | 252 | 8/31/92 | 3 | Florida State '15 | Palm Beach, Fla. | FA, '18 |
| 8 | Osweller, Brock | QB | 6-7 | 240 | 11/22/90 | 7 | Arizona State '12 | Kalispell, Mont. | UFA, '18 (Den.) |
| 11 | Parker, DeVante | WR | 6-3 | 216 | 1/20/93 | 4 | Louisville '15 | Louisville, Ky. | D1, '15 |
| 34 | Perry, Seniorise | RB | 6-0 | 210 | 9/19/91 | 4 | Louisville '14 | Summerville, Ga. | FA, '16 |
| 94 | Quinn, Robert | DE | 6-4 | 257 | 5/18/90 | 8 | North Carolina '11 | Ladson, S.C. | T, '18 (LAR) |
| 7 | Sanders, Jason | K | 5-11 | 186 | 11/16/95 | R | New Mexico '18 | Orange, Calif. | D7b, '18 |
| 81 | Smythe, Durham | TE | 6-6 | 248 | 8/9/95 | R | Notre Dame '18 | Belton, Texas | D4a, '18 |
| 93 | Spence, Akeem | DT | 6-1 | 307 | 11/29/91 | 6 | Illinois '13 | Fort Walton Beach, Fla. | T, '18 (Det.) |
| 74 | Sterup, Zach | T | 6-9 | 327 | 5/14/92 | 2 | Nebraska '15 | Hastings, Neb. | FA, '17 |
| 10 | Stills, Kenny | WR | 6-1 | 202 | 4/22/92 | 6 | Oklahoma '13 | San Diego, Calif. | T, '15 (N.O.) |
| 66 | Swanson, Travis | C | 6-5 | 304 | 1/30/91 | 5 | Arkansas '14 | Houston, Texas | FA, '18 |
| 17 | Tannehill, Ryan | QB | 6-4 | 207 | 8/2/88 | 7 | Texas A&M '12 | Big Spring, Texas | D1, '12 |
| 78 | Tunsil, Laremy | T | 6-5 | 318 | 8/2/94 | 3 | Mississippi '16 | Lake City, Fla. | D1, '16 |
| 91 | Wake, Cameron | DE | 6-3 | 263 | 1/30/82 | 10 | Penn State '05 | Jefferson City, Mo. | FA, '09 |
| 98 | Williams, Sylvester | DT | 6-2 | 328 | 11/21/88 | 6 | North Carolina '13 | Jefferson City, Mo. | FA, '18 |
| 76 | Woodard, Jonathan | DE | 6-6 | 271 | 9/19/93 | 1 | Central Arkansas '16 | Brentwood, Tenn. | FA, '17 |
| 79 | Young, Sam | T | 6-8 | 302 | 6/24/87 | 9 | Notre Dame '10 | Coral Springs, Fla. | UFA, '16 (Jax.) |

RESERVE/INJURED

| | | | | | | | | | |
|----|---------------------|----|-----|-----|----------|----|-----------------------|--------------------|------------------|
| 59 | Allen, Chase | LB | 6-3 | 250 | 8/29/93 | 2 | Southern Illinois '17 | Belleville, Ill. | FA, '17 |
| 4 | Falk, Luke | QB | 6-4 | 215 | 12/28/94 | R | Washington State '18 | Logan, Utah | Wai., '18 (Ten.) |
| 19 | Grant, Jakeem | WR | 5-7 | 169 | 10/30/92 | 3 | Texas Tech '16 | Dallas, Texas | D6a, '16 |
| 48 | Gray, MarQueis | TE | 6-4 | 260 | 11/7/89 | 6 | Minnesota '13 | Indianapolis, Ind. | FA, '16 |
| 95 | Hayes, William | DE | 6-3 | 265 | 5/2/85 | 11 | Winston-Salem St. '08 | High Point, N.C. | T, '17 (LAR) |
| 67 | Kilgore, Daniel | C | 6-3 | 291 | 12/18/87 | 8 | Appalachian State '08 | Kingsport, Tenn. | T, '18 (SF) |
| 71 | Sitton, Josh | G | 6-3 | 320 | 6/16/86 | 11 | UCF '08 | Pensacola, Fla. | UFA, '18 (Chi.) |
| 23 | Tankersley, Cordrea | CB | 6-1 | 200 | 11/19/93 | 2 | Clemson '17 | Beech Island, S.C. | D3, '17 |
| 96 | Taylor, Vincent | DT | 6-3 | 306 | 1/5/94 | 2 | Oklahoma State '17 | New Orleans, La. | D6, '17 |
| 15 | Wilson, Albert | WR | 5-9 | 186 | 7/12/92 | 5 | Georgia State '14 | Fort Pierce, Fla. | UFA, '18 (KC) |

PRACTICE SQUAD

| | | | | | | | | | |
|----|-------------------|----|------|-----|----------|---|---------------------|----------------------|----------|
| 1 | Davis, Jalen | CB | 5-10 | 185 | 2/2/96 | R | Utah State '18 | La Mesa, Calif. | FA, '18 |
| 61 | Hilland, Connor | C | 6-4 | 298 | 6/18/95 | R | William & Mary '18 | Stafford, Va. | FA, '18 |
| 30 | Lammons, Chris | S | 5-10 | 190 | 1/31/96 | R | South Carolina '18 | Lauderhill, Fla. | FA, '18 |
| 18 | Lewis, Malcolm | WR | 5-10 | 200 | 10/27/93 | 1 | Miami (FL) '17 | Miami, Fla. | FA, '17 |
| 82 | Owusu, Francis | WR | 6-3 | 223 | 12/27/94 | 1 | Stanford '17 | Oxnard, Calif. | FA, '17 |
| 65 | Pittman, Jamiyus | DT | 6-2 | 319 | 10/23/94 | R | Central Florida '18 | Moultrie, Ga. | FA, '18 |
| 51 | Poling, Quentin | LB | 6-1 | 235 | 8/17/94 | R | Ohio '18 | Gomer, Ohio | D7a, '18 |
| 26 | Smith, Maurice | S | 6-0 | 194 | 6/14/95 | 2 | Georgia '17 | Missouri City, Texas | FA, '17 |
| 72 | Valoaga, Jeremiah | DE | 6-6 | 275 | 11/15/94 | 2 | UNLV '17 | Oxnard, Calif. | FA, '18 |
| 58 | Williams, DeShawn | DT | 6-1 | 292 | 12/29/92 | 2 | Clemson '15 | Central, S.C. | FA, '18 |

PRACTICE SQUAD/INJURED

| | | | | | | | | | |
|----|-----------------|----|-----|-----|---------|---|-------------------|-----------------------|---------|
| | Rudolph, Travis | WR | 6-0 | 187 | 9/15/95 | 2 | Florida State '17 | West Palm Beach, Fla. | FA, '18 |
| 69 | Smith, Garrison | DT | 6-1 | 295 | 10/9/91 | 3 | Georgia '14 | Atlanta, Ga. | FA, '18 |



2018 MIAMI DOLPHINS POSITIONAL ROSTER

*as of Dec. 3, 2018

OFFENSE (28)

QUARTERBACKS (3)

| NO | NAME | POS | HT | WT | EXP | COLLEGE |
|----|------------------|-----|-----|-----|-----|--------------------|
| 8 | Oswieiler, Brock | QB | 6-7 | 240 | 7 | Arizona State '12 |
| 9 | Fales, David | QB | 6-2 | 213 | 4 | San Jose State '14 |
| 17 | Tannehill, Ryan | QB | 6-4 | 207 | 7 | Texas A&M '12 |

RUNNING BACKS (5)

| NO | NAME | POS | HT | WT | EXP | COLLEGE |
|----|-----------------|-----|------|-----|-----|-------------------|
| 21 | Gore, Frank | RB | 5-9 | 212 | 14 | Miami (FL) '05 |
| 27 | Ballage, Kalen | RB | 6-2 | 237 | R | Arizona State '18 |
| 32 | Drake, Kenyan | RB | 6-1 | 211 | 3 | Alabama '16 |
| 34 | Perry, Senorise | RB | 6-0 | 210 | 4 | Louisville '14 |
| 38 | Bolden, Brandon | RB | 5-11 | 220 | 7 | Mississippi '12 |

WIDE RECEIVERS (6)

| NO | NAME | POS | HT | WT | EXP | COLLEGE |
|----|-----------------|-----|------|-----|-----|---------------------|
| 10 | Stills, Kenny | WR | 6-1 | 202 | 6 | Oklahoma '13 |
| 11 | Parker, DeVante | WR | 6-3 | 216 | 4 | Louisville '15 |
| 14 | Butler, Brice | WR | 6-3 | 220 | 6 | San Diego State '13 |
| 80 | Amendola, Danny | WR | 5-11 | 190 | 10 | Texas Tech '08 |
| 84 | Ford, Isaiah | WR | 6-2 | 189 | 2 | Virginia Tech '17 |
| 88 | Carroo, Leonte | WR | 6-1 | 215 | 3 | Rutgers '16 |

TIGHT ENDS (4)

| NO | NAME | POS | HT | WT | EXP | COLLEGE |
|----|----------------|-----|-----|-----|-----|-------------------|
| 81 | Smythe, Durham | TE | 6-6 | 248 | R | Notre Dame '18 |
| 83 | O'Leary, Nick | TE | 6-3 | 252 | 3 | Florida State '15 |
| 85 | Derby, A.J. | TE | 6-5 | 240 | 4 | Arkansas '15 |
| 86 | Gesicki, Mike | TE | 6-6 | 245 | R | Penn State '18 |

OFFENSIVE LINEMEN (10)

| NO | NAME | POS | HT | WT | EXP | COLLEGE |
|----|-----------------|-----|-----|-----|-----|-----------------|
| 62 | Larsen, Ted | C/G | 6-3 | 323 | 9 | NC State '10 |
| 64 | Brendel, Jake | C | 6-4 | 299 | 3 | UCLA '16 |
| 66 | Swanson, Travis | C | 6-5 | 304 | 5 | Arkansas '14 |
| 68 | Asiata, Isaac | G | 6-3 | 345 | 2 | Utah '17 |
| 70 | James, Ja'Wuan | T | 6-6 | 312 | 5 | Tennessee '14 |
| 73 | Johnson, Wesley | C | 6-5 | 309 | 5 | Vanderbilt '14 |
| 74 | Sterup, Zach | T | 6-9 | 327 | 2 | Nebraska '15 |
| 77 | Davis, Jesse | G/T | 6-6 | 325 | 2 | Idaho '16 |
| 78 | Tunsil, Laremy | T | 6-5 | 318 | 3 | Mississippi '16 |
| 79 | Young, Sam | T | 6-8 | 302 | 9 | Notre Dame '10 |

PRACTICE SQUAD (10)

| NO | NAME | POS | HT | WT | EXP | COLLEGE |
|----|-------------------|-----|------|-----|-----|---------------------|
| 1 | Davis, Jalen | CB | 5-10 | 185 | R | Utah State '18 |
| 18 | Lewis, Malcolm | WR | 5-10 | 200 | 1 | Miami (FL) '17 |
| 26 | Smith, Maurice | S | 6-0 | 194 | 2 | Georgia '17 |
| 30 | Lammons, Chris | S | 5-10 | 190 | R | South Carolina '18 |
| 51 | Poling, Quentin | LB | 6-1 | 235 | R | Ohio '18 |
| 58 | Williams, DeShawn | DT | 6-1 | 292 | 2 | Clemson '15 |
| 61 | Hilland, Connor | C | 6-4 | 298 | R | William & Mary '18 |
| 65 | Pittman, Jamijus | DT | 6-2 | 319 | R | Central Florida '18 |
| 72 | Valoaga, Jeremiah | DE | 6-6 | 275 | 2 | UNLV '17 |
| 82 | Owusu, Francis | WR | 6-3 | 223 | 1 | Stanford '17 |

PRACTICE SQUAD/INJURED (2)

| NO | NAME | POS | HT | WT | EXP | COLLEGE |
|----|-----------------|-----|-----|-----|-----|-------------------|
| 69 | Smith, Garrison | DT | 6-1 | 295 | 3 | Georgia '14 |
| | Rudolph, Travis | WR | 6-0 | 187 | 2 | Florida State '17 |

DEFENSE (22)

DEFENSIVE LINEMEN (9)

| NO | NAME | POS | HT | WT | EXP | COLLEGE |
|----|---------------------|-----|-----|-----|-----|----------------------|
| 50 | Branch, Andre | DE | 6-5 | 263 | 7 | Clemson '12 |
| 56 | Godchaux, Davon | DT | 6-3 | 315 | 2 | LSU '17 |
| 76 | Woodard, Jonathan | DE | 6-6 | 271 | 1 | Central Arkansas '16 |
| 90 | Harris, Charles | DE | 6-3 | 250 | 2 | Missouri '17 |
| 91 | Wake, Cameron | DE | 6-3 | 263 | 10 | Penn State '05 |
| 93 | Spence, Akeem | DT | 6-1 | 307 | 6 | Illinois '13 |
| 94 | Quinn, Robert | DE | 6-4 | 257 | 8 | North Carolina '11 |
| 97 | Hood, Ziggy | DT | 6-3 | 305 | 10 | Missouri '09 |
| 98 | Williams, Sylvester | DT | 6-2 | 328 | 6 | North Carolina '13 |

LINEBACKERS (5)

| NO | NAME | POS | HT | WT | EXP | COLLEGE |
|----|-------------------|-----|-----|-----|-----|----------------|
| 44 | Anthony, Stephone | LB | 6-3 | 245 | 4 | Clemson '12 |
| 45 | Hull, Mike | LB | 6-0 | 235 | 3 | Penn State '15 |
| 47 | Alonso, Kiko | LB | 6-3 | 239 | 6 | Oregon '13 |
| 52 | McMillan, Raekwon | LB | 6-2 | 248 | 2 | Ohio State '17 |
| 55 | Baker, Jerome | LB | 6-2 | 215 | R | Ohio State '18 |

DEFENSIVE BACKS (8)

| NO | NAME | POS | HT | WT | EXP | COLLEGE |
|----|---------------------|------|------|-----|-----|-------------------|
| 20 | Jones, Reshad | S | 6-1 | 215 | 9 | Georgia '10 |
| 22 | McDonald, T.J. | S | 6-2 | 223 | 6 | USC '13 |
| 24 | McTyer, Torry | CB | 5-11 | 188 | 2 | UNLV '17 |
| 25 | Howard, Xavien | CB | 6-1 | 192 | 3 | Baylor '16 |
| 28 | McCain, Bobby | CB | 5-11 | 192 | 4 | Memphis '15 |
| 29 | Fitzpatrick, Minkah | S | 6-1 | 202 | R | Alabama '18 |
| 31 | Armstrong, Cornell | CB | 6-0 | 185 | R | Southern Miss '18 |
| 35 | Aikens, Walt | CB/S | 6-1 | 208 | 5 | Liberty '14 |

SPECIALISTS (3)

| NO | NAME | POS | HT | WT | EXP | COLLEGE |
|----|----------------|-----|------|-----|-----|-------------------|
| 2 | Haack, Matt | P | 6-0 | 202 | 2 | Arizona State '17 |
| 7 | Sanders, Jason | K | 5-11 | 186 | R | New Mexico '18 |
| 92 | Denney, John | LS | 6-5 | 242 | 14 | Brigham Young '05 |

RESERVE/INJURED (10)

| NO | NAME | POS | HT | WT | EXP | COLLEGE |
|----|---------------------|-----|-----|-----|-----|-----------------------|
| 4 | Falk, Luke | QB | 6-4 | 215 | R | Washington St. '18 |
| 15 | Wilson, Albert | WR | 5-9 | 186 | 5 | Georgia State '14 |
| 19 | Grant, Jakeem | WR | 5-7 | 169 | 3 | Texas Tech '16 |
| 23 | Tankersley, Cordrea | CB | 6-1 | 200 | 2 | Clemson '17 |
| 48 | Gray, MarQueis | TE | 6-4 | 263 | 6 | Minnesota '13 |
| 59 | Allen, Chase | LB | 6-3 | 250 | 2 | Southern Illinois '17 |
| 67 | Kilgore, Daniel | C | 6-3 | 291 | 8 | Appalachian St. '08 |
| 71 | Sitton, Josh | G | 6-3 | 320 | 11 | UCF '08 |
| 95 | Hayes, William | DE | 6-3 | 265 | 11 | Winston-Salem St. '08 |
| 96 | Taylor, Vincent | DT | 6-3 | 306 | 2 | Oklahoma State '17 |



2018 MIAMI DOLPHINS – HOW THEY WERE ACQUIRED *as of Dec. 3, 2018

| | DRAFT (21) | TRADES (5) | WAIVERS (1) | FREE AGENTS (26) |
|------|--|---|----------------------|---|
| 2005 | | | | LS John Denney |
| 2009 | | | | DE Cameron Wake |
| 2010 | S Reshad Jones (5b) | | | |
| 2012 | QB Ryan Tannehill (1) | | | |
| 2014 | T Ja'Wuan James (1) CB/S Walt Aikens (4) | | | |
| 2015 | WR DeVante Parker (1) CB Bobby McCain (5a) | WR Kenny Stills (N.O.) | | LB Mike Hull |
| 2016 | T Laremy Tunsil (1) CB Xavien Howard (2) RB Kenyan Drake (3a) WR Leonte Carroo (3b) | LB Kiko Alonso (Phi.) | | DE Andre Branch (Jax.) C Jake Brendel RB Senorise Perry T Sam Young (Jax.) |
| 2017 | DE Charles Harris (1) LB Raekwon McMillan (2) G Isaac Asiata (5a) DT Davon Godchaux (5b) | LB Stephone Anthony (NO) | TE A.J. Derby (Den.) | G/T Jesse Davis QB David Fales WR Isaiah Ford P Matt Haack C/G Ted Larsen (Chi.) S T.J. McDonald (LAR) CB Torry McTyer T Zach Sterup DE Jonathan Woodard |
| 2018 | S Minkah Fitzpatrick (1) TE Mike Gesicki (2) LB Jerome Baker (3) TE Durham Smythe (4a) RB Kalen Ballage (4b) CB Cornell Armstrong (6) K Jason Sanders (7b) | DE Robert Quinn (LAR) DT Akeem Spence (Det.) | | WR Danny Amendola (NE) RB Brandon Bolden WR Brice Butler RB Frank Gore (Ind.) DT Ziggy Hood C Wesley Johnson TE Nick O'Leary QB Brock Osweiler (Den.) C Travis Swanson DT Sylvester Williams |



SUPPLEMENTAL STATS



2018 REGULAR SEASON STATISTICS

REGULAR SEASON RESULTS (6-6)

| DATE | OPPONENT | SCORE | W/L | ATTENDANCE |
|----------|-----------------|------------|-----|------------|
| Sept. 9 | TENNESSEE | 27-20 | W | 65,184 |
| Sept. 16 | at N.Y. Jets | 20-12 | W | 77,982 |
| Sept. 23 | OAKLAND | 28-20 | W | 65,667 |
| Sept. 30 | at New England | 7-38 | L | 65,878 |
| Oct. 7 | at Cincinnati | 17-27 | L | 52,708 |
| Oct. 14 | CHICAGO | 31-28 (OT) | W | 65,791 |
| Oct. 21 | DETROIT | 21-32 | L | 65,265 |
| Oct. 25 | at Houston | 23-42 | L | 71,726 |
| Nov. 4 | N.Y. JETS | 13-6 | W | 65,533 |
| Nov. 11 | at Green Bay | 12-31 | L | 78,076 |
| Nov. 25 | at Indianapolis | 24-27 | L | 57,069 |
| Dec. 2 | BUFFALO | 21-17 | W | 65,155 |
| Dec. 9 | NEW ENGLAND | | | |
| Dec. 16 | at Minnesota | | | |
| Dec. 23 | JACKSONVILLE | | | |
| Dec. 30 | at Buffalo | | | |

TEAM STATISTICS

| | DOLPHINS | OPPONENTS | | | | |
|--------------------------|----------------|----------------|-----------|-----------|-----------|--------------|
| TOTAL FIRST DOWNS | 192 | 258 | | | | |
| Rushing | 51 | 84 | | | | |
| Passing | 120 | 147 | | | | |
| Penalty | 21 | 27 | | | | |
| 3rd Down: Made/Att | 48/146 | 59/143 | | | | |
| 3rd Down Pct. | 32.9% | 41.3% | | | | |
| 4th Down: Made/Att | 7/10 | 5/13 | | | | |
| 4th Down Pct. | 70.0% | 38.5% | | | | |
| POSSESSION AVG. | 28:12 | 31:48 | | | | |
| TOTAL NET YARDS | 3625 | 4793 | | | | |
| Avg. Per Game | 302.1 | 399.4 | | | | |
| Total Plays | 676 | 764 | | | | |
| Avg. Per Play | 5.4 | 6.3 | | | | |
| NET YARDS RUSHING | 1232 | 1736 | | | | |
| Avg. Per Game | 102.7 | 144.7 | | | | |
| Total Rushes | 287 | 350 | | | | |
| NET YARDS PASSING | 2393 | 3057 | | | | |
| Avg. Per Game | 199.4 | 254.8 | | | | |
| Sacked/Yards Lost | 31/247 | 20/142 | | | | |
| Gross Yards | 2640 | 3199 | | | | |
| Attempts/Completions | 358/233 | 394/260 | | | | |
| Completion Pct. | 65.1% | 66.0% | | | | |
| Had Intercepted | 10 | 19 | | | | |
| PUNTS/AVERAGE | 64/45.5 | 41/42.9 | | | | |
| NET PUNTING AVG. | 40.7 | 36.3 | | | | |
| PENALTIES/YARDS | 79/718 | 83/660 | | | | |
| FUMBLES/BALL LOST | 10/7 | 15/6 | | | | |
| TOUCHDOWNS | 28 | 35 | | | | |
| Rushing | 4 | 9 | | | | |
| Passing | 21 | 23 | | | | |
| Returns | 3 | 3 | | | | |
| SCORE BY QUARTERS | Q1 | Q2 | Q3 | Q4 | OT | TOTAL |
| Dolphins | 38 | 77 | 42 | 84 | 3 | 244 |
| Opponents | 41 | 64 | 84 | 111 | 0 | 300 |



2018 REGULAR SEASON STATISTICS

RUSHING

| | NO. | YDS. | AVG. | LG | TD |
|------------------|------------|-------------|------------|------------|----------|
| F.Gore | 139 | 616 | 4.4 | 39 | 0 |
| K.Drake | 96 | 439 | 4.6 | 54t | 4 |
| R.Tannehill | 25 | 100 | 4.0 | 20 | 0 |
| B.Osweiler | 8 | 21 | 2.6 | 7 | 0 |
| A.Wilson | 8 | 16 | 2.0 | 5 | 0 |
| L.Carroo | 1 | 14 | 14.0 | 14 | 0 |
| K.Ballage | 8 | 11 | 1.4 | 8 | 0 |
| B.Bolden | 1 | 10 | 10.0 | 10 | 0 |
| J.Grant | 1 | 5 | 5.0 | 5 | 0 |
| DOLPHINS | 287 | 1232 | 4.3 | 54t | 4 |
| OPPONENTS | 350 | 1736 | 5.0 | 71 | 9 |

PASSING

| | ATT | CMP | YDS | CMP% | YDS/ATT | TD | TD% | INT | INT% | LONG | SACK | LOST | RATING |
|------------------|------------|------------|-------------|--------------|------------|-----------|-------------|-----------|-------------|------------|-----------|------------|-------------|
| R.Tannehill | 178 | 118 | 1313 | 66.3% | 7.4 | 13 | 7.3% | 6 | 3.4% | 75t | 15 | 123 | 98.4 |
| B.Osweiler | 178 | 113 | 1247 | 63.5% | 7.0 | 6 | 3.4% | 4 | 2.2% | 75t | 16 | 124 | 86.0 |
| A.Wilson | 1 | 1 | 52 | 100.0% | 52.0 | 1 | 100.0% | 0 | 0.0% | 52t | 0 | 0 | 158.3 |
| D.Amendola | 1 | 1 | 28 | 100.0% | 28.0 | 1 | 100.0% | 0 | 0.0% | 28t | 0 | 0 | 158.3 |
| DOLPHINS | 358 | 233 | 2640 | 65.1% | 7.4 | 21 | 5.9% | 10 | 2.8% | 75t | 31 | 247 | 95.0 |
| OPPONENTS | 394 | 260 | 3199 | 66.0% | 8.1 | 23 | 5.8% | 19 | 4.8% | 73t | 20 | 142 | 90.3 |

RECEIVING

| | NO. | YDS. | AVG. | LG | TD |
|------------------|------------|-------------|-------------|------------|-----------|
| D.Amendola | 48 | 469 | 9.8 | 39 | 1 |
| K.Drake | 40 | 311 | 7.8 | 33t | 4 |
| A.Wilson | 26 | 391 | 15.0 | 75t | 4 |
| K.Stills | 24 | 369 | 15.4 | 75t | 5 |
| D.Parker | 21 | 278 | 13.2 | 46 | 1 |
| J.Grant | 21 | 268 | 12.8 | 52t | 2 |
| M.Gesicki | 18 | 156 | 8.7 | 27 | 0 |
| F.Gore | 11 | 100 | 9.1 | 19 | 1 |
| N.O'Leary | 8 | 86 | 10.8 | 19 | 1 |
| K.Ballage | 5 | 18 | 3.6 | 9 | 0 |
| B.Butler | 4 | 25 | 6.3 | 14 | 0 |
| A.Derby | 3 | 48 | 16.0 | 19t | 1 |
| L.Carroo | 2 | 94 | 47.0 | 74t | 1 |
| D.Smythe | 2 | 27 | 13.5 | 21 | 0 |
| DOLPHINS | 233 | 2640 | 11.3 | 75t | 21 |
| OPPONENTS | 260 | 3199 | 12.3 | 73t | 23 |

INTERCEPTIONS

| | NO. | YDS. | AVG. | LG | TD |
|------------------|-----------|------------|-------------|-----------|----------|
| X.Howard | 7 | 52 | 7.4 | 39 | 0 |
| T.McDonald | 3 | 41 | 13.7 | 31 | 0 |
| K.Alonso | 3 | 30 | 10.0 | 15 | 0 |
| R.Jones | 2 | 80 | 40.0 | 54 | 0 |
| J.Baker | 1 | 25 | 25.0 | 25t | 1 |
| M.Fitzpatrick | 1 | 14 | 14.0 | 14 | 0 |
| W.Aikens | 1 | 0 | 0.0 | 0 | 0 |
| B.McCain | 1 | 0 | 0.0 | 0 | 0 |
| DOLPHINS | 19 | 242 | 12.7 | 54 | 1 |
| OPPONENTS | 10 | 138 | 13.8 | 35 | 1 |

PUNTING

| | NO. | YDS. | AVG. | NET | TB | IN 20 | LG | BLK |
|------------------|-----------|-------------|-------------|-------------|----------|-----------|-----------|----------|
| M.Haack | 64 | 2910 | 45.5 | 40.7 | 5 | 31 | 65 | 0 |
| DOLPHINS | 64 | 2910 | 45.5 | 40.7 | 5 | 31 | 65 | 0 |
| OPPONENTS | 41 | 1758 | 42.9 | 36.3 | 1 | 15 | 61 | 1 |



2018 REGULAR SEASON STATISTICS

PUNT RETURNS

| | RET. | FC | YDS. | AVG. | LG | TD |
|------------------|-----------|-----------|------------|-------------|------------|----------|
| J.Grant | 14 | 6 | 228 | 16.3 | 71t | 1 |
| D.Amendola | 2 | 5 | 14 | 7.0 | 12 | 0 |
| K.Stills | 2 | 1 | 6 | 3.0 | 6 | 0 |
| J.Baker | 1 | 0 | 0 | 0.0 | 0 | 0 |
| DOLPHINS | 19 | 12 | 248 | 13.1 | 71t | 1 |
| OPPONENTS | 24 | 23 | 206 | 8.6 | 26 | 0 |

KICKOFF RETURNS

| | NO. | YDS. | AVG. | LG | TD |
|------------------|-----------|------------|-------------|-------------|----------|
| J.Grant | 18 | 535 | 29.7 | 102t | 1 |
| S.Perry | 7 | 146 | 20.9 | 32 | 0 |
| D.Smythe | 1 | 0 | 0.0 | 0 | 0 |
| DOLPHINS | 26 | 681 | 26.2 | 102t | 1 |
| OPPONENTS | 9 | 241 | 26.8 | 94t | 1 |

FIELD GOALS

| | 1-19 | 20-29 | 30-39 | 40-49 | 50+ |
|------------------|------------|------------|------------|------------|------------|
| J. Sanders | 0/0 | 5/5 | 3/3 | 7/8 | 1/1 |
| DOLPHINS | 0/0 | 5/5 | 3/3 | 7/8 | 1/1 |
| OPPONENTS | 0/0 | 5/5 | 4/5 | 4/5 | 6/9 |

SCORING

| | TOTAL | TDR | TDP | TDRT | PAT | FG | 2-PT | PTS |
|------------------|-----------|----------|-----------|----------|--------------|--------------|----------|------------|
| J.Sanders | 0 | 0 | 0 | 0 | 26/27 | 16/17 | 0 | 74 |
| K.Drake | 8 | 4 | 4 | 0 | 0/0 | 0/0 | 0 | 48 |
| K.Stills | 5 | 0 | 5 | 0 | 0/0 | 0/0 | 1 | 32 |
| A.Wilson | 4 | 0 | 4 | 0 | 0/0 | 0/0 | 0 | 24 |
| J.Grant | 4 | 0 | 2 | 2 | 0/0 | 0/0 | 0 | 24 |
| L.Carroo | 1 | 0 | 1 | 0 | 0/0 | 0/0 | 0 | 6 |
| F.Gore | 1 | 0 | 1 | 0 | 0/0 | 0/0 | 0 | 6 |
| D.Amendola | 1 | 0 | 1 | 0 | 0/0 | 0/0 | 0 | 6 |
| D.Parker | 1 | 0 | 1 | 0 | 0/0 | 0/0 | 0 | 6 |
| A.Derby | 1 | 0 | 1 | 0 | 0/0 | 0/0 | 0 | 6 |
| N.O'Leary | 1 | 0 | 1 | 0 | 0/0 | 0/0 | 0 | 6 |
| J.Baker | 1 | 0 | 0 | 1 | 0/0 | 0/0 | 0 | 6 |
| DOLPHINS | 28 | 4 | 21 | 3 | 26/27 | 16/17 | 1 | 244 |
| OPPONENTS | 35 | 9 | 23 | 3 | 31/33 | 19/24 | 1 | 300 |

TWO-POINT CONVERSIONS

K. Stills 1.

DOLPHINS 1/1, OPPONENTS: 1/2

SACKS

C.Wake 4.5, R.Quinn 3.5, J.Baker 2.0, V.Taylor 2.0, W.Hayes 2.0, A.Spence 2.0, A.Branch 1.0, B.McCain 1.0, J.Woodard 1.0, J.Phillips 1.0

DOLPHINS 20.0, OPPONENTS: 31.0



2018 REGULAR SEASON STATISTICS

| DEFENSE | | | | | | | | | | | |
|--------------------|------|------|-----|-------|-----|-----|-----|-----|----|----|----|
| PLAYER | SOLO | ASST | TOT | SACKS | YDS | TFL | QBH | INT | PD | FF | FR |
| Kiko Alonso | 68 | 38 | 106 | 0.0 | 0 | 2 | 1 | 3 | 6 | 3 | 1 |
| Raekwon McMillan | 52 | 21 | 73 | 0.0 | 0 | 4 | 0 | 0 | 0 | 2 | 1 |
| T.J. McDonald | 51 | 20 | 71 | 0.0 | 0 | 1 | 0 | 3 | 5 | 0 | 1 |
| Minkah Fitzpatrick | 32 | 27 | 59 | 0.0 | 0 | 1 | 0 | 1 | 7 | 0 | 0 |
| Jerome Baker | 39 | 15 | 54 | 2.0 | 19 | 2 | 2 | 1 | 2 | 0 | 0 |
| Reshad Jones | 43 | 10 | 53 | 0.0 | 0 | 3 | 0 | 2 | 7 | 0 | 0 |
| Bobby McCain | 32 | 8 | 40 | 1.0 | 7 | 2 | 1 | 1 | 5 | 0 | 0 |
| Xavien Howard | 25 | 10 | 35 | 0.0 | 0 | 1 | 0 | 7 | 12 | 0 | 1 |
| Akeem Spence | 19 | 14 | 33 | 2.0 | 10 | 6 | 8 | 0 | 0 | 0 | 0 |
| Davon Godchaux | 19 | 13 | 32 | 0.0 | 0 | 3 | 2 | 0 | 0 | 0 | 0 |
| Robert Quinn | 20 | 10 | 30 | 3.5 | 27 | 6 | 9 | 0 | 0 | 2 | 0 |
| Cameron Wake | 15 | 12 | 27 | 4.5 | 38 | 4 | 11 | 0 | 0 | 1 | 0 |
| Vincent Taylor | 15 | 12 | 27 | 2.0 | 11 | 3 | 2 | 0 | 0 | 0 | 0 |
| Andre Branch | 12 | 6 | 18 | 1.0 | 8 | 4 | 3 | 0 | 1 | 1 | 0 |
| Torry McTyer | 11 | 6 | 17 | 0.0 | 0 | 0 | 0 | 0 | 1 | 0 | 0 |
| Charles Harris | 4 | 8 | 12 | 0.0 | 0 | 1 | 3 | 0 | 0 | 0 | 0 |
| Jonathan Woodard | 7 | 2 | 9 | 1.0 | 7 | 2 | 2 | 0 | 0 | 0 | 0 |
| Cameron Malveaux | 1 | 5 | 6 | 0.0 | 0 | 0 | 0 | 0 | 0 | 0 | 0 |
| Jordan Phillips | 3 | 2 | 5 | 1.0 | 5 | 1 | 3 | 0 | 1 | 0 | 0 |
| William Hayes | 4 | 0 | 4 | 2.0 | 10 | 3 | 2 | 0 | 0 | 0 | 0 |
| Cordrea Tankersley | 2 | 2 | 4 | 0.0 | 0 | 0 | 0 | 0 | 0 | 0 | 0 |
| Maurice Smith | 3 | 0 | 3 | 0.0 | 0 | 0 | 0 | 0 | 1 | 0 | 0 |
| Sylvester Williams | 3 | 0 | 3 | 0.0 | 0 | 0 | 0 | 0 | 0 | 0 | 0 |
| Ziggy Hood | 0 | 3 | 3 | 0.0 | 0 | 0 | 0 | 0 | 0 | 0 | 0 |
| Chase Allen | 0 | 3 | 3 | 0.0 | 0 | 0 | 0 | 0 | 0 | 0 | 0 |
| Cornell Armstrong | 2 | 0 | 2 | 0.0 | 0 | 0 | 0 | 0 | 0 | 0 | 0 |
| Jamiyus Pittman | 0 | 2 | 2 | 0.0 | 0 | 0 | 0 | 0 | 0 | 0 | 0 |
| Walt Aikens | 1 | 0 | 1 | 0.0 | 0 | 0 | 0 | 1 | 1 | 0 | 0 |
| Mike Hull | 1 | 0 | 1 | 0.0 | 0 | 0 | 0 | 0 | 0 | 0 | 0 |
| Stephone Anthony | 0 | 1 | 1 | 0.0 | 0 | 0 | 0 | 0 | 0 | 0 | 0 |

NOTE: Special teams and miscellaneous tackles not included above.

DEFENSIVE TOUCHDOWNS: Baker, 25-yard interception return vs. N.Y. Jets (11/4).

MISCELLANEOUS TACKLES: Stills 2, Amendola 1, Brendel 1, Drake 1, Gesicki 1, Grant 1, Larsen 1, O'Leary 1, Tannehill 1, Tunsil 1, Wilson 1, Young 1.

MISCELLANEOUS FUMBLE RECOVERIES: Derby 1.

SACKS:

Wake (4.5) – 1 vs. Oakland (9/23), 2 vs. N.Y. Jets (11/4), 0.5 at Green Bay (11/11), 1 at Indianapolis (11/25)
Quinn (3.5) – 1 at N.Y. Jets (9/16), 1.5 at Green Bay (11/11), 1 vs. Buffalo (12/2)
Baker (2.0) – 2 at Cincinnati (10/7)
Hayes (2.0) – 1 at N.Y. Jets (9/16), 1 vs. Oakland (9/23)
Taylor (2.0) – 1 vs. Oakland (9/23), 1 vs. Chicago (10/14)
Spence (2.0) – 2 vs. N.Y. Jets (11/4)
Phillips (1.0) – 1 at N.Y. Jets (9/16)
Woodard (1.0) – 1 vs. Chicago (10/14)
Branch (1.0) – 1 vs. Detroit (10/21)
McCain (1.0) – 1 vs. Buffalo (12/2)

INTERCEPTIONS:

Howard (7) – 1 at N.Y. Jets (9/16), 2 vs. Oakland (9/23), 2 at Indianapolis (11/25), 2 vs. Buffalo (12/2)
Alonso (3) – 1 vs. Tennessee (9/9), 1 at Cincinnati (10/7), 1 vs. N.Y. Jets (11/4)
McDonald (3) – 1 at N.Y. Jets (9/16), 1 vs. Chicago (10/14), 1 vs. N.Y. Jets (11/4)
Jones (2) – 2 vs. Tennessee (9/9)
McCain (1) – 1 at New England (9/30)
Fitzpatrick (1) – 1 at New England (9/30)
Baker (1) – 1 vs. N.Y. Jets (11/4)
Aikens (1) – 1 vs. N.Y. Jets (11/4)



2018 REGULAR SEASON STATISTICS

| SPECIAL TEAMS | | | | | | | | |
|----------------|------|------|-------|----|----|-----|------|------|
| | SOLO | ASST | TOTAL | FF | FR | BFG | BPAT | BPNT |
| W. Aikens | 5 | 2 | 7 | 0 | 0 | 0 | 0 | 0 |
| S. Anthony | 2 | 4 | 6 | 0 | 0 | 0 | 0 | 0 |
| S. Perry | 3 | 2 | 5 | 0 | 1 | 0 | 0 | 0 |
| J. Denney | 1 | 3 | 4 | 0 | 0 | 0 | 0 | 0 |
| B. Bolden | 2 | 1 | 3 | 0 | 0 | 0 | 0 | 1 |
| C. Armstrong | 2 | 0 | 2 | 0 | 0 | 0 | 0 | 0 |
| K. Ballage | 2 | 0 | 2 | 0 | 0 | 0 | 0 | 0 |
| M. Hull | 1 | 1 | 2 | 0 | 0 | 0 | 0 | 0 |
| A. Wilson | 1 | 1 | 2 | 0 | 0 | 0 | 0 | 0 |
| J. Baker | 0 | 2 | 2 | 0 | 0 | 0 | 0 | 0 |
| S. Anthony | 1 | 0 | 1 | 0 | 0 | 0 | 0 | 0 |
| A. Derby | 1 | 0 | 1 | 1 | 0 | 0 | 0 | 0 |
| M. Fitzpatrick | 1 | 0 | 1 | 0 | 0 | 0 | 0 | 0 |
| T. McDonald | 1 | 0 | 1 | 0 | 0 | 0 | 0 | 0 |
| T. McTyer | 1 | 0 | 1 | 0 | 0 | 0 | 0 | 0 |
| B. McCain | 0 | 1 | 1 | 0 | 0 | 0 | 0 | 0 |
| T. McEvoy | 0 | 1 | 1 | 0 | 0 | 0 | 0 | 0 |
| M. Spaight | 0 | 1 | 1 | 0 | 0 | 0 | 0 | 0 |
| C. Tankersley | 0 | 1 | 1 | 0 | 0 | 0 | 0 | 0 |
| V. Taylor | 0 | 0 | 0 | 0 | 0 | 1 | 0 | 0 |
| L. Carroo | 0 | 0 | 0 | 0 | 1 | 0 | 0 | 0 |

2018 STATISTICAL BESTS

DOLPHINS – INDIVIDUAL

RUSHING

| | | |
|--|-----|---|
| Attempts | 20 | Frank Gore vs. N.Y. Jets, 11/4 |
| Yards | 101 | Frank Gore vs. Chicago, 10/14 |
| Touchdowns | 1 | Kenyan Drake at N.Y. Jets, 9/16 Kenyan Drake vs. Detroit, 10/21 Kenyan Drake at Houston, 10/25 Kenyan Drake at Indianapolis, 11/25 |
| Yards by Quarterback | 44 | Ryan Tannehill at N.Y. Jets, 9/16 |
| Longest Run from Scrimmage | 54t | Kenyan Drake vs. Detroit, 10/21 |
| Longest Run from Scrimmage for TD | 54t | Kenyan Drake vs. Detroit, 10/21 |

PASSING

| | | |
|---|-------|--|
| Attempts | 44 | Brock Osweiler vs. Chicago, 10/14 |
| Completions | 28 | Brock Osweiler vs. Chicago, 10/14 |
| Yards | 380 | Brock Osweiler vs. Chicago, 10/14 |
| Touchdowns | 3 | Ryan Tannehill vs. Oakland, 9/23 Brock Osweiler vs. Chicago, 10/14 Ryan Tannehill vs. Buffalo, 12/2 |
| Completion Percentage (min. 20 att.) | 73.9 | Ryan Tannehill at N.Y. Jets, 9/16 Ryan Tannehill vs. Oakland, 9/23 |
| Interceptions | 2 | Ryan Tannehill vs. Tennessee, 9/9 Ryan Tannehill at Cincinnati, 10/7 Brock Osweiler vs. Chicago, 10/14 |
| Longest Completion | 75t | Ryan Tannehill vs. Tennessee, 9/9 Brock Osweiler vs. Chicago, 10/14 |
| Longest Completion for TD | 75t | Ryan Tannehill vs. Tennessee, 9/9 Brock Osweiler vs. Chicago, 10/14 |
| Passer Rating (min. 20 att.) | 155.3 | Ryan Tannehill vs. Oakland, 9/23 |

RECEIVING

| | | |
|--------------------------|-----|---|
| Receptions | 8 | Danny Amendola vs. Chicago, 10/14 |
| Yards | 155 | Albert Wilson vs. Chicago, 10/14 |
| Touchdowns | 2 | Kenny Stills vs. Tennessee, 9/9 Jakeem Grant vs. Oakland, 9/23 Albert Wilson vs. Chicago, 10/14 |
| Longest Reception | 75t | Kenny Stills vs. Tennessee, 9/9 Albert Wilson vs. Chicago, 10/14 |



2018 REGULAR SEASON STATISTICS

| | | |
|---|------|---|
| Longest Reception by Running Back | 33t | Kenyan Drake at Indianapolis, 11/25 |
| Yards by Running Back | 69 | Kenyan Drake at Cincinnati, 10/7 |
| TOTAL YARDS FROM SCRIMMAGE | 150 | Albert Wilson vs. Chicago, 10/14 |
| TACKLES | | |
| Total | 15 | Kiko Alonso vs. Oakland, 9/23 |
| Solo | 13 | Kiko Alonso at N.Y. Jets, 9/16 |
| INTERCEPTIONS | | |
| Total | 2 | Reshad Jones vs. Tennessee, 9/9 Xavien Howard vs. Oakland, 9/23 Xavien Howard at Indianapolis, 11/25 Xavien Howard vs. Buffalo, 12/2 |
| Longest Return | 54 | Reshad Jones vs. Tennessee, 9/9 |
| Longest Return for TD | 25 | Jerome Baker vs. N.Y. Jets, 9/16 |
| FUMBLES | | |
| Total Forced | 2 | Kiko Alonso at N.Y. Jets, 9/16 |
| Total Recovered | 1 | Raekwon McMillan at N.Y. Jets, 9/16 Kiko Alonso vs. Chicago, 10/14 Xavien Howard vs. Chicago, 10/14 T.J. McDonald at Indianapolis, 11/25 |
| SACKS | | |
| Total | 2.0 | Jerome Baker at Cincinnati, 10/7 Akeem Spence vs. N.Y. Jets, 11/4 Cameron Wake vs. N.Y. Jets, 11/4 |
| Yards Lost | 19 | Jerome Baker at Cincinnati, 10/7 |
| SPECIAL TEAMS | | |
| Field Goals Made | 4 | Jason Sanders at Green Bay, 11/11 |
| Field Goal Attempts | 4 | Jason Sanders at Green Bay, 11/11 |
| Longest Field Goal Made | 50 | Jason Sanders vs. Chicago, 10/14 |
| Longest Field Goal Attempt | 50 | Jason Sanders vs. Chicago, 10/14 |
| Punts | 9 | Matt Haack vs. N.Y. Jets, 11/4 |
| Longest Punt, yards | 65 | Matt Haack vs. Tennessee, 9/9 |
| Highest Gross Punting Average (min. 4 punts) | 53.8 | Matt Haack vs. Tennessee, 9/9 |
| Highest Net Punting Average (min. 4 punts) | 48.5 | Matt Haack at N.Y. Jets, 9/16 |
| Most Punt Returns | 3 | Jakeem Grant at N.Y. Jets, 9/16 Jakeem Grant at Cincinnati, 10/7 Jakeem Grant vs. N.Y. Jets, 11/4 |
| Most Punt Return Yards | 85 | Jakeem Grant at Cincinnati, 10/7 |
| Highest Punt Return Average (min. 3 returns) | 28.3 | Jakeem Grant at Cincinnati, 10/7 |
| Longest Punt Return | 71t | Jakeem Grant at Cincinnati, 10/7 |
| Most Kickoff Returns | 4 | Jakeem Grant vs. Oakland, 9/23 Jakeem Grant at Green Bay, 11/11 |
| Most Kickoff Return Yards | 125 | Jakeem Grant vs. Tennessee, 9/9 |
| Highest Kickoff Return Average (min. 3 returns) | 29.7 | Jakeem Grant at Cincinnati, 10/7 |
| Longest Kickoff Return | 102t | Jakeem Grant vs. Tennessee, 9/9 |
| OPPONENTS – INDIVIDUAL | | |
| RUSHING | | |
| Attempts | 25 | Sony Michel at New England, 9/30 |
| Yards | 158 | Kerryon Johnson vs. Detroit, 10/21 |
| Touchdowns | 2 | Aaron Jones at Green Bay, 11/11 |
| Yards by Quarterback | 135 | Josh Allen vs. Buffalo, 12/2 |
| Longest Run from Scrimmage | 71 | Kerryon Johnson vs. Detroit, 10/21 |
| Longest Run from Scrimmage for TD | 22 | James White at New England, 9/30 |



2018 REGULAR SEASON STATISTICS

PASSING

| | | |
|--------------------------------------|-------|-------------------------------------|
| Attempts | 41 | Sam Darnold at N.Y. Jets, 9/16 |
| Completions | 30 | Andrew Luck at Indianapolis, 11/25 |
| Yards | 345 | Derek Carr vs. Oakland, 9/23 |
| Touchdowns | 5 | Deshaun Watson at Houston, 10/25 |
| Completion Percentage (min. 20 att.) | 81.8 | Matthew Stafford vs. Detroit, 10/21 |
| Interceptions | 4 | Sam Darnold vs. N.Y. Jets, 11/4 |
| Longest Completion | 73t | Deshaun Watson at Houston, 10/25 |
| Longest Completion for TD | 73t | Deshaun Watson at Houston, 10/25 |
| Passer Rating (min. 20 att.) | 156.0 | Deshaun Watson at Houston, 10/25 |

RECEIVING

| | | |
|-----------------------------------|-----|--|
| Receptions | 8 | James White at New England, 9/30 |
| Yards | 173 | Jordy Nelson vs. Oakland, 9/23 |
| Touchdowns | 2 | Michael Roberts vs. Detroit, 10/21 DeAndre Hopkins at Houston, 10/25 Davante Adams at Green Bay, 11/11 Eric Ebron at Indianapolis, 11/25 Zay Jones vs. Buffalo, 12/2 |
| Longest Reception | 73t | Will Fuller at Houston, 10/25 |
| Longest Reception by Running Back | 38 | Patrick DiMarco vs. Buffalo, 12/2 |
| Yards by Running Back | 90 | Tarik Cohen vs. Chicago, 10/14 |

TOTAL YARDS FROM SCRIMMAGE

| | |
|-----|------------------------------------|
| 179 | Kerryon Johnson vs. Detroit, 10/21 |
|-----|------------------------------------|

TACKLES

| | | |
|-------|----|---|
| Total | 13 | Roquan Smith vs. Chicago, 10/14 |
| Solo | 9 | Blake Martinez at Green Bay, 11/11 Darius Leonard at Indianapolis, 11/25 |

INTERCEPTIONS

| | | |
|-----------------------|----|-------------------------------------|
| Total | 2 | Kyle Fuller vs. Chicago, 10/14 |
| Longest Return | 35 | Kyle Fuller vs. Chicago, 10/14 |
| Longest Return for TD | 22 | Michael Johnson at Cincinnati, 10/7 |

FUMBLES

| | | |
|-----------------|---|---|
| Total Forced | 1 | Jamal Adams at N.Y. Jets, 9/16 Jordan Jenkins at N.Y. Jets, 9/16 Carlos Dunlap at Cincinnati, 10/7 Akiem Hicks vs. Chicago, 10/14 Mike Mitchell at Indianapolis, 11/25 |
| Total Recovered | 1 | Jordan Jenkins at N.Y. Jets, 9/16 Avery Williamson at N.Y. Jets, 9/16 Kyle Van Noy at New England, 9/30 Sam Hubbard at Cincinnati, 10/7 Eddie Goldman vs. Chicago, 10/14 Reggie Gilbert at Green Bay, 11/11 Denico Autry at Indianapolis, 11/25 |

SACKS

| | | |
|------------|----|---|
| Total | 2 | Geno Atkins at Cincinnati, 10/7 Ricky Jean Francois vs. Detroit, 10/21 Jordan Jenkins vs. N.Y. Jets, 11/4 |
| Yards Lost | 19 | Jordan Jenkins vs. N.Y. Jets, 11/4 |

SPECIAL TEAMS

| | | |
|--|------|-------------------------------------|
| Field Goals Made | 4 | Matt Prater vs. Detroit, 10/21 |
| Field Goal Attempts | 4 | Matt Prater vs. Detroit, 10/21 |
| Longest Field Goal Made | 56 | Jason Myers vs. N.Y. Jets, 11/4 |
| Longest Field Goal Attempt | 56 | Jason Myers vs. N.Y. Jets, 11/4 |
| Punts | 6 | Lachlan Edwards vs. N.Y. Jets, 11/4 |
| Longest Punt, yards | 61 | Sam Martin vs. Detroit, 10/21 |
| Highest Gross Punting Average (min. 4 punts) | 52.6 | Lachlan Edwards at N.Y. Jets, 9/16 |
| Highest Net Punting Average (min. 4 punts) | 44.5 | Brett Kern vs. Tennessee, 9/9 |



2018 REGULAR SEASON STATISTICS

| | | |
|---|-----|---|
| Most Punt Returns | 5 | Cyrus Jones at New England, 9/30 |
| Most Punt Return Yards | 45 | Cyrus Jones at New England, 9/30 |
| Highest Punt Return Average (min. 3 returns) | 9.0 | Cyrus Jones at New England, 9/30 |
| Longest Punt Return | 26 | Adoree' Jackson vs. Tennessee, 9/9 |
| Most Kickoff Returns | 2 | Darius Jennings vs. Tennessee, 9/9 Dwayne Harris vs. Oakland, 9/23 |
| Most Kickoff Return Yards | 121 | Darius Jennings vs. Tennessee, 9/9 |
| Highest Kickoff Return Average (min. 3 returns) | -- | |
| Longest Kickoff Return | 94t | Darius Jennings vs. Tennessee, 9/9 |

DOLPHINS TEAM

| | HIGHS | | LOWS | |
|--------------------|-------|---|------|---|
| FIRST DOWNS | | | | |
| Total | 23 | vs. Chicago, 10/14 | 7 | vs. N.Y. Jets, 11/4 |
| Rushing | 7 | vs. Tennessee, 9/9 | 1 | at New England, 9/30 vs. N.Y. Jets, 11/4 |
| Passing | 15 | vs. Chicago, 10/14 | 6 | vs. N.Y. Jets, 11/4 |
| Penalty | 3 | at N.Y. Jets, 9/16 vs. Detroit, 10/21 vs. Buffalo, 12/2 | 0 | vs. Oakland, 9/23 vs. N.Y. Jets, 11/4 |

TOTAL NET YARDS

| | | | | |
|-------|-----|--------------------|-----|---------------------|
| Total | 541 | vs. Chicago, 10/14 | 168 | vs. N.Y. Jets, 11/4 |
|-------|-----|--------------------|-----|---------------------|

RUSHING

| | | | | |
|------------|-----|---|-----|---|
| Attempts | 31 | at N.Y. Jets, 9/16 vs. Chicago, 10/14 | 14 | vs. Oakland, 9/23 |
| Yards | 161 | vs. Chicago, 10/14 | 41 | vs. Oakland, 9/23 |
| Average | 5.8 | at Cincinnati, 10/7 | 2.4 | vs. N.Y. Jets, 11/4 |
| Touchdowns | 1 | at N.Y. Jets, 9/16 vs. Detroit, 10/21 at Houston, 10/25 at Indianapolis, 11/25 | 0 | vs. Tennessee, 9/9 vs. Oakland, 9/23 at New England, 9/30 at Cincinnati, 10/7 vs. Chicago, 10/14 vs. N.Y. Jets, 11/4 at Green Bay, 11/11 vs. Buffalo, 12/2 |

PASSING

| | | | | |
|-----------------------|-------|---|------|--|
| Attempts | 44 | vs. Chicago, 10/14 | 23 | at N.Y. Jets, 9/16 |
| Completions | 28 | vs. Chicago, 10/14 | 15 | at New England, 9/30 vs. N.Y. Jets, 11/4 |
| Interceptions | 2 | vs. Tennessee, 9/9 at Cincinnati, 10/7 vs. Chicago, 10/14 | 0 | at N.Y. Jets, 9/16 vs. Oakland, 9/23 vs. Detroit, 10/21 vs. N.Y. Jets, 11/4 at Indianapolis, 11/25 |
| Net Yards | 380 | vs. Chicago, 10/14 | 104 | vs. N.Y. Jets, 11/4 |
| Touchdowns | 4 | vs. Oakland, 9/23 | 0 | vs. N.Y. Jets, 11/4 at Green Bay, 11/11 |
| Passer Rating | 156.3 | vs. Oakland, 9/23 | 57.4 | at Cincinnati, 10/7 |
| Completion Percentage | 75.0 | vs. Oakland, 9/23 | 57.1 | at Cincinnati, 10/7 |
| Times Sacked | 6 | at Green Bay, 11/11 | 0 | vs. Chicago, 10/14 |
| Yards Lost | 50 | at Green Bay, 11/11 | 0 | vs. Chicago, 10/14 |

PUNTS

| | | | | |
|---------------|------|--|------|--|
| Total | 9 | vs. N.Y. Jets, 11/4 | 2 | at Green Bay, 11/11 |
| Yards | 402 | vs. N.Y. Jets, 11/4 | 77 | at Green Bay, 11/11 |
| Long | 65 | vs. Tennessee, 9/9 | 39 | at Green Bay, 11/11 |
| Gross Average | 53.8 | vs. Tennessee, 9/9 | 38.5 | at Green Bay, 11/11 |
| Net Average | 48.5 | at N.Y. Jets, 9/16 | 19.0 | at Green Bay, 11/11 |
| Returns | 3 | at Cincinnati, 10/7 vs. N.Y. Jets, 11/4 | 0 | vs. Oakland, 9/23 vs. Chicago, 10/14 at Green Bay, 11/11 |



2018 REGULAR SEASON STATISTICS

| | | | | |
|-----------------------|------|---------------------|-----|--|
| Return Yards | 85 | at Cincinnati, 10/7 | 0 | vs. Oakland, 9/23 vs. Chicago, 10/14 at Green Bay, 11/11 at Indianapolis, 11/25 |
| Return Average | 28.3 | at Cincinnati, 10/7 | 0.0 | vs. Oakland, 9/23 vs. Chicago, 10/14 at Green Bay, 11/11 at Indianapolis, 11/25 |

PENALTIES

| | | | | |
|--------------|----|--|----|---|
| Total | 10 | at New England, 9/30 at Indianapolis, 11/25 | 2 | at N.Y. Jets, 9/16 |
| Yards | 89 | at New England, 9/30 vs. Buffalo, 12/2 | 10 | at N.Y. Jets, 9/16 at Green Bay, 11/11 |

FUMBLES

| | | | | |
|--------------|---|--------------------|---|--|
| Total | 3 | at N.Y. Jets, 9/16 | 0 | vs. Tennessee, 9/9 vs. Oakland, 9/23 vs. Detroit, 10/21 at Houston, 10/25 vs. N.Y. Jets, 11/4 |
| Lost | 2 | at N.Y. Jets, 9/16 | 0 | vs. Tennessee, 9/9 vs. Oakland, 9/23 vs. Detroit, 10/21 at Houston, 10/25 vs. N.Y. Jets, 11/4 vs. Buffalo, 12/2 |

TIME OF POSSESSION

| | | | | |
|-------------|-------|--------------------|-------|-------------------|
| Game | 36:35 | vs. Chicago, 10/14 | 21:29 | vs. Oakland, 9/23 |
|-------------|-------|--------------------|-------|-------------------|

OPPONENTS TEAM

| | HIGHS | | LOWS | |
|--------------------|-------|---|------|---|
| FIRST DOWNS | | | | |
| Total | 26 | at New England, 9/30 at Indianapolis, 11/25 | 15 | vs. N.Y. Jets, 11/4 |
| Rushing | 12 | vs. Detroit, 10/21 | 3 | at N.Y. Jets, 9/16 at Cincinnati, 10/7 |
| Passing | 17 | at N.Y. Jets, 9/16 vs. Oakland, 9/23 at Indianapolis, 11/25 | 8 | at Houston, 10/25 vs. N.Y. Jets, 11/4 |
| Penalty | 4 | vs. Chicago, 10/14 vs. Buffalo, 12/2 | 0 | at Green Bay, 11/11 |

TOTAL NET YARDS

| | | | | |
|--------------|-----|--------------------|-----|---------------------|
| Total | 467 | vs. Chicago, 10/14 | 282 | vs. N.Y. Jets, 11/4 |
|--------------|-----|--------------------|-----|---------------------|

RUSHING

| | | | | |
|-------------------|-----|---|-----|---|
| Attempts | 40 | at New England, 9/30 | 19 | vs. Tennessee, 9/9 |
| Yards | 248 | vs. Detroit, 10/21 | 42 | at N.Y. Jets, 9/16 |
| Average | 7.8 | at Green Bay, 11/11 | 2.2 | at N.Y. Jets, 9/16 |
| Touchdowns | 2 | at New England, 9/30 at Green Bay, 11/11 | 0 | at N.Y. Jets, 9/16 at Cincinnati, 10/7 vs. N.Y. Jets, 11/4 at Indianapolis, 11/25 vs. Buffalo, 12/2 |

PASSING

| | | | | |
|----------------------|-----|------------------------|-----|--|
| Attempts | 41 | at N.Y. Jets, 9/16 | 20 | at Houston, 10/25 |
| Completions | 31 | at Indianapolis, 11/25 | 16 | at Houston, 10/25 |
| Interceptions | 4 | vs. N.Y. Jets, 11/4 | 0 | vs. Detroit, 10/21 at Houston, 10/25 at Green Bay, 11/11 |
| Net Yards | 337 | at Indianapolis, 11/25 | 182 | at Green Bay, 11/11 |



2018 REGULAR SEASON STATISTICS

| | | | | |
|------------------------------|-------|---|------|---|
| Touchdowns | 5 | at Houston, 10/25 | 0 | vs. Tennessee, 9/9 vs. N.Y. Jets, 11/4 |
| Passer Rating | 156.0 | at Houston, 10/25 | 31.8 | vs. N.Y. Jets, 11/4 |
| Completion Percentage | 81.8 | vs. Detroit, 10/21 | 52.6 | vs. Tennessee, 9/9 |
| Times Sacked | 4 | at N.Y. Jets, 9/16 vs. N.Y. Jets, 11/4 | 0 | at New England, 9/30 at Houston, 10/25 |
| Yards Lost | 46 | at N.Y. Jets, 9/16 | 0 | at New England, 9/30 at Houston, 10/25 |

PUNTS

| | | | | |
|-----------------------|------|----------------------|------|---|
| Total | 6 | vs. N.Y. Jets, 11/4 | 1 | vs. Detroit, 10/21 |
| Yards | 277 | vs. N.Y. Jets, 11/4 | 37 | at Green Bay, 11/11 |
| Long | 61 | vs. Detroit, 10/21 | 37 | at Green Bay, 11/11 |
| Gross Average | 61.0 | vs. Detroit, 10/21 | 34.3 | at Indianapolis, 11/25 |
| Net Average | 44.5 | vs. Tennessee, 9/9 | 18.5 | at Green Bay, 11/11 |
| Returns | 5 | at New England, 9/30 | 1 | vs. Chicago, 10/14 at Houston, 10/25 at Green Bay, 11/11 vs. Buffalo, 12/2 |
| Return Yards | 48 | at N.Y. Jets, 9/16 | 0 | vs. Buffalo, 12/2 |
| Return Average | 19.0 | at Green Bay, 11/11 | 0.0 | vs. Buffalo, 12/2 |

PENALTIES

| | | | | |
|--------------|-----|-------------------|----|---|
| Total | 13 | vs. Buffalo, 12/2 | 5 | vs. Tennessee, 9/9 vs. N.Y. Jets, 11/4 |
| Yards | 120 | vs. Buffalo, 12/2 | 38 | vs. Oakland, 9/23 |

FUMBLES

| | | | | |
|--------------|---|--------------------|---|--|
| Total | 4 | at N.Y. Jets, 9/16 | 0 | vs. Tennessee, 9/9 at New England, 9/30 at Cincinnati, 10/7 at Houston, 10/25 vs. N.Y. Jets, 11/4 |
| Lost | 2 | vs. Chicago, 10/14 | 0 | vs. Tennessee, 9/9 vs. Oakland, 9/23 at New England, 9/30 at Cincinnati, 10/7 vs. Detroit, 10/21 at Houston, 10/25 vs. N.Y. Jets, 11/4 |

TIME OF POSSESSION

| | | | | |
|-------------|-------|-------------------|-------|---------------------|
| Game | 38:31 | vs. Oakland, 9/23 | 27:57 | at Green Bay, 11/11 |
|-------------|-------|-------------------|-------|---------------------|

IN 2018 MIAMI IS...

| | | | |
|-----|------------------------------------|-----|---------------------------------|
| 3-0 | when leading after the 1st quarter | 1-5 | in road games |
| 5-1 | when leading after the 2nd quarter | 0-2 | when playing in domes |
| 4-2 | when leading after the 3rd quarter | 6-4 | when playing outdoors |
| 2-3 | when behind after the 1st quarter | 1-4 | when playing on artificial turf |
| 1-4 | when behind after the 2nd quarter | 5-2 | when playing on natural grass |
| 1-4 | when behind after the 3rd quarter | 3-2 | after winning the coin toss |
| 4-3 | when Miami scores first | 4-3 | when scoring 21 points or more |
| 2-3 | when opponent scores first | 5-0 | when yielding 20 points or less |
| 0-1 | when tied at halftime | 1-0 | in overtime contests |
| 5-1 | in home games | | |



2018 REGULAR SEASON STATISTICS

DRIVE PRODUCTION

| | POSS | TD | FGM | FGA | PUNT | INT | FUM | DWNS | TIME | SAF |
|------------------|------|----|-----|-----|------|-----|-----|------|------|-----|
| DOLPHINS | 139 | 25 | 16 | 17 | 64 | 10 | 7 | 3 | 13 | 0 |
| OPPONENTS | 135 | 32 | 19 | 24 | 41 | 19 | 4 | 6 | 9 | 0 |

RED ZONE PRODUCTION

| | POSS | TD | FGM | FGA | INT | FUM | DWNS | TIME | RZ PLAYS | RZ RUSH | RZ PASS |
|------------------|------|----|-----|-----|-----|-----|------|------|----------|---------|---------|
| DOLPHINS | 25 | 12 | 8 | 8 | 1 | 2 | 1 | 1 | 63 | 31 | 32 |
| OPPONENTS | 42 | 25 | 8 | 9 | 4 | 1 | 2 | 1 | 97 | 46 | 51 |

TURNOVERS

| GAME | TAKEAWAYS | | | GIVEAWAYS | | | DIFF | W/L |
|-----------------|-----------|----------|-----------|-----------|----------|-----------|----------|------------|
| | INT | FUM | TOTAL | INT | FUM | TOTAL | | |
| TENNESSEE | 3 | 0 | 3 | 2 | 0 | 2 | 1 | W |
| at N.Y. Jets | 2 | 1 | 3 | 0 | 2 | 2 | 1 | W |
| OAKLAND | 2 | 0 | 2 | 0 | 0 | 0 | 2 | W |
| at New England | 2 | 0 | 2 | 1 | 1 | 2 | 0 | L |
| at Cincinnati | 1 | 0 | 1 | 2 | 1 | 3 | -2 | L |
| CHICAGO | 1 | 2 | 3 | 2 | 1 | 3 | 0 | W |
| DETROIT | 0 | 0 | 0 | 0 | 0 | 0 | 0 | L |
| at Houston | 0 | 0 | 0 | 1 | 0 | 1 | -1 | L |
| N.Y. JETS | 4 | 0 | 4 | 0 | 0 | 0 | 4 | W |
| at Green Bay | 0 | 1 | 1 | 1 | 1 | 2 | -1 | L |
| at Indianapolis | 2 | 1 | 3 | 0 | 1 | 1 | 2 | L |
| BUFFALO | 2 | 1 | 3 | 1 | 0 | 1 | 2 | W |
| NEW ENGLAND | | | | | | | | |
| at Minnesota | | | | | | | | |
| JACKSONVILLE | | | | | | | | |
| at Buffalo | | | | | | | | |
| TOTAL | 19 | 6 | 25 | 10 | 7 | 17 | 8 | 6-6 |

BLOCKS

| | FGs | PATs | PUNTS | TOTAL |
|---------------------|-----|------|-------|-------|
| BY DOLPHINS | 1 | 0 | 1 | 2 |
| BY OPPONENTS | 0 | 0 | 0 | 0 |

DOLPHINS BIG PLAYS

| PASSING (25+ yards) | | RUSHING (15+ yards) | |
|---------------------|---|---------------------|-----------------------------|
| 75t | R. Tannehill to K. Stills vs. Ten., 9/9 | 54t | K. Drake vs. Det., 10/21 |
| 75t | B. Osweiler to A. Wilson vs. Chi., 10/14 | 39 | F. Gore at GB, 11/11 |
| 74t | R. Tannehill to L. Carroo at Ind., 11/25 | 32 | F. Gore vs. Chi., 10/14 |
| 74t | R. Tannehill to A. Wilson vs. Oak, 9/23 | 25 | K. Drake at Cin., 10/7 |
| 52t | A. Wilson to J. Grant vs. Oak., 9/23 | 23 | F. Gore at Ind., 11/25 |
| 46 | B. Osweiler to D. Parker at Hou., 10/25 | 21 | F. Gore vs. Ten., 9/9 |
| 43t | B. Osweiler to A. Wilson vs. Chi., 10/14 | 20 | K. Drake at NYJ, 9/16 |
| 39 | B. Osweiler to D. Amendola at GB, 11/11 | 20 | R. Tannehill at NYJ, 9/16 |
| 36 | R. Tannehill to D. Parker vs. Oak., 9/23 | 20 | K. Drake vs. Buf., 12/2 |
| 35 | B. Osweiler to K. Stills vs. Chi., 10/14 | 18 | K. Drake at Cin., 10/7 |
| 34t | R. Tannehill to K. Stills vs. Oak., 9/23 | 18 | R. Tannehill vs. Oak., 9/23 |
| 33t | R. Tannehill to K. Drake at Ind., 11/25 | 16 | K. Drake vs. Ten., 9/9 |
| 30 | B. Osweiler to D. Parker at Hou., 10/25 | 16 | K. Drake vs. Ten., 9/9 |
| 29t | R. Tannehill to A. Wilson at NYJ, 9/16 | | |
| 28t | D. Amendola to K. Drake at Hou., 10/25 | | |
| 28 | B. Osweiler to A. Wilson vs. Chi., 10/14 | | |
| 27 | B. Osweiler to M. Gesicki vs. Det., 10/21 | | |
| 26 | B. Osweiler to D. Amendola vs. NYJ, 11/4 | | |
| 25 | B. Osweiler to A. Wilson vs. Det., 10/21 | | |
| 25 | B. Osweiler to J. Grant vs. Chi., 10/14 | | |



2018 REGULAR SEASON STATISTICS

OPPONENTS BIG PLAYS

| PASSING (25+ yards) | | RUSHING (15+ yards) | |
|---------------------|---|---------------------|-----------------------------|
| 73t | D. Watson to W. Fuller at Hou., 10/25 | 71 | K. Johnson vs. Det., 10/21 |
| 66 | D. Carr to J. Nelson vs. Oak., 9/23 | 67 | A. Jones at GB, 11/11 |
| 61 | D. Carr to J. Nelson vs. Oak., 9/23 | 58 | L. Miller at Hou., 10/25 |
| 55t | T. Brady to C. Patterson at NE, 9/30 | 31 | J. Mixon at Cin., 10/7 |
| 54 | M. Trubisky to T. Gabriel vs. Chi., 10/14 | 30 | G. Tate vs. Det., 10/21 |
| 50 | M. Trubisky to T. Cohen vs. Chi., 10/14 | 28 | M. Trubisky vs. Chi., 10/14 |
| 49t | D. Watson to D. Hopkins at Hou., 10/25 | 28 | J. Allen vs. Buf., 12/2 |
| 47 | M. Trubisky to T. Gabriel vs. Chi., 10/14 | 26 | D. Lewis vs. Ten., 9/9 |
| 44 | S. Darnold to T. Pryor at NYJ, 9/16 | 26 | R. Greene at GB, 11/11 |
| 38 | J. Allen to P. DiMarco vs. Buf., 12/2 | 26 | J. Allen vs. Buf., 12/2 |
| 36 | A. Luck to T. Hilton at Ind., 11/25 | 25 | M. Mack at Ind., 11/25 |
| 34 | A. Luck to C. Rogers at Ind., 11/25 | 25 | J. Allen vs. Buf., 12/2 |
| 34 | D. Watson to W. Fuller at Hou., 10/25 | 24 | K. Johnson vs. Det., 10/21 |
| 31 | A. Dalton to T. Boyd at Cin., 10/7 | 23 | S. Michel at NE, 9/30 |
| 31 | M. Mariota to L. Stocker vs. Ten., 9/9 | 22t | J. White at NE, 9/30 |
| 30 | A. Rodgers to M. Lewis at GB, 11/11 | 21t | T. Cohen vs. Chi., 10/14 |
| 29t | M. Trubisky to A. Miller vs. Chi., 10/14 | 19 | J. Howard vs. Chi., 10/14 |
| 29 | M. Stafford to M. Roberts vs. Det., 10/21 | 19 | L. Miller at Hou., 10/25 |
| 28t | S. Darnold to B. Powell at NYJ, 9/16 | 18 | K. Johnson vs. Det., 10/21 |
| 28 | S. Darnold to C. Herndon vs. NYJ, 11/4 | 18 | L. McCoy vs. Buf., 12/2 |
| 27 | J. Allen to R. Foster vs. Buf., 12/2 | 17 | J. Allen vs. Buf., 12/2 |
| 26 | M. Stafford to T. Jones vs. Det., 10/21 | 15 | D. Martin vs. Oak., 9/23 |
| 25t | A. Rodgers to D. Adams at GB, 11/11 | 15 | J. Howard vs. Chi., 10/14 |
| 25t | J. Allen to Z. Jones vs. Buf., 12/2 | 15 | L. Miller at Hou., 10/25 |
| 25 | T. Brady to C. Hogan at NE, 9/30 | 15 | A. Jones at GB, 11/11 |
| 25 | A. Dalton to C. Uzomah at Cin., 10/7 | | |

DOLPHINS BIG GAMES

| 100-YARD RUSHERS | 100-YARD RECEIVERS | 300-YARD PASSERS | | | |
|------------------|-------------------------|------------------|---------------------------|-----|-----------------------------|
| 101 | F. Gore vs. Chi., 10/14 | 155 | A. Wilson vs. Chi., 10/14 | 380 | B. Osweiler vs. Chi., 10/14 |
| | | 134 | D. Parker at Hou., 10/25 | | |
| | | 106 | K. Stills vs. Ten., 9/9 | | |

OPPONENTS BIG GAMES

| 100-YARD RUSHERS | 100-YARD RECEIVERS | 300-YARD PASSERS | | | |
|------------------|----------------------------|------------------|----------------------------|-----|-----------------------------|
| 158 | K. Johnson vs. Det., 10/21 | 173 | J. Nelson vs. Oak., 9/23 | 345 | D. Carr vs. Oak., 9/23 |
| 145 | A. Jones at GB, 11/11 | 125 | T. Hilton at Ind., 11/25 | 343 | A. Luck at Ind., 11/25 |
| 135 | J. Allen vs. Buf., 12/2 | 124 | W. Fuller at Hou., 10/25 | 334 | S. Darnold at NYJ, 9/16 |
| 133 | L. Miller at Hou., 10/25 | 112 | A. Green at Cin., 10/7 | 316 | M. Trubisky vs. Chi., 10/14 |
| 112 | S. Michel at NE, 9/30 | 110 | T. Gabriel vs. Chi., 10/14 | | |



2018 REGULAR SEASON STATISTICS

GAME-BY-GAME STARTERS (OFFENSE)

| GAME | WR | LT | LG | C | RG | RT | TE | WR | QB | RB | WR |
|---------|--------|--------|---------|---------|-------|-------|-----------|----------|-----------|-------|-------------|
| TEN | Stills | Tunsil | Sitton | Kilgore | Davis | James | Gesicki | Amendola | Tannehill | Drake | Gore (RB) |
| at NYJ | Stills | Tunsil | Larsen | Kilgore | Davis | James | Gore (RB) | Amendola | Tannehill | Drake | Grant |
| OAK | Stills | Tunsil | Larsen | Kilgore | Davis | James | Gore (RB) | Amendola | Tannehill | Drake | Parker |
| at NE | Stills | Tunsil | Larsen | Kilgore | Davis | James | Gore (RB) | Amendola | Tannehill | Drake | Wilson |
| at Cin. | Stills | Tunsil | Larsen | Swanson | Davis | James | Gesicki | Amendola | Tannehill | Drake | Gore (RB) |
| CHI | Stills | Tunsil | Larsen | Swanson | Davis | James | O'Leary | Amendola | Osweiler | Gore | Wilson |
| DET | Stills | Tunsil | Larsen | Swanson | Davis | James | O'Leary | Amendola | Osweiler | Gore | Wilson |
| at Hou. | Grant | Tunsil | Larsen | Swanson | Davis | James | Gesicki | Amendola | Osweiler | Gore | Parker |
| NYJ | Stills | Tunsil | Larsen | Swanson | Davis | James | O'Leary | Amendola | Osweiler | Gore | Parker |
| at GB | Stills | Sterup | Brendel | Swanson | Davis | Young | O'Leary | Amendola | Osweiler | Gore | Parker |
| at Ind. | Stills | Tunsil | Brendel | Swanson | Davis | James | Gesicki | Amendola | Tannehill | Gore | Smythe (TE) |
| BUF | Stills | Tunsil | Larsen | Brendel | Davis | James | O'Leary | Butler | Tannehill | Gore | Parker |
| NE | | | | | | | | | | | |
| at Min. | | | | | | | | | | | |
| JAC | | | | | | | | | | | |
| at Buf. | | | | | | | | | | | |

GAME-BY-GAME STARTERS (DEFENSE)

| GAME | DE | DT | DT | DE | LB | LB | LB | CB | CB | S | S |
|---------|--------|----------|--------|-------|--------|----------|-----------------|--------|-------------|-------------|----------|
| TEN | Wake | Godchaux | Spence | Quinn | Alonso | McMillan | Baker | Howard | McCain | Jones | McDonald |
| at NYJ | Wake | Godchaux | Spence | Quinn | Alonso | McMillan | Allen | Howard | McCain | Jones | McDonald |
| OAK | Wake | Godchaux | Spence | Quinn | Alonso | McMillan | Baker | Howard | McCain | Fitzpatrick | McDonald |
| at NE | Wake | Godchaux | Spence | Quinn | Alonso | McMillan | Baker | Howard | McCain | Fitzpatrick | McDonald |
| at Cin. | Harris | Godchaux | Spence | Quinn | Alonso | McMillan | Baker | Howard | McTyer | Jones | McDonald |
| CHI | Branch | Godchaux | Spence | Quinn | Alonso | McMillan | Fitzpatrick (S) | Howard | McTyer | Jones | McDonald |
| DET | Wake | Godchaux | Spence | Quinn | Alonso | McMillan | Baker | Howard | McCain | Jones | McDonald |
| at Hou. | Wake | Godchaux | Spence | Quinn | Alonso | McMillan | Baker | Howard | McCain | Jones | McDonald |
| NYJ | Wake | Godchaux | Spence | Quinn | Alonso | McMillan | Baker | Howard | Fitzpatrick | Jones | McDonald |
| at GB | Wake | Godchaux | Spence | Quinn | Alonso | McMillan | Baker | Howard | McCain | Fitzpatrick | McDonald |
| at Ind. | Wake | Godchaux | Spence | Quinn | Alonso | McMillan | Fitzpatrick (S) | Howard | McCain | Jones | McDonald |
| BUF | Wake | Godchaux | Spence | Quinn | Alonso | McMillan | Fitzpatrick (S) | Howard | McCain | Jones | McDonald |
| NE | | | | | | | | | | | |
| at Min. | | | | | | | | | | | |
| JAC | | | | | | | | | | | |
| at Buf. | | | | | | | | | | | |

GAME-BY-GAME INACTIVES

| | | | | | | | |
|---------|-----------|-----------|---------|------------|---------|----------|---------|
| TEN | Falk | Fales | Parker | Armstrong | Ballage | Sterup | Escobar |
| at NYJ | Falk | Fales | Parker | Tankersley | Ballage | Sterup | |
| OAK | Falk | Fales | McEvoy | Tankersley | Ballage | Sterup | Jones |
| at NE | Falk | Fales | Parker | Jones | Branch | Allen | Derby |
| at Cin. | Fales | Parker | McCain | Branch | Sterup | Derby | Wake |
| CHI | Tannehill | Ballage | McCain | Spaight | Derby | Harris | Wake |
| DET | Parker | Tannehill | Smith | Woodard | Young | Derby | Harris |
| at Hou. | Stills | Tannehill | McTyer | Malveaux | Young | Derby | Harris |
| NYJ | Tannehill | Spaight | Johnson | Woodard | Young | Derby | Harris |
| at GB | Tannehill | Larsen | James | Woodard | Tunsil | Smythe | Harris |
| at Ind. | Fales | Grant | Asiata | Johnson | Sterup | Woodard | Derby |
| BUF | Fales | Swanson | Asiata | Sterup | Woodard | Amendola | Derby |
| NE | | | | | | | |
| at Min. | | | | | | | |
| JAC | | | | | | | |
| at Buf. | | | | | | | |



2018 REGULAR SEASON STATISTICS

GAME-BY-GAME OFFENSE

| | SCORE | | | | 1ST DOWNS | | | 3RD DOWN | 4TH DOWN | NET YARDS | | | TO | PEN | PEN YDS | TOP | | | | |
|---------------|------------|------------|------------|----------|------------|-----------|------------|-----------|-----------|------------|----------|-----------|-------------|-------------|-------------|-----------|-----------|------------|--------------|--|
| | PTS | OPP PTS | DIFF | OT | TOTAL | RUSH | PASS | PEN | CONV | ATT | CONV | ATT | | | | | TOTAL | RUSH | PASS | |
| TEN | 27 | 20 | 7 | - | 18 | 7 | 9 | 2 | 2 | 10 | 0 | 1 | 342 | 120 | 222 | 2 | 7 | 51 | 30:25 | |
| at NYJ | 20 | 12 | 8 | - | 18 | 6 | 9 | 3 | 6 | 13 | 0 | 0 | 257 | 135 | 122 | 2 | 2 | 10 | 28:25 | |
| OAK | 28 | 20 | 8 | - | 13 | 2 | 11 | 0 | 2 | 8 | 0 | 0 | 373 | 41 | 332 | 0 | 9 | 74 | 21:29 | |
| at NE | 7 | 38 | -31 | - | 11 | 1 | 8 | 2 | 3 | 11 | 1 | 1 | 172 | 56 | 116 | 2 | 10 | 89 | 23:38 | |
| at Cin. | 17 | 27 | -10 | - | 17 | 5 | 10 | 2 | 4 | 13 | 1 | 1 | 297 | 128 | 169 | 3 | 9 | 85 | 29:25 | |
| CHI | 31 | 28 | 3 | 3 | 23 | 6 | 15 | 2 | 8 | 17 | 0 | 0 | 541 | 161 | 380 | 3 | 7 | 67 | 36:35 | |
| DET | 21 | 32 | -11 | - | 19 | 4 | 12 | 3 | 6 | 11 | 0 | 0 | 322 | 107 | 215 | 0 | 4 | 50 | 26:21 | |
| at Hou. | 23 | 42 | -19 | - | 18 | 6 | 11 | 1 | 4 | 13 | 0 | 1 | 370 | 116 | 254 | 1 | 5 | 63 | 31:09 | |
| NYJ | 13 | 6 | 7 | - | 7 | 1 | 6 | 0 | 3 | 16 | 2 | 2 | 168 | 64 | 104 | 0 | 5 | 55 | 28:26 | |
| at GB | 12 | 31 | -19 | - | 19 | 6 | 11 | 2 | 4 | 14 | 3 | 4 | 294 | 131 | 163 | 2 | 3 | 10 | 32:08 | |
| at Ind. | 24 | 27 | -3 | - | 14 | 5 | 8 | 1 | 4 | 11 | 0 | 0 | 314 | 113 | 201 | 1 | 10 | 75 | 28:06 | |
| BUF | 21 | 17 | 4 | - | 15 | 2 | 10 | 3 | 2 | 9 | 0 | 0 | 175 | 60 | 115 | 1 | 8 | 89 | 27:03 | |
| NE | | | | | | | | | | | | | | | | | | | | |
| at Min. | | | | | | | | | | | | | | | | | | | | |
| JAC | | | | | | | | | | | | | | | | | | | | |
| at Buf. | | | | | | | | | | | | | | | | | | | | |
| TOTALS | 244 | 300 | -56 | 3 | 192 | 51 | 120 | 21 | 48 | 146 | 7 | 10 | 3625 | 1232 | 2393 | 17 | 79 | 718 | 28:12 | |

GAME-BY-GAME DEFENSE

| | SCORE | | | | 1ST DOWNS | | | 3RD DOWN | 4TH DOWN | NET YARDS | | | TO | PEN | PEN YDS | TOP | | | | |
|---------------|------------|------------|-----------|-----------|------------|-----------|------------|-----------|-----------|------------|----------|-----------|-------------|-------------|-------------|-----------|-----------|------------|--------------|--|
| | PTS | OPP PTS | DIFF | OT | TOTAL | RUSH | PASS | PEN | CONV | ATT | CONV | ATT | | | | | TOTAL | RUSH | PASS | |
| TEN | 20 | 27 | -7 | - | 19 | 4 | 13 | 2 | 6 | 14 | 0 | 2 | 336 | 116 | 220 | 3 | 5 | 48 | 29:35 | |
| at NYJ | 12 | 20 | -8 | - | 21 | 3 | 17 | 1 | 3 | 10 | 0 | 0 | 362 | 42 | 320 | 3 | 7 | 50 | 31:35 | |
| OAK | 20 | 28 | -8 | - | 25 | 5 | 17 | 3 | 7 | 13 | 0 | 1 | 434 | 109 | 325 | 2 | 8 | 38 | 38:31 | |
| at NE | 38 | 7 | 31 | - | 26 | 10 | 13 | 3 | 10 | 15 | 0 | 0 | 449 | 175 | 274 | 2 | 6 | 57 | 36:22 | |
| at Cin. | 27 | 17 | 10 | - | 17 | 3 | 12 | 2 | 2 | 11 | 0 | 0 | 332 | 103 | 229 | 1 | 6 | 47 | 30:35 | |
| CHI | 28 | 31 | -3 | -3 | 23 | 8 | 11 | 4 | 8 | 12 | 0 | 1 | 467 | 164 | 303 | 3 | 6 | 58 | 33:25 | |
| DET | 21 | 32 | 11 | - | 24 | 12 | 10 | 2 | 2 | 8 | 1 | 1 | 457 | 248 | 209 | 0 | 6 | 43 | 33:39 | |
| at Hou. | 42 | 23 | 19 | - | 17 | 8 | 8 | 1 | 6 | 12 | 1 | 1 | 427 | 188 | 239 | 0 | 8 | 57 | 28:51 | |
| NYJ | 6 | 13 | -7 | - | 15 | 5 | 8 | 2 | 2 | 13 | 0 | 2 | 282 | 80 | 202 | 4 | 5 | 45 | 31:34 | |
| at GB | 31 | 12 | 19 | - | 21 | 10 | 11 | 0 | 4 | 10 | 1 | 2 | 377 | 195 | 182 | 1 | 6 | 45 | 27:52 | |
| at Ind. | 27 | 24 | 3 | - | 26 | 6 | 17 | 3 | 4 | 12 | 2 | 2 | 455 | 118 | 337 | 3 | 7 | 52 | 31:54 | |
| BUF | 17 | 21 | -4 | - | 24 | 10 | 10 | 4 | 5 | 13 | 0 | 1 | 415 | 198 | 217 | 3 | 13 | 120 | 32:57 | |
| NE | | | | | | | | | | | | | | | | | | | | |
| at Min. | | | | | | | | | | | | | | | | | | | | |
| JAC | | | | | | | | | | | | | | | | | | | | |
| at Buf. | | | | | | | | | | | | | | | | | | | | |
| TOTALS | 300 | 244 | 56 | -3 | 258 | 84 | 147 | 27 | 59 | 143 | 5 | 13 | 4793 | 1736 | 3057 | 25 | 83 | 660 | 31:48 | |



2018 REGULAR SEASON STATISTICS

GAME-BY-GAME RUSHING

(CARRIES-YARDS GAINED-LONGEST-TOUCHDOWNS)

| | DRAKE | GORE | BALLAGE | PERRY | BOLDEN | GRANT | WILSON | TANNEHILL | OSWEILER |
|---------|------------|-------------|---------------|---------|-----------|---------|---------------|---------------|----------|
| TEN | 14-48-16-0 | 9-61-21-0 | INACTIVE | 0-0-0-0 | 0-0-0-0 | 0-0-0-0 | 2-7-5-0 | 4-4-4-0 | DNP |
| at NYJ | 11-53-20-1 | 9-25-8-0 | INACTIVE | 0-0-0-0 | 0-0-0-0 | 1-5-5-0 | 2-8-5-0 | 8-44-20-0 | DNP |
| OAK | 5-3-3-0 | 6-12-6-0 | INACTIVE | 0-0-0-0 | 0-0-0-0 | 0-0-0-0 | 0-0-0-0 | 3-26-18-0 | DNP |
| at NE | 3-3-5-0 | 11-41-14-0 | 1-3-3-0 | 0-0-0-0 | 0-0-0-0 | 0-0-0-0 | 1-2-2-0 | 1-0-0-0 | 1-7-7-0 |
| at Cin. | 6-46-25-0 | 12-63-10-0 | 1-2-2-0 | 0-0-0-0 | 0-0-0-0 | 0-0-0-0 | 0-0-0-0 | 3-17-9-0 | DNP |
| CHI | 13-57-12-0 | 15-101-32-0 | INACTIVE | 0-0-0-0 | 0-0-0-0 | 0-0-0-0 | 1-(-5)-(-5)-0 | INACTIVE | 2-8-6-0 |
| DET | 6-72-54-1 | 10-29-6-0 | 0-0-0-0 | 0-0-0-0 | 0-0-0-0 | 0-0-0-0 | 2-4-5-0 | INACTIVE | 1-2-2-0 |
| at Hou. | 12-58-12-1 | 12-53-9-0 | 1-5-5-0 | 0-0-0-0 | 0-0-0-0 | 0-0-0-0 | IR | INACTIVE | 0-0-0-0 |
| NYJ | 3-9-5-0 | 20-53-8-0 | 1-(-2)-(-2)-0 | 0-0-0-0 | 0-0-0-0 | 0-0-0-0 | IR | INACTIVE | 3-4-6-0 |
| at GB | 8-27-6-0 | 13-90-39-0 | 0-0-0-0 | 0-0-0-0 | 0-0-0-0 | 0-0-0-0 | IR | INACTIVE | 1-0-0-0 |
| at Ind. | 8-32-14-1 | 14-67-23-0 | 0-0-0-0 | 0-0-0-0 | 0-0-0-0 | 0-0-0-0 | IR | 3-14-9-0 | DNP |
| BUF | 7-31-20-0 | 8-21-8-0 | 4-3-8-0 | 0-0-0-0 | 1-10-10-0 | IR | IR | 3-(-5)-(-1)-0 | DNP |
| NE | | | | | | | | | |
| at Min. | | | | | | | | | |
| JAC | | | | | | | | | |
| at Buf. | | | | | | | | | |

OTHERS: LEONTE CARROO: 1-14-14-0 at Green Bay (11/11)

GAME-BY-GAME RECEIVING

(RECEPTIONS-YARDS GAINED-LONGEST-TOUCHDOWNS)

| | STILLS | PARKER | WILSON | AMENDOLA | GRANT | GESICKI | DERBY | DRAKE | GORE |
|---------|-------------|------------|------------|-----------|-----------|-----------|-----------|-----------|-----------|
| TEN | 4-106-75t-2 | INACTIVE | 3-31-21-0 | 4-26-8-0 | 5-38-13-0 | 1-11-11-0 | 0-0-0-0 | 3-18-10-0 | 0-0-0-0 |
| at NYJ | 2-17-13-0 | INACTIVE | 3-37-29-1 | 4-32-14-0 | 2-27-16-0 | 0-0-0-0 | 1-19-19-1 | 4-17-10-0 | 1-19-19-0 |
| OAK | 3-61-34-1 | 2-40-36-0 | 2-74-74-1 | 3-42-15-0 | 2-70-52-2 | 3-31-19-0 | 1-16-16-0 | 2-7-6-0 | 0-0-0-0 |
| at NE | 3-40-22-0 | INACTIVE | 4-19-13-0 | 2-21-18-0 | 2-17-9-0 | 1-9-9-0 | INACTIVE | 1-13-13-0 | 2-16-10-1 |
| at Cin. | 2-17-13-0 | INACTIVE | 5-43-16-0 | 3-30-16-0 | 0-0-0-0 | 3-26-16-0 | INACTIVE | 7-69-22-1 | 0-0-0-0 |
| CHI | 1-35-35-0 | 0-0-0-0 | 6-155-75-2 | 8-59-13-0 | 3-32-25-0 | 1-11-11-0 | INACTIVE | 4-21-15-0 | 1-18-18-0 |
| DET | 1-5-5-1 | INACTIVE | 3-32-25-0 | 6-84-24-1 | 2-32-19-0 | 3-44-27-0 | INACTIVE | 4-15-5-0 | 1-4-4-0 |
| at Hou. | INACTIVE | 6-134-46-0 | IR | 5-43-13-0 | 4-36-16-0 | 4-14-10-0 | INACTIVE | 2-37-28-1 | 1-5-5-0 |
| NYJ | 1-19-19-0 | 1-8-8-0 | IR | 5-47-26-0 | 1-16-16-0 | 0-0-0-0 | INACTIVE | 4-26-9-0 | 1-6-6-0 |
| at GB | 2-26-18-0 | 5-43-14-0 | IR | 7-72-39-0 | 0-0-0-0 | 1-5-5-0 | 1-13-13-0 | 2-11-8-0 | 2-12-8-0 |
| at Ind. | 1-6-6-0 | 3-10-9-0 | IR | 1-13-13-0 | INACTIVE | 1-5-5-0 | INACTIVE | 5-64-33-1 | 1-10-10-0 |
| BUF | 4-37-13-1 | 4-43-18-1 | IR | INACTIVE | IR | 0-0-0-0 | INACTIVE | 2-13-10-1 | 1-10-10-0 |
| NE | | | | | | | | | |
| at Min. | | | | | | | | | |
| JAC | | | | | | | | | |
| at Buf. | | | | | | | | | |

OTHERS: NICK O'LEARY: 4-49-19-1 vs. Chicago (10/14), 2-23-14-0 vs. Detroit (10/21), 1-5-5-0 at Green Bay (11/11), 1-9-9-0 vs. Buffalo (12/2). KALEN BALLAGE: 2-17-9-0 vs. N.Y. Jets (11/4), 1-6-6-0 at Green Bay (11/11), 2-(-5)-(-2)-0 at Indianapolis (11/25). LEONTE CARROO: 1-20-20-0 at Green Bay (11/11), 1-74-74-1 at Indianapolis (11/25). DURHAM SMYTHE: 2-27-21-0 at Indianapolis (11/25). BRICE BUTLER: 4-25-14-0 vs. Buffalo (12/2).



2018 REGULAR SEASON STATISTICS

GAME-BY-GAME PASSING

| | RYAN TANNEHILL | | | | | | | | |
|---------|----------------|-----|-----|------|----|-----|-----|---------|--------|
| | ATT | COM | YDS | PCT | TD | INT | LG | SKD/YDS | RATING |
| TEN | 28 | 20 | 230 | 71.4 | 2 | 2 | 75t | 1/8 | 89.9 |
| at NYJ | 23 | 17 | 168 | 73.9 | 2 | 0 | 29t | 4/46 | 123.1 |
| OAK | 23 | 17 | 289 | 73.9 | 3 | 0 | 74t | 1/9 | 155.3 |
| at NE | 20 | 11 | 100 | 55.0 | 0 | 1 | 22 | 2/19 | 47.9 |
| at Cin. | 35 | 20 | 185 | 57.1 | 1 | 2 | 22t | 3/16 | 57.4 |
| CHI | | | | | | | | | |
| DET | | | | | | | | | |
| at Hou. | | | | | | | | | |
| NYJ | | | | | | | | | |
| at GB | | | | | | | | | |
| at Ind. | 25 | 17 | 204 | 68.0 | 2 | 0 | 74t | 1/3 | 119.4 |
| BUF | 24 | 16 | 137 | 66.7 | 3 | 1 | 18 | 3/22 | 103.6 |
| NE | | | | | | | | | |
| at Min. | | | | | | | | | |
| JAC | | | | | | | | | |
| at Buf. | | | | | | | | | |

| | BROCK OSWEILER | | | | | | | | |
|---------|----------------|-----|-----|------|----|-----|-----|---------|--------|
| | ATT | COM | YDS | PCT | TD | INT | LG | SKD/YDS | RATING |
| TEN | | | | | | | | | |
| at NYJ | | | | | | | | | |
| OAK | | | | | | | | | |
| at NE | 5 | 4 | 35 | 80.0 | 1 | 0 | 11 | 0/0 | 135.4 |
| at Cin. | | | | | | | | | |
| CHI | 44 | 28 | 380 | 63.6 | 3 | 2 | 75t | 0/0 | 94.9 |
| DET | 31 | 22 | 239 | 71.0 | 2 | 0 | 27 | 4/24 | 114.9 |
| at Hou. | 37 | 21 | 241 | 56.7 | 0 | 1 | 46 | 2/15 | 65.3 |
| NYJ | 24 | 15 | 139 | 62.5 | 0 | 0 | 26 | 4/35 | 78.3 |
| at GB | 37 | 23 | 213 | 62.1 | 0 | 1 | 39 | 6/50 | 66.6 |
| at Ind. | | | | | | | | | |
| BUF | | | | | | | | | |
| NE | | | | | | | | | |
| at Min. | | | | | | | | | |
| JAC | | | | | | | | | |
| at Buf. | | | | | | | | | |

OTHERS: ALBERT WILSON: 1-1-52-100.0-1-0-52t-0/0-158.3 vs. Oakland (9/23). DANNY AMENDOLA: 1-1-28-100.0-1-0-28t-0/0-158.3 at Houston (10/25).



2018 REGULAR SEASON STATISTICS

| PLAYER PARTICIPATION | | | | | | | | | | | | | | | | | | | | |
|----------------------|-----|-----|-----|-----|-----|------|------|------|------|------|------|------|----|-----|-----|-----|----|----|-----|-----|
| NAME | TEN | NYJ | OAK | NE | CIN | CHI | DET | HOU | NYJ | GB | IND | BUF | NE | MIN | JAC | BUF | GP | GS | DNP | INA |
| Aikens, Walt | X | | | | | X | | | | X | | X | | | | | 12 | 0 | 0 | 0 |
| Allent, Chase | X | LB | X | INA | X | X | IR | IR | IR | IR | IR | IR | | | | | 12 | 1 | 0 | 1 |
| Alonso, Kiko | LB | LB | LB | LB | LB | LB | LB | LB | LB | LB | LB | LB | | | | | 12 | 12 | 0 | 0 |
| Amendola, Danny | WR | WR | WR | WR | WR | WR | WR | WR | WR | WR | WR | WR | | | | | 11 | 11 | 0 | 1 |
| Anthony, Stephone | X | X | X | X | X | X | X | X | X | X | X | X | | | | | 12 | 0 | 0 | 0 |
| Armstrong, Cornell | INA | X | X | X | X | X | X | X | X | X | X | X | | | | | 11 | 0 | 0 | 1 |
| Asiata, Isaac | PS | PS | PS | PS | PS | PS | PS | PS | PS | X | INA | INA | | | | | 1 | 0 | 0 | 2 |
| Baker, Jerome | LB | X | LB | LB | X | LB | X | LB | LB | LB | X | X | | | | | 12 | 8 | 0 | 0 |
| Ballage, Kelen | INA | INA | INA | X | X | INA | X | X | X | X | X | X | | | | | 8 | 0 | 0 | 4 |
| Branch, Andre | X | X | X | INA | INA | DE | X | X | X | X | X | X | | | | | 10 | 1 | 0 | 2 |
| Brendel, Jake | IR | IR | IR | IR | IR | IR | IR | IR | X | LG | LG | C | | | | | 4 | 3 | 0 | 0 |
| Butler, Brice | NOR | NOR | NOR | NOR | NOR | NOR | NOR | NOR | NOR | X | WR | X | | | | | 2 | 1 | 0 | 0 |
| Carroo, Leonte | PS | PS | PS | PS | PS | PS | PS | PS | X | X | X | X | | | | | 5 | 0 | 0 | 0 |
| Davis, Jalen | PS | PS | PS | PS | PS | PS | PS | PS | PS | PS | PS | PS | | | | | 0 | 0 | 0 | 0 |
| Davis, Jesse | RG | RG | RG | RG | RG | RG | RG | RG | RG | RG | RG | RG | | | | | 12 | 12 | 0 | 0 |
| Denney, John | X | X | X | X | X | X | X | X | X | X | X | X | | | | | 12 | 0 | 0 | 0 |
| Derby, A.J. | X | X | X | INA | INA | INA | INA | INA | INA | INA | INA | INA | | | | | 4 | 0 | 0 | 8 |
| Drake, Kenyan | RB | RB | RB | RB | X | X | X | X | X | X | X | X | | | | | 12 | 5 | 0 | 0 |
| Escobar, Gavin | INA | NOR | NOR | NOR | NOR | NOR | NOR | NOR | NOR | NOR | NOR | NOR | | | | | 0 | 0 | 0 | 1 |
| Fales, David | INA | INA | INA | INA | INA | DNP | DNP | DNP | DNP | DNP | DNP | INA | | | | | 0 | 0 | 5 | 7 |
| Falk, Luke | INA | INA | INA | INA | IR | IR | IR | IR | IR | IR | IR | IR | | | | | 0 | 0 | 0 | 4 |
| Fitzpatrick, Minkah | X | X | S | S | X | S | X | X | CB | S | S | S | | | | | 12 | 7 | 0 | 0 |
| Ford, Isaiah | PS | PS | PS | PS | PS | PS | PS | PS | PS | PS | PS | X | | | | | 1 | 0 | 0 | 0 |
| Gesicki, Mike | TE | X | X | X | TE | X | X | X | X | X | TE | X | | | | | 12 | 4 | 0 | 0 |
| Godeaux, Davon | DT | DT | DT | DT | DT | DT | DT | DT | DT | DT | DT | DT | | | | | 12 | 12 | 0 | 0 |
| Gore, Frank | RB | RB | RB | RB | RB | RB | RB | RB | RB | RB | RB | RB | | | | | 12 | 12 | 0 | 0 |
| Grant, Jakeem | X | WR | X | X | X | X | WR | X | X | INA | IR | X | | | | | 10 | 2 | 0 | 1 |
| Gravelle, Lucas | NOR | PS | PS | NOR | NOR | NOR | NOR | NOR | NOR | NOR | NOR | NOR | | | | | 0 | 0 | 0 | 0 |
| Gray, MarQueis | IR | IR | IR | IR | IR | IR | IR | IR | IR | IR | IR | IR | | | | | 0 | 0 | 0 | 0 |
| Haack, Matt | X | X | X | X | X | X | X | X | X | X | X | X | | | | | 12 | 0 | 0 | 0 |
| Haas, Charles | X | X | X | X | DE | INA | INA | INA | INA | X | X | X | | | | | 7 | 1 | 0 | 5 |
| Hayes, William | X | X | X | IR | IR | IR | IR | IR | IR | IR | IR | IR | | | | | 3 | 0 | 0 | 8 |
| Hilland, Connor | PS | PS | PS | PS | PS | PS | PS | PS | PS | PS | PS | PS | | | | | 0 | 0 | 0 | 0 |
| Hood, Ziggy | NOR | NOR | NOR | NOR | NOR | NOR | NOR | NOR | X | X | X | X | | | | | 4 | 0 | 0 | 0 |
| Howard, Xavien | CB | CB | CB | CB | CB | CB | CB | CB | CB | CB | CB | CB | | | | | 12 | 12 | 0 | 0 |
| Hull, Mike | IR | IR | IR | IR | IR | IR | IR | IR | IR | X | X | X | | | | | 4 | 0 | 0 | 0 |
| James, Ja'Wuan | RT | RT | RT | RT | RT | RT | RT | RT | INA | RT | INA | RT | | | | | 11 | 11 | 0 | 1 |
| Johnson, Wesley | NOR | NOR | NOR | NOR | X | X | X | INA | X | INA | X | X | | | | | 6 | 0 | 0 | 2 |
| Jones, Reshad | S | S | INA | INA | S | S | S | S | S | X | S | S | | | | | 10 | 9 | 0 | 2 |
| Kilgore, Daniel | C | C | C | C | IR | IR | IR | IR | IR | IR | IR | IR | | | | | 4 | 4 | 0 | 0 |
| Lammons, Chris | NOR | NOR | NOR | NOR | NOR | NOR | NOR | NOR | NOR | NOR | NOR | NOR | | | | | 0 | 0 | 0 | 0 |
| Larsen, Ted | X | LG | LG | LG | LG | LG | LG | LG | INA | X | LG | X | | | | | 11 | 9 | 0 | 1 |
| Lewis, Malcolm | NOR | NOR | NOR | NOR | PS | PS | PS | PS | PS | PS | PS | PS | | | | | 0 | 0 | 0 | 0 |
| Malveaux, Cameron | PS | NOR | NOR | PS | X | X | INA | X | X | NOR | NOR | NOR | | | | | 5 | 0 | 0 | 1 |
| McCain, Bobby | CB | CB | CB | CB | INA | INA | CB | CB | X | CB | CB | CB | | | | | 10 | 9 | 0 | 2 |
| McDonald, T.J. | S | S | S | S | S | S | S | S | S | S | S | S | | | | | 12 | 12 | 0 | 0 |
| McEvoy, Tanner | X | X | INA | NOR | NOR | NOR | NOR | NOR | NOR | NOR | NOR | NOR | | | | | 2 | 0 | 0 | 1 |
| McMillan, Rasheem | LB | LB | LB | LB | LB | LB | LB | LB | LB | LB | LB | LB | | | | | 12 | 12 | 0 | 0 |
| McTerry, Torry | X | X | X | X | CB | CB | X | INA | X | X | X | X | | | | | 11 | 2 | 0 | 1 |
| O'Leary, Nick | NOR | NOR | PS | PS | X | TE | TE | X | TE | TE | X | TE | | | | | 8 | 5 | 0 | 0 |
| Oswieiler, Brock | DNP | DNP | DNP | X | DNP | QB | QB | QB | QB | QB | DNP | DNP | | | | | 6 | 5 | 6 | 0 |
| Owusu, Francis | NOR | NOR | NOR | NOR | NOR | NOR | NOR | NOR | NOR | NOR | NOR | NOR | | | | | 0 | 0 | 0 | 0 |
| Parker, DeVante | INA | INA | WR | INA | INA | X | INA | WR | WR | WR | X | WR | | | | | 7 | 5 | 0 | 5 |
| Perry, Senorise | X | X | X | X | X | X | X | X | X | X | X | X | | | | | 12 | 0 | 0 | 0 |
| Phillips, Jordan | X | X | X | X | NOR | NOR | NOR | NOR | NOR | NOR | NOR | NOR | | | | | 4 | 0 | 0 | 0 |
| Pittman, Jamiyus | PS | PS | PS | PS | PS | PS | X | PS | PS | PS | PS | PS | | | | | 3 | 0 | 0 | 0 |
| Poling, Quentin | PS | PS | PS | PS | PS | PS | PS | PS | PS | PS | PS | PS | | | | | 0 | 0 | 0 | 0 |
| Quinn, Robert | DE | DE | DE | DE | DE | DE | DE | DE | DE | DE | DE | DE | | | | | 12 | 12 | 0 | 0 |
| Rudolph, Travis | NOR | NOR | NOR | NOR | NOR | PS-I | PS-I | PS-I | PS-I | PS-I | PS-I | PS-I | | | | | 0 | 0 | 0 | 0 |
| Sanders, Jason | X | X | X | X | X | X | X | X | X | X | X | X | | | | | 12 | 0 | 0 | 0 |
| Sitton, Josh | LG | IR | IR | IR | IR | IR | IR | IR | IR | IR | IR | IR | | | | | 1 | 1 | 0 | 0 |
| Smith, Garrison | NOR | NOR | NOR | NOR | PS | PS | PS | PS-I | PS-I | PS-I | PS-I | PS-I | | | | | 0 | 0 | 0 | 0 |
| Smith, Maurice | PS | PS | X | X | X | INA | X | PS | PS | PS | PS | PS | | | | | 5 | 0 | 0 | 1 |
| Smythe, Durham | X | X | X | X | X | X | X | X | X | X | X | X | | | | | 11 | 1 | 0 | 1 |
| Spaight, Martrell | NOR | NOR | NOR | X | X | INA | X | INA | NOR | NOR | NOR | NOR | | | | | 4 | 0 | 0 | 2 |
| Spence, Akeem | DT | DT | DT | DT | DT | DT | DT | DT | DT | DT | DT | DT | | | | | 12 | 12 | 0 | 0 |
| Sterup, Zach | INA | INA | INA | X | INA | X | X | X | LT | INA | INA | INA | | | | | 6 | 1 | 0 | 6 |
| Stills, Kenny | WR | WR | WR | WR | WR | WR | WR | INA | WR | WR | WR | WR | | | | | 11 | 11 | 0 | 1 |
| Swanson, Travis | NOR | DNP | DNP | X | C | C | C | C | C | C | C | INA | | | | | 8 | 7 | 2 | 1 |
| Tannehill, Cordrea | PS | INA | INA | X | X | X | INA | X | PS | PS | PS | PS | | | | | 6 | 0 | 0 | 2 |
| Tannehill, Ryan | QB | QB | QB | QB | QB | INA | INA | INA | INA | INA | QB | QB | | | | | 7 | 7 | 0 | 5 |
| Taylor, Vincent | X | X | X | X | X | X | X | IR | IR | IR | IR | IR | | | | | 8 | 0 | 0 | 0 |
| Tunisi, Laremy | LT | LT | LT | LT | LT | LT | LT | LT | INA | LT | LT | LT | | | | | 11 | 11 | 0 | 1 |
| Valoaga, Jeremiah | NOR | NOR | NOR | PS | PS | PS | PS | PS | PS | PS | PS | PS | | | | | 0 | 0 | 0 | 0 |
| Wake, Cameron | DE | DE | DE | DE | INA | INA | DE | DE | DE | DE | DE | DE | | | | | 10 | 10 | 0 | 2 |
| Williams, DeShawn | NOR | NOR | NOR | NOR | NOR | NOR | PS | PS | PS | PS | PS | PS | | | | | 0 | 0 | 0 | 0 |
| Williams, Sylvester | NOR | NOR | NOR | NOR | NOR | NOR | NOR | NOR | X | X | X | X | | | | | 4 | 0 | 0 | 0 |
| Wilson, Albert | X | PS | X | WR | X | WR | X | WR | IR | WR | IR | IR | | | | | 7 | 3 | 0 | 1 |
| Woodard, Jonathan | PS | PS | PS | X | X | INA | X | INA | INA | INA | INA | INA | | | | | 4 | 0 | 0 | 5 |
| Young, Sam | X | X | X | X | X | NOR | INA | INA | INA | INA | INA | X | | | | | 8 | 1 | 0 | 3 |

POSITION IN CAPS = STARTER

X = PLAYED/SUBSTITUTED

INA = INACTIVE

IR = INJURED RESERVE

SUS = SUSPENDED

NOR = NOT ON ROSTER

PS = PRACTICE SQUAD

DNP = DID NOT PLAY

NFI = NON-FOOTBALL ILLNESS/INJURY

PUP = PHYSICALLY UNABLE TO PERFORM

PS-I = PRACTICE SQUAD (INJURED)



THE LAST TIME IT HAPPENED

THE LAST TIME (TEAM)

| BY DOLPHINS | | BY OPPONENT |
|--|---|---|
| 31-28, vs. Chicago, 10/14/18 | WON IN OVERTIME | 21-24, at Arizona, 9/30/12 |
| 31-28, vs. N.Y. Jets, 10/22/17 | WON BY SCORING IN THE LAST 2 MINUTES | 24-27, at Indianapolis, 11/25/18 |
| 34-31, at Buffalo, 12/24/16 | TIED BY SCORING IN THE LAST 2 MINUTES | 21-24, at Arizona, 9/30/12 |
| 37-0, vs. San Diego, 11/2/14 | SHUTOUT AN OPPONENT | 0-40, at Baltimore, 10/26/17 |
| 35-9, vs. Denver, 12/3/17 | WON BY 20+ POINTS | 7-38, at New England, 9/30/18 |
| 24-23, vs. Buffalo, 12/4/05 | WON AFTER TRAILING BY 20+ POINTS | 34-46, vs. New Orleans, 10/25/09 |
| 38-10, at Tennessee, 10/18/15 | HELD A 28+ POINT LEAD | 7-38, at New England, 9/30/18 |
| 35-9, vs. Denver, 12/3/17 | HELD A 21+ POINT LEAD | 7-38, at New England, 9/30/18 |
| 21 (third quarter), at N.Y. Jets, 12/17/16 | SCORED 20+ POINTS IN A QUARTER | 21 (third quarter), vs. Chicago, 10/14/18 |
| 21 (second half), vs. Chicago, 10/14/18 | SCORED 20+ POINTS IN A HALF | 28 (second half), at Houston, 10/25/18 |
| 13-6, vs. N.Y. Jets, 11/4/18 | HELD OPPONENT WITHOUT A TD | 12-31, at Green Bay, 11/11/18 |
| 3 offense & 1 defense, vs. Denver, 12/3/17 | SCORED TD ON OFFENSE AND DEFENSE | 1 offense & 2 defense, at Cincinnati, 10/7/18 |
| 1 offense, 1 defense, 2 special teams, at N.Y. Jets, 11/1/09 | SCORED TD ON OFFENSE, DEFENSE & SPECIAL TEAMS | 2 offense, 1 defense & 2 special teams, at New England, 10/4/10 |
| Twice vs. Denver, 12/3/17 | SCORED SAFETY | vs. Indianapolis, 12/26/15 |

THE LAST TIME (OFFENSE)

| BY DOLPHINS | | BY OPPONENT |
|--|---|---|
| Has never happened | 600+ NET YARDS OF OFFENSE | 622, vs. New England, 9/12/11 |
| 541, vs. Chicago, 10/14/18 | 500+ NET YARDS OF OFFENSE | 548, at Carolina, 11/13/17 |
| 541, vs. Chicago, 10/14/18 | 400+ NET YARDS OF OFFENSE | 415, vs. Buffalo, 12/2/18 |
| 315, vs. Baltimore, 11/11/73 | 300+ NET RUSHING YARDS | 305, at Pittsburgh, 12/18/88 |
| 261, at Buffalo, 12/24/16 | 200+ NET RUSHING YARDS | 248, vs. Detroit, 10/21/18 |
| 206, Jay Ajayi, at Buffalo, 12/24/16 | 200-YARD RUSHING GAME | 203, Rueben Mayes, vs. New Orleans, 12/7/86 |
| 206, Jay Ajayi, at Buffalo, 12/24/16 | 150-YARD RUSHING GAME | 158, Kerryon Johnson vs. Detroit, 10/21/18 |
| 101, Frank Gore, vs. Chicago, 10/14/18 | 100-YARD RUSHING GAME | 135, Josh Allen, vs. Buffalo, 12/2/18 |
| Mercury Morris (125) and Don Nottingham (102), at Green Bay, 10/5/75 | TWO 100-YARD RUSHERS | LeSean McCoy (112) and Karlos Williams (110), at Buffalo, 11/8/15 |
| Kenyan Drake, 120, vs. Denver, 12/3/17, 114, vs. New England, 12/11/17 | CONSECUTIVE 100-YARD RUSHING GAMES | Kerryon Johnson, 158, vs. Detroit, 10/21/18 and Lamar Miller, 133, at Houston, 10/25/18 |
| Jay Ajayi (206) and Damien Williams (56), at Buffalo, 12/24/16 | COMBINED 200-YARDS RUSHING BY 2 PLAYERS | Kerryon Johnson (158) and LeGarrette Blount (50), vs. Detroit, 10/21/18 |
| 32, Jay Ajayi, at Buffalo, 12/24/16 | 30+ CARRIES | 32, Knile Davis, vs. Kansas City, 9/21/14 |
| 25, Kenyan Drake, vs. New England, 12/11/17 | 25+ CARRIES | 25, Sony Michel, at New England, 9/30/18 |



THE LAST TIME (OFFENSE)

| BY DOLPHINS | | BY OPPONENT |
|--|--|--|
| 85t, Lamar Miller, vs. Houston, 10/25/15 | 80+ YARD RUSHING PLAY | Has never happened |
| 69, Damien Williams, vs. Tampa Bay, 11/19/17 | 60+ YARD RUSHING PLAY | 67, Aaron Jones, at Green Bay, 11/11/18 |
| 54t, Kenyan Drake vs. Detroit, 10/21/18 | 40+ YARD RUSHING PLAY | 67, Aaron Jones, at Green Bay, 11/11/18 |
| 2, Jay Ajayi, vs. Pittsburgh, 10/16/16 | 2+ RUSHING TOUCHDOWNS | 2, Aaron Jones, at Green Bay, 11/11/18 |
| 442, at Cincinnati, 10/1/95 | 400+ NET PASSING YARDS (TEAM) | 419, at Indianapolis, 11/4/12 |
| 380, vs. Chicago, 10/14/18 | 300+ NET PASSING YARDS (TEAM) | 337, at Indianapolis, 11/25/18 |
| 58, Ryan Tannehill, at N.Y. Jets, 11/29/15 | 50+ PASS ATTEMPTS | 56, Tom Brady, vs. New England, 9/7/14 |
| 44, Brock Osweiler, vs. Chicago, 10/14/18 | 40+ PASS ATTEMPTS | 41, Sam Darnold, at N.Y. Jets, 9/16/18 |
| 34, Jay Cutler, vs. Oakland, 11/5/17 | 30+ COMPLETIONS | 30, Andrew Luck, at Indianapolis, 11/25/18 |
| 28, Brock Osweiler, vs. Chicago, 10/14/18 | 25+ COMPLETIONS | 30, Andrew Luck, at Indianapolis, 11/25/18 |
| vs. Chicago, 10/14/18 | NO SACKS ALLOWED | at Houston, 10/25/18 |
| Has never happened | PERFECT PASSER RATING (158.3) (MIN. 20 ATTEMPTS) | 158.3, Geno Smith, vs. N.Y. Jets, 12/28/14 |
| 380, Brock Osweiler, vs. Chicago, 10/14/18 | 300+ YARD PASSER | 343, Andrew Luck, at Indianapolis, 11/25/18 |
| Ryan Tannehill, 389, at New England, 9/18/16 and 319, vs. Cleveland, 9/25/16 | CONSECUTIVE 300+ YARD PASSING GAMES | Sam Darnold, 334, at N.Y. Jets, 9/16/18 and Derek Carr, 345, vs. Oakland, 9/23/18 |
| 4, Matt Moore, at N.Y. Jets, 12/17/16 | 4+ TD PASSES | 5, Deshaun Watson, at Houston, 10/25/18 |
| 3, Ryan Tannehill, vs. Buffalo, 12/2/18 | 3+ TD PASSES | 3, Andrew Luck, at Indianapolis, 11/25/18 |
| 15, Chris Chambers, vs. Buffalo, 12/4/05 | 15+ RECEPTIONS | 15, Isaac Bruce, at St. Louis, 12/24/95 |
| 10, Jarvis Landry, at Buffalo, 12/17/17 | 10+ RECEPTIONS | 10, Alvin Kamara, vs. New Orleans, 10/1/17 |
| 253, Brian Hartline, at Arizona, 9/30/12 | 200-YARD RECEIVER | 221, Eric Decker, vs. N.Y. Jets, 12/28/14 |
| 155, Albert Wilson, vs. Chicago, 10/14/18 | 150-YARD RECEIVER | 173, Jordy Nelson, vs. Oakland, 9/23/18 |
| 134, DeVante Parker, at Houston, 10/25/18 | 100-YARD RECEIVER | 125, T.Y. Hilton, at Indianapolis, 11/25/18 |
| Jarvis Landry (137) and DeVante Parker (106) at New England, 9/18/16 | TWO 100-YARD RECEIVERS IN SAME GAME | Calvin Johnson (113) and Golden Tate (109) at Detroit, 11/9/14 |
| Jarvis Landry, 103, vs. Arizona, 12/11/16 and 108, at N.Y. Jets, 12/17/16 | CONSECUTIVE 100-YARD RECEIVING GAMES | A.J. Green, 112, at Cincinnati, 10/7/18 and Taylor Gabriel, 110, vs. Chicago, 10/14/18 |
| Albert Wilson, 150 (second half), vs. Chicago, 10/14/18 | 100-YARDS RECEIVING IN A HALF | Jordy Nelson, 151 (first half), vs. Oakland, 9/23/18 |
| Has never happened | 90+ YARD PASSING PLAY | 99t, Tom Brady to Wes Welker, vs. New England, 9/12/11 |
| 80, Ryan Tannehill to Brian Hartline, at Arizona, 9/30/12 | 80+ YARD PASSING PLAY | 84, Eli Manning to Odell Beckham Jr., vs. N.Y. Giants, 12/14/15 |
| 74t, Ryan Tannehill to Leonte Carroo, at Indianapolis, 11/25/18 | 60+ YARD PASSING PLAY | 73t, Deshaun Watson to Will Fuller, at Houston, 10/25/18 |
| 74t, Ryan Tannehill to Leonte Carroo, at Indianapolis, 11/25/18 | 50+ YARD PASSING PLAY | 73t, Deshaun Watson to Will Fuller, at Houston, 10/25/18 |
| 74t, Ryan Tannehill to Leonte Carroo, at Indianapolis, 11/25/18 | 40+ YARD PASSING PLAY | 49t, Deshaun Watson to DeAndre Hopkins, at Houston, 10/25/18 |
| 3, Lamar Thomas, vs. Denver, 12/21/98 | 3+ TD RECEPTIONS | 3, Danny Woodhead, at San Diego, 12/20/15 |
| 2, Albert Wilson, vs. Chicago, 10/14/18 | 2+ TD RECEPTIONS | 2, Zay Jones, vs. Buffalo, 12/2/18 |



THE LAST TIME (OFFENSE)

| BY DOLPHINS | | BY OPPONENT |
|--|---|---|
| Kenyan Drake (114 rushing and 79 receiving), vs. New England, 12/11/17 | LED TEAM IN RUSHING & RECEIVING IN SAME GAME | C.J. Anderson (67 rushing and 43 receiving), vs. Denver, 12/3/17 |
| Frank Gore (101 rushing) and Albert Wilson (155 receiving) vs. Chicago, 10/14/18 | 100-YARD RUSHER & 100-YARD RECEIVER IN SAME GAME | Lamar Miller (133 rushing) and Will Fuller (124 receiving) at Houston, 10/25/18 |
| Brock Osweiler (380 passing), Frank Gore (101 rushing) and Albert Wilson (155 receiving) vs. Chicago, 10/14/18 | 100-YARD RUSHER, 100-YARD RECEIVER & 300-YARD PASSER IN SAME GAME | Tyrod Taylor (329 passing), LeSean McCoy (128 rushing), Sammy Watkins (154 receiving), at Buffalo, 12/24/16 |
| Kenyan Drake (1 rushing, 1 receiving), at Indianapolis, 11/25/18 | 1+ RUSHING TD & 1+ RECEIVING TD IN SAME GAME | James White (1 rushing, 1 receiving), at New England, 9/30/18 |
| David Fales (1 passing, 1 rushing), vs. Buffalo, 12/31/17 | 1+ PASSING TD & 1+ RUSHING TD IN SAME GAME | Tyrod Taylor (1 passing, 1 rushing), at Buffalo, 12/17/17 |
| vs. N.Y. Jets, 11/4/18 | NO TURNOVERS | at Houston, 10/25/18 |
| vs. Buffalo, 12/2/18 | TD SCORED ON FIRST DRIVE | at Indianapolis, 11/25/18 |
| Brock Osweiler to Kenny Stills, vs. Chicago, 10/14/18 | SUCCESSFUL 2-POINT CONVERSION | Josh Allen to Zay Jones, vs. Buffalo, 12/2/18 |
| vs. Buffalo, 12/31/17 | FAILED 2-POINT CONVERSION | vs. Detroit, 10/21/18 |

THE LAST TIME (DEFENSE)

| BY DOLPHINS | | BY OPPONENT |
|--|---|--|
| 76, vs. Buffalo, 10/21/73 | HELD OPPONENT UNDER 100 YARDS OF TOTAL OFFENSE | 88, at New England, 10/12/80 |
| 118, vs. Buffalo, 9/21/03 | HELD OPPONENT UNDER 150 YARDS OF TOTAL OFFENSE | 103, at Buffalo, 12/22/13 |
| 188, vs. Tennessee, 10/8/17 | HELD OPPONENT UNDER 200 YARDS OF TOTAL OFFENSE | 175, vs. Buffalo, 12/2/18 |
| 282, vs. N.Y. Jets, 11/4/18 | HELD OPPONENT UNDER 300 YARDS OF TOTAL OFFENSE | 175, vs. Buffalo, 12/2/18 |
| 25, vs. New England, 12/11/17 | HELD OPPONENT UNDER 30 YARDS RUSHING | 12, at N.Y. Jets, 11/29/15 |
| 42, at N.Y. Jets, 9/16/18 | HELD OPPONENT UNDER 50 YARDS RUSHING | 41, vs. Oakland, 9/23/18 |
| 42, at N.Y. Jets, 9/16/18 | HELD OPPONENT UNDER 75 YARDS RUSHING | 60, vs. Buffalo, 12/2/18 |
| 80, vs. N.Y. Jets, 11/4/18 | HELD OPPONENT UNDER 100 YARDS RUSHING | 60, vs. Buffalo, 12/2/18 |
| 49, at N.Y. Jets, 12/1/14 | HELD OPPONENT UNDER 100 YARDS NET PASSING | 78, vs. Tennessee, 10/8/17 |
| 125, vs. Arizona, 12/11/16 | HELD OPPONENT UNDER 150 YARDS NET PASSING | 115, vs. Buffalo, 12/2/18 |
| Louis Delmas (81) and Brent Grimes (22), at Jacksonville, 10/26/14 | 2+ INTERCEPTION RETURNS FOR TOUCHDOWNS BY TEAM IN SAME GAME | Darren Sharper (42) and Tracy Porter (54), vs. New Orleans, 10/25/09 |
| 25t, Jerome Baker, vs. N.Y. Jets, 11/4/18 | INTERCEPTION RETURN FOR A TD | 22t, Michael Johnson, at Cincinnati, 10/7/18 |
| 3, Sam Madison, vs. Tennessee, 11/7/99 | 3+ INTERCEPTIONS | 3, Nate Clements, at Buffalo, 10/20/02 |
| 2, Xavien Howard, vs. Buffalo, 12/2/18 | 2+ INTERCEPTIONS | 2, Kyle Fuller, vs. Chicago, 10/14/18 |



THE LAST TIME (DEFENSE)

| BY DOLPHINS | | BY OPPONENT |
|--|--------------------------------|---|
| 8, at Arizona, 9/30/12 | 7+ SACKS BY TEAM | 7, at New England, 11/26/17 |
| 6, vs. Tennessee, 10/8/17 | 6+ SACKS BY TEAM | 6, at Green Bay, 11/11/18 |
| 6, vs. Tennessee, 10/8/17 | 5+ SACKS BY TEAM | 6, at Green Bay, 11/11/18 |
| 4, Cameron Wake, at Tennessee, 10/18/15 | 4+ SACKS | Has never happened |
| 4, Cameron Wake, at Tennessee, 10/18/15 | 3+ SACKS | 3.5, Elvis Dumervil, vs. Baltimore, 12/7/14 |
| 2, Cameron Wake, vs. N.Y. Jets, 11/4/18 2, Akeem Spence, vs. N.Y. Jets, 11/4/18 | 2+ SACKS | 2, Jordan Jenkins, vs. N.Y. Jets, 11/4/18 |
| 14t, Reshad Jones, at New England, 11/26/17 | FUMBLE RECOVERED FOR TOUCHDOWN | 19t, Sam Hubbard, at Cincinnati, 10/7/18 |

THE LAST TIME (SPECIAL TEAMS)

| BY DOLPHINS | | BY OPPONENT |
|--|--|--|
| 102t, Jakeem Grant, vs. Tennessee, 9/9/18 | KICKOFF RETURN FOR A TD | 94t, Darius Jennings, vs. Tennessee, 9/9/18 |
| 94t, Mercury Morris, at New England, 12/5/71 | KICKOFF RETURN FOR A TD ON OPENING KICKOFF | 101t, Jacoby Ford, at Oakland, 11/28/10 |
| 102t, Jakeem Grant, vs. Tennessee, 9/9/18 | 50+ YARD KICKOFF RETURN | 94t, Darius Jennings, vs. Tennessee, 9/9/18 |
| 71t, Jakeem Grant, at Cincinnati, 10/7/18 | PUNT RETURN FOR A TD | 79t, Leodis McKelvin, at Buffalo, 11/15/12 |
| 71t, Jakeem Grant, at Cincinnati, 10/7/18 | 50+ YARD PUNT RETURN | 57, Jeremy Kerley, at N.Y. Jets, 11/29/15 |
| Walt Aikens, at N.Y. Jets, 12/17/16 | BLOCKED PUNT RECOVERED FOR A TD | Chris Burkett, vs. N.Y. Jets, 9/29/91 |
| Brandon Bolden, at Green Bay, 11/11/18 | BLOCKED PUNT | Boobie Dixon, at Buffalo, 9/14/14 |
| Walt Aikens return of blocked PAT, vs. Arizona, 12/11/16 | DEFENSIVE 2-POINT CONVERSION ON PAT | Has never happened |
| Jordan Phillips, vs. Arizona, 12/11/16 | BLOCKED PAT | Donald Penn, vs. Tampa Bay, 11/15/09 |
| Jason Sanders, at N.Y. Jets, 9/16/18 | MISSED (NOT BLOCKED) PAT | Steven Hauschka, vs. Buffalo, 12/2/18 |
| Vincent Taylor, at Cincinnati, 10/7/18 | BLOCKED FIELD GOAL | Daniel McCullers, vs. Pittsburgh, 10/16/16 |
| 47t, Curtis Johnson, vs. Green Bay, 12/19/71 | BLOCKED FIELD GOAL RETURNED FOR TD | 62t, Kyle Arrington, vs. New England, 12/14/14 |
| 6, Dan Carpenter, at Oakland, 11/28/10 | 6+ FIELD GOALS ATTEMPTED | 6, Harrison Butker, at Kansas City, 12/24/17 |
| 5, Andrew Franks, vs. Pittsburgh, 10/16/16 | 5+ FIELD GOALS ATTEMPTED | 6, Harrison Butker, at Kansas City, 12/24/17 |
| 4, Jason Sanders, at Green Bay, 11/11/18 | 4+ FIELD GOALS ATTEMPTED | 4, Matt Prater, vs. Detroit, 10/21/18 |
| 4, Jason Sanders, at Green Bay, 11/11/18 | 3+ FIELD GOALS ATTEMPTED | 3, Adam Vinatieri, at Indianapolis, 11/25/18 |
| 6, Olindo Mare, at New England, 10/17/99 | 6+ FIELD GOALS MADE | Never happened |
| 5, Dan Carpenter, at Cincinnati, 10/31/10 | 5+ FIELD GOALS MADE | 5, Harris Butker, at Kansas City, 12/24/17 |
| 4, Jason Sanders, at Green Bay, 11/11/18 | 4+ FIELD GOALS MADE | 4, Matt Prater, vs. Detroit, 10/21/18 |
| 4, Jason Sanders, at Green Bay, 11/11/18 | 3+ FIELD GOALS MADE | 4, Matt Prater, vs. Detroit, 10/21/18 |
| vs. Buffalo, 12/31/17 | SUCCESSFUL ONSIDE KICK | at Buffalo, 12/18/11 |
| at Houston, 10/25/18 | FAILED ONSIDE KICK ATTEMPT | vs. Oakland, 9/23/18 |



GAME SUMMARIES & GAME BOOK



2018 GAME RECAPS

WEEK 1

SEPT. 9, 2018 | MIAMI GARDENS, FLA.
HARD ROCK STADIUM
ATTENDANCE: 65,184 | TV: FOX

SCORING SUMMARY

| | 1 | 2 | 3 | 4 | F |
|-----------|---|---|---|----|----|
| Tennessee | 3 | 0 | 0 | 17 | 20 |
| Miami | 0 | 7 | 3 | 17 | 27 |

TENNESSEE 20

MIAMI 27

In what had to be one of the strangest season openers in NFL history, the Dolphins struck for big plays to defeat the Tennessee Titans at Hard Rock Stadium.

Jakeem Grant scored on a 102-yard kickoff return in the first minute of the fourth quarter to break a 10-10 tie and Ryan Tannehill later hit Kenny Stills with a 75-yard touchdown pass to highlight the 27-20 victory.

Reshad Jones also played a big role in the victory. His 54-yard return of his second interception of the game set up Jason Sanders' 30-yard field goal that gave the Dolphins a 10-point cushion with 3:49 left in the fourth quarter. Tennessee kicked a field goal with 11 seconds left in their hope of pulling off a miracle comeback, but rookie Jerome Baker recovered the ensuing onside kick to clinch the victory.

Jones became the first Dolphins safety since 2004 to have two interceptions in one game.

Stills' touchdown was his second of the game. He had a 10-yard TD reception in the second quarter that gave the Dolphins a 7-3 lead.

Grant's touchdown, the second-longest kickoff return in franchise history behind only a 105-yarder by Mercury Morris in 1973, came right after Tennessee had tied the game with a 1-yard touchdown run by Dion Lewis. Grant became the fourth player to have punt and kickoff returns for touchdowns for the Dolphins, as he joined Ted Ginn Jr., Marcus Thigpen and Freddie Solomon.

Tennessee also scored on a kickoff return, with Darius Jennings answering Stills' long touchdown with a 94-yard touchdown to make it 24-17.

Thanks to two delays right around two hours because of lightning near Hard Rock Stadium, the game set a record as the longest in NFL history. The game lasted a little more than seven hours, easily beating the previous mark of 5 hours, 16 minutes, according to the Elias Sports Bureau.

The first delay occurred late in the second quarter and the second took place midway through the third quarter.

The Dolphins' 98-yard scoring drive in the second quarter was the third-longest in team history and the longest since a 99-yard drive Sept. 24, 1989 against the New York Jets.

The game first was delayed almost two hours because of lightning around Hard Rock Stadium. The stoppage came with 1:11 left in the first half and Tennessee facing a third-and-1 from its 24-yard line.

The second delay came with 6:47 left in the third quarter and lasted 2 hours and 2 minutes.

SCORING DRIVES

| TEAM | QTR | TIME | PLAY (EXTRA POINT) (DRIVE INFO) | TEN | MIA |
|----------|-----|-------|--|-----|-----|
| Titans | 1 | 10:18 | R.Succop 47 yd. Field Goal (9-37, 4:42) | 3 | 0 |
| Dolphins | 2 | 11:21 | K.Stills 10 yd. pass from R.Tannehill (J.Sanders kick) (12-98, 5:21) | 3 | 7 |
| Dolphins | 3 | 4:05 | J.Sanders 27 yd. Field Goal (6-19, 2:37) | 3 | 10 |
| Titans | 4 | 14:17 | D.Lewis 4 yd. run (R.Succop kick) (9-75, 4:48) | 10 | 10 |
| Dolphins | 4 | 14:04 | J.Grant 102 yd. kickoff return (J.Sanders kick) (0-0, 0:13) | 10 | 17 |
| Dolphins | 4 | 10:22 | K.Stills 75 yd. pass from R.Tannehill (J.Sanders kick) (4-89, 1:17) | 10 | 24 |
| Titans | 4 | 10:11 | D.Jennings 94 yd. kickoff return (R.Succop kick) (0-0, 0:11) | 17 | 24 |
| Dolphins | 4 | 3:49 | J.Sanders 30 yd. Field Goal (4-0, 2:15) | 17 | 27 |
| Titans | 4 | 0:11 | R.Succop 53 yd. Field Goal (6-45, 0:56) | 20 | 27 |

GAME STATISTICS

RUSHING (Att-Yds-TD):

Tennessee: D. Lewis 16-75-1, D. Henry 10-26, M. Mariota 3-15.
Miami: F. Gore 9-61, K. Drake 14-48, A. Wilson 2-7, R. Tannehill 4-4.

PASSING (A-C-Y-TD-I):

Tennessee: B. Gabbert 22-11-117-0-1, M. Mariota 16-9-103-0-2.
Miami: R. Tannehill 28-20-230-2-2.

RECEIVING (Rec-Yds-TD):

Tennessee: C. Davis 6-62, D. Lewis 5-35, D. Walker 4-52, L. Stocker 2-37, T. Sharpe 1-17, J. Smith 1-12, D. Henry 1-5.
Miami: J. Grant 5-38, K. Stills 4-106-2, D. Amendola 4-26, A. Wilson 3-31, K. Drake 3-18, M. Gesicki 1-11.

SACKS (Sk-Yds):

Tennessee: K. Correa 1-8.
Miami: None.

INTERCEPTIONS (Int-Yds):

Tennessee: M. Butler 1-34, K. Vaccaro 1-0.
Miami: R. Jones 2-80, K. Alonso 1-1.

FORCED FUMBLES:

Tennessee: None.
Miami: None.

FUMBLE RECOVERIES (No-Yds):

Tennessee: None.
Miami: None.

| TEAM STATS | TEN | MIA |
|------------------------------|-------------------|-------------------|
| FIRST DOWNS | 19 | 18 |
| Rushing | 4 | 7 |
| Passing | 13 | 9 |
| Penalty | 2 | 2 |
| 3RD-DOWN EFFICIENCY | 6 FOR 14 | 2 FOR 10 |
| 4TH-DOWN EFFICIENCY | 0 FOR 2 | 0 FOR 1 |
| TOTAL NET YARDS | 336 | 342 |
| TOTAL NET PLAYS | 67 | 58 |
| Average Gain | 5.0 | 5.9 |
| NET YARDS RUSHING | 116 | 120 |
| Rushes | 29 | 29 |
| Yards per Rush | 4.0 | 4.1 |
| NET YARDS PASSING | 220 | 222 |
| Completed - Attempted | 20-38 | 20-28 |
| Yards per Pass Play | 5.8 | 7.7 |
| Sacked - Yards Lost | 0-0 | 1-8 |
| Had Intercepted | 3 | 2 |
| PUNTS - AVERAGE | 4-179-44.8 | 4-215-53.8 |
| RETURN YARDAGE | 199 | 207 |
| Punts - Return Yards | 2-44 | 2-1 |
| Kickoffs - Return Yards | 2-121 | 2-125 |
| Interceptions - Return Yards | 2-34 | 3-81 |
| PENALTIES - YARDS | 5-48 | 7-51 |
| FUMBLES - LOST | 0-0 | 0-0 |
| RED-ZONE EFFICIENCY | 1 FOR 2 | 1 FOR 5 |
| GOAL-TO-GO EFFICIENCY | 1 FOR 2 | 1 FOR 2 |
| TIME OF POSSESSION | 29:35 | 30:25 |



2018 GAME RECAPS

WEEK 2

SEPT. 16 2018 | EAST RUTHERFORD, N.J.
METLIFE STADIUM
ATTENDANCE: 77,982 | TV: CBS

SCORING SUMMARY

| | 1 | 2 | 3 | 4 | F |
|-----------|---|----|---|---|----|
| Miami | 7 | 13 | 0 | 0 | 20 |
| N.Y. Jets | 0 | 0 | 6 | 6 | 12 |

MIAMI 20

N.Y. JETS 12

SCORING DRIVES

| TEAM | QTR | TIME | PLAY (EXTRA POINT) (DRIVE INFO) | MIA | NYJ |
|----------|-----|-------|--|-----|-----|
| Dolphins | 1 | 1:12 | K. Drake 6 yd. run (J. Sanders kick) (3-15, 1:29) | 7 | 0 |
| Dolphins | 2 | 4:10 | A. Wilson 29 yd. pass from R. Tannehill (J. Sanders kick) (2-49, 0:46) | 14 | 0 |
| Dolphins | 2 | 0:42 | A. Derby 19 yd. pass from R. Tannehill (kick failed, wr) (8-62, 1:47) | 20 | 0 |
| Jets | 3 | 11:51 | B. Powell 28 yd. pass from S. Darnold (kick failed, wl) (7-75, 3:09) | 20 | 6 |
| Jets | 4 | 10:06 | J. Myers 55 yd. Field Goal (11-22, 6:14) | 20 | 9 |
| Jets | 4 | 5:56 | J. Myers 41 yd. Field Goal (10-63, 3:05) | 20 | 12 |

The Dolphins used a big first half to produce their first 2-0 start in five years.

Ryan Tannehill threw two touchdown passes and the defense came up with two takeaways to help the Dolphins build a 20-0 lead on their way to a 20-12 victory against the New York Jets at MetLife Stadium.

It's the Dolphins' first 2-0 start since 2013 when they started 3-0.

Albert Wilson and A.J. Derby caught the touchdown passes and running back Kenyan Drake had the other touchdown for the Dolphins, who got interceptions by safety T.J. McDonald and cornerback Xavier Howard along with a fumble recovery by linebacker Raekwon McMillan.

Tannehill ended the first half 12-for-15 for 116 yards with two touchdowns and a 138.5 passer rating.

The Dolphins spoiled the first home game for Jets rookie quarterback Sam Darnold, who passed for 334 yards and a touchdown, but had a 74.6 passer rating because of those two interceptions.

The Dolphins didn't score in the second half but the offense came up with a clutch game-clinching drive that featured four first downs and ate up the final 5:56 of the game.

Frank Gore became the fourth-leading rusher in NFL history, passing Curtis Martin with an 8-yard run in the third quarter. He now trails only Emmitt Smith, Walter Payton and Barry Sanders. Gore had a key 20-yard reception on a fourth-quarter drive that helped the Dolphins run out the clock.

Tannehill was used as a runner in this game, starting from the first snap when he kept the ball on an option play and sprinted for a 20-yard gain before sliding. He later had a 5-yard run off a similar play. He had a key 14-yard gain on another keeper in the fourth quarter before clinching the victory with an 8-yard run on third-and-6 on the final play before the two-minute warning with the Jets out of timeouts.

Defensive end Robert Quinn again was a force along the defensive line. He induced a false start penalty, later pushed Sam Darnold into the pocket and right into the arms of Jordan Phillips for the Dolphins' first sack of the season, and then had a sack himself.

Punter Matt Haack was an unsung hero in the first half as he had four punts inside the 20-yard line, including one that forced the Jets to start at their 4-yard line.

The Dolphins opened the scoring after their first takeaway, McDonald's interception that he returned 31 yards to the Jets 14-yard line. After Wilson starting 3 yards on a Wildcat run, Drake went in almost untouched on third-and-1 thanks to some key blocks by Laremy Tunsil and Ted Larsen, the new starting left guard after four-time Pro Bowl selection Josh Sitton was placed on injured reserve.

McMillan's fumble recovery at the Jets 49-yard line after fellow linebacker Kiko Alonso knocked the ball loose from wide receiver Robby Anderson set up the Dolphins' second touchdown.

GAME STATISTICS

RUSHING (Att-Yds-TD):

Miami: K. Drake 11-53-1, R. Tannehill 8-44, F. Gore 9-25, A. Wilson 2-8, J. Grant 1-5.
N.Y. Jets: I. Crowell 12-35, B. Powell 5-6, S. Darnold 2-1.

PASSING (A-C-Y-TD-I):

Miami: R. Tannehill 23-17-168-2-0.
N.Y. Jets: S. Darnold 41-25-334-1-2.

RECEIVING (Rec-Yds-TD):

Miami: D. Amendola 4-32, K. Drake 4-17, A. Wilson 3-37-1, J. Grant 2-27, K. Stills 2-17, A. Derby 1-19-1, F. Gore 1-19.
N.Y. Jets: Q. Enumwa 7-92, B. Powell 5-74-1, T. Pryor 4-84, R. Anderson 3-27, C. Herndon 2-30, I. Crowell 2-4, E. Tomlinson 1-24, J. Kearse 1(-1).

SACKS (Sk-Yds):

Miami: R. Quinn 1-6, J. Phillips 1-5, W. Hayes 1-3.
N.Y. Jets: J. Jenkins 1-17, H. Anderson 1-15, B. Copeland 1-8, J. Adams 1-6.

INTERCEPTIONS (Int-Yds):

Miami: T. McDonald 1-31, X. Howard 1-0.
N.Y. Jets: None.

FORCED FUMBLES:

Miami: K. Alonso 2.
N.Y. Jets: J. Jenkins 1, J. Adams 1.

FUMBLE RECOVERIES (No-Yds):

Miami: R. McMillan 1-0.
N.Y. Jets: J. Jenkins 1-0, A. Williamson 1-0.

| TEAM STATS | MIA | NYJ |
|------------------------------|------------|------------|
| FIRST DOWNS | 18 | 21 |
| Rushing | 6 | 3 |
| Passing | 9 | 17 |
| Penalty | 3 | 1 |
| 3RD-DOWN EFFICIENCY | 6 FOR 13 | 3 FOR 10 |
| 4TH-DOWN EFFICIENCY | 0 FOR 0 | 0 FOR 0 |
| TOTAL NET YARDS | 257 | 362 |
| TOTAL NET PLAYS | 58 | 63 |
| Average Gain | 4.4 | 5.7 |
| NET YARDS RUSHING | 135 | 42 |
| Rushes | 31 | 19 |
| Yards per Rush | 4.4 | 2.2 |
| NET YARDS PASSING | 122 | 320 |
| Completed - Attempted | 17-23 | 25-41 |
| Yards per Pass Play | 4.5 | 7.3 |
| Sacked - Yards Lost | 4-46 | 3-14 |
| Had Intercepted | 0 | 2 |
| PUNTS - AVERAGE | 6-295-49.2 | 5-263-52.6 |
| RETURN YARDAGE | 113 | 4 |
| Punts - Return Yards | 3-48 | 1-4 |
| Kickoffs - Return Yards | 1-34 | 0-0 |
| Interceptions - Return Yards | 2-31 | 0-0 |
| PENALTIES - YARDS | 2-10 | 7-50 |
| FUMBLES - LOST | 3-2 | 4-1 |
| RED-ZONE EFFICIENCY | 2 FOR 3 | 0 FOR 2 |
| GOAL-TO-GO EFFICIENCY | 0 FOR 0 | 0 FOR 0 |
| TIME OF POSSESSION | 28:25 | 31:35 |



2018 GAME RECAPS

WEEK 3

SEPT. 23, 2018 | MIAMI GARDENS, FLA.
HARD ROCK STADIUM
ATTENDANCE: 65,667 | TV: CBS

| | |
|-------------------|-----------------|
| OAKLAND 20 | MIAMI 28 |
|-------------------|-----------------|

| SCORING SUMMARY | | | | | |
|-----------------|---|---|---|----|----|
| | 1 | 2 | 3 | 4 | F |
| Oakland | 7 | 3 | 7 | 3 | 20 |
| Miami | 0 | 7 | 7 | 14 | 28 |

Head Coach Adam Gase pulled out his bag of tricks Sunday, and it helped produce a thrilling comeback victory for the Dolphins.

Jakeem Grant scored two touchdowns in the fourth quarter off gadget plays and the Dolphins overcame a 17-7 deficit to defeat the Oakland Raiders 28-20 at Hard Rock Stadium and move to 3-0 on the season.

Grant gave the Dolphins the lead for good with 7:18 on a 52-yard pass from wide receiver Albert Wilson (a quarterback in high school) after quarterback Ryan Tannehill handed the ball to Frank Gore, who then flipped it to Wilson.

Grant earlier scored on a 16-yard reception when he took a flip from Tannehill as he was running across the line of scrimmage to the right with the quarterback in shotgun formation.

The Dolphins added to their lead when Wilson scored on a 74-yard reception on the final snap before the two-minute warning off the same play, except this one when he was running to the left.

Wilson's touchdown came two plays after cornerback Xavier Howard preserved the Dolphins' 21-17 lead when he came up with his second interception of the game, his third in two games. Howard picked off Derek Carr in the end zone after Oakland had a first-and-10 from the Miami 13-yard line.

Oakland kicked a field goal with 20 seconds left to the final points of the game before Wilson recovered the ensuing onside kick to clinch the victory.

Tannehill, who preceded Wilson's TD pass with an 18-yard scramble, earlier threw a 34-yard touchdown strike to Kenny Stills.

Oakland dominated the time of possession and had the advantage in yardage in a game that physically was difficult for the Dolphins.

The Dolphins lost defensive linemen William Hayes and Akeem Spence in the first half.

Hayes sustained a knee injury when he sacked Carr on third down, one play after he tackled running back Doug Martin for a loss.

Spence was ejected from the game in the second quarter when he was penalized after Cameron Wake had sacked Carr on third down. The penalty kept alive a drive that ate up 8:36 and ended with a short field goal by Mike Nugent.

Tight end A.J. Derby missed the second half after being sidelined by a foot injury, and defensive end Andre Branch didn't return after sustaining a knee injury in the third quarter.

SCORING DRIVES

| TEAM | QTR | TIME | PLAY (EXTRA POINT) (DRIVE INFO) | OAK | MI |
|----------|-----|-------|---|-----|----|
| Raiders | 1 | 13:34 | J.Nelson 12 yd. pass from D.Carr (M.Nugent kick) (4-75, 1:26) | 7 | 0 |
| Dolphins | 2 | 12:11 | K.Stills 34 yd. pass from R.Tannehill (J.Sanders kick) (3-35, 1:31) | 7 | 7 |
| Raiders | 2 | 3:34 | M.Nugent 25 yd. Field Goal (16-68, 8:37) | 10 | 7 |
| Raiders | 3 | 2:58 | M.Lynch 1 yd. run (M.Nugent kick) (15-67, 9:44) | 17 | 7 |
| Dolphins | 3 | 0:55 | J.Grant 18 yd. pass from R.Tannehill (J.Sanders kick) (4-70, 2:03) | 17 | 14 |
| Dolphins | 4 | 7:18 | J.Grant 52 yd. pass from A.Wilson (J.Sanders kick) (2-70, 0:48) | 17 | 21 |
| Dolphins | 4 | 2:00 | A.Wilson 74 yd. pass from R.Tannehill (J.Sanders kick) (2-80, 0:54) | 17 | 28 |
| Raiders | 4 | 0:20 | M.Nugent 52 yd. Field Goal (6-41, 1:40) | 20 | 28 |

GAME STATISTICS

RUSHING (Att-Yds-TD):

Oakland: M. Lynch 19-64-1, D. Martin 9-43, M. Bryant 1-4, K. Smith 1-0, D. Carr 2-(-2).
Miami: R. Tannehill 3-26, F. Gore 6-12, K. Drake 5-3.

PASSING (A-C-Y-TD-I):

Oakland: D. Carr 39-27-345-1-2.
Miami: R. Tannehill 23-17-289-3-0, A. Wilson 1-1-52-1-0.

RECEIVING (Rec-Yds-TD):

Oakland: J. Nelson 6-173-1, J. Richard 6-59, J. Cook 5-31, M. Lynch 3-22, M. Bryant 2-30, A. Cooper 2-17, D. Harris 2-11, K. Smith 1-2.
Miami: K. Stills 3-61-1, D. Amendola 3-42, M. Gesicki 3-31, A. Wilson 2-74-1, J. Grant 2-70-2, D. Parker 2-40, K. Drake 2-7, A. Derby 1-16.

SACKS (Sk-Yds):

Oakland: C. McDonald 1-9.
Miami: C. Wake 1-8, W. Hayes 1-7, V. Taylor 1-5.

INTERCEPTIONS (Int-Yds):

Oakland: None.
Miami: X. Howard 2-39.

FORCED FUMBLES:

Oakland: None.
Miami: None.

FUMBLE RECOVERIES (No-Yds):

Oakland: None.
Miami: None.

| TEAM STATS | OAK | MI |
|------------------------------|-------------------|-------------------|
| FIRST DOWNS | 25 | 13 |
| Rushing | 5 | 2 |
| Passing | 17 | 11 |
| Penalty | 3 | 0 |
| 3RD-DOWN EFFICIENCY | 7 FOR 13 | 2 FOR 8 |
| 4TH-DOWN EFFICIENCY | 0 FOR 1 | 0 FOR 0 |
| TOTAL NET YARDS | 434 | 373 |
| TOTAL NET PLAYS | 74 | 39 |
| Average Gain | 5.9 | 9.6 |
| NET YARDS RUSHING | 109 | 41 |
| Rushes | 32 | 14 |
| Yards per Rush | 3.4 | 2.9 |
| NET YARDS PASSING | 325 | 332 |
| Completed - Attempted | 27-39 | 18-24 |
| Yards per Pass Play | 7.7 | 13.3 |
| Sacked - Yards Lost | 3-20 | 1-9 |
| Had Intercepted | 2 | 0 |
| PUNTS - AVERAGE | 3-112-37.3 | 6-282-47.0 |
| RETURN YARDAGE | 50 | 144 |
| Punts - Return Yards | 3-11 | 0-0 |
| Kickoffs - Return Yards | 2-39 | 4-105 |
| Interceptions - Return Yards | 0-0 | 2-39 |
| PENALTIES - YARDS | 8-38 | 9-74 |
| FUMBLES - LOST | 1-0 | 0-0 |
| RED-ZONE EFFICIENCY | 2 FOR 5 | 1 FOR 1 |
| GOAL-TO-GO EFFICIENCY | 1 FOR 3 | 0 FOR 0 |
| TIME OF POSSESSION | 38:31 | 21:29 |



2018 GAME RECAPS

WEEK 4

SEPT. 30, 2018 | FOXBOROUGH, MASS.
GILLETTE STADIUM
ATTENDANCE: 65,667 | TV: CBS

SCORING SUMMARY

| | 1 | 2 | 3 | 4 | F |
|-------------|---|----|---|---|----|
| Miami | 0 | 0 | 0 | 7 | 7 |
| New England | 3 | 21 | 7 | 7 | 38 |

MIAMI 7

NEW ENGLAND 38

It was a difficult afternoon for the Miami Dolphins at Gillette Stadium.

Tom Brady passed for three touchdowns and running back James White had rushing and receiving scores as the New England Patriots handed the Dolphins their first loss of the season, 38-7.

Running back Frank Gore scored the Dolphins' only touchdown with 2:42 left in the fourth quarter on a 6-yard reception from quarterback Brock Osweiler, who replaced Ryan Tannehill in the fourth quarter with the outcome already decided.

Along with White, Cordarrelle Patterson and Philip Dorsett caught TD passes and rookie first-round pick Sony Michel had his first NFL rushing touchdown.

For the Dolphins, the highlights were few and far between.

Rookie first-round pick Minkah Fitzpatrick, who made his second NFL start with two-time Pro Bowl selection Reshad Jones again sitting out because of a shoulder injury, had his first career interception in the fourth quarter.

Fellow Dolphins rookie Kalen Ballage appeared in his first NFL game and his first professional carry in the fourth quarter, and it was good for 2 yards.

Cornerback Bobby McCain had a pick on New England's second offensive possession.

McCain, however, missed the second half after sustaining a knee injury.

Center Daniel Kilgore sustained an arm injury in the first half and did not return.

The Dolphins began the game without five injured players, including safety Reshad Jones and wide receiver DeVante Parker. Also on the inactive list were defensive end Andre Branch, linebacker Chase Allen and tight end A.J. Derby.

The Dolphins went into halftime trailing 24-0 after being outgained 272-75 in the first half and failing to convert a third down until the final play of the half.

The game started on a good note for the Dolphins, with Tannehill completing a 22-yard pass to Kenny Stills on the first snap of the game. But it went downhill from there.

SCORING DRIVES

| TEAM | QTR | TIME | PLAY (EXTRA POINT) (DRIVE INFO) | MIA | NE |
|----------|-----|-------|---|-----|----|
| Patriots | 1 | 5:28 | S.Gostkowski 20 yd. Field Goal (13-74, 6:37) | 0 | 3 |
| Patriots | 2 | 12:01 | C.Patterson 55 yd. pass from T.Brady (S.Gostkowski kick) (5-67, 2:08) | 0 | 10 |
| Patriots | 2 | 7:29 | J.White 22 yd. run (S.Gostkowski kick) (1-22, 0:07) | 0 | 17 |
| Patriots | 2 | 0:18 | P.Dorsett 9 yd. pass from T.Brady (S.Gostkowski kick) (15-85, 5:31) | 0 | 24 |
| Patriots | 3 | 6:49 | J.White 14 yd. pass from T.Brady (S.Gostkowski kick) (9-59, 5:01) | 0 | 31 |
| Patriots | 4 | 13:43 | S.Michel 10 yd. run (S.Gostkowski kick) (12-90, 6:30) | 0 | 38 |
| Dolphins | 4 | 2:42 | F.Gore 6 yd. pass from B.Osweiler (J.Sanders kick) (13-75, 7:10) | 7 | 38 |

GAME STATISTICS

RUSHING (Att-Yds-TD):

Miami: F. Gore 11-41, B. Osweiler 1-7, K. Drake 3-3, K. Ballage 1-3, A. Wilson 1-2, R. Tannehill 1-0.
New England: S. Michel 25-112-1, J. White 8-44-1, K. Barner 3-11, C. Patterson 1-11, B. Hoyer 3(-3).

PASSING (A-C-Y-TD-J):

Miami: R. Tannehill 20-11-100-0-1, B. Osweiler 5-4-35-1-0.
New England: T. Brady 35-23-274-3-2.

RECEIVING (Rec-Yds-TD):

Miami: A. Wilson 4-19, K. Stills 3-40, D. Amendola 2-21, J. Grant 2-17, F. Gore 2-16, K. Drake 1-13, M. Gesicki 1-9.
New England: J. White 8-68-1, P. Dorsett 4-55-1, R. Gronkowski 4-44, C. Patterson 3-54-1, J. Gordon 2-32, C. Hogan 1-25, D. Allen 1(-4).

SACKS (Sk-Yds):

Miami: None.
New England: J. Simon 1-10, A. Butler 1-9.

INTERCEPTIONS (Int-Yds):

Miami: M. Fitzpatrick 1-14, B. McCain 1-0.
New England: J. Jackson 1-0.

FORCED FUMBLES:

Miami: None.
New England: None.

FUMBLE RECOVERIES (No-Yds):

Miami: None.
New England: K. Van Noy 1-0.

| TEAM STATS | MIA | NE |
|------------------------------|-------------------|------------------|
| FIRST DOWNS | 11 | 26 |
| Rushing | 1 | 10 |
| Passing | 8 | 13 |
| Penalty | 2 | 3 |
| 3RD-DOWN EFFICIENCY | 3 FOR 11 | 10 FOR 15 |
| 4TH-DOWN EFFICIENCY | 1 FOR 1 | 0 FOR 0 |
| TOTAL NET YARDS | 172 | 449 |
| TOTAL NET PLAYS | 45 | 75 |
| Average Gain | 3.8 | 6.0 |
| NET YARDS RUSHING | 56 | 175 |
| Rushes | 18 | 40 |
| Yards per Rush | 3.1 | 4.4 |
| NET YARDS PASSING | 116 | 274 |
| Completed - Attempted | 15-25 | 23-35 |
| Yards per Pass Play | 4.3 | 7.8 |
| Sacked - Yards Lost | 2-19 | 0-0 |
| Had Intercepted | 1 | 2 |
| PUNTS - AVERAGE | 7-293-41.9 | 2-80-40.0 |
| RETURN YARDAGE | 78 | 45 |
| Punts - Return Yards | 2-23 | 5-45 |
| Kickoffs - Return Yards | 2-41 | 0-0 |
| Interceptions - Return Yards | 2-14 | 1-0 |
| PENALTIES - YARDS | 10-89 | 6-57 |
| FUMBLES - LOST | 1-1 | 0-0 |
| RED-ZONE EFFICIENCY | 1 FOR 1 | 3 FOR 4 |
| GOAL-TO-GO EFFICIENCY | 0 FOR 0 | 2 FOR 3 |
| TIME OF POSSESSION | 23:38 | 36:22 |



2018 GAME RECAPS

WEEK 5

OCT. 7, 2018 | CINCINNATI, OHIO
PAUL BROWN STADIUM
ATTENDANCE: 52,708 | TV: CBS

SCORING SUMMARY

| | 1 | 2 | 3 | 4 | F |
|------------|---|----|---|----|----|
| Miami | 0 | 14 | 3 | 0 | 17 |
| Cincinnati | 0 | 0 | 3 | 24 | 27 |

MIAMI 17

CINCINNATI 27

The Dolphins played inspired football for three quarters despite being short-handed, but they couldn't hold off the Cincinnati Bengals.

Cincinnati scored 24 unanswered points in the fourth quarter to defeat the Dolphins 27-17 at Paul Brown Stadium.

Randy Bullock kicked a 20-yard field goal with 3:30 remaining to give Cincinnati the lead before rookie defensive end Sam Hubbard scored on a 19-yard fumble return, the second touchdown by a Bengals defensive lineman in that forgettable fourth quarter.

The Dolphins led 17-0 in the third quarter and took a 17-3 lead into the fourth.

They built their lead thanks to a 28-yard touchdown pass from Ryan Tannehill to running back Kenyan Drake and a 71-yard punt return by Jakeem Grant, who became the first player in franchise history with a punt return and a kickoff for touchdowns in the same season.

Grant was sidelined for a period of time in the first half after being injured on the opening kickoff, but he didn't show any ill effects on his punt return when he cut to the right and tightened the right sideline after getting around the Cincinnati coverage team. Grant initially was ruled out of bounds at the 2-yard line, but the call was corrected after a replay review.

The Dolphins led 14-0 at the half, thanks mostly to some big plays on special teams and a key interception.

With the Dolphins leading 7-0, Vincent Taylor blocked a 37-yard field goal attempt to preserve that margin.

The Dolphins turned back a Cincinnati scoring threat on the Bengals' first possession when safety Reshad Jones, back in the lineup after missing two games, got his hand on a pass intended for A.J. Green and linebacker Kiko Alonso picked off the deflection.

It was the 10th interception of the season for the Dolphins, who had nine all of 2017.

The Dolphins opened the scoring with an impressive 11-play, 95-yard drive that ended with Tannehill's touchdown pass to Drake. The Dolphins converted two third-down situations on the drive and also overcame a first-and-20 situation.

The big plays on defense weren't limited to Alonso's interception, however, because defensive ends Cameron Malveaux and Robert Quinn, defensive tackle Davon Godchaux and rookie safety Minkah Fitzpatrick all had tackles for loss. Fitzpatrick's tackle of Tyler Boyd on a wide receiver screen on third-and-2 from the Cincinnati 25-yard line forced the punt that Grant returned for a touchdown.

SCORING DRIVES

| TEAM | QTR | TIME | PLAY (EXTRA POINT) (DRIVE INFO) | MIA | CIN |
|----------|-----|-------|---|-----|-----|
| Dolphins | 2 | 7:22 | K.Drake 22 yd. pass from R.Tannehill (J.Sanders kick) (11-95, 6:08) | 7 | 0 |
| Dolphins | 2 | 0:23 | J.Grant 71 yd. punt return (J.Sanders kick) | 14 | 0 |
| Dolphins | 3 | 9:25 | J.Sanders 42 yd. Field Goal (6-28, 3:25) | 17 | 0 |
| Bengals | 3 | 5:07 | R.Bullock 51 yd. Field Goal (8-42, 4:18) | 17 | 3 |
| Bengals | 4 | 14:54 | J.Mixon 18 yd. pass from A.Dalton (R.Bullock kick) (8-71, 3:30) | 17 | 10 |
| Bengals | 4 | 11:43 | M.Johnson 22 yd. interception return (R.Bullock kick) | 17 | 17 |
| Bengals | 4 | 3:30 | R.Bullock 20 yd. Field Goal (9-62, 4:00) | 17 | 20 |
| Bengals | 4 | 2:37 | S.Hubbard 19 yd. fumble return (R.Bullock kick) | 17 | 27 |

GAME STATISTICS

RUSHING (Att-Yds-TD):

Miami: F. Gore 12-63, K. Drake 6-46, R. Tannehill 3-17, K. Ballage 1-2.
Cincinnati: J. Mixon 22-93, A. Dalton 4-10.

PASSING (A-C-Y-TD-I):

Miami: R. Tannehill 35-20-185-1-2.
Cincinnati: A. Dalton 30-20-248-1-1.

RECEIVING (Rec-Yds-TD):

Miami: K. Drake 7-69-1, A. Wilson 5-43, D. Amendola 3-30, M. Gesicki 3-26, K. Stills 2-17.
Cincinnati: A. Green 6-112, T. Boyd 4-44, A. Erickson 3-24, J. Mixon 3-22-1, C. Uzomah 2-43, M. Walton 2-3.

SACKS (Sk-Yds):

Miami: J. Baker 2-19.
Cincinnati: G. Atkins 2-16, C. Dunlap 1-0.

INTERCEPTIONS (Int-Yds):

Miami: K. Alonso 1-15.
Cincinnati: M. Johnson 1-22-1, J. Bates 1-0.

FORCED FUMBLES:

Miami: None.
Cincinnati: C. Dunlap 1.

FUMBLE RECOVERIES (No-Yds):

Miami: None.
Cincinnati: S. Hubbard 1-19-1.

| TEAM STATS | MIA | CIN |
|------------------------------|------------|------------|
| FIRST DOWNS | 17 | 17 |
| Rushing | 5 | 3 |
| Passing | 10 | 12 |
| Penalty | 2 | 2 |
| 3RD-DOWN EFFICIENCY | 4 FOR 13 | 2 FOR 11 |
| 4TH-DOWN EFFICIENCY | 1 FOR 1 | 0 FOR 0 |
| TOTAL NET YARDS | 297 | 332 |
| TOTAL NET PLAYS | 60 | 58 |
| Average Gain | 5.0 | 5.7 |
| NET YARDS RUSHING | 128 | 103 |
| Rushes | 22 | 26 |
| Yards per Rush | 5.8 | 4.0 |
| NET YARDS PASSING | 169 | 229 |
| Completed - Attempted | 20-35 | 20-30 |
| Yards per Pass Play | 4.4 | 7.2 |
| Sacked - Yards Lost | 3-16 | 2-19 |
| Had Intercepted | 2 | 1 |
| PUNTS - AVERAGE | 5-209-41.8 | 4-173-43.3 |
| RETURN YARDAGE | 189 | 41 |
| Punts - Return Yards | 3-85 | 2-19 |
| Kickoffs - Return Yards | 3-89 | 0-0 |
| Interceptions - Return Yards | 1-15 | 2-22 |
| PENALTIES - YARDS | 9-85 | 6-47 |
| FUMBLES - LOST | 1-1 | 0-0 |
| RED-ZONE EFFICIENCY | 0 FOR 0 | 1 FOR 4 |
| GOAL-TO-GO EFFICIENCY | 0 FOR 0 | 0 FOR 1 |
| TIME OF POSSESSION | 29:25 | 30:35 |



2018 GAME RECAPS

WEEK 6

OCT. 14, 2018 | MIAMI GARDENS, FLA.
HARD ROCK STADIUM
ATTENDANCE: 65,791 | TV: FOX

SCORING SUMMARY

| | |
|-------------------|-----------------|
| CHICAGO 28 | MIAMI 31 |
|-------------------|-----------------|

| | 1 | 2 | 3 | 4 | OT | F |
|---------|---|---|----|----|----|----|
| Chicago | 0 | 0 | 21 | 7 | 0 | 28 |
| Miami | 7 | 0 | 6 | 15 | 3 | 31 |

The Dolphins overcame adversity Sunday when they pulled out a heart-stopping victory at Hard Rock Stadium.

Jason Sanders kicked a 47-yard field goal as time expired in overtime to give the Dolphins a 31-28 victory against the Chicago Bears.

The kick capped a wild overtime, which came after a wild second half. The Dolphins appeared headed for victory on the opening possession of overtime before Kenyan Drake fumbled into the end zone with a clear path to a game-winning touchdown. Chicago then drove into field goal position, but former Dolphins kicker Cody Parkey was wide right on a 53-yard attempt.

Drake did the bulk of the work on the game-winning drive, starting it with a 4-yard run and then adding a 15-yard reception to move the ball to the Bears 38-yard line.

The Dolphins put up big numbers against the No. 1 defense in the NFL, finishing with 541 total yards. Quarterback Brock Osweiler, starting in place of injured starter Ryan Tannehill, threw for a career-high 380 yards; running back Frank Gore rushed for 101 yards; and wide receiver Albert Wilson had 155 receiving yards, including touchdowns of 43 and 75 yards in the fourth quarter.

This was the first time the Dolphins had a 300-yard passer, a 100-yard rusher and a 100-yard receiver since 1991 when Dan Marino (307), Mark Higgs (131) and Tony Martin (106) did it in a 33-14 victory against the Tampa Bay Buccaneers.

The Dolphins and Bears combined for 49 points in the second half after Miami went into halftime with a 7-0 lead.

Osweiler passed for three touchdowns, the first a 5-yard connection with tight end Nick O'Leary for the only score of the first half.

Sanders made three field goals, including kicks of 50 and 25 yards in the third quarter.

The Dolphins defense gave up big plays, but also came up with three takeaways. Linebacker Kiko Alonso recovered a fumble and forced another that was recovered by cornerback Xavier Howard, and safety T.J. McDonald had an interception.

Alonso's fumble recovery and McDonald came near or inside the Dolphins end zone and kept points off the boards.

SCORING DRIVES

| TEAM | QTR | TIME | PLAY (EXTRA POINT) (DRIVE INFO) | CHI | MIA |
|----------|-----|-------|--|-----|-----|
| Dolphins | 1 | 8:38 | N.O'Leary 5 yd. pass from B.Osweiler (J.Sanders kick) (7-54, 3:39) | 0 | 7 |
| Bears | 3 | 13:23 | T.Burton 9 yd. pass from M.Trubisky (C.Parkey kick) (3-75, 1:37) | 7 | 7 |
| Bears | 3 | 11:28 | A.Robinson II 12 yd. pass from M.Trubisky (C.Parkey kick) (1-12, 0:05) | 14 | 7 |
| Dolphins | 3 | 7:50 | J.Sanders 50 yd. Field Goal (8-43, 3:38) | 14 | 10 |
| Bears | 3 | 6:50 | T.Cohen 21 yd. run (C.Parkey kick) (3-75, 1:00) | 21 | 10 |
| Dolphins | 3 | 0:25 | J.Sanders 25 yd. Field Goal (11-68, 6:25) | 21 | 13 |
| Dolphins | 4 | 9:08 | A.Wilson 43 yd. pass from B.Osweiler (B.Osweiler-K.Stills pass) (6-80, 3:05) | 21 | 21 |
| Bears | 4 | 3:17 | A.Miller 29 yd. pass from M.Trubisky (C.Parkey kick) (11-75, 5:51) | 28 | 21 |
| Dolphins | 4 | 3:01 | A.Wilson 75 yd. pass from B.Osweiler (J.Sanders kick) (1-75, 0:16) | 28 | 28 |
| Dolphins | OT | 0:00 | J.Sanders 47 yd. Field Goal (6-28, 1:55) | 28 | 31 |

GAME STATISTICS

RUSHING (Att-Yds-TD):

Chicago: J. Howard 14-69, M. Trubisky 8-47-1, T. Cohen 5-31-1, T. Gabriel 1-9, B. Cunningham 3-8.
Miami: F. Gore 15-101, K. Drake 13-57, B. Osweiler 2-8, A. Wilson 1-(-5).

PASSING (A-C-Y-TD-I):

Chicago: M. Trubisky 31-22-316-3-1.
Miami: B. Osweiler 44-28-380-3-2.

RECEIVING (Rec-Yds-TD):

Chicago: T. Cohen 7-90, T. Gabriel 5-110, A. Robinson II 5-64-1, T. Burton 4-23-1, A. Miller 1-29-1.
Miami: D. Amendola 8-59, A. Wilson 6-155-2, N. O'Leary 4-49-1, K. Drake 4-21, J. Grant 3-32, K. Stills 1-35, F. Gore 1-18, M. Gesicki 1-11.

SACKS (Sk-Yds):

Miami: J. Baker 2-19.
Cincinnati: G. Atkins 2-16, C. Dunlap 1-0.

INTERCEPTIONS (Int-Yds):

Chicago: K. Fuller 2-35.
Miami: T. McDonald 1-0.

FORCED FUMBLES:

Chicago: A. Hicks 1.
Miami: K. Alonso 1, R. Quinn 1.

FUMBLE RECOVERIES (No-Yds):

Chicago: E. Goldman 1-0.
Miami: K. Alonso 1-0, X. Howard 1-0.

| TEAM STATS | CHI | MIA |
|------------------------------|------------------|-------------------|
| FIRST DOWNS | 23 | 23 |
| Rushing | 8 | 6 |
| Passing | 11 | 15 |
| Penalty | 4 | 2 |
| 3RD-DOWN EFFICIENCY | 8 FOR 12 | 8 FOR 17 |
| 4TH-DOWN EFFICIENCY | 0 FOR 1 | 0 FOR 0 |
| TOTAL NET YARDS | 467 | 541 |
| TOTAL NET PLAYS | 64 | 75 |
| Average Gain | 7.3 | 7.2 |
| NET YARDS RUSHING | 164 | 161 |
| Rushes | 31 | 31 |
| Yards per Rush | 5.3 | 5.2 |
| NET YARDS PASSING | 303 | 380 |
| Completed - Attempted | 22-31 | 28-44 |
| Yards per Pass Play | 9.2 | 8.6 |
| Sacked - Yards Lost | 2-13 | 0-0 |
| Had Intercepted | 1 | 2 |
| PUNTS - AVERAGE | 2-79-39.5 | 4-162-40.5 |
| RETURN YARDAGE | 56 | 0 |
| Punts - Return Yards | 1-5 | 0-0 |
| Kickoffs - Return Yards | 1-16 | 0-0 |
| Interceptions - Return Yards | 2-35 | 1-0 |
| PENALTIES - YARDS | 6-58 | 7-67 |
| FUMBLES - LOST | 2-2 | 1-1 |
| RED-ZONE EFFICIENCY | 2 FOR 4 | 1 FOR 3 |
| GOAL-TO-GO EFFICIENCY | 0 FOR 2 | 1 FOR 2 |
| TIME OF POSSESSION | 33:25 | 36:35 |



2018 GAME RECAPS

WEEK 7

OCT. 21, 2018 | MIAMI GARDENS, FLA.
HARD ROCK STADIUM
ATTENDANCE: 65,265 | TV: FOX

| | |
|-------------------|-----------------|
| DETROIT 32 | MIAMI 21 |
|-------------------|-----------------|

| SCORING SUMMARY | | | | | |
|-----------------|---|----|---|---|----|
| | 1 | 2 | 3 | 4 | F |
| Detroit | 7 | 10 | 9 | 6 | 32 |
| Miami | 0 | 7 | 7 | 7 | 21 |

The Dolphins kept fighting back after falling behind the Detroit Lions, but they couldn't quite complete the comeback at Hard Rock Stadium.

Quarterback Brock Osweiler, making his second start in place of the injured Ryan Tannehill, passed for 195 yards and two touchdowns, and Kenyan Drake had a 54-yard scoring run in a 32-21 loss against the Detroit Lions.

Osweiler's touchdown passes went to Kenny Stills (5 yards) and Danny Amendola (24 yards), the second coming with exactly 6 minutes left in the fourth quarter.

Drake's touchdown was the longest run of the season for the Dolphins, topping a 32-yard run by Frank Gore against the Chicago Bears last Sunday.

Matthew Stafford threw two touchdown passes, both to tight end Michael Roberts, and LeGarrette Blount had a rushing touchdown for the Lions. Matt Prater kicked four field goals, including a 50-yarder right after the two-minute warning that all but clinched the victory for Detroit.

The Dolphins' last hopes disappeared when Jason Sanders was wide left on a 46-yard field goal attempt with 48 seconds remaining.

It was a difficult afternoon for the Dolphins defense, which gave up 250 rushing yards and failed to come up with a takeaway for the first time this season.

Rookie running back Kerryon Johnson had a 24-yard run on the Lions' first offensive snap and later had a 71-yard run, which was the longest against the Dolphins since 2005. Johnson finished with 158 rushing yards.

The Dolphins never led in the game and trailed 17-7 at halftime and 26-14 after the third quarter.

After the Dolphins went three-and-out on the opening possession of the game, the Lions marched 64 yards in six plays to take a 7-0 lead on Stafford's 15-yard touchdown pass to Roberts.

Johnson's 71-yard run set up a field goal that increased the Detroit lead to 10-0 before the Dolphins responded with a touchdown drive to cut their deficit to three points.

The drive featured a 25-yard completion to Albert Wilson and a 27-yard pass to rookie tight end Mike Gesicki on a third-and-1 before ending with Osweiler's TD pass to Stills in the back of the end zone on third-and-goal.

SCORING DRIVES

| TEAM | QTR | TIME | PLAY (EXTRA POINT) (DRIVE INFO) | DET | MIA |
|----------|-----|-------|---|-----|-----|
| Lions | 1 | 9:12 | M.Roberts 15 yd. pass from M.Stafford (M.Prater kick) (6-64, 3:36) | 7 | 0 |
| Lions | 2 | 12:34 | M.Prater 29 yd. Field Goal (6-85, 2:38) | 10 | 0 |
| Dolphins | 2 | 7:33 | K.Stills 5 yd. pass from B.Osweiler (J.Sanders kick) (11-77, 5:01) | 10 | 7 |
| Lions | 2 | 1:02 | L.Blount 2 yd. run (M.Prater kick) (12-75, 6:31) | 17 | 7 |
| Lions | 3 | 8:32 | M.Prater 28 yd. Field Goal (12-65, 6:28) | 20 | 7 |
| Dolphins | 3 | 7:06 | K.Drake 54 yd. run (J.Sanders kick) (5-75, 1:26) | 20 | 14 |
| Lions | 3 | 3:16 | M.Roberts 4 yd. pass from M.Stafford (run failed) (6-75, 3:50) | 26 | 14 |
| Lions | 4 | 10:04 | M.Prater 35 yd. Field Goal (7-63, 3:59) | 29 | 14 |
| Dolphins | 4 | 6:00 | D.Amendola 24 yd. pass from B.Osweiler (J.Sanders kick) (10-75, 4:04) | 29 | 21 |
| Lions | 4 | 1:55 | M.Prater 50 yd. Field Goal (8-44, 4:05) | 32 | 21 |

GAME STATISTICS

RUSHING (Att-Yds-TD):

Detroit: K. Johnson 19-158, L. Blount 10-50-1, G. Tate 1-30, M. Stafford 4-9, A. Abdullah 1-1.
Miami: K. Drake 6-72-1, F. Gore 10-29, A. Wilson 2-4, B. Osweiler 1-2.

PASSING (A-C-Y-TD-I):

Detroit: M. Stafford 22-18-217-2-0.
Miami: B. Osweiler 31-22-239-2-0.

RECEIVING (Rec-Yds-TD):

Detroit: G. Tate 4-36, M. Roberts 3-48-2, M. Jones 3-29, K. Golladay 2-37, K. Johnson 2-21, L. Wilson 2-8, T. Jones 1-26, A. Abdullah 1-12.
Miami: D. Amendola 6-84-1, K. Drake 4-15, M. Gesicki 3-44, A. Wilson 3-32, J. Grant 2-32, N. O'Leary 2-23, K. Stills 1-5-1, F. Gore 1-4.

SACKS (Sk-Yds):

Detroit: R. Jean Francois 2-14, R. Okwara 1-8, J. Davis 1-2.
Miami: A. Branch 1-8.

INTERCEPTIONS (Int-Yds):

Detroit: None.
Miami: None.

FORCED FUMBLES:

Detroit: None.
Miami: A. Branch 1, R. McMillan 1.

FUMBLE RECOVERIES (No-Yds):

Detroit: None.
Miami: None.

| TEAM STATS | DET | MIA |
|------------------------------|------------------|-------------------|
| FIRST DOWNS | 24 | 19 |
| Rushing | 12 | 4 |
| Passing | 10 | 12 |
| Penalty | 2 | 3 |
| 3RD-DOWN EFFICIENCY | 2 FOR 8 | 6 FOR 11 |
| 4TH-DOWN EFFICIENCY | 1 FOR 1 | 0 FOR 0 |
| TOTAL NET YARDS | 457 | 322 |
| TOTAL NET PLAYS | 58 | 54 |
| Average Gain | 7.9 | 6.0 |
| NET YARDS RUSHING | 248 | 107 |
| Rushes | 35 | 19 |
| Yards per Rush | 7.1 | 5.6 |
| NET YARDS PASSING | 209 | 215 |
| Completed - Attempted | 18-22 | 22-31 |
| Yards per Pass Play | 9.1 | 6.1 |
| Sacked - Yards Lost | 1-8 | 4-24 |
| Had Intercepted | 0 | 0 |
| PUNTS - AVERAGE | 1-61-61.0 | 4-182-45.5 |
| RETURN YARDAGE | 15 | 93 |
| Punts - Return Yards | 2-15 | 1-19 |
| Kickoffs - Return Yards | 0-0 | 3-74 |
| Interceptions - Return Yards | 0-0 | 0-0 |
| PENALTIES - YARDS | 6-43 | 4-50 |
| FUMBLES - LOST | 2-0 | 0-0 |
| RED-ZONE EFFICIENCY | 3 FOR 6 | 1 FOR 1 |
| GOAL-TO-GO EFFICIENCY | 2 FOR 3 | 1 FOR 1 |
| TIME OF POSSESSION | 33:39 | 26:21 |



2018 GAME RECAPS

WEEK 8

OCT. 25, 2018 | HOUSTON, TEXAS
NRG STADIUM
ATTENDANCE: 71,726
TV: FOX/NFL NETWORK/AMAZON

SCORING SUMMARY

| | 1 | 2 | 3 | 4 | F |
|---------|---|---|----|----|----|
| Miami | 7 | 3 | 10 | 3 | 23 |
| Houston | 7 | 7 | 14 | 14 | 42 |

MIAMI 23

HOUSTON 42

The Dolphins had some memorable offensive plays Thursday night, but the Houston Texans simply had more.

Wide receiver DeVante Parker had a career-high 134 receiving yards, Kenyan Drake had two touchdowns, and wide receiver Danny Amendola threw a touchdown pass, but it wasn't enough for the Dolphins to prevent a 42-23 loss at NRG Stadium.

Rookie kicker Jason Sanders accounted for the rest of the Dolphins scoring with three field goals, from 37, 41 and 46 yards.

Houston quarterback DeShaun Watson threw five touchdown passes, including two to rookie tight end Jordan Thomas and two to wide receiver DeAndre Hopkins. One of those was a 48-yard connection, and the other touchdown pass was a 73-yard hook-up with Will Fuller.

Former Dolphins running back Lamar Miller rushed for 133 yards, including a 58-yard run early in the third quarter.

The game featured some highlight-reel plays, including a 46-yard reception by Parker on a pass that was momentarily caught by Jakeem Grant, knocked loose and then bounced off a Texans defender's helmet. There also was a circus one-handed catch by Hopkins that was nullified by offsetting penalties.

Most of all, there was disappointment for the Dolphins.

In addition to the two long pass plays, the Dolphins also gave up 188 rushing yards.

The Dolphins entered the second half trailing 14-10, but were outscored 28-13 in the final two quarters.

The deficit quickly grew to 21-10 after the 58-yard run by Miller. That set up Watson's second touchdown pass to Thomas, which came on a fourth-and-goal from the 2-yard line.

Amendola's touchdown pass cut the deficit to 21-17 and made the Dolphins the first team in NFL history to have two wide receivers with TD passes in the same season. Albert Wilson was the first to do it when he connected with Grant against the Oakland Raiders in Week 3.

Houston answered Amendola's touchdown pass just two plays later when Watson connected with Fuller on the long touchdown pass.

The Dolphins cut their deficit to 28-20 late in the third quarter when Sanders kicked a 41-yard field goal.

SCORING DRIVES

| TEAM | QTR | TIME | PLAY (EXTRA POINT) (DRIVE INFO) | MIA | HOU |
|----------|-----|-------|---|-----|-----|
| Dolphins | 1 | 4:58 | K.Drake 12 yd. run (J.Sanders kick) (9-69, 4:32) | 7 | 0 |
| Texans | 1 | 0:31 | L.Miller 2 yd. run (K.Fairbairn kick) (9-75, 4:27) | 7 | 7 |
| Texans | 2 | 14:14 | J.Thomas 13 yd. pass from D.Watson (K.Fairbairn kick) (2-16, 0:36) | 7 | 14 |
| Dolphins | 2 | 2:57 | J.Sanders 37 yd. Field Goal (10-61, 4:32) | 10 | 14 |
| Texans | 3 | 11:34 | J.Thomas 2 yd. pass from D.Watson (K.Fairbairn kick) (6-75, 3:26) | 10 | 21 |
| Dolphins | 3 | 4:55 | K.Drake 28 yd. pass from D.Amendola (J.Sanders kick) (4-51, 1:46) | 17 | 21 |
| Texans | 3 | 4:21 | W.Fuller 73 yd. pass from D.Watson (K.Fairbairn kick) (2-75, 0:34) | 17 | 28 |
| Dolphins | 3 | 0:36 | J.Sanders 41 yd. Field Goal (7-52, 3:45) | 20 | 28 |
| Texans | 4 | 14:49 | D.Hopkins 49 yd. pass from D.Watson (K.Fairbairn kick) (2-49, 0:47) | 20 | 35 |
| Dolphins | 4 | 11:26 | J.Sanders 46 yd. Field Goal (7-46, 3:23) | 23 | 35 |
| Texans | 4 | 7:34 | D.Hopkins 2 yd. pass from D.Watson (K.Fairbairn kick) (6-75, 3:52) | 23 | 42 |

GAME STATISTICS

RUSHING (Att-Yds-TD):

Miami: K. Drake 12-58-1, F. Gore 12-53, K. Ballage 1-5.
Houston: L. Miller 18-133-1, A. Blue 15-42, D. Watson 1-14, B. Weeden 1-(-1).

PASSING (A-C-Y-TD-I):

Miami: B. Osweiler 37-21-241-0-1, D. Amendola 1-1-28-1-0.
Houston: D. Watson 20-16-239-5-0.

RECEIVING (Rec-Yds-TD):

Miami: D. Parker 6-134, D. Amendola 5-43, J. Grant 4-36, M. Gesicki 4-14, K. Drake 2-37-1, F. Gore 1-5.
Houston: D. Hopkins 6-82-2, W. Fuller 5-124-1, J. Thomas 4-29-2, T. Ervin 1-4.

SACKS (Sk-Yds):

Miami: None.
Houston: T. Mathieu 1-9, J. Watt 1-6.

INTERCEPTIONS (Int-Yds):

Miami: None.
Houston: J. Reid 1-21.

FORCED FUMBLES:

Miami: None.
Houston: None.

FUMBLE RECOVERIES (No-Yds):

Miami: None.
Houston: None.

| TEAM STATS | MIA | HOU |
|------------------------------|-------------------|-------------------|
| FIRST DOWNS | 18 | 17 |
| Rushing | 6 | 8 |
| Passing | 11 | 8 |
| Penalty | 1 | 1 |
| 3RD-DOWN EFFICIENCY | 4 FOR 13 | 6 FOR 12 |
| 4TH-DOWN EFFICIENCY | 0 FOR 1 | 1 FOR 1 |
| TOTAL NET YARDS | 370 | 427 |
| TOTAL NET PLAYS | 65 | 55 |
| Average Gain | 5.7 | 7.8 |
| NET YARDS RUSHING | 116 | 188 |
| Rushes | 25 | 35 |
| Yards per Rush | 4.6 | 5.4 |
| NET YARDS PASSING | 254 | 239 |
| Completed - Attempted | 22-38 | 16-20 |
| Yards per Pass Play | 6.4 | 12.0 |
| Sacked - Yards Lost | 2-15 | 0-0 |
| Had Intercepted | 1 | 0 |
| PUNTS - AVERAGE | 4-188-47.0 | 5-211-42.2 |
| RETURN YARDAGE | 109 | 34 |
| Punts - Return Yards | 2-29 | 1-13 |
| Kickoffs - Return Yards | 3-80 | 0-0 |
| Interceptions - Return Yards | 0-0 | 1-21 |
| PENALTIES - YARDS | 5-63 | 8-57 |
| FUMBLES - LOST | 0-0 | 0-0 |
| RED-ZONE EFFICIENCY | 1 FOR 2 | 4 FOR 4 |
| GOAL-TO-GO EFFICIENCY | 0 FOR 0 | 3 FOR 3 |
| TIME OF POSSESSION | 31:09 | 28:51 |



2018 GAME RECAPS

WEEK 9

NOV. 4, 2018 | MIAMI GARDENS, FLA.
HARD ROCK STADIUM
ATTENDANCE: 65,533 | TV: CBS

SCORING SUMMARY

| | 1 | 2 | 3 | 4 | F |
|-----------|---|---|---|---|----|
| N.Y. Jets | 0 | 3 | 0 | 3 | 6 |
| Miami | 0 | 6 | 0 | 7 | 13 |

N.Y. JETS 6

MIAMI 13

SCORING DRIVES

| TEAM | QTR | TIME | PLAY (EXTRA POINT) (DRIVE INFO) | NYJ | MIA |
|----------|-----|-------|---|-----|-----|
| Dolphins | 2 | 12:39 | J.Sanders 43 yd. Field Goal (6-18, 3:15) | 0 | 3 |
| Dolphins | 2 | 1:11 | J.Sanders 27 yd. Field Goal (14-51, 6:03) | 0 | 6 |
| Jets | 2 | 0:20 | J.Myers 48 yd. Field Goal (7-45, 0:51) | 3 | 6 |
| Dolphins | 4 | 10:48 | J.Baker 25 yd. interception return (J.Sanders kick) | 3 | 13 |
| Jets | 4 | 5:57 | J.Myers 56 yd. Field Goal (9-37, 4:51) | 6 | 13 |

The Dolphins defense bounced back in a big way. Linebacker Jerome Baker had a pick-six, one of four interceptions for the defense, and Cameron Wake and Akeem Spence each had two sacks in a 13-6 victory at Hard Rock Stadium.

Baker's touchdown with 10:48 left in the fourth quarter gave the Dolphins a 13-3 lead. The Jets moved back within a touchdown with a 56-yard field goal by Jason Myers.

After the Jets moved closer with a 56-yard field goal by Jason Myers, the Dolphins clinched their victory with interceptions by safeties T.J. McDonald and Walt Aikens. In the first half against the Jets, linebacker Kiko Alonso had his third interception of the season, moving within one of the team single-season record for linebacker, which was set by John Bramlett in 1967.

Baker became the first Dolphins rookie since 2009 to return an interception for a touchdown. Cornerback Vontae Davis did it back then against Buffalo.

Wake's two sacks gave him 17 multi-sack games in his brilliant career. In this defensive struggle, there weren't many offensive highlights, though running back Frank Gore continued his climb on the NFL's all-time charts. With a 7-yard run in the third quarter, Gore passed Barry Sanders to move into sixth place for most yards from scrimmage.

The Dolphins led 6-3 at halftime after a defensive battle that saw the teams combine to go 0-for-10 on third-down conversions before the Dolphins converted in the second quarter.

Head Coach Adam Gase was aggressive, going for it twice on fourth down in the first half with the Dolphins converting both times.

In this defensive struggle, there weren't many offensive highlights, though running back Frank Gore continued his climb on the NFL's all-time charts. With a 7-yard run in the third quarter, Gore passed Barry Sanders to move into sixth place for most yards from scrimmage.

The Dolphins led 6-3 at halftime after a defensive battle that saw the teams combine to go 0-for-10 on third-down conversions before the Dolphins converted in the second quarter.

The Dolphins advanced into Jets territory on the opening possession of the game after a 25-yard completion from Brock Osweiler to Danny Amendola on the first snap, but the drive ended with a sack on third down.

The Dolphins opened the scoring early in the second quarter on Jason Sanders' 43-yard field goal, which was set up by Alonso's interception that was accompanied by a personal foul penalty on the Jets.

The Dolphins added to their lead with Sanders' second field goal with 1:11 left in the half that culminated a 14-play, 51-yard drive. The big play in the drive was Osweiler's 7-yard pass to Kenyan Drake on fourth-and-3 from the Jets 38-yard line. That was followed shortly thereafter by a 16-yard completion to Jakeem Grant on third-and-12 from the Jets 33.

The Jets cut into the Dolphins lead by marching 45 yards in 51 seconds to get a 48-yard field goal by Myers with 20 seconds left. The big play in the drive was a 20-yard completion from Sam Darnold to running back Elijah McGuire.

Rookie first-round pick Minkah Fitzpatrick showed off his versatility by lining up at boundary cornerback and safety, as well as nickel corner.

Wide receiver Kenny Stills returned to action after missing the Thursday night game against the Houston Texans because of a groin injury.

GAME STATISTICS

RUSHING (Att-Yds-TD):

N.Y. Jets: I. Crowell 13-49, E. McGuire 7-30, R. Anderson 1-1.
Miami: F. Gore 20-53, K. Drake 3-9, B. Osweiler 3-4, K. Ballage 1-(-2).

PASSING (A-C-Y-TD-I):

N.Y. Jets: S. Darnold 39-21-229-0-4.
Miami: B. Osweiler 24-15-139-0-0.

RECEIVING (Rec-Yds-TD):

N.Y. Jets: C. Herndon 4-62, R. Anderson 4-32, Q. Enunwa 3-40, E. McGuire 3-37, J. Kearse 3-20, T. Cannon 1-15, I. Crowell 1-11, E. Tomlinson 1-6, J. Leggett 1-6.
Miami: D. Amendola 5-47, K. Drake 4-26, K. Ballage 2-17, K. Stills 1-19, J. Grant 1-16, D. Parker 1-8, F. Gore 1-6.

SACKS (Sk-Yds):

N.Y. Jets: J. Jenkins 2-19, A. Williamson 1-8, J. Attaochu 1-8.
Miami: C. Wake 2-17, A. Spence 2-10.

INTERCEPTIONS (Int-Yds):

N.Y. Jets: None.
Miami: J. Baker 1-25-1, K. Alonso 1-14, T. McDonald 1-10, W. Aikens 1-0.

FORCED FUMBLES:

N.Y. Jets: None.
Miami: None.

FUMBLE RECOVERIES (No-Yds):

N.Y. Jets: None.
Miami: None.

| TEAM STATS | NYJ | MIA |
|------------------------------|-------------------|-------------------|
| FIRST DOWNS | 15 | 7 |
| Rushing | 5 | 1 |
| Passing | 8 | 6 |
| Penalty | 2 | 0 |
| 3RD-DOWN EFFICIENCY | 2 FOR 13 | 3 FOR 16 |
| 4TH-DOWN EFFICIENCY | 0 FOR 2 | 2 FOR 2 |
| TOTAL NET YARDS | 282 | 168 |
| TOTAL NET PLAYS | 64 | 55 |
| Average Gain | 4.4 | 3.1 |
| NET YARDS RUSHING | 80 | 64 |
| Rushes | 21 | 27 |
| Yards per Rush | 3.8 | 2.4 |
| NET YARDS PASSING | 202 | 104 |
| Completed - Attempted | 21-39 | 15-24 |
| Yards per Pass Play | 4.7 | 3.7 |
| Sacked - Yards Lost | 4-27 | 4-35 |
| Had Intercepted | 4 | 0 |
| PUNTS - AVERAGE | 6-277-46.2 | 9-402-44.7 |
| RETURN YARDAGE | 17 | 110 |
| Punts - Return Yards | 2-17 | 3-37 |
| Kickoffs - Return Yards | 0-0 | 1-24 |
| Interceptions - Return Yards | 0-0 | 4-49 |
| PENALTIES - YARDS | 5-45 | 5-55 |
| FUMBLES - LOST | 0-0 | 0-0 |
| RED-ZONE EFFICIENCY | 0 FOR 0 | 0 FOR 1 |
| GOAL-TO-GO EFFICIENCY | 0 FOR 0 | 0 FOR 0 |
| TIME OF POSSESSION | 31:34 | 28:26 |



2018 GAME RECAPS

WEEK 10

NOV. 11, 2018 | GREEN BAY, WIS.
LAMBEAU FIELD
ATTENDANCE: 78,076 | TV: CBS

SCORING SUMMARY

| | 1 | 2 | 3 | 4 | F |
|-----------|---|---|----|---|----|
| Miami | 3 | 6 | 3 | 0 | 12 |
| Green Bay | 7 | 7 | 14 | 3 | 31 |

MIAMI 12

GREEN BAY 31

The Dolphins got a lot of big plays on special teams, but those weren't enough for them to pull out a victory at Lambeau Field on Sunday.

Kicker Jason Sanders tied the Dolphins rookie record with four field goals, Leonte Carroo recovered a fumble on a punt return and gained 14 yards on a run off a fake punt, and Brandon Bolden partially blocked a punt to highlight the day on special teams.

Unfortunately for the Dolphins, Aaron Rodgers threw two touchdown passes and Aaron Jones ran for two touchdowns to lead the Packers to 31-12 victory.

Sanders' field goals came from 35, 27, 47 and 40 yards and accounted for all the Dolphins scoring. He tied the rookie record first set by Dan Carpenter in 2008.

Frank Gore rushed for 90 yards on 13 attempts and had a 39-yard run in the first quarter. In the process, he set an NFL record with a 14th consecutive season with at least 500 rushing yards, breaking the tie he shared with Walter Payton and Emmitt Smith.

Robert Quinn had 1.5 sacks for the defense, which came up with a big fourth-down stop in the second quarter but failed to come up with a takeaway.

The game slipped away from the Dolphins in the second half when they were outscored 17-3, even though they became the first team this season to keep Green Bay from scoring on its first possession after halftime.

They cut the Packers lead to 14-12 after Bolden's partial block resulted in a 2-yard punt and gave them the ball at the Green Bay 28.

But Green Bay answered with a 60-yard touchdown drive after Sanders' kickoff went out of bounds, with Jones ending the drive with a 10-yard run. Cornerback Bashaud Breeland's interception of Brock Osweiler, making his fifth consecutive start in place of the injured Ryan Tannehill, set up Green Bay's final touchdown before Mason Crosby added a field goal in the fourth quarter.

Osweiler completed 23 of 37 passes for 213 yards with no touchdowns and the one interception. Danny Amendola had the most productive receiving day with seven catches for 72 yards.

SCORING DRIVES

| TEAM | QTR | TIME | PLAY (EXTRA POINT) (DRIVE INFO) | MIA | GB |
|----------|-----|-------|---|-----|----|
| Packers | 1 | 6:07 | D.Adams 7 yd. pass from A.Rodgers (M.Crosby kick) (8-70, 4:54) | 0 | 7 |
| Dolphins | 1 | 1:18 | J.Sanders 37 yd. Field Goal (7-31, 3:20) | 3 | 7 |
| Packers | 2 | 14:53 | A.Jones 2 yd. run (M.Crosby kick) (3-71, 1:25) | 3 | 14 |
| Dolphins | 2 | 10:29 | J.Sanders 25 yd. Field Goal (10-78, 4:24) | 6 | 14 |
| Dolphins | 2 | 2:49 | J.Sanders 47 yd. Field Goal (5-16, 2:42) | 9 | 14 |
| Dolphins | 3 | 11:43 | J.Sanders 40 yd. Field Goal (4-6, 1:23) | 12 | 14 |
| Packers | 3 | 9:33 | A.Jones 10 yd. run (M.Crosby kick) (5-60, 2:10) | 12 | 21 |
| Packers | 3 | 7:25 | D.Adams 25 yd. pass from A.Rodgers (M.Crosby kick) (3-12, 1:27) | 12 | 28 |
| Packers | 4 | 8:53 | M.Crosby 38 yd. Field Goal (11-60, 5:58) | 12 | 31 |

GAME STATISTICS

RUSHING (Att-Yds-TD):

Miami: F. Gore 13-90, K. Drake 8-27, L. Carroo 1-14, B. Osweiler 1-0.

Green Bay: A. Jones 15-145-2, R. Greene 1-26, A. Rodgers 6-21, J. Williams 3-3.

PASSING (A-C-Y-TD-I):

Miami: B. Osweiler 37-23-213-0-1.

Green Bay: A. Rodgers 28-19-199-2-0.

RECEIVING (Rec-Yds-TD):

Miami: D. Amendola 7-72, D. Parker 5-43, K. Stills 2-26, F. Gore 2-12, K. Drake 2-11, L. Carroo 1-20, A. Derby 1-13, K. Ballage 1-6, M. Gesicki 1-5, N. O'Leary 1-5.

Green Bay: M. Valdes-Scantling 6-44, D. Adams 4-57-2, A. Jones 3-27, L. Kendricks 2-24, E. St. Brown 2-3, M. Lewis 1-30, J. Graham 1-14.

SACKS (Sk-Yds):

Miami: R. Quinn 1.5-14, C. Wake 0.5-3.

Green Bay: R. Gilbert 1-12, R. Greene 1-12, K. Clark 1-9, K. Fackrell 1-8, D. Lowry 1-7, M. Adams 1-2.

INTERCEPTIONS (Int-Yds):

Miami: None.

Green Bay: B. Breeland 1-26.

FORCED FUMBLES:

Miami: A. Derby 1.

Green Bay: None.

FUMBLE RECOVERIES (No-Yds):

Miami: L. Carroo 1-0.

Green Bay: R. Gilbert 1-0.

| TEAM STATS | MIA | GB |
|------------------------------|------------------|------------------|
| FIRST DOWNS | 19 | 21 |
| Rushing | 6 | 10 |
| Passing | 11 | 11 |
| Penalty | 2 | 0 |
| 3RD-DOWN EFFICIENCY | 4 FOR 14 | 4 FOR 10 |
| 4TH-DOWN EFFICIENCY | 3 FOR 4 | 1 FOR 2 |
| TOTAL NET YARDS | 294 | 377 |
| TOTAL NET PLAYS | 66 | 55 |
| Average Gain | 4.5 | 6.9 |
| NET YARDS RUSHING | 131 | 195 |
| Rushes | 23 | 25 |
| Yards per Rush | 5.7 | 7.8 |
| NET YARDS PASSING | 163 | 182 |
| Completed - Attempted | 23-37 | 19-28 |
| Yards per Pass Play | 3.8 | 6.1 |
| Sacked - Yards Lost | 6-50 | 2-17 |
| Had Intercepted | 1 | 0 |
| PUNTS - AVERAGE | 2-77-38.5 | 2-37-18.5 |
| RETURN YARDAGE | 97 | 79 |
| Punts - Return Yards | 0-0 | 1-19 |
| Kickoffs - Return Yards | 5-97 | 2-34 |
| Interceptions - Return Yards | 0-0 | 1-26 |
| PENALTIES - YARDS | 3-10 | 6-45 |
| FUMBLES - LOST | 1-1 | 1-1 |
| RED-ZONE EFFICIENCY | 0 FOR 3 | 4 FOR 4 |
| GOAL-TO-GO EFFICIENCY | 0 FOR 1 | 3 FOR 3 |
| TIME OF POSSESSION | 32:03 | 27:57 |



2018 GAME RECAPS

WEEK 12

NOV. 25, 2018 | INDIANAPOLIS, IND.
LUCAS OIL STADIUM
ATTENDANCE: 57,069 | TV: CBS

MIAMI 24

INDIANAPOLIS 27

SCORING SUMMARY

| | 1 | 2 | 3 | 4 | F |
|--------------|---|---|---|----|----|
| Miami | 7 | 7 | 3 | 7 | 24 |
| Indianapolis | 7 | 7 | 0 | 13 | 27 |

The Dolphins used big plays to put themselves in position to win at Lucas Oil Stadium, but they couldn't hold a fourth-quarter lead and the result was a disappointing loss.

Adam Vinatieri kicked a 32-yard field goal on the final play of regulation to give the Indianapolis Colts a 27-24 victory after the Dolphins lead 24-14 early in the fourth quarter.

The winning score came after Andrew Luck threw a 34-yard pass to Chester Rogers on third-and-9 after escaping what appeared to be a certain sack.

The game marked the return to action for Ryan Tannehill, who hadn't played since Week 5 at Cincinnati, and the quarterback had a solid performance. Tannehill completed 17 of 25 passes for 204 yards and two touchdowns with no interceptions, good for a 119.4 passer rating. He also gained 14 yards on three rushing attempts.

Tannehill's touchdown passes went to Kenyan Drake for 32 yards in the first quarter and to wide receiver Leonte Carroo for 74 yards in the second quarter.

Drake also had a rushing touchdown and cornerback Xavier Howard had two interceptions. Defensive end Cameron Wake's sack in the third quarter ended a five-game streak for quarterback Andrew Luck not getting sacked.

Luck did manage to throw three touchdown passes, extending his streak with three or more TD passes to eight games. He connected twice with tight end Eric Ebron and once to fellow tight end Jack Doyle.

Drake scored on a 14-yard run early in the fourth quarter to give the Dolphins a 24-14 lead.

But Indianapolis came back with a 46-yard field goal by Vinatieri and a 12-yard touchdown pass to Ebron before the game-winning kick.

Rookie kicker Jason Sanders broke a 14-14 tie in the third quarter when he made a 29-yard field goal shortly after linebacker Kiko Alonso partially blocked an Indianapolis punt to give the Dolphins the ball at the Colts 42.

Vinatieri was short on a 53-yard attempt in the third quarter. The miss came right after Wake dropped Luck for a sack on a third-and-7 from the Dolphins 20-yard line.

SCORING DRIVES

| TEAM | QTR | TIME | PLAY (EXTRA POINT) (DRIVE INFO) | MIA | IND |
|----------|-----|-------|---|-----|-----|
| Dolphins | 1 | 12:22 | K.Drake 33 yd. pass from R.Tannehill (J.Sanders kick) (6-75, 2:38) | 7 | 0 |
| Colts | 1 | 9:37 | E.Ebron 14 yd. pass from A.Luck (A.Vinatieri kick) (5-75, 2:45) | 7 | 7 |
| Colts | 2 | 1:44 | J.Doyle 1 yd. pass from A.Luck (A.Vinatieri kick) (13-73, 5:49) | 7 | 14 |
| Dolphins | 2 | 1:00 | L.Carroo 74 yd. pass from R.Tannehill (J.Sanders kick) (2-75, 0:44) | 14 | 14 |
| Dolphins | 3 | 9:14 | J.Sanders 29 yd. Field Goal (8-31, 4:18) | 17 | 14 |
| Dolphins | 4 | 13:36 | K.Drake 14 yd. run (J.Sanders kick) (9-62, 4:55) | 24 | 14 |
| Colts | 4 | 8:26 | A.Vinatieri 46 yd. Field Goal (10-47, 5:10) | 24 | 17 |
| Colts | 4 | 4:25 | E.Ebron 12 yd. pass from A.Luck (A.Vinatieri kick) (7-89, 3:18) | 24 | 24 |
| Colts | 4 | 0:00 | A.Vinatieri 32 yd. Field Goal (7-44, 2:38) | 24 | 27 |

GAME STATISTICS

RUSHING (Att-Yds-TD):

Miami: F. Gore 14-67, K. Drake 8-32-1, R. Tannehill 3-14.
Indianapolis: M. Mack 15-85, N. Hines 9-28, A. Luck 2-5.

PASSING (A-C-Y-TD-I):

Miami: R. Tannehill 25-17-204-2-0.
Indianapolis: A. Luck 37-30-343-3-2, J. Brissett 1-1-4-0-0.

RECEIVING (Rec-Yds-TD):

Miami: K. Drake 5-64-1, D. Parker 3-10, D. Smythe 2-27, K. Ballage 2-(-5), L. Carroo 1-74-1, D. Amendola 1-13, F. Gore 1-10, K. Stills 1-6, M. Gesicki 1-5.

Indianapolis: T. Hilton 7-125, E. Ebron 5-45-2, J. Doyle 4-16-1, C. Rogers 3-49, D. Inman 3-40, J. Wilkins 3-32, N. Hines 2-22, M. Mack 2-11, A. Luck 1-4, R. Grant 1-3.

SACKS (Sk-Yds):

Miami: C. Wake 1-10.
Indianapolis: D. Leonard 1-3.

INTERCEPTIONS (Int-Yds):

Miami: X. Howard 2-(-7).
Indianapolis: None.

FORCED FUMBLES:

Miami: R. McMillan 1, C. Wake 1.
Indianapolis: M. Mitchell 1.

FUMBLE RECOVERIES (No-Yds):

Miami: T. McDonald 1-0.
Indianapolis: D. Autry 1-0.

| TEAM STATS | MIA | IND |
|------------------------------|-------------------|-------------------|
| FIRST DOWNS | 14 | 26 |
| Rushing | 5 | 6 |
| Passing | 8 | 17 |
| Penalty | 1 | 3 |
| 3RD-DOWN EFFICIENCY | 4 FOR 11 | 4 FOR 12 |
| 4TH-DOWN EFFICIENCY | 0 FOR 0 | 2 FOR 2 |
| TOTAL NET YARDS | 314 | 455 |
| TOTAL NET PLAYS | 51 | 65 |
| Average Gain | 6.2 | 7.0 |
| NET YARDS RUSHING | 113 | 118 |
| Rushes | 25 | 26 |
| Yards per Rush | 4.5 | 4.5 |
| NET YARDS PASSING | 201 | 337 |
| Completed - Attempted | 17-25 | 31-38 |
| Yards per Pass Play | 7.7 | 8.6 |
| Sacked - Yards Lost | 1-3 | 1-10 |
| Had Intercepted | 0 | 2 |
| PUNTS - AVERAGE | 6-285-47.5 | 3-103-34.3 |
| RETURN YARDAGE | 5 | 14 |
| Punts - Return Yards | 1-0 | 3-14 |
| Kickoffs - Return Yards | 1-12 | 0-0 |
| Interceptions - Return Yards | 2-7 | 0-0 |
| PENALTIES - YARDS | 10-75 | 7-52 |
| FUMBLES - LOST | 2-1 | 2-1 |
| RED-ZONE EFFICIENCY | 1 FOR 2 | 3 FOR 4 |
| GOAL-TO-GO EFFICIENCY | 0 FOR 0 | 1 FOR 1 |
| TIME OF POSSESSION | 28:06 | 31:54 |



2018 GAME RECAPS

WEEK 13

DEC. 2, 2018 | MIAMI GARDENS, FLA.
HARD ROCK STADIUM
ATTENDANCE: 65,155 | TV: CBS

SCORING SUMMARY

| | 1 | 2 | 3 | 4 | F |
|---------|---|---|---|---|----|
| Buffalo | 0 | 6 | 3 | 8 | 17 |
| Miami | 7 | 7 | 0 | 7 | 21 |

BUFFALO 17

MIAMI 21

This time, it was the Dolphins' turn to come back in the fourth quarter and they pulled out a victory after a major scare.

Ryan Tannehill's third touchdown pass of the game, a 13-yard strike to Kenny Stills, with 8:42 left gave the Dolphins a 21-17 victory against the Buffalo Bills.

Tannehill earlier threw touchdown passes to wide receiver DeVante Parker, as he produced his second three-touchdown game of the season—he also did it against Oakland in Week 3.

Cornerback Xavier Howard came up with two interceptions for a second consecutive week and for the third time this season, a first in Dolphins history. In the process, Howard took over the NFL lead with seven interceptions.

Buffalo rookie first-round pick Josh Allen threw two touchdown passes to wide receiver Zay Jones, the son of former Dolphins linebacker Robert Jones, and the two also connected on a two-point conversion.

Allen also had 135 rushing yards, most of them on scrambles to escape pressure.

Stills' touchdown came after Buffalo had taken its first lead of the game.

The game-winning drive covered 75 yards and included a 25-yard defensive pass interference penalty on linebacker Matt Milano against rookie tight end Mike Gesicki, followed by a 20-yard run by Kenyan Drake.

Buffalo drove to the Miami 23-yard line on its next possession, but cornerback Bobby McCain and Robert Quinn came up with back-to-back sacks before kicker Steven Hauschka was wide left on a 55-yard field goal attempt.

Buffalo had one last chance and got to the Dolphins 25. A completion to Jones to the 5-yard was overturned after video review and on fourth-and-11 from the 30 a scrambling Allen under threw former Dolphins tight end Charles Clay, who was wide open in the end zone.

The Dolphins led 14-6 after a first half that featured 11 combined penalties and two special teams miscues by Buffalo.

For the second consecutive week, the Dolphins opened the game with a touchdown drive, Tannehill hitting Parker with a 18-yard touchdown pass to the first score.

A big play on the drive was a roughing-the-passer penalty that moved the ball ton the Buffalo 33-yard line. The drive also featured the first rushing attempt of the season for veteran running back Brandon Bolden, who gained 10 yards to the Bills 19.

Buffalo got into the end zone early in the second quarter when Allen threw a 15-yard touchdown pass to wide receiver Zay Jones, but Hauschka missed the extra-point attempt and the Dolphins still led 7-6.

SCORING DRIVES

| TEAM | QTR | TIME | PLAY (EXTRA POINT) (DRIVE INFO) | BUF | MI |
|----------|-----|-------|--|-----|----|
| Dolphins | 1 | 9:42 | D.Parker 18 yd. pass from R.Tannehill (J.Sanders kick) (10-75, 5:18) | 0 | 7 |
| Bills | 2 | 11:44 | Z.Jones 15 yd. pass from J.Allen (kick failed, wl) (9-55, 5:05) | 6 | 7 |
| Dolphins | 2 | 0:40 | K.Drake 3 yd. pass from R.Tannehill (J.Sanders kick) (6-36, 3:01) | 6 | 14 |
| Bills | 3 | 9:02 | S.Hauschka 32 yd. Field Goal (10-79, 5:58) | 9 | 14 |
| Bills | 4 | 12:00 | Z.Jones 25 yd. pass from J.Allen (J.Allen-Z.Jones pass) (6-83, 3:24) | 17 | 14 |
| Dolphins | 4 | 8:42 | K.Stills 13 yd. pass from R.Tannehill (J.Sanders kick) (6-75, 3:18) | 17 | 21 |

GAME STATISTICS

RUSHING (Att-Yds-TD):

Buffalo: J. Allen 9-135, L. McCoy 15-52, M. Murphy 1-7, C. Ivory 6-4.

Miami: K. Drake 7-31, F. Gore 8-21, B. Bolden 1-10, K. Ballage 4-3, R. Tannehill 3-(-5).

PASSING (A-C-Y-TD-J):

Buffalo: J. Allen 33-18-231-2-2.

Miami: R. Tannehill 24-16-137-3-1.

RECEIVING (Rec-Yds-TD):

Buffalo: Z. Jones 4-67-2, I. McKenzie 4-46, L. McCoy 4-12, K. Benjamin 2-20, P. DiMarco 1-38, R. Foster 1-27, D. Thompson 1-12, C. Clay 1-9.

Miami: D. Parker 4-43-1, K. Stills 4-37-1, B. Butler 4-25, K. Drake 2-13-1, F. Gore 1-10, N. O'Leary 1-9.

SACKS (Sk-Yds):

Buffalo: L. Alexander 1-8, R. Bush 1-8, T. Murphy 1-6.

Miami: R. Quinn 1-7, B. McCain 1-7.

INTERCEPTIONS (Int-Yds):

Buffalo: M. Hyde 1-0.

Miami: X. Howard 2-20.

FORCED FUMBLES:

Buffalo: None.

Miami: R. Quinn 1.

FUMBLE RECOVERIES (No-Yds):

Buffalo: None.

Miami: S. Perry 1-0.

| TEAM STATS | BUF | MI |
|------------------------------|-------------------|-------------------|
| FIRST DOWNS | 24 | 15 |
| Rushing | 10 | 2 |
| Passing | 10 | 10 |
| Penalty | 4 | 3 |
| 3RD-DOWN EFFICIENCY | 5 FOR 13 | 2 FOR 9 |
| 4TH-DOWN EFFICIENCY | 0 FOR 1 | 0 FOR 0 |
| TOTAL NET YARDS | 415 | 175 |
| TOTAL NET PLAYS | 66 | 50 |
| Average Gain | 6.3 | 3.5 |
| NET YARDS RUSHING | 198 | 60 |
| Rushes | 31 | 23 |
| Yards per Rush | 6.4 | 2.6 |
| NET YARDS PASSING | 217 | 115 |
| Completed - Attempted | 18-33 | 16-24 |
| Yards per Pass Play | 6.2 | 4.3 |
| Sacked - Yards Lost | 2-14 | 3-22 |
| Had Intercepted | 2 | 1 |
| PUNTS - AVERAGE | 4-183-45.8 | 7-320-45.7 |
| RETURN YARDAGE | 31 | 26 |
| Punts - Return Yards | 1-0 | 2-6 |
| Kickoffs - Return Yards | 2-31 | 1-0 |
| Interceptions - Return Yards | 1-0 | 2-20 |
| PENALTIES - YARDS | 13-120 | 8-89 |
| FUMBLES - LOST | 3-1 | 1-0 |
| RED-ZONE EFFICIENCY | 2 FOR 3 | 3 FOR 3 |
| GOAL-TO-GO EFFICIENCY | 1 FOR 1 | 1 FOR 1 |
| TIME OF POSSESSION | 32:57 | 27:03 |



National Football League Game Summary

NFL Copyright © 2018 by The National Football League. All rights reserved. This summary and play-by-play is for the express purpose of assisting media in their coverage of the game; any other use of this material is prohibited without the written permission of the National Football League. Updated: 12/3/2018

Date: Sunday, 12/2/2018

Buffalo Bills at Miami Dolphins
at Hard Rock Stadium, Miami Gardens, Fla.

Start Time: 1:02 PM ET

Game Day Weather

Game Weather: Partly Cloudy

Temp: 86° F (30.0° C) Humidity: 68%, Wind: S 15 mph

Played Outdoor on Turf: Natural Grass

Officials

Referee: Hochuli, Shawn (83)
Line Judge: Bradley, Greg (98)
Back Judge: Paganelli, Dino (105)

Umpire: Ellison, Roy (81)
Field Judge: Hill, Tom (97)
Replay Official: Madsen, Carl (0)

Down Judge: Camp, Ed (134)
Side Judge: Hill, Chad (125)

Lineups

| Buffalo Bills | | | | Miami Dolphins | | | |
|------------------|-------------------|-------------------|---------------------|----------------|--|---------|--|
| Offense | | Defense | | Offense | | Defense | |
| WR 13 K.Benjamin | DE 90 S.Lawson | WR 11 D.Parker | DE 91 C.Wake | | | | |
| LT 73 D.Dawkins | DT 95 K.Williams | LT 78 L.Tunsil | DT 56 D.Godchaux | | | | |
| LG 75 W.Teller | DT 98 S.Lotulelei | LG 62 T.Larsen | DT 93 A.Spence | | | | |
| C 66 R.Bodine | DE 55 J.Hughes | C 64 J.Brendel | DE 94 R.Quinn | | | | |
| RG 74 J.Sirles | SLB 24 T.Johnson | RG 77 J.Davis | LB 47 K.Alonso | | | | |
| RT 79 J.Mills | MLB 49 T.Edmunds | RT 70 J.James | LB 52 R.McMillan | | | | |
| TE 85 C.Clay | WLB 58 M.Milano | TE 83 N.O'Leary | LB 29 M.Fitzpatrick | | | | |
| QB 17 J.Allen | CB 27 T.White | QB 17 R.Tannehill | CB 25 X.Howard | | | | |
| WR 10 D.Thompson | CB 47 L.Wallace | RB 21 F.Gore | CB 28 B.McCain | | | | |
| RB 25 L.McCoy | SS 23 M.Hyde | WR 14 B.Butler | S 20 R.Jones | | | | |
| WR 11 Z.Jones | FS 21 J.Poyer | WR 10 K.Stills | S 22 T.McDonald | | | | |

Substitutions

K 4 S.Hauschka, P 8 M.Darr, WR 16 R.Foster, WR 18 A.Holmes, WR 19 I.McKenzie, S 20 R.Bush, S 29 S.Neal, CB 30 L.Pitts, RB 33 C.Ivory, FB 42 P.DiMarco, LB 44 D.Lacey, RB 45 M.Murphy, LB 51 J.Stanford, LB 52 C.Thompson, DE 54 E.Yarbrough, LB 57 L.Alexander, G 65 I.Boettger, LS 69 R.Ferguson, C/G 72 R.Groy, TE 80 J.Croom, DE 93 T.Murphy, DT 97 J.Phillips, DT 99 H.Phillips

Substitutions

P 2 M.Haack, K 7 J.Sanders, CB 24 T.McTyer, RB 27 K.Ballage, CB 31 C.Armstrong, RB 32 K.Drake, RB 34 S.Perry, CB/S 35 W.Aikens, RB 38 B.Bolden, LB 44 S.Anthony, LB 45 M.Hull, DE 50 A.Branch, LB 55 J.Baker, C 73 W.Johnson, T 79 S.Young, TE 81 D.Smythe, WR 84 I.Ford, TE 86 M.Gesicki, WR 88 L.Caroo, DE 90 C.Harris, LS 92 J.Denney, DT 97 Z.Hood, DT 98 S.Williams

Did Not Play

QB 5 M.Barkley

Did Not Play

QB 8 B.Oswieiler

Not Active

QB 3 D.Anderson, WR 14 R.McCloud, CB 38 R.Lewis, G 62 V.Ducasse, T 68 C.McDermott, G 76 J.Miller, TE 82 L.Thomas

Not Active

QB 9 D.Fales, C 66 T.Swanson, G 68 I.Asiata, T 74 Z.Sterup, DE 76 J.Woodard, WR 80 D.Amendola, TE 85 A.Derby

Field Goals (made) & missed)

S.Hauschka (32) 55WL

| | | 1 | 2 | 3 | 4 | OT | Total |
|----------|----------------|---|---|---|---|----|-------|
| VISITOR: | Buffalo Bills | 0 | 6 | 3 | 8 | 0 | 17 |
| HOME: | Miami Dolphins | 7 | 7 | 0 | 7 | 0 | 21 |

Scoring Plays

| Team | Qtr | Time | Play Description (Extra Point) (Drive Info) | Visitor | Home |
|----------|-----|-------|--|---------|------|
| Dolphins | 1 | 9:42 | D.Parker 18 yd. pass from R.Tannehill (J.Sanders kick) (10-75, 5:18) | 0 | 7 |
| Bills | 2 | 11:44 | Z.Jones 15 yd. pass from J.Allen (kick failed, wl) (9-55, 5:05) | 6 | 7 |
| Dolphins | 2 | 0:40 | K.Drake 3 yd. pass from R.Tannehill (J.Sanders kick) (6-36, 3:01) | 6 | 14 |
| Bills | 3 | 9:02 | S.Hauschka 32 yd. Field Goal (10-79, 5:58) | 9 | 14 |
| Bills | 4 | 12:00 | Z.Jones 25 yd. pass from J.Allen (J.Allen-Z.Jones pass) (6-83, 3:24) | 17 | 14 |
| Dolphins | 4 | 8:42 | K.Stills 13 yd. pass from R.Tannehill (J.Sanders kick) (6-75, 3:18) | 17 | 21 |

Paid Attendance: 65,155

Time: 3:10



Buffalo Bills vs Miami Dolphins
12/2/2018 at Hard Rock Stadium

Final Individual Statistics

| Buffalo Bills | | | | | | | | | | Miami Dolphins | | | | | | | | | | | | |
|-----------------------|-----|------|---------|-------|----|-------------|-----------------|---------|-------------|------------------------|----------|------|-------|---------|-----|----|--------|---------|-----|----|---------|---|
| RUSHING | | | | | | | | | | RUSHING | | | | | | | | | | | | |
| | ATT | YDS | AVG | LG | TD | | ATT | YDS | AVG | LG | TD | | | | | | | | | | | |
| J.Allen | 9 | 135 | 15.0 | 28 | 0 | K.Drake | 7 | 31 | 4.4 | 20 | 0 | | | | | | | | | | | |
| L.McCoy | 15 | 52 | 3.5 | 18 | 0 | F.Gore | 8 | 21 | 2.6 | 8 | 0 | | | | | | | | | | | |
| M.Murphy | 1 | 7 | 7.0 | 7 | 0 | B.Bolden | 1 | 10 | 10.0 | 10 | 0 | | | | | | | | | | | |
| C.Ivory | 6 | 4 | 0.7 | 4 | 0 | K.Ballage | 4 | 3 | 0.8 | 8 | 0 | | | | | | | | | | | |
| | | | | | | R.Tannehill | 3 | -5 | -1.7 | -1 | 0 | | | | | | | | | | | |
| Total | 31 | 198 | 6.4 | 28 | 0 | Total | 23 | 60 | 2.6 | 20 | 0 | | | | | | | | | | | |
| PASSING | | | | | | | | | | PASSING | | | | | | | | | | | | |
| | ATT | CMP | YDS | SK/YD | TD | LG | IN | RT | | ATT | CMP | YDS | SK/YD | TD | LG | IN | RT | | | | | |
| J.Allen | 33 | 18 | 231 | 2/14 | 2 | 38 | 2 | 71.7 | R.Tannehill | 24 | 16 | 137 | 3/22 | 3 | 18 | 1 | 103.6 | | | | | |
| Total | 33 | 18 | 231 | 2/14 | 2 | 38 | 2 | 71.7 | Total | 24 | 16 | 137 | 3/22 | 3 | 18 | 1 | 103.6 | | | | | |
| PASS RECEIVING | | | | | | | | | | PASS RECEIVING | | | | | | | | | | | | |
| | TAR | REC | YDS | AVG | LG | TD | | TAR | REC | YDS | AVG | LG | TD | | | | | | | | | |
| Z.Jones | 9 | 4 | 67 | 16.8 | 25 | 2 | D.Parker | 7 | 4 | 43 | 10.8 | 18 | 1 | | | | | | | | | |
| I.McKenzie | 4 | 4 | 46 | 11.5 | 23 | 0 | K.Stills | 6 | 4 | 37 | 9.3 | 13 | 1 | | | | | | | | | |
| L.McCoy | 4 | 4 | 12 | 3.0 | 11 | 0 | B.Butler | 4 | 4 | 25 | 6.3 | 14 | 0 | | | | | | | | | |
| K.Benjamin | 4 | 2 | 20 | 10.0 | 15 | 0 | K.Drake | 4 | 2 | 13 | 6.5 | 10 | 1 | | | | | | | | | |
| P.DiMarco | 1 | 1 | 38 | 38.0 | 38 | 0 | F.Gore | 1 | 1 | 10 | 10.0 | 10 | 0 | | | | | | | | | |
| R.Foster | 4 | 1 | 27 | 27.0 | 27 | 0 | N.O'Leary | 1 | 1 | 9 | 9.0 | 9 | 0 | | | | | | | | | |
| D.Thompson | 1 | 1 | 12 | 12.0 | 12 | 0 | I.Ford | 1 | 0 | 0 | 0.0 | 0 | 0 | | | | | | | | | |
| C.Clay | 2 | 1 | 9 | 9.0 | 9 | 0 | Total | 24 | 16 | 137 | 8.6 | 18 | 3 | | | | | | | | | |
| Total | 29 | 18 | 231 | 12.8 | 38 | 2 | Total | 24 | 16 | 137 | 8.6 | 18 | 3 | | | | | | | | | |
| INTERCEPTIONS | | | | | | | | | | INTERCEPTIONS | | | | | | | | | | | | |
| | NO | YDS | AVG | LG | TD | | NO | YDS | AVG | LG | TD | | | | | | | | | | | |
| M.Hyde | 1 | 0 | 0.0 | 0 | 0 | X.Howard | 2 | 20 | 10.0 | 17 | 0 | | | | | | | | | | | |
| Total | 1 | 0 | 0.0 | 0 | 0 | Total | 2 | 20 | 10.0 | 17 | 0 | | | | | | | | | | | |
| PUNTING | | | | | | | | | | PUNTING | | | | | | | | | | | | |
| | NO | YDS | AVG | NET | TB | IN20 | LG | | NO | YDS | AVG | NET | TB | IN20 | LG | | | | | | | |
| M.Darr | 4 | 183 | 45.8 | 44.3 | 0 | 2 | 53 | M.Haack | 7 | 320 | 45.7 | 45.7 | 0 | 2 | 56 | | | | | | | |
| Total | 4 | 183 | 45.8 | 44.3 | 0 | 2 | 53 | Total | 7 | 320 | 45.7 | 45.7 | 0 | 2 | 56 | | | | | | | |
| PUNT RETURNS | | | | | | | | | | PUNT RETURNS | | | | | | | | | | | | |
| | NO | YDS | AVG | FC | LG | TD | | NO | YDS | AVG | FC | LG | TD | | | | | | | | | |
| I.McKenzie | 1 | 0 | 0.0 | 2 | 0 | 0 | K.Stills | 2 | 6 | 3.0 | 0 | 6 | 0 | | | | | | | | | |
| M.Hyde | 0 | 0 | 0.0 | 1 | 0 | 0 | [DOWNED] | 1 | 0 | 0.0 | 0 | 0 | 0 | | | | | | | | | |
| [DOWNED] | 3 | 0 | 0.0 | 0 | 0 | 0 | [OUT OF BOUNDS] | 1 | 0 | 0.0 | 0 | 0 | 0 | | | | | | | | | |
| Total | 1 | 0 | 0.0 | 3 | 0 | 0 | Total | 2 | 6 | 3.0 | 0 | 6 | 0 | | | | | | | | | |
| KICKOFF RETURNS | | | | | | | | | | KICKOFF RETURNS | | | | | | | | | | | | |
| | NO | YDS | AVG | FC | LG | TD | | NO | YDS | AVG | FC | LG | TD | | | | | | | | | |
| I.McKenzie | 2 | 31 | 15.5 | 0 | 19 | 0 | D.Smythe | 1 | 0 | 0.0 | 0 | 0 | 0 | | | | | | | | | |
| [TOUCHBACK] | 2 | 0 | 0.0 | 0 | 0 | 0 | [TOUCHBACK] | 3 | 0 | 0.0 | 0 | 0 | 0 | | | | | | | | | |
| Total | 2 | 31 | 15.5 | 0 | 19 | 0 | Total | 1 | 0 | 0.0 | 0 | 0 | 0 | | | | | | | | | |
| Buffalo Bills FUMBLES | | | | | | | | | | Miami Dolphins FUMBLES | | | | | | | | | | | | |
| | FUM | LOST | OWN-REC | YDS | TD | FORCED | OPP-REC | YDS | TD | OUT-BDS | | FUM | LOST | OWN-REC | YDS | TD | FORCED | OPP-REC | YDS | TD | OUT-BDS | |
| C.Ivory | 1 | 0 | | 1 | 0 | 0 | 0 | 0 | 0 | 0 | K.Stills | 1 | 0 | 1 | 0 | 0 | 0 | 0 | 0 | 0 | 0 | 0 |
| J.Allen | 1 | 0 | | 0 | 0 | 0 | 0 | 0 | 0 | 0 | R.Quinn | 0 | 0 | 0 | 0 | 0 | 1 | 0 | 0 | 0 | 0 | 0 |
| I.McKenzie | 1 | 1 | | 0 | 0 | 0 | 0 | 0 | 0 | 0 | S.Perry | 0 | 0 | 0 | 0 | 0 | 0 | 1 | 0 | 0 | 0 | 0 |
| W.Teller | 0 | 0 | | 1 | 0 | 0 | 0 | 0 | 0 | 0 | Total | 1 | 0 | 1 | 0 | 0 | 1 | 1 | 0 | 0 | 0 | 0 |
| Total | 3 | 1 | | 2 | 0 | 0 | 0 | 0 | 0 | 0 | | | | | | | | | | | | |



Buffalo Bills vs Miami Dolphins
12/2/2018 at Hard Rock Stadium

Final Team Statistics

| | Visitor Bills | Home Dolphins |
|--|------------------|------------------|
| TOTAL FIRST DOWNS | 24 | 15 |
| By Rushing | 10 | 2 |
| By Passing | 10 | 10 |
| By Penalty | 4 | 3 |
| THIRD DOWN EFFICIENCY | 5-13-38% | 2-9-22% |
| FOURTH DOWN EFFICIENCY | 0-1-0% | 0-0-0% |
| TOTAL NET YARDS | 415 | 175 |
| Total Offensive Plays (inc. times thrown passing) | 66 | 50 |
| Average gain per offensive play | 6.3 | 3.5 |
| NET YARDS RUSHING | 198 | 60 |
| Total Rushing Plays | 31 | 23 |
| Average gain per rushing play | 6.4 | 2.6 |
| Tackles for a loss-number and yards | 5-11 | 5-13 |
| NET YARDS PASSING | 217 | 115 |
| Times thrown - yards lost attempting to pass | 2-14 | 3-22 |
| Gross yards passing | 231 | 137 |
| PASS ATTEMPTS-COMPLETIONS-HAD INTERCEPTED | 33-18-2 | 24-16-1 |
| Avg gain per pass play (inc.# thrown passing) | 6.2 | 4.3 |
| KICKOFFS Number-In End Zone-Touchbacks | 4-3-3 | 4-2-2 |
| PUNTS Number and Average | 4-45.8 | 7-45.7 |
| Had Blocked | 0 | 0 |
| FGs - PATs Had Blocked | 0-0 | 0-0 |
| Net Punting Average | 44.3 | 45.7 |
| TOTAL RETURN YARDAGE (Not Including Kickoffs) | 0 | 26 |
| No. and Yards Punt Returns | 1-0 | 2-6 |
| No. and Yards Kickoff Returns | 2-31 | 1-0 |
| No. and Yards Interception Returns | 1-0 | 2-20 |
| PENALTIES Number and Yards | 13-120 | 8-89 |
| FUMBLES Number and Lost | 3-1 | 1-0 |
| TOUCHDOWNS | 2 | 3 |
| Rushing | 0 | 0 |
| Passing | 2 | 3 |
| EXTRA POINTS Made-Attempts | 1-2 | 3-3 |
| Kicking Made-Attempts | 0-1 | 3-3 |
| Passing Made-Attempts | 1-1 | 0-0 |
| FIELD GOALS Made-Attempts | 1-2 | 0-0 |
| RED ZONE EFFICIENCY | 2-3-67% | 3-3-100% |
| GOAL TO GO EFFICIENCY | 1-1-100% | 1-1-100% |
| SAFETIES | 0 | 0 |
| FINAL SCORE | 17 | 21 |
| TIME OF POSSESSION | 32:57 | 27:03 |



Buffalo Bills vs Miami Dolphins
12/2/2018 at Hard Rock Stadium

Ball Possession And Drive Chart

Buffalo Bills

| # | Time Recd | Time Lost | Time Poss | How Ball Obtained | Drive Began | # Play | Yds Gain | Yds Pen | Net Yds | 1st Down | Last Scrm | How Given Up |
|----|-----------|-----------|-----------|-------------------|-------------|--------|----------|---------|---------|----------|-----------|--------------|
| 1 | 9:42 | 6:46 | 2:56 | Kickoff | BUF 25 | 6 | 15 | 0 | 15 | 1 | BUF 40 | Punt |
| 2 | 3:58 | 2:49 | 1:09 | Punt | BUF 49 | 3 | -6 | 0 | -6 | 0 | BUF 43 | Punt |
| 3 | 1:49 | 11:44 | 5:05 | Punt | BUF 45 | 9 | 51 | 4 | 55 | 5 | * MIA 15 | Touchdown |
| 4 | 9:29 | 6:46 | 2:43 | Punt | BUF 42 | 3 | 8 | -5 | 3 | 0 | BUF 45 | Punt |
| 5 | 0:40 | 0:00 | 0:40 | Kickoff | BUF 10 | 6 | 54 | -5 | 49 | 3 | MIA 41 | Interception |
| 6 | 15:00 | 9:02 | 5:58 | Kickoff | BUF 7 | 10 | 79 | 0 | 79 | 3 | * MIA 14 | Field Goal |
| 7 | 6:15 | 3:17 | 2:58 | Punt | BUF 4 | 6 | 25 | -2 | 23 | 1 | BUF 27 | Punt |
| 8 | 1:48 | 0:32 | 1:16 | Punt | BUF 23 | 4 | 3 | 15 | 18 | 1 | BUF 41 | Interception |
| 9 | 0:24 | 12:00 | 3:24 | Interception | BUF 17 | 6 | 78 | 5 | 83 | 4 | * MIA 25 | Touchdown |
| 10 | 8:42 | 3:34 | 5:08 | Kickoff | BUF 25 | 8 | 43 | -5 | 38 | 3 | MIA 37 | Missed FG |
| 11 | 2:33 | 0:53 | 1:40 | Punt | BUF 10 | 7 | 65 | -5 | 60 | 3 | MIA 30 | Downs |

(257) Average BUF 23

Miami Dolphins

| # | Time Recd | Time Lost | Time Poss | How Ball Obtained | Drive Began | # Play | Yds Gain | Yds Pen | Net Yds | 1st Down | Last Scrm | How Given Up |
|----|-----------|-----------|-----------|-------------------|-------------|--------|----------|---------|---------|----------|-----------|--------------|
| 1 | 15:00 | 9:42 | 5:18 | Kickoff | MIA 25 | 10 | 60 | 15 | 75 | 5 | * BUF 18 | Touchdown |
| 2 | 6:46 | 3:58 | 2:48 | Punt | MIA 13 | 3 | -17 | 5 | -12 | 0 | MIA 1 | Punt |
| 3 | 2:49 | 1:49 | 1:00 | Punt | MIA 13 | 3 | 6 | 0 | 6 | 0 | MIA 19 | Punt |
| 4 | 11:44 | 9:29 | 2:15 | Kickoff | MIA 14 | 3 | -5 | 0 | -5 | 0 | MIA 9 | Punt |
| 5 | 6:46 | 3:41 | 3:05 | Punt | MIA 22 | 5 | 30 | -20 | 10 | 1 | MIA 32 | Punt |
| 6 | 3:41 | 0:40 | 3:01 | Muffed Punt | BUF 36 | 6 | 41 | -5 | 36 | 3 | * BUF 3 | Touchdown |
| 7 | 9:02 | 6:15 | 2:47 | Kickoff | MIA 25 | 5 | 15 | 0 | 15 | 1 | MIA 40 | Punt |
| 8 | 3:17 | 1:48 | 1:29 | Punt | MIA 23 | 3 | 2 | 0 | 2 | 0 | MIA 25 | Punt |
| 9 | 0:32 | 0:24 | 0:08 | Interception | MIA 44 | 1 | 0 | 0 | 0 | 0 | MIA 44 | Interception |
| 10 | 12:00 | 8:42 | 3:18 | Kickoff | MIA 25 | 6 | 39 | 36 | 75 | 5 | * BUF 13 | Touchdown |
| 11 | 3:34 | 2:33 | 1:01 | Missed FG | MIA 45 | 3 | 6 | 0 | 6 | 0 | BUF 49 | Punt |
| 12 | 0:53 | 0:00 | 0:53 | Downs | MIA 30 | 2 | -2 | 0 | -2 | 0 | MIA 29 | End of Game |

(343) Average MIA 29

*** inside opponent's 20**

| Time of Possession by Quarter | | 1st | 2nd | 3rd | 4th | OT | Total |
|--|----------------|-------------------|------|-------|----------------------|----|-------|
| Visitor | Buffalo Bills | 5:54 | 6:39 | 10:36 | 9:48 | | 32:57 |
| Home | Miami Dolphins | 9:06 | 8:21 | 4:24 | 5:12 | | 27:03 |
| Kickoff Drive No.-Start Average | | Bills: 4 - BUF 17 | | | Dolphins: 4 - MIA 22 | | |



Buffalo Bills vs Miami Dolphins
12/2/2018 at Hard Rock Stadium

Final Defensive Statistics

| Buffalo Bills | Regular Defensive Plays | | | | | | | | | | | Special Teams | | | | | Misc | | | | |
|---------------|-------------------------|-----------|-----------|----------|-----------|----------|----------|----------|----------|----------|----------|---------------|----------|----------|----------|----------|----------|----------|----------|----------|----------|
| | TKL | AST | COMB | SK | / YDS | TFL | Q | IN | PD | FF | FR | TKL | AST | FF | FR | BL | TKL | AST | FF | FR | |
| M.Milano | 4 | 4 | 8 | 0 | 0 | 2 | 1 | 0 | 0 | 0 | 0 | 0 | 0 | 0 | 0 | 0 | 0 | 0 | 0 | 0 | 0 |
| J.Poyer | 3 | 2 | 5 | 0 | 0 | 0 | 1 | 0 | 1 | 0 | 0 | 0 | 0 | 0 | 0 | 0 | 0 | 0 | 0 | 0 | 0 |
| M.Hyde | 3 | 1 | 4 | 0 | 0 | 0 | 0 | 1 | 1 | 0 | 0 | 0 | 0 | 0 | 0 | 0 | 0 | 0 | 0 | 0 | 0 |
| T.White | 3 | 1 | 4 | 0 | 0 | 0 | 0 | 0 | 0 | 0 | 0 | 0 | 0 | 0 | 0 | 0 | 0 | 0 | 0 | 0 | 0 |
| L.Wallace | 2 | 2 | 4 | 0 | 0 | 0 | 0 | 0 | 0 | 0 | 0 | 0 | 0 | 0 | 0 | 0 | 0 | 0 | 0 | 0 | 0 |
| T.Edmunds | 0 | 4 | 4 | 0 | 0 | 0 | 1 | 0 | 1 | 0 | 0 | 0 | 0 | 0 | 0 | 0 | 0 | 0 | 0 | 0 | 0 |
| R.Bush | 2 | 1 | 3 | 1 | 8 | 1 | 1 | 0 | 0 | 0 | 0 | 0 | 0 | 0 | 0 | 0 | 0 | 0 | 0 | 0 | 0 |
| J.Phillips | 2 | 1 | 3 | 0 | 0 | 0 | 0 | 0 | 1 | 0 | 0 | 0 | 0 | 0 | 0 | 0 | 0 | 0 | 0 | 0 | 0 |
| E.Yarbrough | 1 | 2 | 3 | 0 | 0 | 0 | 0 | 0 | 0 | 0 | 0 | 0 | 0 | 0 | 0 | 0 | 0 | 0 | 0 | 0 | 0 |
| T.Murphy | 2 | 0 | 2 | 1 | 6 | 1 | 2 | 0 | 0 | 0 | 0 | 0 | 0 | 0 | 0 | 0 | 0 | 0 | 0 | 0 | 0 |
| T.Johnson | 2 | 0 | 2 | 0 | 0 | 0 | 0 | 0 | 0 | 0 | 0 | 0 | 0 | 0 | 0 | 0 | 0 | 0 | 0 | 0 | 0 |
| S.Lotulelei | 2 | 0 | 2 | 0 | 0 | 0 | 0 | 0 | 0 | 0 | 0 | 0 | 0 | 0 | 0 | 0 | 0 | 0 | 0 | 0 | 0 |
| L.Alexander | 1 | 0 | 1 | 1 | 8 | 1 | 1 | 0 | 0 | 0 | 0 | 0 | 0 | 0 | 0 | 0 | 0 | 0 | 0 | 0 | 0 |
| K.Williams | 1 | 0 | 1 | 0 | 0 | 0 | 1 | 0 | 0 | 0 | 0 | 0 | 0 | 0 | 0 | 0 | 0 | 0 | 0 | 0 | 0 |
| J.Hughes | 1 | 0 | 1 | 0 | 0 | 1 | 1 | 0 | 0 | 0 | 0 | 0 | 0 | 0 | 0 | 0 | 0 | 0 | 0 | 0 | 0 |
| H.Phillips | 1 | 0 | 1 | 0 | 0 | 0 | 0 | 0 | 0 | 0 | 0 | 0 | 0 | 0 | 0 | 0 | 0 | 0 | 0 | 0 | 0 |
| S.Lawson | 0 | 1 | 1 | 0 | 0 | 0 | 0 | 0 | 0 | 0 | 0 | 0 | 0 | 0 | 0 | 0 | 0 | 0 | 0 | 0 | 0 |
| S.Neal | 0 | 0 | 0 | 0 | 0 | 0 | 0 | 0 | 0 | 0 | 0 | 1 | 0 | 0 | 0 | 0 | 0 | 0 | 0 | 0 | 0 |
| L.Pitts | 0 | 0 | 0 | 0 | 0 | 0 | 0 | 0 | 0 | 0 | 0 | 1 | 0 | 0 | 0 | 0 | 0 | 0 | 0 | 0 | 0 |
| P.DiMarco | 0 | 0 | 0 | 0 | 0 | 0 | 0 | 0 | 0 | 0 | 0 | 1 | 0 | 0 | 0 | 0 | 0 | 0 | 0 | 0 | 0 |
| J.Stanford | 0 | 0 | 0 | 0 | 0 | 0 | 0 | 0 | 0 | 0 | 0 | 1 | 0 | 0 | 0 | 0 | 0 | 0 | 0 | 0 | 0 |
| I.McKenzie | 0 | 0 | 0 | 0 | 0 | 0 | 0 | 0 | 0 | 0 | 0 | 0 | 0 | 0 | 0 | 0 | 0 | 0 | 0 | 1 | 0 |
| M.Murphy | 0 | 0 | 0 | 0 | 0 | 0 | 0 | 0 | 0 | 0 | 0 | 0 | 0 | 0 | 0 | 0 | 1 | 0 | 0 | 0 | 0 |
| C.Ivory | 0 | 0 | 0 | 0 | 0 | 0 | 0 | 0 | 0 | 0 | 0 | 0 | 0 | 0 | 0 | 0 | 0 | 0 | 0 | 0 | 1 |
| W.Teller | 0 | 0 | 0 | 0 | 0 | 0 | 0 | 0 | 0 | 0 | 0 | 0 | 0 | 0 | 0 | 0 | 0 | 0 | 0 | 1 | 0 |
| Total | 30 | 19 | 49 | 3 | 22 | 6 | 9 | 1 | 4 | 0 | 0 | 4 | 0 | 0 | 0 | 0 | 2 | 0 | 0 | 0 | 2 |

TKL = Tackle AST = Assist COMB = Combined QH=QB Hit IN = Interception PD = Pass Defense FF = Forced Fumble FR = Fumble Recovery

| Miami Dolphins | Regular Defensive Plays | | | | | | | | | | | Special Teams | | | | | Misc | | | | |
|----------------|-------------------------|-----------|-----------|----------|-----------|----------|----------|----------|----------|----------|----------|---------------|----------|----------|----------|----------|----------|----------|----------|----------|----------|
| | TKL | AST | COMB | SK | / YDS | TFL | QH | IN | PD | FF | FR | TKL | AST | FF | FR | BL | TKL | AST | FF | FR | |
| K.Alonso | 8 | 3 | 11 | 0 | 0 | 1 | 0 | 0 | 0 | 0 | 0 | 0 | 0 | 0 | 0 | 0 | 0 | 0 | 0 | 0 | 0 |
| R.McMillan | 6 | 2 | 8 | 0 | 0 | 2 | 0 | 0 | 0 | 0 | 0 | 0 | 0 | 0 | 0 | 0 | 0 | 0 | 0 | 0 | 0 |
| R.Jones | 6 | 1 | 7 | 0 | 0 | 0 | 0 | 0 | 0 | 0 | 0 | 0 | 0 | 0 | 0 | 0 | 0 | 0 | 0 | 0 | 0 |
| M.Fitzpatrick | 4 | 1 | 5 | 0 | 0 | 0 | 0 | 0 | 2 | 0 | 0 | 0 | 0 | 0 | 0 | 0 | 0 | 0 | 0 | 0 | 0 |
| B.McCain | 4 | 0 | 4 | 1 | 7 | 2 | 1 | 0 | 0 | 0 | 0 | 0 | 0 | 0 | 0 | 0 | 0 | 0 | 0 | 0 | 0 |
| X.Howard | 3 | 1 | 4 | 0 | 0 | 0 | 0 | 2 | 2 | 0 | 0 | 0 | 0 | 0 | 0 | 0 | 0 | 0 | 0 | 0 | 0 |
| T.McDonald | 2 | 2 | 4 | 0 | 0 | 0 | 0 | 0 | 0 | 0 | 0 | 0 | 0 | 0 | 0 | 0 | 0 | 0 | 0 | 0 | 0 |
| R.Quinn | 2 | 0 | 2 | 1 | 7 | 1 | 0 | 0 | 0 | 1 | 0 | 0 | 0 | 0 | 0 | 0 | 0 | 0 | 0 | 0 | 0 |
| C.Wake | 2 | 0 | 2 | 0 | 0 | 1 | 0 | 0 | 0 | 0 | 0 | 0 | 0 | 0 | 0 | 0 | 0 | 0 | 0 | 0 | 0 |
| D.Godchaux | 1 | 1 | 2 | 0 | 0 | 0 | 1 | 0 | 0 | 0 | 0 | 0 | 0 | 0 | 0 | 0 | 0 | 0 | 0 | 0 | 0 |
| A.Branch | 1 | 1 | 2 | 0 | 0 | 1 | 0 | 0 | 0 | 0 | 0 | 0 | 0 | 0 | 0 | 0 | 0 | 0 | 0 | 0 | 0 |
| C.Harris | 1 | 0 | 1 | 0 | 0 | 0 | 1 | 0 | 0 | 0 | 0 | 0 | 0 | 0 | 0 | 0 | 0 | 0 | 0 | 0 | 0 |
| S.Williams | 1 | 0 | 1 | 0 | 0 | 0 | 0 | 0 | 0 | 0 | 0 | 0 | 0 | 0 | 0 | 0 | 0 | 0 | 0 | 0 | 0 |
| J.Baker | 1 | 0 | 1 | 0 | 0 | 0 | 0 | 0 | 0 | 0 | 0 | 0 | 0 | 0 | 0 | 0 | 0 | 0 | 0 | 0 | 0 |
| Z.Hood | 0 | 1 | 1 | 0 | 0 | 0 | 0 | 0 | 0 | 0 | 0 | 0 | 0 | 0 | 0 | 0 | 0 | 0 | 0 | 0 | 0 |
| A.Spence | 0 | 0 | 0 | 0 | 0 | 0 | 3 | 0 | 0 | 0 | 0 | 0 | 0 | 0 | 0 | 0 | 0 | 0 | 0 | 0 | 0 |
| S.Anthony | 0 | 0 | 0 | 0 | 0 | 0 | 0 | 0 | 0 | 0 | 0 | 1 | 0 | 0 | 0 | 0 | 0 | 0 | 0 | 0 | 0 |
| T.McTyer | 0 | 0 | 0 | 0 | 0 | 0 | 0 | 0 | 0 | 0 | 0 | 1 | 0 | 0 | 0 | 0 | 0 | 0 | 0 | 0 | 0 |
| K.Stills | 0 | 0 | 0 | 0 | 0 | 0 | 0 | 0 | 0 | 0 | 0 | 0 | 0 | 0 | 1 | 0 | 1 | 0 | 0 | 0 | 0 |
| S.Perry | 0 | 0 | 0 | 0 | 0 | 0 | 0 | 0 | 0 | 0 | 0 | 0 | 0 | 0 | 1 | 0 | 0 | 0 | 0 | 0 | 0 |
| Total | 42 | 13 | 55 | 2 | 14 | 8 | 6 | 2 | 4 | 1 | 0 | 2 | 0 | 0 | 2 | 0 | 1 | 0 | 0 | 0 | 0 |



Buffalo Bills vs Miami Dolphins
12/2/2018 at Hard Rock Stadium
First Half Summary

| | | | |
|----------|---------------|----------|--------------------|
| | PERIOD SCORES | | TIME OF POSSESSION |
| Bills | 0 6 = 6 | Bills | 12:33 |
| Dolphins | 7 7 = 14 | Dolphins | 17:27 |

Scoring Plays

| Team | Qtr | Time | Play Description (Extra Point) (Drive Info) | Visitor | Home |
|----------|-----|-------|--|---------|------|
| Dolphins | 1 | 9:42 | D.Parker 18 yd. pass from R.Tannehill (J.Sanders kick) (10-75, 5:18) | 0 | 7 |
| Bills | 2 | 11:44 | Z.Jones 15 yd. pass from J.Allen (kick failed, wl) (9-55, 5:05) | 6 | 7 |
| Dolphins | 2 | 0:40 | K.Drake 3 yd. pass from R.Tannehill (J.Sanders kick) (6-36, 3:01) | 6 | 14 |

| | Buffalo Bills | Miami Dolphins |
|--|---------------|----------------|
| TOTAL FIRST DOWNS | 9 | 9 |
| First Downs Rushing-Passing-by Penalty | 5 - 3 - 1 | 1 - 7 - 1 |
| THIRD DOWN EFFICIENCY | 3-6-50% | 2-6-33% |
| TOTAL NET YARDS | 122 | 115 |
| Total Offensive Plays | 27 | 30 |
| NET YARDS RUSHING | 70 | 41 |
| NET YARDS PASSING | 52 | 74 |
| Gross Yards Passing | 52 | 96 |
| Times thrown-yards lost attempting to pass | 0-0 | 3-22 |
| Pass Attempts-Completions-Had Intercepted | 11 - 5 - 1 | 15 - 10 - 0 |
| Punts-Number and Average | 3 - 44.3 | 4 - 43.3 |
| Penalties-Number and Yards | 6 - 50 | 5 - 54 |
| Fumbles-Number and Loss | 2 - 1 | 1 - 0 |
| Red Zone Efficiency | 1-1-100% | 2-2-100% |
| Average Drive Start | BUF 34 | MIA 25 |

| Buffalo Bills | | | | | | | | | | Miami Dolphins | | | | | | | | | |
|----------------|-----|-----|-----|-------|----|-------------|----------------|------|-------------|----------------|------|-----------|-------|-----|-----|----|-------|--|--|
| RUSHING | ATT | YDS | AVG | LG | TD | RUSHING | ATT | YDS | AVG | LG | TD | RUSHING | ATT | YDS | AVG | LG | TD | | |
| L.McCoy | 9 | 41 | 4.6 | 18 | 0 | K.Drake | 4 | 15 | 3.8 | 8 | 0 | F.Gore | 5 | 11 | 2.2 | 6 | 0 | | |
| J.Allen | 3 | 22 | 7.3 | 11 | 0 | B.Bolden | 1 | 10 | 10.0 | 10 | 0 | K.Ballage | 1 | 8 | 8.0 | 8 | 0 | | |
| M.Murphy | 1 | 7 | 7.0 | 7 | 0 | R.Tannehill | 1 | -3 | -3.0 | -3 | 0 | Total | 12 | 41 | 3.4 | 10 | 0 | | |
| C.Ivory | 3 | 0 | 0.0 | 4 | 0 | Total | 12 | 41 | 3.4 | 10 | 0 | | | | | | | | |
| Total | 16 | 70 | 4.4 | 18 | 0 | | | | | | | | | | | | | | |
| PASSING | ATT | CMP | YDS | SK/YD | TD | LG | IN | RT | PASSING | ATT | CMP | YDS | SK/YD | TD | LG | IN | RT | | |
| J.Allen | 11 | 5 | 52 | 0/0 | 1 | 19 | 1 | 52.1 | R.Tannehill | 15 | 10 | 96 | 3/22 | 2 | 18 | 0 | 123.9 | | |
| Total | 11 | 5 | 52 | 0/0 | 1 | 19 | 1 | 52.1 | Total | 15 | 10 | 96 | 3/22 | 2 | 18 | 0 | 123.9 | | |
| PASS RECEIVING | TAR | REC | YDS | AVG | LG | TD | PASS RECEIVING | TAR | REC | YDS | AVG | LG | TD | | | | | | |
| I.McKenzie | 1 | 1 | 19 | 19.0 | 19 | 0 | D.Parker | 5 | 4 | 43 | 10.8 | 18 | 1 | | | | | | |
| K.Benjamin | 2 | 1 | 15 | 15.0 | 15 | 0 | B.Butler | 2 | 2 | 19 | 9.5 | 14 | 0 | | | | | | |
| Z.Jones | 2 | 1 | 15 | 15.0 | 15 | 1 | K.Drake | 4 | 2 | 13 | 6.5 | 10 | 1 | | | | | | |
| C.Clay | 1 | 1 | 9 | 9.0 | 9 | 0 | K.Stills | 2 | 1 | 11 | 11.0 | 11 | 0 | | | | | | |
| L.McCoy | 1 | 1 | -6 | -6.0 | -6 | 0 | F.Gore | 1 | 1 | 10 | 10.0 | 10 | 0 | | | | | | |
| R.Foster | 2 | 0 | 0 | 0.0 | 0 | 0 | I.Ford | 1 | 0 | 0 | 0.0 | 0 | 0 | | | | | | |
| Total | 9 | 5 | 52 | 10.4 | 19 | 1 | Total | 15 | 10 | 96 | 9.6 | 18 | 2 | | | | | | |

| Buffalo Bills | Regular Defensive Plays | | | | | | | | | | Special Teams | | | | Misc | | | | | | |
|---------------|-------------------------|----------|-----------|----------|----------|----------|----------|----------|----------|----------|---------------|----------|----------|----------|----------|----------|----------|----------|----------|----------|----------|
| | TKL | AST | COMB | SK | / YDS | TFL | Q | IN | PD | FF | FR | TKL | AST | FF | FR | BL | TKL | AST | FF | FR | |
| M.Milano | 3 | 2 | 5 | 0 | 0 | 1 | 1 | 0 | 0 | 0 | 0 | 0 | 0 | 0 | 0 | 0 | 0 | 0 | 0 | 0 | 0 |
| L.Wallace | 2 | 2 | 4 | 0 | 0 | 0 | 0 | 0 | 0 | 0 | 0 | 0 | 0 | 0 | 0 | 0 | 0 | 0 | 0 | 0 | 0 |
| T.Edmunds | 0 | 3 | 3 | 0 | 0 | 0 | 1 | 0 | 0 | 0 | 0 | 0 | 0 | 0 | 0 | 0 | 0 | 0 | 0 | 0 | 0 |
| T.Johnson | 2 | 0 | 2 | 0 | 0 | 0 | 0 | 0 | 0 | 0 | 0 | 0 | 0 | 0 | 0 | 0 | 0 | 0 | 0 | 0 | 0 |
| Total | 7 | 7 | 14 | 0 | 0 | 1 | 2 | 0 | 0 | 0 | 0 | 0 | 0 | 0 | 0 | 0 | 0 | 0 | 0 | 0 | 0 |



Buffalo Bills vs Miami Dolphins
12/2/2018 at Hard Rock Stadium

First Half Summary

| Miami Dolphins | Regular Defensive Plays | | | | | | | | | | Special Teams | | | | | Misc | | | | | |
|----------------|-------------------------|----------|-----------|----------|----------|----------|----------|----------|----------|----------|---------------|----------|----------|----------|----------|----------|----------|----------|----------|----------|----------|
| | TKL | AST | COMB | SK | / YDS | TFL | QH | IN | PD | FF | FR | TKL | AST | FF | FR | BL | TKL | AST | FF | FR | |
| R.McMillan | 3 | 2 | 5 | 0 | 0 | 2 | 0 | 0 | 0 | 0 | 0 | 0 | 0 | 0 | 0 | 0 | 0 | 0 | 0 | 0 | 0 |
| R.Jones | 3 | 1 | 4 | 0 | 0 | 0 | 0 | 0 | 0 | 0 | 0 | 0 | 0 | 0 | 0 | 0 | 0 | 0 | 0 | 0 | 0 |
| K.Alonso | 2 | 1 | 3 | 0 | 0 | 0 | 0 | 0 | 0 | 0 | 0 | 0 | 0 | 0 | 0 | 0 | 0 | 0 | 0 | 0 | 0 |
| A.Branch | 1 | 1 | 2 | 0 | 0 | 1 | 0 | 0 | 0 | 0 | 0 | 0 | 0 | 0 | 0 | 0 | 0 | 0 | 0 | 0 | 0 |
| Total | 9 | 5 | 14 | 0 | 0 | 3 | 0 | 0 | 0 | 0 | 0 | 0 | 0 | 0 | 0 | 0 | 0 | 0 | 0 | 0 | 0 |



Buffalo Bills vs Miami Dolphins at Hard Rock Stadium

First Quarter

12/2/2018

Play By Play

BUF wins the coin toss and elects to defer. MIA elects to Receive, and BUF elects to defend the east goal.

S.Hauschka kicks 65 yards from BUF 35 to end zone. Touchback.

Miami Dolphins at 15:00

| | | |
|--------------------|---|----|
| 1-10-MIA 25 | (15:00) (Shotgun) F.Gore up the middle to MIA 28 for 3 yards (K.Williams). | |
| 2-7-MIA 28 | (14:29) (Shotgun) R.Tannehill pass short right to D.Parker to MIA 37 for 9 yards (T.White) [T.Edmunds]. | P1 |
| <u>1-10-MIA 37</u> | (13:47) (Shotgun) F.Gore right tackle to MIA 36 for -1 yards (M.Milano; S.Lawson). | |
| 2-11-MIA 36 | (13:10) (Shotgun) R.Tannehill pass short left to K.Stills to MIA 47 for 11 yards (T.Johnson). | P2 |
| <u>1-10-MIA 47</u> | (12:33) (Shotgun) R.Tannehill pass short left to B.Butler to BUF 48 for 5 yards (L.Wallace). | |
| 2-5-BUF 48 | (11:55) R.Tannehill pass incomplete short right to K.Stills [R.Bush]. | |
| | <i>PENALTY on BUF-R.Bush, Roughing the Passer, 15 yards, enforced at BUF 48 - No Play. Penalty on BUF-T.White, Illegal Contact, declined.</i> | X3 |
| <u>1-10-BUF 33</u> | (11:49) K.Drake up the middle to BUF 29 for 4 yards (J.Poyer; L.Wallace). | |
| 2-6-BUF 29 | (11:09) B.Bolden left guard to BUF 19 for 10 yards (L.Wallace, T.Edmunds). | R4 |
| <u>1-10-BUF 19</u> | (10:31) F.Gore up the middle to BUF 18 for 1 yard (E.Yarbrough; J.Phillips). | |
| 2-9-BUF 18 | (9:53) (Shotgun) R.Tannehill pass incomplete short right to I.Ford. | |
| 3-9-BUF 18 | (9:49) (Shotgun) R.Tannehill pass deep middle to D.Parker for 18 yards, TOUCHDOWN [J.Hughes]. | P5 |
| | J.Sanders extra point is GOOD, Center-J.Denney, Holder-M.Haack. | |

BUF 0 MIA 7, 10 plays, 75 yards, 1 penalty, 5:18 drive, 5:18 elapsed

J.Sanders kicks 65 yards from MIA 35 to end zone. Touchback.

Buffalo Bills at 9:42

| | | |
|--------------------|--|----|
| 1-10-BUF 25 | (9:42) L.McCoy right end to BUF 30 for 5 yards (R.McMillan; X.Howard). | |
| 2-6-BUF 30 | (9:08) L.McCoy left end to BUF 34 for 4 yards (D.Godchaux). | |
| 3-1-BUF 34 | (8:31) I.Boettger reported in as eligible. J.Allen up the middle to BUF 36 for 2 yards (R.McMillan). BUF-R.Bodine was injured during the play. His return is Questionable. | R1 |
| <u>1-10-BUF 36</u> | (7:56) J.Allen pass incomplete deep right. | |
| 2-10-BUF 36 | (7:56) C.Ivory up the middle to BUF 40 for 4 yards (K.Alonso). | |
| 3-6-BUF 40 | (7:03) (Shotgun) J.Allen pass incomplete deep left to R.Foster. | |
| 4-6-BUF 40 | (6:57) (Punt formation) M.Darr punts 53 yards to MIA 7, Center-R.Ferguson. K.Stills to MIA 13 for 6 yards (S.Neal). | |

Miami Dolphins at 6:46

| | | |
|-------------|--|--|
| 1-10-MIA 13 | (6:46) (Shotgun) R.Tannehill right tackle to MIA 10 for -3 yards (M.Milano). | |
| 2-13-MIA 10 | (6:03) <i>PENALTY on BUF-K.Williams, Neutral Zone Infraction, 5 yards, enforced at MIA 10 - No Play.</i> | |
| 2-8-MIA 15 | (5:39) R.Tannehill sacked at MIA 7 for -8 yards (R.Bush). | |
| 3-16-MIA 7 | (4:57) (Shotgun) R.Tannehill sacked at MIA 1 for -6 yards (T.Murphy). Buffalo challenged the runner was down by contact ruling, and the play was Upheld. The ruling on the field stands. (Timeout #1.) | |
| 4-22-MIA 1 | (4:09) (Punt formation) M.Haack punts 50 yards to BUF 49, Center-J.Denney, downed by MIA-W.Aikens. | |

Buffalo Bills at 3:58

| | | |
|-------------|--|--|
| 1-10-BUF 49 | (3:58) J.Allen pass short left to L.McCoy to BUF 43 for -6 yards (A.Branch). | |
| 2-16-BUF 43 | (3:15) J.Allen pass incomplete deep right to K.Benjamin (M.Fitzpatrick). | |
| | <i>Penalty on BUF-J.Sirles, Offensive Holding, declined.</i> | |
| 3-16-BUF 43 | (3:08) (Shotgun) J.Allen pass incomplete deep left to Z.Jones [A.Spence]. | |
| 4-16-BUF 43 | (2:59) (Punt formation) M.Darr punts 47 yards to MIA 10, Center-R.Ferguson. K.Stills MUFFS catch, touched at MIA 10, and recovers at MIA 13. K.Stills to MIA 13 for no gain (L.Pitts). | |

Miami Dolphins at 2:49

| | | |
|-------------|---|--|
| 1-10-MIA 13 | (2:49) (Shotgun) F.Gore right guard to MIA 19 for 6 yards (T.White). | |
| 2-4-MIA 19 | (2:09) (Shotgun) R.Tannehill pass incomplete short left to D.Parker (J.Phillips). | |
| 3-4-MIA 19 | (2:05) (Shotgun) R.Tannehill pass incomplete deep right to K.Drake (J.Poyer) [K.Williams]. | |
| 4-4-MIA 19 | (1:59) (Punt formation) M.Haack punts 36 yards to BUF 45, Center-J.Denney, downed by MIA-C.Armstrong. | |

Buffalo Bills at 1:49

| | | |
|-------------|---|----|
| 1-10-BUF 45 | (1:49) L.McCoy left guard to BUF 43 for -2 yards (R.Quinn). | |
| 2-12-BUF 43 | (1:15) J.Allen scrambles right end to MIA 48 for 9 yards (K.Alonso). | |
| 3-3-MIA 48 | (:29) (Shotgun) L.McCoy left tackle pushed ob at MIA 41 for 7 yards (X.Howard). | R2 |



Buffalo Bills vs Miami Dolphins at Hard Rock Stadium

| END OF QUARTER | Score | Time Poss | First Downs | | | | Efficiencies | |
|----------------|-------|-----------|-------------|---|---|---|--------------|--------|
| | | | R | P | X | T | 3 Down | 4 Down |
| Buffalo Bills | 0 | 5:54 | 2 | 0 | 0 | 2 | 2/4 | 0/0 |
| Miami Dolphins | 7 | 9:06 | 1 | 3 | 1 | 5 | 1/3 | 0/0 |



Buffalo Bills vs Miami Dolphins at Hard Rock Stadium

Second Quarter

12/2/2018

Play By Play

Buffalo Bills continued.

| | | |
|--------------------|---|----|
| <u>1-10-MIA 41</u> | (15:00) L.McCoy left end to MIA 29 for 12 yards (R.Jones, M.Fitzpatrick). | R3 |
| <u>1-10-MIA 29</u> | (14:16) (Shotgun) J.Allen scrambles left end pushed ob at MIA 18 for 11 yards (C.Harris). | R4 |
| <u>1-10-MIA 18</u> | (13:35) C.Ivory left tackle to MIA 18 for no gain (A.Branch; R.McMillan). | |
| 2-10-MIA 18 | (12:53) J.Allen pass incomplete short right [A.Spence]. | |
| 3-10-MIA 18 | (12:45) (Shotgun) J.Allen pass incomplete deep middle to K.Benjamin [J.Baker]. | |
| | <i>PENALTY on MIA-M.Fitzpatrick, Defensive Pass Interference, 14 yards, enforced at MIA 18 - No Play.</i> | X5 |
| <u>1-4-MIA 4</u> | (12:40) (Shotgun) L.McCoy right guard to MIA 5 for -1 yards (R.McMillan). | |
| 2-5-MIA 5 | (12:00) (Shotgun) J.Allen scrambles right tackle for 5 yards, TOUCHDOWN NULLIFIED by Penalty. | |
| | <i>PENALTY on BUF-W.Teller, Offensive Holding, 10 yards, enforced at MIA 5 - No Play.</i> | |
| 2-15-MIA 15 | (11:53) (Shotgun) J.Allen pass short right to Z.Jones for 15 yards, TOUCHDOWN. | P6 |
| | <i>PENALTY on MIA-C.Wake, Roughing the Passer, 15 yards, enforced between downs.</i> | |
| | S.Hauschka extra point is No Good, Wide Left, Center-R.Ferguson, Holder-M.Darr. | |

BUF 6 MIA 7, 9 plays, 55 yards, 1 penalty, 5:05 drive, 3:16 elapsed

S.Hauschka kicks 36 yards from 50 to MIA 14. D.Smythe pushed ob at MIA 14 for no gain (P.DiMarco).

Miami Dolphins at 11:44, (1st play from scrimmage 11:43)

| | |
|-------------|--|
| 1-10-MIA 14 | (11:43) F.Gore up the middle to MIA 16 for 2 yards (M.Hyde; T.Edmunds). |
| 2-8-MIA 16 | (11:04) K.Drake right tackle to MIA 17 for 1 yard (H.Phillips, R.Bush). |
| 3-7-MIA 17 | (10:18) (Shotgun) R.Tannehill sacked at MIA 9 for -8 yards (L.Alexander). |
| 4-15-MIA 9 | (9:36) (Punt formation) M.Haack punts 49 yards to BUF 42, Center-J.Denney, fair catch by I.McKenzie. |

Buffalo Bills at 9:29

| | |
|-------------|--|
| 1-10-BUF 42 | (9:29) L.McCoy up the middle to BUF 39 for -3 yards (R.McMillan). |
| 2-13-BUF 39 | (8:49) C.Ivory right tackle to BUF 35 for -4 yards. FUMBLES, and recovers at BUF 35. C.Ivory to BUF 35 for no gain (B.McCain). |
| 3-17-BUF 35 | (8:03) (Shotgun) J.Allen pass short left to K.Benjamin to 50 for 15 yards (M.Fitzpatrick). |
| 4-2-50 | <i>(7:15) (No Huddle) PENALTY on BUF, Delay of Game, 5 yards, enforced at 50 - No Play.</i> |
| 4-7-BUF 45 | (6:57) (Punt formation) M.Darr punts 33 yards to MIA 22, Center-R.Ferguson, out of bounds. |

Miami Dolphins at 6:46

| | | |
|--------------------|--|----|
| 1-10-MIA 22 | (6:46) (Shotgun) R.Tannehill pass short left to D.Parker pushed ob at MIA 32 for 10 yards (T.Johnson). | P6 |
| <u>1-10-MIA 32</u> | (6:13) (Shotgun) Direct snap to K.Ballage. K.Ballage up the middle to MIA 40 for 8 yards (S.Lotulelei). | |
| 2-2-MIA 40 | (5:39) R.Tannehill pass short middle to K.Ballage to MIA 45 for 5 yards (T.Edmunds). | |
| | <i>PENALTY on MIA-T.Larsen, Offensive Holding, 10 yards, enforced at MIA 40 - No Play.</i> | |
| 2-12-MIA 30 | (5:11) (Shotgun) K.Drake left tackle to MIA 38 for 8 yards (M.Hyde). | |
| | <i>PENALTY on MIA-J.Davis, Offensive Holding, 10 yards, enforced at MIA 32.</i> | |
| 2-20-MIA 22 | (4:45) (Shotgun) R.Tannehill pass incomplete short right to K.Drake [M.Milano]. | |
| 3-20-MIA 22 | (4:41) (Shotgun) R.Tannehill pass short middle to K.Drake to MIA 32 for 10 yards (M.Milano, L.Wallace). | |
| 4-10-MIA 32 | (3:51) (Punt formation) M.Haack punts 38 yards to BUF 30, Center-J.Denney. I.McKenzie MUFFS catch, RECOVERED by MIA-S.Perry at BUF 36. S.Perry to BUF 36 for no gain (J.Stanford). | |

Miami Dolphins at 3:41

| | | |
|--------------------|---|----|
| 1-10-BUF 36 | (3:41) R.Tannehill pass short right to B.Butler to BUF 22 for 14 yards (M.Milano). | P7 |
| <u>1-10-BUF 22</u> | (2:56) F.Gore left guard to BUF 18 for 4 yards (H.Phillips, T.Edmunds). | |
| | <i>Penalty on MIA-J.Brendel, Offensive Holding, offsetting, enforced at BUF 22 - No Play.</i> | |
| | <i>Penalty on BUF-H.Phillips, Tripping, offsetting.</i> | |
| 1-10-BUF 22 | (2:27) (Shotgun) R.Tannehill pass incomplete deep left to K.Stills [J.Poyer]. | |
| 2-10-BUF 22 | (2:23) (Shotgun) K.Drake right tackle to BUF 14 for 8 yards (T.Murphy). | |

Two-Minute Warning

| | | |
|------------------|--|----|
| 3-2-BUF 14 | <i>(2:00) (Shotgun) PENALTY on MIA-J.Davis, False Start, 5 yards, enforced at BUF 14 - No Play.</i> | |
| 3-7-BUF 19 | (2:00) (Shotgun) R.Tannehill pass short right to F.Gore to BUF 9 for 10 yards (M.Milano; T.Edmunds). | P8 |
| <u>1-9-BUF 9</u> | (1:20) R.Tannehill pass short right to D.Parker to BUF 3 for 6 yards (J.Poyer). | |
| | Timeout #2 by BUF at 00:44. | |
| 2-3-BUF 3 | (c:44) (Shotgun) R.Tannehill pass short left to K.Drake for 3 yards, TOUCHDOWN. | P9 |
| | J.Sanders extra point is GOOD, Center-J.Denney, Holder-M.Haack. | |

BUF 6 MIA 14, 6 plays, 36 yards, 3:01 drive, 14:20 elapsed



Buffalo Bills vs Miami Dolphins at Hard Rock Stadium

J.Sanders kicks 64 yards from MIA 35 to BUF 1. I.McKenzie to BUF 20 for 19 yards (S.Anthony).

PENALTY on BUF-J.Croom, Offensive Holding, 10 yards, enforced at BUF 20.

Buffalo Bills at 0:40, (1st play from scrimmage 0:34)

1-10-BUF 10 (:34) (Shotgun) M.Murphy left tackle to BUF 17 for 7 yards (R.Jones; K.Alonso).
The Replay Official reviewed the runner was down by contact ruling, and the play was Upheld. The ruling on the field was confirmed.
Timeout #1 by MIA at 00:27.

2-3-BUF 17 (:27) (Shotgun) L.McCoy right guard to BUF 18 for 1 yard (T.McDonald; D.Godchaux).
Timeout #2 by MIA at 00:22.

3-2-BUF 18 (:22) (Shotgun) J.Allen pass short left to C.Clay ran ob at BUF 27 for 9 yards (R.Jones). P7

1-10-BUF 27 (:17) (Shotgun) *PENALTY on BUF-W.Teller, False Start, 5 yards, enforced at BUF 27 - No Play.*

1-15-BUF 22 (:16) (Shotgun) L.McCoy right guard ran ob at BUF 40 for 18 yards (R.Jones). R8

1-10-BUF 40 (:09) (Shotgun) J.Allen pass deep right to I.McKenzie ran ob at MIA 41 for 19 yards. P9

Timeout #3 by BUF at 00:05.

1-10-MIA 41 (:05) (Shotgun) J.Allen pass deep middle intended for R.Foster INTERCEPTED by X.Howard [C.Harris] at MIA -2. X.Howard to MIA 15 for 17 yards (I.McKenzie).

END OF QUARTER

| | Score | Time Poss | First Downs | | | | Efficiencies | |
|-----------------------|-------|-----------|-------------|---|---|---|--------------|--------|
| | | | R | P | X | T | 3 Down | 4 Down |
| Buffalo Bills | 6 | 6:39 | 3 | 3 | 1 | 7 | 1/2 | 0/0 |
| Miami Dolphins | 14 | 8:21 | 0 | 4 | 0 | 4 | 1/3 | 0/0 |



Buffalo Bills vs Miami Dolphins at Hard Rock Stadium

Third Quarter

12/2/2018

Play By Play

BUF elects to Receive, and MIA elects to defend the goal.

J.Sanders kicks 63 yards from MIA 35 to BUF 2. I.McKenzie to BUF 22 for 20 yards (T.McTyer).

PENALTY on BUF-A.Holmes, Offensive Holding, 7 yards, enforced at BUF 14.

Buffalo Bills at 15:00, (1st play from scrimmage 14:52)

| | | |
|--------------------|---|-----|
| 1-10-BUF 7 | (14:52) L.McCoy right tackle to BUF 11 for 4 yards (K.Alonso). | |
| 2-6-BUF 11 | (14:11) L.Boettger reported in as eligible. L.McCoy right guard to BUF 14 for 3 yards (C.Wake). | |
| 3-3-BUF 14 | (13:28) (Shotgun) J.Allen scrambles left end to BUF 31 for 17 yards (T.McDonald). | R10 |
| <u>1-10-BUF 31</u> | (12:44) C.Ivory right tackle to BUF 34 for 3 yards (K.Alonso; T.McDonald). | |
| 2-7-BUF 34 | (12:01) J.Allen scrambles right end ran ob at BUF 44 for 10 yards (K.Alonso). | R11 |
| <u>1-10-BUF 44</u> | (11:19) J.Allen pass short left to P.DiMarco pushed ob at MIA 18 for 38 yards (R.McMillan). | P12 |
| <u>1-10-MIA 18</u> | (10:36) L.McCoy right guard to MIA 17 for 1 yard (T.McDonald). | |
| 2-9-MIA 17 | (9:55) (Shotgun) J.Allen pass short right to L.McCoy to MIA 14 for 3 yards (X.Howard). | |
| 3-6-MIA 14 | (9:12) (Shotgun) J.Allen pass incomplete short middle to Z.Jones. | |
| 4-6-MIA 14 | (9:06) (Field Goal formation) S.Hauschka 32 yard field goal is GOOD, Center-R.Ferguson, Holder-M.Darr. | |

BUF 9 MIA 14, 10 plays, 79 yards, 5:58 drive, 5:58 elapsed

S.Hauschka kicks 65 yards from BUF 35 to end zone, Touchback.

Miami Dolphins at 9:02

| | | |
|---|---|-----|
| 1-10-MIA 25 | (9:02) F.Gore right guard to MIA 33 for 8 yards (J.Poyer, M.Milano). | |
| 2-2-MIA 33 | (8:21) (Shotgun) R.Tannehill pass short right to B.Butler to MIA 36 for 3 yards (T.White; M.Milano). | P10 |
| <u>1-10-MIA 36</u> | (7:41) (Shotgun) R.Tannehill pass short left to K.Stills to MIA 40 for 4 yards (M.Hyde). | |
| 2-6-MIA 40 | (7:01) K.Ballage right end to MIA 40 for no gain (E.Yarbrough; T.Edmunds). BUF-T.Edmunds was injured during the play. His return is Questionable. | |
| 3-6-MIA 40 | (6:37) (Shotgun) R.Tannehill pass incomplete short right to D.Parker [M.Hyde]. | |
| <i>Penalty on MIA-J.James, Offensive Holding, offsetting, enforced at MIA 40 - No Play.</i> | | |
| <i>Penalty on BUF-M.Milano, Defensive Holding, offsetting.</i> | | |
| 3-6-MIA 40 | (6:30) (Shotgun) R.Tannehill pass incomplete deep right to D.Parker. | |
| 4-6-MIA 40 | (6:24) (Punt formation) M.Haack punts 56 yards to BUF 4, Center-J.Denney, downed by MIA-W.Aikens. | |

Buffalo Bills at 6:15

| | | |
|---|--|-----|
| 1-10-BUF 4 | <i>(6:15) PENALTY on BUF-K.Benjamin, False Start, 2 yards, enforced at BUF 4 - No Play.</i> | |
| 1-12-BUF 2 | (6:15) L.McCoy right guard to BUF 3 for 1 yard (S.Williams). | |
| 2-11-BUF 3 | (5:42) L.McCoy left guard to BUF 2 for -1 yards (K.Alonso). | |
| 3-12-BUF 2 | (4:59) (Shotgun) J.Allen pass deep left to Z.Jones ran ob at BUF 24 for 22 yards. | P13 |
| <u>1-10-BUF 24</u> | (4:26) J.Allen pass incomplete short middle to Z.Jones. | |
| 2-10-BUF 24 | (4:21) L.McCoy left tackle to BUF 27 for 3 yards (K.Alonso; Z.Hood). | |
| 3-7-BUF 27 | (3:36) (Shotgun) J.Allen pass incomplete deep right to Z.Jones. | |
| <i>Penalty on BUF-J.Mills, Offensive Holding, declined.</i> | | |
| 4-7-BUF 27 | (3:29) (Punt formation) M.Darr punts 50 yards to MIA 23, Center-R.Ferguson, downed by BUF-L.Pitts. | |

Miami Dolphins at 3:17

| | | |
|-------------|--|--|
| 1-10-MIA 23 | (3:17) F.Gore right end to MIA 25 for 2 yards (E.Yarbrough). | |
| 2-8-MIA 25 | (2:40) F.Gore right guard to MIA 25 for no gain (J.Phillips, J.Poyer). | |
| 3-8-MIA 25 | (2:00) (Shotgun) R.Tannehill pass incomplete short left to D.Parker (T.Edmunds). | |
| 4-8-MIA 25 | (1:55) (Punt formation) M.Haack punts 52 yards to BUF 23, Center-J.Denney, fair catch by I.McKenzie. | |

Buffalo Bills at 1:48

| | | |
|--|---|-----|
| 1-10-BUF 23 | (1:48) (Shotgun) J.Allen pass short right to I.McKenzie to BUF 26 for 3 yards (K.Alonso). | |
| <i>PENALTY on MIA-K.Alonso, Lowering the Head to Initiate Contact, 15 yards, enforced at BUF 26.</i> | | |
| <u>1-10-BUF 41</u> | (1:27) J.Allen pass incomplete short right. | X14 |
| 2-10-BUF 41 | (1:23) C.Ivory left end to BUF 41 for no gain (B.McCain). | |
| 3-10-BUF 41 | (:39) (Shotgun) J.Allen pass deep right intended for K.Benjamin INTERCEPTED by X.Howard at MIA 41. X.Howard to MIA 44 for 3 yards (M.Murphy). | |

Miami Dolphins at 0:32

| | | |
|-------------|---|--|
| 1-10-MIA 44 | (:32) R.Tannehill pass deep right intended for K.Stills INTERCEPTED by M.Hyde at BUF 17. M.Hyde to BUF 17 for no gain (K.Stills). | |
|-------------|---|--|

Buffalo Bills at 0:24



Buffalo Bills vs Miami Dolphins at Hard Rock Stadium

1-10-BUF 17 (-24) (Shotgun) J.Allen scrambles left guard ran ob at BUF 45 for 28 yards (K.Alonso).

R15

ID OF QUARTER

| | Score | Time Poss | First Downs | | | | Efficiencies | |
|--------------|-------|-----------|-------------|---|---|---|--------------|--------|
| | | | R | P | X | T | 3 Down | 4 Down |
| ffalo Bills | 9 | 10:36 | 3 | 2 | 1 | 6 | 2/5 | 0/0 |
| ami Dolphins | 14 | 4:24 | 0 | 1 | 0 | 1 | 0/2 | 0/0 |



Buffalo Bills vs Miami Dolphins at Hard Rock Stadium

Fourth Quarter

12/2/2018

Play By Play

Buffalo Bills continued.

| | | |
|-----------------------------|--|-----|
| 1-10-BUF 45 | (15:00) (Shotgun) J.Allen pass short left to K.Benjamin for 50 for 5 yards (M.Fitzpatrick). | |
| 2-5-50 | (14:23) (Shotgun) J.Allen pass short right to D.Thompson to MIA 38 for 12 yards (X.Howard) [A.Spence]. | P16 |
| 1-10-MIA 38 | (13:45) (Shotgun) L.McCoy right end pushed ob at MIA 40 for -2 yards (X.Howard). | |
| | <i>PENALTY on MIA-X.Howard, Face Mask (15 Yards), 15 yards, enforced at MIA 38 - No Play.</i> | X17 |
| 1-10-MIA 23 | (13:16) (Shotgun) J.Allen left end to MIA 16 for 7 yards (M.Fitzpatrick). | |
| 2-3-MIA 16 | (12:32) (Shotgun) J.Allen pass short right to L.McKenzie to MIA 12 for 4 yards (R.McMillan). | |
| | <i>PENALTY on BUF-R.Foster, Illegal Block Above the Waist, 10 yards, enforced at MIA 15.</i> | |
| 2-12-MIA 25 | (12:05) (Shotgun) J.Allen pass deep middle to Z.Jones for 25 yards, TOUCHDOWN. | P18 |
| | Timeout #1 by BUF at 12:00. | |
| | TWO-POINT CONVERSION ATTEMPT. J.Allen pass to Z.Jones is complete. ATTEMPT SUCCEEDS. | |

BUF 17 MIA 14, 6 plays, 83 yards, 1 penalty, 3:24 drive, 3:00 elapsed

S.Hauschka kicks 65 yards from BUF 35 to end zone, Touchback.

Miami Dolphins at 12:00

| | | |
|-----------------------------|--|-----|
| 1-10-MIA 25 | (12:00) (Shotgun) R.Tannehill pass short right to B.Butler to MIA 28 for 3 yards (T.White). | |
| 2-7-MIA 28 | (11:20) R.Tannehill pass short middle to K.Stills to MIA 37 for 9 yards (R.Bush). | P11 |
| 1-10-MIA 37 | (10:34) (Shotgun) R.Tannehill pass incomplete deep left to M.Gesicki. | |
| | <i>PENALTY on BUF-M.Milano, Defensive Pass Interference, 25 yards, enforced at MIA 37 - No Play.</i> | X12 |
| 1-10-BUF 38 | (10:34) K.Drake right tackle to BUF 18 for 20 yards (M.Hyde). | R13 |
| 1-10-BUF 18 | (9:44) K.Drake left guard to BUF 22 for -4 yards (J.Phillips). | |
| | <i>PENALTY on BUF-J.Phillips, Taunting, 11 yards, enforced at BUF 22.</i> | X14 |
| 1-10-BUF 11 | (9:28) (Shotgun) K.Ballage left guard to BUF 13 for -2 yards (J.Hughes). | |
| 2-12-BUF 13 | (8:48) (Shotgun) R.Tannehill pass short left to K.Stills for 13 yards, TOUCHDOWN [T.Murphy]. | P15 |
| | J.Sanders extra point is GOOD, Center-J.Denney, Holder-M.Haack. | |

BUF 17 MIA 21, 6 plays, 75 yards, 2 penalties, 3:18 drive, 6:18 elapsed

J.Sanders kicks 65 yards from MIA 35 to end zone, Touchback.

Buffalo Bills at 8:42

| | | |
|-----------------------------|--|-----|
| 1-10-BUF 25 | (8:42) (Shotgun) J.Allen pass short left to Z.Jones pushed ob at BUF 30 for 5 yards (M.Fitzpatrick). | |
| 2-5-BUF 30 | (8:00) (Shotgun) J.Allen pass incomplete short left to K.Benjamin. | |
| | <i>PENALTY on MIA-A.Branch, Defensive Offside, 5 yards, enforced at BUF 30 - No Play.</i> | X19 |
| 1-10-BUF 35 | (7:56) J.Allen pass incomplete deep right to R.Foster. | |
| 2-10-BUF 35 | (7:48) (Shotgun) L.McCoy right guard to BUF 38 for 3 yards (R.McMillan). | |
| | <i>PENALTY on BUF-W.Teller, Offensive Holding, 10 yards, enforced at BUF 35 - No Play.</i> | |
| 2-20-BUF 25 | (7:18) (Shotgun) J.Allen scrambles up the middle to 50 for 25 yards (R.McMillan). | R20 |
| 1-10-50 | (6:37) (Shotgun) J.Allen scrambles left tackle pushed ob at MIA 24 for 26 yards (B.McCain). | R21 |
| 1-10-MIA 24 | (5:55) C.Ivory left tackle to MIA 23 for 1 yard (J.Baker). | |
| 2-9-MIA 23 | (5:14) (Shotgun) J.Allen sacked at MIA 30 for -7 yards (B.McCain). | |
| 3-16-MIA 30 | (4:31) (Shotgun) J.Allen sacked at MIA 38 for -8 yards (R.Quinn). FUMBLES (R.Quinn), recovered by BUF-W.Teller at MIA 42. W.Teller to MIA 37 for 5 yards (C.Wake). | |
| 4-23-MIA 37 | (3:40) (Field Goal formation) S.Hauschka 55 yard field goal is No Good, Wide Left, Center-R.Ferguson, Holder-M.Darr. | |

Miami Dolphins at 3:34

| | | |
|-------------|---|--|
| 1-10-MIA 45 | (3:34) K.Drake right guard to MIA 45 for no gain (S.Lotulelei). | |
| | Timeout #2 by BUF at 03:30. | |
| 2-10-MIA 45 | (3:30) R.Tannehill pass short right to N.O'Leary pushed ob at BUF 46 for 9 yards (J.Poyer). | |
| | Timeout #3 by BUF at 03:25. | |
| 3-1-BUF 46 | (3:24) (Shotgun) Direct snap to K.Ballage. K.Ballage left tackle to BUF 49 for -3 yards (M.Milano). | |
| 4-4-BUF 49 | (2:33) (Punt formation) M.Haack punts 39 yards to BUF 10, Center-J.Denney, fair catch by M.Hyde. | |

Buffalo Bills at 2:33

| | | |
|-----------------------------|---|-----|
| 1-10-BUF 10 | (2:33) (Shotgun) J.Allen pass deep middle to R.Foster to BUF 37 for 27 yards (K.Alonso). | P22 |
| 1-10-BUF 37 | (2:10) (No Huddle, Shotgun) J.Allen pass short right to L.McCoy pushed ob at BUF 48 for 11 yards (R.Jones). | P23 |
| 1-10-BUF 48 | (2:02) (Shotgun) J.Allen pass deep right to L.McKenzie pushed ob at MIA 29 for 23 yards (R.Jones). | P24 |



Buffalo Bills vs Miami Dolphins at Hard Rock Stadium

Two-Minute Warning

- 1-10-MIA 29 (1:52) (Shotgun) J.Allen pass short right to L.McCoy to MIA 25 for 4 yards (R.Jones).
- 2-6-MIA 25 (1:27) (No Huddle, Shotgun) PENALTY on BUF-D.Dawkins, False Start, 5 yards, enforced at MIA 25 - No Play. Miami elects to accept 10-second runoff
- 2-11-MIA 30 (1:14) (Shotgun) J.Allen pass incomplete deep left [D.Godchaux].
- 3-11-MIA 30 (1:10) (Shotgun) J.Allen pass deep left to Z.Jones to MIA 6 for 24 yards (M.Fitzpatrick). The Replay Official reviewed the pass completion ruling, and the play was REVERSED. (Shotgun) J.Allen pass incomplete deep left to Z.Jones (M.Fitzpatrick).
- 4-11-MIA 30 (1:05) (Shotgun) J.Allen pass incomplete deep right to C.Clay.

Miami Dolphins at 0:53

- 1-10-MIA 30 (:53) R.Tannehill kneels to MIA 29 for -1 yards.
- 2-11-MIA 29 (:53) R.Tannehill kneels to MIA 28 for -1 yards.

END OF QUARTER

| | Score | Time Poss | First Downs | | | | | Efficiencies | |
|-----------------------|-------|-----------|-------------|---|---|---|--------|--------------|--|
| | | | R | P | X | T | 3 Down | 4 Down | |
| Buffalo Bills | 17 | 9:48 | 2 | 5 | 2 | 9 | 0/2 | 0/1 | |
| Miami Dolphins | 21 | 5:12 | 1 | 2 | 2 | 5 | 0/1 | 0/0 | |



Miscellaneous Statistics Report

Buffalo Bills vs Miami Dolphins
12/2/2018 at Hard Rock Stadium

Ten Longest Plays for Buffalo Bills

| Yards | Qtr | Play Start | Play Description |
|-------|-----|-------------|--|
| 38 | 3 | 1-10-BUF 44 | (11:19) J.Allen pass short left to P.DiMarco pushed ob at MIA 18 for 38 yards (R.McMillan). |
| 28 | 3 | 1-10-BUF 17 | (:24) (Shotgun) J.Allen scrambles left guard ran ob at BUF 45 for 28 yards (K.Alonso). |
| 27 | 4 | 1-10-BUF 10 | (2:33) (Shotgun) J.Allen pass deep middle to R.Foster to BUF 37 for 27 yards (K.Alonso). |
| 26 | 4 | 1-10-50 | (6:37) (Shotgun) J.Allen scrambles left tackle pushed ob at MIA 24 for 26 yards (B.McCain). |
| 25 | 4 | 2-12-MIA 25 | (12:05) (Shotgun) J.Allen pass deep middle to Z.Jones for 25 yards, TOUCHDOWN. |
| 25 | 4 | 2-20-BUF 25 | (7:18) (Shotgun) J.Allen scrambles up the middle to 50 for 25 yards (R.McMillan). |
| 23 | 4 | 1-10-BUF 48 | (2:02) (Shotgun) J.Allen pass deep right to I.McKenzie pushed ob at MIA 29 for 23 yards (R.Jones). |
| 22 | 3 | 3-12-BUF 2 | (4:59) (Shotgun) J.Allen pass deep left to Z.Jones ran ob at BUF 24 for 22 yards. |
| 19 | 2 | 1-10-BUF 40 | (:09) (Shotgun) J.Allen pass deep right to I.McKenzie ran ob at MIA 41 for 19 yards. |
| 18 | 2 | 1-15-BUF 22 | (:16) (Shotgun) L.McCoy right guard ran ob at BUF 40 for 18 yards (R.Jones). |

Ten Longest Plays for Miami Dolphins

| Yards | Qtr | Play Start | Play Description |
|-------|-----|-------------|---|
| 20 | 4 | 1-10-BUF 38 | (10:34) K.Drake right tackle to BUF 18 for 20 yards (M.Hyde). |
| 18 | 1 | 3-9-BUF 18 | (9:49) (Shotgun) R.Tannehill pass deep middle to D.Parker for 18 yards, TOUCHDOWN [J.Hughes]. |
| 14 | 2 | 1-10-BUF 36 | (3:41) R.Tannehill pass short right to B.Butler to BUF 22 for 14 yards (M.Milano). |
| 13 | 4 | 2-12-BUF 13 | (8:48) (Shotgun) R.Tannehill pass short left to K.Stills for 13 yards, TOUCHDOWN [T.Murphy]. |
| 11 | 1 | 2-11-MIA 36 | (13:10) (Shotgun) R.Tannehill pass short left to K.Stills to MIA 47 for 11 yards (T.Johnson). |
| 10 | 1 | 2-6-BUF 29 | (11:09) B.Bolden left guard to BUF 19 for 10 yards (L.Wallace, T.Edmunds). |
| 10 | 2 | 1-10-MIA 22 | (6:46) (Shotgun) R.Tannehill pass short left to D.Parker pushed ob at MIA 32 for 10 yards (T.Johnson). |
| 10 | 2 | 3-20-MIA 22 | (4:41) (Shotgun) R.Tannehill pass short middle to K.Drake to MIA 32 for 10 yards (M.Milano, L.Wallace). |
| 10 | 2 | 3-7-BUF 19 | (2:00) (Shotgun) R.Tannehill pass short right to F.Gore to BUF 9 for 10 yards (M.Milano; T.Edmunds). |
| 9 | 1 | 2-7-MIA 28 | (14:29) (Shotgun) R.Tannehill pass short right to D.Parker to MIA 37 for 9 yards (T.White) [T.Edmunds]. |

Touchdown Scoring Information

| | Offense | Defense | Special Teams |
|------------------------------|---------|---------|---------------|
| VISITOR Buffalo Bills | 2 | 0 | 0 |
| HOME Miami Dolphins | 3 | 0 | 0 |

Player Scoring Information

| Club | Player | TD | Rush TD | Rec TD | KO TD | Punt TD | Int TD | Fum TD | Misc TD | FG | XP | 2Pt Rush | 2Pt Rec | Sfty | Points |
|------|------------|----|---------|--------|-------|---------|--------|--------|---------|----|----|----------|---------|------|--------|
| BUF | Z.Jones | 0 | 0 | 2 | 0 | 0 | 0 | 0 | 0 | 0 | 0 | 0 | 1 | 0 | 14 |
| BUF | S.Hauschka | 0 | 0 | 0 | 0 | 0 | 0 | 0 | 0 | 1 | 0 | 0 | 0 | 0 | 3 |
| MIA | D.Parker | 0 | 0 | 1 | 0 | 0 | 0 | 0 | 0 | 0 | 0 | 0 | 0 | 0 | 6 |
| MIA | K.Stills | 0 | 0 | 1 | 0 | 0 | 0 | 0 | 0 | 0 | 0 | 0 | 0 | 0 | 6 |
| MIA | K.Drake | 0 | 0 | 1 | 0 | 0 | 0 | 0 | 0 | 0 | 0 | 0 | 0 | 0 | 6 |
| MIA | J.Sanders | 0 | 0 | 0 | 0 | 0 | 0 | 0 | 0 | 0 | 3 | 0 | 0 | 0 | 3 |

Possession Detail

| | First Half | | Second Half | | Game | |
|-----------------------------|------------|-------|-------------|------|---------|-------|
| | Visitor | Home | Visitor | Home | Visitor | Home |
| Largest Lead | 0 | 8 | 3 | 5 | 3 | 8 |
| Drives Leading | 0 | 5 | 0 | 5 | 0 | 10 |
| Time of Possession Leading | 0:00 | 12:09 | 0:00 | 6:18 | 0:00 | 18:27 |
| Largest Deficit | -8 | 0 | -5 | -3 | -8 | -3 |
| Drives Trailing | 5 | 0 | 6 | 1 | 11 | 1 |
| Time of Possession Trailing | 12:33 | 0:00 | 20:24 | 3:18 | 32:57 | 3:18 |
| Times Score Tied Up | | 0 | | 0 | | 0 |
| Lead Changes | | 1 | | 2 | | 3 |



BIOS





STEPHEN ROSS

CHAIRMAN OF THE BOARD / MANAGING GENERAL PARTNER

COLLEGE: MICHIGAN

NFL: 11TH SEASON

DOLPHINS: 11TH SEASON

Stephen M. Ross, Chairman and Founder of Related Companies – an international real estate firm – began his ownership interest in the Miami Dolphins in February of 2008 when he became a 50 percent partner with H. Wayne Huizenga in the team, Hard Rock Stadium and the surrounding developable land. He increased that share to a 95 percent ownership of the team and the stadium on Jan. 20, 2009 and assumed the responsibility of managing general partner of both the Dolphins and the stadium, which culminated one of his long-held dreams; Mr. Ross grew up in South Florida and the Dolphins have been a lifetime passion for him.

Under Mr. Ross' leadership, the Dolphins have become one of the most fan-friendly teams in the National Football League. They have significantly expanded the Miami Dolphins Foundation's presence in the South Florida community with a host of new civic and charitable initiatives. Additionally, Mr. Ross reached a unique agreement with Miami-Dade County in June 2014 to modernize the home stadium of the Miami Dolphins. Phase I of the project was completed in time for the 2015 season and changed every seat in the stadium, rebuilt the concourses on the 100 and 300 levels, moved seats 25-feet closer to the field on the north and south sidelines, introduced five new premium spaces and allowed fans to enjoy improved food, enhanced concourses and 16 new restroom facilities throughout the stadium. For the 2016 season, Hard Rock Stadium installed a state-of-the-art canopy that keeps as many as 92 percent of the spectators in the shade and protected from the rain and four giant high-definition video boards. Unveiled in 2017 were remodeled, modernized suites throughout the stadium offering a more intimate club space on the 200 level with improved amenities and food. Also, Mr. Ross has lived up to his pledge to provide the coaches, support staff and players all of the necessary resources to build a winning team, including a \$10 million renovation to make the club's training facility a state-of-the-art venue that incorporates the latest technology and advances.

Mr. Ross is committed to supporting the community that supports the Dolphins. He has strengthened the reach of the Miami Dolphins Foundation, offering tremendous support in the areas of education, health, volunteerism and youth programs. In May 2013, Mr. Ross pledged to give more than half of his estate to philanthropic causes and charitable organizations, including South Florida-based institutions. The commitment was made through the Giving Pledge, a long-term global initiative created by Warren Buffett and Bill and Melinda Gates that aims to inspire deeper engagement in philanthropy and increase charitable giving globally. As an NFL owner, he is using his platform to harness the unifying power of sport to advance race relations across the country through the establishment of the nonprofit organization Ross Initiative in Sports for Equality (RISE). The nonprofit's efforts have been so impactful, RISE was recognized in 2017 by ESPN's Humanitarian Awards for the Stuart Scott Enspire Award. The award celebrates people who have taken risk and used an innovative approach to helping the disadvantaged through the power of sports. Mr. Ross' efforts through RISE were honored as they personify the ethos of fairness, ethics, respect and fellowship with others.

Mr. Ross graduated from the University of Michigan with a Bachelor of Business Administration degree and from Wayne State University Law School with a Juris Doctor degree. He later received a Master of Laws in Taxation from New York University School of Law. In 2004, the University of Michigan renamed its business school the Stephen M. Ross School of Business at the University of Michigan and in 2011, the school awarded him an honorary Doctor of Laws degree at its commencement.



MIKE TANNENBAUM

EXECUTIVE VICE PRESIDENT, FOOTBALL OPERATIONS

COLLEGE: MASSACHUSETTS

NFL: 22ND SEASON

DOLPHINS: FOURTH SEASON

Mike Tannenbaum enters his fourth season as the team's executive vice president of football operations after he was named to the role on Jan. 6, 2015. He originally joined the organization as a consultant in August 2014 and has more than 20 years of NFL experience at various levels of NFL personnel departments and front offices.

In his role, Tannenbaum oversees and coordinates the effort of football operations and administration. He works together with General Manager Chris Grier and Head Coach Adam Gase and other senior executives in implementing the philosophy of building a championship caliber football team. In Tannenbaum's first three seasons, he has overseen a successful transition to a new head coach and general manager, and helped the Dolphins earn their first playoff berth in eight years with a 10-6 record in 2016.

Tannenbaum has made several significant trades during his Dolphins tenure. He acquired wide receiver Kenny Stills in 2015 from the New Orleans Saints. Stills led the Dolphins with nine touchdowns and finished third in the NFL with a 17.3 yards per reception average in 2016. Prior to the 2016 NFL draft, Tannenbaum swapped first-round picks with Philadelphia, moving down five spots and adding linebacker Kiko Alonso and cornerback Byron Maxwell. The team used the acquired first-round pick (No. 13 overall) on offensive lineman Laremy Tunsil, successfully adding three starters in exchange for one selection. In 2016, Alonso led the team with 115 tackles (69 solo), Maxwell had more passes defended (15) than any Dolphins player since 2008 and Tunsil became the first Dolphin to ever start games at both guard and tackle as a rookie.

Tannenbaum has been instrumental in getting long-term contract extensions done with some of the Dolphins' top players. He renegotiated quarterback Ryan Tannehill's contract in 2017 and 2018 as one of the most modest contracts for a starting quarterback in the NFL. Tannenbaum also extended Pro Bowl defensive end Cameron Wake's deal in 2016 and 2017 and reached an extension with Pro Bowl safety Reshad Jones in 2017.

Prior to the Dolphins, Tannenbaum spent two years (2013-14) as an agent and principal at Priority Sports and Entertainment. He spent the previous 16 seasons (1997-2012) in various roles for the New York Jets, including his final seven years (2006-12) as the team's executive vice president and general manager. During his time as general manager, the Jets went to the playoffs three times, won four playoff games and made two AFC Championship game appearances.

Tannenbaum began his tenure in New York as director of player contracts in 1997 and was promoted to assistant general manager and director of pro personnel in 2001. In 2004, he was elevated to the role of assistant general manager and senior vice president of football operations before taking on the role of general manager prior to the 2006 season. Tannenbaum's first draft at the helm as general manager began with the selection of two offensive linemen, making the Jets the first team since the 1975 L.A. Rams to select two offensive linemen in the first round. Both left tackle D'Brickashaw Ferguson, chosen fourth overall, and center Nick Mangold, selected 29th overall, were named to various NFL All-Rookie teams and have since been named to multiple Pro Bowls. That draft class started 47 games in 2006 and helped the Jets advance to the first round of the NFL playoffs with a record of 10-6, a six-win improvement from the 2005 campaign.

In Tannenbaum's second draft as GM, the Jets selected two invaluable additions to their defense. Using the trade route, they moved up in rounds one and two to select cornerback Darrelle Revis and linebacker David Harris, respectively. Both emerged as starters as rookies. Revis quickly blossomed into a perennial All-Pro and Harris emerged as one of the game's most consistent linebackers. The 2011 draft generated an immediate impact when Tannenbaum selected first-rounder Muhammed Wilkerson, who started all 16 games on the defensive line during his rookie season.

Tannenbaum began his career in the NFL with the New Orleans Saints in 1994 before accepting the position of player personnel assistant with the Cleveland Browns in 1995. He returned to the Saints for the 1996 season as a player personnel assistant prior to joining the Jets in 1997.

A native of Needham, Massachusetts, Tannenbaum earned an accounting degree from the University of Massachusetts-Amherst and graduated cum laude from Tulane University Law School. He also was selected to the NFL General Managers Advisory Committee in 2008 and appointed to the board of directors of the Sports Lawyers Association, while serving as a member of the American Bar Association in the sports and entertainment division.



CHRIS GRIER

GENERAL MANAGER
COLLEGE: MASSACHUSETTS
NFL: 24TH SEASON
DOLPHINS: 19TH SEASON

Chris Grier is entering his 19th season with the Miami Dolphins and third as the club's general manager. Grier was appointed general manager on Jan. 4, 2016 after spending the previous nine years as the team's director of college scouting. He works together with Executive Vice President of Football Operations Mike Tannenbaum and Head Coach Adam Gase to help build a championship-caliber football team. In his role, Grier oversees the draft, both college and pro personnel departments and all scouting efforts.

The 2017 draft saw Grier and his personnel department net several key contributors. The Dolphins finished the season with 10 rookies on the active roster and four more on injured reserve or non-football illness lists. Miami was one of just three teams to play eight rookies on defense and one of just six to have at least four rookies start games on defense. Six undrafted rookie free agents contributed to the team that season. Defensive tackle Davon Godchaux finished his rookie campaign fourth among all NFL defensive linemen with 40 tackles (26 solo), despite being a fifth-round pick.

In his first draft as general manager in 2016, Grier worked with his staff to bring linebacker Kiko Alonso and cornerback Byron Maxwell to Miami in a trade with the Philadelphia Eagles. The deal net the team the 13th pick of the draft, which Grier used to select offensive lineman Laremy Tunsil, who started 14 games as a rookie and became the first offensive lineman in franchise history to start at least one game at both guard and tackle in his rookie year. Alonso went on to start 15 games and lead the team with 115 total tackles (69 solo), ranking No. 9 in the AFC in 2016, while Maxwell started 13 games and had 15 passes defended, the most by a Dolphins player since 2008.

The team also drafted running back Kenyan Drake and wide receiver Jakeem Grant in 2016, who became just the second rookie duo in team history to combine for a kickoff return and punt return for a touchdown in the same season. Cornerback Xavier Howard posted four interceptions in his sophomore season in 2017, including two interceptions of Patriots quarterback Tom Brady on Dec. 11, becoming the first player since Nov. 16, 2014 (Indianapolis' Mike Adams) to pick Brady off twice in the same game.

Grier helped turn more than half the roster over in 2016, as the team entered training camp with more than 45 new players acquired during the offseason. The results were a four-game improvement from the previous season, the fifth-best mark in the NFL. The Dolphins finished 10-6 with a playoff berth, the team's best record and first playoff appearance since 2008.

As the team's director of college scouting (2007-15), Grier was part of a front office that discovered numerous Pro Bowl players. During that time, the Dolphins drafted seven players that have combined for 14 Pro Bowl selections with the team. The list includes tackle Jake Long (2008-10), defensive tackle Paul Soliai (2011), punter Brandon Fields (2013), center Mike Pouncey (2013-15), safety Reshad Jones (2015; 2017), wide receiver Jarvis Landry (2015-17) and running back Jay Ajayi (2016).

Grier also did a good job of finding value late in drafts. Jones was a fifth-round pick in 2010 and was named the team's co-MVP following the 2015 season after he became the first player in team history to record at least 100 tackles, four interceptions and two sacks in a season. Ajayi was also a fifth-round pick (2015) and became the fourth player in NFL history to rush for 200 yards in three games during the same season. Ajayi's 1,272 rushing yards in 2016 were third-most in Dolphins history.

Prior to being the team's director of college scouting, Grier served as an area scout with the club from 2000-02, before being promoted to national scout/assistant director of college scouting in 2003. Miami won the AFC East during his first season with the team.


Grier started with the New England Patriots as an intern in 1994. He joined the club on a full-time basis the following year, and served as a regional scout until joining the Dolphins in 2000. In 1996, Grier was part of a New England staff that won the AFC Championship. He helped scout several players for a Patriots roster that went on to win Super Bowls XXXVI, XXXVIII and XXXIX.

Grier has worked with several of football's most successful coaches and executives throughout his career and that has helped shape his football philosophy. His father, Bobby Grier, is the former vice president of player personnel for the Patriots and recently retired as a senior personnel advisor with the Houston Texans. Chris has also worked with and learned under Pro Football Hall of Famer Bill Parcells, Patriots Head Coach Bill Belichick, Seattle Seahawks Head Coach Pete Carroll and University of Alabama Head Coach Nick Saban.

Grier attended the University of Massachusetts-Amherst where he majored in journalism and played football for two years before injuries ended his career. He spent his final two years there as an undergraduate assistant.

Chris' brother, Michael, played for the Edmonton Oilers, Washington Capitals, San Jose Sharks and Buffalo Sabres of the National Hockey League. He is currently an assistant coach for the New Jersey Devils.

A native of Holliston, Mass., Grier resides in Weston with his wife, Paige, and their two sons, Landon and Jackson.



ADAM GASE

HEAD COACH
COLLEGE: MICHIGAN STATE
NFL: 16TH SEASON
DOLPHINS: THIRD SEASON

Adam Gase was named the 12th head coach in Miami Dolphins history on Jan. 9, 2016. He holds a 16-16 record (.500) after his first two seasons as head coach.

As Miami's offensive play-caller, Gase helped engineer some memorable come-from-behind victories in 2017. In Week 6, the Dolphins overcame a 17-0 second-half deficit on the road against Atlanta, the defending NFC champions. The comeback was the team's largest since overcoming a 21-point deficit in 2005 and the team's largest road comeback win since the "Fake Spike" game in 1994. The following week, the Dolphins overcame a 14-point fourth-quarter deficit to defeat the New York Jets. Gase also helped running back Kenyan Drake lead the NFL in rushing with 444 yards during the final five weeks of the season.

In just his first season as an NFL head coach in 2016, Gase directed the Dolphins to a 10-6 record and playoff berth, the team's best record and first playoff appearance since 2008. Miami turned its season around with a six-game winning streak following a 1-4 start. The streak was the team's longest since 2005 and marked just the second time a coach other than Don Shula led the team to six straight regular season wins. From Week 6 through the end of the season, the team was third in the NFL in rushing offense (132.9 yards per game), tied for third in sacks allowed (13), tied for fourth in takeaways (21) and 11th in scoring offense (25.0 points per game). Halftime adjustments were also key to the team's improvement. The Dolphins finished the 2016 season with a +46 point differential after halftime, which ranked No. 8 in the NFL. The team outscored its opponents by a total of 221-175 after the break, including overtime wins vs. Cleveland (9/25) and at Buffalo (12/24).

With Gase directing the offense, quarterback Ryan Tannehill posted the most efficient season of his five-year NFL career, despite being lost to a season-ending injury in Week 14. Tannehill completed 261-of-389 passes (67.1 pct.) for 2,995 yards and 19 touchdowns. His 93.5 quarterback rating, 7.7 yards per attempt and 67.1 completion percentage were all career highs. Tannehill completed a 50-plus-yard pass in seven of his 13 games, which tied for the NFL lead. Tannehill and quarterback Matt Moore finished first and second in the NFL in highest red zone passer rating (min. six attempts), with Tannehill posting a 119.7 mark and Moore finishing second at 118.8.

In 2015, Gase was the offensive coordinator for the Chicago Bears. Under Gase, the Bears implemented a balanced offensive attack that improved the team's rushing totals from No. 27 in the season before Gase arrived in Chicago to No. 11 in 2015, as the unit averaged 25.6 more rushing yards per game. Bears quarterback Jay Cutler finished the 2015 season with the highest passer rating (92.3) of his career. Cutler also threw seven fewer interceptions than the previous season and his interception rate of 2.3 percent was the best showing of his career for a season where he played at least 12 games. In addition, Cutler's yards per attempt increased by 0.8, the second-largest one-year increase in his career.

Prior to joining the Bears, Gase spent six seasons (2009-14) with the Denver Broncos, during which the team compiled a 58-38 (.604) regular-season record, won four AFC West titles, three playoff games and an AFC Championship, including a trip to Super Bowl XLVIII.

While Gase was the Denver Broncos' offensive coordinator in 2013 and 2014, the Broncos led the NFL in scoring offense (34.0 points per game), total offense (430.1 yards per game) and passing offense (315.8 yards per game). During his two seasons as coordinator, seven players from the Broncos offense were named to the Pro Bowl: running back C.J. Anderson (2014), tackle Ryan Clady (2014), quarterback Peyton Manning (2013-14), wide receiver Emmanuel Sanders (2014), wide receiver Demaryius Thomas (2013-14), tight end Julius Thomas (2013-14) and guard Louis Vasquez (2013).

In 2014, the Broncos finished 12-4, winning the AFC West and earning a bye in the first round of the playoffs. Gase helped Denver finish second in scoring, averaging 30.1 points per contest. Manning continued his excellence, completing 66.2 percent of his passes and passing for 4,727 yards and 39 touchdowns. He set the NFL's career passing touchdown record on Oct. 19, 2014 against San Francisco. Demaryius Thomas broke the franchise's single-season receiving record with 1,619 receiving yards. He finished the year with 111 receptions, second in the league and a career high. Wide receiver Emmanuel Sanders also set career highs in both receptions (101) and receiving yards (1,404), ranking No. 5 in the NFL in both categories. Running back C.J. Anderson, who entered the 2014 season with just seven career carries, was instrumental in helping Denver finish the season strong. In the final seven games of the regular season, Anderson carried the ball 140 times for 648 yards (4.6 avg.) and eight touchdowns as the Broncos won five of their last seven contests. He became the first Denver running back since 2004 to rush for 150-plus yards in consecutive games.

In 2013, Gase's first as offensive coordinator, the Broncos set NFL records in both points (606) and touchdowns (76) and Denver's scoring output increased by 7.8 points per game. The Broncos totaled 59.4 yards per game more than they did in 2012 and led the NFL with 5,444 passing yards and 55 passing touchdowns. The explosive offense helped Denver finish the regular season 13-3, winning the AFC West and earning the top seed in the AFC playoffs, where the Broncos won the conference title and played in Super Bowl XLVIII.

In addition to setting NFL team records, Gase also helped Manning have the most prolific season of any quarterback in NFL history. Manning's 5,477 passing yards and 55 passing touchdowns were both NFL records that still stand today. Manning earned his fifth NFL MVP award and also was honored as the Maxwell Club Player of the Year and AP Offensive Player of the Year.

In total, the Broncos set or tied 12 NFL offense and scoring records in the 2013 season with Gase as offensive coordinator: points (606), touchdowns (76), players with 10 or more touchdowns (5), passing first downs (293), games with 50-plus points (3), points in the second half (318), individual passing yards (Manning, 5,477), individual passing touchdowns (Manning, 55), most four-touchdown passing games (Manning, 9), most two-touchdown passing games (Manning, 15), most 400-yard passing games (Peyton Manning, 4) and most 90-plus passer rating games (Manning, 15).

The 2013 Broncos were one of just four teams in the previous five seasons (2011-15) to have two 1,000-yard receivers and a 1,000-yard rusher. Wide receiver Demaryius Thomas was fourth in the NFL with 1,430 receiving yards, while fellow receiver Eric Decker ranked No. 9 with 1,288. Running back Knowshon Moreno rushed for 1,038 yards and 10 touchdowns. Denver became the only team in NFL history to have four players catch 10 or more touchdown passes in the same season. Demaryius Thomas led the way with 14 touchdown grabs, tight end Julius Thomas was second with 12, Decker finished with 11 and wide receiver Wes Welker totaled 10 touchdown receptions.

Gase served as Denver's quarterbacks coach from 2011-12. Manning joined the team in 2012 following 14 seasons with the Indianapolis Colts, including a 2011 campaign that he missed due to injury. With Gase as his position coach in 2012, Manning was wildly successful, finishing second in the league in passer rating (105.8), third in passing touchdowns (37) and sixth in passing yards (4,659). He earned the AP NFL Comeback Player of the Year award and was runner-up for NFL MVP. The Broncos won the AFC West with a 13-3 mark and finished the season on an 11-game winning streak. The team's passing offense was fifth in the NFL (283.4 yards per game) and the club finished second in scoring (30.1 points per game) and fourth in total offense (397.9 yards per game).

In 2011, Gase worked with quarterbacks Kyle Orton and Tim Tebow, helping lead the Broncos to the AFC West crown and a Wild Card playoff victory. Tebow rushed for 660 yards, the most by a quarterback in franchise history and 12th-most by an NFL quarterback ever. He also rushed for six touchdowns.

Gase joined the Broncos in 2009 as the wide receivers coach, a position he held for two seasons.

In 2010, he helped wide receiver Brandon Lloyd earn a Pro Bowl invitation after he led the league in receiving with 1,448 yards and 11 touchdowns. It was the first time a Broncos player had ever led the league in receiving yards. The 1,448 yards were 482 more than Lloyd recorded in any other season throughout his 11-year NFL career. He joined Brett Perriman (Detroit, 1995) as the only two players in NFL history to record their first 1,400-yard campaign in their eighth season or later.

Gase coached another Pro Bowl wide receiver in 2009 when Brandon Marshall caught 101 passes for 1,120 yards (11.1 avg.) and 10 touchdowns. The 101 receptions were the fourth-highest mark in the league and the Pro Bowl selection was Marshall's second of his young career. Marshall set a single-game NFL record with 21 receptions against Indianapolis on Dec. 13, 2009.

Gase spent the 2008 season as an offensive assistant for the San Francisco 49ers.

Prior to San Francisco, Gase held several roles for five seasons (2003-07) with the Detroit Lions. He coached the Lions' quarterbacks in 2007, working with quarterback Jon Kitna in one of the finest seasons of his career. Kitna passed for 4,068 yards, the second-most in his 14-year NFL career, and 18 touchdowns. His 4,068 passing yards ranked No. 6 in the NFL and he finished fifth with 355 completions.

Gase was an offensive quality control coach for the Lions in 2006. He began his NFL career as a scouting/coaching assistant for the Lions, a role he held from 2003 to 2005.

Gase began his coaching career as a defensive graduate assistant at LSU in 2000. He spent the following two seasons on the recruiting staff for Head Coach Nick Saban, winning a Southeastern Conference championship in 2001 and helping recruit a group of players that won the BCS National Championship in 2003.

He and his wife, Jennifer, have a daughter, McKenzie, and two sons, A.J. and Wyatt.

ADAM GASE'S COACHING CAREER

| | | |
|---------------------|---------------------|--|
| 2000-02 | Louisiana State | Graduate Assistant (2000) Recruiting Assistant (2001-02) |
| 2003-07 | Detroit Lions | Scouting/Coaching Assistant (2003-05) Offensive Quality Control (2006) Quarterbacks Coach (2007) |
| 2008 | San Francisco 49ers | Offensive Assistant |
| 2009-14 | Denver Broncos | Wide Receivers Coach (2009-10) Quarterbacks Coach (2011-12) Offensive Coordinator (2013-14) |
| 2015 | Chicago Bears | Offensive Coordinator |
| 2016-present | Miami Dolphins | Head Coach |




2018 MIAMI DOLPHINS OFFENSIVE AND STRENGTH & CONDITIONING COACHES




DOWELL LOGGAINS OFFENSIVE COORDINATOR

Born October 1, 1980, Newport, Ark. Quarterback Arkansas 2000-04. No pro playing experience. Pro coach: Dallas Cowboys 2005, Tennessee Titans 2006-2013, Cleveland Browns 2014, Chicago Bears 2015-17, joined Dolphins in 2018.



SHANE DAY TIGHT ENDS

Born September 27, 1974, Manhattan, Kan. Wide receiver Rhodes College 1995-96. No pro playing experience. College coach: Michigan 2005-06, Connecticut 2012-13. Pro coach: San Francisco 49ers 2007-09, Chicago Bears 2010-11, Washington Redskins 2014-15, joined Dolphins in 2016.



JOSH GRIZZARD OFFENSIVE QUALITY CONTROL

Born June 11, 1990, Zebulon, N.C. Defensive back Yale 2008-11. No pro playing experience. College coach: Yale 2012, Duke 2013-16. Pro coach: Joined Dolphins in 2017.



BO HARDEGREE QUARTERBACKS

Born July 5, 1984, Jackson, Tenn. Quarterback Tennessee 2003-06. No pro playing experience. College coach: Duke 2008-10, Louisiana State 2011-13. Pro coach: Denver Broncos 2014, Chicago Bears, 2015, joined Dolphins in 2016.



SHAWN JEFFERSON ASST. HEAD COACH/OFFENSE

Born February 22, 1969, Jacksonville, Fla. Wide receiver Central Florida 1988-1990. Pro wide receiver San Diego Chargers 1991-95, New England Patriots 1996-99, Atlanta Falcons 2000-02, Detroit Lions 2003. No college coaching experience. Pro coach: Detroit Lions 2005-12, Tennessee Titans 2013-15, joined Dolphins in 2016.



BEN JOHNSON WIDE RECEIVERS

Born May 11, 1986, Charleston, S.C. Quarterback North Carolina 2004-08. No pro playing experience. College coach: Boston College 2010-11. Pro coach: Joined Dolphins in 2012.




CHRIS KUPER ASSISTANT OFFENSIVE LINE

Born December 19, 1982, Anchorage, Alaska. Guard North Dakota State 2001-05. Pro guard Denver Broncos 2006-13. No college coaching experience. Pro coach: Joined Dolphins in 2016.



ERIC STUDEVILLE RUN GAME COORD./RUNNING BACKS

Born May 29, 1967, Madison, Wisc. Defensive back Wisconsin-Whitewater 1985-88. No pro playing experience. College coach: Wingate 1994, Kent State 1995-96. Pro coach: Chicago Bears 1997-2000, New York Giants 2001-03, Buffalo Bills 2004-2009, Denver Broncos 2010-17 (interim head coach, four games in 2010), joined Dolphins in 2018.



JEREMIAH WASHBURN OFFENSIVE LINE

Born June 17, 1977, Boone, N.C. Guard Arkansas 1998-2000. No pro playing experience. College coach: Arkansas 2000-01. Pro coach: Carolina Panthers 2002, Baltimore Ravens 2003-08, Detroit Lions 2009-2015, Miami Dolphins 2016, Chicago Bears 2017, re-joined Miami Dolphins in 2018.



DAVE PULOKA HEAD STRENGTH & CONDITIONING

Born January 12, 1979, Arlington, Mass. Linebacker Holy Cross 1997-2000. No pro playing experience. College coach: Stevens Institute of Technology 2005, Virginia 2006. Pro coach: Atlanta Falcons 2007, joined Dolphins in 2008.



JIM ARTHUR ASST. STRENGTH & CONDITIONING

Born July 12, 1978, Cheshire, Conn. Attended Springfield (Mass.) College. No college or pro playing experience. College coach: Springfield College 2000, Louisiana Tech 2001, Boston College 2002. Pro coach: Buffalo Bills 2002-04, Chicago Bears 2005-15, joined Dolphins in 2016.



2018 MIAMI DOLPHINS DEFENSIVE AND SPECIAL TEAMS COACHES



MATT BURKE
DEFENSIVE COORDINATOR
Born March 25, 1976, Hudson, Mass.
Safety Dartmouth 1994-97. No pro playing experience. College coach: Boston College 2000-02, Harvard 2003. Pro coach: Tennessee Titans 2006-08, Detroit Lions 2009-13, Cincinnati Bengals 2014-15, joined Dolphins in 2016.



CHARLIE BULLEN
ASSISTANT LINEBACKERS
Born September 28, 1984, Palatine, Ill.
Quarterback Harper College 2005-06. No pro playing experience. College coach: Iowa 2007-11. Pro coach: Joined Dolphins in 2012.



FRANK BUSH
ASST. HEAD COACH/LINEBACKERS
Born January 10, 1963, Athens, Ga.
Linebacker North Carolina State 1981-1984. Pro linebacker Houston Oilers 1985-86. No college coaching experience. Pro coach: Houston Oilers 1987-1991 (scout), 1992-94, Denver Broncos 1995-2003, Arizona Cardinals 2004-06, Houston Texans 2007-2010, Tennessee Titans 2011-12, St. Louis/Los Angeles Rams 2013-16, joined Dolphins in 2017.



ANDRE CARTER
ASSISTANT DEFENSIVE LINE
Born May 12, 1979, Denver, Colo.
Defensive end California 1997-2000, Pro defensive end San Francisco 49ers 2001-05, Washington Redskins 2006-10, New England Patriots 2011, Oakland Raiders 2012, New England Patriots 2013. College coach: California 2015. Pro coach: Joined Dolphins in 2017.




REINALDO HILL
ASSISTANT DEFENSIVE BACKS
Born November 2, 1978, Detroit, Mich.
Safety Michigan State 1998-2000. Pro safety Arizona Cardinals 2001-04, Oakland Raiders 2005, Miami Dolphins 2006-08, Denver Broncos 2009-10. College coach: Wyoming 2012-13, Pittsburgh 2015-17. Pro coach: Joined Dolphins in 2018.



KRIS KOCUREK
DEFENSIVE LINE
Born November 15, 1978, Rockdale, Texas. Defensive tackle Texas Tech 1997-2000. Pro defensive tackle Seattle Seahawks 2001, Tennessee Titans 2002. College coach: Texas Tech 2003, Texas A&M-Kingsville 2004-05, Texas A&M-Commerce 2006, West Texas A&M 2007, Stephen F. Austin State 2008. Pro coach: Detroit Lions 2009-17, joined Dolphins in 2018.



RUSTY MCKINNEY
DEFENSIVE QUALITY CONTROL
Born October 17, 1980, Fairfax County, Va. Linebacker Towson 1998-2001. No pro playing experience. College coach: Saint Anselm 2008, Bentley University 2009-13. Pro coach: Cleveland Browns 2014-15, joined Dolphins in 2016.



TONY ODEN
DEFENSIVE BACKS
Born June 30, 1973, Cleveland Heights, Ohio. Linebacker Baldwin-Wallace 1992-95. No pro playing experience. College coach: Millersville 1996, Boston College 1997, Army 1998-99, East Carolina 2000-02, Eastern Michigan 2003. Pro coach: Houston Texans 2004-05, New Orleans Saints 2006-2011, Jacksonville Jaguars 2012, Tampa Bay Buccaneers 2013, Detroit Lions 2014-17, joined Dolphins in 2018.



DARREN RIZZI
**ASSOC. HEAD COACH/
SPECIAL TEAMS COORD.**
Born July 21, 1970, Hillsdale, N.J.
Tight End Rhode Island 1988-1991. No pro playing experience. College coach: Rhode Island 1992, Colgate 1993, New Haven 1993-97, Northeastern 1998, New Haven 1999-2001 (head coach), Rutgers 2002-07, Rhode Island 2008 (head coach). Pro coach: Joined Dolphins in 2009.



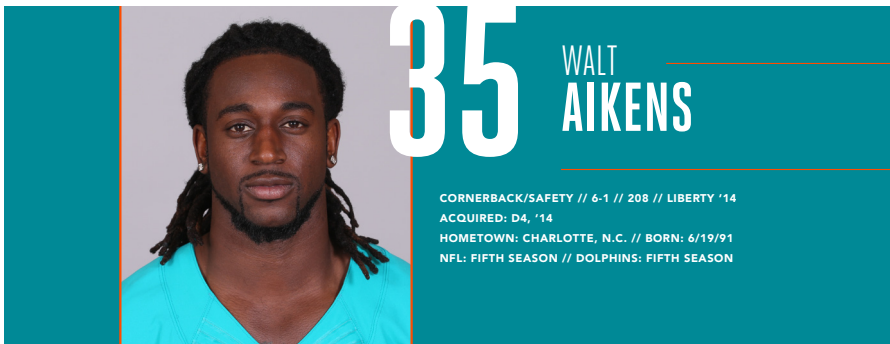
MARWAN MAALOUF
ASSISTANT SPECIAL TEAMS
Born November 26, 1976, Strongsville, Ohio. Guard Baldwin-Wallace 1997-99. No pro playing experience. College coach: Baldwin-Wallace 2000, Fordham 2001, Rutgers 2002-03. Pro coach: Cleveland Browns 2004-06, Baltimore Ravens 2008-11, Indianapolis Colts 2012, joined Dolphins in 2013.



JAY KAISER
ASSISTANT TO THE HEAD COACH
Born April 8, 1974, Liberal, Kan.
Attended Bethany. No college or pro playing experience. College coach: Bethany 1993-96, Northwest Missouri State 1997-98, Northern Iowa 1999, Toledo 2001, Kansas State 2002-08. Pro coach: Tampa Bay Buccaneers 2009-11, joined Dolphins in 2012.



RYAN CONDON
COACHING ASSISTANT
Born June 12, 1993, Westwood, N.J.
Quarterback Ithaca College 2011-15. No pro playing experience. No college coaching experience. Pro coach: Joined Dolphins in 2015.



CORNERBACK/SAFETY // 6-1 // 208 // LIBERTY '14
 ACQUIRED: D4, '14
 HOMETOWN: CHARLOTTE, N.C. // BORN: 6/19/91
 NFL: FIFTH SEASON // DOLPHINS: FIFTH SEASON

NFL CAREER

TRANSACTIONS:

- 4th-round pick (125th overall) by Miami in the 2014 NFL draft.

CAREER HIGHLIGHTS:

- Played in 74 career games with 4 starts.
- 32 tackles (25 solo), 2 interceptions and 2 passes defended.
- 37 special teams tackles (28 solo) and 1 forced fumble.
- Missed just 2 games in his 5-year NFL career.
- Recorded the first defensive 2-point conversion in Dolphins history when he returned a blocked PAT vs. Arizona (12/11/16).

2018 (MIAMI):

- Played in 12 games.
- 1 solo tackle, 1 interception and 1 pass defended; 7 special teams tackles (5 solo).
- Serves as season-long team captain.

AT NEW ENGLAND (9/30): 2 special teams tackles (1 solo).

VS. N.Y. JETS (11/4): 1 interception and 1 pass defended.

- Intercepted QB Sam Darnold on 4th-and-10 with 41 seconds remaining in the game to seal Miami's 13-6 victory.

AT INDIANAPOLIS (11/25): 1 solo tackle and 2 solo special teams tackles.

2017 (MIAMI):

- Played in all 16 games.
- 2 solo tackles.
- 7 special teams tackles (4 solo) and 1 forced fumble.

AT NEW ENGLAND (11/26): 2 special teams tackles and 1 special teams forced fumble.

- Forced WR Danny Amendola to fumble a punt at New England's 28-yard line in the 3rd quarter.

AT KANSAS CITY (12/24): 2 special teams tackles (1 solo).

VS. BUFFALO (12/31): 1 solo tackle and 2 special teams tackles (1 solo).

2016 (MIAMI):

- Played in 15 games.
- Inactive for 1 contest.

- 7 special teams tackles (4 solo).

VS. ARIZONA (12/11): Defensive 2-point conversion.

- Returned a defensive 2-point conversion following a DT Jordan Phillips blocked PAT in the 4th quarter to extend Miami's lead to 23-15.

- The defensive 2-point conversion was the first in team history.

AT N.Y. JETS (12/17): 1 assisted special teams tackle and 1 blocked punt.

- Blocked a P Lachlan Edwards punt and returned it 11 yards for a TD.

- It was Miami's first blocked punt return for a TD since 2012.

POSTSEASON:

AFC WILD CARD AT PITTSBURGH (1/8): 1 special teams tackle.

2015 (MIAMI):

- Played in all 16 games with 4 starts.
- 20 tackles (15 solo).
- 10 special teams tackles (9 solo).

AT WASHINGTON (9/13): 2 solo tackles and 1 solo special teams stop.

- Made 1st career start.

AT JACKSONVILLE (9/20): 4 tackles (2 solo).

AT PHILADELPHIA (11/15): 6 tackles (5 solo) and 3 special teams stops.

- His 6 tackles were a season high.

2014 (MIAMI):

- Played in 15 games.
- Inactive for 1 contest.
- 9 tackles (7 solo), 1 interception, 1 pass defended.
- 6 solo special teams tackles.

VS. NEW ENGLAND (9/7): 1 special teams tackle.

- Made NFL debut.

AT OAKLAND IN LONDON (9/28): 1 interception.

- Picked off QB Matt McGloin for his 1st career interception and returned it 43 yards in the 4th quarter.

AT NEW ENGLAND (12/14): 4 tackles (3 solo).

- His 4 tackles were a season high.

BEFORE THE NFL

COLLEGE (LIBERTY):

- 3-year starter (2011-13).
- Transferred from Illinois after his freshman season (2009).

CAREER (AT LIBERTY): Played in 34 games with 31 starts for Liberty; 162 tackles (120 solo), 3 sacks, 7 interceptions, 20 passes defended and 6 forced fumbles.

SENIOR (2013 AT LIBERTY): Played in 12 games with 10 starts; 62 tackles (50 solo), 3 interceptions, 6 passes defended, 3.5 tackles for loss and 1 sack; 2 punt returns for 2 yards (1.0 avg.); 2 kickoff returns for 57 yards (28.5 avg.).

- His 62 tackles were tied for the team lead.
- 1st-team All-Big South.

JUNIOR (2012 AT LIBERTY): Played in 11 games with 10 starts; 51 tackles (39 solo), 1 interception, 6 passes defended and 3 forced fumbles; 4 punt returns for 42 yards (10.5 avg.).

- His 51 tackles led the team's defensive backs.
- His 3 forced fumbles were tied for most in the conference.
- 2nd-team All-Big South.

REDSHIRT SOPHOMORE (2011 AT LIBERTY): Started all 11 games; 49 tackles (31 solo), 3 interceptions, 3 forced fumbles and 2 sacks.

- 2nd-team All-Big South.

SOPHOMORE (2010): Redshirted after transferring to Liberty.

TRUE FRESHMAN (2009 AT ILLINOIS): Played in 10 games with 5 starts; 32 tackles (26 solo) and 2 passes defended.

- All-Big Ten Freshman team.

HIGH SCHOOL (HARDING UNIVERSITY – CHARLOTTE, N.C.)

- Played quarterback and defensive back.
- Also played basketball for his father, Walter, who was the school's head basketball coach.

SENIOR (2008): Threw for 1,500 yards and 15 TDs; Rushed for 565 yards and 5 TDs; Recorded 6 interceptions.

- All-Queen City Conference Offensive Player of the Year.
- 1st-team all-conference on defense.
- Earned The Gridiron Great award.

OFF THE FIELD

COMMUNITY:

- Has been an advocate for the American Diabetes Association since joining the NFL.
- Became an ambassador for the Police Athletic/Activities League in 2018.

PERSONAL:

- Served as the Miami Dolphins correspondent at the 2017 and 2018 Pro Bowls in Orlando, Florida.
- Participated in a media combine in 2017, gaining experience with local TV and radio stations.
- **MAJOR:** Kinesiology.

WALT AIKENS' NFL REGULAR SEASON STATS

| YEAR | TEAM | GP | GS | TACKLES | | | | | INTERCEPTIONS | | | | | FUMBLES | |
|-------------------|-------|-----------|----------|-----------|-----------|----------|------------|------------|---------------|-----------|-----------|----------|----------|----------|----------|
| | | | | TOT | SOLO | ASST | SK | YDS | INT | YDS | LG | TD | PD | FF | FR |
| 2014 | MIAMI | 15 | 0 | 9 | 7 | 2 | 0.0 | 0.0 | 1 | 43 | 43 | 0 | 1 | 0 | 0 |
| 2015 | MIAMI | 16 | 4 | 20 | 15 | 5 | 0.0 | 0.0 | 0 | 0 | 0 | 0 | 0 | 0 | 0 |
| 2016 | MIAMI | 15 | 0 | 0 | 0 | 0 | 0.0 | 0.0 | 0 | 0 | 0 | 0 | 0 | 0 | 0 |
| 2017 | MIAMI | 16 | 0 | 2 | 2 | 0 | 0.0 | 0.0 | 0 | 0 | 0 | 0 | 0 | 1 | 0 |
| 2018 | MIAMI | 12 | 0 | 1 | 1 | 0 | 0.0 | 0.0 | 1 | 0 | 0 | 0 | 1 | 0 | 0 |
| NFL TOTALS | | 74 | 4 | 32 | 25 | 7 | 0.0 | 0.0 | 2 | 43 | 43 | 0 | 2 | 1 | 0 |

WALT AIKENS' NFL PLAYOFF STATS


| YEAR | TEAM | GP | GS | TACKLES | | | | | INTERCEPTIONS | | | | | FUMBLES | |
|-------------------|-------|----------|----------|----------|----------|----------|------------|------------|---------------|----------|----------|----------|----------|----------|----------|
| | | | | TOT | SOLO | ASST | SK | YDS | INT | YDS | LG | TD | PD | FF | FR |
| 2016 | MIAMI | 1 | 0 | 0 | 0 | 0 | 0.0 | 0.0 | 0 | 0 | 0 | 0 | 0 | 0 | 0 |
| NFL TOTALS | | 1 | 0 | 0 | 0 | 0 | 0.0 | 0.0 | 0 | 0 | 0 | 0 | 0 | 0 | 0 |

ADDITIONAL STATS

Special Teams Touchdowns: 1 blocked punt return in 2016.
Special Teams Tackles: 6 in 2014, 10 in 2015, 7 in 2016, 7 in 2017, 7 in 2018 for total of 37.
Special Teams Forced Fumbles: 1 in 2017.
Blocked Kicks: 1 punt in 2016.
Defensive 2-Point Conversions: 1 in 2016.

SINGLE-GAME CAREER HIGHS

Tackles: 6 at Philadelphia, 11/15/15
Interceptions: 1 twice, last: vs. NY Jets, 11/4/18
Passes Defended: 1 twice, last: vs. NY Jets, 11/4/18
Forced Fumbles: 1 at New England, 11/26/17



47

KIKO ALONSO

LINEBACKER // 6-3 // 239 // OREGON '13
 ACQUIRED: T, '16 (PHI.)
 HOMETOWN: LOS GATOS, CALIF. // BORN: 8/14/90
 NFL: SIXTH SEASON // DOLPHINS: THIRD SEASON

NFL CAREER

TRANSACTIONS:

- Traded from Philadelphia to Miami on March 9, 2016.
- Traded from Buffalo to Philadelphia on March 10, 2015.
- 2nd-round pick (46th overall) by Buffalo in the 2013 NFL draft.

CAREER HONORS:

- 2013 PFWA NFL Defensive Rookie of the Year.
- Pepsi MAX Rookie of the Week (vs. Baltimore, 9/29/13).

CAREER HIGHLIGHTS:

- Played in 70 career games with 60 starts.
- 538 tackles (333 solo), 3 sacks, 10 interceptions, 16 passes defended, 7 forced fumbles and 7 fumble recoveries; 1 interception return for a TD.
- Totaled 100+ tackles in 3 of his 4 NFL seasons.
- Played all 1,145 of Buffalo's defensive snaps in 2013 and was one of just 3 NFL linebackers (Nick Roach and Lawrence Timmons) to do so that year.
- Became just the 8th linebacker since 1989 to record at least 150 tackles and 4 interceptions in a single season (2013).
- In 2013, his 159 tackles were third in the NFL and led all rookies:

TOTAL TACKLES IN THE NFL (2013)

| PLAYER | TEAM | TOT | SOLO | ASST |
|-----------------------|----------------|------------|-----------|-----------|
| 1. Vontaze Burfict | Cincinnati | 171 | 114 | 57 |
| 2. Paul Posluszny | Jacksonville | 162 | 122 | 40 |
| 3. KIKO ALONSO | BUFFALO | 159 | 87 | 72 |
| 4. Luke Kuechly | Carolina | 156 | 93 | 63 |
| 5. Lavonte David | Tampa Bay | 144 | 106 | 38 |

- Recorded 22 tackles vs. Cincinnati on Oct. 13, 2013, the 2nd-most by any NFL player during that season:

NFL SINGLE-GAME TACKLES (2013)

| PLAYER | TM | OPP | DATE | TOT | SL | AST |
|-----------------------|-------------|-------------|-----------------|-----------|----------|-----------|
| 1. Luke Kuechly | Car. | N.O. | 12/22/13 | 24 | 9 | 15 |
| 2. KIKO ALONSO | BUF. | CIN. | 10/13/13 | 22 | 9 | 13 |
| 3. Paul WorriLOW | Atl. | Sea. | 11/10/13 | 19 | 10 | 9 |
| Paul WorriLOW | Atl. | Car. | 11/3/13 | 19 | 9 | 10 |

2018 (MIAMI):

- Started 12 games.
- 106 tackles (68 solo), 3 interceptions, 6 passes defended, 3 forced fumbles and 1 fumble recovery.

AT N.Y. JETS (9/16):

- 13 solo tackles and 2 forced fumbles.
- Forced a WR Robby Anderson fumble recovered by LB Raekwon McMillan at the N.Y. 49-yard line, setting up an WR Albert Wilson touchdown on Miami's next possession to extend the Dolphins lead 14-0 in the 2nd quarter.
- Forced a WR Quincy Enunwa fumble in the 4th quarter.
- Made 50th career start.

VS. CHICAGO (10/14):

- 11 tackles (9 solo), 1 forced fumble and 1 fumble recovery.
- Recovered a fumble that was forced by DE Robert Quinn at Miami's 1-yard line with 3:35 remaining in the 2nd quarter.
- Forced a fumble at Chicago's 43-yard line that was recovered by CB Xavien Howard with 2:00 remaining in the 4th quarter.

VS. N.Y. JETS (11/4):

- 7 tackles (4 solo), 1 interception and 2 passes defended.
- Intercepted QB Sam Darnold and returned it 14 yards in the 1st quarter.

2017 (MIAMI):

- Started all 16 games.
- 115 tackles (79 solo), 1 sack, 2 forced fumbles and 1 pass defended.
- His 115 total tackles were 8th in the AFC and 14th in the NFL.

VS. TENNESSEE (10/8):

- 7 tackles (6 solo), 1 sack, 1 pass defended and 1 forced fumble.
- Sacked QB Matt Cassel for a loss of 7 yards, forcing a fumble that was recovered by S Reshad Jones for a 38-yard TD.

VS. OAKLAND (11/15):

- 5 tackles (4 solo) and 1 forced fumble.
- Forced a OL Marshall Newhouse fumble that was recovered by DE Charles Harris in the 4th quarter.

AT KANSAS CITY (12/24):

- 11 tackles (8 solo).
- His 11 tackles were a season high.

2016 (MIAMI):

- Started 15 games.
- Inactive for 1 contest.

- 115 tackles (69 solo), 2 interceptions, 4 passes defended, 1 forced fumble and 4 fumble recoveries.
- His 115 total tackles led the team and were 9th in the AFC.
- Tied for 1st in the NFL with 4 defensive fumble recoveries, which were the most by a Dolphins player since DE Jason Taylor in 2001.

AT SEATTLE (9/11): 11 tackles (3 solo) and 1 fumble recovery.

- Made Dolphins debut.
- Recovered a QB Russell Wilson fumble in the 4th quarter.

AT SAN DIEGO (11/13): 4 solo tackles and 1 interception.

- Intercepted QB Philip Rivers with 1:01 remaining in the 4th quarter and returned it 60 yards for a TD, sealing Miami's 31-24 win.
- It was the latest interception return to give the Dolphins a lead since at least 1991.

VS. SAN FRANCISCO (11/27): 11 tackles (4 solo), 1 interception and 1 fumble recovery.

- Became first Dolphins linebacker since at least 1993 to recover a fumble and intercept a pass in the same game.
- Recovered a TE Garrett Celek fumble in the 2nd quarter.
- Intercepted a QB Colin Kaepernick pass and returned the ball 10 yards in the 3rd quarter.
- Tackled QB Colin Kaepernick along with DT Ndamukong Suh at Miami's 2-yard line on the final play to end the game and preserve Miami's 31-24 victory.

POSTSEASON:

AFC WILD CARD AT PITTSBURGH (1/8): 6 tackles (1 solo).

2015 (PHILADELPHIA):

- Played in 11 games with 1 start.
- 43 tackles (30 solo), 1 interception and 1 pass defended.
- Traded from Buffalo to Philadelphia on March 9, 2016.

AT ATLANTA (9/14): 6 tackles (4 solo) and 1 interception.

- Made his Eagles debut.
- Recorded a one-handed interception of QB Matt Ryan in the end zone.

VS. WASHINGTON (12/26): 8 tackles (5 solo).

AT N.Y. GIANTS (1/3): 9 tackles (8 solo).

- His 9 tackles were a season high.

2014 (BUFFALO):

- Missed the entire season due to injury.
- Placed on injured reserve on Aug. 26.

2013 (BUFFALO):

- Started all 16 games.
- 159 tackles (87 solo), 4 interceptions, 2 sacks, 4 passes defended, 2 fumble recoveries and 1 forced fumble.
- Became just the 8th linebacker since 1989 to record at least 150 tackles and 4 interceptions in a single season.

- His 159 tackles were third in the NFL.
- Played all 1,145 of the team's defensive snaps and was one of just 3 NFL linebackers (Nick Roach and Lawrence Timmons) to do so.

VS. NEW ENGLAND (9/8): 9 tackles (5 solo), 1 forced fumble and 1 fumble recovery.

- Made his NFL debut.

VS. BALTIMORE (9/29): 5 tackles (2 solo) and 2 interceptions.

- Picked off QB Joe Flacco twice in the 2nd half, including on Baltimore's final drive to seal the win.
- Earned Pepsi MAX Rookie of the Week honors for the performance.

VS. CINCINNATI (10/13): 22 tackles (9 solo).

- His 22 tackles were the 2nd-most by an NFL player during the 2013 season.

HONORS:

- PFWA NFL Defensive Rookie of the Year
- Pepsi MAX Rookie of the Week (vs. Baltimore, 9/29)

BEFORE THE NFL

COLLEGE (OREGON):

- 3-year letterman (2009, 2011-12) and 1-year starter.

CAREER: Played in 36 games with 17 starts; 143 tackles (99 solo), 3.5 sacks, 6 interceptions, 9 passes defended, 3 forced fumbles and 2 fumble recoveries.

SENIOR (2012): Started 12 games; 81 tackles (58 solo), 1 sack and 4 interceptions.

JUNIOR (2011): Played in 12 games with 5 starts; 46 tackles (28 solo), 2 interceptions and 2.5 sacks.

- Named Rose Bowl Defensive Player of the Game with 5 tackles, 1 interception and 1.5 sacks vs. Wisconsin (1/2).

SOPHOMORE (2010): Missed the entire season.

REDSHIRT FRESHMAN (2009): Played in 12 games; 16 tackles (3 solo) and 1 forced fumble.

- Redshirted in 2008.

HIGH SCHOOL (LOS GATOS HS – LOS GATOS, CALIF.)

SENIOR (2007): 150 tackles (81 solo) and 27 sacks; 35 receptions for 559 yards (16.0 avg.) and 7 TDs.

- Helped school win the league title.
- 1st-team All-Northern California on defense.

OFF THE FIELD

COMMUNITY:

- Regularly hosts youth football camps in Puerto Rico during the offseason.
- Has made multiple mission trips to Puerto Rico to help with hurricane relief efforts.
- Brother, Carlos, was drafted by MLB's Philadelphia Phillies.

PERSONAL:

- Born to a Colombian mother and Cuban father.
- Speaks Spanish fluently and embraces Miami's Latin culture.

KIKO ALONSO'S NFL REGULAR SEASON STATS

| YEAR | TEAM | GP | GS | TACKLES | | | | | INTERCEPTIONS | | | | | FUMBLES | |
|-------------------|--------------|-----------------|-----------|------------|------------|------------|------------|-------------|---------------|------------|------------|----------|-----------|----------|----------|
| | | | | TOT | SOLO | ASST | SK | YDS | INT | YDS | LG | TD | PD | FF | FR |
| 2013 | BUFFALO | 16 | 16 | 159 | 87 | 72 | 2.0 | 17.0 | 4 | 38 | 32 | 0 | 4 | 1 | 2 |
| 2014 | BUFFALO | INJURED RESERVE | | | | | | | | | | | | | |
| 2015 | PHILADELPHIA | 11 | 1 | 43 | 30 | 13 | 0.0 | 0.0 | 1 | 0 | 0 | 0 | 1 | 0 | 0 |
| 2016 | MIAMI | 15 | 15 | 115 | 69 | 46 | 0.0 | 0.0 | 2 | 70 | 60t | 1 | 4 | 1 | 4 |
| 2017 | MIAMI | 16 | 16 | 115 | 79 | 36 | 1.0 | 0.0 | 0 | 0 | 0 | 0 | 1 | 2 | 0 |
| 2018 | MIAMI | 12 | 12 | 106 | 68 | 38 | 0.0 | 0.0 | 3 | 30 | 15 | 0 | 6 | 3 | 1 |
| NFL TOTALS | | 70 | 60 | 538 | 333 | 205 | 3.0 | 17.0 | 10 | 138 | 60t | 1 | 16 | 7 | 7 |

KIKO ALONSO'S NFL PLAYOFF STATS

| YEAR | TEAM | GP | GS | TACKLES | | | | | INTERCEPTIONS | | | | | FUMBLES | |
|-------------------|-------|----------|----------|----------|----------|----------|------------|------------|---------------|----------|----------|----------|----------|----------|----------|
| | | | | TOT | SOLO | ASST | SK | YDS | INT | YDS | LG | TD | PD | FF | FR |
| 2016 | MIAMI | 1 | 1 | 6 | 1 | 5 | 0.0 | 0.0 | 0 | 0 | 0 | 0 | 0 | 0 | 0 |
| NFL TOTALS | | 1 | 1 | 6 | 1 | 5 | 0.0 | 0.0 | 0 | 0 | 0 | 0 | 0 | 0 | 0 |

ADDITIONAL STATS

Defensive Touchdowns: (Miami) 1 interception return in 2016.

SINGLE-GAME CAREER HIGHS

Tackles: 22 vs. Cincinnati, 10/13/13
Sacks: 1 3 times, last: vs. Tennessee, 10/8/17
Interceptions: 2 vs. Baltimore, 9/29/13
Passes Defensed: 2 3 times, last: vs. N.Y. Jets, 11/4/18
Forced Fumbles: 2 at N.Y. Jets, 9/16/18
Fumble Recoveries: 1 7 times, last: vs. Chicago, 10/14/18



80

DANNY AMENDOLA

WIDE RECEIVER // 5-11 // 190 // TEXAS TECH '08
 ACQUIRED: UFA, '18 (NE)
 HOMETOWN: THE WOODLANDS, TEXAS // BORN: 11/2/85
 NFL: 10TH SEASON // DOLPHINS: FIRST SEASON

NFL CAREER

TRANSACTIONS:

- Signed by Miami as an unrestricted free agent from New England on March 15, 2018.
- Signed by New England as an unrestricted free agent from St. Louis on March 14, 2013.
- Signed by St. Louis on Sept. 22, 2009.
- Signed to Philadelphia's practice squad on Sept. 6, 2009.
- Waived by Philadelphia on Sept. 5, 2009.
- Signed by Philadelphia on Jan. 19, 2009.
- Signed to Philadelphia's practice squad on Jan. 7, 2009.
- Signed to Dallas' practice squad on Sept. 3, 2008.
- Waived by Dallas on Aug. 31, 2008.
- Signed by Dallas as an undrafted college free agent on April 28, 2008.

CAREER HIGHLIGHTS:

- Played in 122 career games with 57 starts.
- 474 receptions for 4,578 yards (9.7 avg.) and 20 TDs.
- 15 carries for 99 yards (6.6 avg.).
- 2-of-2 passing (100.0 pct.) for 64 yards (32.0 avg.) and 1 TD.
- 152 kickoff returns for 3,575 yards (23.5 avg.).
- 176 punt returns for 1,721 yards (9.8 avg.).
- Won 2 Super Bowls (LI and XLIX) with New England.
- Totaled 13 receptions for 126 yards (9.7 avg.), 2 TDs and a 2-point conversion in the Super Bowl wins with both TD receptions aiding 4th-quarter comebacks.
- His 21 receptions and 278 receiving yards in his 3 Super Bowl appearances are both 5th-best in all-time Super Bowl history:

NFL RECEPTION LEADERS (SUPER BOWLS)

| PLAYER | TEAM(S) | REC | YDS | AVG |
|--------------------------|-----------|-----------|------------|-------------|
| 1. Jerry Rice | SF/Oak. | 33 | 589 | 17.8 |
| 2. Andre Reed | Buf. | 27 | 323 | 12.0 |
| 3. Wes Welker | NE/Den. | 26 | 247 | 9.5 |
| 4. Deion Branch | NE | 24 | 321 | 13.4 |
| 5. DANNY AMENDOLA | NE | 21 | 278 | 13.2 |

NFL RECEIVING YARDS LEADERS (SUPER BOWL HISTORY)

| PLAYER | TEAM(S) | REC | YDS | AVG |
|--------------------------|-----------|-----------|------------|-------------|
| 1. Jerry Rice | SF/Oak. | 33 | 589 | 17.8 |
| 2. Lynn Swann | Pit. | 16 | 364 | 22.8 |
| 3. Andre Reed | Buf. | 27 | 323 | 12.0 |
| 4. Deion Branch | NE | 24 | 321 | 13.4 |
| 5. DANNY AMENDOLA | NE | 21 | 278 | 13.2 |

- His 348 receiving yards in the playoffs following the 2017 season set a Patriots franchise record and are 10th all-time in NFL history:

NFL SINGLE-SEASON RECEIVING LEADERS (PLAYOFFS)

| PLAYER | TEAM | YEAR | REC | YDS | TD |
|---------------------------|-----------|-------------|-----------|------------|----------|
| 1. Larry Fitzgerald | Ari. | 2008 | 30 | 546 | 7 |
| 2. Hakeem Nicks | NYG | 2011 | 28 | 444 | 4 |
| 3. Jerry Rice | SF | 1988 | 21 | 409 | 6 |
| 4. Steve Smith Sr. | Car. | 2003 | 18 | 404 | 3 |
| 5. Charlie Brown | Was. | 1983 | 14 | 401 | 1 |
| 6. Anthony Carter | Min. | 1987 | 23 | 391 | 1 |
| 7. Anquan Boldin | Balt. | 2012 | 22 | 380 | 4 |
| 8. Fred Biletnikoff | Oak. | 1968 | 14 | 370 | 4 |
| 9. Muhsin Muhammad | Car. | 2003 | 15 | 352 | 2 |
| 10. DANNY AMENDOLA | NE | 2017 | 26 | 348 | 2 |

- His 152 receiving yards in Super Bowl LII are tied for 5th-most in Super Bowl history, 3rd-most in a postseason game in Patriots history and set a Super Bowl team record:

MOST RECEPTIONS IN A SUPER BOWL

| PLAYER | TM | OPP | DATE | REC | YDS | AVG |
|-----------------------|-----------|-------------|---------------|----------|------------|-------------|
| 1. Jerry Rice | SF | Cin. | 1/22/89 | 11 | 215 | 19.5 |
| 2. Ricky Saunders | Was. | Den. | 1/31/88 | 9 | 193 | 21.4 |
| 3. Isaac Bruce | STL | Ten. | 1/30/00 | 6 | 162 | 27.0 |
| 4. Lynn Swann | Pit. | Dal. | 1/18/76 | 4 | 161 | 40.3 |
| 5. D. AMENDOLA | NE | PHI. | 2/4/18 | 8 | 152 | 19.0 |
| Andre Reed | Buf. | Dal. | 1/31/93 | 8 | 152 | 19.0 |
| Rod Smith | Den. | Atl. | 1/31/99 | 5 | 152 | 30.4 |

PATRIOTS SINGLE-GAME RECEPTIONS LEADERS (PLAYOFF GAMES)

| PLAYER | OPP | DATE | REC | YDS | AVG |
|--------------------------|-------------|---------------|----------|------------|-------------|
| 1. Chris Hogan | Pit. | 1/22/17 | 9 | 180 | 20.0 |
| 2. Deion Branch | Den. | 1/14/06 | 8 | 153 | 19.1 |
| 3. DANNY AMENDOLA | PHI. | 2/4/18 | 8 | 152 | 19.0 |
| 4. Rob Gronkowski | Den. | 1/14/12 | 10 | 145 | 14.5 |
| 5. Rob Gronkowski | Den. | 1/24/16 | 8 | 144 | 18.0 |

- Caught the 400th TD pass of QB Tom Brady's career vs. Jacksonville on Sept. 27, 2015.
- Tied an NFL record with 12 first-half receptions vs. Washington on Sept. 16, 2012:

MOST RECEPTIONS IN AN NFL GAME (1ST HALF ONLY)

| PLAYER | TM | OPP | DATE | REC | YDS |
|--------------------------|------|------|----------|-----|-----|
| 1. DANNY AMENDOLA | STL | WAS. | 9/16/12 | 12 | 133 |
| Reggie Wayne | Ind. | Ten. | 12/30/07 | 12 | 87 |
| 3. Keenan Allen | SD | GB | 10/18/15 | 11 | 128 |
| Tim Brown | Oak. | Jax. | 12/21/97 | 11 | 131 |
| Dallas Clark | Ind. | Hou. | 11/8/09 | 11 | 86 |
| Terry Glenn | NE | Cle. | 10/3/99 | 11 | 145 |

- Tied the Rams' single-game receptions franchise record with 15 on Sept. 16, 2012:

RAMS SINGLE-GAME RECEPTIONS LEADERS

| PLAYER | OPP | DATE | REC | YDS | AVG |
|--------------------------|------|----------|-----|-----|------|
| 1. DANNY AMENDOLA | WAS. | 9/16/12 | 15 | 160 | 10.7 |
| Flipper Anderson | NO | 11/26/89 | 15 | 336 | 22.4 |
| Isaac Bruce | Mia. | 12/9/95 | 15 | 210 | 14.0 |
| 4. Marshall Faulk | Den. | 9/8/02 | 14 | 91 | 6.5 |
| 5. Steven Jackson | KC | 11/5/06 | 13 | 133 | 10.5 |
| Jim Phillips | GB | 12/17/61 | 13 | 101 | 7.8 |

- Led the NFL in all-purpose yards (2,364) in 2010:

NFL ALL-PURPOSE YARDAGE LEADERS (2010)

| PLAYER | TEAM | AP YDS |
|--------------------------|-------------|--------|
| 1. DANNY AMENDOLA | ST. LOUIS | 2,364 |
| 2. Arian Foster | Houston | 2,221 |
| 3. Darren Sproles | San Diego | 2,210 |
| 4. Jamaal Charles | Kansas City | 1,935 |
| 5. Stefan Logan | Detroit | 1,909 |

- Finished 3rd in the NFL with 29 receptions on 3rd down in 2010:

NFL RECEPTION LEADERS ON THIRD DOWN (2010)

| PLAYER | TEAM | REC | YDS | AVG |
|--------------------------|-----------|-----|-----|------|
| 1. Roddy White | Atlanta | 36 | 497 | 13.8 |
| 2. Stevie Johnson | Buffalo | 30 | 433 | 14.4 |
| 3. DANNY AMENDOLA | ST. LOUIS | 29 | 298 | 10.3 |
| 4. Davone Bess | Miami | 28 | 299 | 10.7 |
| Kellen Winslow | Tampa Bay | 28 | 313 | 11.2 |
| Jason Witten | Dallas | 28 | 258 | 9.2 |

- Led the NFL and set Rams franchise records in kickoff returns (66), kickoff return yards (1,618) and total return yards (1,978) in 2009:

NFL KICKOFF RETURN LEADERS (2009)

| PLAYER | TEAM | KR | YDS | AVG |
|--------------------------|------|----|-------|------|
| 1. DANNY AMENDOLA | STL | 66 | 1,618 | 24.5 |
| 2. Josh Cribbs | Cle. | 56 | 1,542 | 27.5 |
| 3. Stefan Logan | Pit. | 55 | 1,466 | 26.7 |
| 4. Darren Sproles | SD | 54 | 1,300 | 24.1 |
| 5. Ted Ginn Jr. | Mia. | 52 | 1,296 | 24.9 |

RAMS SINGLE-SEASON KICKOFF RETURN LEADERS

| PLAYER | YEAR | KR | YDS | AVG |
|--------------------------|------|----|-------|------|
| 1. DANNY AMENDOLA | 2009 | 66 | 1,618 | 24.5 |
| 2. Tony Horne | 2000 | 57 | 1,379 | 24.2 |
| 3. Tony Horne | 1998 | 56 | 1,306 | 23.3 |
| 4. Arlen Harris | 2003 | 51 | 1,175 | 23.0 |
| 5. Drew Hill | 1981 | 60 | 1,170 | 19.5 |

2018 (MIAMI):

- Started 11 games.
- Inactive for 1 game.
- 48 receptions for 469 yards (9.8 avg.) and 1 TD; 1-of-1 passing for 28 yards (28.0 avg.) and 1 TD; 2 punt returns for 14 yards (7.0 avg.).

VS. DETROIT (10/21): 6 receptions for 84 yards (14.0 avg.) and 1 TD.

- Caught a 24-yard TD pass from QB Brock Osweiler with 6:00 remaining in the game.

AT HOUSTON (10/25): 5 receptions for 43 yards (8.6 avg.); Completed 1-of-1 passes for 28 yards (28.0 avg.) and 1 TD.

- Threw a 28-yard TD pass to RB Kenyan Drake in the 3rd quarter. It was his 1st career passing TD.

- Became the 3rd Dolphins WR to throw for a touchdown (Mark Clayton, 1983 and Albert Wilson, 2018).

AT GREEN BAY (11/11): 7 receptions for 72 yards (10.3 avg.).

2017 (NEW ENGLAND):

- Played in 15 games with 8 starts.
- Inactive for 1 game.
- 61 receptions for 659 yards (10.8 avg.) and 2 TDs.
- 1 kickoff return for 16 yards.
- 27 punt returns for 231 yards (8.6 avg.).
- His 348 receiving yards in the playoffs set a Patriots franchise record and were 10th all-time in NFL history.

VS. KANSAS CITY (9/7): 6 receptions for 100 yards (16.7 avg.).

- It was the 8th 100-yard performance of his career.

VS. CAROLINA (10/1): 6 receptions for 42 yards (7.0 avg.) and 1 TD.

- Caught a 1-yard TD pass from QB Tom Brady with 3:09 remaining to tie the game.

AT OAKLAND (11/19): 8 receptions for 66 yards (8.3 avg.) and 1 TD.

- Hauled in a 5-yard TD pass from Brady to give the team a 14-0 lead in the 2nd quarter.

POSTSEASON:

AFC DIVISIONAL VS. TENNESSEE (1/13): 11 receptions for 112 yards (10.2 avg.).

- It was his 1st 100-yard playoff effort.
- His 11 receptions are tied for 2nd-most in a playoff game in Patriots history.

AFC CHAMPIONSHIP VS. JACKSONVILLE (1/21): 7 receptions for 84 yards (12.0 avg.) and 2 TDs.

- Caught 2 TD passes in the 4th quarter to lead the Patriots to a come-from-behind victory.
- His 1st TD came on a 9-yard pass from Brady with 8:44 left to make it a 1-score game.
- Reeled in a 4-yard TD pass from Brady with 2:48 left to give New England the game-winning score.

SUPER BOWL LII VS. PHILADELPHIA (2/4): 8 receptions for 152 yards (19.0 avg.).

- His 152 receiving yards are tied for 5th-most in Super Bowl history, 3rd-most in a postseason game in Patriots history and set a Super Bowl team record.

2016 (NEW ENGLAND):

- Played in 12 games with 4 starts.
- Inactive for 4 games.
- 23 receptions for 243 yards (10.6 avg.) and 4 TDs.
- 5 kickoff returns for 129 yards (25.8 avg.).
- 18 punt returns for 121 yards (6.7 avg.).

VS. MIAMI (9/18): 4 receptions for 48 yards (12.0 avg.) and 2 TDs.

- Caught 2 TD passes in the 1st half to give New England an early lead.
- Reeled in a 12-yard TD pass from QB Jimmy Garoppolo on the team's opening drive.
- Scored on a 10-yard catch from Garoppolo in the 2nd quarter.

AT BUFFALO (10/30): 3 receptions for 29 yards (9.7 avg.) and 1 TD.

- Caught a 9-yard TD pass from QB Tom Brady to give his team a 1st-quarter lead.

AT SAN FRANCISCO (11/20): 2 receptions for 2 yards (1.0 avg.) and 1 TD.

- Hauled in a 5-yard TD pass from Brady in the 4th quarter.

POSTSEASON:

AFC DIVISIONAL VS. HOUSTON (1/14): Played but did not record any stats.

AFC CHAMPIONSHIP VS. PITTSBURGH (1/22): 2 receptions for 12 yards (6.0 avg.).

SUPER BOWL LI VS. ATLANTA (2/5): 8 receptions for 78 yards (9.8 avg.) and 1 TD.

- Won his 2nd Super Bowl with the Patriots.
- Caught a 6-yard TD pass from Brady with 5:58 remaining to make it a 1-score game.
- Caught a 2-point conversion with 57 seconds left to tie the game and send it to overtime.

2015 (NEW ENGLAND):

- Played in 14 games with 7 starts.
- Inactive for 2 games.
- 65 receptions for 648 yards (10.0 avg.) and 3 TDs.
- 8 kickoff returns for 172 yards (21.5 avg.).
- 23 punt returns for 276 yards (12.0 avg.).

VS. JACKSONVILLE (9/27): 5 receptions for 39 yards (7.8 avg.) and 1 TD.

- His 1-yard TD reception in the 2nd quarter was the 400th career TD pass for QB Tom Brady.

VS. N.Y. JETS (10/25): 8 receptions for 86 yards (10.8 avg.) and 1 TD.

- Caught an 8-yard TD pass from Brady with 7:16 remaining to give his team the lead.

VS. BUFFALO (11/23): 9 receptions for 117 yards (13.0 avg.).

POSTSEASON:

AFC DIVISIONAL VS. KANSAS CITY (1/16): 2 receptions for 18 yards (9.0 avg.).

AFC CHAMPIONSHIP AT DENVER (1/24): 5 receptions for 39 yards (7.8 avg.).

2014 (NEW ENGLAND):

- Played in all 16 games with 4 starts.
- 27 receptions for 200 yards (7.4 avg.) and 1 TD.
- 20 kickoff returns for 482 yards (24.1 avg.).
- 16 punt returns for 132 yards (8.3 avg.).

VS. N.Y. JETS (10/16): 1 reception for 19 yards and 1 TD.

- Caught a 19-yard TD pass from QB Tom Brady in the 4th quarter.

AT N.Y. JETS (12/21): 8 receptions for 63 yards (7.9 avg.).

VS. BUFFALO (12/28): 4 receptions for 24 yards (6.0 avg.).

POSTSEASON:

AFC DIVISIONAL VS. BALTIMORE (1/10): 5 receptions for 81 yards (16.2 avg.) and 2 TDs.

- Caught 2 TD passes, both to tie the score.

• Hauled in his first TD on a 15-yard pass from Brady in the 2nd quarter.

- Scored again on a 51-yard pass from Brady in the 3rd quarter.

AFC CHAMPIONSHIP VS. INDIANAPOLIS (1/18): 1 reception for 8 yards.

SUPER BOWL XLIX VS. SEATTLE (2/1): 5 receptions for 48 yards (9.6 avg.) and 1 TD.

- Won his 1st Super Bowl.
- Caught a 4-yard TD pass from Brady with 7:55 to go and made it a 1-score game.

2013 (NEW ENGLAND):

- Played in 12 games with 6 starts.
- Inactive for 4 games.
- 54 receptions for 633 yards (11.7 avg.) and 2 TDs.

AT BUFFALO (9/8): 10 receptions for 104 yards (10.4 avg.).

- Made his Patriots debut.

VS. CLEVELAND (12/8): 4 receptions for 36 yards (9.0 avg.) and 1 TD.

- Caught a 1-yard TD pass from QB Tom Brady with 31 seconds left to win the game.

AT MIAMI (12/15): 10 receptions for 131 yards (13.1 avg.).

POSTSEASON:

AFC DIVISIONAL VS. INDIANAPOLIS (1/11): 3 receptions for 77 yards (25.7 avg.).

AFC CHAMPIONSHIP AT DENVER (1/19): Played but did not record any stats.

2012 (ST. LOUIS):

- Played in 11 games with 8 starts.
- Inactive for 5 games.
- 63 receptions for 666 yards (10.6 avg.) and 3 TDs.
- 2 kickoff returns for 16 yards (8.0 avg.).
- 17 punt returns for 122 yards (7.2 avg.).

VS. WASHINGTON (9/16): 15 receptions for 160 yards (10.7 avg.) and 1 TD.

- Tied an NFL record with 12 first-half receptions.
- His 15 receptions tied the Rams' single-game receptions franchise record.

VS. SEATTLE (9/30): 6 receptions for 55 yards (9.2 avg.) and 1 TD.

- Caught a 2-yard TD pass from P Johnny Hekker on a fake field goal.

AT SAN FRANCISCO (11/11): 11 receptions for 102 yards (9.3 avg.).

2011 (ST. LOUIS):

- Started 1 game.
- Inactive for 3 games.
- Missed the rest of the season after being placed on injured reserve on Oct. 10.
- 5 receptions for 45 yards (9.0 avg.).

VS. PHILADELPHIA (9/11): 5 receptions for 45 yards (9.0 avg.).

2010 (ST. LOUIS):

- Played in all 16 games with 6 starts.
- 85 receptions for 689 yards (8.1 avg.) and 3 TDs.
- 50 kickoff returns for 1,142 yards (22.8 avg.).
- 40 punt returns for 452 yards (11.3 avg.).
- Led the NFL in all-purpose yards (2,364).

- Was 3rd in the NFL with 29 receptions on 3rd down.

AT DETROIT (10/10): 12 receptions for 95 yards (7.9 avg.).

VS. CAROLINA (10/31): 6 receptions for 28 yards (4.7 avg.) and 1 TD.

- Caught a 2-yard TD pass from QB Sam Bradford in the 2nd quarter.

AT SAN FRANCISCO (11/14): 7 receptions for 51 yards (7.3 avg.) and 1 TD.

- Caught a 5-yard TD pass from Bradford in the 2nd quarter.

2009 (ST. LOUIS/PHILADELPHIA):

- Played in 14 games with 2 starts.
- Signed by St. Louis from Philadelphia's practice squad on Sept. 22, 2009.
- Spent 2 weeks on Philadelphia's practice squad.
- Spent the entire offseason and training camp with Philadelphia.
- 43 receptions for 326 yards (7.6 avg.) and 1 TD.
- 66 kickoff returns for 1,618 yards (24.5 avg.).
- 31 punt returns for 360 yards (11.6 avg.).
- Led the NFL and set Rams franchise records in kickoff returns (66), kickoff return yards (1,618) and total return yards (1,978).

VS. GREEN BAY (9/27): Played but did not record any stats.

- Made his NFL debut.

VS. SEATTLE (11/29): 7 receptions for 55 yards (7.9 avg.).

- Made his 1st NFL start.

VS. HOUSTON (12/20): 2 receptions for 7 yards (3.5 avg.) and 1 TD.

- Caught a 2-yard TD pass from QB Keith Null for his 1st career score.

2008 (PHILADELPHIA/DALLAS):

- Spent 1 playoff week on Philadelphia's practice squad.
- Was on Dallas' practice squad for the remainder of the season.
- Also spent the offseason and training camp with Dallas.

BEFORE THE NFL

COLLEGE (TEXAS TECH):

- 4-year letterman (2004-07) and 3-year starter.

CAREER: Played in all 50 games with 33 starts; 204 receptions for 2,246 yards (11.0 avg.) and 15 TDs; 7 carries for 20 yards (2.9 avg.); 17 kickoff returns for 290 yards (17.1 avg.); 116 punt returns for 1,283 yards (11.1 avg.) and 1 TD.

- Finished his career 5th in school history with 204 receptions and 8th with 2,246 receiving yards.
- His 3,839 career all-purpose yards were 7th in school history.

- His 1,283 career punt return yards were 3rd in school history.

SENIOR (2007): Started all 13 games; 109 receptions for 1,245 yards (11.4 avg.) and 6 TDs; 14 punt returns for 222 yards (15.9 avg.).

- His 109 receptions were 2nd and his 1,245 receiving yards were 4th in school history.
- Joined WR Michael Crabtree (134) to set an FBS record for most passes caught by two players on the same team (243) in the same season.
- 2nd-team All-Big 12.

JUNIOR (2006): Played in all 13 games with 11 starts; 48 receptions for 487 yards (10.1 avg.) and 5 TDs; 3 carries for 12 yards (4.0 avg.); 41 punt returns for 377 yards (9.2 avg.).

- His 9.2 yards per punt return average was 6th in the Big 12.
- Honorable mention All-Big 12.

SOPHOMORE (2005): Played in all 12 games with 8 starts; 34 receptions for 395 yards (11.6 avg.) and 3 TDs; 2 carries for -1 yard (-0.5 avg.); 9 kickoff returns for 141 yards (15.7 avg.); 32 punt returns for 313 yards (9.8 avg.).

- Honorable mention All-Big 12.

TRUE FRESHMAN (2004): Played in all 12 games with 1 start; 13 receptions for 119 yards (9.2 avg.) and 1 TD; 2 carries for 9 yards (4.5 avg.); 8 kickoff returns for 149 yards (18.6 avg.); 29 punt returns for 371 yards (12.8 avg.) and 1 TD.

- 1st-team All-Big 12 as a return specialist.
- Only true freshman to play for the team that season.

HIGH SCHOOL (THE WOODLANDS HS – THE WOODLANDS, TEXAS)

- Played wide receiver and safety.
- Also earned all-state honors as a second baseman on the baseball team.

SENIOR (2003): 60 receptions for 864 yards (14.4 avg.) and 9 TDs.

- 1st-team all-state.

OFF THE FIELD

COMMUNITY:

- Started the Danny Amendola Catches for Kids Foundation to provide opportunities, support and resources to children and families in need.
- Following the 2013 Boston Marathon bombing, he donated \$100 for every catch to a victim recovery fund.

PERSONAL:

- Brother, Matt, played safety at Baylor in the early 2000s.
- **PRONUNCIATION:** Last name is pronounced am-men-DOLE-uh.

DANNY AMENDOLA'S NFL REGULAR SEASON STATS

| YEAR | TEAM | GP | GS | RECEIVING | | | | | RUSHING | | | | |
|-------------------|-------------|------------|-----------|------------|-------------|------------|-----------|-----------|-----------|-----------|------------|-----------|----------|
| | | | | REC | YDS | AVG | LG | TD | ATT | YDS | AVG | LG | TD |
| 2009 | ST. LOUIS | 14 | 2 | 43 | 326 | 7.6 | 25 | 1 | 3 | -2 | -0.7 | 8 | 0 |
| 2010 | ST. LOUIS | 16 | 6 | 85 | 689 | 8.1 | 36 | 3 | 7 | 81 | 11.6 | 30 | 0 |
| 2011 | ST. LOUIS | 1 | 1 | 5 | 45 | 9.0 | 18 | 0 | 0 | 0 | 0.0 | 0 | 0 |
| 2012 | ST. LOUIS | 11 | 8 | 63 | 666 | 10.6 | 56 | 3 | 2 | 8 | 4.0 | 6 | 0 |
| 2013 | NEW ENGLAND | 12 | 6 | 54 | 633 | 11.7 | 57 | 2 | 1 | 1 | 1.0 | 1 | 0 |
| 2014 | NEW ENGLAND | 16 | 4 | 27 | 200 | 7.4 | 21 | 1 | 0 | 0 | 0.0 | 0 | 0 |
| 2015 | NEW ENGLAND | 14 | 7 | 65 | 648 | 10.0 | 41 | 3 | 2 | 11 | 5.5 | 8 | 0 |
| 2016 | NEW ENGLAND | 12 | 4 | 23 | 243 | 10.6 | 32 | 4 | 0 | 0 | 0.0 | 0 | 0 |
| 2017 | NEW ENGLAND | 15 | 8 | 61 | 659 | 10.8 | 27 | 2 | 0 | 0 | 0.0 | 0 | 0 |
| 2018 | MIAMI | 11 | 11 | 48 | 469 | 9.8 | 39 | 1 | 0 | 0 | 0.0 | 0 | 0 |
| NFL TOTALS | | 122 | 57 | 474 | 4578 | 9.7 | 57 | 20 | 15 | 99 | 6.6 | 30 | 0 |

DANNY AMENDOLA'S NFL REGULAR SEASON RETURNING STATS

| YEAR | TEAM | KICKOFF RETURN | | | | | PUNT RETURN | | | | | |
|-------------------|-------------|----------------|-------------|-------------|-----------|----------|-------------|-----------|-------------|------------|-----------|----------|
| | | KR | YDS | AVG | LG | TD | PR | FC | YDS | AVG | LG | TD |
| 2009 | ST. LOUIS | 66 | 1618 | 24.5 | 58 | 0 | 31 | 11 | 360 | 11.6 | 56 | 0 |
| 2010 | ST. LOUIS | 50 | 1142 | 22.8 | 84 | 0 | 40 | 18 | 452 | 11.3 | 42 | 0 |
| 2011 | ST. LOUIS | 0 | 0 | 0.0 | - | 0 | 1 | 0 | 0 | 0.0 | 0 | 0 |
| 2012 | ST. LOUIS | 2 | 16 | 8.0 | 12 | 0 | 17 | 10 | 122 | 7.2 | 22 | 0 |
| 2013 | NEW ENGLAND | 0 | 0 | 0.0 | - | 0 | 1 | 0 | 13 | 13.0 | 13 | 0 |
| 2014 | NEW ENGLAND | 20 | 482 | 24.1 | 81 | 0 | 16 | 5 | 132 | 8.3 | 39 | 0 |
| 2015 | NEW ENGLAND | 8 | 172 | 21.5 | 29 | 0 | 23 | 12 | 276 | 12.0 | 82 | 0 |
| 2016 | NEW ENGLAND | 5 | 129 | 25.8 | 73 | 0 | 18 | 7 | 121 | 6.7 | 30 | 0 |
| 2017 | NEW ENGLAND | 1 | 16 | 16.0 | 16 | 0 | 27 | 18 | 231 | 8.6 | 40 | 0 |
| 2018 | MIAMI | 0 | 0 | 0.0 | - | 0 | 2 | 5 | 14 | 7.0 | 12 | 0 |
| NFL TOTALS | | 152 | 3575 | 23.5 | 84 | 0 | 176 | 86 | 1721 | 9.8 | 82 | 0 |

DANNY AMENDOLA'S NFL PLAYOFF STATS

| YEAR | TEAM | GP | GS | RECEIVING | | | | | RUSHING | | | | |
|-----------------------|-------------|-----------|----------|-----------|------------|-------------|-----------|----------|----------|-----------|------------|-----------|----------|
| | | | | REC | YDS | AVG | LG | TD | ATT | YDS | AVG | LG | TD |
| 2013 | NEW ENGLAND | 2 | 1 | 3 | 77 | 25.7 | 53 | 0 | 0 | 0 | 0.0 | 0 | 0 |
| 2014 | NEW ENGLAND | 3 | 1 | 11 | 137 | 12.5 | 51+ | 3 | 1 | -2 | -2.0 | -2 | 0 |
| 2015 | NEW ENGLAND | 2 | 2 | 7 | 57 | 8.1 | 16 | 0 | 0 | 0 | 0.0 | 0 | 0 |
| 2016 | NEW ENGLAND | 3 | 0 | 10 | 90 | 9.0 | 20 | 1 | 1 | 15 | 15.0 | 15 | 0 |
| 2017 | NEW ENGLAND | 3 | 2 | 26 | 348 | 13.4 | 50 | 2 | 1 | 3 | 3.0 | 3 | 0 |
| PLAYOFF TOTALS | | 13 | 6 | 57 | 709 | 12.4 | 53 | 6 | 3 | 16 | 5.3 | 15 | 0 |

DANNY AMENDOLA'S NFL PLAYOFF RETURNING STATS

| YEAR | TEAM | KICKOFF RETURN | | | | | PUNT RETURN | | | | | |
|-------------------|-------------|----------------|------------|-------------|-----------|----------|-------------|-----------|------------|-------------|-----------|----------|
| | | KR | YDS | AVG | LG | TD | PR | FC | YDS | AVG | LG | TD |
| 2014 | NEW ENGLAND | 9 | 213 | 23.7 | 30 | 0 | 0 | 2 | 0 | 0.0 | - | 0 |
| 2015 | NEW ENGLAND | 0 | 0 | 0.0 | - | 0 | 4 | 4 | 54 | 13.5 | 28 | 0 |
| 2017 | NEW ENGLAND | 0 | 0 | 0.0 | - | 0 | 5 | 9 | 52 | 10.4 | 20 | 0 |
| NFL TOTALS | | 9 | 213 | 23.7 | 30 | 0 | 9 | 15 | 106 | 11.8 | 28 | 0 |

ADDITIONAL STATS

Passing: (New England) 1-of-1 (100.0 pct.) for 36 yards in 2015, (Miami) 1-of-1 (100.0 pct.) for 28 yards and 1 TD in 2018 for total of 2-of-2 (100.0 pct.) for 64 yards and 1 TD.

Miscellaneous Tackles: (St. Louis) 3 in 2009, 1 in 2010, 1 in 2012, (New England) 1 in 2016, 2 in 2017, (Miami) 1 in 2018 for total of 9.

SINGLE-GAME CAREER HIGHS

| | | |
|--------------------------------|-----|---|
| Receptions: | 15 | vs. Washington, 9/16/12 |
| Receiving Yards: | 160 | vs. Washington, 9/16/12 |
| Longest Reception: | 57 | vs. Pittsburgh, 11/3/13 |
| Receiving TDs: | 2 | 3 times, last: vs. Jacksonville, 1/21/18* |
| Punt Returns: | 5 | twice, last: vs. San Francisco, 1/3/10 |
| Punt Return Yards: | 84 | at N.Y. Giants, 11/15/15 |
| Longest Punt Return: | 82 | at N.Y. Giants, 11/15/15 |
| Kickoff Returns: | 9 | at Tennessee, 12/13/09 |
| Kickoff Return Yards: | 217 | at Tennessee, 12/13/09 |
| Longest Kickoff Return: | 84 | vs. San Francisco, 12/26/10 |

* AFC Divisional game

100-YARD RECEIVING GAMES (10)

| DATE | OPPONENT | REC | YDS | AVG | LG | TD |
|----------|--------------------|-----|-----|------|----|----|
| 9/16/12 | WASHINGTON | 15 | 160 | 10.7 | 56 | 1 |
| 11/11/12 | at San Francisco | 11 | 102 | 9.3 | 16 | 0 |
| 9/8/13 | at Buffalo | 10 | 104 | 10.4 | 24 | 0 |
| 11/3/13 | PITTSBURGH | 4 | 122 | 30.5 | 57 | 1 |
| 12/15/13 | at Miami | 10 | 131 | 13.1 | 30 | 0 |
| 10/18/15 | at Indianapolis | 7 | 105 | 15.0 | 35 | 0 |
| 11/23/15 | BUFFALO | 9 | 117 | 13.0 | 41 | 0 |
| 9/7/17 | KANSAS CITY | 6 | 100 | 16.7 | 27 | 0 |
| 1/13/18 | TENNESSEE* | 11 | 112 | 10.5 | 25 | 0 |
| 2/4/18 | vs. Philadelphia** | 8 | 152 | 19.0 | 50 | 0 |

* AFC Divisional game

** Super Bowl XLIII

2009 GAME-BY-GAME STATS (ST. LOUIS)

| DATE | OPPONENT | P/S | REC | YDS | AVG | LG | TD |
|--------------------|------------------|-------------|---------------|------------|------------|-----------|----------|
| 09/13 | at Seattle | | NOT ON ROSTER | | | | |
| 09/20 | at Washington | | NOT ON ROSTER | | | | |
| 09/27 | GREEN BAY | 1/0 | 0 | 0 | 0.0 | - | 0 |
| 10/04 | at San Francisco | 1/0 | 1 | 8 | 8.0 | 8 | 0 |
| 10/11 | MINNESOTA | 1/0 | 5 | 43 | 8.6 | 14 | 0 |
| 10/18 | at Jacksonville | 1/0 | 3 | 25 | 8.3 | 13 | 0 |
| 10/25 | INDIANAPOLIS | 1/0 | 5 | 39 | 7.8 | 14 | 0 |
| 11/01 | at Detroit | 1/0 | 1 | 13 | 13.0 | 13 | 0 |
| 11/15 | NEW ORLEANS | 1/0 | 0 | 0 | 0.0 | - | 0 |
| 11/22 | ARIZONA | 1/0 | 4 | 61 | 15.3 | 25 | 0 |
| 11/29 | SEATTLE | 1/1 | 7 | 55 | 7.9 | 11 | 0 |
| 12/06 | at Chicago | 1/0 | 1 | 0 | 0.0 | 0 | 0 |
| 12/13 | at Tennessee | 1/0 | 5 | 19 | 3.8 | 8 | 0 |
| 12/20 | HOUSTON | 1/0 | 2 | 7 | 3.5 | 5 | 1 |
| 12/27 | at Arizona | 1/0 | 6 | 38 | 6.3 | 12 | 0 |
| 01/03 | SAN FRANCISCO | 1/1 | 3 | 18 | 6.0 | 9 | 0 |
| 2009 TOTALS | | 14/2 | 43 | 326 | 7.6 | 25 | 1 |

2010 GAME-BY-GAME STATS (ST. LOUIS)

| DATE | OPPONENT | P/S | REC | YDS | AVG | LG | TD |
|--------------------|------------------|-------------|-----------|------------|------------|-----------|----------|
| 09/12 | ARIZONA | 1/1 | 6 | 67 | 11.2 | 36 | 0 |
| 09/19 | at Oakland | 1/1 | 4 | 39 | 9.8 | 16 | 0 |
| 09/26 | WASHINGTON | 1/0 | 6 | 56 | 9.3 | 18 | 0 |
| 10/03 | SEATTLE | 1/0 | 5 | 46 | 9.2 | 14 | 0 |
| 10/10 | at Detroit | 1/1 | 12 | 95 | 7.9 | 18 | 0 |
| 10/17 | SAN DIEGO | 1/0 | 3 | 19 | 6.3 | 11 | 0 |
| 10/24 | at Tampa Bay | 1/0 | 3 | 29 | 9.7 | 18 | 1 |
| 10/31 | CAROLINA | 1/0 | 6 | 28 | 4.7 | 9 | 1 |
| 11/14 | at San Francisco | 1/1 | 7 | 51 | 7.3 | 25 | 1 |
| 11/21 | ATLANTA | 1/1 | 8 | 63 | 7.9 | 18 | 0 |
| 11/28 | at Denver | 1/0 | 4 | 41 | 10.3 | 17 | 0 |
| 12/05 | at Arizona | 1/0 | 1 | 17 | 17.0 | 17 | 0 |
| 12/12 | at New Orleans | 1/0 | 3 | 16 | 5.3 | 10 | 0 |
| 12/19 | KANSAS CITY | 1/0 | 7 | 60 | 8.6 | 16 | 0 |
| 12/26 | SAN FRANCISCO | 1/1 | 8 | 53 | 6.6 | 10 | 0 |
| 01/02 | at Seattle | 1/0 | 2 | 9 | 4.5 | 6 | 0 |
| 2010 TOTALS | | 16/6 | 85 | 689 | 8.1 | 36 | 3 |

2011 GAME-BY-GAME STATS (ST. LOUIS)

| DATE | OPPONENT | P/S | REC | YDS | AVG | LG | TD |
|--------------------|------------------|------------|-----------------|-----------|------------|-----------|----------|
| 09/11 | PHILADELPHIA | 1/1 | 5 | 45 | 9.0 | 18 | 0 |
| 09/19 | at N.Y. Giants | | INACTIVE | | | | |
| 09/25 | BALTIMORE | | INACTIVE | | | | |
| 10/02 | WASHINGTON | | INACTIVE | | | | |
| 10/16 | at Green Bay | | INJURED RESERVE | | | | |
| 10/23 | at Dallas | | INJURED RESERVE | | | | |
| 10/30 | NEW ORLEANS | | INJURED RESERVE | | | | |
| 11/06 | at Arizona | | INJURED RESERVE | | | | |
| 11/13 | at Cleveland | | INJURED RESERVE | | | | |
| 11/20 | SEATTLE | | INJURED RESERVE | | | | |
| 11/27 | ARIZONA | | INJURED RESERVE | | | | |
| 12/04 | at San Francisco | | INJURED RESERVE | | | | |
| 12/12 | at Seattle | | INJURED RESERVE | | | | |
| 12/18 | CINCINNATI | | INJURED RESERVE | | | | |
| 12/24 | at Pittsburgh | | INJURED RESERVE | | | | |
| 01/01 | SAN FRANCISCO | | INJURED RESERVE | | | | |
| 2011 TOTALS | | 1/1 | 5 | 45 | 9.0 | 18 | 0 |

2012 GAME-BY-GAME STATS (ST. LOUIS)

| DATE | OPPONENT | P/S | REC | YDS | AVG | LG | TD |
|--------------------|------------------|-------------|-----------|------------|-------------|-----------|----------|
| 09/09 | at Detroit | 1/1 | 5 | 70 | 14.0 | 17 | 0 |
| 09/16 | WASHINGTON | 1/1 | 15 | 160 | 10.7 | 56 | 1 |
| 09/23 | at Chicago | 1/1 | 5 | 66 | 13.2 | 30 | 0 |
| 09/30 | SEATTLE | 1/1 | 6 | 55 | 9.2 | 15 | 1 |
| 10/04 | ARIZONA | 1/0 | 1 | 44 | 44.0 | 44 | 0 |
| 10/14 | at Miami | | INACTIVE | | | | |
| 10/21 | GREEN BAY | | INACTIVE | | | | |
| 10/28 | NEW ENGLAND | | INACTIVE | | | | |
| 11/11 | at San Francisco | 1/1 | 11 | 102 | 9.3 | 16 | 0 |
| 11/18 | N.Y. JETS | 1/1 | 7 | 41 | 5.9 | 10 | 0 |
| 11/25 | at Arizona | 1/0 | 1 | 38 | 38.0 | 38 | 0 |
| 12/02 | SAN FRANCISCO | | INACTIVE | | | | |
| 12/09 | at Buffalo | | INACTIVE | | | | |
| 12/16 | MINNESOTA | 1/1 | 6 | 58 | 9.7 | 26 | 1 |
| 12/23 | at Tampa Bay | 1/1 | 2 | 5 | 2.5 | 8 | 0 |
| 12/30 | at Seattle | 1/0 | 4 | 27 | 6.8 | 9 | 0 |
| 2012 TOTALS | | 11/8 | 63 | 666 | 10.6 | 56 | 3 |

2013 GAME-BY-GAME STATS (NEW ENGLAND)

| DATE | OPPONENT | P/S | REC | YDS | AVG | LG | TD |
|--------------------|---------------|-------------|-----------|------------|-------------|-----------|----------|
| 09/08 | at Buffalo | 1/1 | 10 | 104 | 10.4 | 24 | 0 |
| 09/12 | N.Y. JETS | | INACTIVE | | | | |
| 09/22 | TAMPA BAY | | INACTIVE | | | | |
| 09/29 | at Atlanta | | INACTIVE | | | | |
| 10/06 | at Cincinnati | 1/0 | 4 | 55 | 13.8 | 21 | 0 |
| 10/13 | NEW ORLEANS | 1/1 | 2 | 0 | 0.0 | 1 | 0 |
| 10/20 | at N.Y. Jets | | INACTIVE | | | | |
| 10/27 | MIAMI | 1/1 | 3 | 15 | 5.0 | 8 | 0 |
| 11/03 | PITTSBURGH | 1/1 | 4 | 122 | 30.5 | 57 | 1 |
| 11/18 | at Carolina | 1/1 | 6 | 45 | 7.5 | 13 | 0 |
| 11/24 | DENVER | 1/0 | 3 | 17 | 5.7 | 8 | 0 |
| 12/01 | at Houston | 1/0 | 5 | 54 | 10.8 | 17 | 0 |
| 12/08 | CLEVELAND | 1/0 | 4 | 36 | 9.0 | 13 | 1 |
| 12/15 | at Miami | 1/1 | 10 | 131 | 13.1 | 30 | 0 |
| 12/22 | at Baltimore | 1/0 | 2 | 45 | 22.5 | 34 | 0 |
| 12/29 | BUFFALO | 1/0 | 1 | 9 | 9.0 | 9 | 0 |
| 2013 TOTALS | | 12/6 | 54 | 633 | 11.7 | 57 | 2 |

| DATE | OPPONENT | P/S | REC | YDS | AVG | LG | TD |
|-----------------------|---------------|------------|----------|-----------|-------------|-----------|----------|
| 01/11 | INDIANAPOLIS* | 1/0 | 3 | 77 | 25.7 | 53 | 0 |
| 01/19 | at Denver** | 1/1 | 0 | 0 | 0.0 | - | 0 |
| PLAYOFF TOTALS | | 2/1 | 3 | 77 | 25.7 | 53 | 0 |

* AFC Divisional game

** AFC Championship

2014 GAME-BY-GAME STATS (NEW ENGLAND)

| DATE | OPPONENT | P/S | REC | YDS | AVG | LG | TD |
|--------------------|-----------------|-------------|-----------|------------|------------|-----------|----------|
| 09/07 | at Miami | 1/0 | 3 | 16 | 5.3 | 8 | 0 |
| 09/14 | at Minnesota | 1/0 | 0 | 0 | 0.0 | - | 0 |
| 09/21 | OAKLAND | 1/0 | 0 | 0 | 0.0 | - | 0 |
| 09/29 | at Kansas City | 1/1 | 0 | 0 | 0.0 | - | 0 |
| 10/05 | CINCINNATI | 1/0 | 1 | 7 | 7.0 | 7 | 0 |
| 10/12 | at Buffalo | 1/0 | 0 | 0 | 0.0 | - | 0 |
| 10/16 | N.Y. JETS | 1/0 | 1 | 19 | 19.0 | 19t | 1 |
| 10/26 | CHICAGO | 1/1 | 2 | 5 | 2.5 | 6 | 0 |
| 11/02 | DENVER | 1/0 | 2 | 35 | 17.5 | 21 | 0 |
| 11/16 | at Indianapolis | 1/0 | 2 | 13 | 6.5 | 9 | 0 |
| 11/23 | DETROIT | 1/0 | 0 | 0 | 0.0 | - | 0 |
| 11/30 | at Green Bay | 1/0 | 0 | 0 | 0.0 | - | 0 |
| 12/07 | at San Diego | 1/0 | 3 | 7 | 2.3 | 5 | 0 |
| 12/14 | MIAMI | 1/0 | 1 | 11 | 11.0 | 11 | 0 |
| 12/21 | at N.Y. Jets | 1/1 | 8 | 63 | 7.9 | 12 | 0 |
| 12/28 | BUFFALO | 1/1 | 4 | 24 | 6.0 | 12 | 0 |
| 2014 TOTALS | | 16/4 | 27 | 200 | 7.4 | 21 | 1 |

| DATE | OPPONENT | P/S | REC | YDS | AVG | LG | TD |
|-----------------------|----------------|------------|-----------|------------|-------------|------------|----------|
| 01/10 | BALTIMORE* | 1/1 | 5 | 81 | 16.2 | 51t | 2 |
| 01/18 | INDIANAPOLIS** | 1/0 | 1 | 8 | 8.0 | 8 | 0 |
| 02/01 | vs. Seattle*** | 1/0 | 5 | 48 | 9.6 | 17 | 1 |
| PLAYOFF TOTALS | | 3/1 | 11 | 137 | 12.5 | 51t | 3 |

* AFC Divisional game

** AFC Championship

*** Super Bowl XLIX

2015 GAME-BY-GAME STATS (NEW ENGLAND)

| DATE | OPPONENT | P/S | REC | YDS | AVG | LG | TD |
|--------------------|-----------------|-------------|-----------|------------|-------------|-----------|----------|
| 09/10 | PITTSBURGH | 1/1 | 2 | 24 | 12.0 | 18 | 0 |
| 09/20 | at Buffalo | 1/1 | 1 | 29 | 29.0 | 29 | 0 |
| 09/27 | JACKSONVILLE | 1/1 | 5 | 39 | 7.8 | 12 | 1 |
| 10/11 | at Dallas | 1/0 | 2 | 6 | 3.0 | 4 | 0 |
| 10/18 | at Indianapolis | 1/0 | 7 | 105 | 15.0 | 35 | 0 |
| 10/25 | N.Y. JETS | 1/1 | 8 | 86 | 10.8 | 23 | 1 |
| 10/29 | MIAMI | 1/1 | 1 | 11 | 11.0 | 11 | 0 |
| 11/08 | WASHINGTON | 1/1 | 4 | 24 | 6.0 | 11 | 0 |
| 11/15 | at N.Y. Giants | 1/0 | 10 | 79 | 7.9 | 12 | 0 |
| 11/23 | BUFFALO | 1/1 | 9 | 117 | 13.0 | 41 | 0 |
| 11/29 | at Denver | | | | | | INACTIVE |
| 12/06 | PHILADELPHIA | 1/0 | 7 | 62 | 8.9 | 14 | 1 |
| 12/13 | at Houston | 1/0 | 6 | 46 | 7.7 | 10 | 0 |
| 12/20 | TENNESSEE | 1/0 | 1 | 3 | 3.0 | 3 | 0 |
| 12/27 | at N.Y. Jets | | | | | | INACTIVE |
| 01/03 | at Miami | 1/0 | 2 | 17 | 8.5 | 9 | 0 |
| 2015 TOTALS | | 14/7 | 65 | 648 | 10.0 | 41 | 3 |

| DATE | OPPONENT | P/S | REC | YDS | AVG | LG | TD |
|-----------------------|--------------|------------|----------|-----------|------------|-----------|----------|
| 01/16 | KANSAS CITY* | 1/1 | 2 | 18 | 9.0 | 16 | 0 |
| 01/24 | at Denver** | 1/1 | 5 | 39 | 7.8 | 10 | 0 |
| PLAYOFF TOTALS | | 2/2 | 7 | 57 | 8.1 | 16 | 0 |

* AFC Divisional game

** AFC Championship

2016 GAME-BY-GAME STATS (NEW ENGLAND)

| DATE | OPPONENT | P/S | REC | YDS | AVG | LG | TD |
|--------------------|------------------|-------------|-----------|------------|-------------|-----------|----------|
| 09/11 | at Arizona | 1/0 | 3 | 48 | 16.0 | 32 | 0 |
| 09/18 | MIAMI | 1/0 | 4 | 48 | 12.0 | 13 | 2 |
| 09/22 | HOUSTON | 1/0 | 2 | 23 | 11.5 | 16 | 0 |
| 10/02 | BUFFALO | 1/1 | 0 | 0 | 0.0 | - | 0 |
| 10/09 | at Cleveland | 1/0 | 2 | 11 | 5.5 | 7 | 0 |
| 10/16 | CINCINNATI | 1/0 | 2 | 30 | 15.0 | 17 | 0 |
| 10/23 | at Pittsburgh | 1/0 | 0 | 0 | 0.0 | - | 0 |
| 10/30 | at Buffalo | 1/0 | 3 | 29 | 9.7 | 15 | 1 |
| 11/13 | SEATTLE | 1/1 | 1 | 14 | 14.0 | 14 | 0 |
| 11/20 | at San Francisco | 1/0 | 2 | 2 | 1.0 | 5t | 1 |
| 11/27 | at N.Y. Jets | 1/1 | 1 | 8 | 8.0 | 8 | 0 |
| 12/04 | L.A. RAMS | 1/1 | 3 | 30 | 10.0 | 17 | 0 |
| 12/12 | BALTIMORE | | | | | | INACTIVE |
| 12/18 | at Denver | | | | | | INACTIVE |
| 12/24 | N.Y. JETS | | | | | | INACTIVE |
| 01/01 | at Miami | | | | | | INACTIVE |
| 2016 TOTALS | | 12/4 | 23 | 243 | 10.6 | 5t | 4 |

| DATE | OPPONENT | P/S | REC | YDS | AVG | LG | TD |
|-----------------------|----------------|------------|-----------|-----------|------------|-----------|----------|
| 01/14 | HOUSTON* | 1/0 | 0 | 0 | 0.0 | - | 0 |
| 01/22 | PITTSBURGH** | 1/0 | 2 | 12 | 6.0 | 8 | 0 |
| 02/05 | vs. Atlanta*** | 1/0 | 8 | 78 | 9.8 | 20 | 1 |
| PLAYOFF TOTALS | | 3/0 | 10 | 90 | 9.0 | 20 | 1 |

* AFC Divisional game

** AFC Championship

*** Super Bowl LI

2017 GAME-BY-GAME STATS (NEW ENGLAND)

| DATE | OPPONENT | P/S | REC | YDS | AVG | LG | TD |
|--------------------|----------------|-------------|-----------|------------|-------------|-----------|----------|
| 09/07 | KANSAS CITY | 1/0 | 6 | 100 | 16.7 | 27 | 0 |
| 09/17 | at New Orleans | | | | | | INACTIVE |
| 09/24 | HOUSTON | 1/0 | 3 | 48 | 16.0 | 27 | 0 |
| 10/01 | CAROLINA | 1/1 | 6 | 42 | 7.0 | 16 | 1 |
| 10/05 | at Tampa Bay | 1/0 | 8 | 77 | 9.6 | 14 | 0 |
| 10/15 | at N.Y. Jets | 1/1 | 3 | 40 | 13.3 | 17 | 0 |
| 10/22 | ATLANTA | 1/0 | 3 | 17 | 5.7 | 7 | 0 |
| 10/29 | L.A. CHARGERS | 1/0 | 2 | 14 | 7.0 | 9 | 0 |
| 11/12 | at Denver | 1/0 | 4 | 36 | 9.0 | 16 | 0 |
| 11/19 | at Oakland | 1/0 | 8 | 66 | 8.3 | 18 | 1 |
| 11/26 | MIAMI | 1/1 | 1 | 15 | 15.0 | 15 | 0 |
| 12/03 | at Buffalo | 1/1 | 2 | 34 | 17.0 | 27 | 0 |
| 12/11 | at Miami | 1/1 | 6 | 76 | 12.7 | 26 | 0 |
| 12/17 | at Pittsburgh | 1/1 | 2 | 23 | 11.5 | 12 | 0 |
| 12/24 | BUFFALO | 1/1 | 3 | 28 | 9.3 | 13 | 0 |
| 12/31 | N.Y. JETS | 1/1 | 4 | 43 | 10.8 | 16 | 0 |
| 2017 TOTALS | | 15/8 | 61 | 659 | 10.8 | 27 | 2 |

| DATE | OPPONENT | P/S | REC | YDS | AVG | LG | TD |
|-----------------------|---------------------|------------|-----------|------------|-------------|-----------|----------|
| 01/13 | TENNESSEE* | 1/1 | 11 | 112 | 10.2 | 25 | 0 |
| 01/21 | JACKSONVILLE** | 1/1 | 7 | 84 | 12.0 | 21 | 2 |
| 02/04 | vs. Philadelphia*** | 1/0 | 8 | 152 | 19.0 | 50 | 0 |
| PLAYOFF TOTALS | | 3/2 | 26 | 348 | 13.4 | 50 | 2 |


* AFC Divisional game

** AFC Championship

*** Super Bowl LII

2018 GAME-BY-GAME STATS (MIAMI)

| DATE | OPPONENT | P/S | REC | YDS | AVG | LG | TD |
|--------------------|-----------------|--------------|-----------|------------|------------|-----------|----------|
| 09/09 | TENNESSEE | 1/1 | 4 | 26 | 6.5 | 8 | 0 |
| 09/16 | at N.Y. Jets | 1/1 | 4 | 32 | 8.0 | 14 | 0 |
| 09/23 | OAKLAND | 1/1 | 3 | 42 | 14.0 | 15 | 0 |
| 09/30 | at New England | 1/1 | 2 | 21 | 10.5 | 18 | 0 |
| 10/07 | at Cincinnati | 1/1 | 3 | 30 | 10.0 | 16 | 0 |
| 10/14 | CHICAGO | 1/1 | 8 | 59 | 7.4 | 13 | 0 |
| 10/21 | DETROIT | 1/1 | 6 | 84 | 14.0 | 24t | 1 |
| 10/25 | at Houston | 1/1 | 5 | 43 | 8.6 | 13 | 0 |
| 11/04 | N.Y. JETS | 1/1 | 5 | 47 | 9.4 | 26 | 0 |
| 11/11 | at Green Bay | 1/1 | 7 | 72 | 10.3 | 39 | 0 |
| 11/25 | at Indianapolis | 1/1 | 1 | 13 | 13.0 | 13 | 0 |
| 12/02 | BUFFALO | | | | | | INACTIVE |
| 12/09 | NEW ENGLAND | | | | | | |
| 12/16 | at Minnesota | | | | | | |
| 12/23 | JACKSONVILLE | | | | | | |
| 12/30 | at Buffalo | | | | | | |
| 2018 TOTALS | | 11/11 | 48 | 469 | 9.8 | 39 | 1 |



44

STEPHONE ANTHONY

LINEBACKER // 6-3 // 245 // CLEMSON '15
ACQUIRED: T, '17 (NO)
HOMETOWN: POLKTON, N.C. // BORN: 7/28/92
NFL: FOURTH SEASON // DOLPHINS: SECOND SEASON

NFL CAREER

TRANSACTIONS:

- Traded from New Orleans to Miami on Sept. 19, 2017.
- 1st-round pick (31st overall) by New Orleans in the 2015 NFL draft.

CAREER HIGHLIGHTS:

- Played in 46 career games with 19 starts.
- 143 tackles (94 solo), 1 sack, 1 interception, 5 passes defended, 2 forced fumbles and 1 fumble recovery.
- 7 special teams tackles (2 solo).
- Started all 16 games and totaled 112 tackles in his rookie season (2015).

2018 (MIAMI):

- Played in 12 games.
- 1 assisted tackle.
- 6 special teams tackles (2 solo).

VS. OAKLAND (9/23): 2 assisted special teams tackles.

AT HOUSTON (10/25): 1 special teams tackle.

AT GREEN BAY (11/11): 1 special teams tackle.

2017 (MIAMI/NEW ORLEANS):

- Played in 8 games with Miami.
- Dressed but did not play in 1 game with Miami.
- Inactive for 6 games with Miami and 2 games with New Orleans.
- Traded from New Orleans to Miami on Sept. 19, 2017.
- 15 tackles (12 solo).

VS. NEW ORLEANS IN LONDON (10/1): Appeared on special teams.

- Made his Dolphins debut.

VS. DENVER (12/3): 5 tackles (4 solo).

VS. BUFFALO (12/31): 5 solo tackles.

2016 (NEW ORLEANS):

- Played in 10 games with 3 starts.
- Inactive for 4 games.
- Placed on injured reserve on Dec. 20, missing the final 2 games.
- 15 tackles (12 solo).

VS. ATLANTA (9/26): 3 solo tackles.

AT TAMPA BAY (12/11): 9 tackles (7 solo).

2015 (NEW ORLEANS):

- Started all 16 games.
- 112 tackles (70 solo), 1 sack, 1 interception, 2 forced fumbles, 1 fumble recovery and 5 passes defended.

AT ARIZONA (9/13): 4 tackles (3 solo) and 1 pass defended.

- Started in his NFL debut.

AT INDIANAPOLIS (10/25): 7 tackles (5 solo), 1 interception and 1 pass defended.

VS. CAROLINA (12/6): 10 tackles (4 solo), 1 forced fumble and 1 fumble recovery.

BEFORE THE NFL

COLLEGE (CLEMSON):

- 4-year letterman (2011-14) and 3-year starter.

CAREER: Played in 52 games with 35 starts; 330 tackles (210 solo), 9.5 sacks, 3 interceptions, 13 passes defended, 5 forced fumbles and 1 fumble recovery.

SENIOR (2014): Played in 13 games with 12 starts; 90 tackles (61 solo), 2.5 sacks, 1 interception, 4 passes defended and 2 forced fumbles.

- Semifinalist for the Butkus Award.
- Consensus 1st-team All-American.
- Team Co-Captain.

JUNIOR (2013): Started all 13 games; 131 tackles (75 solo), 4 sacks, 1 interception, 5 passes defended and 1 fumble recovery.

- 2nd-team All-ACC.

SOPHOMORE (2012): Played in all 13 games with 7 starts; 77 tackles, 1 sack, 1 interception, 3 passes defended and 1 forced fumble.

- Honorable mention sophomore All-American.

TRUE FRESHMAN (2011): Played in 13 games with 3 starts; 32 tackles, 2 sacks, 1 pass defended and 2 forced fumbles.

HIGH SCHOOL (ANSON HS – WADESBORO, N.C.)

- Also played catcher on the baseball team and power forward on the basketball team.

SENIOR (2010): 123 tackles, 4 sacks, 2 interceptions; 50 carries for 302 yards (6.0 avg.); 14 kickoff returns for 498 yards (35.6 avg.).

- 1st-team All-American.
- 1st-team all-state.
- Conference Player of the Year.

JUNIOR (2009):

- 1st-team all-state.

SOPHOMORE (2008):

- Conference Player of the Year.

OFF THE FIELD**PERSONAL:**

- Cousin, Tyrone Crowder, was a 3-year All-ACC honoree at guard (2015-17) for Clemson.
- **PRONUNCIATION:** First name is pronounced steh-FAHN.
- **MAJOR:** Sociology.

STEPHONE ANTHONY'S NFL REGULAR SEASON STATS

| YEAR | TEAM | GP | GS | TACKLES | | | | | INTERCEPTIONS | | | | | FUMBLES | |
|-------------------|-------------|-----------|-----------|------------|-----------|-----------|------------|------------|---------------|----------|----------|----------|----------|----------|----------|
| | | | | TOT | SOLO | ASST | SK | YDS | INT | YDS | LG | TD | PD | FF | FR |
| 2015 | NEW ORLEANS | 16 | 16 | 112 | 70 | 42 | 1.0 | 8.0 | 1 | 5 | 5 | 0 | 5 | 2 | 1 |
| 2016 | NEW ORLEANS | 10 | 3 | 15 | 12 | 3 | 0.0 | 0.0 | 0 | 0 | 0 | 0 | 0 | 0 | 0 |
| 2017 | MIAMI | 8 | 0 | 15 | 12 | 3 | 0.0 | 0.0 | 0 | 0 | 0 | 0 | 0 | 0 | 0 |
| 2018 | MIAMI | 12 | 0 | 1 | 0 | 1 | 0.0 | 0.0 | 0 | 0 | 0 | 0 | 0 | 0 | 0 |
| NFL TOTALS | | 46 | 19 | 143 | 94 | 49 | 1.0 | 8.0 | 1 | 5 | 5 | 0 | 5 | 2 | 1 |

ADDITIONAL STATS

Special Teams Tackles: (New Orleans) 1 in 2016, (Miami) 6 in 2018 for total of 7.

SINGLE-GAME CAREER HIGHS

| | | |
|---------------------------|----|------------------------------------|
| Tackles: | 11 | vs. N.Y. Giants, 11/1/15 |
| Sacks: | 1 | vs. Dallas, 10/4/15 |
| Interceptions: | 1 | at Indianapolis, 10/25/15 |
| Passes Defensed: | 2 | vs. Atlanta, 10/15/15 |
| Forced Fumbles: | 1 | twice, last: vs. Detroit, 12/21/15 |
| Fumble Recoveries: | 1 | vs. Carolina, 12/6/15 |



NFL CAREER

TRANSACTIONS:

- 6th-round pick (209th overall) by Miami in the 2018 NFL draft.

CAREER HIGHLIGHTS:

- Played in 11 career games.
- 2 solo tackles.
- 2 solo special teams tackles.

2018 (MIAMI):

- Played in 11 games.
- Inactive for 1 game.
- 2 solo tackles.
- 2 solo special teams tackles.

VS. OAKLAND (9/23): 1 solo special teams tackle.

VS. N.Y. JETS (11/4): 2 solo tackles.

AT INDIANAPOLIS (11/25): 1 solo special teams tackle.

BEFORE THE NFL

COLLEGE (SOUTHERN MISS):

- 4-year letterman (2014-17) and 3-year starter.

CAREER: Played in 47 games with 40 starts; 146 tackles (108 solo), 5 interceptions and 34 passes defended.

SENIOR (2017): Started 10 games; 22 tackles (14 solo), 2 interceptions and 9 passes defended.

- All-Conference USA honorable mention.

JUNIOR (2016): Started all 13 games; 47 tackles (35

solo), 1 interception and 9 passes defended.

- His 9 passes defended led the team.

SOPHOMORE (2015): Started 12 games; 47 tackles (37 solo), 2 interceptions and 12 passes defended.

TRUE FRESHMAN (2014): Played in all 12 games with 5 starts; 30 tackles (22 solo) and 4 passes defended.

- Conference USA All-Freshman Team.

HIGH SCHOOL (BASSFIELD HS – BASSFIELD, MISS.)

- 62 career tackles (46 solo), 6 interceptions, 2 forced fumbles and 3 fumble recoveries.

SENIOR (2013): Played in 14 games; 32 tackles (20 solo), 2 interceptions, 1 forced fumble and 2 fumble recoveries.

- 1st-team all-state.

- Helped his team win a state title.

JUNIOR (2012): Played in 12 games; 19 tackles (16 solo), 3 interceptions, 1 forced fumble and 1 fumble recovery.

- Helped his team go undefeated and win a state title.

SOPHOMORE (2011): Played in 5 games; 11 tackles (10 solo), 1 interception and 3 passes defended.

OFF THE FIELD

PERSONAL:

- **MAJOR:** Sports management and business.

CORNELL ARMSTRONG'S NFL REGULAR SEASON STATS

| YEAR | TEAM | GP | GS | TACKLES | | | | | INTERCEPTIONS | | | | | FUMBLES | | |
|-------------------|-------|-----------|----------|----------|----------|----------|------------|------------|---------------|----------|----------|----------|----------|----------|----------|----------|
| | | | | TOT | SOLO | ASST | SK | YDS | INT | YDS | LG | TD | PD | FF | FR | |
| 2018 | MIAMI | 11 | 0 | 2 | 2 | 0 | 0.0 | 0.0 | 0 | 0 | 0 | 0 | 0 | 0 | 0 | 0 |
| NFL TOTALS | | 11 | 0 | 2 | 2 | 0 | 0.0 | 0.0 | 0 | 0 | 0 | 0 | 0 | 0 | 0 | 0 |

ADDITIONAL STATS

Special Teams Tackles: 2 in 2018.



NFL CAREER

TRANSACTIONS:

- Promoted from Miami's practice squad on Nov. 9, 2018.
- Signed to Miami's practice squad on Sept. 3, 2018.
- Waived by Miami on Sept. 1, 2018.
- 5th-round pick (164th overall) by Miami in the 2017 NFL draft.

CAREER HIGHLIGHTS:

- Played in 2 career games.

2018 (MIAMI):

- Played in 1 game.
- Inactive for 2 games.
- Promoted from Miami's practice squad on Nov. 9.
- Spent the offseason and training camp with Miami.

AT GREEN BAY (11/11): Appeared on special teams.

2017 (MIAMI):

- Played in 1 game.
- Inactive for 15 games.

VS. BUFFALO (12/31): Appeared on special teams.

- Made his NFL debut.

BEFORE THE NFL

COLLEGE (UTAH):

- 4-year letterman (2013-16) and 3-year starter.

CAREER: Played in 45 games with 43 starts.

- Started 39 consecutive games to finish his career.

SENIOR (2016): Started all 13 games at left guard.

- Morris Award winner as Pac-12's best offensive lineman, voted on by the league's starting defensive linemen.
- 2nd-team All-Pac 12.
- Scored a TD after falling on a fumble in the end zone vs. USC (9/23).

JUNIOR (2015): Started all 13 games at left guard.

- Honorable mention All-Pac 12.

SOPHOMORE (2014): Started all 13 games, 7 at right guard and 6 at left guard.

REDSHIRT FRESHMAN (2013): Played in 6 games with 4 starts at right tackle.

- Missed the 2012 season on a church mission.
- Redshirted in 2011.

HIGH SCHOOL (SPANISH FORK HS – SPANISH FORK, UTAH)

- 3-year starter (2008-10).
- Team captain as a junior (2009) and senior (2010).

OFF THE FIELD

COMMUNITY:

- Served a church mission in Tulsa, Oklahoma in 2012.
- Participated in the Aware of Angels event to advocate for kids with rare childhood diseases.

PERSONAL:

- Cousin, Matt Asiata, played 5 seasons with Minnesota (2012-16) at running back.
- Married to Angel.
- **PRONUNCIATION:** Last name is pronounced AH-see-ah-ta.
- **MAJOR:** Sports management.

ISAAC ASIATA'S NFL REGULAR SEASON STATS

GAMES/STARTS: 2017: 1/0, 2018: 1/0

NFL TOTALS: 2/0



55

JEROME BAKER

LINEBACKER // 6-2 // 215 // OHIO STATE '18
 ACQUIRED: D3, '18
 HOMETOWN: CLEVELAND, OHIO // BORN: 12/25/96
 NFL: ROOKIE SEASON // DOLPHINS: ROOKIE SEASON

NFL CAREER

TRANSACTIONS:

- 3rd-round pick (73rd overall) by Miami in the 2018 NFL draft.

CAREER HIGHLIGHTS:

- Played in 12 career games with 8 starts.
- 54 tackles (39 solo), 2 sacks, 1 interception and 2 passes defended; 1 interception return for a TD.
- 1 punt return for 0 yards (0.0 avg.).
- 2 assisted special teams tackle.

2018 (MIAMI):

- Played in 12 games with 8 starts.
- 54 tackles (39 solo), 2 sacks, 1 interception and 2 passes defended; 1 interception return for a TD.
- 1 punt return for 0 yards (0.0 avg.).
- 2 assisted special teams tackle.

AT NEW ENGLAND (9/30): 10 tackles (6 solo).

AT CINCINNATI (10/7): 6 solo tackles and 2 sacks; 1 assisted special teams tackle.

- Sacked QB Andy Dalton on third-and-10 for a loss of 9 yards in the 3rd quarter, forcing Cincinnati to punt.
- Sacked QB Andy Dalton again on third-and-1 for a loss of 10 yards in the 3rd quarter, holding Cincinnati to a field goal.
- The last Dolphins rookie to have two sacks in a game was DE Olivier Vernon on 10/14/12 vs. St. Louis, while the last rookie linebacker to do so for Miami was Derrick Rodgers on 10/12/97 at N.Y. Jets.

VS. N.Y. JETS (11/4): 5 tackles (4 solo), 1 interception and 1 pass defended.

- Intercepted QB Sam Darnold on 2nd-and-9 with

10:56 remaining in the 4th quarter and returned it 25 yards for a TD, extending Miami's lead to 13-3.

BEFORE THE NFL

COLLEGE (OHIO STATE):

- 3-year letterman (2015-17) and 2-year starter.

CAREER: Played in 33 games with 25 starts; 158 tackles (90 solo), 7 sacks, 2 interceptions, 5 passes defended, 1 forced fumble and 3 fumble recoveries.

JUNIOR (2017): Started 13 games; 72 tackles (42 solo), 3.5 sacks, 3 passes defended, 1 forced fumble and 2 fumble recoveries.

- All-Big Ten honorable mention.

SOPHOMORE (2016): Played in all 13 games with 12 starts; 83 tackles (45 solo), 3.5 sacks, 2 interceptions, 2 passes defended and 1 fumble recovery.

- All-Big Ten honorable mention.
- His 83 tackles were second on the team behind fellow Dolphins LB Raekwon McMillan.

TRUE FRESHMAN (2015): Played in 7 games; 3 solo tackles.

HIGH SCHOOL (BENEDICTINE HS – CLEVELAND, OHIO)

SENIOR (2014):

- Helped his school win the state championship.
- 1st-team all-state.
- Co-defensive player of the year in Ohio.

OFF THE FIELD

PERSONAL:

- **MAJOR:** Criminology.

JEROME BAKER'S NFL REGULAR SEASON STATS

| YEAR | TEAM | GP | GS | TACKLES | | | | | INTERCEPTIONS | | | | | FUMBLES | |
|-------------------|-------|-----------|----------|-----------|-----------|-----------|------------|-------------|---------------|-----------|------------|----------|----------|----------|----------|
| | | | | TOT | SOLO | ASST | SK | YDS | INT | YDS | LG | TD | PD | FF | FR |
| 2018 | MIAMI | 12 | 8 | 54 | 39 | 15 | 2.0 | 19.0 | 1 | 25 | 25t | 1 | 2 | 0 | 0 |
| NFL TOTALS | | 12 | 8 | 54 | 39 | 15 | 2.0 | 19.0 | 1 | 25 | 25t | 1 | 2 | 0 | 0 |

ADDITIONAL STATS

Special Teams Tackles: 2 in 2018.

Defensive Touchdowns: 25-yard interception return vs. N.Y. Jets (11/4/18).

SINGLE-GAME CAREER HIGHS

Tackles: 10 at New England, 9/30/18
Sacks: 2 at Cincinnati, 10/7/18
Interception: 1 vs. NY Jets, 11/4/18
Passed Defended: 1 twice, last: vs. NY Jets, 11/4/18



KALEN BALLAGE

RUNNING BACK // 6-2 // 237 // ARIZONA STATE '18
 ACQUIRED: D4B, '18
 HOMETOWN: DENVER, COLO. // BORN: 12/22/95
 NFL: ROOKIE SEASON // DOLPHINS: ROOKIE SEASON

NFL CAREER

TRANSACTIONS:

- 4th-round pick (131st overall) by Miami in the 2018 NFL draft.

CAREER HIGHLIGHTS:

- Played in 8 career games.
- 8 carries for 11 yards (1.4 avg.).
- 5 receptions for 18 yards (3.6 avg.).
- 2 special teams tackles.

2018 (MIAMI):

- Played in 8 games.
- Inactive for 4 games.
- 8 carries for 11 yards (1.4 avg.); 5 receptions for 18 yards (3.6 avg.).
- 2 special teams tackles.

AT NEW ENGLAND (9/30): 1 carry for 3 yards (3.0 avg.).

- Made NFL debut.

AT HOUSTON (10/25): 1 carry for 5 yards (5.0 avg.).

VS. N.Y. JETS (11/4): 1 carry for -2 yards (-2.0 avg.); 2 receptions for 17 yards (8.5 avg.); 1 special teams tackle.

BEFORE THE NFL

COLLEGE (ARIZONA STATE):

- 4-year letterman (2014-17) and 2-year starter.

CAREER: Played in 47 games with 17 starts; 450 carries for 1,984 yards (4.4 avg.) and 27 TDs; 82 receptions for 684 yards (8.3 avg.) and 2 TDs; 47 kickoff returns for 1,059 yards (22.5 avg.); 1 punt return for -6 yards; 3-for-4 passing (75.0 pct.) for 30 yards and 1 TD.

- Finished career 6th in school history with his 27 rushing TDs.

SENIOR (2017): Played in all 13 games with 9 starts;

157 carries for 669 yards (4.3 avg.) and 6 TDs; 20 receptions for 91 yards (4.6 avg.); 20 kickoff returns for 437 yards (21.9 avg.).

JUNIOR (2016): Played in all 12 games with 6 starts; 126 carries for 536 yards (4.3 avg.) and 14 TDs; 44 receptions for 469 yards (10.7 avg.) and 1 TD; 18 kickoff returns for 409 yards (22.7 avg.); 1 punt return for -6 yards; 3-for-4 passing (75.0 pct.) for 30 yards and 1 TD.

- His 14 rushing TDs were 2nd in the Pac-12 and 26th nationally.
- Was 1 of just 9 FBS players to rush, receive and throw a TD in the 2016 season.
- Tied an FBS record with 8 TDs against Texas Tech (Sept. 10) and is the only player to total 8 TDs in a single game vs. an FBS opponent.

SOPHOMORE (2015): Played in 10 games with 1 start; 125 carries for 653 yards (5.2 avg.) and 4 TDs; 12 receptions for 60 yards (5.0 avg.); 3 kickoff returns for 26 yards (8.7 avg.).

TRUE FRESHMAN (2014): Played in 12 games with 1 start; 42 carries for 126 yards (3.0 avg.) and 3 TDs; 6 receptions for 64 yards (10.7 avg.) and 1 TD; 6 kickoff returns for 187 yards (31.2 avg.).

HIGH SCHOOL (FALCON HS – PEYTON, COLO.)

- 318 career carries for 2,690 yards (8.5 avg.) and 35 TDs; 40 receptions for 671 yards (16.8 avg.) and 12 TDs; 3,981 all-purpose yards.

SENIOR (2013): 206 carries for 1,943 yards (9.4 avg.) and 25 TDs; 16 receptions for 360 yards (22.5 avg.) and 6 TDs; 2,628 all-purpose yards.

OFF THE FIELD

PERSONAL:


- **MAJOR:** Communications.
- **PRONUNCIATION:** Name is pronounced KAY-lun buh-LODGE.

| KALEN BALLAGE'S NFL REGULAR SEASON STATS | | | | | | | | | | | | | |
|--|-------|----------|----------|----------|-----------|------------|----------|----------|-----------|-----------|------------|----------|----------|
| YEAR | TEAM | GP | GS | RUSHING | | | | | RECEIVING | | | | |
| | | | | ATT | YDS | AVG | LG | TD | REC | YDS | AVG | LG | TD |
| 2018 | MIAMI | 8 | 0 | 8 | 11 | 1.4 | 8 | 0 | 5 | 18 | 3.6 | 9 | 0 |
| NFL TOTALS | | 8 | 0 | 8 | 11 | 1.4 | 8 | 0 | 5 | 18 | 3.6 | 9 | 0 |

ADDITIONAL STATS
 Special Teams Tackles: 2 in 2018.

2018 GAME-BY-GAME STATS (MIAMI)

| DATE | OPPONENT | P/S | ATT | YDS | AVG | LG | TD |
|--------------------|-----------------|------------|----------|-----------|------------|----------|----------|
| 09/09 | TENNESSEE | | | | | | INACTIVE |
| 09/16 | at N.Y. Jets | | | | | | INACTIVE |
| 09/23 | OAKLAND | | | | | | INACTIVE |
| 09/30 | at New England | 1/0 | 1 | 3 | 3.0 | 3 | 0 |
| 10/07 | at Cincinnati | 1/0 | 1 | 2 | 2.0 | 2 | 0 |
| 10/14 | CHICAGO | | | | | | INACTIVE |
| 10/21 | DETROIT | 1/0 | 0 | 0 | 0.0 | - | 0 |
| 10/25 | at Houston | 1/0 | 1 | 5 | 5.0 | 5 | 0 |
| 11/04 | N.Y. JETS | 1/0 | 1 | -2 | -2.0 | -2 | 0 |
| 11/11 | at Green Bay | 1/0 | 0 | 0 | 0.0 | - | 0 |
| 11/25 | at Indianapolis | 1/0 | 0 | 0 | 0.0 | - | 0 |
| 12/02 | BUFFALO | 1/0 | 4 | 3 | 0.8 | 8 | 0 |
| 12/09 | NEW ENGLAND | | | | | | |
| 12/16 | at Minnesota | | | | | | |
| 12/23 | JACKSONVILLE | | | | | | |
| 12/30 | at Buffalo | | | | | | |
| 2018 TOTALS | | 8/0 | 8 | 11 | 1.4 | 8 | 0 |



38

BRANDON BOLDEN

RUNNING BACK // 5-11 // 220 // MISSISSIPPI '12
ACQUIRED: FA, '18
HOMETOWN: BATON ROUGE, LA. // BORN: 1/26/90
NFL: SEVENTH SEASON // DOLPHINS: FIRST SEASON

NFL CAREER

TRANSACTIONS:

- Signed by Miami on Sept. 4, 2018.
- Released by New England on Sept. 1, 2018.
- Signed by New England on Sept. 4, 2017.
- Released by New England on Sept. 2, 2017.
- Signed by New England as an undrafted free agent on May 10, 2012.

CAREER HIGHLIGHTS:

- Played in 95 career games with 6 starts.
- 217 carries for 922 yards (4.2 avg.) and 6 TDs.
- 47 receptions for 373 yards (7.9 avg.) and 2 TDs.
- 29 special teams tackles (23 solo), 3 forced fumbles and 1 fumble recovery.

2018 (NEW ENGLAND/MIAMI):

- Played in 12 games for Miami.
- 1 carry for 10 yards (10.0 avg.).
- 3 special teams tackles (2 solo).
- Signed by Miami on Sept. 4.
- Spent the offseason and training camp with New England before being released on Sept. 1.

VS. TENNESSEE (9/9): 1 special teams tackle.

- Made Dolphins debut.

AT GREEN BAY (11/11): 1 blocked punt.

- Blocked a P JK Scott punt that was recovered by WR Leonte Carroo at Green Bay's 28-yard line in the 3rd quarter.

VS. BUFFALO (12/2): 1 carry for 10 yards (10.0 avg.).

2017 (NEW ENGLAND):

- Played in all 16 games.
- 13 carries for 67 yards (5.2 avg.); 1 reception for 7 yards; 8 special teams tackles.

VS. N.Y. JETS (12/31): 9 carries for 46 yards (5.1 avg.); 1 reception for 7 yards.

POSTSEASON:

AFC DIVISIONAL VS. TENNESSEE (1/13): 4 carries for 27 yards (6.8 avg.) and 1 TD.

- Recorded his 1st career postseason TD on a 2-yard carry.

AFC CHAMPIONSHIP VS. JACKSONVILLE (1/21): Played but did not record any stats.

SUPER BOWL LII VS. PHILADELPHIA (2/4): Played but did not record any stats.

2016 (NEW ENGLAND):

- Played in 14 games.
- Inactive for 2 games.
- 1 carry for 4 yards; 2 receptions for 15 yards (7.5 avg.) and 1 TD; 4 special teams tackles and 1 forced fumble.

VS. HOUSTON (9/22): 1 forced fumble.

- Forced a fumble on a 1st-quarter kickoff that was recovered by New England at the Texans' 22-yard line, helping set up a Patriots TD.

VS. BUFFALO (10/2): 2 receptions for 15 yards (7.5 avg.).

POSTSEASON:

AFC DIVISIONAL VS. HOUSTON (1/14): Played but did not record any stats.

AFC CHAMPIONSHIP VS. PITTSBURGH (1/22): Played but did not record any stats.

SUPER BOWL LI VS. ATLANTA (2/5): 1 special teams tackle.

- Recorded 1 special teams tackle that pinned the Falcons on their own 11-yard line with 57 seconds left in regulation.

2015 (NEW ENGLAND):

- Played in 15 games with 2 starts.
- Inactive for 1 game.
- 63 carries for 207 yards (3.3 avg.); 19 receptions for 180 yards (9.5 avg.) and 2 TDs; 1 special teams tackle.

VS. WASHINGTON (11/8): 1 carry for 12 yards; 3 receptions for 27 yards (9.0 avg.) and 1 TD.

- Caught an 18-yard TD pass from QB Tom Brady for his 1st career TD reception.

AT DENVER (11/29): 4 carries for 11 yards (2.8 avg.); 4 receptions for 84 yards (21.0 avg.) and 1 TD.

- Caught a 63-yard TD pass from Brady in the 4th quarter.

AT HOUSTON (12/13): 16 carries for 51 yards (3.2 avg.).

POSTSEASON:

AFC DIVISIONAL VS. KANSAS CITY (1/16): 1 reception for -3 yards.

- Recorded 2 special teams tackles.

AFC CHAMPIONSHIP AT DENVER (1/24): 5 carries for 12 yards (2.4 avg.); 2 receptions for 29 yards (14.5 avg.).

2014 (NEW ENGLAND):

- Played in all 16 games with 2 starts.
- 28 carries for 89 yards (3.2 avg.) and 1 TD; 2

receptions for 8 yards (4.0 avg.); 6 special teams tackles, 1 blocked punt and 1 forced fumble.

VS. CINCINNATI (10/5): 1 carry for 3 yards; 2 special teams tackles and 1 forced fumble.

- Forced a fumble on a kickoff that CB Kyle Arrington returned for a TD.

AT GREEN BAY (11/30): 3 carries for 17 yards (5.7 avg.) and 1 TD.

AT SAN DIEGO (12/7):

- Recorded 1st career blocked punt.
- His blocked punt was New England's 1st since 2010.

POSTSEASON:

AFC DIVISIONAL VS. BALTIMORE (1/10): 3 carries for 7 yards (2.3 avg.); 1 reception for 11 yards.

- Made his 1st postseason start.

AFC CHAMPIONSHIP VS. INDIANAPOLIS (1/18):

Played but did not record any stats.

SUPER BOWL XLIX VS. SEATTLE (2/1): Played but did not record any stats.

2013 (NEW ENGLAND):

- Played in 12 games with 2 starts.
- Inactive for 4 games.
- 55 carries for 271 yards (4.9 avg.) and 3 TDs; 21 receptions for 152 yards (7.2 avg.); 1 special teams tackle.

VS. TAMPA BAY (9/22): 3 carries for 51 yards (17.0 avg.); 5 receptions for 49 yards (9.8 avg.).

- Made his 1st NFL start.

AT N.Y. JETS (10/22): 8 carries for 36 yards (4.5 avg.) and 1 TD; 1 reception for 7 yards.

VS. DENVER (11/24): 13 carries for 58 yards (4.5 avg.) and 1 TD; 1 reception for 11 yards.

POSTSEASON:

AFC DIVISIONAL VS. INDIANAPOLIS (1/11): Played but did not record any stats.

AFC CHAMPIONSHIP AT DENVER (1/19): Played but did not record any stats.

2012 (NEW ENGLAND):

- Played in 10 games.
- Inactive for 2 games.
- Suspended for 4 games.
- 56 carries for 274 yards (4.9 avg.) and 2 TDs; 2 receptions for 11 yards (5.5 avg.); 5 special teams tackles.

AT TENNESSEE (9/9): 5 carries for 11 yards (2.2 avg.).

- Made his NFL debut.

AT BALTIMORE (9/23): 2 carries for 4 yards (2.0 avg.) and 1 TD.

- Scored his 1st career TD on a 2-yard carry.

AT BUFFALO (9/30): 16 carries for 137 yards (8.6 avg.) and 1 TD; 1 reception for 11 yards.

- 1st 100-yard rushing game of his career

POSTSEASON:

AFC DIVISIONAL VS. HOUSTON (1/13): Played but did not record any stats.

AFC CHAMPIONSHIP VS. BALTIMORE (1/20): Played but did not record any stats.

BEFORE THE NFL

COLLEGE (MISSISSIPPI):

- 4-year letterman (2018-11) and 2-year starter.

CAREER: Played in 48 games with 23 starts; 486 carries for 2,604 yards (5.4 avg.) and 27 TDs; 76 receptions for 807 yards (10.6 avg.) and 6 TDs; 15 kickoff returns for 270 yards (19.3 avg.); 3-of-4 passing (75.0 pct.) for 49 yards.

- Finished his career ranked 2nd in program history in rushing TDs (27) and total TDs (33), 3rd in all-purpose yards (3,681) and 4th in rushing yards (2,604).

SENIOR (2011): Played in 10 games with 4 starts; 96 carries for 472 yards (4.9 avg.) and 4 TDs; 14 receptions for 147 yards (10.5 avg.) and 1 TD; 1-of-2 passing (50.0 pct.) for 5 yards.

JUNIOR (2010): Played in all 12 games with 11 starts; 163 carries for 976 yards (5.9 avg.) and 14 TDs; 32 receptions for 344 yards (10.7 avg.) and 3 TDs; 1 kickoff return for 0 yards; 1-of-1 passing (100.0 pct.) for 7 yards.

- All-SEC honorable mention.
- His 17 total TDs and 14 rushing TDs tied single-season program records.
- His 81.3 rushing yards per game were 5th in the SEC.

SOPHOMORE (2009): Played in all 13 games with 8 starts; 129 carries for 614 yards (4.8 avg.) and 4 TDs; 20 receptions for 209 yards (10.4 avg.) and 1 TD; 7 kickoff returns for 162 yards (23.1 avg.).

TRUE FRESHMAN (2008): Played in all 13 games; 98 carries for 542 yards (5.5 avg.) and 5 TDs; 10 receptions for 107 yards (10.7 avg.) and 1 TD; 7 kickoff returns for 108 yards (15.4 avg.); 1-of-1 passing (100.0 pct.) for 37 yards.

HIGH SCHOOL (SCOTLANDVILLE MAGNET HS – BATON ROUGE, LA.)

- Played running back and wide receiver.

SENIOR (2007): 112 carries for 866 yards (7.7 avg.) and 11 TDs; 26 receptions for 260 yards (10.0 avg.) and 1 TD; 5-of-8 passing (62.5 pct.) for 64 yards.

- 1st-team all-district.

OFF THE FIELD

PERSONAL:

- **MAJOR:** Liberal Arts.

BRANDON BOLDEN'S NFL REGULAR SEASON STATS

| YEAR | TEAM | GP | | RUSHING | | | | | | RECEIVING | | | | |
|-------------------|-------------|-----------|----------|------------|------------|------------|-----------|----------|-----------|------------|------------|------------|----------|--|
| | | GS | ATT | YDS | AVG | LG | TD | REC | YDS | AVG | LG | TD | | |
| 2012 | NEW ENGLAND | 10 | 0 | 56 | 274 | 4.9 | 27 | 2 | 2 | 11 | 5.5 | 11 | 0 | |
| 2013 | NEW ENGLAND | 12 | 2 | 55 | 271 | 4.9 | 46 | 3 | 21 | 152 | 7.2 | 18 | 0 | |
| 2014 | NEW ENGLAND | 16 | 2 | 28 | 89 | 3.2 | 17 | 1 | 2 | 8 | 4.0 | 4 | 0 | |
| 2015 | NEW ENGLAND | 15 | 2 | 63 | 207 | 3.3 | 14 | 0 | 19 | 180 | 9.5 | 63t | 2 | |
| 2016 | NEW ENGLAND | 14 | 0 | 1 | 4 | 4.0 | 4 | 0 | 2 | 15 | 7.5 | 13 | 0 | |
| 2017 | NEW ENGLAND | 16 | 0 | 13 | 67 | 5.2 | 20 | 0 | 1 | 7 | 7.0 | 7 | 0 | |
| 2018 | MIAMI | 12 | 0 | 1 | 10 | 10.0 | 10 | 0 | 0 | 0 | 0.0 | 0 | 0 | |
| NFL TOTALS | | 95 | 6 | 217 | 922 | 4.2 | 46 | 6 | 47 | 373 | 7.9 | 63t | 2 | |

BRANDON BOLDEN'S NFL PLAYOFF STATS

| YEAR | TEAM | GP | | RUSHING | | | | | | RECEIVING | | | | |
|-----------------------|-------------|-----------|----------|-----------|-----------|------------|-----------|----------|----------|-----------|------------|-----------|----------|--|
| | | GS | ATT | YDS | AVG | LG | TD | REC | YDS | AVG | LG | TD | | |
| 2012 | NEW ENGLAND | 2 | 0 | 0 | 0 | 0.0 | 0 | 0 | 0 | 0 | 0.0 | 0 | 0 | |
| 2013 | NEW ENGLAND | 2 | 0 | 0 | 0 | 0.0 | 0 | 0 | 0 | 0 | 0.0 | 0 | 0 | |
| 2014 | NEW ENGLAND | 3 | 1 | 3 | 7 | 2.3 | 4 | 0 | 1 | 11 | 11.0 | 11 | 0 | |
| 2015 | NEW ENGLAND | 2 | 1 | 5 | 12 | 2.4 | 4 | 0 | 3 | 26 | 8.7 | 20 | 0 | |
| 2016 | NEW ENGLAND | 3 | 0 | 0 | 0 | 0.0 | 0 | 0 | 0 | 0 | 0.0 | 0 | 0 | |
| 2017 | NEW ENGLAND | 3 | 0 | 4 | 27 | 6.8 | 20 | 1 | 0 | 0 | 0.0 | 0 | 0 | |
| PLAYOFF TOTALS | | 15 | 2 | 12 | 46 | 3.8 | 20 | 1 | 4 | 37 | 9.3 | 20 | 0 | |

ADDITIONAL STATS

Special Teams Tackles: (New England) 5 in 2012, 1 in 2013, 6 in 2014, 2 in 2015, 4 in 2016, 8 in 2017, (Miami) 3 in 2018 for total of 29. (P-5)

Defensive Tackles: 1 in 2015.

Miscellaneous Tackles: (P-1).

Special Teams Forced Fumbles: 1 in 2014, 1 in 2015 and 1 in 2016 for total of 3.

Blocked Punts: (New England) 1 in 2014, (Miami) 1 in 2018 for total of 2.

SINGLE-GAME CAREER HIGHS

Rushes: 16 Twice, last: at Houston, 12/13/15

Rushing Yards: 137 at Buffalo, 9/30/12

Longest Rush: 46 vs. Tampa Bay, 9/22/13

Rushing TDs: 1 7 times, last: vs. Tennessee, 1/13/18*

Receptions: 6 at Cincinnati, 10/6/13

Receiving Yards: 84 at Denver, 11/29/15

Longest Reception: 63t at Denver, 11/29/15

Receiving TDs: 1 Twice: last at Denver, 11/29/15

*AFC Divisional Game

100-YARD RUSHING GAMES (1)

| DATE | OPPONENT | ATT | YDS | AVG | LG | TD |
|---------|------------|-----|-----|-----|----|----|
| 9/30/12 | at Buffalo | 16 | 137 | 8.6 | 27 | 1 |

2012 GAME-BY-GAME STATS (NEW ENGLAND)

| DATE | OPPONENT | P/S | ATT | YDS | AVG | LG | TD |
|--------------------|-----------------|-------------|-----------|------------|------------|-----------|--------------|
| 09/09 | at Tennessee | 1/0 | 5 | 11 | 2.2 | 9 | 0 |
| 09/16 | ARIZONA | 1/0 | 0 | 0 | 0.0 | - | 0 |
| 09/23 | at Baltimore | 1/0 | 2 | 4 | 2 | 2t | 1 |
| 09/30 | at Buffalo | 1/0 | 16 | 137 | 8.6 | 27 | 1 |
| 10/07 | DENVER | 1/0 | 14 | 54 | 3.9 | 24 | 0 |
| 10/14 | at Seattle | 1/0 | 6 | 28 | 4.7 | 13 | 0 |
| 10/21 | N.Y. JETS | | | | | | INACTIVE |
| 10/28 | at St. Louis | | | | | | INACTIVE |
| 11/11 | BUFFALO | | | | | | DID NOT PLAY |
| 11/18 | INDIANAPOLIS | | | | | | DID NOT PLAY |
| 11/22 | at N.Y. Jets | | | | | | DID NOT PLAY |
| 12/02 | at Miami | | | | | | DID NOT PLAY |
| 12/10 | HOUSTON | 1/0 | 2 | 11 | 5.5 | 6 | 0 |
| 12/16 | SAN FRANCISCO | 1/0 | 0 | 0 | 0.0 | - | 0 |
| 12/23 | at Jacksonville | 1/0 | 5 | 3 | 0.6 | 4 | 0 |
| 12/30 | MIAMI | 1/0 | 6 | 26 | 4.3 | 24 | 0 |
| 2012 TOTALS | | 10/0 | 56 | 274 | 4.9 | 27 | 2 |

| DATE | OPPONENT | P/S | ATT | YDS | AVG | LG | TD |
|-----------------------|-------------|------------|----------|----------|------------|----------|----------|
| 01/10 | HOUSTON* | 1/0 | 0 | 0 | 0.0 | - | 0 |
| 01/18 | BALTIMORE** | 1/0 | 0 | 0 | 0.0 | - | 0 |
| PLAYOFF TOTALS | | 2/0 | 0 | 0 | 0.0 | - | 0 |

* AFC Divisional game

** AFC Championship

2013 GAME-BY-GAME STATS (NEW ENGLAND)

| DATE | OPPONENT | P/S | ATT | YDS | AVG | LG | TD |
|--------------------|---------------|-------------|-----------|------------|------------|-----------|----------|
| 09/08 | at Buffalo | | | INACTIVE | | | |
| 09/12 | N.Y. JETS | | | INACTIVE | | | |
| 09/22 | TAMPA BAY | 1/1 | 3 | 51 | 17.0 | 46 | 0 |
| 09/29 | at Atlanta | 1/0 | 6 | 17 | 2.8 | 8 | 0 |
| 10/06 | at Cincinnati | 1/0 | 5 | 24 | 4.8 | 12 | 0 |
| 10/13 | NEW ORLEANS | 1/0 | 5 | 19 | 3.8 | 12 | 0 |
| 10/20 | at N.Y. Jets | 1/1 | 8 | 36 | 4.5 | 9 | 1 |
| 10/27 | MIAMI | 1/0 | 8 | 22 | 2.8 | 8 | 1 |
| 11/03 | PITTSBURGH | 1/0 | 3 | 36 | 12.0 | 14 | 0 |
| 11/18 | at Carolina | | | INACTIVE | | | |
| 11/24 | DENVER | 1/0 | 13 | 58 | 4.5 | 33 | 1 |
| 12/01 | at Houston | 1/0 | 3 | 2 | 0.7 | 1 | 0 |
| 12/08 | CLEVELAND | | | INACTIVE | | | |
| 12/15 | at Miami | 1/0 | 0 | 0 | 0.0 | - | 0 |
| 12/22 | at Baltimore | 1/0 | 1 | 6 | 6.0 | 6 | 0 |
| 12/29 | BUFFALO | 1/0 | 0 | 0 | 0.0 | - | 0 |
| 2013 TOTALS | | 12/2 | 55 | 271 | 4.9 | 46 | 3 |

| DATE | OPPONENT | P/S | ATT | YDS | AVG | LG | TD |
|-----------------------|---------------|------------|----------|----------|------------|----------|----------|
| 01/11 | INDIANAPOLIS* | 1/0 | 0 | 0 | 0.0 | - | 0 |
| 01/19 | at Denver** | 1/0 | 0 | 0 | 0.0 | - | 0 |
| PLAYOFF TOTALS | | 2/0 | 0 | 0 | 0.0 | - | 0 |

* AFC Divisional game
** AFC Championship

2014 GAME-BY-GAME STATS (NEW ENGLAND)

| DATE | OPPONENT | P/S | ATT | YDS | AVG | LG | TD |
|--------------------|-----------------|-------------|-----------|-----------|------------|-----------|----------|
| 09/07 | at Miami | 1/0 | 2 | 8 | 4.0 | 7 | 0 |
| 09/14 | at Minnesota | 1/0 | 4 | 0 | 0.0 | 2 | 0 |
| 09/21 | OAKLAND | 1/0 | 2 | 4 | 2.0 | 3 | 0 |
| 09/29 | at Kansas City | 1/0 | 0 | 0 | 0.0 | - | 0 |
| 10/05 | CINCINNATI | 1/0 | 1 | 3 | 3.0 | 3 | 0 |
| 10/12 | at Buffalo | 1/0 | 6 | 10 | 1.7 | 8 | 0 |
| 10/16 | N.Y. JETS | 1/0 | 0 | 0 | 0.0 | - | 0 |
| 10/26 | CHICAGO | 1/0 | 0 | 0 | 0.0 | - | 0 |
| 11/02 | DENVER | 1/0 | 0 | 0 | 0.0 | - | 0 |
| 11/16 | at Indianapolis | 1/0 | 0 | 0 | 0.0 | - | 0 |
| 11/23 | DETROIT | 1/0 | 0 | 0 | 0.0 | - | 0 |
| 11/30 | at Green Bay | 1/1 | 3 | 17 | 5.7 | 12 | 1 |
| 12/07 | at San Diego | 1/0 | 0 | 0 | 0.0 | - | 0 |
| 12/14 | MIAMI | 1/0 | 0 | 0 | 0.0 | - | 0 |
| 12/21 | at N.Y. Jets | 1/0 | 5 | 32 | 6.4 | 17 | 0 |
| 12/28 | BUFFALO | 1/1 | 5 | 15 | 3.0 | 7 | 0 |
| 2014 TOTALS | | 16/2 | 28 | 89 | 3.2 | 17 | 1 |

| DATE | OPPONENT | P/S | ATT | YDS | AVG | LG | TD |
|-----------------------|----------------|------------|----------|----------|------------|----------|----------|
| 01/10 | BALTIMORE* | 1/1 | 3 | 7 | 2.3 | 4 | 0 |
| 01/18 | INDIANAPOLIS** | 1/0 | 0 | 0 | 0.0 | - | 0 |
| 02/01 | vs. Seattle*** | 1/0 | 0 | 0 | 0.0 | - | 0 |
| PLAYOFF TOTALS | | 3/1 | 3 | 7 | 2.3 | 4 | 0 |

* AFC Divisional game
** AFC Championship
*** Super Bowl XLIX

2015 GAME-BY-GAME STATS (NEW ENGLAND)

| DATE | OPPONENT | P/S | ATT | YDS | AVG | LG | TD |
|--------------------|-----------------|-------------|-----------|------------|------------|-----------|----------|
| 09/10 | PITTSBURGH | 1/0 | 5 | 1 | 0.2 | 3 | 0 |
| 09/20 | at Baltimore | 1/0 | 1 | 1 | 1.0 | 1 | 0 |
| 09/27 | JACKSONVILLE | 1/0 | 0 | 0 | 0.0 | - | 0 |
| 10/11 | at Dallas | 1/0 | 0 | 0 | 0.0 | - | 0 |
| 10/18 | at Indianapolis | 1/0 | 0 | 0 | 0.0 | - | 0 |
| 10/25 | N.Y. JETS | | | INACTIVE | | | |
| 10/29 | MIAMI | 1/0 | 0 | 0 | 0.0 | - | 0 |
| 11/08 | WASHINGTON | 1/0 | 1 | 12 | 12.0 | 12 | 0 |
| 11/15 | at N.Y. Giants | 1/0 | 1 | -3 | -3.0 | -3 | 0 |
| 11/23 | BUFFALO | 1/0 | 4 | 15 | 3.8 | 7 | 0 |
| 11/29 | at Denver | 1/0 | 4 | 11 | 2.8 | 9 | 0 |
| 12/06 | PHILADELPHIA | 1/0 | 3 | 22 | 7.3 | 14 | 0 |
| 12/13 | at Houston | 1/0 | 16 | 51 | 3.2 | 12 | 0 |
| 12/20 | TENNESSEE | 1/1 | 10 | 36 | 3.6 | 10 | 0 |
| 12/27 | at N.Y. Jets | 1/1 | 9 | 30 | 3.3 | 13 | 0 |
| 01/03 | at Miami | 1/0 | 9 | 31 | 3.4 | 10 | 0 |
| 2015 TOTALS | | 15/2 | 63 | 207 | 3.3 | 14 | 0 |

| DATE | OPPONENT | P/S | ATT | YDS | AVG | LG | TD |
|-----------------------|--------------|------------|----------|-----------|------------|----------|----------|
| 01/16 | KANSAS CITY* | 1/1 | 0 | 0 | 0.0 | - | 0 |
| 01/24 | at Denver** | 1/0 | 5 | 12 | 2.4 | 4 | 0 |
| PLAYOFF TOTALS | | 2/1 | 5 | 12 | 2.4 | 4 | 0 |

* AFC Divisional game
** AFC Championship

2016 GAME-BY-GAME STATS (NEW ENGLAND)

| DATE | OPPONENT | P/S | ATT | YDS | AVG | LG | TD |
|--------------------|------------------|-------------|----------|----------|------------|----------|----------|
| 09/11 | at Arizona | 1/0 | 1 | 4 | 4.0 | 4 | 0 |
| 09/18 | MIAMI | 1/0 | 0 | 0 | 0.0 | - | 0 |
| 09/22 | HOUSTON | 1/0 | 0 | 0 | 0.0 | - | 0 |
| 10/02 | BUFFALO | 1/0 | 0 | 0 | 0.0 | - | 0 |
| 10/09 | at Cleveland | | | INACTIVE | | | |
| 10/16 | CINCINNATI | | | INACTIVE | | | |
| 10/23 | at Pittsburgh | 1/0 | 0 | 0 | 0.0 | - | 0 |
| 10/30 | at Buffalo | 1/0 | 0 | 0 | 0.0 | - | 0 |
| 11/13 | SEATTLE | 1/0 | 0 | 0 | 0.0 | - | 0 |
| 11/20 | at San Francisco | 1/0 | 0 | 0 | 0.0 | - | 0 |
| 11/27 | at N.Y. Jets | 1/0 | 0 | 0 | 0.0 | - | 0 |
| 12/04 | L.A. RAMS | 1/0 | 0 | 0 | 0.0 | - | 0 |
| 12/12 | BALTIMORE | 1/0 | 0 | 0 | 0.0 | - | 0 |
| 12/18 | at Denver | 1/0 | 0 | 0 | 0.0 | - | 0 |
| 12/24 | N.Y. JETS | 1/0 | 0 | 0 | 0.0 | - | 0 |
| 01/01 | at Miami | 1/0 | 0 | 0 | 0.0 | - | 0 |
| 2016 TOTALS | | 14/0 | 1 | 4 | 4.0 | 4 | 0 |

| DATE | OPPONENT | P/S | ATT | YDS | AVG | LG | TD |
|-----------------------|----------------|------------|----------|----------|------------|----------|----------|
| 01/14 | HOUSTON* | 1/0 | 0 | 0 | 0.0 | - | 0 |
| 01/22 | PITTSBURGH** | 1/0 | 0 | 0 | 0.0 | - | 0 |
| 02/05 | vs. Atlanta*** | 1/0 | 0 | 0 | 0.0 | - | 0 |
| PLAYOFF TOTALS | | 3/0 | 0 | 0 | 0.0 | - | 0 |

* AFC Divisional game
** AFC Championship
*** Super Bowl LI

2017 GAME-BY-GAME STATS (NEW ENGLAND)


| DATE | OPPONENT | P/S | ATT | YDS | AVG | LG | TD |
|--------------------|----------------|-------------|-----------|-----------|------------|-----------|----------|
| 09/07 | KANSAS CITY | 1/0 | 0 | 0 | 0.0 | - | 0 |
| 09/17 | at New Orleans | 1/0 | 0 | 0 | 0.0 | - | 0 |
| 09/24 | HOUSTON | 1/0 | 0 | 0 | 0.0 | - | 0 |
| 10/01 | CAROLINA | 1/0 | 0 | 0 | 0.0 | - | 0 |
| 10/05 | at Tampa Bay | 1/0 | 0 | 0 | 0.0 | - | 0 |
| 10/15 | at N.Y. Jets | 1/0 | 0 | 0 | 0.0 | - | 0 |
| 10/22 | ATLANTA | 1/0 | 0 | 0 | 0.0 | - | 0 |
| 10/29 | L.A. CHARGERS | 1/0 | 0 | 0 | 0.0 | - | 0 |
| 11/12 | at Denver | 1/0 | 2 | 1 | 0.5 | 2 | 0 |
| 11/19 | at Oakland | 1/0 | 0 | 0 | 0.0 | - | 0 |
| 11/26 | MIAMI | 1/0 | 0 | 0 | 0.0 | - | 0 |
| 12/03 | at Buffalo | 1/0 | 0 | 0 | 0.0 | - | 0 |
| 12/11 | at Miami | 1/0 | 0 | 0 | 0.0 | - | 0 |
| 12/17 | at Pittsburgh | 1/0 | 0 | 0 | 0.0 | - | 0 |
| 12/24 | BUFFALO | 1/0 | 2 | 20 | 10.0 | 12 | 0 |
| 12/31 | N.Y. JETS | 1/0 | 9 | 46 | 5.1 | 20 | 0 |
| 2017 TOTALS | | 16/0 | 13 | 67 | 5.2 | 20 | 0 |

| DATE | OPPONENT | P/S | ATT | YDS | AVG | LG | TD |
|-----------------------|---------------------|------------|----------|-----------|------------|-----------|----------|
| 01/13 | TENNESSEE* | 1/0 | 4 | 27 | 6.8 | 20 | 1 |
| 01/21 | JACKSONVILLE** | 1/0 | 0 | 0 | 0.0 | - | 0 |
| 02/04 | vs. Philadelphia*** | 1/0 | 0 | 0 | 0.0 | - | 0 |
| PLAYOFF TOTALS | | 3/0 | 4 | 27 | 6.8 | 20 | 1 |

* AFC Divisional game
 ** AFC Championship
 *** Super Bowl LII

2018 GAME-BY-GAME STATS (MIAMI)

| DATE | OPPONENT | P/S | ATT | YDS | AVG | LG | TD |
|--------------------|-----------------|-------------|----------|-----------|-------------|-----------|----------|
| 09/09 | TENNESSEE | 1/0 | 0 | 0 | 0.0 | - | 0 |
| 09/16 | at N.Y. Jets | 1/0 | 0 | 0 | 0.0 | - | 0 |
| 09/23 | OAKLAND | 1/0 | 0 | 0 | 0.0 | - | 0 |
| 09/30 | at New England | 1/0 | 0 | 0 | 0.0 | - | 0 |
| 10/07 | at Cincinnati | 1/0 | 0 | 0 | 0.0 | - | 0 |
| 10/14 | CHICAGO | 1/0 | 0 | 0 | 0.0 | - | 0 |
| 10/21 | DETROIT | 1/0 | 0 | 0 | 0.0 | - | 0 |
| 10/25 | at Houston | 1/0 | 0 | 0 | 0.0 | - | 0 |
| 11/04 | N.Y. JETS | 1/0 | 0 | 0 | 0.0 | - | 0 |
| 11/11 | at Green Bay | 1/0 | 0 | 0 | 0.0 | - | 0 |
| 11/25 | at Indianapolis | 1/0 | 0 | 0 | 0.0 | - | 0 |
| 12/02 | BUFFALO | 1/0 | 1 | 10 | 10.0 | 10 | 0 |
| 12/09 | NEW ENGLAND | | | | | | |
| 12/16 | at Minnesota | | | | | | |
| 12/23 | JACKSONVILLE | | | | | | |
| 12/30 | at Buffalo | | | | | | |
| 2018 TOTALS | | 12/0 | 1 | 10 | 10.0 | 10 | 0 |



50

ANDRE BRANCH

DEFENSIVE END // 6-5 // 263 // CLEMSON '12

ACQUIRED: UFA, '16 (JAX.)

HOMETOWN: RICHMOND, VA. // BORN: 7/14/89

NFL: SEVENTH SEASON // DOLPHINS: THIRD SEASON

NFL CAREER

TRANSACTIONS:

- Signed by Miami as an unrestricted free agent from Jacksonville on March 16, 2016.
- 2nd-round pick (38th overall) by Jacksonville in the 2012 NFL draft.

CAREER HIGHLIGHTS:

- Played in 91 career games with 38 starts.
- 180 tackles (120 solo), 25 sacks, 14 passes defended, 8 forced fumbles and 3 fumble recoveries.

2018 (MIAMI):

- Played in 10 games with 1 start.
- Inactive for 2 games.
- 18 tackles (12 solo), 1 sack, 1 pass defended and 1 forced fumble.

AT N.Y. JETS (9/16): 2 solo tackles.

VS. CHICAGO (10/14): 3 tackles (1 solo).

VS. DETROIT (10/21): 2 solo tackles, 1 sack and 1 forced fumble.

- Sacked QB Matt Stafford for a loss of 8 yards and forced the ball out of bounds in the 2nd quarter.

2017 (MIAMI):

- Started 14 games.
- Inactive for 2 games.
- 23 tackles (12 solo), 4.5 sacks and 1 pass defended.

VS. TENNESSEE (10/8): 2 solo tackles and 2 sacks.

- Sacked QB Matt Cassel for a loss of 5 yards in the 2nd quarter.
- Sacked Cassel again on the same drive on a 3rd-and-20, forcing a punt.
- It was the 4th multi-sack game of his career and his 2nd with Miami.

VS. TAMPA BAY (11/19): 1 assisted tackle and 1 pass defended.

- Forced QB Ryan Fitzpatrick to step up in the pocket where he was tackled by DE Cameron Wake for a third-down sack on Tampa Bay's goal line.
- Batted down a pass on a 2nd-and-8 in the 3rd quarter.

VS. DENVER (12/3): 1 solo tackle and 1 sack.

- Sacked QB Trevor Siemian for a loss of 6 yards on 3rd-and-11.

2016 (MIAMI):

- Played in all 16 games with 11 starts.
- 49 tackles (27 solo), 5.5 sacks, 1 pass defended and 2 forced fumbles.

AT SEATTLE (9/11): 4 assisted tackles.

- Made Dolphins debut.

VS. PITTSBURGH (10/16): 4 tackles (3 solo) and 1.5 sacks.

- Sacked QB Ben Roethlisberger for an 11-yard loss in the 1st quarter.
- Split a sack with DE Cameron Wake for a loss of 9 yards in the 1st quarter.

VS. ARIZONA (12/11): 6 tackles (3 solo), 1 sack, 1 pass defended and 1 forced fumble.

- Strip-sacked QB Carson Palmer for a 5-yard loss.

POSTSEASON:

AFC WILD CARD AT PITTSBURGH (1/8): 1 solo tackle.

2015 (JACKSONVILLE):

- Played in 13 games with 9 starts.
- Inactive for 3 games.
- 24 tackles (18 solo), 4 sacks, 4 passes defended, 2 forced fumbles and 1 fumble recovery.

VS. BUFFALO (10/25): 2 solo tackles, 1 sack and 1 forced fumble.

VS. INDIANAPOLIS (12/13): 4 solo tackles, 2 sacks, 1 pass defended, 1 forced fumble and 1 fumble recovery.

AT HOUSTON (1/3): 4 tackles (2 solo).

2014 (JACKSONVILLE):

- Played in 9 games.
- Inactive for 7 games.
- 18 tackles (12 solo), 3 sacks, 3 passes defended, 2 forced fumbles and 1 fumble recovery.

AT PHILADELPHIA (9/7): 3 solo tackles, 2 sacks and 2 forced fumbles.

VS. INDIANAPOLIS (9/21): 2 solo tackles and 1 sack.

VS. CLEVELAND (10/19): 4 tackles (2 solo) and 1 pass defended.

2013 (JACKSONVILLE):

- Played in all 16 games.
- 37 tackles (30 solo), 6 sacks and 3 passes defended.

AT ST. LOUIS (10/6): 3 solo tackles and 1 sack.

VS. BUFFALO (12/15): 5 tackles (4 solo) and 1 sack.

2012 (JACKSONVILLE):

- Played in 13 games with 3 starts.
- Inactive for 1 game.
- Placed on injured reserve on Dec. 18, missing the final 2 games.
- 11 tackles (9 solo), 1 sack, 1 pass defended, 1 forced fumble and 1 fumble recovery.

AT MINNESOTA (9/9): 1 solo tackle.

- Made NFL debut

VS. HOUSTON (9/16): 4 tackles (3 solo) and 1 pass defended.

- Made first NFL start.

AT GREEN BAY (10/28): 1 solo tackle, 1 sack, 1 forced fumble and 1 fumble recovery.

- Strip-sacked QB Aaron Rodgers in the 2nd quarter for the first sack of his career.
- The fumble was recovered by Branch himself and set up a Jaguars TD drive.

BEFORE THE NFL

COLLEGE (CLEMSON):

- 4-year letterman (2008-11) and 2-year starter.

CAREER: Played in 48 games with 27 starts; 197 tackles (142 solo), 17.5 sacks and 11 passes defended.

- Recorded at least 1 tackle in 41 straight games.

SENIOR (2011): Started all 14 games; 85 tackles (64 solo), 10.5 sacks, 1 forced fumble and 1 fumble recovery.

- 2nd-team All-American.
- 1st-team All-ACC.
- Finalist for the Ted Hendricks Award (nation's top defensive end).
- Team co-captain.

JUNIOR (2010): Started all 13 games; 55 tackles (36 solo), 5 sacks and 7 passes defended.

- His 7 passes defended led all ACC defensive ends.

SOPHOMORE (2009): Played all 14 games; 46 tackles (33 solo) and 2 sacks.

REDSHIRT FRESHMAN (2008): Played 7 games; 11 tackles (9 solo) and 2 special teams tackles.

- Redshirted in 2007.

HIGH SCHOOL (VARINA HS – RICHMOND, VA.)

- 2-year starter at linebacker and tight end.
- Also played basketball and earned all-district honors at power forward.

SENIOR (2006): 62 tackles, 3 sacks, 2 interceptions and 2 fumble recoveries.

- All-district team.
- 2nd-team all-region.

OFF THE FIELD

PERSONAL:

- Participated in the 2017 Miami Dolphins Business Combine.
- **MAJOR:** Sociology.

ANDRE BRANCH'S NFL REGULAR SEASON STATS

| YEAR | TEAM | GP | GS | TACKLES | | | | | INTERCEPTIONS | | | | | FUMBLES | | |
|-------------------|--------------|-----------|-----------|------------|------------|-----------|-------------|--------------|---------------|----------|----------|----------|-----------|----------|----------|----------|
| | | | | TOT | SOLO | ASST | SK | YDS | INT | YDS | LG | TD | PD | FF | FR | |
| 2012 | JACKSONVILLE | 13 | 3 | 11 | 9 | 2 | 1.0 | 7.0 | 0 | 0 | 0 | 0 | 1 | 1 | 1 | 1 |
| 2013 | JACKSONVILLE | 16 | 0 | 37 | 30 | 7 | 6.0 | 53.0 | 0 | 0 | 0 | 0 | 3 | 0 | 0 | 0 |
| 2014 | JACKSONVILLE | 9 | 0 | 18 | 12 | 6 | 3.0 | 26.0 | 0 | 0 | 0 | 0 | 3 | 2 | 1 | 0 |
| 2015 | JACKSONVILLE | 13 | 9 | 24 | 18 | 6 | 4.0 | 36.0 | 0 | 0 | 0 | 0 | 4 | 2 | 1 | 0 |
| 2016 | MIAMI | 16 | 11 | 49 | 27 | 22 | 5.5 | 34.5 | 0 | 0 | 0 | 0 | 1 | 2 | 0 | 0 |
| 2017 | MIAMI | 14 | 14 | 23 | 12 | 11 | 4.5 | 18.5 | 0 | 0 | 0 | 0 | 1 | 0 | 0 | 0 |
| 2018 | MIAMI | 10 | 1 | 18 | 12 | 6 | 1.0 | 8.0 | 0 | 0 | 0 | 0 | 1 | 1 | 0 | 0 |
| NFL TOTALS | | 91 | 38 | 180 | 120 | 60 | 25.0 | 183.0 | 0 | 0 | 0 | 0 | 14 | 8 | 3 | 0 |

ANDRE BRANCH'S NFL PLAYOFF STATS

| YEAR | TEAM | GP | GS | TACKLES | | | | | INTERCEPTIONS | | | | | FUMBLES | | |
|-------------------|-------|----------|----------|----------|----------|----------|------------|------------|---------------|----------|----------|----------|----------|----------|----------|----------|
| | | | | TOT | SOLO | ASST | SK | YDS | INT | YDS | LG | TD | PD | FF | FR | |
| 2016 | MIAMI | 1 | 1 | 1 | 1 | 0 | 0.0 | 0.0 | 0 | 0 | 0 | 0 | 0 | 0 | 0 | 0 |
| NFL TOTALS | | 1 | 1 | 1 | 1 | 0 | 0.0 | 0.0 | 0 | 0 | 0 | 0 | 0 | 0 | 0 | 0 |

ADDITIONAL STATS

Special Teams Tackles: 1 in 2012.

SINGLE-GAME CAREER HIGHS

- Tackles:** 6 vs. Arizona, 12/11/16
- Sacks:** 2 3 times, last: vs. Tennessee, 10/8/17
- Passes Defended:** 2 vs. Atlanta, 12/20/15
- Forced Fumbles:** 2 at Philadelphia, 9/7/14
- Fumble Recoveries:** 1 3 times, last: vs. Indianapolis, 12/13/15



NFL CAREER

TRANSACTIONS:

- Promoted from Miami's practice squad on Nov. 19, 2016.
- Signed to Miami's practice squad on Oct. 11, 2016.
- Released from Dallas' practice squad on Sept. 22, 2016.
- Signed to Dallas' practice squad on Sept. 4, 2016.
- Waived by Dallas on Sept. 3, 2016.
- Signed by Dallas as an undrafted college free agent on May 6, 2016.

CAREER HIGHLIGHTS:

- Played in 21 career games with 3 starts.

2018 (MIAMI):

- Played in 4 games with 3 starts.
- Missed 8 games after being placed on injured reserve on Sept. 3 and activated on Nov. 2.

AT GREEN BAY (11/11):

- Made his 1st NFL start.

AT INDIANAPOLIS (11/25):

- Moved to center in the 1st quarter for an injured C Travis Swanson.

VS. BUFFALO (12/2):

- Started at center for an injured C Travis Swanson.

2017 (MIAMI):

- Played in all 16 games.

AT ATLANTA (10/15):

- Played center the entire 2nd half for an injured C Mike Pouncey.
- Protected QB Jay Cutler, who was 11-for-19 (57.9 pct.) for 87 yards, 2 TDs, no interceptions and a 104.5 QB rating once Brendel entered the game.

VS. TAMPA BAY (11/19):

- Played 1 snap at left guard in the 3rd quarter.

VS. DENVER (12/3):

- Entered the game at center for an injured C Mike Pouncey in the 4th quarter.

2016 (MIAMI/DALLAS):

- Played in 1 game.
- Dressed but did not play in 6 games.
- Spent time on Miami and Dallas' practice squads.
- Went to training camp and spent the offseason with Dallas.

VS. SAN FRANCISCO (11/27):

- Played 1 offensive snap.

- Made NFL debut.

POSTSEASON:

ACF WILD CARD AT PITTSBURGH (1/8): Appeared on special teams.

BEFORE THE NFL

COLLEGE (UCLA):

- 4-year starter (2012-15).

CAREER:

- Started all 52 games at center.
- Left school as the team's all-time leader in games started.

SENIOR (2015):

- Started all 13 games at center.
- Finalist for the Campbell Trophy (nation's top scholar-athlete).
- 2nd-team All-Pac 12.
- Helped team allow just 14 sacks, the 2nd-lowest in school history.
- Team co-captain.

JUNIOR (2014):

- Started 12 games at center.
- 2nd-team All-Pac 12.
- Team co-captain.

SOPHOMORE (2013):

- Started all 13 games at center.
- Honorable mention All-Pac 12.

REDSHIRT FRESHMAN (2012):

- Started all 14 games at center.
- 1st-team Freshman All-American.
- Honorable mention All-Pac 12.
- Redshirted in 2011.

HIGH SCHOOL (PLANO EAST HS – PLANO, TEXAS)

- Played defensive line as a freshman and sophomore.

SENIOR (2010):

- Did not allow a sack.
- Team captain.

JUNIOR (2009):

- Did not allow a sack.

OFF THE FIELD

PERSONAL:

- Attended the 2018 Miami Dolphins Business Combine in New York.
- Made the dean's list all 4 years at UCLA.
- 4-time 1st-team All-Pac 12 Academic Team selection.
- **MAJOR:** Economics.

JAKE BRENDEL'S NFL REGULAR SEASON STATS

GAMES/STARTS: 2016: 1/0, 2017: 16/0, 2018: 4/3

NFL TOTALS: 21/3

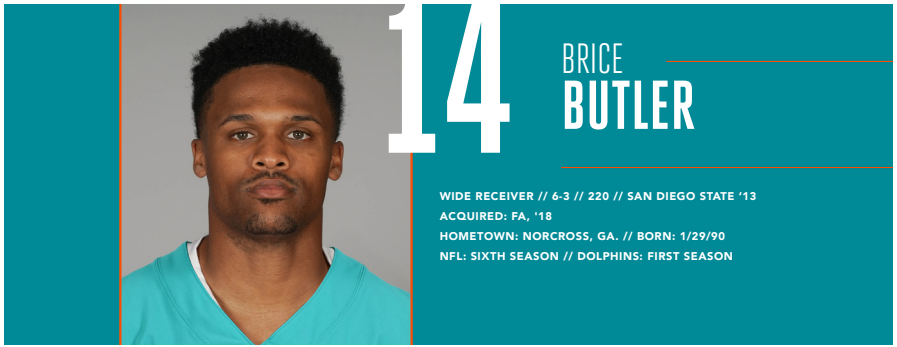
JAKE BRENDEL'S NFL PLAYOFF STATS

GAMES/STARTS: 2016: 1/0

PLAYOFF TOTALS: 1/0

ADDITIONAL STATS

Miscellaneous Tackles: (Miami) 1 in 2018.



NFL CAREER

TRANSACTIONS:

- Signed by Miami on Nov. 15, 2018.
- Released by Dallas on Oct. 22, 2018.
- Signed by Dallas on Sept. 18, 2018.
- Released by Arizona on Sept. 1, 2018.
- Signed by Arizona as an unrestricted free agent from Dallas on April 2, 2018.
- Traded from Oakland to Dallas on Sept. 16, 2015.
- 7th-round pick (209th overall) by Oakland in the 2013 NFL draft.

CAREER HIGHLIGHTS:

- Played in 65 career games with 8 starts.
- 77 receptions for 1,202 yards (15.6 avg.) and 8 TDs.
- 1 special teams fumble recovery.

2018 (ARIZONA/DALLAS/MIAMI):

- Played in 2 games with 1 start for Miami.
- Signed by Miami on Nov. 15.
- 4 receptions for 25 yards (6.3 avg.) for Miami.
- Released by Dallas on Oct. 22.
- Played in 2 games for Dallas but did not record any stats.
- Inactive for 2 games for Dallas.
- Dressed but did not play in 1 game with Dallas.
- Signed by Dallas on Sept. 18.
- Released by Arizona on Sept. 1.
- Spent the entire offseason and training camp with Arizona.

AT INDIANAPOLIS (11/25): Played but did not record any stats.

- Made his Dolphins debut.

VS. BUFFALO (12/2): 4 receptions for 25 yards (6.3 avg.).

- Made 1st start and 1st reception as a member of the Dolphins.

2017 (DALLAS):

- Played in 13 games.
- Inactive for 3 games
- 15 receptions for 317 yards (21.1 avg.) and 3 TDs.

AT ARIZONA (9/25): 2 receptions for 90 yards (45.0 avg.) and 1 TD.

- Caught a 37-yard TD pass from QB Dak Prescott to go ahead 21-14 in the 4th quarter.

VS. L.A. RAMS (10/1): 2 receptions for 12 yards (6.0

avg.) and 1 TD.

- Scored on a 10-yard pass from QB Dak Prescott in the 2nd quarter.

AT PHILADELPHIA (12/31): 2 receptions for 50 yards (25.0 avg.) and 1 TD.

- Scored the game's only TD on a 20-yard pass from QB Dak Prescott with 5:48 remaining in the game.

2016 (DALLAS):

- Played in all 16 games with 3 starts.
- 16 receptions for 219 yards (13.7 avg.) and 3 TDs.

AT SAN FRANCISCO (10/2): 5 receptions for 41 yards (8.2 avg.) and 1 TD.

- Caught a 4-yard TD pass from QB Dak Prescott to tie the score at 14 with 1:38 remaining in the 2nd quarter.

AT GREEN BAY (10/16): 1 reception for 20 yards and 1 TD.

- Hauled in a 20-yard TD pass from QB Dak Prescott with 0:33 left in the 2nd quarter.

VS. BALTIMORE (11/20): 2 receptions for 49 yards (24.5 avg.).

- His 49 receiving yards were a season high.

POSTSEASON:

NFC DIVISIONAL VS. GREEN BAY (1/15): Played but did not record any stats.

2015 (OAKLAND/DALLAS):

- Played in 7 games with 2 starts for Dallas.
- Inactive for 8 games with Dallas.
- 12 receptions for 258 yards (21.5 avg.) with Dallas.
- Traded from Oakland to Dallas on Sept. 16.
- Inactive for 1 game with Oakland.

AT BUFFALO (12/27): 4 receptions for 74 yards (18.5 avg.).

VS. WASHINGTON (1/3): 4 receptions for 60 yards (15.0 avg.).

2014 (OAKLAND):

- Played in 15 games.
- Inactive for 1 game.
- 21 receptions for 280 yards (13.3 avg.) and 2 TDs.

VS. SAN DIEGO (10/12): 3 receptions for 64 yards (21.3 avg.) and 1 TD.

- Caught a 47-yard TD pass from QB Derek Carr to give Oakland a 21-14 lead in the 3rd quarter.

- It was his 1st NFL TD reception.

VS. ARIZONA (10/19): 1 reception for 55 yards.

- VS. DENVER (11/9):** 2 receptions for 12 yards (6.0 avg.) and 1 TD.
- Caught a 5-yard TD pass from QB Derek Carr in the 2nd quarter.

2013 (OAKLAND):

- Played in 10 games.
- Inactive for 5 games.
- Dressed but did not play in 1 game.
- 9 receptions for 103 yards (11.4 avg.).
- 1 special teams fumble recovery.

AT INDIANAPOLIS (9/8): 1 reception for 8 yards.

- Made his NFL debut.

VS. JACKSONVILLE (9/15): 2 receptions for 10 yards (5.0 avg.).

AT DENVER (9/23): 3 receptions for 54 yards (18.0 avg.).

- Made his 1st NFL start.

BEFORE THE NFL

COLLEGE (SAN DIEGO STATE):

- 1-year letterman (2012).
- Graduate transfer from USC following his junior season (2011).
- 3-year letterman at USC (2009-11).

CAREER: Played in all 13 games with 8 starts at San Diego State; 24 receptions for 347 yards (14.5 avg.) and 4 TDs.

- Played in 36 games with 3 starts at USC; 41 receptions for 554 yards (13.5 avg.) and 3 TDs.
- SENIOR (2012 AT SAN DIEGO STATE):** Played in all 13 games with 8 starts; 24 receptions for 347 yards (14.5 avg.) and 4 TDs.
- Had at least 1 catch in final 11 games.

JUNIOR (2011 AT USC): Played in 11 games with 2 starts; 12 receptions for 150 yards (12.5 avg.).

SOPHOMORE (2010 AT USC): Played in 12 games; 9 receptions for 112 yards (12.4 avg.) and 1 TD.

- 1 solo tackle.

REDSHIRT FRESHMAN (2009 AT USC): Played in all 13 games with 1 start; 20 receptions for 292 yards (14.6 avg.) and 2 TDs.

- Pac-10 All-Freshman Team.
- Redshirted in 2008.

HIGH SCHOOL (NORCROSS HS – NORCROSS, GA.)

SENIOR (2007): 1,186 receiving yards and 15 TDs.

- All-American.

JUNIOR (2006): 35 receptions for 680 yards (19.4 avg.) and 9 TDs.

OFF THE FIELD

PERSONAL:

- His father, Bobby, was an All-American cornerback at Florida State and played for 12 years (1981-92) in the NFL with the Atlanta Falcons.
- **MAJOR:** Public policy, management and planning.

BRICE BUTLER'S NFL REGULAR SEASON STATS

| YEAR | TEAM | GP | GS | RECEIVING | | | | | RUSHING | | | | |
|-------------------|---------|-----------|----------|-----------|-------------|-------------|-----------|----------|----------|----------|------------|----------|----------|
| | | | | REC | YDS | AVG | LG | TD | ATT | YDS | AVG | LG | TD |
| 2013 | OAKLAND | 10 | 2 | 9 | 103 | 11.4 | 29 | 0 | 0 | 0 | 0.0 | - | 0 |
| 2014 | OAKLAND | 15 | 0 | 21 | 280 | 13.3 | 55 | 2 | 0 | 0 | 0.0 | - | 0 |
| 2015 | DALLAS | 7 | 2 | 12 | 258 | 21.5 | 67 | 0 | 0 | 0 | 0.0 | - | 0 |
| 2016 | DALLAS | 16 | 3 | 16 | 219 | 13.7 | 41 | 3 | 0 | 0 | 0.0 | - | 0 |
| 2017 | DALLAS | 13 | 0 | 15 | 317 | 21.1 | 53 | 3 | 0 | 0 | 0.0 | - | 0 |
| 2018 | DALLAS | 2 | 0 | 0 | 0 | 0.0 | - | 0 | 0 | 0 | 0.0 | - | 0 |
| | MIAMI | 2 | 1 | 4 | 25 | 6.3 | 14 | 0 | 0 | 0 | 0.0 | - | 0 |
| NFL TOTALS | | 65 | 8 | 77 | 1202 | 15.6 | 67 | 8 | 0 | 0 | 0.0 | - | 0 |

BRICE BUTLER'S NFL PLAYOFF STATS

| YEAR | TEAM | GP | GS | RECEIVING | | | | | RUSHING | | | | |
|-----------------------|--------|----------|----------|-----------|----------|------------|----------|----------|----------|----------|------------|----------|----------|
| | | | | REC | YDS | AVG | LG | TD | ATT | YDS | AVG | LG | TD |
| 2016 | DALLAS | 1 | 0 | 0 | 0 | 0.0 | - | 0 | 0 | 0 | 0.0 | - | 0 |
| PLAYOFF TOTALS | | 1 | 0 | 0 | 0 | 0.0 | - | 0 | 0 | 0 | 0.0 | - | 0 |

ADDITIONAL STATS

Special Teams Fumble Recoveries: 1 in 2013.
Miscellaneous Tackles: (Oakland) 1 in 2014, (Dallas) 1 in 2017 for total of 2.

SINGLE-GAME CAREER HIGHS

Receptions: 5 at San Francisco, 10/2/16
Receiving Yards: 90 at Arizona, 9/25/17
Longest Rec.: 67 at New Orleans, 10/4/15
TD Receptions: 1 8 times, last: at Philadelphia, 12/31/17

2013 GAME-BY-GAME STATS (OAKLAND)

| DATE | OPPONENT | P/S | REC | YDS | AVG | LG | TD |
|--------------------|-----------------|-------------|--------------|------------|-------------|-----------|----------|
| 09/08 | at Indianapolis | 1/0 | 1 | 8 | 8.0 | 8 | 0 |
| 09/15 | JACKSONVILLE | 1/0 | 2 | 10 | 5.0 | 9 | 0 |
| 09/23 | at Denver | 1/1 | 3 | 54 | 18.0 | 29 | 0 |
| 09/29 | WASHINGTON | 1/1 | 1 | 6 | 6.0 | 6 | 0 |
| 10/06 | SAN DIEGO | 1/0 | 1 | 20 | 20.0 | 20 | 0 |
| 10/13 | at Kansas City | 1/0 | 1 | 5 | 5.0 | 5 | 0 |
| 10/27 | PITTSBURGH | 1/0 | 0 | 0 | 0.0 | - | 0 |
| 11/03 | PHILADELPHIA | | INACTIVE | | | | |
| 11/10 | at N.Y. Giants | | DID NOT PLAY | | | | |
| 11/17 | at Houston | 1/0 | 0 | 0 | 0.0 | - | 0 |
| 11/24 | TENNESSEE | 1/0 | 0 | 0 | 0.0 | - | 0 |
| 11/28 | at Dallas | | INACTIVE | | | | |
| 12/08 | at N.Y. Jets | 1/0 | 0 | 0 | 0.0 | - | 0 |
| 12/15 | KANSAS CITY | | INACTIVE | | | | |
| 12/22 | at San Diego | | INACTIVE | | | | |
| 12/29 | DENVER | | INACTIVE | | | | |
| 2013 TOTALS | | 10/2 | 9 | 103 | 11.4 | 29 | 0 |

2014 GAME-BY-GAME STATS (OAKLAND)

| DATE | OPPONENT | P/S | REC | YDS | AVG | LG | TD |
|--------------------|----------------|-------------|-----------|------------|-------------|-----------|----------|
| 09/07 | at N.Y. Jets | | INACTIVE | | | | |
| 09/14 | HOUSTON | 1/0 | 1 | -2 | -2.0 | -2 | 0 |
| 09/21 | at New England | 1/0 | 0 | 0 | 0.0 | - | 0 |
| 09/28 | MIAMI | 1/0 | 2 | 30 | 15.0 | 15 | 0 |
| 10/12 | SAN DIEGO | 1/0 | 3 | 64 | 21.3 | 47t | 1 |
| 10/19 | ARIZONA | 1/0 | 1 | 55 | 55.0 | 55 | 0 |
| 10/26 | at Cleveland | 1/0 | 1 | 9 | 9.0 | 9 | 0 |
| 11/02 | at Seattle | 1/0 | 2 | 20 | 10.0 | 12 | 0 |
| 11/09 | DENVER | 1/0 | 2 | 12 | 6.0 | 7 | 1 |
| 11/16 | at San Diego | 1/0 | 1 | 15 | 15.0 | 15 | 0 |
| 11/23 | KANSAS CITY | 1/0 | 2 | 21 | 10.5 | 11 | 0 |
| 11/30 | at St. Louis | 1/0 | 2 | 27 | 13.5 | 17 | 0 |
| 12/07 | SAN FRANCISCO | 1/0 | 0 | 0 | 0.0 | - | 0 |
| 12/14 | at Kansas City | 1/0 | 3 | 23 | 7.7 | 13 | 0 |
| 12/21 | BUFFALO | 1/0 | 0 | 0 | 0.0 | - | 0 |
| 12/28 | at Denver | 1/0 | 1 | 6 | 6.0 | 6 | 0 |
| 2014 TOTALS | | 15/0 | 21 | 280 | 13.3 | 55 | 2 |

2015 GAME-BY-GAME STATS (OAKLAND/DALLAS)

| DATE | OPPONENT | P/S | REC | YDS | AVG | LG | TD |
|-----------------------|-----------------|------------|-----------|------------|-------------|-----------|----------|
| 09/13 | CINCINNATI | | INACTIVE | | | | |
| OAKLAND TOTALS | 0/0 | | 0 | 0 | 0.0 | - | 0 |
| 09/20 | at Philadelphia | 1/0 | 0 | 0 | 0.0 | - | 0 |
| 09/27 | ATLANTA | 1/0 | 0 | 0 | 0.0 | - | 0 |
| 10/04 | at New Orleans | 1/0 | 1 | 67 | 67.0 | 67 | 0 |
| 10/11 | NEW ENGLAND | | INACTIVE | | | | |
| 10/25 | at N.Y. Giants | 1/1 | 2 | 41 | 20.5 | 26 | 0 |
| 11/01 | SEATTLE | | INACTIVE | | | | |
| 11/08 | PHILADELPHIA | | INACTIVE | | | | |
| 11/15 | at Tampa Bay | | INACTIVE | | | | |
| 11/22 | at Miami | | INACTIVE | | | | |
| 11/26 | CAROLINA | | INACTIVE | | | | |
| 12/07 | at Washington | | INACTIVE | | | | |
| 12/13 | at Green Bay | | INACTIVE | | | | |
| 12/19 | N.Y. JETS | 1/0 | 1 | 16 | 16.0 | 16 | 0 |
| 12/27 | at Buffalo | 1/0 | 4 | 74 | 18.5 | 34 | 0 |
| 01/03 | WASHINGTON | 1/1 | 4 | 60 | 15.0 | 24 | 0 |
| DALLAS TOTALS | 7/2 | | 12 | 258 | 21.5 | 67 | 0 |
| 2015 TOTALS | | 7/2 | 12 | 258 | 21.5 | 67 | 0 |

2016 GAME-BY-GAME STATS (DALLAS)

| DATE | OPPONENT | P/S | REC | YDS | AVG | LG | TD |
|--------------------|------------------|-------------|------------|------------|-------------|-----------|-----------|
| 09/11 | N.Y. GIANTS | 1/0 | 1 | 16 | 16.0 | 16 | 0 |
| 09/18 | at Washington | 1/0 | 0 | 0 | 0.0 | - | 0 |
| 09/25 | CHICAGO | 1/0 | 0 | 0 | 0.0 | - | 0 |
| 10/02 | at San Francisco | 1/1 | 5 | 41 | 8.2 | 14 | 1 |
| 10/09 | CINCINNATI | 1/1 | 2 | 20 | 10.0 | 13 | 0 |
| 10/16 | at Green Bay | 1/1 | 1 | 20 | 20.0 | 20t | 1 |
| 10/30 | PHILADELPHIA | 1/0 | 1 | 19 | 19.0 | 19 | 0 |
| 11/06 | at Cleveland | 1/0 | 1 | 9 | 9.0 | 9 | 0 |
| 11/13 | at Pittsburgh | 1/0 | 0 | 0 | 0.0 | - | 0 |
| 11/20 | BALTIMORE | 1/0 | 2 | 49 | 24.5 | 41 | 0 |
| 11/24 | WASHINGTON | 1/0 | 0 | 0 | 0.0 | - | 0 |
| 12/01 | at Minnesota | 1/0 | 0 | 0 | 0.0 | - | 0 |
| 12/11 | at N.Y. Giants | 1/0 | 0 | 0 | 0.0 | - | 0 |
| 12/18 | TAMPA BAY | 1/0 | 1 | 21 | 21.0 | 21 | 0 |
| 12/26 | DETROIT | 1/0 | 1 | 21 | 21.0 | 21t | 1 |
| 01/01 | at Philadelphia | 1/0 | 1 | 3 | 3.0 | 3 | 0 |
| 2016 TOTALS | | 16/0 | 16 | 219 | 13.7 | 41 | 3 |
| DATE | OPPONENT | P/S | REC | YDS | AVG | LG | TD |
| 01/15 | GREEN BAY* | 1/0 | 0 | 0 | 0.0 | - | 0 |


* NFC Divisional game

2017 GAME-BY-GAME STATS (DALLAS)

| DATE | OPPONENT | P/S | REC | YDS | AVG | LG | TD |
|--------------------|------------------|-------------|-----------|------------|-------------|-----------|----------|
| 09/10 | N.Y. GIANTS | 1/0 | 1 | 30 | 30.0 | 30 | 0 |
| 09/17 | at Denver | 1/0 | 1 | 18 | 18.0 | 18 | 0 |
| 09/25 | at Arizona | 1/0 | 2 | 90 | 45.0 | 53 | 1 |
| 10/01 | L.A. RAMS | 1/0 | 2 | 12 | 6.0 | 10t | 1 |
| 10/08 | GREEN BAY | 1/0 | 2 | 57 | 28.5 | 49 | 0 |
| 10/22 | at San Francisco | 1/0 | 0 | 0 | 0.0 | - | 0 |
| 10/29 | at Washington | 1/0 | 0 | 0 | 0.0 | - | 0 |
| 11/05 | KANSAS CITY | 1/0 | 1 | 6 | 6.0 | 6 | 0 |
| 11/12 | at Atlanta | 1/0 | 1 | 30 | 30.0 | 30 | 0 |
| 11/19 | PHILADELPHIA | 1/0 | 2 | 19 | 9.5 | 12 | 0 |
| 11/23 | L.A. CHARGERS | 1/0 | 1 | 5 | 5.0 | 5 | 0 |
| 11/30 | WASHINGTON | 1/0 | 0 | 0 | 0.0 | - | 0 |
| 12/10 | at N.Y. Giants | | INACTIVE | | | | |
| 12/17 | at Oakland | | INACTIVE | | | | |
| 12/24 | SEATTLE | | INACTIVE | | | | |
| 12/31 | at Philadelphia | 1/0 | 2 | 50 | 25.0 | 30 | 1 |
| 2017 TOTALS | | 13/0 | 15 | 317 | 21.1 | 53 | 3 |

2018 GAME-BY-GAME STATS (DALLAS/MIAMI)

| DATE | OPPONENT | P/S | REC | YDS | AVG | LG | TD |
|----------------------|-----------------|------------|---------------|-----------|------------|-----------|----------|
| 09/09 | at Carolina | | NOT ON ROSTER | | | | |
| 09/16 | N.Y. GIANTS | | NOT ON ROSTER | | | | |
| 09/23 | at Seattle | | INACTIVE | | | | |
| 09/30 | DETROIT | | DID NOT PLAY | | | | |
| 10/07 | at Houston | 1/0 | 0 | 0 | 0.0 | - | 0 |
| 10/14 | JACKSONVILLE | | INACTIVE | | | | |
| 10/21 | at Washington | 1/0 | 0 | 0 | 0.0 | - | 0 |
| DALLAS TOTALS | 2/0 | | 0 | 0 | 0.0 | - | 0 |
| 10/25 | at Houston | | NOT ON ROSTER | | | | |
| 11/04 | N.Y. JETS | | NOT ON ROSTER | | | | |
| 11/11 | at Green Bay | | NOT ON ROSTER | | | | |
| 11/25 | at Indianapolis | 1/0 | 0 | 0 | 0.0 | - | 0 |
| 12/02 | BUFFALO | 1/1 | 4 | 25 | 6.3 | 14 | 0 |
| 12/09 | NEW ENGLAND | | | | | | |
| 12/16 | at Minnesota | | | | | | |
| 12/23 | JACKSONVILLE | | | | | | |
| 12/30 | at Buffalo | | | | | | |
| MIAMI TOTALS | 2/1 | | 4 | 25 | 6.3 | 14 | 0 |
| 2018 TOTALS | | 4/1 | 4 | 25 | 6.3 | 14 | 0 |



88

LEONTE CARROO

WIDE RECEIVER // 6-1 // 215 // RUTGERS '16
ACQUIRED: D3B, '16
HOMETOWN: EDISON, N.J. // BORN: 1/24/94
NFL: THIRD SEASON // DOLPHINS: THIRD SEASON

NFL CAREER

TRANSACTIONS:

- Promoted from Miami's practice squad on Oct. 25, 2018.
- Signed to Miami's practice squad on Sept. 3, 2018.
- Waived by Miami on Sept. 1, 2018.
- 3rd-round pick (86th overall) by Miami in the 2016 NFL draft.

CAREER HIGHLIGHTS:

- Played in 33 career games with 2 starts.
- 12 receptions for 192 yards (16.0 avg.) and 2 TDs.
- 1 carry for 14 yards (14.0 avg.).

2018 (MIAMI):

- Played in 5 games.
- 2 receptions for 94 yards (47.0 avg.) and 1 TD; 1 carry for 14 yards (14.0 avg.).
- 1 special teams fumble recovery and 1 blocked punt recovery.
- Promoted from Miami's practice squad on Oct. 24.
- Spent the offseason and training camp with Miami.

VS. N.Y. JETS (11/4): Appeared on special teams.

AT GREEN BAY (11/11): 1 reception for 20 yards (20.0 avg.); 1 carry for 14 yards (14.0 avg.).

- Made a fumble recovery on a Packers punt return that was forced by TE A.J. Derby in the 1st quarter.
- Recovered a punt that was blocked by RB Brandon Bolden in the 3rd quarter.

AT INDIANAPOLIS (11/25): 1 reception for 74 yards and 1 TD.

- Caught a 74-yard TD pass from QB Ryan Tannehill with 1:15 remaining in the 2nd quarter to tie the game at 14.

2017 (MIAMI):

- Played in 14 games.
- Inactive for 2 games.
- Missed the final game of the season after being placed on the non-football injury list on Dec. 28.
- 7 receptions for 69 yards (9.9 avg.).

AT N.Y. JETS (9/24): 1 reception for 21 yards.

AT BALTIMORE (10/26): 6 receptions for 48 yards (8.0 avg.).

- His 6 receptions led the team.

2016 (MIAMI):

- Played in 14 games with 2 starts.
- Inactive for 2 games.
- 3 receptions for 29 yards (9.7 avg.) and 1 TD.

AT SEATTLE (9/11): 2 receptions for 14 yards (7.0 avg.).

- Made his NFL debut.

VS. SAN FRANCISCO (11/27): 1 reception for 15 yards and 1 TD.

- Caught a 15-yard TD pass from QB Ryan Tannehill for his 1st NFL score.

POSTSEASON:

AFC WILD CARD AT PITTSBURGH (1/8): Inactive.

BEFORE THE NFL

COLLEGE (RUTGERS):

- 4-year letterman (2012-15) and 2-year starter.

CAREER: Played in 44 games with 22 starts; 122 receptions for 2,373 yards (19.5 avg.) and 29 TDs.

- Left as the school's all-time leader with 29 TD receptions.

SENIOR (2015): Played in 8 games with 6 starts; 39 receptions for 809 yards (20.7 avg.) and 10 TDs.

- Led team with 39 receptions and 809 yards.
- 3rd-team All-Big Ten.
- Team MVP.

JUNIOR (2014): Started all 13 games; 55 receptions for 1,086 yards (19.7 avg.) and 10 TDs.

- His 19.7 yards per catch average led the nation (min. 51 receptions).
- 1st-team All-Big Ten.
- Team Offensive MVP.

SOPHOMORE (2013): Played in 10 games with 3 starts; 28 receptions for 478 yards (17.1 avg.) and 9 TDs.

- His 9 TD receptions led the team.
- 8 of his 9 TD receptions came in the 4th quarter or overtime.

TRUE FRESHMAN (2012): Played in all 13 games; 1 special teams tackle.

HIGH SCHOOL (DON BOSCO PREP – RAMSEY, N.J.)

- 3-year letterman (2009-11).
- 82 receptions for 1,548 yards (18.9 avg.) and 18 TDs in his final 2 seasons.
- Also ran track.

SENIOR (2011): 37 receptions for 543 yards (14.7 avg.) and 4 TDs.

- Helped his school earn a No. 1 national ranking in several polls.
- All-state.
- All-county.

JUNIOR (2010):

- All-county.

OFF THE FIELD

COMMUNITY:

- Participated in team events such as delivering beds from Ashley HomeStore to underprivileged children.

PERSONAL:

- **DOUBLE MAJOR:** Labor studies and employment relations and communication.

LEONTE CARROO'S NFL REGULAR SEASON STATS

| YEAR | TEAM | GP | GS | RECEIVING | | | | | RUSHING | | | | |
|-------------------|-------|-----------|----------|-----------|------------|-------------|------------|----------|----------|-----------|-------------|-----------|----------|
| | | | | REC | YDS | AVG | LG | TD | ATT | YDS | AVG | LG | TD |
| 2016 | MIAMI | 14 | 2 | 3 | 29 | 9.7 | 15t | 1 | 0 | 0 | 0.0 | 0 | 0 |
| 2017 | MIAMI | 14 | 0 | 7 | 69 | 9.9 | 21 | 0 | 0 | 0 | 0.0 | 0 | 0 |
| 2018 | MIAMI | 5 | 0 | 2 | 94 | 47.0 | 74t | 1 | 1 | 14 | 14.0 | 14 | 0 |
| NFL TOTALS | | 33 | 2 | 12 | 192 | 16.0 | 74t | 2 | 1 | 14 | 14.0 | 14 | 0 |

ADDITIONAL STATS

Special Teams Fumble Recoveries: (Miami) 1 in 2018.

SINGLE-GAME CAREER HIGHS

Receptions: 6 at Baltimore, 10/26/17
Receiving Yards: 74 at Indianapolis, 11/25/18
Longest Reception: 74t at Indianapolis, 11/25/18
Receiving TDs: 1 at Indianapolis, 11/25/18

2016 GAME-BY-GAME STATS (MIAMI)

| DATE | OPPONENT | P/S | ATT | YDS | AVG | LG | TD |
|-------|----------------|-----|-----|-----|------|----------|----|
| 09/11 | at Seattle | 1/1 | 2 | 14 | 7.0 | 12 | 0 |
| 09/18 | at New England | 1/0 | 0 | 0 | 0.0 | - | 0 |
| 09/25 | CLEVELAND | 1/0 | 0 | 0 | 0.0 | - | 0 |
| 09/29 | at Cincinnati | 1/1 | 0 | 0 | 0.0 | - | 0 |
| 10/09 | TENNESSEE | 1/0 | 0 | 0 | 0.0 | - | 0 |
| 10/16 | PITTSBURGH | 1/0 | 0 | 0 | 0.0 | - | 0 |
| 10/23 | BUFFALO | 1/0 | 0 | 0 | 0.0 | - | 0 |
| 11/06 | N.Y. JETS | 1/0 | 0 | 0 | 0.0 | - | 0 |
| 11/13 | at San Diego | 1/0 | 0 | 0 | 0.0 | - | 0 |
| 11/20 | at L.A. Rams | 1/0 | 0 | 0 | 0.0 | - | 0 |
| 11/27 | SAN FRANCISCO | 1/0 | 1 | 15 | 15.0 | 15t | 1 |
| 12/04 | at Baltimore | 1/0 | 0 | 0 | 0.0 | - | 0 |
| 12/11 | ARIZONA | 1/0 | 0 | 0 | 0.0 | - | 0 |
| 12/17 | at N.Y. Jets | 1/0 | 0 | 0 | 0.0 | - | 0 |
| 12/24 | at Buffalo | | | | | INACTIVE | |
| 01/01 | NEW ENGLAND | | | | | INACTIVE | |

2016 TOTALS 14/2 3 29 9.7 15t 1

| DATE | OPPONENT | P/S | ATT | YDS | AVG | LG | TD |
|-------|----------------|-----|-----|-----|-----|----------|----|
| 01/08 | at Pittsburgh* | | | | | INACTIVE | |

* AFC Wild Card game

2017 GAME-BY-GAME STATS (MIAMI)

| DATE | OPPONENT | P/S | ATT | YDS | AVG | LG | TD |
|-------|------------------|-----|-----|-----|------|----------|----|
| 09/17 | at L.A. Chargers | 1/0 | 0 | 0 | 0.0 | - | 0 |
| 09/24 | at N.Y. Jets | 1/0 | 0 | 0 | 0.0 | - | 0 |
| 10/01 | NEW ORLEANS | 1/0 | 0 | 0 | 0.0 | - | 0 |
| 10/08 | TENNESSEE | 1/0 | 0 | 0 | 0.0 | - | 0 |
| 10/15 | at Atlanta | 1/0 | 0 | 0 | 0.0 | - | 0 |
| 10/22 | N.Y. JETS | 1/0 | 1 | 21 | 21.0 | 21 | 0 |
| 10/26 | at Baltimore | 1/0 | 6 | 48 | 8.0 | 14 | 0 |
| 11/5 | OAKLAND | 1/0 | 0 | 0 | 0.0 | - | 0 |
| 11/13 | at Carolina | 1/0 | 0 | 0 | 0.0 | - | 0 |
| 11/19 | TAMPA BAY | | | | | INACTIVE | |
| 11/26 | at New England | 1/0 | 0 | 0 | 0.0 | - | 0 |
| 12/3 | DENVER | 1/0 | 0 | 0 | 0.0 | - | 0 |
| 12/11 | NEW ENGLAND | 1/0 | 0 | 0 | 0.0 | - | 0 |
| 12/17 | at Buffalo | 1/0 | 0 | 0 | 0.0 | - | 0 |
| 12/24 | at Kansas City | 1/0 | 0 | 0 | 0.0 | - | 0 |
| 12/31 | BUFFALO | | | | | INACTIVE | |

2017 TOTALS 14/0 7 69 9.9 21 0

2018 GAME-BY-GAME STATS (MIAMI)

| DATE | OPPONENT | P/S | REC | YDS | AVG | LG | TD |
|-------|-----------------|-----|-----|-----|------|----------------|----|
| 09/09 | TENNESSEE | | | | | PRACTICE SQUAD | |
| 09/16 | at N.Y. Jets | | | | | PRACTICE SQUAD | |
| 09/23 | OAKLAND | | | | | PRACTICE SQUAD | |
| 09/30 | at New England | | | | | PRACTICE SQUAD | |
| 10/07 | at Cincinnati | | | | | PRACTICE SQUAD | |
| 10/14 | CHICAGO | | | | | PRACTICE SQUAD | |
| 10/21 | DETROIT | | | | | PRACTICE SQUAD | |
| 10/25 | at Houston | 1/0 | 0 | 0 | 0.0 | - | 0 |
| 11/04 | N.Y. JETS | 1/0 | 0 | 0 | 0.0 | - | 0 |
| 11/11 | at Green Bay | 1/0 | 1 | 20 | 20.0 | 20 | 0 |
| 11/25 | at Indianapolis | 1/0 | 1 | 74 | 74.0 | 74t | 1 |
| 12/02 | BUFFALO | 1/0 | 0 | 0 | 0.0 | - | 0 |
| 12/09 | NEW ENGLAND | | | | | | |
| 12/16 | at Minnesota | | | | | | |
| 12/23 | JACKSONVILLE | | | | | | |
| 12/30 | at Buffalo | | | | | | |

2018 TOTALS 5/0 2 94 47.0 74t 1



JESSE DAVIS

GUARD/TACKLE // 6-6 // 325 // IDAHO '16
ACQUIRED: FA, '16
HOMETOWN: ASOTIN, WASH. // BORN: 9/15/91
NFL: SECOND SEASON // DOLPHINS: SECOND SEASON

NFL CAREER

TRANSACTIONS:

- Signed by Miami on Jan. 10, 2017.
- Signed to Miami's practice squad on Nov. 22, 2016.
- Released from the N.Y. Jets practice squad on Nov. 15, 2016.
- Signed to the N.Y. Jets practice squad on Nov. 1, 2016.
- Waived by the N.Y. Jets on Aug. 28, 2016.
- Signed by the N.Y. Jets on Jan. 11, 2016.
- Waived by Seattle on Aug. 31, 2015.
- Signed by Seattle as an undrafted college free agent on May 2, 2015.

CAREER HIGHLIGHTS:

- Played in 28 career games with 22 starts.
- Became 1 of 5 players in Dolphins history to start at 3 positions on the offensive line in a season (2017) and the only 1st-year player to do so.

2018 (MIAMI):

- Started 12 games.

AT N.Y. JETS (9/16):

- Protected QB Ryan Tannehill, who completed 17-of-23 passes (73.9 pct.) for 168 yards and 2 TDs.
- Blocked for a running game that had 31 carries for 135 yards (4.4 avg.) and 1 TD.

VS. OAKLAND (9/23):

- Started at right guard.
- Protected QB Ryan Tannehill, who completed 17-of-23 passes (73.9 pct.) for 289 yards and 3 TDs.
- Played 1 defensive snap.

VS. CHICAGO (10/14):

- Started at right guard.
- Protected QB Brock Osweiler, who completed 28-of-44 passes (63.6 pct.) for 380 yards and 3 TDs.
- Blocked for a running game that had 31 carries for 161 yards (5.2 avg.).

2017 (MIAMI):

- Played in all 16 games with 10 starts.
- Started 6 games at right guard, 2 at left guard and 2 at right tackle.
- Became 1 of 5 players in Dolphins history to start at 3 positions on the offensive line in a season and the only 1st-year player to do so.

AT L.A. CHARGERS (9/17):

- Played 22 snaps at left guard.

- Made NFL debut.

AT BALTIMORE (10/26):

- Started at left guard.
- Made first NFL start.

VS. DENVER (12/3):

- Started at right guard.
- Blocked for RB Kenyan Drake, who rushed 23 times for 120 yards (5.2 avg.) and 1 TD.
- It was the 1st 100-yard rushing game of Drake's career.

2016 (MIAMI/N.Y. JETS):

- Spent the season on Miami and the N.Y. Jets practice squads.
- Went to training camp with the N.Y. Jets.

2015 (SEATTLE):

- Went to training camp with Seattle.

BEFORE THE NFL

COLLEGE (IDAHO):

- 4-year letterman (2011-14) and 3-year starter.

CAREER:

- Played in 39 games with 27 starts.
- Spent first two seasons playing defense and totaled 22 tackles (10 solo), 2 passes defended and 1 fumble recovery.
- Moved from defensive tackle to offensive tackle after his sophomore season (2012).

SENIOR (2014):

- Played in all 11 games with 9 starts at quick tackle.

JUNIOR (2013):

- Started 5 games at strong tackle.
- Moved from defensive tackle to offensive tackle during the spring.

SOPHOMORE (2012):

- Started all 12 games at defensive tackle; 13 tackles (7 solo), 1 pass defended and 1 fumble recovery.
- Led the team with 5 quarterback hurries.

REDSHIRT FRESHMAN (2011):

- Played in all 11 games with 1 start; 9 tackles (3 solo) and 1 pass defended.
- Redshirted in 2010.

HIGH SCHOOL (ASOTIN HS – ASOTIN, WASH.):

- Played tight end and defensive line.
- Also participated in basketball and baseball.

SENIOR (2009):

- 10 receptions for 169 yards (16.9 avg.) and 4 TDs; 35 tackles (14 solo), 2 sacks, 1 pass defended, 1 fumble recovery and 1 blocked punt.
- 1st-team all-state at tight end.
- 1st-team all-district at tight end.

JUNIOR (2008):

- 1st-team all-district.

OFF THE FIELD

COMMUNITY:

- Annually participates in the AARP Foundation Million Meal Pack to pack more than 1 million meals in a single day for older adults in the South

Florida community.

- Participated in the 2018 Dolphins Cancer Challenge Golf Tournament.
- Fished in the 2017 Fins Weekend Fishing Tournament.


PERSONAL:

- **MAJOR:** General studies.

JESSE DAVIS' NFL REGULAR SEASON STATS

GAMES/STARTS: 2017: 16/10, 2018: 12/12

NFL TOTALS: 28/22



92

JOHN DENNEY

LONG SNAPPER // 6-5 // 242 // BRIGHAM YOUNG '05
 ACQUIRED: FA, '05
 HOMETOWN: THORNTON, COLO. // BORN: 12/13/78
 NFL: 14TH SEASON // DOLPHINS: 14TH SEASON



NFL CAREER

TRANSACTIONS:

- Signed by Miami on Sept. 3, 2018.
- Released by Miami on Sept. 2, 2018.
- Signed by Miami as an undrafted college free agent on April 29, 2005.

CAREER HONORS:

- 2013 Nat Moore Community Service Award.
- 2012 Pro Bowl selection.
- 2010 Pro Bowl selection.

CAREER HIGHLIGHTS:

- Played in 220 career games.
- 49 special teams tackles (37 solo), 1 forced fumble and 3 fumble recoveries.
- Has not missed a game in his 14 NFL seasons.
- Is 1st in Dolphins history with 219 consecutive regular season games played:

| MOST CONSECUTIVE GAMES PLAYED IN DOLPHINS HISTORY | | |
|---|----------|-------------------------|
| PLAYER | CONS. GP | STREAK |
| 1. JOHN DENNEY | 220* | 1ST (2005)-PRESENT |
| 2. Jason Taylor | 130 | 15th (1999)-16th (2007) |
| 3. Jim Langer | 128 | 10th (1970)-9th (1979) |
| 4. Garo Yepremian | 127 | 2nd (1970)-16th (1978) |
| 5. Bob Baumhower | 125 | 1st (1977)-14th (1984) |

* active streak

- His 220 consecutive games is the longest active streak in the NFL:

| MOST CONSECUTIVE GAMES PLAYED IN NFL HISTORY (ACTIVE STREAKS) | | | |
|---|---------|-----|----------|
| PLAYER | TEAM(S) | POS | CONS. GP |
| 1. JOHN DENNEY | MIAMI | LS | 220 |
| 2. L.P. Ladouceur | Dal. | LS | 217 |
| 3. Philip Rivers | SD/LAC | QB | 205 |
| 4. Sam Koch | Bal. | P | 204 |
| 5. Mason Crosby | GB | K | 188 |

- His 220 games played are the 2nd-most in Dolphins history:

| MOST GAMES PLAYED IN DOLPHINS HISTORY | | |
|---------------------------------------|------|-----------------------|
| PLAYER | GP | YEARS |
| 1. Dan Marino | 242 | 1983-99 |
| 2. JOHN DENNEY | 220* | 2005-PRESENT |
| 3. Jason Taylor | 204 | 1997-2007, 2009, 2011 |
| 4. Bob Kuechenberg | 196 | 1970-84 |
| 5. Nat Moore | 183 | 1974-86 |

* active

- He is the 2nd-oldest Dolphins player to see action in a game. This list shows the ages of the most senior players in Dolphins history when they played their last game with the team:

| OLDEST PLAYERS TO PLAY IN A GAME FOR THE DOLPHINS | | |
|---|-----|------|
| PLAYER | YRS | DAYS |
| 1. Earl Morrall | 42 | 208 |
| 2. JOHN DENNEY* | 39 | 354 |
| 3. Steve DeBerg | 39 | 334 |
| 4. Keith Traylor | 38 | 111 |
| 5. Dan Marino | 38 | 109 |

* active

2018 (MIAMI):

- Played in 12 games.
- 4 special teams tackles (1 solo).

VS. TENNESSEE (9/9):

- Played but did not record any stats.
- Became the NFL leader among active players for consecutive games played.

AT NEW ENGLAND (9/30):

- 2 assisted special teams tackles.

AT INDIANAPOLIS (11/25):

- Played but did not record any stats.
- Became the second-oldest player to appear in a game in Dolphins history.

2017 (MIAMI):

- Played in all 16 games.
- 2 special teams tackles (1 solo).
- Helped K Cody Parkey tie the team record for best field goal percentage in a single season (91.3 pct.).

VS. OAKLAND (11/5):

- Played but did not record any stats.
- Became the 20th active NFL player and the 313th player in NFL history to play in 200 career games.
- Served as a game captain.

2016 (MIAMI):

- Played in all 16 games.
- 1 special teams tackle.

POSTSEASON:

AFC WILD CARD AT PITTSBURGH (1/8):

- Played but did not record any stats.

2015 (MIAMI):

- Played in all 16 games.
- 4 special teams tackles (3 solo).

2014 (MIAMI):

- Played in all 16 games.
- 2 special teams tackles and 1 fumble recovery.

AT DENVER (11/23): 1 fumble recovery.**2013 (MIAMI):**

- Played in all 16 games.
- 4 special teams tackles (3 solo) and 1 fumble recovery.
- Helped P Brandon Field set a single-season team record with a 42.4 net punting average.

VS. ATLANTA (9/22): 1 fumble recovery.**HONORS:**

- Nat Moore Community Service Award winner.

2012 (MIAMI):

- Played in all 16 games.
- 2 special teams tackles and 1 forced fumble.
- Helped P Brandon Field set the single-season team record with a 50.2 gross punting average.

VS. ST. LOUIS (10/14): 1 forced fumble.**PRO BOWL:**

- Earned the 2nd Pro Bowl bid of his career as a coach's selection.
- Became the 1st Dolphins player to twice be selected to a Pro Bowl as a "need" player and also the first non-punting or kicking Dolphins special teams player to be twice named to an AFC Pro Bowl squad in team history.

2011 (MIAMI):

- Played in all 16 games.
- 4 solo special teams tackles.

2010 (MIAMI):

- Played in all 16 games.
- 4 solo special teams tackles.

PRO BOWL:

- Earned his 1st Pro Bowl bid as a coach's selection.
- Became the 2nd Dolphins "need" player selected to a Pro Bowl team in franchise history, along with linebacker Zach Thomas in 2000.
- Became only the 2nd non-punting or kicking Dolphins special teams player named to an AFC Pro Bowl squad in Dolphins history, joining special teamer Larry Izzo, a 2000 selection.

2009 (MIAMI):

- Played in all 16 games.
- 7 special teams tackles (6 solo)

2008 (MIAMI):

- Played in all 16 games.
- 4 special teams tackles (3 solo)

POSTSEASON:**AFC WILD CARD VS. BALTIMORE (1/4):** 1 solo special teams tackle.**2007 (MIAMI):**

- Played in all 16 games.
- 3 solo special teams tackles.
- Helped K Jay Feely tie the team record for best field goal percentage in a single season (91.3 pct.).

2006 (MIAMI):

- Played in all 16 games.
- 5 special teams tackles (4 solo) and 1 fumble recovery.

VS. N.Y. JETS (12/25): 1 fumble recovery.**2005 (MIAMI):**

- Played in all 16 games.
- 4 special teams tackles (2 solo).
- Only undrafted rookie to spend all 16 games on the team's 53-man roster that season.

BEFORE THE NFL**COLLEGE (BRIGHAM YOUNG):**

- 3-year starter (2002-04) at defensive end.

CAREER: Played in 32 games with 29 starts; 93 tackles (44 solo), 9 sacks, 3 passes defended and 2 forced fumbles.

- Also handled long-snapping duties.

SENIOR (2004): Started 10 games; 27 tackles (13 solo), 4 sacks, 1 pass defended and 1 forced fumble.

- Selected for the Hula Bowl.

JUNIOR (2003): Started all 12 games; 41 tackles (23 solo), 4 sacks, 2 passes defended and 1 forced fumble.**REDSHIRT SOPHOMORE (2002):** Played in 10 games with 7 starts; 25 tackles (8 solo) and 1 sack.

- Redshirted in 2001 after transferring to BYU.

TRUE FRESHMAN: (2000 AT RICKS JUNIOR COLLEGE): 51 tackles (21 solo) and 5 sacks.

- All-Region 18 honors.
- Helped team win the Real Dairy Bowl.

HIGH SCHOOL (HORIZON HS – CHARLOTTE, N.C.)

- 3-year letterwinner.

SENIOR (1996):

- Special Teams Player of the Year.
- 1st-team all-conference.
- 2nd-team all-state.

OFF THE FIELD**COMMUNITY:**

- 2013 Nat Moore Community Service Award winner.
- Participated in numerous hurricane relief efforts and hospital visits.
- Regularly helps out with the Dolphins Cancer Challenge (DCC) and Fins Weekend golf and fishing tournaments.
- Participated in several Dolphins community events such as backpack hand outs, serving food to the homeless, working with local schools and donating money for holiday gifts for needy families.

PERSONAL:

- Served a 2-year Spanish-speaking church mission in Morristown, N.J.
- Has played the violin since age 5 and still plays on occasion.
- Enjoys golfing in his spare time.
- Graduated with his MBA from the University of

Miami in 2016.

- Participated in the 2017 Miami Dolphins Business Combine.
- Brother, Ryan Denney, was a defensive end for Buffalo (2002-09) and Houston (2010) after the

Bills selected him in the 2nd round of the 2002 NFL draft.

- Married to Christy with three sons, Austin, Brock and Wes, and two daughters, Gracie and Bailey.
- **MAJOR:** Business management.

JOHN DENNEY'S NFL REGULAR SEASON STATS

GAMES/STARTS: 2005: 16/0, 2006: 16/0, 2007: 16/0, 2008: 16/0, 2009: 16/0, 2010: 16/0, 2011: 16/0, 2012: 16/0, 2013: 16/0, 2014: 16/0, 2015: 16/0, 2016: 16/0, 2017: 16/0, 2018: 12/0 **NFL TOTALS: 220/0**

JOHN DENNEY'S NFL PLAYOFF STATS

GAMES/STARTS: 2008: 1/0, 2016: 1/0 **PLAYOFF TOTALS: 2/0**

ADDITIONAL STATS

Special Teams Tackles: 4 in 2005, 5 in 2006, 3 in 2007, 4 in 2008, 7 in 2009, 4 in 2010, 4 in 2011, 2 in 2012, 3 in 2013, 2 in 2014, 4 in 2015, 1 in 2016, 2 in 2017, 4 in 2018 for total of 49 (P-1).

Special Teams Forced Fumbles: 1 in 2012.

Special Teams Fumble Recoveries: 1 in 2006, 1 in 2013, 1 in 2014 for total of 3.

SINGLE-GAME CAREER HIGHS

| | | |
|-------------------------------|---|------------------------------------|
| Special Teams Tackles: | 3 | at Philadelphia, 11/15/15 |
| Forced Fumbles: | 1 | vs. St. Louis, 10/14/12 |
| Fumble Recoveries: | 1 | 3 times, last: at Denver, 11/23/14 |



TIGHT END // 6-5 // 240 // ARKANSAS '15
ACQUIRED: WAL., '17 (DEN.)
HOMETOWN: IOWA CITY, IOWA // BORN: 9/20/91
NFL: FOURTH SEASON // DOLPHINS: SECOND SEASON

NFL CAREER

TRANSACTIONS:

- Awarded off waivers to Miami on Nov. 29, 2017.
- Waived by Denver on Nov. 28, 2017.
- Waived/injured by Denver on Nov. 18, 2017.
- Traded from New England to Denver on Oct. 25, 2016.
- 6th-round pick (202nd overall) by New England in the 2015 NFL draft.

CAREER HIGHLIGHTS:

- Played in 25 career games with 4 starts.
- 40 receptions for 452 yards (11.3 avg.) and 3 TDs.

2018 (MIAMI):

- Played in 4 games.
- Inactive for 8 games.
- 3 receptions for 48 yards (16.0 avg.) and 1 TD.
- 1 special teams tackle and 1 forced fumble.

AT N.Y. JETS (9/16): 1 reception for 19 yards and 1 TD.

- Caught a 19-yard TD to extend Miami's lead to 20-0 in the 2nd quarter.
- It was his 1st TD with the Dolphins.

VS. OAKLAND (9/23): 1 reception for 16 yards (16.0 avg.).

AT GREEN BAY (11/11): 1 reception for 13 yards (13.0 avg.); 1 special teams forced fumble.

- Forced a CB Tramon Williams fumble on a punt return that was recovered by WR Leonte Carroo in the 1st quarter.

2017 (MIAMI/DENVER):

- Played in 2 games with Miami.
- Dressed but did not play 1 game with Miami.
- Inactive for 1 game with Miami.
- 2 receptions for 20 yards (10.0 avg.) with Miami.
- Awarded off waivers to Miami on Nov. 29.
- Waived/injured by Denver on Nov. 18.
- Played 9 games with 1 start with Denver.
- 19 receptions for 224 yards (11.8 avg.) and 2 TDs with Denver.

VS. OAKLAND (10/1): 4 receptions for 75 yards (18.8 avg.) and 1 TD.

- Caught a 22-yard TD from QB Trevor Siemian in the first quarter, the first TD of his career.

AT KANSAS CITY (10/30): 2 receptions for 21 yards (10.5 avg.) and 1 TD.

- Hauled in an 11-yard TD pass from QB Trevor Siemian in the 4th quarter.

AT KANSAS CITY (12/24): 1 reception for 11 yards.
 • Made his Dolphins debut.

2016 (DENVER/NEW ENGLAND):

- Played in 6 games with 3 starts with Denver.
- Inactive for 3 games with Denver.
- 16 receptions for 160 yards (10.0 avg.) with Denver.
- Traded to Denver on Oct. 25.
- Played in 4 games with New England.
- Inactive for 3 games with New England.
- 1 special teams tackle.

AT ARIZONA (9/11): Played but did not record any stats.

- Made his NFL debut.

AT OAKLAND (11/6): Started but did not record any stats.

- Made his first NFL start.

AT TENNESSEE (12/11): 5 receptions for 57 yards (11.4 avg.).

2015 (NEW ENGLAND):

- Missed the entire season due to injury.
- Placed on injured reserve on Aug. 5.

BEFORE THE NFL

COLLEGE (ARKANSAS):

- 2-year letterman (2013-14) and 1-year starter.
- Transferred from Coffeyville (Kan.) Community College following his sophomore season (2012).
- Transferred from Iowa following his redshirt freshman season (2011).

CAREER (AT ARKANSAS): Played in 18 games with 8 starts; 22 receptions for 303 yards (13.8 avg.) and 3 TDs; 19-of-36 passing (52.8 pct.) for 178 yards and 1 TD.

- Moved from quarterback to tight end after his junior season (2013).

SENIOR (2014 AT ARKANSAS): Played in 11 games with 7 starts; 22 receptions for 303 yards (13.8 avg.) and 3 TDs.

- Moved from quarterback to tight end during the spring.

JUNIOR (2013 AT ARKANSAS): Played in 7 games with 1 start at quarterback; 19-of-36 passing (52.8 pct.) for 178 yards and 1 TD.

SOPHOMORE (2012 AT COFFEYVILLE CC): Played

10 games at quarterback; 149-of-321 passing (46.4 pct.) for 1,936 yards and 22 TDs.

REDSHIRT FRESHMAN: (2011 AT IOWA): Played 9 games at quarterback; 3-of-6 passing (50.0 pct.) for 30 yards.

- Redshirted in 2010.

HIGH SCHOOL (IOWA CITY HS – IOWA CITY, IOWA)

- Also played basketball and baseball.
- Won state title in basketball as a sophomore in 2008.

SENIOR (2009): 98-of-187 passing (52.4 pct.) for 1,820 yards and 23 TDs; 142 carries for 752 yards (5.3 avg.).

- 1st-team all-state at quarterback.
- Won state championship.

JUNIOR (2008): 77-of-136 passing (56.6 pct.) for 1,197 yards and 11 TDs; 168 carries for 1,064 yards (6.3 avg.) and 13 TDs.

- 1st-team all-state at quarterback.

OFF THE FIELD

PERSONAL:

- Father, John Derby, played linebacker for Detroit in 1992.
- Uncle, Glenn Derby, was an 8th-round pick (218th overall) by New Orleans in the 1988 NFL draft and played 7 games as an offensive lineman from 1989-90.
- **MAJOR:** Economics.

A.J. DERBY'S NFL REGULAR SEASON STATS

| YEAR | TEAM | GP | | RECEIVING | | | | | | RUSHING | | | | |
|------|-------------------|-----------|----------|-----------------|------------|-------------|-----------|----------|----------|----------|------------|----------|----------|----------|
| | | GS | REC | YDS | AVG | LG | TD | ATT | YDS | AVG | LG | TD | | |
| 2015 | NEW ENGLAND | | | INJURED RESERVE | | | | | | | | | | |
| 2016 | NEW ENGLAND | 4 | 0 | 0 | 0 | 0 | 0 | 0 | 0 | 0 | 0 | 0 | 0 | 0 |
| | DENVER | 6 | 3 | 16 | 160 | 10.0 | 17 | 0 | 0 | 0 | 0.0 | - | 0 | 0 |
| 2017 | DENVER | 9 | 1 | 19 | 224 | 11.8 | 29 | 2 | 0 | 0 | 0.0 | - | 0 | 0 |
| | MIAMI | 2 | 0 | 2 | 20 | 10.0 | 11 | 0 | 0 | 0 | 0.0 | - | 0 | 0 |
| 2018 | MIAMI | 4 | 0 | 3 | 48 | 16.0 | 19t | 1 | 0 | 0 | 0.0 | - | 0 | 0 |
| | NFL TOTALS | 25 | 4 | 40 | 452 | 11.3 | 29 | 3 | 0 | 0 | 0.0 | - | 0 | 0 |

ADDITIONAL STATS

Special Teams Tackles: (Denver) 2 in 2017, (Miami) 1 in 2018 for total of 3.

Special Teams Forced Fumbles: (Miami) 1 in 2018.

Miscellaneous Tackles: (Miami) 1 in 2017.

Miscellaneous Fumble Recoveries: (Miami) 1 in 2018.

Kickoff Returns: (Miami) 1 for 11 yards in 2017.

SINGLE-GAME CAREER HIGHS

- Receptions:** 6 at L.A. Chargers, 10/22/17
Receiving Yards: 75 vs. Oakland, 10/1/17
Longest Rec.: 29 vs. Oakland, 10/1/17
TD Receptions: 1 twice, last: at Kansas City, 10/30/17

2016 GAME-BY-GAME STATS (DENVER/NEW ENGLAND)


| DATE | OPPONENT | P/S | REC | YDS | AVG | LG | TD |
|-------|----------------------|-------------|-----------|------------|-------------|-----------|----------|
| 09/11 | at Arizona | 1/0 | 0 | 0 | 0.0 | - | 0 |
| 09/18 | MIAMI | | INACTIVE | | | | |
| 09/22 | HOUSTON | | INACTIVE | | | | |
| 10/02 | BUFFALO | 1/0 | 0 | 0 | 0.0 | - | 0 |
| 10/09 | at Cleveland | 1/0 | 0 | 0 | 0.0 | - | 0 |
| 10/16 | CINCINNATI | 1/0 | 0 | 0 | 0.0 | - | 0 |
| 10/23 | at Pittsburgh | | INACTIVE | | | | |
| | N.E. TOTALS | 4/0 | 0 | 0 | 0.0 | - | 0 |
| 10/30 | SAN DIEGO | | INACTIVE | | | | |
| 11/06 | at Oakland | 1/1 | 0 | 0 | 0.0 | - | 0 |
| 11/13 | at New Orleans | 1/0 | 2 | 22 | 11.0 | 12 | 0 |
| 11/27 | KANSAS CITY | 1/0 | 4 | 43 | 10.8 | 13 | 0 |
| 12/04 | at Jacksonville | 1/1 | 1 | 3 | 3.0 | 3 | 0 |
| 12/11 | at Tennessee | 1/1 | 5 | 57 | 11.4 | 17 | 0 |
| 12/18 | NEW ENGLAND | 1/0 | 4 | 35 | 8.8 | 16 | 0 |
| | DENVER TOTALS | 6/3 | 16 | 160 | 10.0 | 17 | 0 |
| | 2016 TOTALS | 10/3 | 16 | 160 | 10.0 | 17 | 0 |

2017 GAME-BY-GAME STATS (MIAMI/DENVER)

| DATE | OPPONENT | P/S | REC | YDS | AVG | LG | TD |
|-------|----------------------|-------------|--------------|------------|-------------|-----------|----------|
| 09/11 | L.A. CHARGERS | 1/0 | 3 | 34 | 11.3 | 13 | 0 |
| 09/17 | DALLAS | 1/0 | 0 | 0 | 0.0 | - | 0 |
| 09/24 | at Buffalo | 1/1 | 1 | 5 | 5.0 | 5 | 0 |
| 10/01 | OAKLAND | 1/0 | 4 | 75 | 18.8 | 29 | 1 |
| 10/15 | N.Y. GIANTS | 1/0 | 1 | 10 | 10.0 | 10 | 0 |
| 10/22 | at L.A. Chargers | 1/0 | 6 | 66 | 11.0 | 23 | 0 |
| 10/30 | at Kansas City | 1/0 | 2 | 21 | 10.5 | 11t | 1 |
| 11/05 | at Philadelphia | 1/0 | 1 | 11 | 11.0 | 11 | 0 |
| 11/12 | NEW ENGLAND | 1/0 | 1 | 2 | 2.0 | 2 | 0 |
| | DENVER TOTALS | 9/1 | 19 | 224 | 11.8 | 29 | 2 |
| 12/03 | DENVER | | INACTIVE | | | | |
| 12/11 | NEW ENGLAND | | INACTIVE | | | | |
| 12/17 | at Buffalo | | DID NOT PLAY | | | | |
| 12/24 | at Kansas City | 1/0 | 1 | 11 | 11.0 | 11 | 0 |
| 12/31 | BUFFALO | 1/0 | 1 | 9 | 9.0 | 9 | 0 |
| | MIAMI TOTALS | 2/0 | 2 | 20 | 10.0 | 11 | 2 |
| | 2017 TOTALS | 11/1 | 21 | 244 | 11.6 | 29 | 2 |

2018 GAME-BY-GAME STATS (MIAMI)

| DATE | OPPONENT | P/S | REC | YDS | AVG | LG | TD |
|-------|--------------------|------------|----------|-----------|-------------|------------|----------|
| 09/09 | TENNESSEE | 1/0 | 0 | 0 | 0.0 | - | 0 |
| 09/16 | at N.Y. Jets | 1/0 | 1 | 19 | 19.0 | 19t | 1 |
| 09/23 | OAKLAND | 1/0 | 1 | 16 | 16.0 | 16 | 0 |
| 09/30 | at New England | | INACTIVE | | | | |
| 10/07 | at Cincinnati | | INACTIVE | | | | |
| 10/14 | CHICAGO | | INACTIVE | | | | |
| 10/21 | DETROIT | | INACTIVE | | | | |
| 10/25 | at Houston | | INACTIVE | | | | |
| 11/04 | N.Y. JETS | | INACTIVE | | | | |
| 11/11 | at Green Bay | 1/0 | 1 | 13 | 13.0 | 13 | 0 |
| 11/25 | at Indianapolis | | INACTIVE | | | | |
| 12/02 | BUFFALO | | INACTIVE | | | | |
| 12/09 | NEW ENGLAND | | INACTIVE | | | | |
| 12/16 | at Minnesota | | INACTIVE | | | | |
| TBD | JACKSONVILLE | | INACTIVE | | | | |
| 12/30 | at Buffalo | | INACTIVE | | | | |
| | 2018 TOTALS | 4/0 | 3 | 48 | 16.0 | 19t | 1 |



32

KENYAN DRAKE

RUNNING BACK // 6-1 // 211 // ALABAMA '16
ACQUIRED: D3A, '16
HOMETOWN: MARIETTA, GA. // BORN: 1/26/94
NFL: THIRD SEASON // DOLPHINS: THIRD SEASON

NFL CAREER

TRANSACTIONS:

- 3rd-round pick (73rd overall) by Miami in the 2016 NFL draft.

CAREER HONORS:

- 2017 Week 16 NFLPA Community MVP.

CAREER HIGHLIGHTS:

- Played in 44 career games with 12 starts.
- 262 carries for 1,262 yards (4.8 avg.) and 9 TDs.
- 81 receptions for 596 yards (7.4 avg.) and 5 TDs.
- 20 kickoff returns for 544 yards (27.2 avg.) and 1 TD.
- 9 special teams tackles (6 solo).
- Led the NFL with 444 rushing yards in the final 5 weeks of the 2017 season:

NFL RUSHING LEADERS (FINAL 5 WEEKS - 2017)

| PLAYER | TEAM | ATT | YDS | TD |
|------------------------|--------------|-----------|------------|----------|
| 1. KENYAN DRAKE | MIAMI | 91 | 444 | 2 |
| 2. Todd Gurley | L.A. Rams | 75 | 440 | 5 |
| 3. Kareem Hunt | Kansas City | 88 | 437 | 4 |
| 4. Marshawn Lynch | Oakland | 84 | 434 | 2 |
| 5. C.J. Anderson | Denver | 101 | 422 | 1 |

- Tied the team record with 3 kickoff returns of at least 50 yards in a single season in 2016 after he posted kickoff returns of 96, 78 and 58 yards.
- Joined WR Jakeem Grant in 2016 as the 2nd pair of Dolphins rookies to have a kickoff and punt returned for a TD in the same season. It was just the 4th time in NFL history two different rookies on the same team combined for a kickoff and punt return for TD in the same season.

2018 (MIAMI):

- Played in 12 games with 5 starts.
- 96 carries for 439 yards (4.6 avg.) and 4 TDs; 40 receptions for 311 yards (7.8 avg.) and 4 TDs.

VS. DETROIT (10/21): 6 carries for 72 yards (12.0 avg.) and 1 TD; 4 receptions for 15 yards (3.8 avg.).

- Scored on a 54-yard TD run in the 3rd quarter.

AT HOUSTON (10/25): 12 carries for 58 yards (4.8 avg.) and 1 TD; 2 receptions for 37 yards (18.5 avg.) and 1 TD.

- Scored on a 12-yard TD run in the 1st quarter.
- Caught a 28-yard TD pass from WR Danny

Amendola in the 3rd quarter.

AT INDIANAPOLIS (11/25): 8 carries for 32 yards (4.0 avg.) and 1 TD; 5 receptions for 64 yards (12.8 avg.) and 1 TD.

- Hauled in a 33-yard TD pass from QB Ryan Tannehill on Miami's 1st offensive possession of the game.
- Scored on a 14-yard TD run in the 4th quarter.

2017 (MIAMI):

- Played in all 16 games with 6 starts.
- 133 carries for 644 yards (4.8 avg.) and 3 TDs; 32 receptions for 239 yards (7.5 avg.) and 1 TD; 7 kickoff returns for 147 yards (21.0 avg.).
- Led the NFL with 444 rushing yards in the final 5 weeks of the 2017 season.
- His 644 yards led the team in rushing despite starting just 6 games.

AT CAROLINA (11/13): 7 carries for 82 yards (11.7 avg.) and 1 TD.

- Scored on a 66-yard TD run.
- The Panthers hadn't allowed a run for longer than 25 yards on the season until that one.

VS. DENVER (12/3): 23 carries for 120 yards (5.2 avg.) and 1 TD.

- Scored on a 42-yard carry in the 3rd quarter to extend Miami's lead.
- It was the 1st 100-yard game of his career.
- His 120 rushing yards were the most he had in a game since high school.

VS. NEW ENGLAND (12/11): 25 carries for 114 yards (4.6 avg.); 5 receptions for 79 yards (15.8 avg.).

- 2nd straight game with 100 yards.
- Led the team in both rushing and receiving yards.
- Became just the 3rd Dolphins player to record 100-plus rushing yards and 75-plus receiving yards in a game, joining Troy Stradford (169 rushing, 83 receiving) at Dallas on Nov. 27, 1987 and Ronnie Brown (112 rushing, 99 receiving) vs. the N.Y. Jets on Sept. 23, 2007.

2016 (MIAMI):

- Played in all 16 games with 1 start.
- 33 carries for 179 yards (5.4 avg.) and 2 TDs; 9 receptions for 46 yards (5.1 avg.); 13 kickoff returns for 397 yards (30.5 avg.) and 1 TD.
- Tied the team record with 3 kickoff returns of at least 50 yards in a single season in 2016 after he

posted kickoff returns of 96, 78 and 58 yards.

- Joined WR Jakeem Grant as the 2nd pair of Dolphins rookies to have a kickoff and punt returned for a TD in the same season. It was just the 4th time in NFL history two different rookies on the same team combined for a kickoff and punt return for TD in the same season.

VS. CLEVELAND (9/25): 9 carries for 37 yards (4.1 avg.).

- Made first NFL start.

VS. N.Y. JETS (11/6): 2 kickoff returns for 123 yards (61.5 avg.) and 1 TD.

- Returned a kickoff 96 yards for a TD with 5:15 remaining in the 4th quarter, sealing Miami's 27-23 victory.
- Became the 6th-longest kickoff return and 2nd-longest by a rookie in Dolphins history.
- It was Miami's 1st kickoff return for a TD since Nov. 15, 2012 (Marcus Thigpen).
- Marked the latest game-winning kickoff return for a TD in an NFL game since 2003 (Kansas City's Dante Hall).

AT BUFFALO (12/24): 4 carries for 56 yards (14.0 avg.) and 1 TD.

- Rushed for a 45-yard TD in the 2nd quarter.

POSTSEASON:

AFC WILD CARD AT PITTSBURGH (1/8): 3 kickoff returns for 101 yards (33.7 avg.).

- Returned a kickoff 58 yards in the 3rd quarter.

receiving.

- Returned a kickoff 95 yards for a TD with less than 8 minutes remaining to help win the national championship over Clemson (1/11/16).

JUNIOR (2014): Played in 5 games with 1 start; 22 carries for 112 yards (5.1 avg.) and 4 TDs; 5 receptions for 159 yards (31.8 avg.) and 2 TDs.

SOPHOMORE (2013): Played in 12 games with 1 start; 92 carries for 694 yards (7.5 avg.) and 8 TDs; 12 receptions for 135 yards (11.3 avg.) and 1 TD; 1 blocked punt and 4 special teams tackles.

- Totaled 37 first downs rushing and 7 receiving.
- Averaged 71.8 rushing yards per game in conference play.

TRUE FRESHMAN (2012): Played in 12 games; 42 carries for 281 yards (6.7 avg.) and 5 TDs.

- Won the national championship.

HIGH SCHOOL (HILLGROVE HS – POWDER SPRINGS, GA.)

- Also ran track and won a state title in the 100-meter dash.

SENIOR (2011): 175 carries for 1,610 yards (9.2 avg.) and 18 TDs; 315 receiving yards and 5 receiving TDs; 2 kickoff return TDs.

- Georgia's Gatorade High School Player of the Year.
- All-American.
- All-state.

BEFORE THE NFL

COLLEGE (ALABAMA):

- 4-year letterman (2012-15)

CAREER: Played in 42 games with 6 starts; 233 carries for 1,495 yards (6.4 avg.) and 18 TDs; 46 receptions for 570 yards (12.4 avg.) and 4 TDs; 16 kickoff returns for 505 yards (26.6 avg.) and 1 TD.

SENIOR (2015): Played in 13 games with 4 starts; 77 carries for 408 yards (5.3 avg.) and 1 TD; 29 receptions for 276 yards (9.5 avg.) and 1 TD; 19 kickoff returns for 505 yards (26.6 avg.) and 1 TD.

- Totaled 19 first downs rushing and 9 first downs

OFF THE FIELD

COMMUNITY:

- Cheered on participants in the 7th annual Dolphins Cancer Challenge in February 2017.
- Named Week 16 NFLPA Community MVP for providing a night of holiday food and fun for 125 kids at a local Boys & Girls Club in 2017.
- Regularly visits local Boys & Girls Clubs.

PERSONAL:

- **MAJOR:** Communications.

KENYAN DRAKE'S NFL REGULAR SEASON STATS

| YEAR | TEAM | GP | | RUSHING | | | | | | RECEIVING | | | | |
|-------------------|-------|-----------|-----------|------------|-------------|------------|------------|----------|-----------|------------|------------|-----------|----------|--|
| | | GS | ATT | YDS | AVG | LG | TD | REC | YDS | AVG | LG | TD | | |
| 2016 | MIAMI | 16 | 1 | 33 | 179 | 5.4 | 45t | 2 | 9 | 46 | 5.1 | 9 | 0 | |
| 2017 | MIAMI | 16 | 6 | 133 | 644 | 4.8 | 66t | 3 | 32 | 239 | 7.5 | 47 | 1 | |
| 2018 | MIAMI | 12 | 5 | 96 | 439 | 4.6 | 54t | 4 | 40 | 311 | 7.8 | 33t | 4 | |
| NFL TOTALS | | 44 | 12 | 262 | 1262 | 4.8 | 66t | 9 | 81 | 596 | 7.4 | 47 | 5 | |

KENYAN DRAKE'S NFL REGULAR SEASON RETURNING STATS

| YEAR | TEAM | KICKOFF RETURN | | | | | PUNT RETURN | | | | | |
|-------------------|-------|----------------|------------|-------------|------------|----------|-------------|----------|----------|------------|----------|----------|
| | | KR | YDS | AVG | LG | TD | PR | FC | YDS | AVG | LG | TD |
| 2016 | MIAMI | 13 | 397 | 30.5 | 96t | 1 | 0 | 0 | 0 | 0.0 | - | 0 |
| 2017 | MIAMI | 7 | 147 | 21.0 | 34 | 0 | 0 | 0 | 0 | 0.0 | - | 0 |
| 2018 | MIAMI | 0 | 0 | 0.0 | - | 0 | 0 | 0 | 0 | 0.0 | - | 0 |
| NFL TOTALS | | 20 | 544 | 27.2 | 96t | 1 | 0 | 0 | 0 | 0.0 | - | 0 |

KENYAN DRAKE'S NFL PLAYOFF STATS

| YEAR | TEAM | GP | | RUSHING | | | | | | RECEIVING | | | | |
|-----------------------|-------|----------|----------|----------|----------|------------|----------|----------|----------|-----------|------------|----------|----------|--|
| | | GS | ATT | YDS | AVG | LG | TD | REC | YDS | AVG | LG | TD | | |
| 2016 | MIAMI | 1 | 0 | 0 | 0 | 0.0 | 0 | 0 | 0 | 0 | 0.0 | 0 | 0 | |
| PLAYOFF TOTALS | | 1 | 0 | 0 | 0 | 0.0 | 0 | 0 | 0 | 0 | 0.0 | 0 | 0 | |

KENYAN DRAKE'S NFL PLAYOFF RETURNING STATS

| YEAR | TEAM | KICKOFF RETURN | | | | | PUNT RETURN | | | | | |
|-------------------|-------|----------------|------------|-------------|-----------|----------|-------------|----------|----------|------------|----------|----------|
| | | KR | YDS | AVG | LG | TD | PR | FC | YDS | AVG | LG | TD |
| 2016 | MIAMI | 3 | 101 | 33.7 | 58 | 0 | 0 | 0 | 0 | 0.0 | - | 0 |
| NFL TOTALS | | 3 | 101 | 33.7 | 58 | 0 | 0 | 0 | 0 | 0.0 | - | 0 |

ADDITIONAL STATS

Special Teams Tackles: 4 in 2016 and 5 in 2017 for total of 9.
Miscellaneous Tackles: 1 in 2016, 1 in 2017 and 1 in 2018 for total of 3.

SINGLE-GAME CAREER HIGHS

Rushes: 25 vs. New England, 12/11/17
Rushing Yards: 120 vs. Denver, 12/3/17
Longest Rush: 66t at Carolina, 11/13/17
Rushing TDs: 1 9 times, last: at Indianapolis, 11/25/18
Receptions: 7 at Cincinnati, 10/7/18
Receiving Yards: 79 vs. New England, 12/11/17
Longest Reception: 47 vs. New England, 12/11/17
Receiving TDs: 1 4 times, last: at Indianapolis, 11/25/18

100-YARD RUSHING GAMES (2)

| DATE | OPPONENT | ATT | YDS | AVG | LG | TD |
|----------|-------------|-----|-----|-----|-----|----|
| 12/3/17 | DENVER | 23 | 120 | 5.2 | 42t | 1 |
| 12/11/17 | NEW ENGLAND | 25 | 114 | 4.6 | 31 | 0 |

2016 GAME-BY-GAME STATS (MIAMI)

| DATE | OPPONENT | P/S | ATT | YDS | AVG | LG | TD |
|--------------------|----------------|-------------|-----------|------------|------------|------------|----------|
| 09/11 | at Seattle | 1/0 | 0 | 0 | 0.0 | - | 0 |
| 09/18 | at New England | 1/0 | 2 | 12 | 6.0 | 7t | 1 |
| 09/25 | CLEVELAND | 1/1 | 9 | 37 | 4.1 | 11 | 0 |
| 09/29 | at Cincinnati | 1/0 | 2 | 15 | 7.5 | 12 | 0 |
| 10/09 | TENNESSEE | 1/0 | 2 | 4 | 2.0 | 6 | 0 |
| 10/16 | PITTSBURGH | 1/0 | 0 | 0 | 0.0 | - | 0 |
| 10/23 | BUFFALO | 1/0 | 0 | 0 | 0.0 | - | 0 |
| 11/06 | N.Y. JETS | 1/0 | 0 | 0 | 0.0 | - | 0 |
| 11/13 | at San Diego | 1/0 | 1 | 9 | 9.0 | 9 | 0 |
| 11/20 | at L.A. Rams | 1/0 | 1 | 2 | 2.0 | 2 | 0 |
| 11/27 | SAN FRANCISCO | 1/0 | 1 | 9 | 9.0 | 9 | 0 |
| 12/04 | at Baltimore | 1/0 | 1 | 1 | 1.0 | 1 | 0 |
| 12/11 | ARIZONA | 1/0 | 1 | 8 | 8.0 | 8 | 0 |
| 12/17 | at N.Y. Jets | 1/0 | 5 | 16 | 3.2 | 16 | 0 |
| 12/24 | at Buffalo | 1/0 | 4 | 56 | 14.0 | 45t | 1 |
| 01/01 | NEW ENGLAND | 1/0 | 4 | 10 | 2.5 | 4 | 0 |
| 2016 TOTALS | | 16/1 | 33 | 179 | 5.4 | 45t | 2 |

| DATE | OPPONENT | P/S | ATT | YDS | AVG | LG | TD |
|-------|----------------|-----|-----|-----|-----|----|----|
| 01/08 | at Pittsburgh* | 1/0 | 0 | 0 | 0.0 | - | 0 |

* AFC Wild Card game

2017 GAME-BY-GAME STATS (MIAMI)

| DATE | OPPONENT | P/S | ATT | YDS | AVG | LG | TD |
|--------------------|------------------|-------------|------------|------------|------------|------------|----------|
| 09/17 | at L.A. Chargers | 1/0 | 1 | -3 | -3.0 | -3 | 0 |
| 09/24 | at N.Y. Jets | 1/0 | 1 | 0 | 0.0 | 0 | 0 |
| 10/01 | NEW ORLEANS | 1/0 | 1 | 6 | 6.0 | 6 | 0 |
| 10/08 | TENNESSEE | 1/0 | 1 | 0 | 0.0 | 0 | 0 |
| 10/15 | at Atlanta | 1/0 | 0 | 0 | 0.0 | - | 0 |
| 10/22 | N.Y. JETS | 1/0 | 0 | 0 | 0.0 | - | 0 |
| 10/26 | at Baltimore | 1/0 | 6 | 22 | 3.7 | 12 | 0 |
| 11/05 | OAKLAND | 1/0 | 9 | 69 | 7.7 | 42 | 0 |
| 11/13 | at Carolina | 1/0 | 7 | 82 | 11.7 | 66t | 1 |
| 11/19 | TAMPA BAY | 1/0 | 7 | 4 | 0.6 | 6 | 0 |
| 11/26 | at New England | 1/1 | 9 | 20 | 2.2 | 13 | 0 |
| 12/03 | DENVER | 1/1 | 23 | 120 | 5.2 | 42t | 1 |
| 12/11 | NEW ENGLAND | 1/1 | 25 | 114 | 4.6 | 31 | 0 |
| 12/17 | at Buffalo | 1/1 | 16 | 78 | 4.9 | 31 | 1 |
| 12/24 | at Kansas City | 1/1 | 13 | 57 | 4.4 | 18 | 0 |
| 12/31 | BUFFALO | 1/1 | 14 | 75 | 5.4 | 32 | 0 |
| 2017 TOTALS | | 16/6 | 133 | 644 | 4.8 | 66t | 3 |

2018 GAME-BY-GAME STATS (MIAMI)

| DATE | OPPONENT | P/S | ATT | YDS | AVG | LG | TD |
|--------------------|-----------------|-------------|-----------|------------|------------|------------|----------|
| 09/09 | TENNESSEE | 1/1 | 14 | 48 | 3.4 | 16 | 0 |
| 09/16 | at N.Y. Jets | 1/1 | 11 | 53 | 4.8 | 20 | 1 |
| 09/23 | OAKLAND | 1/1 | 5 | 3 | 0.6 | 3 | 0 |
| 09/30 | at New England | 1/1 | 3 | 3 | 1.0 | 5 | 0 |
| 10/07 | at Cincinnati | 1/1 | 6 | 46 | 7.7 | 25 | 0 |
| 10/14 | CHICAGO | 1/0 | 13 | 57 | 4.4 | 12 | 0 |
| 10/21 | DETROIT | 1/0 | 6 | 72 | 12.0 | 54t | 1 |
| 10/25 | at Houston | 1/0 | 12 | 58 | 4.8 | 12t | 1 |
| 11/04 | N.Y. JETS | 1/0 | 3 | 9 | 3.0 | 5 | 0 |
| 11/11 | at Green Bay | 1/0 | 8 | 27 | 3.4 | 6 | 0 |
| 11/25 | at Indianapolis | 1/0 | 8 | 32 | 4.0 | 14t | 1 |
| 12/02 | BUFFALO | 1/0 | 7 | 31 | 4.4 | 20 | 0 |
| 12/09 | NEW ENGLAND | | | | | | |
| 12/16 | at Minnesota | | | | | | |
| 12/23 | JACKSONVILLE | | | | | | |
| 12/30 | at Buffalo | | | | | | |
| 2018 TOTALS | | 12/5 | 96 | 439 | 4.6 | 54t | 4 |



9

DAVID FALES

QUARTERBACK // 6-2 // 213 // SAN JOSE STATE '14

ACQUIRED: FA, '17

HOMETOWN: SALINAS, CALIF. // BORN: 10/4/90

NFL: FOURTH SEASON // DOLPHINS: SECOND SEASON

NFL CAREER

TRANSACTIONS:

- Signed by Miami on Oct. 24, 2017.
- Waived by Miami on Sept. 2, 2017.
- Signed by Miami on April 5, 2017.
- Signed by Chicago off Baltimore's practice squad on Nov. 23, 2016.
- Signed to Baltimore's practice squad on Nov. 19, 2016.
- Released from Baltimore's practice squad on Nov. 16, 2016.
- Signed to Baltimore's practice squad on Nov. 10, 2016.
- Released from Baltimore's practice squad on Nov. 8, 2016.
- Signed to Baltimore's practice squad on Sept. 6, 2016.
- Waived by Chicago on Sept. 3, 2016.
- Promoted from Chicago's practice squad on Sept. 22, 2015.
- Signed to Chicago's practice squad on Sept. 17, 2015.
- Waived by Chicago on Sept. 15, 2015.
- Promoted from Chicago's practice squad on Dec. 13, 2014.
- Signed to Chicago's practice squad on Sept. 15, 2014.
- Waived by Chicago on Sept. 13, 2014.
- 6th-round pick (183rd overall) by Chicago in the 2014 NFL draft.

CAREER HIGHLIGHTS:

- Played in 3 career games.
- Completed 31-of-48 passes (64.6 pct.) for 287 yards and 1 TD for a QB rating of 79.1.
- 5 carries for 8 yards (1.6 avg.) and 1 TD.

2018 (MIAMI):

- Inactive for 7 games.
- Dressed but did not play in 5 games.

2017 (MIAMI):

- Played in 2 games.
- Dressed but did not play in 5 games.
- Inactive for 3 games.
- Signed by Miami on Oct. 24.
- Spent the offseason and training camp with the Dolphins before being waived on Sept. 2, 2017.

- Completed 29-of-43 passes (67.4 pct.) for 265 yards and 1 TD for a QB rating of 82.0.

- 4 carries for 8 yards (2.0 avg.) and 1 TD.

VS. DENVER (12/3): 0-for-1 passing.

- Made his Dolphins debut, relieving QB Jay Cutler on the team's final possession.

VS. BUFFALO (12/31): 29-of-42 passing (69.0 pct.) for 265 yards and 1 TD; 4 carries for 8 yards (2.0 avg.) and 1 TD.

- Entered the game on Miami's second possession and played the rest of the contest.
- Connected with WR Jarvis Landry for a 1-yard TD pass for the 1st TD pass of his career.
- Rushed for a 1-yard TD with 1:56 left in the game, the 1st rushing TD of his career.

2016 (CHICAGO/BALTIMORE):

- Played in 1 game for Chicago.
- Dressed but did not play in 5 games for Chicago.
- Completed 2-of-5 passes (40.0 pct.) for 22 yards.
- 1 rush for 0 yards.
- Signed by Chicago on Nov. 23.
- Spent the majority of the season on Baltimore's practice squad.
- Spent the offseason and training camp with Chicago before he was waived on Sept. 3.

AT MINNESOTA (1/1): 2-of-5 passing (40.0 pct.) for 22 yards; 1 rush for 0 yards.

- Made his NFL debut.

2015 (CHICAGO):

- Dressed but did not play in 7 games.
- Inactive for 3 games.
- Spent the rest of the season on Chicago's practice squad.
- Spent training camp and the offseason with Chicago.

2014 (CHICAGO):

- Dressed but did not play in 1 game.
- Inactive for 3 games.
- Spent the rest of the season on Chicago's practice squad.
- Spent training camp and the offseason with Chicago.

BEFORE THE NFL

COLLEGE (SAN JOSE STATE):

- 2-year starter (2012-13).

- Transferred from Monterey Peninsula College following his redshirt sophomore season (2011).
- Transferred from Nevada following his true freshman season (2009).

CAREER (AT SAN JOSE STATE): Started all 25 games; Completed 639-of-938 passes (68.1 pct.) for 8,382 yards, 66 TDs, 22 interceptions and a passer efficiency of 161.7; 90 carries for -132 yards (-1.5 avg.) and 2 TDs.

- Finished career holding 25 school records and sharing 3 others.
- Left school holding 2 Mountain West Conference records and sharing 1 other.
- Became 1st QB in school history to surpass 4,000 passing yards in consecutive seasons.

SENIOR (2013 AT SAN JOSE STATE): Started all 12 games; 312-of-487 passing (64.1 pct.) for 4,189 yards, 33 TDs and 13 interceptions for a passer efficiency of 153.4; 48 carries for 7 yards (0.2 avg.) and 2 TDs.

- Set 8 career, 6 season and 4 single-game school records during his senior season.
- Set a conference record for surpassing 300 passing yards in 5 straight games.
- 2nd-team All-MWC.

JUNIOR (2012 AT SAN JOSE STATE): Started all 13 games; 327-of-451 passing (72.5 pct.) for 4,193 yards, 33 TDs and 9 interceptions for a passer efficiency of 170.8; 42 carries for -139 yards (-3.3 avg.).

- Set 7 single-season school passing records.
- His 72.5 completion percentage led FBS.
- 2nd-team All-MWC.
- Honorable mention All-American.

CAREER (AT MONTEREY PENINSULA COLLEGE): Completed 61.8 pct. of his passes for 4,635 yards

and 37 TDs.

SOPHOMORE (2011 AT MONTEREY PENINSULA COLLEGE):

- Led team to a 2011 Coast Conference co-championship and a berth in the Sierra Central Credit Union Bowl.
- Ranked among the state's top 10 in completions, completion percentage, passing yards, TD passes and passing efficiency.
- 1st-team All-Coast Conference.

REDSHIRT FRESHMAN (2010 AT MONTEREY PENINSULA COLLEGE):

- 1st-team All-Coast Conference.

TRUE FRESHMAN (2009 AT NEVADA):

- Redshirted.

HIGH SCHOOL (PALMA HS – SALINAS, CALIF.)

- Completed 220-of-319 passes (69.0 pct.) for 3,267 yards, 31 TDs and 6 interceptions during his final 2 seasons.

SENIOR (2008): 94 tackles and 8 interceptions; 34 receptions for 656 yards (19.3 avg.) and 8 TDs.

- Tri-County League Most Valuable Offensive Player.
- All-league honors.

JUNIOR (2007):

- All-league honors.

OFF THE FIELD

PERSONAL:

- **PRONUNCIATION:** Last name rhymes with NAILS.
- **MAJOR:** Psychology.

DAVID FALES' NFL REGULAR SEASON STATS

| YEAR | TEAM | GP | GS | ATT | CMP | PCT | YDS | Y/A | TD | INT | LG | SK/YDS | RATE |
|-------------------|---------|----------|----------|-----------|-----------|-------------|------------|------------|----------|----------|-----------|-------------|-------------|
| 2016 | CHICAGO | 1 | 0 | 5 | 2 | 40.0 | 22 | 4.4 | 0 | 0 | 12 | 1/5 | 53.8 |
| 2017 | MIAMI | 2 | 0 | 43 | 29 | 67.4 | 265 | 6.2 | 1 | 1 | 26 | 1/8 | 82.0 |
| 2018 | MIAMI | 0 | 0 | 0 | 0 | 0.0 | 0 | 0.0 | 0 | 0 | - | 0/0 | 0.0 |
| NFL TOTALS | | 3 | 0 | 48 | 31 | 64.6 | 287 | 6.0 | 1 | 1 | 26 | 2/13 | 79.1 |

ADDITIONAL STATS

Rushing: (Chicago) 1 for 0 yards in 2016, (Miami) 4 for 8 yards and 1 TD in 2017 for total of 5 for 8 yards and 1 TD.

SINGLE-GAME CAREER HIGHS

- Pass Attempts:** 42 vs. Buffalo, 12/31/17
- Completions:** 29 vs. Buffalo, 12/31/17
- Completion Pct.:** 69.0 vs. Buffalo, 12/31/17
- Passing Yards:** 265 vs. Buffalo, 12/31/17
- Passing TDs:** 1 vs. Buffalo, 12/31/17
- Rushes:** 4 vs. Buffalo, 12/31/17
- Rushing Yards:** 8 vs. Buffalo, 12/31/17
- Rushing TDs:** 1 vs. Buffalo, 12/31/17

29

MINKAH
FITZPATRICK

SAFETY // 6-1 // 202 // ALABAMA '18
 ACQUIRED: D1, '18
 HOMETOWN: OLD BRIDGE, N.J. // BORN: 11/17/96
 NFL: ROOKIE SEASON // DOLPHINS: ROOKIE SEASON

NFL CAREER

TRANSACTIONS:

- 1st-round pick (11th overall) by Miami in the 2018 NFL draft.

CAREER HIGHLIGHTS:

- Played in 12 career games with 7 starts.
- 59 tackles (32 solo), 1 interception and 7 passes defended.
- 1 special teams tackle.

2018 (MIAMI):

- Played in 12 games with 7 starts.
- 59 tackles (32 solo), 1 interception and 7 passes defended.
- 1 special teams tackle.

VS. TENNESSEE (9/9): 6 tackles (3 solo) and 1 pass defended.

- Made NFL debut.

VS. OAKLAND (9/23): 10 tackles (2 solo).

- Made 1st career start.

AT NEW ENGLAND (9/30): 10 tackles (4 solo), 1 interception and 2 passes defended.

- Picked off QB Tom Brady and returned it 14 yards in the 4th quarter for his 1st career interception.

BEFORE THE NFL

COLLEGE (ALABAMA):

- 3-year starter (2015-17).

CAREER: Played in 42 games with 38 starts; 171 tackles (109 solo), 4.5 sacks, 9 interceptions, 35 passes defended and 2 forced fumbles; 1 kickoff return for 39 yards; 1 blocked field goal and 1 blocked punt.

JUNIOR (2017): Started 13 games; 60 tackles (38 solo), 1.5 sacks, 1 interception, 9 passes defended and 1 forced fumble; 1 kickoff return for 39 yards; 1 blocked field goal.

- Won the Chuck Bednarik Award (nation's top defensive player) and became 1st draft pick in Dolphins history to win the award.
- Won the Jim Thorpe Award (nation's top defensive back) and became the second Dolphins draft pick to win the award, joining CB Jamar Fletcher in 2000.
- Became just the 3rd player in NCAA history to win both the Chuck Bednarik and the Jim Thorpe Award, joining CB Charles Woodson and CB

Patrick Peterson.

- Unanimous 1st-team All-American.
- 1st-team All-SEC.
- Finalist for the Jason Witten Collegiate Man of the Year (player who demonstrates a record of leadership by exhibiting exceptional courage, integrity and sportsmanship on and off the field).
- Finalist for the Lombardi Award (based on performance, leadership, character and resiliency).
- Finalist for the Bronko Nagurski Trophy (best defensive player).
- Finalist for the Lott IMPACT Trophy (best defensive player in character and performance).
- Helped his team win the College Football Playoff National Championship.
- Voted a team captain.

SOPHOMORE (2016): Started all 15 games; 66 tackles (41 solo), 1 sack, 6 interceptions, 13 passes defended and 1 forced fumble.

- 1st-team All-American.
- 1st-team All-SEC.
- Semifinalist for the Jim Thorpe Award (nation's top defensive back).
- His 6 interceptions were 7th in FBS.

TRUE FRESHMAN (2015): Played in 14 games with 10 starts; 45 tackles (30 solo), 2 sacks, 2 interceptions and 13 passes defended; 1 blocked punt.

- Freshman All-American.
- SEC All-Freshman Team.
- Helped his team win the College Football Playoff National Championship.

HIGH SCHOOL (ST. PETER'S PREP – JERSEY CITY, N.J.)

SENIOR (2014): 60 tackles and 3 interceptions.

- All-American.

JUNIOR (2013): 62 tackles, 4 interceptions and 25 passes defended.

- 1st-team all-state.
- 1st-team all-county.

SOPHOMORE (2012): 2 interceptions and 14 passes defended.

OFF THE FIELD

PERSONAL:

- **MAJOR:** Human performance exercise science.

MINKAH FITZPATRICK'S NFL REGULAR SEASON STATS

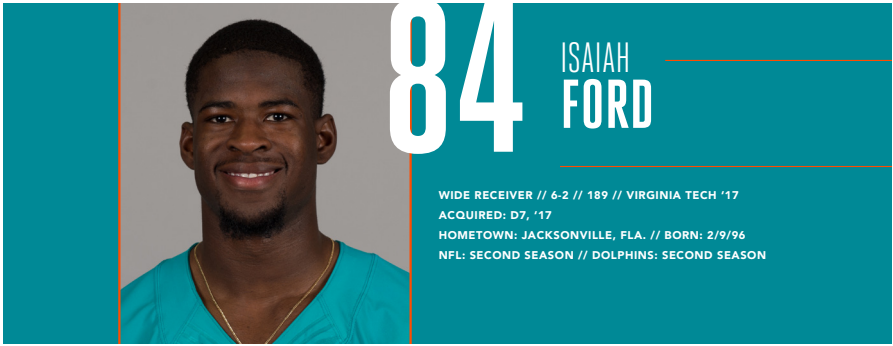
| YEAR | TEAM | GP | GS | TACKLES | | | | | INTERCEPTIONS | | | | | FUMBLES | |
|------------|-------|----|----|---------|------|------|-----|-----|---------------|-----|----|----|----|---------|----|
| | | | | TOT | SOLO | ASST | SK | YDS | INT | YDS | LG | TD | PD | FF | FR |
| 2018 | MIAMI | 12 | 7 | 59 | 32 | 27 | 0.0 | 0.0 | 1 | 14 | 14 | 0 | 7 | 0 | 0 |
| NFL TOTALS | | 12 | 7 | 59 | 32 | 27 | 0.0 | 0.0 | 1 | 14 | 14 | 0 | 7 | 0 | 0 |

ADDITIONAL STATS

Special Teams Tackles: 1 in 2018.

SINGLE-GAME CAREER HIGHS

Tackles: 10 vs. Oakland, 9/23/18
Passes Defended: 2 Twice, last: vs. Buffalo, 12/2/18
Interceptions: 1 at New England, 9/30/18



84

ISAIAH FORD

WIDE RECEIVER // 6-2 // 189 // VIRGINIA TECH '17
 ACQUIRED: D7, '17
 HOMETOWN: JACKSONVILLE, FLA. // BORN: 2/9/96
 NFL: SECOND SEASON // DOLPHINS: SECOND SEASON

NFL CAREER

TRANSACTIONS:

- Promoted from Miami's practice squad on Nov. 28, 2018.
- Signed to Miami's practice squad on Sept. 3, 2018
- Waived by Miami on Sept. 1, 2018.
- 7th-round pick (237th overall) by Miami in the 2017 NFL draft.

CAREER HIGHLIGHTS:

- Played in 1 game.

2018 (MIAMI):

- Played in 1 game.
- Promoted from Miami's practice squad on Nov. 28.

VS. BUFFALO (12/2):

- Played 13 offensive snaps.
- Made NFL debut.

2017 (MIAMI):

- Missed the entire season after being placed on injured reserve on Aug. 19.

BEFORE THE NFL

COLLEGE (VIRGINIA TECH):

- 3-year starter (2014-16).

CAREER:

- Played in 40 games with 37 starts; 210 receptions for 2,967 yards (14.1 avg.) and 24 TDs.
- Left school as the only player in ACC history to hold sole possession of his school's career records for receptions, receiving yards and

receiving TDs.

JUNIOR (2016): Started all 14 games; 79 receptions for 1,094 yards (13.9 avg.) and 7 TDs; 6 carries for 33 yards (5.5 avg.).

- His 79 receptions were a single-season school record.

- Consensus 2nd-team All-ACC.

SOPHOMORE (2015): Played in all 13 games with 12 starts; 75 receptions for 1,164 yards (15.5 avg.) and 11 TDs; 7 carries for 51 yards (7.3 avg.).

- His 1,164 receiving yards and 11 TD receptions were single-season school records.

- 1st-team All-ACC.

TRUE FRESHMAN (2014): Played in all 13 games with 11 starts; 56 receptions for 709 yards (12.7 avg.) and 6 TDs; 4 carries for 0 yards.

- His 56 receptions and 709 receiving yards led the team.

- Honorable mention All-ACC.

HIGH SCHOOL (TRINITY CATHOLIC – JACKSONVILLE, FLA.)

- Also played basketball, averaging 37 points per game as a senior and earning 1st-team All-First Coast honors.

SENIOR (2013): 717 receiving yards and 12 receiving TDs; 401 rushing yards and 4 rushing TDs; 1 TD pass.

- All-state.

OFF THE FIELD

PERSONAL:

- **MAJOR:** Human development.

ISAIAH FORD'S NFL REGULAR SEASON STATS

| YEAR | TEAM | GP | GS | RECEIVING | | | | | RUSHING | | | | | |
|-------------------|-------|----------|----------|-----------|----------|------------|----------|----------|----------|----------|------------|----------|----------|--|
| | | | | REC | YDS | AVG | LG | TD | ATT | YDS | AVG | LG | TD | |
| 2017 | MIAMI | | | | | | | | | | | | | |
| 2018 | MIAMI | 1 | 0 | 0 | 0 | 0.0 | - | 0 | 0 | 0 | 0.0 | - | 0 | |
| NFL TOTALS | | 1 | 0 | 0 | 0 | 0.0 | - | 0 | 0 | 0 | 0.0 | - | 0 | |



86

MIKE GESICKI

TIGHT END // 6-6 // 245 // PENN STATE '18
ACQUIRED: D2, '18
HOMETOWN: MANAHAWKIN, N.J. // BORN: 10/3/95
NFL: ROOKIE SEASON // DOLPHINS: ROOKIE SEASON

NFL CAREER

TRANSACTIONS:

- 2nd-round pick (42nd overall) by Miami in the 2018 NFL draft.

CAREER HIGHLIGHTS:

- Played in 12 career games with 4 starts.
- 18 receptions for 156 yards (8.7 avg.).

2018 (MIAMI):

- Played in 12 games with 4 starts.
- 18 receptions for 156 yards (8.7 avg.).

VS. TENNESSEE (9/9): 1 reception for 11 yards (11.0 avg.).

- Caught an 11-yard pass from QB Ryan Tannehill for his first career reception.

- Made NFL debut.

VS. OAKLAND (9/23): 3 receptions for 31 yards (10.3 avg.).

VS. DETROIT (10/21): 3 receptions for 44 yards (14.7 avg.).

BEFORE THE NFL

COLLEGE (PENN STATE):

- 4-year letterman (2014-17) and 3-year starter.

CAREER: Played in 51 games with 36 starts; 129 receptions for 1,481 yards (11.5 avg.) and 15 TDs.

- Finished his career with at least 1 reception in 27 straight games.
- His 129 receptions were 9th overall in Penn State history and the most among tight ends.
- His 1,481 receiving yards were the most in Penn State history by a tight end and 17th by a player at any position.
- His 15 receiving TDs were the most in Penn State history by a tight end and 9th by a player at any position.

SENIOR (2017): Started all 13 games; 57 receptions for 563 yards (9.9 avg.) and 9 TDs.

- 2nd-team All-American.
- 1st-team All-Big Ten.
- Finalist for the John Mackey Award (nation's top tight end).
- His 9 receiving TDs were 3rd in the Big Ten and the most by a tight end in Penn State history.
- His 4.4 receptions per game were 6th in the Big Ten.
- Finished 3rd in receptions (57), 4th in receiving

TDs (9) and 5th in receiving yards (563) among FBS tight ends.

- Caught a TD pass in 5 straight games.

JUNIOR (2016): Started all 14 games; 48 receptions for 679 yards (14.2 avg.) and 5 TDs.

- 3rd-team All-American.
- 2nd-team All-Big Ten.
- His 48 receptions led the Big Ten and were 7th nationally among tight ends.
- His 679 receiving yards led all Big Ten tight ends, were 7th nationally at the position and set a single-season tight end school record.

SOPHOMORE (2015): Played in 11 games with 8 starts; 13 receptions for 125 yards (9.6 avg.) and 1 TD.

TRUE FRESHMAN (2014): Played in all 13 games with 1 start; 11 receptions for 114 yards (10.4 avg.).

- Big Ten All-Freshman Team.

HIGH SCHOOL (SOUTHERN REGIONAL HS – MANAHAWKIN, N.J.)

- Became the school's all-time leading receiver with 103 receptions for 1,817 yards (17.6 avg.) and 16 TDs.
- Also played basketball and volleyball.
- Became the school's all-time leading scorer in basketball with 1,867 points.
- Won the state's 2014 dunk contest.
- Helped his school win a state title in basketball.

SENIOR (2013): 33 receptions for 530 yards (16.1 avg.) and 4 TDs.

- All-American.
- All-state.

JUNIOR (2012): 50 receptions for 954 yards (19.1 avg.) and 9 TDs.

- Helped his team finish as state runner-ups.

SOPHOMORE (2011): 16 receptions for 276 yards (17.3 avg.) and 3 TDs.

OFF THE FIELD

PERSONAL:

- **PRONUNCIATION:** Last name is pronounced guh-sick-EE.
- **MAJOR:** Advertising and public relations.

MIKE GESICKI'S NFL REGULAR SEASON STATS

| YEAR | TEAM | GP | GS | RECEIVING | | | | | RUSHING | | | | |
|-------------------|-------|-----------|----------|-----------|------------|------------|-----------|----------|----------|----------|------------|----------|----------|
| | | | | REC | YDS | AVG | LG | TD | ATT | YDS | AVG | LG | TD |
| 2018 | MIAMI | 12 | 4 | 18 | 156 | 8.7 | 27 | 0 | 0 | 0 | 0.0 | 0 | 0 |
| NFL TOTALS | | 12 | 4 | 18 | 156 | 8.7 | 27 | 0 | 0 | 0 | 0.0 | 0 | 0 |

ADDITIONAL STATS

Miscellaneous Tackles: 1 in 2018.

SINGLE-GAME CAREER HIGHS

Receptions: 4 at Houston, 10/25/18
Receiving Yards: 44 vs. Detroit, 10/21/18
Longest Reception: 27 vs. Detroit, 10/21/18

2018 GAME-BY-GAME STATS (MIAMI)

| DATE | OPPONENT | P/S | REC | YDS | AVG | LG | TD |
|--------------------|-----------------|-------------|-----------|------------|------------|-----------|----------|
| 09/09 | TENNESSEE | 1/1 | 1 | 11 | 11.0 | 11 | 0 |
| 09/16 | at N.Y. Jets | 1/0 | 0 | 0 | 0.0 | - | 0 |
| 09/23 | OAKLAND | 1/0 | 3 | 31 | 10.3 | 19 | 0 |
| 09/30 | at New England | 1/0 | 1 | 9 | 9.0 | 9 | 0 |
| 10/07 | at Cincinnati | 1/1 | 3 | 26 | 8.7 | 16 | 0 |
| 10/14 | CHICAGO | 1/0 | 1 | 11 | 11.0 | 11 | 0 |
| 10/21 | DETROIT | 1/0 | 3 | 44 | 14.7 | 27 | 0 |
| 10/25 | at Houston | 1/1 | 4 | 14 | 3.5 | 10 | 0 |
| 11/04 | N.Y. JETS | 1/0 | 0 | 0 | 0.0 | - | 0 |
| 11/11 | at Green Bay | 1/0 | 1 | 5 | 5.0 | 5 | 0 |
| 11/25 | at Indianapolis | 1/1 | 1 | 5 | 5.0 | 5 | 0 |
| 12/02 | BUFFALO | 1/0 | 0 | 0 | 0.0 | - | 0 |
| 12/09 | NEW ENGLAND | | | | | | |
| 12/16 | at Minnesota | | | | | | |
| 12/23 | JACKSONVILLE | | | | | | |
| 12/30 | at Buffalo | | | | | | |
| 2018 TOTALS | | 12/4 | 18 | 156 | 8.7 | 27 | 0 |



56

DAVON GODCHAUX

DEFENSIVE TACKLE // 6-3 // 315 // LSU '17

ACQUIRED: D5B, '17

HOMETOWN: PLAQUEMINE, LA. // BORN: 11/11/94

NFL: SECOND SEASON // DOLPHINS: SECOND SEASON

NFL CAREER

TRANSACTIONS:

- 5th-round pick (178th overall) by Miami in the 2017 NFL draft.

CAREER HIGHLIGHTS:

- Played in 27 career games with 17 starts.
- 72 tackles (45 solo), 1 pass defended and 1 forced fumble.
- His 40 tackles in 2017 were 3rd in the NFL among rookie defensive linemen that season:

2017 LEADING TACKLERS (ROOKIE DEFENSIVE LINEMEN)

| PLAYER | TEAM | TOT | SOLO | ASST |
|--------------------------|--------------|-----------|-----------|-----------|
| 1. Dalvin Tomlinson | N.Y. Giants | 50 | 30 | 20 |
| 2. Solomon Thomas | SF | 41 | 34 | 7 |
| 3. DAVON GODCHAUX | MIAMI | 40 | 26 | 14 |
| 4. Larry Ogunjobi | Cleveland | 32 | 17 | 15 |
| 5. Myles Garrett | Cleveland | 31 | 19 | 12 |

2018 (MIAMI):

- Started 12 games.
- 32 tackles (19 solo).

AT N.Y. JETS (9/16): 6 tackles (4 solo).

VS. OAKLAND (9/23): 3 solo tackles.

- Stuffed FB Keith Smith on fourth-and-1 at Miami's 1 yard line to prevent an Oakland touchdown.

AT NEW ENGLAND (9/30): 5 tackles (2 solo).

2017 (MIAMI):

- Played in 15 games with 5 starts.
- Inactive for 1 game.
- 40 tackles (26 solo), 1 forced fumble and 1 pass defended.
- His 40 tackles were 3rd in the NFL among rookie defensive linemen that season.

AT L.A. CHARGERS (9/17): 2 tackles (1 solo).

- Made NFL debut.

VS. TENNESSEE (10/8): 2 solo tackles and 1 forced fumble.

- Forced a RB DeMarco Murray fumble that was recovered by S Reshad Jones at the Tennessee 42-yard line in the 1st quarter.

VS. OAKLAND (11/5): 5 tackles (4 solo) and 1 pass defended.

- Broke up a QB Derek Carr pass intended for RB Jalen Richard.

BEFORE THE NFL

COLLEGE (LSU):

- 3-year starter (2014-16).

CAREER: Played in 37 games with 34 starts; 145 tackles (51 solo), 12.5 sacks, 2 passes defended and 2 forced fumbles.

- Finished his career with 33 consecutive starts.

JUNIOR (2016): Started all 12 games; 62 tackles (24 solo), 6.5 sacks and 1 pass defended.

- His 6.5 sacks were 2nd on the team.

SOPHOMORE (2015): Started all 12 games; 41 tackles (12 solo), 6 sacks, 1 pass defended and 1 forced fumble.

- His 6 sacks were 2nd on the team.

TRUE FRESHMAN (2014): Played in all 13 games with 10 starts; 42 tackles (15 solo) and 1 forced fumble.

- Started the final 9 games of the season.

HIGH SCHOOL (PLAQUEMINE HS – PLAQUEMINE, LA.)

SENIOR (2013): Had season cut short due to injury.

JUNIOR (2012): 60 tackles, 4.5 sacks.

- 1st-team all-state.

OFF THE FIELD

COMMUNITY:

- Hosted a youth football camp in his hometown in 2018.
- Hosted the 2018 ChauxDown Cook-off to help raise funds for childhood obesity.

PERSONAL:

- His hometown of Plaquemine honored him in 2017 by making May 9th Davon Godchaux Day.
- **PRONUNCIATION:** Name is pronounced duh-VAHN GOD-chaw.
- **MAJOR:** Sports management.

DAVON GODCHAUX'S NFL REGULAR SEASON STATS

| YEAR | TEAM | GP | GS | TACKLES | | | | INTERCEPTIONS | | | | | FUMBLES | | |
|-------------------|-------|-----------|-----------|-----------|-----------|-----------|------------|---------------|----------|----------|----------|----------|----------|----------|----------|
| | | | | TOT | SOLO | ASST | SK | YDS | INT | YDS | LG | TD | PD | FF | FR |
| 2017 | MIAMI | 15 | 5 | 40 | 26 | 14 | 0.0 | 0.0 | 0 | 0 | 0 | 0 | 1 | 1 | 0 |
| 2018 | MIAMI | 12 | 12 | 32 | 19 | 13 | 0.0 | 0.0 | 0 | 0 | 0 | 0 | 0 | 0 | 0 |
| NFL TOTALS | | 27 | 17 | 72 | 45 | 27 | 0.0 | 0.0 | 0 | 0 | 0 | 0 | 1 | 1 | 0 |

SINGLE-GAME CAREER HIGHS

Tackles: 6 at N.Y. Jets, 9/16/18
Passes Defensed: 1 vs. Oakland, 11/5/17
Forced Fumbles: 1 vs. Tennessee, 10/8/17



NFL CAREER

TRANSACTIONS:

- Signed by Miami as an unrestricted free agent from Indianapolis on March 22, 2018.
- Signed by Indianapolis as an unrestricted free agent from San Francisco on March 10, 2015.
- 3rd-round pick (65th overall) by San Francisco in the 2005 NFL draft.

CAREER HONORS:

- 2016 Art Rooney Sportsmanship Award (as voted on by NFL players).
- 2013 Pro Bowl selection.
- 2012 Pro Bowl selection.
- 2011 Pro Bowl selection.
- FedEx Ground NFL Player of the Week (at Detroit, 10/16/11).
- 2009 Pro Bowl selection.
- NFC Offensive Player of the Week (vs. Arizona, 12/14/09).
- NFC Offensive Player of the Week (vs. Seattle, 9/20/09).
- FedEx Ground NFL Player of the Week (vs. Seattle, 9/20/09).
- 2007 Garry Niver Award (voted on by the team's media and awarded for cooperation and professional style in helping the media do their jobs).
- NFC Offensive Player of the Week (at Arizona, 11/25/07).
- 2006 Pro Bowl selection.
- 2006 49ers Ed Block Courage Award.
- 2006 Bill Walsh Award co-recipient (voted on by the coaching staff as the team's MVP).
- NFC Offensive Player of the Week (vs. Seattle, 11/19/06).
- NFC Offensive Player of the Week (vs. Oakland, 10/8/06).

CAREER HIGHLIGHTS:

- Played in 208 career games with 194 starts.
- 3,365 carries for 14,642 yards (4.4 avg.) and 77 TDs
- 454 receptions for 3,772 yards (8.3 avg.) and 18 TDs.
- His 14,642 career rushing yards are 4th in NFL history:

NFL ALL-TIME LEADING RUSHERS

| PLAYER | YEARS | ATT | YDS | AVG | TDs |
|----------------------|----------------|--------------|---------------|------------|-----------|
| 1. Emmitt Smith | 1990-2004 | 4,409 | 18,355 | 4.2 | 164 |
| 2. Walter Payton | 1975-87 | 3,838 | 16,726 | 4.4 | 110 |
| 3. Barry Sanders | 1989-98 | 3,062 | 15,269 | 5.0 | 99 |
| 4. FRANK GORE | 2005-18 | 3,365 | 14,642 | 4.4 | 77 |
| 5. Curtis Martin | 1995-2005 | 3,518 | 14,101 | 4.0 | 90 |

- His 3,365 career carries are 5th in NFL history:

NFL ALL-TIME CARRIES LEADERS

| PLAYER | YEARS | ATT | YDS | AVG | TDs |
|-------------------------|------------------|--------------|---------------|------------|-----------|
| 1. Emmitt Smith | 1990-2004 | 4,409 | 18,355 | 4.2 | 164 |
| 2. Walter Payton | 1975-87 | 3,838 | 16,726 | 4.4 | 110 |
| 3. Curtis Martin | 1995-2005 | 3,518 | 14,101 | 4.0 | 90 |
| 4. Jerome Bettis | 1993-2005 | 3,479 | 13,662 | 3.9 | 91 |
| 5. FRANK GORE | 2005-18 | 3,365 | 14,642 | 4.4 | 77 |

- His 18,414 career total yards from scrimmage are 6th in NFL history:

NFL ALL-TIME SCRIMMAGE YARDS LEADERS

| PLAYER | YEARS | RUSH YDS | REC YDS | SCRIM YDS |
|----------------------|----------------|---------------|--------------|---------------|
| 1. Jerry Rice | 1985-2004 | 645 | 22,895 | 23,540 |
| 2. Emmitt Smith | 1990-2004 | 18,355 | 3,224 | 21,579 |
| 3. Walter Payton | 1975-87 | 16,726 | 4,538 | 21,264 |
| 4. Marshall Faulk | 1994-2005 | 12,279 | 6,875 | 19,154 |
| 5. L. Tomlinson | 2001-11 | 13,684 | 4,772 | 18,456 |
| 6. FRANK GORE | 2005-18 | 14,642 | 3,772 | 18,414 |

- His 77 career rushing TDs are tied for 22nd in NFL history.
- His 124 consecutive games played are the most by an active offensive skill position player and an active NFL running back:

MOST CONSECUTIVE GAMES PLAYED (ACTIVE NFL OFFENSIVE SKILL PLAYERS)

| PLAYER | TEAM | CONS. GP |
|-------------------------|---------------------|------------|
| 1. RB FRANK GORE | SF/IND./MIA. | 124 |
| 2. WR Demaryius Thomas | Den./Hou. | 119 |
| 3. WR Golden Tate | Sea./Det./Phi. | 106 |

MOST CONSECUTIVE GAMES PLAYED (ACTIVE NFL RUNNING BACKS)

| PLAYER | TEAM | CONS. GP |
|----------------------|---------------------|------------|
| 1. FRANK GORE | SF/IND./MIA. | 124 |
| 2. Patrick DiMarco | KC/Atl./Buf. | 90 |
| 3. Isaiah Crowell | Cle./NYJ | 76 |

- His 120 consecutive starts are the most by an active NFL running back and most by an active offensive skill position player:

MOST CONSECUTIVE GAMES STARTED (ACTIVE NFL RUNNING BACKS)

| PLAYER | TEAM | CONS. GS |
|------------------------|----------------|------------|
| 1. FRANK GORE | SF/IND. | 120 |
| 2. Christian McCaffrey | Carolina | 16 |
| 3. Peyton Barber | Tampa Bay | 15 |

- Is the 1st running back to start 100+ consecutive games since RB Curtis Martin started 119 straight games from 1998-2005.
- His 208 career games played are 7th in NFL history among running backs:

MOST NFL GAMES PLAYED (RUNNING BACKS)

| PLAYER | YEARS | GP |
|----------------------|----------------|------------|
| 1. Lorenzo Neal | 1993-2008 | 239 |
| 2. Tony Richardson | 1995-2010 | 234 |
| 3. Emmitt Smith | 1990-2004 | 226 |
| 4. Brian Mitchell | 1990-2003 | 223 |
| 5. Marcus Allen | 1982-97 | 222 |
| 6. Earnest Byner | 1984-97 | 211 |
| 7. FRANK GORE | 2005-18 | 208 |
| 8. Mack Strong | 1994-2007 | 201 |
| 9. Mosi Tatupu | 1978-91 | 199 |
| 10. Larry Centers | 1990-2003 | 198 |

- Has played in 208 of a possible 220 games since entering the NFL in 2005.
- His 3,569 rushing yards since 2015 ranks 5th in the NFL during that span:

NFL LEADING RUSHERS (SINCE 2015)

| PLAYER | TEAM(S) | ATT | YDS | AVG | TDs |
|----------------------|------------------|------------|--------------|------------|-----------|
| 1. Todd Gurley | STL/LAR | 1,019 | 4,471 | 4.4 | 44 |
| 2. LeSean McCoy | BUF. | 867 | 3,778 | 4.4 | 24 |
| 3. Ezekiel Elliot | Dal. | 804 | 3,764 | 4.7 | 28 |
| 4. Lamar Miller | Mia./Hou. | 876 | 3,709 | 4.2 | 19 |
| 5. FRANK GORE | IND./MIA. | 923 | 3,569 | 3.9 | 13 |

- Has 44 career 100-yard rushing games.
- Has 352 career runs of 10+ yards, which is the 3rd-most in the NFL since records were kept beginning in 1994 (RB Emmitt Smith, 437; RB Barry Sanders, 363).
- Has 7 TDs of 50+ yards or more in his career.
- Is 1 of 6 players in NFL history to total 75+ career rushing TDs and 15+ career receiving TDs.
- Is the only running back in the NFL to rush for 900+ yards in each of the past 3 seasons (2015-17).
- Is 1 of just 5 NFL players to record 9+ seasons with 1,000+ rushing yards, joining Pro Football Hall of Famers Emmitt Smith (11), Curtis Martin (10), Walter Payton (10) and Barry Sanders (10).
- Has rushed for 500+ yards in all 14 of his NFL seasons, surpassing RB Emmitt Smith and RB Walter Payton for the longest streak in league history.
- Holds the NFL record with 12 straight seasons of 1,200+ yards from scrimmage.
- His 12 consecutive seasons of 1,000+ yards from scrimmage is just 1 shy of the NFL record held by RB Emmitt Smith (13).
- Holds several 49ers all-time rushing records:

49ERS ALL-TIME RUSHING LEADERS

| PLAYER | YEARS | ATT | YDS | AVG | TDs |
|----------------------|----------------|--------------|---------------|------------|-----------|
| 1. FRANK GORE | 2005-14 | 2,442 | 11,073 | 4.5 | 64 |
| 2. Joe Perry | 1950-63 | 1,475 | 7,344 | 5.0 | 50 |
| 3. Roger Craig | 1983-90 | 1,686 | 7,064 | 4.2 | 50 |
| 4. Ken Willard | 1965-73 | 1,582 | 5,930 | 3.8 | 45 |
| 5. Garrison Hearst | 1997-2003 | 1,189 | 5,535 | 4.7 | 26 |

49ERS ALL-TIME CARRIES LEADERS

| PLAYER | YEARS | ATT | YDS | AVG | TDs |
|----------------------|----------------|--------------|---------------|------------|-----------|
| 1. FRANK GORE | 2005-14 | 2,442 | 11,073 | 4.5 | 64 |
| 2. Roger Craig | 1983-90 | 1,686 | 7,064 | 4.2 | 50 |
| 3. Ken Willard | 1965-73 | 1,582 | 5,930 | 3.8 | 45 |
| 4. Joe Perry | 1950-63 | 1,475 | 7,344 | 5.0 | 50 |
| 5. Garrison Hearst | 1997-2003 | 1,189 | 5,535 | 4.7 | 26 |

49ERS ALL-TIME RUSHING TOUCHDOWN LEADERS

| PLAYER | YEARS | ATT | YDS | AVG | TDs |
|----------------------|----------------|--------------|---------------|------------|-----------|
| 1. FRANK GORE | 2005-14 | 2,442 | 11,073 | 4.5 | 64 |
| 2. Joe Perry | 1950-63 | 1,475 | 7,344 | 5.0 | 50 |
| Roger Craig | 1983-90 | 1,686 | 7,064 | 4.2 | 50 |
| 4. Ken Willard | 1965-73 | 1,582 | 5,930 | 3.8 | 45 |
| 5. J.D. Smith | 1956-64 | 1,007 | 4,370 | 4.3 | 37 |
| Steve Young | 1987-99 | 608 | 3,581 | 5.9 | 37 |

- His 13,956 yards from scrimmage during his tenure with San Francisco is 2nd in team history behind only Pro Football Hall of Fame WR Jerry Rice (19,872).
- His 7 seasons of 1,000+ rushing yards with the 49ers are the most in team history.
- His 83 total TDs (70 rushing, 12 receiving and 1 fumble return) with San Francisco are the 3rd-most in team history.
- His 342 receptions and 2,883 receiving yards in San Francisco are 2nd-most in franchise history by a running back:

49ERS ALL-TIME RECEIVING LEADERS (RUNNING BACKS)

| PLAYER | YEARS | REC | YDS | AVG | TDs |
|----------------------|----------------|------------|--------------|------------|-----------|
| 1. Roger Craig | 1983-90 | 508 | 4,442 | 8.7 | 16 |
| 2. FRANK GORE | 2005-14 | 342 | 2,883 | 8.4 | 11 |
| 3. Hugh McElhenny | 1952-60 | 195 | 2,666 | 13.7 | 15 |
| 4. Tom Rathman | 1986-93 | 294 | 2,490 | 8.5 | 8 |
| 5. Ken Willard | 1965-73 | 273 | 2,156 | 7.9 | 16 |

49ERS ALL-TIME RECEPTIONS LEADERS (RUNNING BACKS)

| PLAYER | YEARS | REC | YDS | AVG | TDs |
|----------------------|----------------|------------|--------------|------------|-----------|
| 1. Roger Craig | 1983-90 | 508 | 4,442 | 8.7 | 16 |
| 2. FRANK GORE | 2005-14 | 342 | 2,883 | 8.4 | 11 |
| 3. Tom Rathman | 1986-93 | 294 | 2,490 | 8.5 | 8 |
| 4. Ken Willard | 1965-73 | 273 | 2,156 | 7.9 | 16 |
| 5. Earl Cooper | 1980-85 | 213 | 1,908 | 9.0 | 12 |

- Has the most 100-yard rushing games (39) and 150-yard rushing games (7) in 49ers history.
- Has the most consecutive 100-yard rushing games (5) in San Francisco history.
- His 2,784 career offensive touches are the most in 49ers history:

49ERS ALL-TIME TOUCHES LEADERS

| PLAYER | YEARS | ATT | REC | TCHS |
|----------------------|----------------|--------------|------------|--------------|
| 1. FRANK GORE | 2005-14 | 2,442 | 342 | 2,784 |
| 2. Roger Craig | 1983-90 | 1,686 | 508 | 2,194 |
| 3. Ken Willard | 1965-73 | 1,582 | 273 | 1,855 |
| 4. Joe Perry | 1950-63 | 1,475 | 185 | 1,660 |
| 5. Jerry Rice | 1985-2000 | 84 | 1,281 | 1,365 |

- Became 1st player in 49ers history to post 4 straight 1,000-yard seasons (2006-09 and 2011-14).
- His 36 carries on Dec. 10, 2017 at Buffalo were the most in a single game by an NFL player 34+ years of age.
- Rushed for 1,025 yards in 2016 and became 1 of just 4 NFL players and the first since RB John Riggins in 1984 to rush for 1,000+ yards at age 33-or-older.
- In 2014, he became the 29th player in NFL history to top 10,000 career rushing yards.
- Tied San Francisco's single-season rushing TDs record with 10 in 2009.
- His 78 points in 2009 were tied for 2nd in the NFC and tied for 8th in the NFL among non-kickers.
- Holds several 49ers single-season records after his record-breaking 2006 campaign:

49ERS SINGLE-SEASON RUSHING LEADERS

| PLAYER | YEAR | ATT | YDS | AVG | TDs |
|--------------------|------|-----|-------|-----|-----|
| 1. FRANK GORE | 2006 | 312 | 1,695 | 5.4 | 8 |
| 2. Garrison Hearst | 1998 | 310 | 1,570 | 5.1 | 7 |
| 3. Roger Craig | 1988 | 310 | 1,502 | 4.9 | 9 |
| 4. Wendell Tyler | 1984 | 246 | 1,262 | 5.1 | 7 |
| 5. Charlie Garner | 1999 | 241 | 1,229 | 5.1 | 4 |

49ERS SINGLE-SEASON CARRIES LEADERS

| PLAYER | YEAR | ATT | YDS | AVG | TDs |
|-----------------|------|-----|-------|-----|-----|
| 1. FRANK GORE | 2006 | 312 | 1,695 | 5.4 | 8 |
| 2. Roger Craig | 1988 | 310 | 1,502 | 4.9 | 9 |
| Garrison Hearst | 1998 | 310 | 1,570 | 5.1 | 7 |
| 4. FRANK GORE | 2011 | 282 | 1,211 | 4.3 | 8 |
| 5. FRANK GORE | 2013 | 276 | 1,128 | 4.1 | 9 |

- His 212 rushing yards vs. Seattle on Nov. 19, 2006 is a 49ers single-game record:

49ERS SINGLE-GAME RUSHING LEADERS

| PLAYER | OPP | DATE | ATT | YDS | AVG |
|--------------------|------|----------|-----|-----|------|
| 1. FRANK GORE | SEA. | 11/19/06 | 24 | 212 | 8.8 |
| 2. FRANK GORE | SEA. | 9/20/09 | 16 | 207 | 12.9 |
| 3. Charlie Garner | Dal. | 9/24/00 | 36 | 201 | 5.6 |
| 4. Garrison Hearst | Det. | 12/14/98 | 24 | 198 | 8.3 |
| 5. Delvin Williams | STL | 10/31/76 | 34 | 194 | 5.7 |

2018 (MIAMI):

- Started 12 games.
- 139 carries for 616 yards (4.4 avg.); 11 receptions for 100 yards (9.1 avg.) and 1 TD.

AT N.Y. JETS (9/16):

- 9 carries for 25 yards (2.8 avg.); 1 reception for 19 yards (19.0 avg.).
- Recorded an 8-yard run in the 3rd quarter to surpass Hall of Famer Curtis Martin for 4th place among the NFL's all-time rushing leaders.
- Hauled in a 19-yard reception on 3rd-and-19 with 3:36 remaining in the game to extend Miami's drive and seal the 20-12 victory.

AT NEW ENGLAND (9/30):

- 11 carries for 41 yards (3.7 avg.); 3 receptions for 16 yards (8.0 avg.) and 1 TD.
- Caught a 6-yard TD pass from QB Brock Osweiler with 2:49 remaining in the game.

VS. N.Y. JETS (11/4):

- 20 carries for 53 yards (2.7 avg.); 1 reception for 6 yards (6.0 avg.).
- Recorded a 7-yard run in the 3rd quarter to surpass Hall of Famer Barry Sanders for 6th place in NFL history in career scrimmage yards.

2017 (INDIANAPOLIS):

- Started all 16 games.
- 261 carries for 961 yards (3.7 avg.) and 3 TDs; 29 receptions for 245 yards (8.4 avg.) and 1 TD.
- Extended his NFL record with 12 straight seasons of 1,200+ yards from scrimmage.
- Tied for 10th in the NFL with 49 carries that resulted in 1st downs.

VS. ARIZONA (9/17):

- 14 carries for 46 yards (3.3 avg.) and 1 TD;
- Scored on a 5-yard carry on the team's 1st offensive possession.
- The TD made him the 6th player in NFL history to total 75+ career rushing TDs and 15+ career receiving TDs.

AT CINCINNATI (10/29):

- 16 carries for 82 yards (5.1 avg.); 4 receptions for 19 yards (4.8 avg.).
- Became the 1st running back since Curtis Martin (1998-2005) to start 100+ straight games.

AT BUFFALO (12/10):

- 36 carries for 130 yards (3.6 avg.); 1 reception for 10 yards.
- His 36 carries set an NFL record for the most in a single game by a player aged 34+.
- It was tied for the 3rd-most carries in a single game in Colts history.
- His 130 rushing yards were the most by a Colts running back since 2011 (RB Donald Brown).

2016 (INDIANAPOLIS):

- Started all 16 games.
- 263 carries for 1,025 yards (3.9 avg.) and 4 TDs; 38 receptions for 277 yards (7.3 avg.) and 4 TDs.
- Became the 1st running back aged 33+ to rush for 1,000 yards in a season since 1984 (RB John Riggins).
- Set an NFL record with his 11th consecutive season of 1,200+ scrimmage yards.
- Became the 5th player in NFL history to rush for 1,000+ yards in 9 different seasons.
- Was Indianapolis' 1st 1,000-yard rusher since 2007 (RB Joseph Addai) and the team's 8th different 1,000-yard rusher in team history.

AT HOUSTON (10/16):

- 22 carries for 106 yards (4.8 avg.); 1 reception for 2 yards.
- Registered the team's 1st 100-yard rushing performance in 55 regular-season games.

AT GREEN BAY (11/6):

- 19 carries for 60 yards (3.2 avg.) and 2 TDs; 2 receptions for 11 yards (5.5 avg.).
- Caught the 400th pass of his career and joined RBs Walter Payton, Emmitt Smith, Curtis Martin and LaDainian Tomlinson as the only NFL players with 12,500+ rushing yards and 400+ receptions.

AT MINNESOTA (12/18):

- 26 carries for 101 yards (3.9 avg.); 4 receptions for 14 yards (3.5 avg.).
- Became the 1st Colts running back since 2007 (RB Joseph Addai) to post 2 100-yard performances in the same season.

HONORS:

- Art Rooney Sportsmanship Award winner (as voted on by NFL players).

2015 (INDIANAPOLIS):

- Started all 16 games.
- 260 carries for 967 yards (3.7 avg.) and 6 TDs; 34

receptions for 267 yards (7.9 avg.) and 1 TD.

- His 967 rushing yards were the most by a Colts running back since 2007 (RB Joseph Addai).

AT TENNESSEE (9/27): 14 carries for 86 yards (6.1 avg.) and 2 TDs; 1 reception for 8 yards.

- Scored his 1st Colts TD with a 1-yard run in the 1st quarter.
- Scored the game-winning TD on a 6-yard carry with 2:51 left in the game.

AT HOUSTON (10/8): 22 carries for 98 yards (4.5 avg.) and 1 TD.

- Rushed for a 3-yard TD in the 1st quarter.

AT MIAMI (12/27): 15 carries for 85 yards (5.7 avg.) and 2 TDs; 2 receptions for 10 yards (5.0 avg.).

- Scored on a 37-yard TD run in the 1st quarter.
- Added an 11-yard TD run in the 2nd quarter.

2014 (SAN FRANCISCO):

- Started all 16 games.
- 255 carries for 1,106 yards (4.3 avg.) and 4 TDs; 11 receptions for 111 yards (10.1 avg.) and 1 TD.
- Became the 29th player in NFL history to top 10,000 career rushing yards.

AT DALLAS (9/7): 16 carries for 66 yards (4.1 avg.).

- Surpassed 10,000 career rushing yards.

VS. PHILADELPHIA (9/28): 22 carries for 98 yards (4.5 avg.) and 1 TD; 1 reception for 55 yards and 1 TD.

- Scored on a 55-yard TD reception from QB Colin Kaepernick, marking the longest reception by a 49ers running back since 2010 (Brian Westbrook).

VS. SAN DIEGO (12/20): 26 carries for 158 yards (6.1 avg.) and 1 TD.

- Scored on a 52-yard TD run on the opening possession, which was his longest TD run since 2009.
- Became the 1st player in the NFL that season to score on both a 50-yard run and a 50-yard reception.
- Joined Kaepernick as the 1st 49ers teammates to each rush for 100 yards in the same game since 1977 (RB Wilbur Jackson and RB Delvin Williams).
- Joined Kaepernick as the 4th pair of teammates to rush for 150+ yards each in NFL history and 1st since 1976.

2013 (SAN FRANCISCO):

- Started all 16 games.
- 276 carries for 1,128 yards (4.1 avg.); 16 receptions for 141 yards (8.8 avg.).
- His 276 carries were 5th in 49ers history.

VS. GREEN BAY (9/8): 21 carries for 44 yards (2.1 avg.) and 1 TD; 2 receptions for 21 yards (10.5 avg.).

- Moved past RB Roger Craig (11,506 yards) and into 2nd place in 49ers history in career scrimmage yards.

AT ST. LOUIS (9/26): 20 carries for 153 yards (7.7 avg.) and 1 TD.

AT JACKSONVILLE (10/27): 19 carries for 71 yards (3.7 avg.) and 2 TDs; 1 reception for 6 yards.

- Joined QB Colin Kaepernick as the 1st 49ers quarterback and running back duo to rush for two TDs each in the same game since 1961 (QB Billy Kilmer and RB J.D. Smith).

- It was the 1st time in the NFL since 2003 (QB Doug Flutie and RB LaDainian Tomlinson) that a quarterback and running back tandem each rushed for 2+ TDs in the same game.

POSTSEASON:

NFC WILD CARD AT GREEN BAY (1/5): 20 carries for 66 yards (3.3 avg.) and 1 TD; 1 reception for 11 yards.

- His 10-yard TD run in the 2nd quarter was the 5th postseason rushing score of his career.

NFC DIVISIONAL AT CAROLINA (1/12): 17 carries for 84 yards (4.9 avg.); 1 reception for 8 yards.

NFC CHAMPIONSHIP AT SEATTLE (1/19): 11 carries for 14 yards (1.3 avg.); 1 reception for 17 yards.

PRO BOWL:

- Selected to the Pro Bowl for the 5th time in his career but did not participate because his team was deep in the playoffs.

2012 (SAN FRANCISCO):

- Started all 16 games.
- 258 carries for 1,214 yards (4.7 avg.) and 8 TDs; 28 receptions for 234 yards (8.4 avg.) and 1 TD.

• His 4.7 yards per carry average was 6th in the NFL.

• His 1,214 rushing yards were 5th in the NFC and 10th in the NFL.

• Led the NFL with 319 rushing yards and 4 rushing TDs in the postseason.

AT GREEN BAY (9/9): 16 carries for 112 yards (7.0 avg.) and 1 TD.

- His 23-yard TD run in the 4th quarter gave San Francisco a 2-score lead.

VS. SEATTLE (10/18): 16 carries for 131 yards (8.2 avg.).

VS. MIAMI (12/9): 12 carries for 63 yards (5.3 avg.) and 1 TD.

- Scored his 50th career rushing TD and 60th total TD.

POSTSEASON:

NFC DIVISIONAL VS. GREEN BAY (1/12): 23 carries for 119 yards (5.2 avg.) and 1 TD; 2 receptions for 48 yards (24.0 avg.).

- Marked his 1st 100-yard postseason performance.

NFC CHAMPIONSHIP AT ATLANTA (1/20): 21 carries for 90 yards (4.3 avg.) and 2 TDs.

- Scored the game-winning TD on a 9-yard carry with 8:23 remaining.

• Marked his 1st multi-TD performance in the postseason.

SUPER BOWL XLVII VS. BALTIMORE (2/3): 19 carries for 110 yards (5.8 avg.) and 1 TD.

- His 110 rushing yards set a franchise Super Bowl record.
- Scored on a 6-yard TD run in the 3rd quarter, his 4th TD of the postseason.

PRO BOWL:

- Selected to the Pro Bowl for the 4th time in his career but did not participate because his team was deep in the playoffs.

2011 (SAN FRANCISCO):

- Played in all 16 games with 15 starts.
- 282 carries for 1,211 yards (4.3 avg.) and 8 TDs; 17

receptions for 114 yards (6.7 avg.).

- Became San Francisco's all-time leading rusher.
- Rushed for 100 yards in 5 consecutive games from Oct. 12 to Nov. 6.
- His 282 carries were 4th-most in 49ers history.

AT PHILADELPHIA (10/2): 15 carries for 127 yards (8.5 avg.) and 1 TD; 2 receptions for 12 yards (6.0 avg.).

- Marked his 25th career 100-yard effort.
- Rushed for a 12-yard TD with 3:00 left to win the game.

AT DETROIT (10/16): 15 carries for 141 yards (9.4 avg.) and 1 TD; 2 receptions for 5 yards (2.5 avg.).

VS. ST. LOUIS (12/4): 21 carries for 73 yards (3.5 avg.).

- Broke the franchise's all-time record for most career rushing yards, surpassing FB Joe Perry (7,344).

POSTSEASON:

NFC DIVISIONAL VS. NEW ORLEANS (1/14): 13 carries for 89 yards (6.8 avg.); 7 receptions for 38 yards (5.4 avg.).

- Made his 1st postseason appearance..

NFC CHAMPIONSHIP VS. N.Y. GIANTS (1/22): 16 carries for 74 yards (4.6 avg.); 6 receptions for 45 yards (7.5 avg.).

PRO BOWL:

- Selected to the Pro Bowl for the 3rd time in his career but did not participate because his team was in the playoffs.

HONORS:

- FedEx Ground NFL Player of the Week (at Detroit, 10/16).

2010 (SAN FRANCISCO):

- Started 11 games.
- Missed the rest of the season after being placed on injured reserve on Nov. 30.
- 203 carries for 853 yards (4.2 avg.) and 3 TDs; 46 carries for 452 yards (9.8 avg.) and 2 TDs.

VS. NEW ORLEANS (9/20): 20 carries for 112 yards (5.6 avg.) and 1 TD; 7 receptions for 56 yards (8.0 avg.) and 1 TD.

- Set a 49ers record with his 21st 100-yard game.
- Marked the 2nd time in his career he posted a rushing and receiving TD in the same game.

AT KANSAS CITY (9/26): 15 carries for 43 yards (2.9 avg.); 9 receptions for 102 yards (11.3 avg.).

- It was the 1st 100-yard receiving game of his career and the 1st by a 49ers running back since 2001 (RB Garrison Hearst).

VS. OAKLAND (10/17): 25 carries for 149 yards (6.0 avg.).

2009 (SAN FRANCISCO):

- Started 14 games.
- Inactive for 2 games.
- 229 carries for 1,120 yards (4.9 avg.) and 10 TDs; 52 receptions for 406 yards (7.8 avg.) and 3 TDs.
- Became 1st player in 49ers history to post 4 straight 1,000-yard seasons.
- Tied the team's single-season record with 10 rushing TDs.
- His 78 points were tied for 2nd in the NFC and

tied for 8th in the NFL among non-kickers.

- His 1,120 rushing yards were 5th in the NFC and tied for 11th in the NFL.

VS. SEATTLE (9/20): 16 carries for 207 yards (12.9 avg.) and 2 TDs; 5 receptions for 39 yards (7.8 avg.).

- Scored on rushing TDs of 79 and 80 yards.
- Became the 2nd NFL player (RB Barry Sanders) to score on 2 runs of 75+ yards in the same game.
- It was just the 3rd 200-yard rushing performance in 49ers history.

VS. JACKSONVILLE (11/29): 16 carries for 33 yards (2.1 avg.); 7 receptions for 14 yards (2.0 avg.) and 1 TD.

- Scored a TD in his 5th straight game.
- Became the first 49ers player since 2001 (WR Terrell Owens) to record TDs in 5 consecutive contests.

VS. ARIZONA (12/14): 25 carries for 167 yards (6.7 avg.) and 1 TD; 2 receptions for 10 yards (5.0 avg.).

- Totaled 104 yards rushing in the 1st half.

PRO BOWL:

- Selected to the NFC Pro Bowl team for the 2nd time in his career.

HONORS:

- NFC Offensive Player of the Week (vs. Seattle, 9/20).
- FedEx Ground NFL Player of the Week (vs. Seattle, 9/20).
- NFC Offensive Player of the Week (vs. Arizona, 12/14).

2008 (SAN FRANCISCO):

- Started 14 games.
- Inactive for 2 games.
- 240 carries for 1,036 yards (4.3 avg.) and 6 TDs; 43 receptions for 373 yards (8.7 avg.) and 2 TDs.
- Became 1st player in 49ers history to record 3 consecutive 1,000-yard rushing seasons.

VS. ARIZONA (9/7): 14 carries for 96 yards (6.9 avg.) and 1 TD; 4 receptions for 55 yards (13.8 avg.).

VS. DETROIT (9/21): 27 carries for 130 yards (4.8 avg.) and 1 TD; 4 receptions for 32 yards (8.0 avg.).

VS. ST. LOUIS (11/16): 18 carries for 106 yards (5.9 avg.) and 2 TDs; 2 receptions for 8 yards (4.0 avg.).

- Scored 2 1st-half rushing TDs.
- Marked his 15th career 100-yard rushing game.

2007 (SAN FRANCISCO):

- Started 15 games.
- Inactive for 1 game.
- 260 carries for 1,102 yards (4.2 avg.) and 5 TDs; 53 receptions for 436 yards (8.2 avg.) and 1 TD.
- Finished 6th in the NFL with 1,533 combined yards (1,102 rushing and 436 receiving).

AT ST. LOUIS (9/16): 20 carries for 81 yards (4.1 avg.) and 2 TDs; 2 receptions for 4 yards (2.0 avg.).

- Scored on a 43-yard rush on a 4th-and-1 snap in the 3rd quarter.

AT ARIZONA (11/25): 21 carries for 116 yards (5.5 avg.) and 2 TDs; 11 receptions for 98 yards (8.9 avg.).

- His 11 receptions were 2nd-most in team history by a running back.

VS. CINCINNATI (12/15): 29 carries for 138 yards (4.8 avg.); 1 reception for 9 yards.

HONORS:

- Garry Niver Award (voted on by the team's media and awarded for cooperation and professional style in helping the media do their jobs).
- NFC Offensive Player of the Week (at Arizona, 11/25).

2006 (SAN FRANCISCO):

- Started 16 games.
- 312 carries for 1,695 yards (5.4 avg.) and 8 TDs; 61 receptions for 485 yards (8.0 avg.) and 1 TD.
- His 312 carries and 1,695 rushing yards were both franchise records.
- His 61 receptions led the team.

- Set a franchise record with 2,180 yards from scrimmage, which ranked 4th in the NFL and 2nd in the NFC that season.
- Was 3rd in the NFL and led the NFC with 1,695 rushing yards.
- Set a team record with 9 100-yard performances during the season.

VS. OAKLAND (10/8): 27 carries for 134 yards (5.0 avg.); 3 receptions for 38 yards (12.7 avg.).

AT DETROIT (11/12): 22 carries for 159 yards (7.2 avg.) and 1 TD; 2 receptions for 14 yards (7.0 avg.).

- Set a franchise record with 148 rushing yards in the 1st half.
- VS. SEATTLE (11/19):** 24 carries for 212 yards (8.8 avg.); 4 receptions for 26 yards (6.5 avg.).
- Set a franchise record with 212 rushing yards in a game.
 - It was the 2nd 200-yard rushing performance in team history and the 1st of his career.

PRO BOWL:

- Selected to start for the NFC team in his 1st career Pro Bowl.

HONORS:

- 49ers Ed Block Courage Award.
- Co-recipient of the Bill Walsh Award (voted on by the coaching staff as the team's MVP).
- NFC Offensive Player of the Week (vs. Seattle, 11/19).
- NFC Offensive Player of the Week (vs. Oakland, 10/8).

2005 (SAN FRANCISCO):

- Played in 14 games with 1 start.
- Inactive for 2 games.
- 127 carries for 608 yards (4.8 avg.) and 3 TDs; 15 receptions for 131 yards (8.7 avg.).
- His 608 rushing yards led the team despite starting just 1 game.
- Became the 1st 49ers rookie to lead the team in rushing since 1990 (RB Dexter Carter) and the 608 rushing yards were the most by a 49ers rookie

since 1983 (RB Roger Craig).

AT WASHINGTON (10/23): 9 carries for 89 yards (9.9 avg.) and 1 TD.

- Scored on a 72-yard carry in the 4th quarter for his 1st career TD.

AT JACKSONVILLE (12/18): 19 carries for 79 yards (4.2 avg.); 3 receptions for 57 yards (19.0 avg.).

- Made his 1st career start.

VS. HOUSTON (1/1): 25 carries for 108 yards (4.3 avg.); 2 receptions for 13 yards (6.5 avg.).

- It was his 1st career 100-yard rushing game.

BEFORE THE NFL

COLLEGE (MIAMI):

- 3-year letterman (2001-02; 2004) and 1-year starter.

CAREER: Played in 28 games with 16 starts; 348 carries for 1,975 yards (5.7 avg.) and 17 TDs; 23 receptions for 225 yards (9.8 avg.); 2 kickoff returns for 48 yards (24.0 avg.).

JUNIOR (2004): Played in all 12 games with 11 starts; 197 carries for 945 yards (4.8 avg.) and 8 TDs; 10 receptions for 106 yards (10.6 avg.).

- His 945 rushing yards were 4th in the ACC.
- Set career highs in rushing yards (945), carries (197) and TDs (8).

REDSHIRT SOPHOMORE (2003): Started 5 games; 89 carries for 468 yards (5.3 avg.) and 4 TDs; 12 receptions for 105 yards (8.8 avg.).

- Became the school's 1st running back to rush for 100+ yards in each of the team's 1st 3 games.

SOPHOMORE (2002): Missed the entire season due to injury and earned a medical redshirt.

TRUE FRESHMAN (2001): Played in 11 games; 62 carries for 562 yards (9.1 avg.) and 5 TDs; 1 reception for 14 yards; 2 kickoff returns for 48 yards (24.0 avg.).

- His 562 rushing yards were the 3rd-most by a freshman and 2nd-most by a true freshman in school history.
- Helped his team win the BCS National Championship.
- Freshman All-American.

HIGH SCHOOL (CORAL GABLES HS – CORAL GABLES, FLA.)

SENIOR (2000): 2,953 rushing yards and 34 TDs.

- His 2,953 rushing yards and 34 TDs were both Miami-Dade county records.
- All-American.

JUNIOR (1999): 1,559 rushing yards and 28 TDs; 301 receiving yards and 4 TDs.

OFF THE FIELD

PERSONAL:

- Received a key to the City of Miami in 2018.
- Inducted into the University of Miami Sports Hall of Fame in 2018.
- **MAJOR:** Business management and organization.

FRANK GORE'S NFL REGULAR SEASON STATS

| YEAR | TEAM | GP | GS | RUSHING | | | | RECEIVING | | | | | |
|-------------------|---------------|------------|------------|-------------|--------------|------------|------------|-----------|------------|-------------|------------|------------|-----------|
| | | | | ATT | YDS | AVG | LG | TD | REC | YDS | AVG | LG | TD |
| 2005 | SAN FRANCISCO | 14 | 1 | 127 | 608 | 4.8 | 72t | 3 | 15 | 131 | 8.7 | 47 | 0 |
| 2006 | SAN FRANCISCO | 16 | 16 | 312 | 1695 | 5.4 | 72 | 8 | 61 | 485 | 8.0 | 39 | 1 |
| 2007 | SAN FRANCISCO | 15 | 15 | 260 | 1102 | 4.2 | 43t | 5 | 53 | 436 | 8.2 | 23t | 1 |
| 2008 | SAN FRANCISCO | 14 | 14 | 240 | 1036 | 4.3 | 41t | 6 | 43 | 373 | 8.7 | 26 | 2 |
| 2009 | SAN FRANCISCO | 14 | 14 | 229 | 1120 | 4.9 | 80t | 10 | 52 | 406 | 7.8 | 48 | 3 |
| 2010 | SAN FRANCISCO | 11 | 11 | 203 | 853 | 4.2 | 64 | 3 | 46 | 452 | 9.8 | 41 | 2 |
| 2011 | SAN FRANCISCO | 16 | 15 | 282 | 1211 | 4.3 | 55 | 8 | 17 | 114 | 6.7 | 13 | 0 |
| 2012 | SAN FRANCISCO | 16 | 16 | 258 | 1214 | 4.7 | 37 | 8 | 28 | 234 | 8.4 | 26 | 1 |
| 2013 | SAN FRANCISCO | 16 | 16 | 276 | 1128 | 4.1 | 51 | 9 | 16 | 141 | 8.8 | 29 | 0 |
| 2014 | SAN FRANCISCO | 16 | 16 | 255 | 1106 | 4.3 | 52t | 4 | 11 | 111 | 10.1 | 55t | 1 |
| 2015 | INDIANAPOLIS | 16 | 16 | 260 | 967 | 3.7 | 37t | 6 | 34 | 267 | 7.9 | 34 | 1 |
| 2016 | INDIANAPOLIS | 16 | 16 | 263 | 1025 | 3.9 | 22 | 4 | 38 | 277 | 7.3 | 49 | 4 |
| 2017 | INDIANAPOLIS | 16 | 16 | 261 | 961 | 3.7 | 21 | 3 | 29 | 245 | 8.4 | 26 | 1 |
| 2018 | MIAMI | 12 | 12 | 139 | 616 | 4.4 | 39 | 0 | 11 | 100 | 9.1 | 19 | 1 |
| NFL TOTALS | | 208 | 194 | 3365 | 14642 | 4.4 | 80t | 77 | 454 | 3772 | 8.3 | 55t | 18 |

FRANK GORE'S NFL PLAYOFF STATS

| YEAR | TEAM | GP | GS | RUSHING | | | | RECEIVING | | | | | |
|-----------------------|---------------|----------|----------|------------|------------|------------|-----------|-----------|-----------|------------|------------|-----------|----------|
| | | | | ATT | YDS | AVG | LG | TD | REC | YDS | AVG | LG | TD |
| 2011 | SAN FRANCISCO | 2 | 2 | 29 | 163 | 5.6 | 42 | 0 | 13 | 83 | 6.4 | 24 | 0 |
| 2012 | SAN FRANCISCO | 3 | 3 | 63 | 319 | 5.1 | 33 | 4 | 2 | 48 | 24.0 | 45 | 0 |
| 2013 | SAN FRANCISCO | 3 | 3 | 48 | 164 | 3.4 | 39t | 1 | 3 | 36 | 12.0 | 17 | 0 |
| PLAYOFF TOTALS | | 8 | 8 | 140 | 646 | 4.6 | 42 | 5 | 18 | 167 | 9.3 | 45 | 0 |

ADDITIONAL STATS

Miscellaneous Tackles: (San Francisco) 1 in 2005, 2 in 2006, 3 in 2007, 2 in 2008, 2 in 2010, 1 in 2011, (Indianapolis) 2 in 2016 for total of 14.

SINGLE-GAME CAREER HIGHS

Rushes: 36 at Buffalo, 12/10/17
Rushing Yards: 212 vs. Seattle, 11/19/06
Longest Rush: 80t vs. Seattle, 9/20/09
Rushing TDs: 2 14 times, last: at Green Bay, 11/6/16
Receptions: 11 at Arizona, 11/25/07
Receiving Yards: 102 at Kansas City, 9/26/10
Longest Reception: 55t vs. Philadelphia, 9/8/14
Receiving TDs: 1 18 times, last: at New England, 9/30/18

100-YARD RUSHING GAMES (46)

| DATE | OPPONENT | ATT | YDS | AVG | LG | TD |
|----------|-----------------|-----|-----|------|-----|----|
| 1/1/06 | HOUSTON | 25 | 108 | 4.3 | 28 | 0 |
| 9/17/06 | ST. LOUIS | 29 | 127 | 4.4 | 32t | 1 |
| 10/8/06 | OAKLAND | 27 | 134 | 5.0 | 26 | 0 |
| 10/29/06 | at Chicago | 12 | 111 | 9.3 | 53 | 0 |
| 11/12/06 | at Detroit | 22 | 159 | 7.2 | 61t | 1 |
| 11/19/06 | SEATTLE | 24 | 212 | 8.8 | 51 | 0 |
| 11/26/06 | at St. Louis | 21 | 134 | 6.4 | 18 | 1 |
| 12/10/06 | GREEN BAY | 18 | 130 | 7.2 | 72 | 1 |
| 12/14/06 | at Seattle | 29 | 144 | 5.0 | 40 | 0 |
| 12/31/06 | at Denver | 31 | 153 | 4.9 | 24 | 0 |
| 11/25/07 | at Arizona | 21 | 116 | 5.5 | 35t | 2 |
| 12/15/07 | CINCINNATI | 29 | 138 | 4.8 | 20 | 0 |
| 9/21/08 | DETROIT | 27 | 130 | 4.8 | 33 | 1 |
| 10/12/08 | PHILADELPHIA | 19 | 101 | 5.3 | 25 | 1 |
| 11/16/08 | ST. LOUIS | 18 | 106 | 5.9 | 37 | 2 |
| 9/20/09 | SEATTLE | 16 | 207 | 12.9 | 80t | 2 |
| 11/12/09 | CHICAGO | 25 | 104 | 4.2 | 25 | 1 |
| 12/14/09 | ARIZONA | 25 | 167 | 6.7 | 36 | 1 |
| 12/20/09 | at Philadelphia | 16 | 107 | 6.7 | 37 | 0 |
| 1/3/10 | at St. Louis | 23 | 107 | 4.7 | 34 | 2 |
| 9/20/10 | NEW ORLEANS | 20 | 112 | 5.6 | 20 | 1 |
| 10/17/10 | OAKLAND | 25 | 149 | 6.0 | 64 | 0 |
| 10/24/10 | at Carolina | 19 | 102 | 5.4 | 20 | 0 |
| 10/31/10 | DENVER | 29 | 118 | 4.1 | 21 | 1 |
| 10/2/11 | at Philadelphia | 15 | 127 | 8.5 | 40 | 1 |
| 10/9/11 | TAMPA BAY | 20 | 125 | 6.3 | 21 | 1 |
| 10/16/11 | at Detroit | 15 | 141 | 9.4 | 55 | 1 |
| 10/30/11 | CLEVELAND | 31 | 134 | 4.3 | 26 | 1 |
| 11/6/11 | at Washington | 19 | 107 | 5.6 | 27 | 0 |
| 9/9/12 | at Green Bay | 16 | 112 | 7.0 | 23t | 1 |
| 10/7/12 | BUFFALO | 14 | 106 | 7.6 | 31 | 1 |
| 10/18/12 | SEATTLE | 16 | 131 | 8.2 | 37 | 0 |
| 9/26/13 | at St. Louis | 20 | 153 | 7.7 | 34t | 1 |
| 10/13/13 | ARIZONA | 25 | 101 | 4.0 | 32 | 0 |
| 12/8/13 | SEATTLE | 17 | 110 | 6.5 | 51 | 0 |
| 1/12/13 | GREEN BAY* | 23 | 119 | 5.2 | 26 | 1 |
| 2/3/13 | vs. Baltimore** | 19 | 110 | 5.8 | 33 | 1 |
| 9/28/14 | PHILADELPHIA | 24 | 119 | 5.0 | 28 | 0 |
| 10/5/14 | KANSAS CITY | 18 | 107 | 5.9 | 14 | 0 |
| 12/20/14 | SAN DIEGO | 26 | 158 | 6.1 | 52t | 1 |
| 12/28/14 | ARIZONA | 25 | 144 | 5.8 | 24 | 0 |
| 10/16/16 | at Houston | 22 | 106 | 4.8 | 22 | 0 |
| 12/18/16 | at Minnesota | 26 | 101 | 3.9 | 9 | 0 |
| 12/10/17 | at Buffalo | 36 | 130 | 3.6 | 10 | 0 |
| 12/31/17 | HOUSTON | 24 | 100 | 4.2 | 16 | 0 |
| 10/14/18 | CHICAGO | 15 | 101 | 6.7 | 32 | 0 |

* NFC Divisional game

** Super Bowl XLVII

100-YARD RECEIVING GAMES (1)

| DATE | OPPONENT | REC | YDS | AVG | LG | TD |
|---------|----------------|-----|-----|------|----|----|
| 9/26/10 | at Kansas City | 9 | 102 | 11.3 | 41 | 0 |

2005 GAME-BY-GAME STATS (SAN FRANCISCO)

| DATE | OPPONENT | P/S | ATT | YDS | AVG | LG | TD |
|--------------------|-----------------|-------------|------------|------------|------------|------------|----------|
| 09/11 | ST. LOUIS | 1/0 | 4 | 17 | 4.3 | 9 | 0 |
| 09/18 | at Philadelphia | 1/0 | 4 | 15 | 3.8 | 6 | 0 |
| 09/25 | DALLAS | 1/0 | 7 | 42 | 6.0 | 9 | 0 |
| 10/02 | at Arizona | 1/0 | 2 | 4 | 2.0 | 4 | 0 |
| 10/09 | INDIANAPOLIS | 1/0 | 8 | 31 | 3.9 | 11 | 0 |
| 10/23 | at Washington | 1/0 | 9 | 89 | 9.9 | 72t | 1 |
| 10/30 | TAMPA BAY | 1/0 | 10 | 40 | 4.0 | 9 | 0 |
| 11/06 | N.Y. GIANTS | 1/0 | 7 | 33 | 4.7 | 22 | 0 |
| 11/13 | at Chicago | 1/0 | 14 | 55 | 3.9 | 19 | 0 |
| 11/20 | SEATTLE | | | | | | |
| 11/27 | at Tennessee | | | | | | |
| 12/04 | ARIZONA | 1/0 | 6 | 22 | 3.7 | 9 | 0 |
| 12/11 | at Seattle | 1/0 | 2 | 5 | 2.5 | 4 | 0 |
| 12/18 | at Jacksonville | 1/1 | 19 | 79 | 4.2 | 18 | 0 |
| 12/24 | at St. Louis | 1/0 | 10 | 68 | 6.8 | 30t | 2 |
| 01/01 | HOUSTON | 1/0 | 25 | 108 | 4.3 | 28 | 0 |
| 2005 TOTALS | | 14/1 | 127 | 608 | 4.8 | 72t | 3 |

2006 GAME-BY-GAME STATS (SAN FRANCISCO)

| DATE | OPPONENT | P/S | ATT | YDS | AVG | LG | TD |
|--------------------|----------------|--------------|------------|-------------|------------|-----------|----------|
| 09/10 | at Arizona | 1/1 | 16 | 87 | 5.4 | 32 | 2 |
| 09/17 | ST. LOUIS | 1/1 | 29 | 127 | 4.4 | 32t | 1 |
| 09/24 | PHILADELPHIA | 1/1 | 16 | 52 | 3.3 | 15 | 0 |
| 10/01 | at Kansas City | 1/1 | 14 | 65 | 4.6 | 14 | 0 |
| 10/08 | OAKLAND | 1/1 | 27 | 134 | 5.0 | 26 | 0 |
| 10/15 | SAN DIEGO | 1/1 | 10 | 55 | 5.5 | 22 | 0 |
| 10/29 | at Chicago | 1/1 | 12 | 111 | 9.3 | 53 | 0 |
| 11/05 | MINNESOTA | 1/1 | 19 | 41 | 2.2 | 11 | 0 |
| 11/12 | at Detroit | 1/1 | 22 | 159 | 7.2 | 61t | 1 |
| 11/19 | SEATTLE | 1/1 | 24 | 212 | 8.8 | 51 | 0 |
| 11/26 | at St. Louis | 1/1 | 21 | 134 | 6.4 | 18 | 1 |
| 12/03 | at New Orleans | 1/1 | 13 | 40 | 3.1 | 12 | 0 |
| 12/10 | GREEN BAY | 1/1 | 18 | 130 | 7.2 | 72 | 1 |
| 12/14 | at Seattle | 1/1 | 29 | 144 | 5.0 | 40 | 0 |
| 12/24 | ARIZONA | 1/1 | 11 | 51 | 4.6 | 15 | 2 |
| 12/31 | at Denver | 1/1 | 31 | 153 | 4.9 | 24 | 0 |
| 2006 TOTALS | | 16/16 | 312 | 1695 | 5.4 | 72 | 8 |

2007 GAME-BY-GAME STATS (SAN FRANCISCO)

| DATE | OPPONENT | P/S | ATT | YDS | AVG | LG | TD |
|--------------------|----------------|--------------|------------|-------------|------------|------------|----------|
| 09/10 | ARIZONA | 1/1 | 18 | 55 | 3.1 | 12 | 1 |
| 09/16 | at St. Louis | 1/1 | 20 | 81 | 4.1 | 43t | 2 |
| 09/23 | at Pittsburgh | 1/1 | 14 | 39 | 2.8 | 11 | 0 |
| 09/30 | SEATTLE | 1/1 | 16 | 79 | 4.9 | 17 | 0 |
| 10/07 | BALTIMORE | 1/1 | 16 | 52 | 3.3 | 10 | 0 |
| 10/21 | at N.Y. Giants | 1/1 | 14 | 88 | 6.3 | 24 | 0 |
| 10/28 | NEW ORLEANS | 1/1 | 12 | 41 | 3.4 | 9 | 0 |
| 11/04 | at Atlanta | | | | | | |
| 11/12 | at Seattle | 1/1 | 13 | 72 | 5.5 | 16 | 0 |
| 11/18 | ST. LOUIS | 1/1 | 15 | 32 | 2.1 | 7 | 0 |
| 11/25 | at Arizona | 1/1 | 21 | 116 | 5.5 | 35t | 2 |
| 12/02 | at Carolina | 1/1 | 12 | 58 | 4.8 | 11 | 0 |
| 12/09 | MINNESOTA | 1/1 | 16 | 68 | 4.3 | 15 | 0 |
| 12/15 | CINCINNATI | 1/1 | 29 | 138 | 4.8 | 20 | 0 |
| 12/23 | TAMPA BAY | 1/1 | 21 | 89 | 4.2 | 20 | 0 |
| 12/30 | at Cleveland | 1/1 | 23 | 94 | 4.1 | 16 | 0 |
| 2007 TOTALS | | 15/15 | 260 | 1102 | 4.2 | 43t | 5 |

2008 GAME-BY-GAME STATS (SAN FRANCISCO)

| DATE | OPPONENT | P/S | ATT | YDS | AVG | LG | TD |
|--------------------|----------------|--------------|------------|-------------|------------|------------|----------|
| 09/07 | ARIZONA | 1/1 | 14 | 96 | 6.9 | 41t | 1 |
| 09/14 | at Seattle | 1/1 | 19 | 61 | 3.2 | 23 | 1 |
| 09/21 | DETROIT | 1/1 | 27 | 130 | 4.8 | 33 | 1 |
| 09/28 | at New Orleans | 1/1 | 16 | 82 | 5.1 | 11 | 0 |
| 10/05 | NEW ENGLAND | 1/1 | 12 | 54 | 4.5 | 16 | 0 |
| 10/12 | PHILADELPHIA | 1/1 | 19 | 101 | 5.3 | 25 | 1 |
| 10/19 | at N.Y. Giants | 1/1 | 11 | 11 | 1.0 | 5 | 0 |
| 10/26 | SEATTLE | 1/1 | 18 | 94 | 5.2 | 29 | 0 |
| 11/10 | at Arizona | 1/1 | 23 | 99 | 4.3 | 20 | 0 |
| 11/16 | ST. LOUIS | 1/1 | 18 | 106 | 5.9 | 37 | 2 |
| 11/23 | at Dallas | 1/1 | 14 | 26 | 1.9 | 7 | 0 |
| 11/30 | at Buffalo | 1/1 | 24 | 66 | 2.8 | 12 | 0 |
| 12/07 | N.Y. JETS | 1/1 | 14 | 52 | 3.7 | 12 | 0 |
| 12/14 | at Miami | | | | | | |
| 12/21 | at St. Louis | | | | | | |
| 12/28 | WASHINGTON | 1/1 | 11 | 58 | 5.3 | 11 | 0 |
| 2008 TOTALS | | 14/14 | 240 | 1036 | 4.3 | 41t | 6 |

2009 GAME-BY-GAME STATS (SAN FRANCISCO)

| DATE | OPPONENT | P/S | ATT | YDS | AVG | LG | TD |
|--------------------|-----------------|--------------|------------|-------------|------------|------------|-----------|
| 09/13 | at Arizona | 1/1 | 22 | 30 | 1.4 | 6t | 1 |
| 09/20 | SEATTLE | 1/1 | 16 | 207 | 12.9 | 80t | 2 |
| 09/27 | at Minnesota | 1/1 | 1 | 4 | 4.0 | 4 | 0 |
| 10/04 | ST. LOUIS | | | | | | |
| 10/11 | ATLANTA | | | | | | |
| 10/25 | at Houston | 1/1 | 13 | 32 | 2.5 | 9 | 0 |
| 11/01 | at Indianapolis | 1/1 | 13 | 91 | 7.0 | 64t | 1 |
| 11/08 | TENNESSEE | 1/1 | 15 | 83 | 5.5 | 13 | 1 |
| 11/12 | CHICAGO | 1/1 | 25 | 104 | 4.2 | 25 | 1 |
| 11/22 | at Green Bay | 1/1 | 7 | 59 | 8.4 | 42 | 0 |
| 11/29 | JACKSONVILLE | 1/1 | 16 | 33 | 2.1 | 6 | 0 |
| 12/06 | at Seattle | 1/1 | 9 | 25 | 2.8 | 6 | 0 |
| 12/14 | ARIZONA | 1/1 | 25 | 167 | 6.7 | 36 | 1 |
| 12/20 | at Philadelphia | 1/1 | 16 | 107 | 6.7 | 37 | 0 |
| 12/27 | DETROIT | 1/1 | 28 | 71 | 2.5 | 15 | 1 |
| 01/03 | at St. Louis | 1/1 | 23 | 107 | 4.7 | 34 | 2 |
| 2009 TOTALS | | 14/14 | 229 | 1120 | 4.9 | 80t | 10 |

2010 GAME-BY-GAME STATS (SAN FRANCISCO)

| DATE | OPPONENT | P/S | ATT | YDS | AVG | LG | TD |
|--------------------|----------------|--------------|------------|------------|------------|-----------|----------|
| 09/12 | at Seattle | 1/1 | 17 | 38 | 2.2 | 10 | 0 |
| 09/20 | NEW ORLEANS | 1/1 | 20 | 112 | 5.6 | 20 | 1 |
| 09/26 | at Kansas City | 1/1 | 15 | 43 | 2.9 | 6 | 0 |
| 10/03 | at Atlanta | 1/1 | 21 | 77 | 3.7 | 13 | 0 |
| 10/10 | PHILADELPHIA | 1/1 | 18 | 52 | 2.9 | 16 | 0 |
| 10/17 | OAKLAND | 1/1 | 25 | 149 | 6.0 | 64 | 0 |
| 10/24 | at Carolina | 1/1 | 19 | 102 | 5.4 | 20 | 0 |
| 10/31 | DENVER | 1/1 | 29 | 118 | 4.1 | 21 | 1 |
| 11/14 | ST. LOUIS | 1/1 | 22 | 87 | 4.0 | 23 | 1 |
| 11/21 | TAMPA BAY | 1/1 | 12 | 23 | 1.9 | 6 | 0 |
| 11/29 | at Arizona | 1/1 | 5 | 52 | 10.4 | 25 | 0 |
| 12/05 | at Green Bay | | | | | | |
| 12/12 | SEATTLE | | | | | | |
| 12/16 | at San Diego | | | | | | |
| 12/26 | at St. Louis | | | | | | |
| 01/02 | ARIZONA | | | | | | |
| 2010 TOTALS | | 11/11 | 203 | 853 | 4.2 | 64 | 3 |

2011 GAME-BY-GAME STATS (SAN FRANCISCO)

| DATE | OPPONENT | P/S | ATT | YDS | AVG | LG | TD |
|--------------------|-----------------|--------------|------------|-------------|------------|-----------|----------|
| 09/11 | SEATTLE | 1/1 | 22 | 59 | 2.7 | 16 | 0 |
| 09/18 | DALLAS | 1/1 | 20 | 47 | 2.4 | 9 | 1 |
| 09/25 | at Cincinnati | 1/1 | 17 | 42 | 2.5 | 12 | 0 |
| 10/02 | at Philadelphia | 1/0 | 15 | 127 | 8.5 | 40 | 1 |
| 10/09 | TAMPA BAY | 1/1 | 20 | 125 | 6.3 | 21 | 1 |
| 10/16 | at Detroit | 1/1 | 15 | 141 | 9.4 | 55 | 1 |
| 10/30 | CLEVELAND | 1/1 | 31 | 134 | 4.3 | 26 | 1 |
| 11/06 | at Washington | 1/1 | 19 | 107 | 5.6 | 27 | 0 |
| 11/13 | N.Y. GIANTS | 1/1 | 6 | 0 | 0.0 | 3 | 0 |
| 11/20 | ARIZONA | 1/1 | 24 | 88 | 3.7 | 14 | 0 |
| 11/24 | at Baltimore | 1/1 | 14 | 39 | 2.8 | 9 | 0 |
| 12/04 | ST. LOUIS | 1/1 | 21 | 73 | 3.5 | 20 | 0 |
| 12/11 | at Arizona | 1/1 | 10 | 72 | 7.2 | 37t | 1 |
| 12/19 | PITTSBURGH | 1/1 | 18 | 65 | 3.6 | 13 | 1 |
| 12/24 | at Seattle | 1/1 | 23 | 83 | 3.6 | 14 | 1 |
| 01/01 | at St. Louis | 1/1 | 7 | 9 | 1.3 | 3 | 0 |
| 2011 TOTALS | | 16/15 | 282 | 1211 | 4.3 | 55 | 8 |

| DATE | OPPONENT | P/S | ATT | YDS | AVG | LG | TD |
|-----------------------|---------------|------------|-----------|------------|------------|-----------|----------|
| 01/14 | NEW ORLEANS* | 1/1 | 13 | 89 | 6.8 | 42 | 0 |
| 01/22 | N.Y. GIANTS** | 1/1 | 16 | 74 | 4.6 | 11 | 0 |
| PLAYOFF TOTALS | | 2/2 | 29 | 163 | 5.6 | 42 | 0 |

* NFC Divisional game
** NFC Championship

2012 GAME-BY-GAME STATS (SAN FRANCISCO)

| DATE | OPPONENT | P/S | ATT | YDS | AVG | LG | TD |
|--------------------|----------------|--------------|------------|-------------|------------|-----------|----------|
| 09/09 | at Green Bay | 1/1 | 16 | 112 | 7.0 | 23t | 1 |
| 09/16 | DETROIT | 1/1 | 17 | 89 | 5.2 | 16 | 1 |
| 09/23 | at Minnesota | 1/1 | 12 | 63 | 5.3 | 11 | 0 |
| 09/30 | at N.Y. Jets | 1/1 | 20 | 64 | 3.2 | 11 | 1 |
| 10/07 | BUFFALO | 1/1 | 14 | 106 | 7.6 | 31 | 1 |
| 10/14 | N.Y. GIANTS | 1/1 | 8 | 36 | 4.5 | 13 | 0 |
| 10/18 | SEATTLE | 1/1 | 16 | 131 | 8.2 | 37 | 0 |
| 10/29 | at Arizona | 1/1 | 16 | 55 | 3.4 | 17 | 0 |
| 11/11 | ST. LOUIS | 1/1 | 21 | 97 | 4.6 | 20t | 1 |
| 11/19 | CHICAGO | 1/1 | 17 | 78 | 4.6 | 14 | 0 |
| 11/25 | at New Orleans | 1/1 | 19 | 83 | 4.4 | 14 | 0 |
| 12/02 | at St. Louis | 1/1 | 23 | 58 | 2.5 | 23 | 1 |
| 12/09 | MIAMI | 1/1 | 12 | 63 | 5.3 | 19 | 1 |
| 12/16 | at New England | 1/1 | 21 | 83 | 4.0 | 15 | 0 |
| 12/23 | at Seattle | 1/1 | 6 | 28 | 4.7 | 18 | 0 |
| 12/30 | ARIZONA | 1/1 | 20 | 68 | 3.4 | 9 | 1 |
| 2012 TOTALS | | 16/16 | 258 | 1214 | 4.7 | 37 | 8 |

| DATE | OPPONENT | P/S | ATT | YDS | AVG | LG | TD |
|-----------------------|--------------|------------|-----------|------------|------------|-----------|----------|
| 01/12 | GREEN BAY* | 1/1 | 23 | 119 | 5.2 | 26 | 1 |
| 01/20 | at Atlanta** | 1/1 | 21 | 90 | 4.3 | 11 | 2 |
| 02/03 | BALTIMORE*** | 1/1 | 19 | 110 | 5.8 | 33 | 1 |
| PLAYOFF TOTALS | | 3/3 | 63 | 319 | 5.1 | 33 | 4 |

* NFC Divisional game
** NFC Championship
*** Super Bowl XLVII

2013 GAME-BY-GAME STATS (SAN FRANCISCO)

| DATE | OPPONENT | P/S | ATT | YDS | AVG | LG | TD |
|--------------------|-----------------|--------------|------------|-------------|------------|-----------|----------|
| 09/08 | GREEN BAY | 1/1 | 21 | 44 | 2.1 | 8 | 1 |
| 09/15 | at Seattle | 1/1 | 9 | 16 | 1.8 | 5 | 0 |
| 09/22 | INDIANAPOLIS | 1/1 | 11 | 82 | 7.5 | 22 | 0 |
| 09/26 | at St. Louis | 1/1 | 20 | 153 | 7.7 | 34t | 1 |
| 10/06 | HOUSTON | 1/1 | 17 | 81 | 4.8 | 26 | 1 |
| 10/13 | ARIZONA | 1/1 | 25 | 101 | 4.0 | 32 | 0 |
| 10/20 | at Tennessee | 1/1 | 24 | 70 | 2.9 | 7 | 2 |
| 10/27 | at Jacksonville | 1/1 | 19 | 71 | 3.7 | 19t | 2 |
| 11/10 | CAROLINA | 1/1 | 16 | 82 | 5.1 | 17 | 0 |
| 11/17 | at New Orleans | 1/1 | 13 | 48 | 3.7 | 24 | 0 |
| 11/25 | at Washington | 1/1 | 13 | 31 | 2.4 | 8 | 0 |
| 12/01 | ST. LOUIS | 1/1 | 15 | 42 | 2.8 | 10 | 1 |
| 12/08 | SEATTLE | 1/1 | 17 | 110 | 6.5 | 51 | 0 |
| 12/15 | at Tampa Bay | 1/1 | 22 | 86 | 3.9 | 13 | 0 |
| 12/23 | ATLANTA | 1/1 | 21 | 97 | 4.6 | 17 | 1 |
| 12/29 | at Arizona | 1/1 | 13 | 14 | 1.1 | 8 | 0 |
| 2013 TOTALS | | 16/16 | 276 | 1128 | 4.1 | 51 | 9 |

| DATE | OPPONENT | P/S | ATT | YDS | AVG | LG | TD |
|-----------------------|---------------|------------|-----------|------------|------------|-----------|----------|
| 01/05 | at Green Bay* | 1/1 | 20 | 66 | 3.3 | 10t | 1 |
| 01/12 | at Carolina** | 1/1 | 17 | 84 | 4.9 | 39 | 0 |
| 01/19 | at Seattle*** | 1/1 | 11 | 14 | 1.3 | 9 | 0 |
| PLAYOFF TOTALS | | 3/3 | 48 | 164 | 3.4 | 39 | 1 |

* NFC Wild Card game
** NFC Divisional game
*** NFC Championship

2014 GAME-BY-GAME STATS (SAN FRANCISCO)

| DATE | OPPONENT | P/S | ATT | YDS | AVG | LG | TD |
|--------------------|----------------|--------------|------------|-------------|------------|------------|----------|
| 09/07 | at Dallas | 1/1 | 16 | 66 | 4.1 | 20 | 0 |
| 09/14 | CHICAGO | 1/1 | 13 | 63 | 4.8 | 19 | 1 |
| 09/21 | at Arizona | 1/1 | 6 | 10 | 1.7 | 4 | 0 |
| 09/28 | PHILADELPHIA | 1/1 | 24 | 119 | 5.0 | 28 | 0 |
| 10/05 | KANSAS CITY | 1/1 | 18 | 107 | 5.9 | 14 | 0 |
| 10/13 | at St. Louis | 1/1 | 16 | 38 | 2.4 | 9 | 0 |
| 10/19 | at Denver | 1/1 | 9 | 20 | 2.2 | 7 | 0 |
| 11/02 | ST. LOUIS | 1/1 | 14 | 49 | 3.5 | 11 | 0 |
| 11/09 | at New Orleans | 1/1 | 23 | 81 | 3.5 | 11 | 1 |
| 11/16 | at N.Y. Giants | 1/1 | 19 | 95 | 5.0 | 17 | 0 |
| 11/23 | WASHINGTON | 1/1 | 13 | 36 | 2.8 | 8 | 0 |
| 11/27 | SEATTLE | 1/1 | 10 | 28 | 2.8 | 7 | 0 |
| 12/07 | at Oakland | 1/1 | 12 | 63 | 5.3 | 11 | 0 |
| 12/14 | at Seattle | 1/1 | 11 | 29 | 2.6 | 15 | 1 |
| 12/20 | SAN DIEGO | 1/1 | 26 | 158 | 6.1 | 52t | 1 |
| 12/28 | ARIZONA | 1/1 | 25 | 144 | 5.8 | 24 | 0 |
| 2014 TOTALS | | 16/16 | 255 | 1106 | 4.3 | 52t | 4 |

2015 GAME-BY-GAME STATS (INDIANAPOLIS)

| DATE | OPPONENT | P/S | ATT | YDS | AVG | LG | TD |
|--------------------|-----------------|--------------|------------|------------|------------|------------|----------|
| 09/13 | at Buffalo | 1/1 | 8 | 31 | 3.9 | 9 | 0 |
| 09/21 | N.Y. JETS | 1/1 | 15 | 57 | 3.8 | 18 | 0 |
| 09/27 | at Tennessee | 1/1 | 14 | 86 | 6.1 | 25 | 2 |
| 10/04 | JACKSONVILLE | 1/1 | 17 | 53 | 3.1 | 22 | 0 |
| 10/08 | at Houston | 1/1 | 22 | 98 | 4.5 | 20 | 1 |
| 10/18 | NEW ENGLAND | 1/1 | 13 | 78 | 6.0 | 23 | 0 |
| 10/25 | NEW ORLEANS | 1/1 | 9 | 43 | 4.8 | 14 | 0 |
| 11/02 | at Carolina | 1/1 | 22 | 70 | 3.2 | 10 | 0 |
| 11/08 | DENVER | 1/1 | 28 | 83 | 3.0 | 17 | 1 |
| 11/22 | at Atlanta | 1/1 | 14 | 34 | 2.4 | 9 | 0 |
| 11/29 | TAMPA BAY | 1/1 | 19 | 24 | 1.3 | 5 | 0 |
| 12/06 | at Pittsburgh | 1/1 | 13 | 45 | 3.5 | 12 | 0 |
| 12/13 | at Jacksonville | 1/1 | 16 | 60 | 3.8 | 14 | 0 |
| 12/20 | HOUSTON | 1/1 | 16 | 44 | 2.8 | 12 | 0 |
| 12/27 | at Miami | 1/1 | 15 | 85 | 5.7 | 37t | 2 |
| 01/03 | TENNESSEE | 1/1 | 19 | 76 | 4.0 | 15 | 0 |
| 2015 TOTALS | | 16/16 | 260 | 967 | 3.7 | 37t | 6 |

2016 GAME-BY-GAME STATS (INDIANAPOLIS)

| DATE | OPPONENT | P/S | ATT | YDS | AVG | LG | TD |
|--------------------|-----------------|--------------|------------|-------------|------------|-----------|----------|
| 09/11 | DETROIT | 1/1 | 14 | 59 | 4.2 | 9 | 0 |
| 09/18 | at Denver | 1/1 | 13 | 44 | 3.4 | 8 | 0 |
| 09/25 | SAN DIEGO | 1/1 | 21 | 82 | 3.9 | 19 | 1 |
| 10/02 | at Jacksonville | 1/1 | 16 | 68 | 4.3 | 17 | 1 |
| 10/09 | CHICAGO | 1/1 | 14 | 75 | 5.4 | 16 | 0 |
| 10/16 | at Houston | 1/1 | 22 | 106 | 4.8 | 22 | 0 |
| 10/23 | at Tennessee | 1/1 | 17 | 61 | 3.6 | 10 | 0 |
| 10/30 | KANSAS CITY | 1/1 | 9 | 37 | 4.1 | 11 | 0 |
| 11/06 | at Green Bay | 1/1 | 19 | 60 | 3.2 | 11 | 2 |
| 11/20 | TENNESSEE | 1/1 | 18 | 50 | 2.8 | 8 | 0 |
| 11/24 | PITTSBURGH | 1/1 | 15 | 28 | 1.9 | 7 | 0 |
| 12/05 | at N.Y. Jets | 1/1 | 20 | 79 | 4.0 | 19 | 0 |
| 12/11 | HOUSTON | 1/1 | 10 | 41 | 4.1 | 13 | 0 |
| 12/18 | at Minnesota | 1/1 | 26 | 101 | 3.9 | 9 | 0 |
| 12/24 | at Oakland | 1/1 | 13 | 72 | 5.5 | 13 | 0 |
| 01/01 | JACKSONVILLE | 1/1 | 16 | 62 | 3.9 | 18 | 0 |
| 2016 TOTALS | | 16/16 | 263 | 1025 | 3.9 | 22 | 4 |

2017 GAME-BY-GAME STATS (INDIANAPOLIS)

| DATE | OPPONENT | P/S | ATT | YDS | AVG | LG | TD |
|--------------------|-----------------|--------------|------------|------------|------------|-----------|----------|
| 09/10 | at L.A. Rams | 1/1 | 10 | 42 | 4.2 | 16 | 0 |
| 09/17 | ARIZONA | 1/1 | 14 | 46 | 3.3 | 13 | 1 |
| 09/24 | CLEVELAND | 1/1 | 25 | 57 | 2.3 | 21 | 1 |
| 10/01 | at Seattle | 1/1 | 12 | 46 | 3.8 | 14 | 0 |
| 10/08 | SAN FRANCISCO | 1/1 | 14 | 48 | 3.4 | 16 | 0 |
| 10/16 | at Tennessee | 1/1 | 10 | 49 | 4.9 | 12 | 0 |
| 10/22 | JACKSONVILLE | 1/1 | 9 | 34 | 3.8 | 7 | 0 |
| 10/29 | at Cincinnati | 1/1 | 16 | 82 | 5.1 | 15 | 0 |
| 11/05 | at Houston | 1/1 | 17 | 51 | 3.0 | 16 | 0 |
| 11/12 | PITTSBURGH | 1/1 | 17 | 54 | 3.2 | 9 | 0 |
| 11/26 | TENNESSEE | 1/1 | 17 | 62 | 3.6 | 14 | 1 |
| 12/03 | at Jacksonville | 1/1 | 13 | 61 | 4.7 | 16 | 0 |
| 12/10 | at Buffalo | 1/1 | 36 | 130 | 3.6 | 10 | 0 |
| 12/14 | DENVER | 1/1 | 10 | 31 | 3.1 | 9 | 0 |
| 12/23 | at Baltimore | 1/1 | 17 | 68 | 4.0 | 12 | 0 |
| 12/31 | HOUSTON | 1/1 | 24 | 100 | 4.2 | 16 | 0 |
| 2017 TOTALS | | 16/16 | 261 | 961 | 3.7 | 21 | 3 |

2018 GAME-BY-GAME STATS (MIAMI)

| DATE | OPPONENT | P/S | ATT | YDS | AVG | LG | TD |
|--------------------|-----------------|--------------|------------|------------|------------|-----------|----------|
| 09/09 | TENNESSEE | 1/1 | 9 | 61 | 6.8 | 21 | 0 |
| 09/16 | at N.Y. Jets | 1/1 | 9 | 25 | 2.8 | 8 | 0 |
| 09/23 | OAKLAND | 1/1 | 6 | 12 | 2.0 | 6 | 0 |
| 09/30 | at New England | 1/1 | 11 | 41 | 3.7 | 14 | 0 |
| 10/07 | at Cincinnati | 1/1 | 12 | 63 | 5.3 | 10 | 0 |
| 10/14 | CHICAGO | 1/1 | 15 | 101 | 6.7 | 32 | 0 |
| 10/21 | DETROIT | 1/1 | 10 | 29 | 2.9 | 6 | 0 |
| 10/25 | at Houston | 1/1 | 12 | 53 | 4.4 | 9 | 0 |
| 11/04 | N.Y. JETS | 1/1 | 20 | 53 | 2.7 | 8 | 0 |
| 11/11 | at Green Bay | 1/1 | 13 | 90 | 6.9 | 39 | 0 |
| 11/25 | at Indianapolis | 1/1 | 14 | 67 | 4.8 | 23 | 0 |
| 12/02 | BUFFALO | 1/1 | 8 | 21 | 2.6 | 8 | 0 |
| 12/09 | NEW ENGLAND | | | | | | |
| 12/16 | at Minnesota | | | | | | |
| 12/23 | JACKSONVILLE | | | | | | |
| 12/30 | at Buffalo | | | | | | |
| 2018 TOTALS | | 12/12 | 139 | 616 | 4.4 | 39 | 0 |



2

MATT HAACK

PUNTER // 6-0 // 202 // ARIZONA STATE '17
 ACQUIRED: FA, '17
 HOMETOWN: WEST DES MOINES, IOWA // BORN: 7/25/94
 NFL: SECOND SEASON // DOLPHINS: SECOND SEASON

NFL CAREER

TRANSACTIONS:

- Signed by Miami as an undrafted college free agent on May 5, 2017.

CAREER HONORS:

- AFC Special Teams Player of the Week (vs. N.Y. Jets, 11/4/18).

CAREER HIGHLIGHTS:

- Played in 28 career games.
- 147 punts for 6,605 yards (44.9 avg.).
- 1 solo special teams tackle.
- Tied his single-game team record with 7 punts inside the 20-yard line on Nov. 4, 2018 vs. N.Y. Jets:

MOST PUNTS INSIDE THE 20 (DOLPHINS SINGLE-GAME)

| PLAYER | DATE | OPP | P120 |
|-------------------|----------|---------------|------|
| 1. MATT HAACK | 11/4/18 | VS. N.Y. JETS | 7 |
| MATT HAACK | 12/3/17 | VS. DENVER | 7 |
| 3. Brandon Fields | 12/22/13 | at Buffalo | 6 |
| Tom Hutton | 1/9/00* | at Seattle | 6 |
| 5. MATT HAACK | 10/8/17 | VS. TENNESSEE | 5 |
| MATT HAACK | 9/16/18 | AT N.Y. JETS | 5 |
| Matt Darr | 11/22/15 | vs. Dallas | 5 |
| Brandon Fields | 11/20/11 | vs. Buffalo | 5 |
| Matt Turk | 11/16/03 | vs. Baltimore | 5 |
| Matt Turk | 1/6/02 | vs. Buffalo | 5 |

* AFC Wild Card game

2018 (MIAMI):

- Played in 12 games.
- 64 punts for 2,910 yards (45.5 avg.) and a 40.7 net average.

AT N.Y. JETS (9/16): 6 punts for 295 yards (49.2 avg.) and a 48.5 net avg.

- Landed 5 punts inside the Jets' 20-yard line and 4 inside the 10.

AT CINCINNATI (10/7): 5 punts for 209 yards (41.8 avg.) a 38.0 net avg.

- Landed 4 punts inside the Bengals' 20-yard line.

VS. N.Y. JETS (11/4): 9 punts for 402 yards (44.7 avg.) and a 42.8 net avg.

- Landed 7 punts inside the Jets' 20-yard line, tying his single-game team record.

HONORS:

- AFC Special Teams Player of the Week (vs. N.Y. Jets, 11/4).

2017 (MIAMI):

- Played in all 16 games.
- 83 punts for 3,695 yards (44.5 avg.) and a 40.7 net average.
- His 30 punts inside the 20-yard line were tied for 8th in the NFL and led all rookie punters.

VS. TENNESSEE (10/8): 9 punts for 459 yards (51.0 avg.) and a 49.4 net average.

- His 5 punts inside the 20-yard line were the most by a Dolphins punter since P Matt Darr had 5 on Nov. 22, 2015 vs. Dallas.

VS. DENVER (12/3): 9 punts for 386 yards (42.9 avg.) and a 41.0 net average.

- His 7 punts inside the 20-yard line set a team record.

- Had 1 punt that resulted in a safety after he pinned Denver inside its own 5-yard line and LB Chase Allen forced a fumble that was recovered by Denver in its own end zone.

AT BUFFALO (12/17): 4 punts for 187 yards (46.8 avg.) and a 41.3 net average.

- Recovered a K Cody Parkey onside kick with 39 seconds remaining.

BEFORE THE NFL

COLLEGE (ARIZONA STATE):

- 4-year letterman (2013-16).
- CAREER:** Played in 44 games; 209 punts for 8,991 yards (43.0 avg.) and 73 punts inside the 20; 2 solo tackles; 1-of-1 passing for 27 yards; 1 rush for 7 yards.
- 52 punts of 50+ yards.
- His 43.0 yards per punt average was tied for 4th in school history.

SENIOR (2016): Played in all 12 games; 66 punts for 2,897 yards (43.9 avg.) and 21 punts inside the 20; 1 carry for 7 yards.

- 16 punts of 50+ yards.
- His 44.4 yard net average was 6th-best in FBS.
- 2nd-team All-Pac 12.
- Finalist for the William V. Campbell Trophy (top scholar-athlete in the nation).

JUNIOR (2015): Played in all 13 games; 74 punts for 3,186 yards (43.1 avg.) and 32 punts inside the 20; 1-of-1 passing for 27 yards; 1 solo tackle.

- 19 punts of 50+ yards.
- His 43.1 gross average was 5th-best in FBS.
- His 32 punts inside the 20 were 2nd in the nation and led the Pac-12.

- His 2 touchbacks were tied for the lowest in the nation by a full-time punter.
- SOPHOMORE (2014):** Played in all 13 games; 53 punts for 2,296 yards (43.3 avg.) and 17 punts inside the 20.
- 14 punts of 50+ yards.
- TRUE FRESHMAN (2013):** Played in 6 games; 16 punts for 612 yards (38.3 avg.) and 3 punts inside the 20; 1 solo tackle.
- 3 punts of 50+ yards.

SENIOR (2012):

- 1st-team all-state.
- Helped his team reach the state quarterfinals.

OFF THE FIELD

PERSONAL:

- **PRONUNCIATION:** Last name is pronounced HAWK.
- **MAJOR:** Sports business and media.

HIGH SCHOOL (DOWNING HS – WEST DES MOINES, IOWA)

- Also played wide receiver.

MATT HAACK'S NFL REGULAR SEASON STATS

| YEAR | TEAM | GP | PUNT | YDS | AVG | LG | OPP RET | YDS | NET AVG | TB | IN 20 |
|-------------------|-------|-----------|------------|-------------|-------------|-----------|-----------|------------|-------------|-----------|-----------|
| 2017 | MIAMI | 16 | 83 | 3695 | 44.5 | 64 | 35 | 220 | 40.7 | 5 | 30 |
| 2018 | MIAMI | 12 | 64 | 2910 | 45.5 | 65 | 24 | 206 | 40.7 | 5 | 31 |
| NFL TOTALS | | 28 | 147 | 6605 | 44.9 | 65 | 59 | 426 | 40.7 | 10 | 61 |

ADDITIONAL STATS

- Special Teams Tackles: 1 in 2017.
- Onside Kick Recoveries: 1 in 2017.

SINGLE-GAME CAREER HIGHS

- Punts:** 9 3 times, last: vs. N.Y. Jets, 11/4/18
- Punt Yards:** 459 vs. Tennessee, 10/8/17
- Punts Inside the 20:** 7 twice, last: vs. N.Y. Jets, 11/4/18



NFL CAREER

TRANSACTIONS:

- 1st-round pick (22nd overall) by Miami in the 2017 NFL draft.

CAREER HIGHLIGHTS:

- Played in 23 career games with 3 starts.
- 31 tackles (19 solo), 2 sacks, 2 passes defended and 1 fumble recovery.

2018 (MIAMI):

- Played in 7 games with 1 start.
- Inactive for 5 games.
- 12 tackles (4 solo).

VS. OAKLAND (9/23): 3 assisted tackles.

AT NEW ENGLAND (9/30): 4 tackles (1 solo).

AT CINCINNATI (10/7): 3 tackles (2 solo).

2017 (MIAMI):

- Played in all 16 games with 2 starts.
- 19 tackles (15 solo), 2 sacks, 1 fumble recovery and 2 passes defended.

AT L.A. CHARGERS (9/17): 1 solo tackle and 1 quarterback hit.

- Made NFL debut.

VS. TENNESSEE (10/8): 1 solo tackle, 1 sack and 1 pass defended.

- Sacked QB Matt Cassel for a loss of 8 yards on 3rd-and-9 with 3:42 left in the game for his first career sack.
- Broke up a pass intended for RB DeMarco Murray on 3rd-and-5 in the 2nd quarter, forcing a punt.

AT KANSAS CITY (12/24): 2 solo tackles and 1 sack.

- Sacked QB Alex Smith for a loss of 3 yards in the 3rd quarter.

BEFORE THE NFL

COLLEGE (MISSOURI):

- 3-year letterman (2014-16) and 2-year starter.

CAREER: Played in 38 career games with 25 starts; 136 tackles (80 solo), 18 sacks, 5 passes defended, 5 forced fumbles and 1 fumble recovery.

- Finished his career tied for 7th in school history with 18 sacks and 11th with 34.5 tackles for loss.

JUNIOR (2016): Started all 12 games; 61 tackles (35 solo), 9 sacks, 2 passes defended, 4 forced fumbles and 1 fumble recovery.

- His 9 sacks, 12 tackles for loss and 10 quarterback hurries led the team.
- When he left, his 9 sacks were tied for the 9th-most in a single season in school history.
- 2nd-team All-SEC.

SOPHOMORE (2015): Started all 12 games; 56 tackles (32 solo), 7 sacks, 1 pass defended and 2 forced fumbles.

- His 18 tackles for loss led the SEC.
- 2nd-team All-SEC.

REDSHIRT FRESHMAN (2014): Played in all 14 games with 1 start; 19 tackles (13 solo), 2 sacks, 2 passes defended and 1 forced fumble.

- Redshirted in 2013.

HIGH SCHOOL (LINCOLN PREP HS – KANSAS CITY, MO.)

- Did not start playing football until his junior year.
- Played defensive end and tight end.
- Also played basketball.
- 1st-team All-Interscholastic League and Player of the Year (2011-12) in basketball.

SENIOR (2012): 60 tackles, 12 sacks and 2 forced fumbles; 15 receptions for 285 yards (19.0 avg.) and 5 TDs.

- 3rd-team All-Kansas City metro at defensive end.
- League Defensive MVP.

JUNIOR (2011): 40 tackles and 6 sacks.

- 1st-team all-state.

OFF THE FIELD

PERSONAL:

- **MAJOR:** Biology.

CHARLES HARRIS' NFL REGULAR SEASON STATS

| YEAR | TEAM | GP | GS | TACKLES | | | | | INTERCEPTIONS | | | | | FUMBLES | |
|-------------------|-------|-----------|----------|-----------|-----------|-----------|------------|-------------|---------------|----------|----------|----------|----------|----------|----------|
| | | | | TOT | SOLO | ASST | SK | YDS | INT | YDS | LG | TD | PD | FF | FR |
| 2017 | MIAMI | 16 | 2 | 19 | 15 | 4 | 2.0 | 11.0 | 0 | 0 | 0 | 0 | 2 | 0 | 1 |
| 2018 | MIAMI | 7 | 1 | 12 | 4 | 8 | 0.0 | 0.0 | 0 | 0 | 0 | 0 | 0 | 0 | 0 |
| NFL TOTALS | | 23 | 3 | 31 | 19 | 12 | 2.0 | 11.0 | 0 | 0 | 0 | 0 | 2 | 0 | 1 |

SINGLE-GAME CAREER HIGHS

Tackles: 4 at New England, 9/30/18
Sacks: 1 Twice, last: at Kansas City, 12/24/17
Passes Defensed: 1 Twice, last: at Carolina, 11/13/17
Fumble Recoveries: 1 vs. Oakland, 11/5/17



97

ZIGGY HOOD

DEFENSIVE TACKLE // 6-3 // 305 // MISSOURI '08
ACQUIRED: FA, '18
HOMETOWN: AMARILLO, TEXAS // BORN: 2/16/87
NFL: 10TH SEASON // DOLPHINS: FIRST SEASON

NFL CAREER

TRANSACTIONS:

- Signed by Miami on Oct. 31, 2018.
- Released by Washington on Oct. 16, 2018.
- Signed by Washington on Feb. 3, 2016.
- Released by Chicago on Dec. 15, 2015.
- Signed by Chicago on Oct. 22, 2015.
- Released by Jacksonville on Oct. 20, 2015.
- Signed by Jacksonville as an unrestricted free agent from Pittsburgh on March 13, 2014.
- 1st-round pick (32nd overall) by Pittsburgh in the 2009 NFL draft.

CAREER HIGHLIGHTS:

- Played in 138 career games with 73 starts.
- 228 tackles (139 solo), 14 sacks, 10 passes defended, 1 forced fumble and 5 fumble recoveries.

2018 (WASHINGTON/MIAMI):

- Played in 4 games for Miami.
- 3 assisted tackles for Miami.
- Signed by Miami on Oct. 31.
- Released by Washington on Oct. 16.
- Played in 5 games for Washington.
- 3 tackles (2 solo) for Washington.

VS. INDIANAPOLIS (9/16): 2 tackles (1 solo).

VS. N.Y. JETS (11/4): 1 assisted tackle.

VS. BUFFALO (12/2): 1 assisted tackle.

2017 (WASHINGTON):

- Played in 15 games with 13 starts.
- Inactive for 1 game.
- 25 tackles (13 solo) and 0.5 sacks.

AT KANSAS CITY (10/2): 2 tackles (1 solo) and 0.5 sacks.

VS. N.Y. GIANTS (11/23): 4 tackles (2 solo).

AT L.A. CHARGERS (12/10): 5 tackles (3 solo).

2016 (WASHINGTON):

- Played in all 16 games with 14 starts.
- 33 tackles (17 solo), 1 sack, 3 passes defended and 1 forced fumble.

AT BALTIMORE (10/9): 2 tackles (1 solo) and 1 sack.

- Sacked QB Joe Flacco for a 8-yard loss in the 2nd quarter.

AT ARIZONA (12/4): 5 solo tackles and 1 pass defended.

- His 5 tackles were a season high.

VS. N.Y. GIANTS (1/1): 3 tackles (1 solo) and 1 pass defended.

2015 (JACKSONVILLE/CHICAGO):

- Released by Chicago on Dec. 15.
- Played in 2 games with Chicago but did not record any stats.
- Inactive for 4 games with Chicago.
- Dressed but did not play in 1 game with Chicago.
- Signed by Chicago on Oct. 22.
- Released by Jacksonville on Oct. 20.
- Spent the entire offseason and training camp with Jacksonville.

2014 (JACKSONVILLE):

- Played in all 16 games.
- 24 tackles (17 solo), 1 sack and 1 fumble recovery.

AT TENNESSEE (10/12): 2 solo tackles and 1 sack.

- Brought down Titans QB Charlie Whitehurst for a 4-yard loss in the 3rd quarter.

AT INDIANAPOLIS (11/23): 3 tackles (2 solo).

AT HOUSTON (12/28): 3 tackles (2 solo).

2013 (PITTSBURGH):

- Played in all 16 games with 7 starts.
- 39 tackles (26 solo), 3 sacks and 1 fumble recovery.

AT CINCINNATI (9/16): 6 tackles (4 solo).

VS. DETROIT (11/17): 5 tackles (4 solo) and 1 sack.

- Sacked QB Matthew Stafford for a 7-yard loss in the 4th quarter to secure a win.

VS. CINCINNATI (12/15): 4 tackles (3 solo), 1 sack and 1 fumble recovery.

- Brought down Bengals QB Andy Dalton for a 8-yard loss to force a punt in the 1st quarter.

2012 (PITTSBURGH):

- Started all 16 games.
- 42 tackles (25 solo), 3 sacks, 3 passes defended and 2 fumble recoveries.
- Helped defense hold opponents to 90.6 rushing yards per game, which ranked 2nd in the league.

AT CINCINNATI (10/21): 4 solo tackles and 2 passes defended.

AT BALTIMORE (12/2): 5 tackles (4 solo), 1 sack and 1 fumble recovery.

- Recovered a QB Joe Flacco fumble that led to a Steelers TD in the 4th quarter.

VS. SAN DIEGO (12/9): 8 tackles (5 solo), 1 sack and

1 pass defended.

- Sacked QB Philip Rivers in the 2nd quarter.

2011 (PITTSBURGH):

- Played in all 16 games with 14 starts.
- 31 tackles (19 solo), 1.5 sacks and 1 pass defended.

VS. TENNESSEE (10/9): 4 tackles (2 solo) and 0.5 sacks.

AT SAN FRANCISCO (12/19): 5 tackles (4 solo).

VS. ST. LOUIS (12/24): 5 solo tackles and 1 sack.

- Sacked QB Kellen Clemens for a 6-yard loss in the 3rd quarter.

POSTSEASON:

AFC WILDCARD AT DENVER (1/8): 4 solo tackles.

2010 (PITTSBURGH):

- Played in all 16 games with 9 starts.
- 20 tackles (15 solo), 3 sacks and 1 pass defended.

AT NEW ORLEANS (10/31): 1 assisted tackle.

- Made his 1st NFL start.

VS. CAROLINA (12/23): 2 solo tackles and 1 sack.

- Brought down QB Jimmy Clausen for a 7-yard loss to force a Panthers punt in the 4th quarter.

AT CLEVELAND (1/2): 4 solo tackles and 1 sack.

- Sacked QB Colt McCoy for a 8-yard loss to force a Browns punt.

POSTSEASON:

AFC DIVISIONAL VS. BALTIMORE (1/15): 5 tackles (4 solo) and 1 sack.

- Sacked QB Joe Flacco for a 8-yard loss to force a 4th-and-long late in the 4th quarter.

AFC CHAMPIONSHIP VS. N.Y. JETS (1/23): 4 tackles (3 solo).

SUPER BOWL XLV VS. GREEN BAY (2/6): 1 solo tackle and 1 sack.

- Sacked QB Aaron Rodgers for a 4-yard loss in the 4th quarter.

2009 (PITTSBURGH):

- Played in all 16 games.
- 8 tackles (5 solo), 1 sack, 2 passes defended and 1 fumble recovery.

VS. TENNESSEE (9/10): Played but did not record any stats.

- Made his NFL debut.

VS. BALTIMORE (12/27): 2 solo tackles, 1 sack, 1 pass defended and 1 fumble recovery.

- Recorded his 1st career sack, a 2-yard loss of QB

Joe Flacco.

- Recorded his 1st career fumble recovery late in the 4th quarter to end a potential game-winning drive.

BEFORE THE NFL

COLLEGE (MISSOURI):

- 4-year letterman (2005-08) and 2-year starter.

CAREER: Played in 50 games with 35 starts; 170 tackles (98 solo), 15.5 sacks, 5 forced fumbles and 3 fumble recoveries.

- Ended his career ranked 10th on the program's all-time sack list (15.5).

SENIOR (2008): Started all 14 games; 62 tackles (31 solo), 5 sacks and 2 fumble recoveries.

- 1st-team All-Big 12.
- His 5 sacks were 2nd on the team.
- Served as a team captain.

JUNIOR (2007): Started all 14 games; 49 tackles (30 solo), 5 sacks, 3 forced fumbles and 1 fumble recovery.

- Honorable mention All-Big 12.

SOPHOMORE (2006): Played in 10 games with 7 starts; 36 tackles (24 solo), 4 sacks and 2 forced fumbles.

- His 4 sacks were 4th on the team despite missing 3 games due to injury.

TRUE FRESHMAN (2005): Played in all 12 games; 23 tackles (13 solo) and 1.5 sacks.

- Had at least 2 tackles in 8 straight games.

HIGH SCHOOL (PALO DURO HS – AMARILLO, TEXAS)

- Played defensive end and tight end.
- Also threw the shotput and discus in track.

SENIOR (2004): 93 tackles and 13 sacks.

- Scored 3 defensive TDs.
- Named district defensive player of the year.
- 1st-team all-district.

JUNIOR (2003): 76 tackles and 5 sacks.

- Returned 1 interception for a TD.
- 1st-team all-district.

OFF THE FIELD

PERSONAL:

- **MAJOR:** Biology.

ZIGGY HOOD'S NFL REGULAR SEASON STATS


| YEAR | TEAM | GP | GS | TACKLES | | | | | INTERCEPTIONS | | | | | FUMBLES | |
|-------------------|--------------|------------|-----------|------------|------------|-----------|-------------|-------------|---------------|----------|----------|----------|-----------|----------|----------|
| | | | | TOT | SOLO | ASST | SK | YDS | INT | YDS | LG | TD | PD | FF | FR |
| 2009 | PITTSBURGH | 16 | 0 | 8 | 5 | 3 | 1.0 | 2.0 | 0 | 0 | 0 | 0 | 2 | 0 | 1 |
| 2010 | PITTSBURGH | 16 | 9 | 20 | 15 | 5 | 3.0 | 21.0 | 0 | 0 | 0 | 0 | 1 | 0 | 0 |
| 2011 | PITTSBURGH | 16 | 14 | 31 | 19 | 12 | 1.5 | 10.5 | 0 | 0 | 0 | 0 | 1 | 0 | 0 |
| 2012 | PITTSBURGH | 16 | 16 | 42 | 25 | 17 | 3.0 | 1.0 | 0 | 0 | 0 | 0 | 3 | 0 | 2 |
| 2013 | PITTSBURGH | 16 | 7 | 39 | 26 | 13 | 3.0 | 17.0 | 0 | 0 | 0 | 0 | 0 | 0 | 1 |
| 2014 | JACKSONVILLE | 16 | 0 | 24 | 17 | 7 | 1.0 | 4.0 | 0 | 0 | 0 | 0 | 0 | 0 | 1 |
| 2015 | CHICAGO | 2 | 0 | 0 | 0 | 0 | 0.0 | 0.0 | 0 | 0 | 0 | 0 | 0 | 0 | 0 |
| 2016 | WASHINGTON | 16 | 14 | 33 | 17 | 16 | 1.0 | 8.0 | 0 | 0 | 0 | 0 | 3 | 1 | 0 |
| 2017 | WASHINGTON | 15 | 13 | 25 | 13 | 12 | 0.5 | 2.5 | 0 | 0 | 0 | 0 | 0 | 0 | 0 |
| 2018 | WASHINGTON | 5 | 0 | 3 | 2 | 1 | 0.0 | 0.0 | 0 | 0 | 0 | 0 | 0 | 0 | 0 |
| | MIAMI | 4 | 0 | 3 | 0 | 3 | 0.0 | 0.0 | 0 | 0 | - | 0 | 0 | 0 | 0 |
| NFL TOTALS | | 138 | 73 | 228 | 139 | 89 | 14.0 | 66.0 | 0 | 0 | 0 | 0 | 10 | 1 | 5 |

ZIGGY HOOD'S NFL PLAYOFF STATS

| YEAR | TEAM | GP | GS | TACKLES | | | | | INTERCEPTIONS | | | | | FUMBLES | |
|-----------------------|------------|----------|----------|-----------|-----------|----------|------------|-------------|---------------|----------|----------|----------|----------|----------|----------|
| | | | | TOT | SOLO | ASST | SK | YDS | INT | YDS | LG | TD | PD | FF | FR |
| 2010 | PITTSBURGH | 3 | 2 | 10 | 8 | 2 | 2.0 | 12.0 | 0 | 0 | 0 | 0 | 0 | 0 | 0 |
| 2011 | PITTSBURGH | 1 | 1 | 4 | 4 | 0 | 0.0 | 0.0 | 0 | 0 | 0 | 0 | 0 | 0 | 0 |
| PLAYOFF TOTALS | | 4 | 3 | 14 | 12 | 2 | 2.0 | 12.0 | 0 | 0 | 0 | 0 | 0 | 0 | 0 |

SINGLE-GAME CAREER HIGHS

- Tackles:** 8 vs. San Diego, 12/9/12
- Sacks:** 1 15 times, last: at Baltimore, 10/9/16
- Passes Defensed:** 2 at Cincinnati, 10/21/12
- Forced Fumbles:** 1 vs. Cleveland, 10/2/16
- Fumble Recoveries:** 1 5 times, last: at Philadelphia, 9/7/14



25

XAVIEN HOWARD

CORNERBACK // 6-1 // 192 // BAYLOR '16
ACQUIRED: D2, '16
HOMETOWN: HOUSTON, TEXAS // BORN: 7/4/93
NFL: THIRD SEASON // DOLPHINS: THIRD SEASON

NFL CAREER

TRANSACTIONS:

- 2nd-round pick (38th overall) by Miami in the 2016 NFL draft.

CAREER HONORS:

- AFC Defensive Player of the Week (vs. New England, 12/11/17).

CAREER HIGHLIGHTS:

- Played in 35 career games with 34 starts.
- 123 tackles (96 solo), 1 sack, 11 interceptions, 31 passes defended, 1 forced fumble and 1 fumble recovery; 1 interception return for a TD.
- His 3 multi-interception games in 2018 is a Dolphins single-season record.
- Became 1st player in Dolphins history to have multiple interceptions in consecutive games when he had two interceptions in games vs. Denver on 12/3/17 and vs. New England on 12/11/17. He did it again at Indianapolis on 11/25/18 and vs. Buffalo on 12/2/18.
- Was 1 of just 4 NFL players to post at least 5 passes defended in a game in the 2017 season when he had 5 passes defended vs. Denver on 12/3/17.
- On 12/11/17 vs. New England, he became 1st player to intercept Patriots QB Tom Brady twice in the same game since Indianapolis' Mike Adams on Nov. 16, 2014.

2018 (MIAMI):

- Started 12 games.
- 35 tackles (25 solo), 7 interceptions, 12 passes defended and 1 fumble recovery.
- Set a Dolphins single-season record with 3 multi-interception games.

VS. OAKLAND (9/23):

- 1 solo tackle, 2 interceptions and 3 passes defended.
- Intercepted a QB Derek Carr pass intended for WR Amari Cooper in the 1st quarter.
- Picked off QB Derek Carr in the end zone with 2:59 remaining in the game.

AT INDIANAPOLIS (11/25):

- 5 solo tackles, 2 interceptions and 3 passes defended.
- Intercepted QB Andrew Luck at Miami's 40-yard line with 1:00 remaining in the 2nd quarter.
- Picked off QB Andrew Luck again on the next

play at Miami's 13-yard line with 46 seconds remaining in the 1st half.

- Became 1st NFL player with interceptions on back-to-back plays since Broncos S Darian Stewart on Nov. 16, 2016 and 1st Dolphins player to do it since S Mike Kozlowski on Dec. 19, 1981.
- VS. BUFFALO (12/2):** 4 tackles (3 solo), 2 interceptions and 2 passes defended.
- Intercepted QB Josh Allen in the end zone as time expired in the 2nd quarter.
 - Picked off QB Josh Allen again on 3rd-and-10 at Miami's 41-yard line in the 3rd quarter.

2017 (MIAMI):

- Started all 16 games.
- 48 tackles (42 solo), 1 sack, 4 interceptions and 13 passes defended.
- His 4 interceptions were tied for 8th in the AFC and 12th in the NFL.

VS. DENVER (12/3):

- 1 tackle, 2 interceptions and 5 passes defended.
- Intercepted QB Trevor Siemian and returned it 30 yards for a TD in the 2nd quarter.
- Picked off Siemian again in the 4th quarter.
- It was the first 2 regular-season interceptions of his career.
- Was 1 of just 4 NFL players to post at least 5 passes defended in a game in the 2017 season.

VS. NEW ENGLAND (12/11):

- 2 interceptions.
- Intercepted QB Tom Brady on 3rd-and-10 in the 1st quarter.
- Picked off Brady again on 3rd-and-16 in the 3rd quarter and returned the ball 29 yards.
- Became 1st player in Dolphins history to have multiple interceptions in consecutive games.
- Became 1st player to intercept Brady twice in the same game since Indianapolis' Mike Adams on Nov. 16, 2014.

AT BUFFALO (12/17):

- 4 solo tackles and 1 sack.
- Sacked QB Tyrod Taylor for a loss of 11 yards in the 3rd quarter, the first sack of his career.

HONORS:

- AFC Defensive Player of the Week (vs. New England, 12/11).

2016 (MIAMI):

- Played in 7 games with 6 starts.
- Inactive for 9 games.
- 40 tackles (29 solo), 6 passes defended and 1

forced fumble.

AT SEATTLE (9/11): 11 tackles (6 solo).

- Started in his NFL debut.
- Became 1st Dolphins rookie to start Week 1 at cornerback since Sean Smith (2009).
- His 11 tackles were a season high.

VS. CLEVELAND (9/25): 6 solo tackles, 1 pass defended and 1 forced fumble.

- Forced a fumble from WR Ricardo Lewis in the 3rd quarter.

AT N.Y. JETS (12/17): 3 solo tackles and 3 passes defended.

POSTSEASON:

AFC WILD CARD AT PITTSBURGH (1/8): 5 tackles (3 solo), 1 interception and 2 passes defended.

- Broke up a pass intended for WR Antonio Brown on 3rd-and-10 in the 4th quarter.
- Intercepted QB Ben Roethlisberger on 3rd-and-8 and returned it 11 yards in the 4th quarter.
- Became the 2nd rookie in team history to record an interception in a playoff game (Troy Vincent, 1992).

BEFORE THE NFL

COLLEGE (BAYLOR):

- 3-year letterman (2013-15) and 2-year starter.

CAREER: Played in 39 games with 26 starts; 98 tackles (84 solo), 1.5 sacks, 10 interceptions, 33 passes defended, 1 forced fumble and 1 fumble recovery.

- Part of the most successful 4-year span in school history, winning two conference titles (2013-14), two bowl games and compiling 40 wins.

JUNIOR (2015): Started all 13 games; 42 tackles (37 solo), 5 interceptions, 15 passes defended and 1 fumble recovery.

- His 5 interceptions led the team
- Consensus 1st-team All-Big 12.

SOPHOMORE (2014): Started all 13 games; 51 tackles (42 solo), 1.5 sacks, 4 interceptions and 13 passes defended.

- His 17 passes defended were 2nd in the Big 12 and 11th nationally.
- His 4 interceptions were tied for 3rd in the Big 12.
- Honorable mention All-Big 12.

REDSHIRT FRESHMAN (2013): Played all 13 games; 5 solo tackles, 1 interception, 1 pass defended and 1 forced fumble.

- Redshirted in 2011.

HIGH SCHOOL (WHEATLEY HS – HOUSTON, TEXAS)

- Played defensive back and quarterback.
- Also participated in basketball and ran track.

SENIOR (2011): 32 solo tackles, 9 interceptions and 33 pass breakups.

- Returned 2 interceptions for TDs.
- 1st-team all-state

OFF THE FIELD

COMMUNITY:

- Cheered on participants at the 7th annual Dolphins Cancer Challenge in February 2017.
- Helped surprise 100 underprivileged children with their own beds from Ashley HomeStore in 2017.
- Annually participates in the AARP Foundation Million Meal Pack to pack more than 1 million meals in a single day for older adults in the South Florida community.
- Helped spearhead a clothing and food drive for Hurricane Harvey victims in his hometown of Houston.
- Hosted a youth football camp in his hometown in 2018.

PERSONAL:

- Has 2 daughters.
- **PRONUNCIATION:** First name is pronounced EX-ay-vee-n.
- **MAJOR:** Health, kinesiology and leisure studies.

XAVIEN HOWARD'S NFL REGULAR SEASON STATS

| YEAR | TEAM | GP | GS | TACKLES | | | | | INTERCEPTIONS | | | | | FUMBLES | |
|-------------------|-------|-----------|-----------|------------|-----------|-----------|------------|-------------|---------------|------------|-----------|----------|-----------|----------|----------|
| | | | | TOT | SOLO | ASST | SK | YDS | INT | YDS | LG | TD | PD | FF | FR |
| 2016 | MIAMI | 7 | 6 | 40 | 29 | 11 | 0.0 | 0.0 | 0 | 0 | 0 | 0 | 6 | 1 | 0 |
| 2017 | MIAMI | 16 | 16 | 48 | 42 | 6 | 1.0 | 11.0 | 4 | 71 | 30t | 1 | 13 | 0 | 0 |
| 2018 | MIAMI | 12 | 12 | 35 | 25 | 10 | 0.0 | 0.0 | 7 | 52 | 39 | 0 | 12 | 0 | 1 |
| NFL TOTALS | | 35 | 34 | 123 | 96 | 27 | 1.0 | 11.0 | 11 | 123 | 39 | 1 | 31 | 1 | 1 |

XAVIEN HOWARD'S NFL PLAYOFF STATS

| YEAR | TEAM | GP | GS | TACKLES | | | | | INTERCEPTIONS | | | | | FUMBLES | |
|-------------------|-------|----------|----------|----------|----------|----------|------------|------------|---------------|-----------|-----------|----------|----------|----------|----------|
| | | | | TOT | SOLO | ASST | SK | YDS | INT | YDS | LG | TD | PD | FF | FR |
| 2016 | MIAMI | 1 | 1 | 5 | 3 | 2 | 0.0 | 0.0 | 1 | 11 | 11 | 0 | 2 | 0 | 0 |
| NFL TOTALS | | 1 | 1 | 5 | 3 | 2 | 0.0 | 0.0 | 1 | 11 | 11 | 0 | 2 | 0 | 0 |

SINGLE-GAME CAREER HIGHS

- Tackles:** 11 at Seattle, 9/11/16
Sacks: 1 at Buffalo, 12/17/17
Interceptions: 2 5 times, last: vs. Buffalo, 12/2/18
Passes Defended: 5 vs. Denver, 12/3/17
Fumble Recovery 1 vs. Chicago, 10/14/18
Forced Fumbles: 1 vs. Cleveland, 9/25/16



45

MIKE HULL

LINEBACKER // 6-0 // 235 // PENN STATE '15
ACQUIRED: FA, '15
HOMETOWN: CANONSBURG, PA. // BORN: 5/25/91
NFL: THIRD SEASON // DOLPHINS: THIRD SEASON

NFL CAREER

TRANSACTIONS:

- Promoted to Miami's practice squad on Jan. 2, 2016.
- Signed to Miami's practice squad on Dec. 1, 2015.
- Waived by Miami on Nov. 28, 2015.
- Promoted from Miami's practice squad on Nov. 14, 2015.
- Signed to Miami's practice squad on Sept. 6, 2015.
- Waived by Miami on Sept. 5, 2015.
- Signed by Miami as an undrafted college free agent on May 8, 2015.

CAREER HIGHLIGHTS:

- Played in 39 career games with 4 starts.
- 43 tackles (28 solo), 1 interception, 1 pass defended and 1 fumble recovery.
- 29 special teams tackles (20 solo).
- Finished 3rd in the NFL with 18 special teams tackles in 2016.

2018 (MIAMI):

- Played in 4 games.
- 1 solo tackle.
- 2 special teams tackles (1 solo).
- Missed 8 games after being placed on injured reserve on Sept. 3 and activated on Oct. 31.

VS. N.Y. JETS (11/4): Appeared on special teams.

AT GREEN BAY (11/11): 1 solo tackle and 1 special teams tackle.

AT INDIANAPOLIS (11/25): 1 assisted special teams tackle.

2017 (MIAMI):

- Played in all 16 games with 3 starts.
- 26 tackles (19 solo) and 1 fumble recovery.
- 9 special teams tackles (8 solo).
- His 9 special teams tackles were tied for 2nd on the team.

AT L.A. CHARGERS (9/17): 10 tackles (7 solo).

- Started the season opener.
- His 10 tackles led the team.

AT N.Y. JETS (9/24): 6 tackles (2 solo) and 1 fumble recovery.

- Recovered an RB Elijah McGuire fumble at the 50-yard line in the 4th quarter.

VS. BUFFALO (12/31): 5 solo tackles.

2016 (MIAMI):

- Played in all 16 games with 1 start.
- 15 tackles (7 solo), 1 interception and 1 pass defended.
- 18 special teams tackles (11 solo).
- His 18 special teams tackles were 3rd in the NFL.

VS. SAN FRANCISCO (11/27): 4 special teams tackles.

AT BALTIMORE (12/4): 4 tackles (3 solo).

VS. ARIZONA (12/11): 8 tackles (2 solo), 1 interception and 1 pass defended.

- Made his first NFL start.
- Intercepted QB Carson Palmer, returning the ball 8 yards in the 1st quarter.

POSTSEASON:

AFC WILD CARD AT PITTSBURGH (1/8): 1 special teams tackle.

2015 (MIAMI):

- Played in 3 games.
- Promoted from Miami's practice squad on Jan. 2, 2016.
- Spent most of the season on Miami's practice squad.
- 1 solo tackle.

AT PHILADELPHIA (11/15): 1 solo tackle.

- Made his NFL debut.

BEFORE THE NFL

COLLEGE (PENN STATE):

- 4-year letterman (2011-14) and 2-year starter.

CAREER: Played in 48 games; 294 tackles (159 solo), 6.5 sacks, 2 interceptions, 13 passes defended, 2 forced fumbles and 1 fumble recovery; 2 blocked kicks and 1 punt return for 14 yards.

- His 294 career tackles were 6th on the school's career tackles list when he left.

SENIOR (2014): Started all 13 games; 140 tackles (75 solo), 2 sacks, 1 interception, 4 passes defended and 1 forced fumble.

- His 140 tackles led the Big Ten.
- Team co-captain.
- 2nd-team All-American.
- Big Ten Butkus-Fitzgerald Linebacker of the Year.
- 1st-team All-Big Ten.

JUNIOR (2013): Played in 10 games with 8 starts; 78 tackles (44 solo), 0.5 sacks, 2 passes defended

and 1 forced fumble.

SOPHOMORE (2012): Played in all 12 games with 1 start; 58 tackles (34 solo), 4 sacks, 1 interceptions, 5 passes defended, 1 fumble recovery; 1 blocked punt and 1 punt return for 14 yards.

- Played on all 4 punt and kickoff units.

REDSHIRT FRESHMAN (2011): Played in all 13 games; 18 tackles (6 solo) and 2 passes defended; 1 blocked kick.

- Redshirted in 2010.

HIGH SCHOOL (CANON-McMILLAN HS – CANONSBURG, PA.)

- Played linebacker and running back.
- Also was a 3-year letterman and team captain in baseball, a 2-year letterman and team captain in wrestling and a member of the track and field team for 1 year.

SENIOR (2009): 97 tackles; 443 rushing yards and 7 TDs.

JUNIOR (2008): Rushed for more than 1,300 yards.

- Led the district in rushing.

OFF THE FIELD

COMMUNITY:

- Visited military troops overseas with the Armed Forces Entertainment group in 2018.

PERSONAL:

- Father, Tom Hull (1971-73), and uncle, John Hull (1970-71), were Penn State football letterman.
- Father, Tom Hull, was drafted by San Francisco and played for the 49ers (1974) and Green Bay (1975).
- Participated in the 2017 Miami Dolphins Business Combine.
- Enjoys fly fishing.
- **MAJOR:** Finance.

MIKE HULL'S NFL REGULAR SEASON STATS

| YEAR | TEAM | GP | GS | TACKLES | | | | | INTERCEPTIONS | | | | | FUMBLES | | |
|-------------------|-------|-----------|----------|-----------|-----------|-----------|------------|------------|---------------|----------|----------|----------|----------|----------|----------|---|
| | | | | TOT | SOLO | ASST | SK | YDS | INT | YDS | LG | TD | PD | FF | FR | |
| 2015 | MIAMI | 3 | 0 | 1 | 1 | 0 | 0.0 | 0.0 | 0 | 0 | 0 | 0 | 0 | 0 | 0 | 0 |
| 2016 | MIAMI | 16 | 1 | 15 | 7 | 8 | 0.0 | 0.0 | 1 | 8 | 8 | 0 | 1 | 0 | 0 | 0 |
| 2017 | MIAMI | 16 | 3 | 26 | 19 | 7 | 0.0 | 0.0 | 0 | 0 | 0 | 0 | 0 | 0 | 0 | 1 |
| 2018 | MIAMI | 4 | 0 | 1 | 1 | 0 | 0.0 | 0.0 | 0 | 0 | 0 | 0 | 0 | 0 | 0 | 0 |
| NFL TOTALS | | 39 | 4 | 43 | 28 | 15 | 0.0 | 0.0 | 1 | 8 | 8 | 0 | 1 | 0 | 1 | |

MIKE HULL'S NFL PLAYOFF STATS


| YEAR | TEAM | GP | GS | TACKLES | | | | | INTERCEPTIONS | | | | | FUMBLES | | |
|-------------------|-------|----------|----------|----------|----------|----------|------------|------------|---------------|----------|----------|----------|----------|----------|----------|----------|
| | | | | TOT | SOLO | ASST | SK | YDS | INT | YDS | LG | TD | PD | FF | FR | |
| 2016 | MIAMI | 1 | 0 | 0 | 0 | 0 | 0.0 | 0.0 | 0 | 0 | 0 | 0 | 0 | 0 | 0 | 0 |
| NFL TOTALS | | 1 | 0 | 0 | 0 | 0 | 0.0 | 0.0 | 0 | 0 | 0 | 0 | 0 | 0 | 0 | 0 |

ADDITIONAL STATS

Special Teams Tackles: 18 in 2016, 9 in 2017, 2 in 2018 for total of 29.

SINGLE-GAME CAREER HIGHS

- Tackles:** 10 at L.A. Chargers, 9/17/17
- Special Teams Tackles:** 4 vs. San Francisco, 11/27/16
- Tackles:**
- Passes Defended:** 1 vs. Arizona, 12/11/16
- Fumble Recoveries:** 1 at N.Y. Jets, 9/24/17



70

JA'WAN JAMES

TACKLE // 6-6 // 312 // TENNESSEE '14
ACQUIRED: D1, '14
HOMETOWN: SUWANEE, GA. // BORN: 6/3/92
NFL: FIFTH SEASON // DOLPHINS: FIFTH SEASON

NFL CAREER

TRANSACTIONS:

- 1st-round pick (19th overall) by Miami in the 2014 NFL draft.

CAREER HIGHLIGHTS:

- Started 58 games.
- Became the 8th rookie offensive lineman in team history to start all 16 games in a season when he did so in 2014.

2018 (MIAMI):

- Started 11 games.
- Inactive for 1 game.

AT N.Y. JETS (9/16):

- Protected QB Ryan Tannehill, who completed 17-of-23 passes (73.9 pct.) for 168 yards and 2 TDs.
- Blocked for a running game that had 31 carries for 135 yards (4.4 avg.) and 1 TD.

VS. OAKLAND (9/23):

- Started at right tackle.
- Protected QB Ryan Tannehill, who completed 17-of-23 passes (73.9 pct.) for 289 yards and 3 TDs.

VS. CHICAGO (10/14):

- Started at right tackle.
- Protected QB Brock Osweiler, who completed 28-of-44 passes (63.6 pct.) for 380 yards and 3 TDs.
- Blocked for a running game that had 31 carries for 161 yards (5.2 avg.).

2017 (MIAMI):

- Started 8 games at right tackle.
- Missed 8 games after being placed on injured reserve on Nov. 11.

AT L.A. CHARGERS (9/17):

- Started at right tackle.
- Blocked for RB Jay Ajayi, who rushed for 122 yards, snapping the Chargers' streak of 17 straight games without allowing a 100-yard rusher.

AT ATLANTA (10/15):

- Started at right tackle
- Protected QB Jay Cutler, who completed 19-of-33 passes (57.6 pct.) for 151 yards and 2 TDs.
- The o-line did not give up a sack.
- RB Jay Ajayi rushed for 130 yards.

VS. N.Y. JETS (10/22):

- Started at right tackle.
- Helped QB Matt Moore engineer the 5th 4th-quarter comeback of his career as Miami QBs combined to pass for 326 yards and 4 TDs.

2016 (MIAMI):

- Started all 16 games at right tackle.
- Helped RB Jay Ajayi eclipse the 1,000-yard mark (1,272 rushing yards) for the 1st time in his career.
- Ajayi's 1,272 rushing yards were 3rd in Dolphins history.

VS. PITTSBURGH (10/16):

- Started at right tackle.
- Blocked for RB Jay Ajayi, who rushed for 204 yards for his first 100-yard effort.

VS. BUFFALO (10/23):

- Started at right tackle.
- Helped RB Jay Ajayi rush for 214 yards, his 2nd straight 200-yard game.

AT BUFFALO (12/24):

- Started at right tackle.
- Blocked for RB Jay Ajayi's 3rd 200-yard effort of the season, as he rushed 32 times for 206 yards in the victory.

POSTSEASON:

AFC WILD CARD AT PITTSBURGH (1/8):

- Started at right tackle.

2015 (MIAMI):

- Started 7 games at right tackle.
- Inactive for 9 games.
- Helped QB Ryan Tannehill throw for 4,208 yards, the 9th-best mark in the NFL.
- Allowed just 1.5 sacks on the season.

2014 (MIAMI):

- Started all 16 games.
- Started 9 games at right tackle and 7 at left tackle.
- Became the 8th rookie offensive lineman in team history to start all 16 games in a season.
- Helped RB Lamar Miller top the 1,000-yard mark (1,099 rushing yards.) for the 1st time in his career.
- Protected QB Ryan Tannehill as he threw for 4,045 passing yards, the most by a Dolphins QB since 1994 (Dan Marino, 4,453).
- The offense had a 1,000-yard rusher and 4,000-yard passer in the same season for the 1st time.

HONORS:

- NFL.com's Midseason All-Rookie Team.

BEFORE THE NFL

COLLEGE (TENNESSEE):

- 4-year starter (2010-13).

CAREER:

- Started all 49 games at right tackle.
- His 49 starts were the most in school history by an offensive lineman.

SENIOR (2013): Started all 12 games at right tackle.

- All-American honorable mention.
- 2nd-team All-SEC.
- Team captain.

JUNIOR (2012): Started all 12 games at right tackle.

- 1st-team All-SEC.

SOPHOMORE (2011): Started all 12 games at right tackle.

- 2nd-team All-SEC.

TRUE FRESHMAN (2010): Started all 13 games at right tackle.

- SEC All-Freshman Team.

HIGH SCHOOL (NORTH GWINNETT HS – SUWANEE, GA.)

SENIOR (2009): Helped his team to the state quarterfinals.

OFF THE FIELD

COMMUNITY:

- Participated in the Miami Dolphins “All-Community Team” program under the group name “Ja’Wuan’s Zone Blockers,” and purchased tickets, food vouchers, T-shirts and parking to each of the team’s regular season home games and donated them to a charitable organization.

PERSONAL:

- Participated in the Stephen Ross externship at Hard Rock Stadium during the 2017 offseason.
- Named after former NBA player and current Miami Heat assistant coach Juwan Howard.
- **PRONUNCIATION:** First name is pronounced JUH-wan.
- **MAJOR:** Arts and sciences.

JA’WUAN JAMES’ NFL REGULAR SEASON STATS

GAMES/STARTS: 2014: 16/16, 2015: 7/7, 2016: 16/16, 2017: 8/8, 2018: 11/11

NFL TOTALS: 58/58

JA’WUAN JAMES’ NFL PLAYOFF STATS

GAMES/STARTS: 2016: 1/1

PLAYOFF TOTALS: 1/1



73

WESLEY JOHNSON

TACKLE // 6-5 // 309 // VANDERBILT '14
ACQUIRED: FA, '18
HOMETOWN: NASHVILLE, TENN. // BORN: 1/9/91
NFL: FIFTH SEASON // DOLPHINS: FIRST SEASON

NFL CAREER

TRANSACTIONS:

- Signed by Miami on Oct. 3, 2018.
- Released by Detroit on Sept. 1, 2018.
- Signed by Detroit as an unrestricted free agent from the N.Y. Jets on March 29, 2018.
- Promoted from the N.Y. Jets practice squad on Oct. 28, 2015.
- Signed to the N.Y. Jets practice squad on Sept. 6, 2015.
- Waived by the N.Y. Jets on Sept. 5, 2015.
- Awarded off waivers to the N.Y. Jets on Oct. 13, 2014.
- Waived by Pittsburgh on Oct. 11, 2014.
- 5th-round pick (173rd overall) by Pittsburgh in the 2014 NFL draft.

CAREER HIGHLIGHTS:

- Played in 47 career games with 24 starts.
- 1 reception for -5 yards.

2018 (DETROIT/MIAMI):

- Played in 6 games for Miami.
- Inactive for 2 games for Miami.
- Signed by Miami on Oct. 3.
- Released by Detroit on Sept. 1.
- Spent the offseason and training camp with Detroit.

VS. CHICAGO (10/14): Appeared on special teams.

VS. DETROIT (10/21): Played 3 offensive snaps.

AT HOUSTON (10/25): Played 22 offensive snaps.

2017 (N.Y. JETS):

- Started 15 games.
- Dressed but did not play in 1 game.

VS. JACKSONVILLE (10/1): Started at center.

- Blocked for RB Bilal Powell, who rushed for 163 yards, the most by a Jets player since 2014.

VS. NEW ENGLAND (10/15): Started at center.

- Protected QB Josh McCown, who completed 31-of-47 passes (66.0 pct.) for a season-high 354 yards and 2 TDs.

VS. BUFFALO (11/2): Started at center.

- Blocked for RB Matt Forte, who rushed for 77 yards and 2 TDs and RB Bilal Powell, who rushed for 74 yards.

2016 (N.Y. JETS):

- Played in all 16 games with 8 starts.
- Allowed just 1 sack in 16 games and none in his 8 starts.
- Committed just 1 penalty.

AT BUFFALO (9/15): Played 46 snaps at center.

- Protected QB Ryan Fitzpatrick, who completed 24-of-34 passes (70.6 pct.) for 374 yards and 1 TD.

AT CLEVELAND (10/30): Started at center.

- Blocked for RB Matt Forte, who rushed for 82 yards and 2 TDs.

AT SAN FRANCISCO (12/11): Started at center.

- Blocked for RB Bilal Powell, who rushed for a season-high 145 yards and 2 TDs.

2015 (N.Y. JETS):

- Played in 10 games with 1 start.
- Spent the 1st 6 weeks on the N.Y. Jets practice squad.
- Allowed 0.5 sacks and committed just 1 penalty in his 10 games.

AT OAKLAND (10/1): Started at center.

- Made his NFL debut and 1st career start.

2014 (N.Y. JETS/PITTSBURGH):

- Inactive for 10 games with the N.Y. Jets.
- Awarded off waivers to the N.Y. Jets on Oct. 13.
- Waived by Pittsburgh on Oct. 11.
- Inactive for 6 games with Pittsburgh.
- Spent the offseason and training camp with Pittsburgh.

BEFORE THE NFL

COLLEGE (VANDERBILT):

- 4-year starter (2010-13).

CAREER: Started 51 games on the offensive line.

- His 51 consecutive starts were the most in Vanderbilt football history and ranked as the longest active games started streak in the SEC during that span.

SENIOR (2013): Started all 13 games at left tackle.

- Helped the offense average 139.0 rushing yards and 366.5 total yards per game.
- 1st-team All-SEC.
- Team captain.

JUNIOR (2012): Started all 13 games – 10 at left tackle and 3 at right tackle.

- All-SEC Honorable Mention.

- Blocked for a rushing unit that averaged 166.0 yards per game.
- Team captain.

SOPHOMORE (2011): Started all 13 games – 7 at center, 4 at left tackle and 2 at left guard.

- Helped RB Zac Stacy set the single-season school record for rushing yards (1,193).

REDSHIRT FRESHMAN (2010): Started all 12 games at left tackle.

- SEC All-Freshman team.
- Redshirted in 2009.

HIGH SCHOOL (MONTGOMERY BELL ACADEMY – NASHVILLE, TENN.)

- Lettered in football, wrestling and track and field.

SENIOR (2008):

- Unanimous 1st-team all-state.
- Finalist for Division 2 Lineman of the Year.

JUNIOR (2007):

- 1st-team all-state.
- Helped lead team to a 13-0 record and state championship.

WESLEY JOHNSON'S NFL REGULAR SEASON STATS

GAMES/STARTS: (N.Y. Jets) 2015: 10/1, 2016: 16/8, 2017: 15/15, (Miami) 2018: 6/0

NFL TOTALS: 47/24

ADDITIONAL STATS

Miscellaneous Tackles: 3 in 2016.

Receiving: 1 for -5 yards in 2015.



NFL CAREER

TRANSACTIONS:

- 5th-round pick (163rd overall) by Miami in the 2010 NFL draft.

CAREER HONORS:

- 2017 Pro Bowl selection.
- Ike Taylor's Defensive Back of the Week (vs. Pittsburgh, 10/16/16).
- 2015 Pro Bowl selection.
- Co-recipient of the 2015 Dan Marino Team MVP Award (WR Jarvis Landry).
- No. 64 on the NFL Network Top 100 list in 2015.
- Peter King (MMQB) Defensive Player of the Week (vs. San Diego, 11/2/14).

CAREER HIGHLIGHTS:

- Played in 120 career games with 105 starts.
- 717 tackles (557 solo), 10.5 sacks, 20 interceptions, 52 passes defended, 3 forced fumbles and 7 fumble recoveries; 3 interception returns for TDs; 2 fumble returns for TDs.
- 13 special teams tackles (11 solo).
- His 5 defensive TDs are the 2nd-most in Dolphins history:

| MOST DEFENSIVE TOUCHDOWNS IN DOLPHINS HISTORY | | |
|---|-----------------------|----------|
| PLAYER | YEARS | DEF. TDs |
| 1. Jason Taylor | 1997-2007; 2009; 2011 | 9 |
| 2. RESHAD JONES* | 2010-18 | 5 |
| 3. Dick Anderson | 1968-77 | 4 |
| Terrell Buckley | 1995-99; 2003 | 4 |
| Zach Thomas | 1996-2007 | 4 |

* active

- His 10.5 career sacks are 2nd in team history for most sacks among defensive backs:

| MOST CAREER SACKS BY A DOLPHINS DEFENSIVE BACK | | |
|--|----------------|-------------|
| PLAYER | YEARS | SACKS |
| 1. Yeremiah Bell | 2004-11 | 11.0 |
| 2. RESHAD JONES* | 2010-18 | 10.5 |
| 3. Patrick Surtain | 1998-2004 | 6.5 |
| 4. Liffort Hobley | 1987-93 | 6.0 |
| 5. Jerry Wilson | 1996-2000 | 5.5 |

* active

- His 122 tackles in 2017 led all NFL safeties and ranked No. 6 in the AFC and No. 12 in the NFL among all players:

2017 NFL TACKLE LEADERS (SAFETIES)

| PLAYER | TEAM | TOTAL | SOLO | ASST |
|------------------------|---------------|------------|-----------|-----------|
| 1. RESHAD JONES | MIAMI | 122 | 94 | 28 |
| 2. Keanu Neal | Atlanta | 113 | 81 | 32 |
| 3. Landon Collins | N.Y. Giants | 99 | 74 | 25 |
| 4. Jahleel Addae | L.A. Chargers | 96 | 66 | 30 |
| 5. Matthias Farley | Indianapolis | 95 | 58 | 37 |
| Jordan Poyer | Buffalo | 95 | 63 | 32 |

- Was the only NFL player to have 2 fumble recoveries for TDs in 2017.
- Voted by teammates to be a season-long captain in 2016.
- His 135 tackles led all NFL defensive backs in 2015:

| 2015 NFL TACKLE LEADERS (DEFENSIVE BACKS) | | | | |
|---|--------------|------------|------------|-----------|
| PLAYER | TEAM | TOTAL | SOLO | ASST |
| 1. RESHAD JONES | MIAMI | 135 | 106 | 29 |
| 2. Corey Graham | Buffalo | 122 | 91 | 31 |
| 3. Mark Barron | St. Louis | 113 | 76 | 37 |
| Barry Church | Dallas | 113 | 75 | 38 |
| 5. Deone Bucannon | Arizona | 109 | 90 | 19 |

- Became 1st player in team history to record at least 100 tackles, 4 interceptions and 2 sacks in a season when he did so in 2015.
- His 5 interceptions in 2015 were the most by a Dolphins safety in a single season since 2002 (Brock Marion).
- Became the 1st player in team history to record an interception for a TD in consecutive games (at Tennessee, 10/18/15 and vs. Houston, 10/25/15).

2018 (MIAMI):

- Played in 10 games with 9 starts.
- Inactive for 2 games.
- 53 tackles (43 solo), 2 interceptions and 7 passes defended.

VS. TENNESSEE (9/9):

- 7 tackles (4 solo), 2 interceptions and 2 passes defended.
- Intercepted QB Marcus Mariota and returned it 26 yards in the third quarter.
- Picked off QB Blaine Gabbert on third-and-4, returning it 54 yards in the fourth quarter.
- It was the 1st multi-interception game by a Dolphins safety since Sammy Knight (12/20/04 vs. NE).

AT CINCINNATI (10/7):

- 8 tackles (7 solo) and two passes defended.
- Tipped a QB Andy Dalton pass that was

intercepted by LB Kiko Alonso in the 1st quarter.

VS. INDIANAPOLIS (11/25): 8 solo tackles and 1 pass defended.

2017 (MIAMI):

- Started all 16 games.
- 122 tackles (94 solo), 1.5 sacks, 2 interceptions, 5 passes defended and 3 fumble recoveries; 2 fumble recovery TDs.
- His 122 tackles led all NFL safeties and ranked No. 6 in the AFC and No. 12 in the NFL among all players.
- Was the only NFL player to have 2 fumble recoveries for TDs.

VS. TENNESSEE (10/8): 7 tackles (6 solo), 0.5 sacks and 2 fumble recoveries.

- Recovered a QB Matt Cassel fumble that was forced by LB Kiko Alonso and returned it 38 yards for a TD to put Miami up 10-0 in the 1st quarter.
- It was his 1st career fumble recovery for a TD.
- Also recovered a RB DeMarco Murray fumble that was forced by DT Davon Godchaux in the 1st quarter.
- Split a sack with DE Cameron Wake for a loss of 9 yards on 3rd-and-9, forcing Tennessee to punt in the 3rd quarter.

AT ATLANTA (10/15): 7 tackles (5 solo), 1 interception and 1 pass defended.

- Intercepted a QB Matt Ryan pass intended for TE Austin Hooper with 47 seconds remaining to seal the game for Miami.
- Also served as a game captain.

AT NEW ENGLAND (11/26): 13 tackles (10 solo) and 1 fumble recovery.

- Returned a fumble 14 yards for a 2nd quarter TD after a premature snap by the Patriots.
- It was the 5th defensive TD of Jones' career and his 2nd of the season.

PRO BOWL:

- Selected to start the Pro Bowl for the 2nd time in his career.
- Extended the team's streak to 20 consecutive seasons with a defensive player selected.
- Became the 4th Dolphins safety to earn multiple Pro Bowl selections, joining Jake Scott (5 times; 1971-75), Dick Anderson (3; 1972-74) and Brock Marion (3; 2000, 2003-04).

2016 (MIAMI):

- Started 6 games.
- Missed 10 games after being placed on injured reserve on Oct. 19.
- 51 tackles (31 solo), 0.5 sacks, 1 interception and 4 passes defended.
- Voted by teammates to be a season-long captain.

AT SEATTLE (9/11): 12 tackles (6 solo) and 1 pass defended.

VS. CLEVELAND (9/25): 10 tackles (9 solo), 0.5 sacks and 1 pass defended.

- Split a sack of QB Cody Kessler with DT Ndamukong Suh for a loss of 0.5 yards.

VS. PITTSBURGH (10/16): 5 tackles (4 solo), 1 interception and 1 pass defended.

- Intercepted a QB Ben Roethlisberger pass, returning it 17 yards.

HONORS:

- Ike Taylor's Defensive Back of the Week (vs. Pittsburgh, 10/16)

2015 (MIAMI):

- Started all 16 games.
- 135 tackles (106 solo), 2 sacks, 5 interceptions, 10 passes defended and 1 fumble recovery; 2 interception returns for TDs.
- Became 1st player in team history to record at least 100 tackles, 4 interceptions and 2 sacks in a season.
- His 5 interceptions were the most by a Dolphins safety in a single season since 2002 (Brock Marion).
- His 135 tackles led all NFL defensive backs.
- Became the 1st player in team history to record an interception for a TD in consecutive games (at Tennessee, 10/18 and vs. Houston, 10/25).

AT JACKSONVILLE (9/20): 11 tackles (8 solo).

- Along with LB Jelani Jenkins, recorded double-digit tackles for the 2nd consecutive week, which marked the 1st time a Dolphins player recorded double-digit tackles in the first 2 weeks of the season since LB Zach Thomas in 2007.

AT TENNESSEE (10/18): 8 tackles (5 solo) and 1 interception.

- His 30-yard interception return for a TD in the 3rd quarter was the 2nd score of his NFL career.

VS. HOUSTON (10/25): 8 solo tackles and 1 interception.

- Returned an interception of QB Brian Hoyer 23 yards for a TD in the 2nd quarter.
- Became 1st player in team history to record an interception return for a TD in consecutive games.

PRO BOWL:

- Earned his 1st Pro Bowl selection and was chosen to start the game.
- Joined CB Brent Grimes on the roster and marked the 1st time since following the 2003 season (CB Patrick Surtain and S Brock Marion) the Dolphins had two defensive backs selected to the Pro Bowl in the same season.
- Became the 1st Dolphins safety to earn a Pro Bowl selection since S Jeremiah Bell following the 2009 season.
- Became the 6th safety in team history to go to the Pro Bowl.

HONORS:

- Co-recipient of the Dan Marino Team MVP Award (WR Jarvis Landry).
- No. 64 on the NFL Network Top 100 list.

2014 (MIAMI):

- Started 12 games.
- Missed the first 4 games due to suspension.
- 79 tackles (70 solo), 7 passes defended, 3 interceptions, 1 sack and 1 forced fumble.

AT CHICAGO (10/19): 7 solo tackles, 1 interception and 2 passes defended.

- Intercepted QB Jay Cutler and returned it 50 yards in the 2nd quarter.

VS. SAN DIEGO (11/2): 5 solo tackles and 1 interception.

- Intercepted QB Philip Rivers and returned it 16 yards in the 2nd quarter.

AT N.Y. JETS (12/1): 10 tackles (9 solo) and 1 interception.

- Intercepted QB Geno Smith near midfield to end a Jets comeback attempt on their final snap of the game.

HONORS:

- Peter King (MMQB) Defensive Player of the Week (vs. San Diego, 11/2).

2013 (MIAMI):

- Started all 16 games.
- 107 tackles (84 solo), 1.5 sacks, 1 interception and 4 passes defended; 1 interception return for a TD.

AT INDIANAPOLIS (9/15): 9 tackles (6 solo) and 0.5 sacks.

VS. BALTIMORE (10/6): 3 solo tackles and 1 interception.

- Intercepted QB Joe Flacco and returned it 25 yards for the 1st TD of his career.
- It was the 1st interception return for a TD by a Dolphins safety since Brock Marion on Jan. 6, 2002.

VS. BUFFALO (10/20): 10 tackles (9 solo) and 1 sack.

2012 (MIAMI):

- Started all 16 games.
- 95 tackles (74 solo), 1 sack, 4 interceptions, 9 passes defended, 2 forced fumbles and 2 fumble recoveries.

VS. OAKLAND (9/18): 3 solo tackles and 1 interception.

- Intercepted QB Carson Palmer and returned it 8 yards.

AT CINCINNATI (10/7): 7 tackles (3 solo) and 1 interception.

- Intercepted QB Andy Dalton at midfield with 1:30 left in the game to secure the win.

VS. BUFFALO (12/23): 2 solo tackles, 1 interception and 2 fumble recoveries.

- Recovered a WR Steve Johnson fumble and returned it 24 yards, which led to a Dolphins TD in the 1st quarter.
- Recovered a fumble by QB Ryan Fitzpatrick in the 3rd quarter.
- Intercepted QB Ryan Fitzpatrick on Buffalo's final snap of the game, sealing the victory.

2011 (MIAMI):

- Played in 15 games with 12 starts.
- Inactive for 1 game.
- 62 tackles (45 solo), 2 sacks, 1 interception and 4 passes defended.
- 5 special teams tackles (4 solo).

VS. NEW ENGLAND (9/12): 12 tackles (8 solo) and 1 pass defended.

- Led the team in tackles.

VS. HOUSTON (9/18): 6 tackles (4 solo) and 1 sack.

- Sacked QB Matt Schaub for a 10-yard loss.

AT BUFFALO (12/18): 5 tackles (4 solo) and 1 interception.

- Intercepted QB Ryan Fitzpatrick and returned it 1 yard.

2010 (MIAMI):

- Played in 13 games with 2 starts.
- Inactive for 3 games.
- 14 tackles (11 solo), 1 sack, 1 interception and 2 passes defended.
- 7 solo special teams tackles and 1 special teams fumble recovery.

AT BUFFALO (9/12): Played but did not record any stats.

- Made his NFL debut.

VS. TENNESSEE (10/14): 2 solo tackles, 1 sack and 1 interception.

- Sacked QB Vince Young for a 10-yard loss for his 1st career sack.

- Reeled in his 1st career interception when he picked off Young in the end zone for a touchback with 3:28 left to seal the victory.

VS. CHICAGO (11/18): 5 tackles (4 solo).

- Made his 1st NFL start.

BEFORE THE NFL

COLLEGE (GEORGIA):

- 3-year letterman (2007-09) and 2-year starter.

CAREER: Played in 39 games with 27 starts; 206 tackles (129 solo), 11 interceptions and 22 passes defended.

- Became the 8th player in school history since 1950 to lead the team in interceptions in consecutive seasons.

JUNIOR (2009): Started all 13 games; 73 tackles (44 solo), 4 interceptions, 11 passes defended and 1 forced fumble.

- His 4 interceptions led the team.
- 2nd-team All-SEC.
- Won school's Most Improved Player Award.

SOPHOMORE (2008): Played in all 13 games with 12 starts; 76 tackles (45 solo), 5 interceptions, 8 passes defended and 1 fumble recovery; 2 punt returns for 38 yards (19.0 avg.)

- His 5 interceptions led the team and were tied for 4th in the SEC.
- 2nd-team All-SEC.
- 2nd-team Sophomore All-American.
- Won school's Most Improved Defensive Back Award.

REDSHIRT FRESHMAN (2007): Played in all 13 games with 2 starts; 57 tackles (40 solo), 2 interceptions and 3 passes defended.

- Won the school's Most Improved Defensive Back Award.
- Redshirted in 2006.

HIGH SCHOOL (BOOKER T. WASHINGTON HS – ATLANTA, GA.)

- Played safety, running back and wide receiver.
- Also lettered in track and basketball.

SENIOR (2005): 82 tackles and 2 interceptions; Scored 15 TDs on offense.

- All-state.
- Georgia Defensive Player of the Year.

JUNIOR (2004): 71 tackles and 10 interceptions.

OFF THE FIELD

COMMUNITY:

- Participated in numerous team events, such as the Miami Dolphins Foundation Fishing Tournament, Kids and Fins Publix Shopping Spree, and taking local students to Dave & Buster's.
- Purchased game tickets and donated them to local charities.

- Donated money to help purchase toys and meals for families for the holidays.
- Participated in the Dolphins Cancer Challenge Celebrity Golf Tournament in April 2017.

PERSONAL:

- Participated in the 3-day Stephen Ross externship in New York in July 2016.
- **MAJOR:** Housing.

RESHAD JONES' NFL REGULAR SEASON STATS

| YEAR | TEAM | GP | GS | TACKLES | | | | | INTERCEPTIONS | | | | | FUMBLES | |
|-------------------|-------|------------|------------|------------|------------|------------|-------------|-------------|---------------|------------|-----------|----------|-----------|----------|----------|
| | | | | TOT | SOLO | ASST | SK | YDS | INT | YDS | LG | TD | PD | FF | FR |
| 2010 | MIAMI | 13 | 2 | 14 | 11 | 3 | 1.0 | 10.0 | 1 | 0 | 0 | 0 | 2 | 0 | 1 |
| 2011 | MIAMI | 15 | 12 | 62 | 45 | 17 | 2.0 | 14.0 | 1 | 1 | 1 | 0 | 4 | 0 | 0 |
| 2012 | MIAMI | 16 | 16 | 94 | 73 | 21 | 1.0 | 5.0 | 4 | 28 | 15 | 0 | 9 | 2 | 2 |
| 2013 | MIAMI | 16 | 16 | 107 | 84 | 23 | 1.5 | 9.0 | 1 | 25 | 25t | 1 | 4 | 0 | 0 |
| 2014 | MIAMI | 12 | 12 | 79 | 70 | 9 | 1.0 | 8.0 | 3 | 62 | 50 | 0 | 7 | 1 | 0 |
| 2015 | MIAMI | 16 | 16 | 135 | 106 | 29 | 2.0 | 13.0 | 5 | 104 | 42 | 2 | 10 | 0 | 1 |
| 2016 | MIAMI | 6 | 6 | 51 | 31 | 20 | 0.5 | 0.5 | 1 | 17 | 17 | 0 | 4 | 0 | 0 |
| 2017 | MIAMI | 16 | 16 | 122 | 94 | 28 | 1.5 | 4.5 | 2 | 15 | 15 | 0 | 5 | 0 | 3 |
| 2018 | MIAMI | 10 | 9 | 53 | 43 | 10 | 0.0 | 0.0 | 2 | 80 | 54 | 0 | 7 | 0 | 0 |
| NFL TOTALS | | 120 | 105 | 717 | 557 | 160 | 10.5 | 64.0 | 20 | 332 | 54 | 3 | 52 | 3 | 7 |

ADDITIONAL STATS

Special Teams Tackles: 7 in 2010, 5 in 2011, 1 in 2014 for total of 13.

Punt Returns: 1 for 0 yards in 2012.

Kickoff Returns: 2 for 43 yards in 2015.

Defensive Touchdowns: 25-yard interception return vs. Baltimore (10/6/13); 30-yard interception return at Tennessee (10/18/15); 23-yard interception return vs. Houston (10/25/15); 39-yard fumble return vs. Tennessee (10/8/17); 14-yard fumble return at New England (11/26/17) for total of 5.

SINGLE-GAME CAREER HIGHS

| | | |
|---------------------------|----|--|
| Tackles: | 15 | at Kansas City, 12/24/16 |
| Sacks: | 1 | 9 times, last: vs. Buffalo, 12/31/17 |
| Interceptions: | 2 | vs. Tennessee, 9/9/18 |
| Passes Defended: | 2 | 6 times, last: at Cincinnati, 10/7/18 |
| Forced Fumbles: | 1 | 3 times, last: vs. N.Y. Jets, 12/28/14 |
| Fumble Recoveries: | 2 | twice, last: vs. Tennessee, 10/18/17 |



62 TED LARSEN

CENTER/GUARD // 6-3 // 323 // NC STATE '10
ACQUIRED: UFA, '17 (CHI.)
HOMETOWN: PALM HARBOR, FLA. // BORN: 6/13/87
NFL: NINTH SEASON // DOLPHINS: SECOND SEASON

NFL CAREER

TRANSACTIONS:

- Signed by Miami as an unrestricted free agent from Chicago on March 10, 2017.
- Signed by Chicago as an unrestricted free agent from Arizona on March 31, 2016.
- Signed by Arizona as an unrestricted free agent from Tampa Bay on March 12, 2014.
- Awarded off waivers to Tampa Bay on Sept. 5, 2010.
- Waived by New England on Sept. 4, 2010.
- 6th-round pick (205th overall) by New England in the 2010 NFL draft.

CAREER HIGHLIGHTS:

- Played in 121 career games with 82 starts.

2018 (MIAMI):

- Played in 11 games with 9 starts.
- Inactive for 1 game.

AT N.Y. JETS (9/16):

- Protected QB Ryan Tannehill, who completed 17-of-23 passes (73.9 pct.) for 168 yards and 2 TDs.
- Blocked for a running game that had 31 carries for 135 yards (4.4 avg.) and 1 TD.

VS. OAKLAND (9/23):

- Protected QB Ryan Tannehill, who completed 17-of-23 passes (73.9 pct.) for 289 yards and 3 TDs.

VS. CHICAGO (10/14):

- Protected QB Brock Osweiler, who completed 28-of-44 passes (63.6 pct.) for 380 yards and 3 TDs.
- Blocked for a running game that had 31 carries for 161 yards (5.2 avg.).

2017 (MIAMI):

- Started 8 games at left guard.
- Inactive for 1 game.
- Missed 7 games after being placed on injured reserve on Sept. 4 and activated on Nov. 4.
- 1 miscellaneous tackle.

AT CAROLINA (11/13):

- Made Dolphins debut.

VS. DENVER (12/3):

- Blocked for RB Kenyan Drake, who rushed 23 times for 120 yards (5.2 avg.) and 1 TD.
- It was the 1st 100-yard rushing game of Drake's career.

VS. NEW ENGLAND (12/11):

- Started at left guard.
- Blocked for RB Kenyan Drake, who rushed 25 times for 114 yards (4.6 avg.)
- It was the 2nd 100-yard rushing game of Drake's career and the 1st time he rushed for 100 yards in back-to-back games.

2016 (CHICAGO):

- Played in all 16 games with 8 starts, all at right guard.
- 1 miscellaneous tackle.
- Allowed just a half-sack the entire season.
- Helped team finish 5th in the NFL with a 5.90 yards per play average.
- Part of an offensive line that blocked for the 3rd-most prolific passing attack (3,969 net passing yards) in team history.
- Paved the way for the team's 4.57 rushing average, the 6th-best in the NFL.

2015 (ARIZONA):

- Started 10 games.
- Started 7 games at right guard and 3 at left guard.
- Inactive for 3 games.
- Dressed but did not play 3 games.
- Did not get flagged for holding all season.
- Helped team finish with the No. 1 offense in the NFL for the 1st time in franchise history and set franchise records for points (489) and TDs (59).

POSTSEASON:

NFC DIVISIONAL VS. GREEN BAY (10/16):

Started at right guard.

NFC CHAMPIONSHIP AT CAROLINA (1/24):

Started at right guard.

2014 (ARIZONA):

- Started all 16 games.
- Started 14 games at left guard and 2 at right guard.
- 2 miscellaneous tackles.
- The offense allowed just 28 sacks on the season, tied for 6th-fewest in the league.

VS. SAN DIEGO (9/8):

- Made Cardinals debut.

POSTSEASON:

NFC WILD CARD AT CAROLINA (1/3):

Started at left guard.

2013 (TAMPA BAY):

- Played in all 16 games with 4 starts.
- Started 3 games at left guard and 1 at center.
- Did not allow a sack in his 4 starts.
- 1 miscellaneous tackle.

2012 (TAMPA BAY):

- Played in all 16 games with 13 starts.
- Started 9 games at center and 4 at right guard.
- Allowed just a half-sack the entire season.

AT OAKLAND (11/4):

- Started at center for the 1st time in his career.
- Helped the offense amass 515 yards from scrimmage, the 2nd-most in a single game in team history at the time.

2011 (TAMPA BAY):

- Played in all 16 games with 3 starts, all at left guard.
- Was penalized just once all season.

2010 (TAMPA BAY/NEW ENGLAND):

- Played in 12 games with 11 starts, all at left guard, for Tampa Bay.
- Awarded to Tampa Bay off waivers on Sept. 5.
- Waived by New England on Sept. 4.
- Spent the offseason and training camp with New England.

VS. NEW ORLEANS (10/17):

Played but did not record any stats.

- Made NFL debut.

VS. ST. LOUIS (10/24):

Started at left guard.

- Made 1st NFL start.

BEFORE THE NFL

COLLEGE (NC STATE):

- 4-year letterman (2006-09) and 2-year starter.

CAREER:

Played in 48 games with 30 starts.

- Spent first two seasons playing defense and

totalled 52 tackles (36 solo), 5 sacks, 1 pass defended and 1 forced fumble.

- Moved from defensive tackle to center after his sophomore season (2007).

SENIOR (2009):

Started all 12 games at center.

- 2nd-team All-ACC.

JUNIOR (2008):

Started all 13 games at center.

- Won the school's Most Outstanding Offensive Lineman Award.

- Moved from defensive tackle to center.

SOPHOMORE (2007):

Played in 12 games with 2 starts at defensive tackle; 22 tackles (18 solo), 3 sacks, 1 pass defended and 1 forced fumble.

REDSHIRT FRESHMAN (2006):

Played in 11 games with 3 starts at defensive tackle; 30 tackles (18 solo) and 2 sacks.

- Redshirted in 2005.

HIGH SCHOOL (UNIVERSITY HS – PALM HARBOR, FLA.)

- Played defensive line.
- Also competed in the shot put and discus during track season.

SENIOR (2004):

65 tackles, 8 sacks and 1 blocked kick.

- District Player of the Year.

- 1st-team all-county.

JUNIOR (2003):

85 tackles and 15 sacks.

- 2nd-team all-county.

OFF THE FIELD

COMMUNITY:

- Pulled 3 teenagers to safety after their kayaks capsized from choppy waters in the Gulf of Mexico in April 2011.

PERSONAL:

- Is a private pilot in his spare time.
- **MAJOR:** History and economics.

TED LARSEN'S NFL REGULAR SEASON STATS

GAMES/STARTS: (Tampa Bay) 2010: 12/11, 2011: 16/3, 2012: 16/13, 2013: 16/4, (Arizona) 2014: 16/16, 2015: 10/10, (Chicago) 2016: 16/8, (Miami) 2017: 8/8, 2018: 11/9 **NFL TOTALS: 121/82**

TED LARSEN'S NFL PLAYOFF STATS

GAMES/STARTS: (Arizona) 2014: 1/1, 2015: 2/2 **NFL TOTALS: 3/3**

ADDITIONAL STATS

Miscellaneous Tackles: (Tampa Bay) 1 in 2012, 1 in 2013, (Arizona) 2 in 2014, (Chicago) 1 in 2016, (Miami) 1 in 2017, 1 in 2018 for a total of 7.

Miscellaneous Fumble Recoveries: (Tampa Bay) 1 in 2012, 2 in 2013 for a total of 3.



28

BOBBY McCain

CORNERBACK // 5-11 // 192 // MEMPHIS '15
ACQUIRED: D5A, '15
HOMETOWN: OXFORD, ALA. // BORN: 8/18/93
NFL: FOURTH SEASON // DOLPHINS: FOURTH SEASON

NFL CAREER

TRANSACTIONS:

- 5th-round pick (145th overall) by Miami in the 2015 NFL draft.

CAREER HIGHLIGHTS:

- Played in 58 career games with 28 starts.
- 151 tackles (116 solo), 3 sacks, 4 interceptions, 22 passes defended and 1 forced fumble.
- 12 special teams tackles (8 solo).

2018 (MIAMI):

- Played in 10 games with 9 starts.
- Inactive for 2 games.
- 40 tackles (32 solo), 1 sack, 1 interception and 5 passes defended.
- 1 assisted special teams tackle.
- Serves as a season-long team captain.

VS. OAKLAND (9/23): 8 tackles (5 solo) and 1 pass defended; 1 assisted special teams tackle.

AT NEW ENGLAND (9/30): 2 assisted tackles, 1 interception and 1 pass defended.

- Intercepted QB Tom Brady on 3rd-and-9 in the 1st quarter.

VS. BUFFALO (12/2): 4 solo tackles and 1 sack.

- Sacked QB Josh Allen on 2nd-and-9 for a loss of 7 yards with 5:14 left in the 4th quarter.

2017 (MIAMI):

- Played in all 16 games with 7 starts.
- 45 tackles (33 solo), 1 sack, 2 interceptions and 7 passes defended.
- 3 solo special teams tackles.

VS. N.Y. JETS (10/22): 2 solo tackles, 1 interception and 1 pass defended.

- Intercepted QB Josh McCown and returned it 6 yards to the Jets 17-yard line with 47 seconds left, setting up K Cody Parkey's 39-yard game-winning field goal.

AT NEW ENGLAND (11/26): 2 tackles (1 solo), 1 interception and 1 pass defended.

- Intercepted QB Tom Brady on a third-and-8 in the 2nd quarter.
- It was just the 3rd interception of Brady's season up until that point (Week 12).

VS. DENVER (12/3): 3 solo tackles, 1 sack and 3 passes defended.

- Deflected a QB Trevor Siemian pass that was

intercepted by S.T.J. McDonald on Denver's 1st possession of the game.

- Sacked Siemian for a loss of 13 yards with 11 seconds left in the game.

2016 (MIAMI):

- Played in all 16 games with 8 starts.
- 44 tackles (32 solo), 1 sack, 1 interception, 6 passes defended and 1 forced fumble.
- 2 special teams tackles (1 solo).

AT CINCINNATI (9/29): 4 tackles (2 solo), 1 sack and 1 pass defended.

- Sacked QB Andy Dalton for a loss of 11 yards for the 1st sack of his career.

VS. N.Y. JETS (11/6): 3 solo tackles, 1 interception and 1 pass defended.

- Intercepted QB Ryan Fitzpatrick in the end zone in the 4th quarter for his 1st career interception.

VS. NEW ENGLAND (1/1): 6 tackles (5 solo) and 1 pass defended.

POSTSEASON:

AFC WILD CARD AT PITTSBURGH (1/8): 2 assisted tackles.

2015 (MIAMI):

- Played in all 16 games with 4 starts.
- 22 tackles (19 solo).
- 6 special teams tackles (4 solo).

AT WASHINGTON (9/13): Played but did not record any stats.

- Made his NFL debut.

AT PHILADELPHIA (11/15): 2 tackles (1 solo) and 1 pass defended.

- Made his 1st NFL start.

VS. BALTIMORE (12/6): 7 solo tackles and 1 pass defended.

BEFORE THE NFL

COLLEGE (MEMPHIS):

- 4-year starter (2011-14).

CAREER: Played in 45 games with 43 starts; 136 tackles (108 solo), 1.5 sacks, 12 interceptions, 27 passes defended, 3 fumble recoveries and 1 forced fumble; 42 kickoff returns for 1,061 yards (25.3 avg.).

- Returned four interceptions for TDs.
- Finished career tied for 5th in school history with 12 interceptions and 2nd with 246 interception return yards.

SENIOR (2014): Started all 13 games; 46 tackles (38 solo), 5 interceptions, 9 passes defended and 1 fumble recovery; 13 kickoff returns for 326 yards (25.1 avg.).

- Returned 1 interception for a TD.
- 1st-team All-AAC.

JUNIOR (2013): Started 9 games; 25 tackles (21 solo), 6 interceptions, 10 passes defended and 2 fumble recoveries; 1 kickoff return for 14 yards.

- Returned 2 interceptions for TDs.

SOPHOMORE (2012): Started all 12 games.

- 36 tackles (26 solo), 1.5 sacks and 3 passes defended; 28 kickoff returns for 721 yards (25.8 avg.).

TRUE FRESHMAN (2011): Played in 11 games with 9 starts; 29 tackles (23 solo), 1 interception, 5 passes defended and 1 forced fumble.

- Returned 1 interception for a TD.

SENIOR (2010): 35 tackles and 1 interception; 25 receptions for 378 yards (15.1 avg.) and 3 TDs; 28 carries for 212 yards (7.6 avg.) and 6 TDs; 10-of-21 passing (47.6 pct.) for 221 yards.

JUNIOR (2009): 39 tackles, 1 interception and 6 passes defended.

OFF THE FIELD

COMMUNITY:

- Participated in the Ashley HomeStore Hope to Dream sleepover event, surprising 100 underprivileged children with their own bed.
- Participated in the 2018 Miami Dolphins Business Combine.

PERSONAL:

- **MAJOR:** Sports & leisure management.

HIGH SCHOOL (OXFORD HS – OXFORD, ALA.)

- Played both sides of the ball.
- Also lettered in baseball, playing outfield and catcher.

| BOBBY McCAIN'S NFL REGULAR SEASON STATS | | | | | | | | | | | | | | | |
|---|-------|-----------|-----------|------------|------------|-----------|------------|-------------|---------------|----------|----------|----------|-----------|----------|----------|
| YEAR | TEAM | GP | GS | TACKLES | | | | | INTERCEPTIONS | | | | | FUMBLES | |
| | | | | TOT | SOLO | ASST | SK | YDS | INT | YDS | LG | TD | PD | FF | FR |
| 2015 | MIAMI | 16 | 4 | 22 | 19 | 3 | 0.0 | 0.0 | 0 | 0 | 0 | 0 | 4 | 0 | 0 |
| 2016 | MIAMI | 16 | 8 | 44 | 32 | 12 | 1.0 | 11.0 | 1 | 0 | 0 | 0 | 6 | 1 | 0 |
| 2017 | MIAMI | 16 | 7 | 45 | 33 | 12 | 1.0 | 13.0 | 2 | 6 | 6 | 0 | 7 | 0 | 0 |
| 2018 | MIAMI | 10 | 9 | 40 | 32 | 8 | 1.0 | 7.0 | 1 | 0 | 0 | 0 | 5 | 0 | 0 |
| NFL TOTALS | | 58 | 28 | 151 | 116 | 35 | 3.0 | 31.0 | 4 | 6 | 6 | 0 | 22 | 1 | 0 |

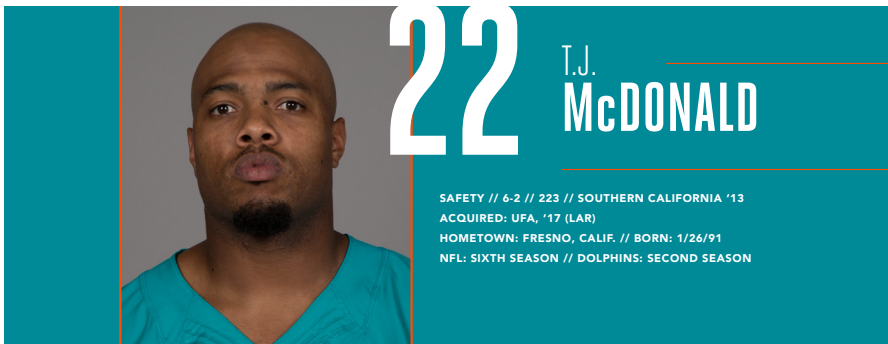
| BOBBY McCAIN'S NFL PLAYOFF STATS | | | | | | | | | | | | | | | |
|----------------------------------|-------|----------|----------|----------|----------|----------|------------|------------|---------------|----------|----------|----------|----------|----------|----------|
| YEAR | TEAM | GP | GS | TACKLES | | | | | INTERCEPTIONS | | | | | FUMBLES | |
| | | | | TOT | SOLO | ASST | SK | YDS | INT | YDS | LG | TD | PD | FF | FR |
| 2016 | MIAMI | 1 | 1 | 2 | 0 | 2 | 0.0 | 0.0 | 0 | 0 | 0 | 0 | 0 | 0 | 0 |
| NFL TOTALS | | 1 | 1 | 2 | 0 | 2 | 0.0 | 0.0 | 0 | 0 | 0 | 0 | 0 | 0 | 0 |

ADDITIONAL STATS

Special Teams Tackles: 6 in 2015, 2 in 2016, 3 in 2017, 1 in 2018 for total of 12.

SINGLE-GAME CAREER HIGHS

- Tackles:** 8 twice, last: vs. Oakland, 9/23/18
- Sacks:** 1 3 times, last: vs. Buffalo, 12/2/18
- Interceptions:** 1 4 times, last: at New England, 9/30/18
- Passes Defended:** 3 vs. Denver, 12/3/17
- Forced Fumbles:** 1 at New England, 9/18/16



SAFETY // 6-2 // 223 // SOUTHERN CALIFORNIA '13
 ACQUIRED: UFA, '17 (LAR)
 HOMETOWN: FRESNO, CALIF. // BORN: 1/26/91
 NFL: SIXTH SEASON // DOLPHINS: SECOND SEASON

NFL CAREER

TRANSACTIONS:

- Signed by Miami as an unrestricted free agent from the L.A. Rams on March 31, 2017.
- 3rd-round pick (71st overall) by St. Louis in the 2013 NFL draft.

CAREER HIGHLIGHTS:

- Started 73 career games.
- 397 tackles (298 solo), 5 sacks, 8 interceptions, 25 passes defended, 1 forced fumble and 3 fumble recoveries.

2018 (MIAMI):

- Started 12 games.
- 71 tackles (51 solo), 3 interceptions, 5 passes defended and 1 fumble recovery.
- 1 special teams tackle.

AT N.Y. JETS (9/16): 1 solo tackle, 1 interception and 1 pass defended.

- Intercepted a QB Sam Darnold pass and returned it 31 yards to the Jets' 15-yard line, setting up a RB Kenyan Drake 6-yard TD run to put Miami up 7-0 in the 1st quarter.

VS. CHICAGO (10/14): 3 tackles (2 solo), 1 interception and 1 pass defended.

- Intercepted QB Mitch Trubisky in the end zone with 12:21 remaining in 4th quarter.

VS. N.Y. JETS (11/4): 9 tackles (8 solo), 1 interception and 2 passes defended.

- Intercepted QB Sam Darnold on 4th-and-15 with 2:22 remaining in the game.

2017 (MIAMI):

- Started 8 games.
- Suspended for the first 8 games of the season.
- 45 tackles (31 solo), 1 interception and 3 passes defended.

AT CAROLINA (11/13): 9 tackles (7 solo).

- Made his Dolphins debut.

VS. TAMPA BAY (11/19): 5 tackles (4 solo) and 1 pass defended.

VS. DENVER (12/3): 2 solo tackles, 1 interception and 1 pass defended.

- Intercepted QB Trevor Siemian on Denver's 1st possession of the game.

2016 (L.A. RAMS):

- Started all 16 games.
- 62 tackles (49 solo), 1 sack, 2 interceptions and 6 passes defended.

AT SAN FRANCISCO (9/12): 8 solo tackles.

AT ARIZONA (10/2): 1 solo tackle, 2 passes defended and 1 interception.

- Intercepted QB Drew Stanton in the end zone on the final play of the game to preserve the victory.

VS. ARIZONA (1/1): 5 tackles (3 solo) and 1 interception.

2015 (ST. LOUIS):

- Started 11 games.
- Inactive for 1 game.
- Missed the final 4 games of the season after being placed on injured reserve on Dec. 11.
- 62 tackles (38 solo), 1 pass defended, 1 forced fumble and 1 fumble recovery.
- 1 solo special teams tackle.

VS. SEATTLE (9/13): 5 tackles (3 solo) and 1 pass defended.

AT ARIZONA (10/4): 6 tackles (5 solo) and 1 sack.

- Sacked QB Carson Palmer on a 3rd-and-2 inside the red zone in the 3rd quarter, forcing Arizona to kick a field goal.

VS. CLEVELAND (10/25): 7 tackles (3 solo) and 1 forced fumble.

- Stripped WR Travis Benjamin of the ball, which was recovered by St. Louis and led to a 4th-quarter TD drive.

2014 (ST. LOUIS):

- Started all 16 games.
- 104 tackles (84 solo), 2 sacks, 1 interception and 6 passes defended.
- 1 blocked field goal; 1 blocked punt.

AT TAMPA BAY (9/14): 5 solo tackles; 1 blocked field goal; 1 blocked punt.

- Blocked a punt by P Michael Koenen in the 2nd quarter, which led to a St. Louis field goal.

- Blocked a 24-yard field goal attempt by K Patrick Murray in the 4th quarter to keep it a 1-possession game.

- It was the 1st time since Dec. 2, 1979 the Rams blocked two kicks in the same game.

AT WASHINGTON (12/7): 4 assisted tackles and 1 interception.

- Intercepted QB Colt McCoy in the 4th quarter

and returned it 20 yards.

VS. N.Y. GIANTS (12/21): 11 tackles (9 solo) and 1 sack.

2013 (ST. LOUIS):

- Started 10 games.
- Missed 6 games after he was placed on injured reserve/designated to return on Sept. 27.
- 53 tackles (45 solo), 1 sack, 1 interception and 4 passes defended.

VS. ARIZONA (9/8): 5 tackles (4 solo) and 1 pass defended.

- Made NFL debut and started his 1st NFL game.

VS. NEW ORLEANS (12/15): 5 tackles (4 solo) and 1 interception.

- Intercepted QB Drew Brees on New Orleans' 1st play from scrimmage to set up a St. Louis TD drive.
- It was his 1st career interception.

VS. TAMPA BAY (12/22): 6 solo tackles and 1 sack.

- Brought down QB Mike Glennon for a 9-yard loss for his 1st career sack.

BEFORE THE NFL

COLLEGE (SOUTHERN CALIFORNIA):

- 4-year letterman (2009-12) and 3-year starter.

CAREER: Played in 50 games with 36 starts; 273 tackles (151 solo), 2 sacks, 8 interceptions and 17 passes defended; 3 blocked kicks; 1 kickoff return for 2 yards; 1 punt return for 24 yards.

SENIOR (2012): Started all 13 games; 110 tackles (54 solo), 1 sack, 2 interceptions and 5 passes defended; 1 blocked kick; 1 kickoff return for 2 yards.

- Honorable mention All-American.
- 2nd-team All-Pac-12.
- Semifinalist for the Thorpe Award (nation's top defensive back).

JUNIOR (2011): Played in all 12 games with 11 starts; 67 tackles (39 solo), 3 interceptions and 5 passes defended; 1 blocked kick.

- 1st-team All-American.
- 1st-team All-Pac-12.
- Semifinalist for the Thorpe Award (nation's top

defensive back).

SOPHOMORE (2010): Started 12 games; 89 tackles (54 solo), 1 sack, 3 interceptions and 7 passes defended; 1 blocked kick and 1 punt return for 24 yards.

- His 89 tackles led the team.
- 1st-team All-Pac-10.

TRUE FRESHMAN (2009): Played all 13 games; 7 tackles (4 solo).

HIGH SCHOOL (EDISON HS – FRESNO, CALIF.)

SENIOR (2008): 87 tackles and 3 interceptions.

- All-American.
- All-county.
- Metro Athletic Conference Defensive MVP.

JUNIOR (2007):

- 2nd-team Junior All-American.

OFF THE FIELD

COMMUNITY:

- Helped with many Dolphins community events, such as the Dade vs. Broward All-Star Game and the Dolphins Cancer Challenge.
- Joined 15 USC teammates for 5 days in Haiti in the spring of 2012 to build homes and assist those in need.
- Participated in numerous Rams community events, including Make-A-Wish Celebrity Server dinner, Coach Fisher's Celebrity Softball game, the 6th Annual Playground Build at Marygrove and the All-Community Team ticket program - T-Mac Attack.

PERSONAL:

- Father, Tim McDonald, was his high school head coach and played at USC and in the NFL for 13 years with the Cardinals (1987-92) and 49ers (1993-99).
- Brother, Tevin McDonald, played 4 games for Oakland in 2015.
- His initials, T.J., stand for Tim Jr.
- **MAJOR:** Communications.

T.J. McDONALD'S NFL REGULAR SEASON STATS

| YEAR | TEAM | GP | GS | TACKLES | | | | | INTERCEPTIONS | | | | | FUMBLES | |
|-------------------|-----------|-----------|-----------|------------|------------|-----------|------------|-------------|---------------|-----------|----------|----------|-----------|----------|----------|
| | | | | TOT | SOLO | ASST | SK | YDS | INT | YDS | LG | TD | PD | FF | FR |
| 2013 | ST. LOUIS | 10 | 10 | 53 | 45 | 8 | 1.0 | 9.0 | 1 | -2 | -2 | 0 | 4 | 0 | 0 |
| 2014 | ST. LOUIS | 16 | 16 | 104 | 84 | 20 | 2.0 | 13.0 | 1 | 20 | 20 | 0 | 6 | 0 | 1 |
| 2015 | ST. LOUIS | 11 | 11 | 62 | 38 | 24 | 1.0 | 6.0 | 0 | 0 | 0 | 0 | 1 | 1 | 1 |
| 2016 | L.A. RAMS | 16 | 16 | 62 | 49 | 13 | 1.0 | 6.0 | 2 | 0 | 0 | 0 | 6 | 0 | 0 |
| 2017 | MIAMI | 8 | 8 | 45 | 31 | 14 | 0.0 | 0.0 | 1 | 7 | 7 | 0 | 3 | 0 | 0 |
| 2018 | MIAMI | 12 | 12 | 71 | 51 | 20 | 0.0 | 0.0 | 3 | 41 | 31 | 0 | 5 | 0 | 1 |
| NFL TOTALS | | 73 | 73 | 397 | 298 | 99 | 5.0 | 34.0 | 8 | 66 | 7 | 0 | 25 | 1 | 3 |


ADDITIONAL STATS

Special Teams Tackles: (St. Louis) 1 in 2015, (Los Angeles) 2 in 2016, (Miami) 1 in 2018 for total of 4.

Blocked Kicks: (St. Louis) 1 blocked punt and 1 blocked field goal in 2014 for total of 2.

SINGLE-GAME CAREER HIGHS

| | | |
|---------------------------|----|--|
| Tackles: | 11 | twice, last: vs. N.Y. Giants, 12/21/14 |
| Sacks: | 1 | 5 times, last: at Tampa Bay, 9/25/16 |
| Interceptions: | 1 | 8 times, last: vs. N.Y. Jets, 11/4/18 |
| Passes Defensed: | 2 | 3 times, last: vs. N.Y. Jets, 11/4/18 |
| Forced Fumbles: | 1 | vs. Cleveland, 10/25/15 |
| Fumble Recoveries: | 1 | 3 times, last: at Indianapolis, 11/25/18 |



52

RAEKWON McMILLAN

LINEBACKER // 6-2 // 248 // OHIO STATE '17

ACQUIRED: D2, '17

HOMETOWN: HINESVILLE, GA. // BORN: 11/17/95

NFL: SECOND SEASON // DOLPHINS: SECOND SEASON

NFL CAREER

TRANSACTIONS:

- 2nd-round pick (54th overall) by Miami in the 2017 NFL draft.

CAREER HIGHLIGHTS:

- Started 12 career games.
- 73 tackles (52 solo), 2 forced fumbles and 1 fumble recovery.

2018 (MIAMI):

- Started 12 games.
- 73 tackles (52 solo), 2 forced fumbles and 1 fumble recovery.

AT N.Y. JETS (9/16): 3 solo tackles and 1 fumble recovery.

- Recovered a WR Robby Anderson fumble that was forced by LB Kiko Alonso in the 2nd quarter.

VS. DETROIT (10/21): 8 tackles (7 solo) and 1 forced fumble.

- Forced a WR Golden Tate fumble on third-and-9 in the 4th quarter.

AT INDIANAPOLIS (11/25): 7 tackles (6 solo) and 1 forced fumble.

- Forced a RB Jordan Wilkins fumble that was recovered by S T.J. McDonald in the 1st quarter.

2017 (MIAMI):

- Missed the entire season after being placed on injured reserve on Sept. 2.

BEFORE THE NFL

COLLEGE (OHIO STATE):

- 3-year letterman (2014-16) and 2-year starter.

CAREER: Played in 41 games with 26 starts; 270 tackles (128 solo), 6 sacks, 1 interception, 10 passes defended and 2 forced fumbles.

- Led the team in tackles in each of his 2 seasons as a starter (2015-16).

JUNIOR (2016): Started all 13 games; 102 tackles (49 solo), 2 sacks, 4 passes defended and 2 forced fumbles.

- His 102 tackles led the team.
- 2nd-team All-American.
- 1st-team All-Big Ten.
- Semifinalist for the Butkus Award (nation's top linebacker).

- Semifinalist for the Lott IMPACT Trophy (best combination of performance and character for a defensive player).
- Team captain.

SOPHOMORE (2015): Started all 13 games; 119 tackles (57 solo), 1.5 sacks and 4 passes defended.

- His 119 tackles led the team and were 4th in the Big Ten.

- His 119 tackles were the most by a sophomore at the school since 1990.

- 2nd-team All-American.

- 1st-team All-Big Ten.

TRUE FRESHMAN (2014): Played in all 15 games; 49 tackles (22 solo), 2.5 sacks, 1 interception and 2 passes defended.

- Helped his team win the national championship and the Big Ten title.

- Freshman All-American.

HIGH SCHOOL (LIBERTY COUNTY HS – HINESVILLE, GA.)

- Started all 4 years.

- 456 career tackles and 10 forced fumbles.

- Played linebacker and running back.

SENIOR (2013): 159 tackles and 8.5 sacks; nearly 700 rushing yards.

- Butkus Award winner (nation's top prep linebacker).

- 1st-team All-American.

- 1st-team all-state.

- Region 3 AAAAA Defensive Player of the Year.

- Savannah Morning News Player of the Year.

JUNIOR (2012):

- Savannah Morning News Player of the Year.

OFF THE FIELD

COMMUNITY:

- Participated in the 2018 AARP Foundation Million Meal Pack to pack more than 1 million meals in a single day for older adults in the South Florida community.

- Hosted a youth football camp in his hometown in 2018.

PERSONAL:

- **PRONUNCIATION:** First name is pronounced RAY-kwon

- **MAJOR:** Family resource management.

RAEKWON McMILLAN'S NFL REGULAR SEASON STATS

| YEAR | TEAM | GP | GS | TACKLES | | | | | INTERCEPTIONS | | | | | FUMBLES | | |
|-------------------|-------|-----------|-----------|-----------------|-----------|-----------|------------|------------|---------------|----------|----------|----------|----------|----------|----------|--|
| | | | | TOT | SOLO | ASST | SK | YDS | INT | YDS | LG | TD | PD | FF | FR | |
| 2017 | MIAMI | | | INJURED RESERVE | | | | | | | | | | | | |
| 2018 | MIAMI | 12 | 12 | 73 | 52 | 21 | 0.0 | 0.0 | 0 | 0 | 0 | 0 | 0 | 2 | 1 | |
| NFL TOTALS | | 12 | 12 | 73 | 52 | 21 | 0.0 | 0.0 | 0 | 0 | 0 | 0 | 0 | 2 | 1 | |

SINGLE-GAME CAREER HIGHS

- Tackles:** 9 at Houston, 10/25/18
- Forced Fumbles:** 1 2 times last at Indianapolis, 11/25/18
- Fumble Recovery:** 1 at N.Y. Jets, 9/16/18



CORNERBACK // 5-11 // 188 // UNLV '17
 ACQUIRED: FA, '17
 HOMETOWN: LOS ANGELES, CALIF. // BORN: 4/10/95
 NFL: SECOND SEASON // DOLPHINS: SECOND SEASON

NFL CAREER

TRANSACTIONS:

- Signed by Miami as an undrafted college free agent on May 5, 2017.

CAREER HIGHLIGHTS:

- Played in 18 career games with 2 starts.
- 18 tackles (12 solo) and 1 pass defended.
- 2 special teams tackle (1 solo).

2018 (MIAMI):

- Played in 11 games with 2 starts.
- Inactive for 1 game.
- 17 tackles (11 solo) and 1 pass defended.
- 1 solo special teams tackle.

VS. OAKLAND (9/23): 3 tackles (2 solo) and 1 pass defended.

AT CINCINNATI (10/7): 5 tackles (3 solo).

- Made first career start.

VS. CHICAGO (10/14): 4 solo tackles.

2017 (MIAMI):

- Played in 7 games.
- Inactive for 9 games.
- 1 solo tackle.
- 1 assisted special teams tackle.

VS. N.Y. JETS (10/22): Played but did not record any stats.

- Made his NFL debut on special teams.

AT BUFFALO (12/17): 1 assisted special teams tackle.

VS. KANSAS CITY (12/24): 1 solo tackle.

BEFORE THE NFL

COLLEGE (UNLV):

- 4-year letterman (2013-16) and 2-year starter.

CAREER: Played in 49 games with 22 starts; 138 tackles (100 solo), 0.5 sacks, 4 interceptions, 28 passes defended and 1 forced fumble; 21 kickoff returns for 404 yards (19.2 avg.).

SENIOR (2016): Started 11 games; 49 tackles (34 solo), 3 interceptions and 15 passes defended; 20 kickoff returns for 384 yards (19.2 avg.).

- His 15 passes defended and 3 interceptions both led the team.

JUNIOR (2015): Played in all 12 games with 11 starts; 51 tackles (42 solo), 0.5 sacks, 10 passes defended and 1 forced fumble.

SOPHOMORE (2014): Played in all 13 games; 30 tackles (21 solo) and 2 passes defended; 1 kickoff return for 20 yards.

TRUE FRESHMAN (2013): Played in all 13 games; 8 tackles (3 solo) and 1 interception.

HIGH SCHOOL (CATHEDRAL HS – LOS ANGELES, CALIF.)

- Played defensive back and wide receiver.

SENIOR (2012): 30 tackles and 13 passes defended; 33 receptions for 662 yards (20.1 avg.) and 10 TDs.

OFF THE FIELD

PERSONAL:

- Father, Tim McTyer, was an all-conference defensive back for BYU (1995-96) and played 3 seasons in the NFL with Philadelphia (1997-98) and Cleveland (1999).
- **MAJOR:** Interdisciplinary studies.

TORRY McTYER'S NFL REGULAR SEASON STATS

| YEAR | TEAM | GP | GS | TACKLES | | | | INTERCEPTIONS | | | | | FUMBLES | | | |
|-------------------|-------|-----------|----------|-----------|-----------|----------|------------|---------------|----------|----------|----------|----------|----------|----------|----------|----------|
| | | | | TOT | SOLO | ASST | SK | YDS | INT | YDS | LG | TD | PD | FF | FR | |
| 2017 | MIAMI | 7 | 0 | 1 | 1 | 0 | 0.0 | 0.0 | 0 | 0 | 0 | 0 | 0 | 0 | 0 | 0 |
| 2018 | MIAMI | 11 | 2 | 17 | 11 | 6 | 0.0 | 0.0 | 0 | 0 | 0 | 0 | 1 | 0 | 0 | 0 |
| NFL TOTALS | | 18 | 2 | 18 | 12 | 6 | 0.0 | 0.0 | 0 | 0 | 0 | 0 | 1 | 0 | 0 | 0 |

ADDITIONAL STATS

Special Teams Tackles: 1 in 2017, 1 in 2018 for total of 2.

SINGLE-GAME CAREER HIGHS

Tackles: 5 at Cincinnati, 10/7/18
 Passes Defended: 1 vs. Oakland, 9/23/18



83

NICK O'LEARY

TIGHT END // 6-3 // 252 // FLORIDA STATE '15
ACQUIRED: FA, '18
HOMETOWN: PALM BEACH GARDENS, FLA. // BORN: 8/31/92
NFL: FOURTH SEASON // DOLPHINS: FIRST SEASON

NFL CAREER

TRANSACTIONS:

- Promoted from Miami's practice squad on Oct. 6, 2018.
- Signed to Miami's practice squad on Sept. 20, 2018.
- Waived by Buffalo on Sept. 1, 2018.
- Promoted from Buffalo's practice squad on Dec. 8, 2015.
- Signed to Buffalo's practice squad on Sept. 9, 2015.
- Waived by Buffalo on Sept. 8, 2015.
- 6th-round pick (194th overall) by Buffalo in the 2015 NFL draft.

CAREER HIGHLIGHTS:

- Played in 43 career games with 17 starts.
- 40 receptions for 559 yards (14.0 avg.) and 3 TDs.
- 2 kickoff returns for 27 yards (13.5 avg.).

2018 (BUFFALO/MIAMI):

- Played in 8 games with 5 starts.
- 8 receptions for 86 yards (10.8 avg.) and 1 TD.
- Promoted from Miami's practice squad on Oct. 6.
- Signed to Miami's practice squad on Sept. 20.
- Waived by Buffalo on Sept. 1.
- Spent the offseason and training camp with Buffalo.

VS. CHICAGO (10/14): 4 receptions for 49 yards (12.3 avg.) and 1 TD.

- Caught a 5-yard TD pass from QB Brock Osweiler in the 1st quarter.

VS. DETROIT (10/21): 2 receptions for 23 yards (11.5 avg.).

VS. BUFFALO (12/2): 1 reception for 9 yards (9.0 avg.).

2017 (BUFFALO):

- Played in 15 games with 5 starts.
- Inactive for 1 game.
- 22 receptions for 322 yards (14.6 avg.) and 2 TDs.

VS. TAMPA BAY (10/22): 2 receptions for 58 yards (29.0 avg.).

- His 58 receiving yards were a season-high.

VS. NEW ORLEANS (11/12): 1 reception for 7 yards and 1 TD.

- Caught his 1st career TD pass from QB Nathan Peterman.

AT MIAMI (12/31): 1 reception for 26 yards and 1 TD.

- Caught a 26-yard TD pass from QB Tyrod Taylor in the 1st quarter to give Buffalo a 7-0 lead.

POSTSEASON:

AFC WILD CARD AT JACKSONVILLE (1/7): 2 receptions for 22 yards (11.0 avg.).

2016 (BUFFALO):

- Played in all 16 games with 7 starts.
- 9 receptions for 114 yards (12.7 avg.).
- 2 kickoff returns for 27 yards (13.5 avg.).
- 1 assisted special teams tackle.

VS. ARIZONA (9/25): 1 reception for 28 yards.

- Made his 1st NFL start.

VS. SAN FRANCISCO (10/16): 2 receptions for 29 yards (14.5 avg.).

2015 (BUFFALO):

- Played in 4 games.
- Spent 12 games on Buffalo's practice squad.
- 1 reception for 37 yards.

AT PHILADELPHIA (12/13): Played but did not record any stats.

- Made his NFL debut.

AT WASHINGTON (12/20): 1 reception for 37 yards.

BEFORE THE NFL

COLLEGE (FLORIDA STATE):

- 4-year letterman (2011-14) and 3-year starter.

CAREER: Played in 54 games with 41 starts; 114 receptions for 1,591 yards (14.0 avg.) and 17 TDs.

- 3 solo tackles.
- Ended career as Florida State's all-time leader among tight ends in receptions (114), receiving yards (1,591) and touchdowns (18).

SENIOR (2014): Started all 14 games; 48 receptions for 618 yards (12.9 avg.) and 6 TDs.

- Won the John Mackey Award (nation's top tight end) and became the first Florida State player to win the award.
- Consensus 1st-team All-American.

- 1st-team All-ACC.

- Ranked 2nd on the team in receptions, receiving yards and TDs.

JUNIOR (2013): Started all 14 games; 33 receptions for 557 yards (16.9 avg.) and 7 TDs.

- 2nd-team All-American.

- 2nd-team All-ACC.

- Finalist for the John Mackey Award (nation's top tight end).
- Helped lead Florida State to the BCS National Championship.
- Helped the offense set program and ACC single-season records for total offense (7,267 yards), points per game (51.6), yards per play (7.67) and the national record for total points (723).

SOPHOMORE (2012): Played in all 13 games with 11 starts; 21 receptions for 252 yards (12.0 avg.) and 3 TDs.

- Recorded the most receptions and receiving yards by a Florida State tight end since 2006 and the most receiving TDs since 1994.

TRUE FRESHMAN: (2011): Played in all 13 games with 2 starts; 12 receptions for 164 yards (13.7 avg.) and 1 TD.

HIGH SCHOOL (WILLIAM T. DWYER HS – PALM BEACH GARDENS, FLA.)

SENIOR (2010): 51 receptions for 875 yards (17.2 avg.) and 12 TDs.

- All-American.
- 1st-team all-county.
- 1st-team all-area.

JUNIOR (2009): Helped team win the state championship.

OFF THE FIELD

PERSONAL:

- Grandfather is legendary golfer Jack Nicklaus.

NICK O'LEARY'S NFL REGULAR SEASON STATS

| YEAR | TEAM | GP | GS | RECEIVING | | | | | RUSHING | | | | |
|-------------------|---------|-----------|-----------|-----------|------------|-------------|-----------|----------|----------|----------|------------|----------|----------|
| | | | | REC | YDS | AVG | LG | TD | ATT | YDS | AVG | LG | TD |
| 2015 | BUFFALO | 4 | 0 | 1 | 37 | 37.0 | 37 | 0 | 0 | 0 | 0.0 | - | 0 |
| 2016 | BUFFALO | 16 | 7 | 9 | 114 | 12.7 | 28 | 0 | 0 | 0 | 0.0 | - | 0 |
| 2017 | BUFFALO | 15 | 5 | 22 | 322 | 14.6 | 32 | 2 | 0 | 0 | 0.0 | - | 0 |
| 2018 | MIAMI | 8 | 5 | 8 | 86 | 10.8 | 19 | 1 | 0 | 0 | 0.0 | 0 | 0 |
| NFL TOTALS | | 43 | 17 | 40 | 559 | 14.0 | 37 | 3 | 0 | 0 | 0.0 | 0 | 0 |

NICK O'LEARY'S NFL PLAYOFF STATS

| YEAR | TEAM | GP | GS | RECEIVING | | | | | RUSHING | | | | |
|-----------------------|---------|----------|----------|-----------|-----------|-------------|-----------|----------|----------|----------|------------|----------|----------|
| | | | | REC | YDS | AVG | LG | TD | ATT | YDS | AVG | LG | TD |
| 2017 | BUFFALO | 1 | 1 | 2 | 22 | 11.0 | 13 | 0 | 0 | 0 | 0.0 | - | 0 |
| PLAYOFF TOTALS | | 1 | 1 | 2 | 22 | 11.0 | 13 | 0 | 0 | 0 | 0.0 | - | 0 |

ADDITIONAL STATS

Special Teams Tackles: (Buffalo) 1 in 2016.

Miscellaneous Tackles: (Buffalo) 2 in 2017, 1 in 2018 for total of 3.

Kickoff Returns: 2 for 27 yards (13.5 avg.) in 2016.

SINGLE-GAME CAREER HIGHS

Receptions: 5 at Cincinnati, 10/8/17
Receiving Yards: 58 vs. Tampa Bay, 10/22/17
Longest Rec.: 37 at Washington, 12/20/15
TD Receptions: 1 3 times, last: vs. Chicago, 10/14/18

2015 GAME-BY-GAME STATS (BUFFALO)

| DATE | OPPONENT | P/S | REC | YDS | AVG | LG | TD |
|--------------------|-----------------|------------|----------|-----------|-------------|-----------|----------|
| 09/13 | INDIANAPOLIS | | | | | | |
| 09/20 | NEW ENGLAND | | | | | | |
| 09/27 | at Miami | | | | | | |
| 10/04 | N.Y. GIANTS | | | | | | |
| 10/11 | at Tennessee | | | | | | |
| 10/18 | CINCINNATI | | | | | | |
| 10/25 | at Jacksonville | | | | | | |
| 11/08 | MIAMI | | | | | | |
| 11/12 | at N.Y. Jets | | | | | | |
| 11/23 | at New England | | | | | | |
| 11/29 | at Kansas City | | | | | | |
| 12/06 | HOUSTON | | | | | | |
| 12/13 | at Philadelphia | 1/0 | 0 | 0 | 0.0 | - | 0 |
| 12/20 | at Washington | 1/0 | 1 | 37 | 37.0 | 37 | 0 |
| 12/27 | DALLAS | 1/0 | 0 | 0 | 0.0 | - | 0 |
| 01/03 | N.Y. JETS | 1/0 | 0 | 0 | 0.0 | - | 0 |
| 2015 TOTALS | | 4/0 | 1 | 37 | 37.0 | 37 | 0 |

2016 GAME-BY-GAME STATS (BUFFALO)

| DATE | OPPONENT | P/S | REC | YDS | AVG | LG | TD |
|--------------------|----------------|-------------|----------|------------|-------------|-----------|----------|
| 09/11 | at Baltimore | 1/0 | 0 | 0 | 0.0 | - | 0 |
| 09/15 | N.Y. JETS | 1/0 | 0 | 0 | 0.0 | - | 0 |
| 09/25 | ARIZONA | 1/1 | 1 | 28 | 28.0 | 28 | 0 |
| 10/02 | at New England | 1/1 | 2 | 20 | 10.0 | 17 | 0 |
| 10/09 | at L.A. Rams | 1/0 | 0 | 0 | 0.0 | - | 0 |
| 10/16 | SAN FRANCISCO | 1/0 | 2 | 29 | 14.5 | 23 | 0 |
| 10/23 | at Minnesota | 1/0 | 1 | 7 | 7.0 | 7 | 0 |
| 10/30 | NEW ENGLAND | 1/0 | 1 | 10 | 10.0 | 10 | 0 |
| 11/07 | at Seattle | 1/0 | 0 | 0 | 0.0 | - | 0 |
| 11/20 | at Cincinnati | 1/0 | 0 | 0 | 0.0 | - | 0 |
| 11/27 | JACKSONVILLE | 1/0 | 0 | 0 | 0.0 | - | 0 |
| 12/04 | at Oakland | 1/1 | 1 | 8 | 8.0 | 8 | 0 |
| 12/11 | PITTSBURGH | 1/1 | 1 | 12 | 12.0 | 12 | 0 |
| 12/18 | CLEVELAND | 1/1 | 0 | 0 | 0.0 | - | 0 |
| 12/24 | MIAMI | 1/1 | 0 | 0 | 0.0 | - | 0 |
| 01/01 | at N.Y. Jets | 1/1 | 0 | 0 | 0.0 | - | 0 |
| 2016 TOTALS | | 16/7 | 9 | 114 | 12.7 | 28 | 0 |

2017 GAME-BY-GAME STATS (BUFFALO)

| DATE | OPPONENT | P/S | REC | YDS | AVG | LG | TD |
|--------------------|------------------|-------------|-----------|------------|-------------|-----------|----------|
| 09/10 | N.Y. JETS | 1/1 | 1 | 22 | 22.0 | 22 | 0 |
| 09/17 | at Carolina | 1/0 | 0 | 0 | 0.0 | - | 0 |
| 09/24 | DENVER | 1/0 | 1 | 31 | 31.0 | 31 | 0 |
| 10/01 | at Atlanta | 1/1 | 0 | 0 | 0.0 | - | 0 |
| 10/08 | at Cincinnati | 1/0 | 5 | 54 | 10.8 | 19 | 0 |
| 10/22 | TAMPA BAY | 1/1 | 2 | 58 | 29.0 | 32 | 0 |
| 10/29 | OAKLAND | 1/1 | 1 | 5 | 5.0 | 5 | 0 |
| 11/02 | at N.Y. Jets | 1/1 | 4 | 51 | 12.8 | 20 | 0 |
| 11/12 | NEW ORLEANS | 1/0 | 1 | 7 | 7.0 | 7 | 1 |
| 11/19 | at L.A. Chargers | 1/0 | 1 | 8 | 8.0 | 8 | 0 |
| 11/26 | at Kansas City | 1/0 | 2 | 18 | 9.0 | 15 | 0 |
| 12/03 | NEW ENGLAND | | | | INACTIVE | | |
| 12/10 | INDIANAPOLIS | 1/0 | 1 | 9 | 9.0 | 9 | 0 |
| 12/17 | MIAMI | 1/0 | 2 | 33 | 16.5 | 25 | 0 |
| 12/24 | at New England | 1/0 | 0 | 0 | 0.0 | - | 0 |
| 12/31 | at Miami | 1/0 | 1 | 26 | 26.0 | 26 | 1 |
| 2017 TOTALS | | 15/5 | 22 | 322 | 14.6 | 32 | 2 |

| DATE | OPPONENT | P/S | REC | YDS | AVG | LG | TD |
|-------|------------------|-----|-----|-----|------|----|----|
| 01/07 | at Jacksonville* | 1/1 | 2 | 22 | 11.0 | 13 | 0 |

* AFC Wild Card game

2018 GAME-BY-GAME STATS (MIAMI)

| DATE | OPPONENT | P/S | REC | YDS | AVG | LG | TD |
|--------------------|-----------------|------------|----------|-----------|-------------|-----------|----------------|
| 09/09 | TENNESSEE | | | | | | NOT ON ROSTER |
| 09/16 | at N.Y. Jets | | | | | | NOT ON ROSTER |
| 09/23 | OAKLAND | | | | | | PRACTICE SQUAD |
| 09/30 | at New England | | | | | | PRACTICE SQUAD |
| 10/07 | at Cincinnati | 1/0 | 0 | 0 | 0.0 | - | 0 |
| 10/14 | CHICAGO | 1/1 | 4 | 49 | 12.3 | 19 | 1 |
| 10/21 | DETROIT | 1/1 | 2 | 23 | 11.5 | 14 | 0 |
| 10/25 | at Houston | 1/0 | 0 | 0 | 0.0 | - | 0 |
| 11/04 | N.Y. JETS | 1/1 | 0 | 0 | 0.0 | - | 0 |
| 11/11 | at Green Bay | 1/1 | 1 | 5 | 5.0 | 5 | 0 |
| 11/25 | at Indianapolis | 1/0 | 0 | 0 | 0.0 | - | 0 |
| 12/02 | BUFFALO | 1/1 | 1 | 9 | 9.0 | 9 | 0 |
| 12/09 | NEW ENGLAND | | | | | | |
| 12/16 | at Minnesota | | | | | | |
| 12/23 | JACKSONVILLE | | | | | | |
| 12/30 | at Buffalo | | | | | | |
| 2018 TOTALS | | 8/5 | 8 | 86 | 10.8 | 19 | 1 |



8

BROCK OSWEILER

QUARTERBACK // 6-7 // 240 // ARIZONA STATE '12

ACQUIRED: UFA, '18 (DEN.)

HOMETOWN: KALISPELL, MONT. // BORN: 11/22/90

NFL: SEVENTH SEASON // DOLPHINS: FIRST SEASON

NFL CAREER

TRANSACTIONS:

- Signed by Miami as an unrestricted free agent from Denver on March 23, 2018.
- Signed by Denver on Sept. 2, 2017.
- Released by Cleveland on Sept. 2, 2017.
- Traded from Houston to Cleveland on March 9, 2017.
- Signed by Houston as an unrestricted free agent from Denver on March 10, 2016.
- 2nd-round pick (57th overall) by Denver in the 2012 NFL draft.

CAREER HONORS:

- AFC Offensive Player of the Week (at Chicago, 11/22/15).

CAREER HIGHLIGHTS:

- Played in 48 career games with 30 starts.
- Completed 697-of-1,165 passes (59.8 pct.) for 7,418 yards and 37 TDs for a QB rating of 78.0.
- 92 carries for 266 yards (2.9 avg.) and 4 TDs.

2018 (MIAMI):

- Played in 6 games with 5 starts.
- Dressed but did not play in 6 games.
- Completed 113-of-178 passes (63.5 pct.) for 1,247 yards and 6 TDs for a QB rating of 86.0.
- 8 carries for 21 yards (2.6 avg.).

AT NEW ENGLAND (9/30): Completed 4-of-5 passes (80.0 pct.) for 35 yards and 1 TD for a QB rating of 135.4; 1 carry for 7 yards (7.0 avg.).

- Found RB Frank Gore for a 6-yard TD pass with 2:42 remaining in the game.
- Made Dolphins debut.

VS. CHICAGO (10/14): Completed 28-of-44 passes (63.6 pct.) for 380 yards and 3 TDs for a QB rating of 94.9; 2 carries for 8 yards (4.0 avg.).

- Hit TE Nick O'Leary for a 5-yard TD pass in the 1st quarter.
- Connected with WR Albert Wilson on a 43-yard TD pass to tie the game at 21 with 9:08 remaining in the 4th quarter.
- Found WR Albert Wilson again for a 75-yard TD pass to tie the game at 28 with 3:01 remaining in the 4th quarter.
- Completed 7-of-9 passes (77.8 pct.) for 157 yards and 2 TDs in the 4th quarter for a perfect QB

rating of 158.3. It was the 7th time since 1991 a Dolphins QB had a perfect rating in the 4th quarter and the 1st since QB Ryan Tannehill did so at New England (10/18/15).

VS. DETROIT (10/21): Completed 22-of-31 passes (71.0 pct.) for 239 yards and 2 TDs for a QB rating of 114.9; 1 carry for 2 yards (2.0 avg.).

2017 (DENVER/CLEVELAND):

- Played in 6 games with 4 starts.
- Inactive for 1 game.
- Dressed but did not play 9 games.
- Completed 96-of-172 passes (55.8 pct.) for 1,088 yards and 5 TDs for a QB rating of 72.5.
- 14 carries for 64 yards (4.6 avg.) and 1 TD.
- Signed by Denver on Sept. 2.
- Released by Cleveland on Sept. 2 after spending training camp and the offseason with the Browns.

AT PHILADELPHIA (11/5): 19-of-38 passing (50.0 pct.) for 208 yards and 1 TD.

- Made his 1st start in his 2nd stint with the Broncos.

VS. NEW ENGLAND (11/12): 18-of-33 passing (54.5 pct.) for 221 yards and 1 TD; 1 carry for -1 yard.

AT INDIANAPOLIS (12/14): 12-of-17 passing (70.6 pct.) for 194 yards and 2 TDs; 4 carries for 15 yards (3.8 avg.) and 1 TD.

- Became the 1st player in team history to pass for 2+ TDs and rush for another in relief.
- Threw 2 2nd-half TD passes to overcome a halftime deficit and lead Denver to victory.

2016 (HOUSTON):

- Played in 15 games with 14 starts.
- Dressed but did not play 1 game.
- Completed 301-of-510 passes (59.0 pct.) for 2,957 yards and 15 TDs for a QB rating of 72.2.
- 30 carries for 131 yards (4.4 avg.) and 2 TDs.
- 1 reception for -14 yards.

VS. CHICAGO (9/11): 22-of-35 passing (62.9 pct.) for 231 yards and 2 TDs; 4 carries for 14 yards (3.5 avg.).

- Led Houston to victory in his 1st start with the team.
- Hit WR Will Fuller for an 18-yard TD with 12:44 remaining to take the lead.

VS. INDIANAPOLIS (10/16): 25-of-39 passing (64.1 pct.) for 269 yards and 2 TDs; 2 carries for -4 yards (-2.0 avg.).

- Threw 2 TD passes in the final 3 minutes to tie

the game, one the Texans ended up winning in overtime.

- Completed a 26-yard TD pass to TE C.J. Fiedorowicz with 49 seconds left to send the game to overtime.
- Tossed a 10-yard TD pass to RB Lamar Miller to make it a 1-score game with 2:37 remaining.

AT GREEN BAY (12/4): 22-of-35 passing (62.9 pct.) for 202 yards and 2 TDs; 3 carries for 20 yards (6.7 avg.).

POSTSEASON:

AFC WILD CARD VS. OAKLAND (1/7): 14-of-25 passing (56.0 pct.) for 168 yards and 1 TD; 6 carries for 15 yards (2.5 avg.) and 1 TD.

- Started and won the 1st playoff game of his career.

AFC DIVISIONAL AT NEW ENGLAND (1/14): 23-of-40 passing (57.5 pct.) for 197 yards and 1 TD; 1 carry for 18 yards.

2015 (DENVER):

- Played in 8 games with 7 starts.
- Dressed but did not play 8 games.
- Completed 170-of-275 passes (61.8 pct.) for 1,967 yards and 10 TDs for a QB rating of 86.4.
- 21 carries for 61 yards (2.9 avg.) and 1 TD.
- Went 5-2 as the starting quarterback in the team's final 7 games of the regular season.

AT CHICAGO (11/22): 20-of-27 passing (74.1 pct.) for 250 yards and 2 TDs; 2 carries for 4 yards (2.0 avg.).

- Made his 1st career start on his 25th birthday.
- Hit WR Cody Latimer for a 10-yard TD to extend Denver's lead to 8 points with 11:42 to play.
- His 127.1 passer rating was the 2nd-best in Broncos history by a QB making his 1st start.

VS. NEW ENGLAND (11/29): 23-of-42 passing (54.8 pct.) for 270 yards and 1 TD; 2 carries for 4 yards (2.0 avg.).

- Threw a 4-yard TD pass to WR Andre Caldwell with 1:09 left to take the lead.
- Led a game-winning drive in overtime capped off by a 48-yard TD run by RB C.J. Anderson.

AT PITTSBURGH (12/20): 21-of-44 passing (47.7 pct.) for 296 yards and 3 TDs; 5 carries for 19 yards (3.8 avg.) and 1 TD.

- Became just the 3rd Broncos QB to pass for 3+ TDs and rush for 1+ TD in the same game (QB John Elway and QB Peyton Manning).
- Was the 1st NFL QB to pass for 3+ TDs and rush for 1+ TD since 2013 (Manning).

POSTSEASON:

AFC DIVISIONAL VS. PITTSBURGH (1/17): Dressed but did not play.

AFC CHAMPIONSHIP VS. NEW ENGLAND (1/24): Dressed but did not play.

SUPER BOWL 50 VS. CAROLINA (2/7): Dressed but did not play.

HONORS:

- AFC Offensive Player of the Week (at Chicago, 11/22).

2014 (DENVER):

- Played in 4 games.
- Dressed but did not play 12 games.

- Completed 4-of-10 passes (40.0 pct.) for 52 yards and 1 TD.
- 8 carries for 0 yards (0.0 avg.).

VS. OAKLAND (12/28): 2-of-2 passing (100.0 pct.) for 39 yards and 1 TD; 1 rush for -1 yard.

- Threw a 1-yard TD pass to TE Virgil Green for the 1st TD pass of his career.

POSTSEASON:

AFC DIVISIONAL VS. INDIANAPOLIS (1/11): Dressed but did not play.

2013 (DENVER):

- Played in 4 games.
- Dressed but did not play 12 games.
- Completed 11-of-16 passes (68.8 pct.) for 95 yards.
- 3 carries for 2 yards (0.7 avg.).

POSTSEASON:

AFC DIVISIONAL VS. SAN DIEGO (1/12): Dressed but did not play.

AFC CHAMPIONSHIP VS. NEW ENGLAND (1/19): Dressed but did not play.

SUPER BOWL XLVIII VS. SEATTLE (2/2): Dressed but did not play.

2012 (DENVER):

- Played in 5 games.
- Dressed but did not play 11 games.
- Completed 2-of-4 passes (50.0 pct.) for 12 yards.
- 8 carries for -13 yards (-1.6 avg.).

VS. OAKLAND (9/30): 1 carry for -1 yard.

- Made his NFL debut.

VS. KANSAS CITY (12/30): 2-of-4 passing (50.0 pct.) for 12 yards; 3 carries for -6 yards (-2.0 avg.).

- Completed his 1st NFL pass to WR Matt Willis for a 5-yard gain in the 4th quarter.

POSTSEASON:

AFC DIVISIONAL VS. BALTIMORE (1/12): Dressed but did not play.

BEFORE THE NFL

COLLEGE (ARIZONA STATE):

- 3-year letterman (2009-11) and 1-year starter.

CAREER: Played in 25 games with 15 starts; 372-of-620 passing (60.0 pct.) for 5,082 yards and 33 TDs; 137 carries for 221 yards (1.6 avg.) and 4 TDs.

- Posted 7 career 300-yard games.

JUNIOR (2011): Started all 13 games; 326-of-516 passing (63.2 pct.) for 4,036 yards and 26 TDs; 83 carries for 90 yards (1.1 avg.) and 3 TDs

- Became 1st quarterback in school history to pass for 4,000 yards in a season.
- Set single-season school records for passing yards (4,036), completions (326), attempts (516) and completion percentage (63.2 pct.).
- His 26 passing TDs were 4th-most in school history.

SOPHOMORE (2010): Played in 6 games with 1 start; 22-of-49 completions (56.9 pct.) for 797 yards and 5 TDs; 38 carries for 124 yards (3.3 avg.) and 1 TD.

TRUE FRESHMAN (2009): Played in 6 games with 1 start; 24-of-55 passing (43.6 pct.) for 249 yards and 2 TDs; 16 carries for 7 yards (0.4 avg.).

- Became the 1st true freshman to start a game at

quarterback for the school since 1993 (QB Jake Plummer).

- Led the state in completions (303) and passing yards (2,703).
- His 303 pass attempts and 29 passing TDs were 2nd in the state.

HIGH SCHOOL (FLATHEAD HS – KALISPELL, MONT.)

- Also played basketball and committed to Gonzaga as a sophomore before turning his focus solely to football.
- Averaged 24.9 points, 14.5 rebounds, 2.5 assists, 2.3 steals and 1.8 blocks a game on the basketball court as a junior in 2007-08.

SENIOR (2008): 189-of-303 passing (62.4 pct.) for 2,703 yards and 29 TDs; 162 carries for 700 yards (4.3 avg.) and 13 TDs.

- Gatorade HS Player of the Year for Montana.

OFF THE FIELD

COMMUNITY:

- Selected as 1 of the NFLPA's Community MVPs in 2014 for his work with Rocky Mountain Hospital for Children.

PERSONAL:

- Married to Erin and has 1 daughter, Blake.
- **MAJOR:** Interdisciplinary studies.

BROCK OSWEILER'S NFL REGULAR SEASON STATS

| YEAR | TEAM | GP | GS | ATT | CMP | PCT | YDS | Y/A | TD | INT | LG | SK/YDS | RATE |
|-------------------|---------|-----------|-----------|-------------|------------|-------------|-------------|------------|-----------|-----------|------------|---------------|-------------|
| 2012 | DENVER | 5 | 0 | 4 | 2 | 50.0 | 12 | 3.0 | 0 | 0 | 7 | 0/0 | 56.3 |
| 2013 | DENVER | 4 | 0 | 16 | 11 | 68.8 | 95 | 5.9 | 0 | 0 | 19 | 2/8 | 84.1 |
| 2014 | DENVER | 4 | 0 | 10 | 4 | 40.0 | 52 | 5.2 | 1 | 0 | 38 | 0/0 | 90.4 |
| 2015 | DENVER | 8 | 7 | 275 | 170 | 61.8 | 1967 | 7.2 | 10 | 6 | 72t | 23/151 | 86.4 |
| 2016 | HOUSTON | 15 | 14 | 510 | 301 | 59.0 | 2957 | 5.8 | 15 | 16 | 53 | 27/206 | 72.2 |
| 2017 | DENVER | 6 | 4 | 172 | 96 | 55.8 | 1088 | 6.3 | 5 | 5 | 54t | 10/64 | 72.5 |
| 2018 | MIAMI | 6 | 5 | 178 | 113 | 63.5 | 1247 | 7.0 | 6 | 4 | 75t | 16/124 | 86.0 |
| NFL TOTALS | | 48 | 30 | 1165 | 697 | 59.8 | 7418 | 6.4 | 37 | 31 | 75t | 78/553 | 78.0 |

BROCK OSWEILER'S NFL REGULAR SEASON RUSHING/RECEIVING STATS

| YEAR | TEAM | GP | GS | RUSHING | | | | | RECEIVING | | | | |
|-------------------|---------|-----------|-----------|-----------|------------|------------|-----------|----------|-----------|--------------|--------------|-----------|----------|
| | | | | ATT | YDS | AVG | LG | TD | REC | YDS | AVG | LG | TD |
| 2012 | DENVER | 5 | 0 | 8 | -13 | -1.6 | -1 | 0 | 0 | 0 | 0.0 | - | 0 |
| 2013 | DENVER | 4 | 0 | 3 | 2 | 0.7 | 4 | 0 | 0 | 0 | 0.0 | - | 0 |
| 2014 | DENVER | 4 | 0 | 8 | 0 | 0.0 | 4 | 0 | 0 | 0 | 0.0 | - | 0 |
| 2015 | DENVER | 8 | 7 | 21 | 61 | 2.9 | 8 | 1 | 0 | 0 | 0.0 | - | 0 |
| 2016 | HOUSTON | 15 | 14 | 30 | 131 | 4.4 | 21 | 2 | 1 | -14 | -14.0 | -6 | 0 |
| 2017 | DENVER | 6 | 4 | 14 | 64 | 4.6 | 18t | 1 | 0 | 0 | 0.0 | - | 0 |
| 2018 | MIAMI | 6 | 5 | 8 | 21 | 2.6 | 7 | 0 | 0 | 0 | 0.0 | - | 0 |
| NFL TOTALS | | 48 | 30 | 92 | 266 | 2.9 | 21 | 4 | 1 | -14.0 | -14.0 | -6 | 0 |

BROCK OSWEILER'S NFL PLAYOFF STATS

| YEAR | TEAM | GP | GS | ATT | CMP | PCT | YDS | Y/A | TD | INT | LG | SK/YDS | RATE |
|-------------------|---------|----------|----------|-----------|-----------|-------------|------------|------------|----------|----------|-----------|-------------|-------------|
| 2016 | HOUSTON | 2 | 2 | 65 | 37 | 56.9 | 365 | 5.6 | 2 | 3 | 38 | 3/17 | 63.9 |
| NFL TOTALS | | 2 | 2 | 65 | 37 | 56.9 | 365 | 5.6 | 2 | 3 | 38 | 3/17 | 63.9 |

BROCK OSWEILER'S NFL PLAYOFF RUSHING/RECEIVING STATS

| YEAR | TEAM | GP | GS | RUSHING | | | | | RECEIVING | | | | |
|-------------------|---------|----------|----------|----------|-----------|------------|-----------|----------|-----------|----------|------------|----------|----------|
| | | | | ATT | YDS | AVG | LG | TD | REC | YDS | AVG | LG | TD |
| 2016 | HOUSTON | 2 | 2 | 7 | 33 | 4.7 | 18 | 1 | 0 | 0 | 0.0 | - | 0 |
| NFL TOTALS | | 2 | 2 | 7 | 33 | 4.7 | 18 | 1 | 0 | 0 | 0.0 | - | 0 |

ADDITIONAL STATS

Career Regular Season Record As A Starter: (Denver) 5-2 in 2015, (Houston) 8-6 in 2016, (Denver) 0-4 in 2017, (Miami) 2-3 in 2018 for total of 15-15.

Career Playoff Record As A Starter: (Houston) 1-1 in 2016.

SINGLE-GAME CAREER HIGHS

| | | |
|-------------------------|-------|--|
| Pass Attempts: | 51 | vs. Oakland, 12/13/15 |
| Completions: | 35 | vs. Oakland, 12/13/15 |
| Passing Yards: | 380 | vs. Chicago, 10/14/18 |
| TD Passes: | 3 | twice, last: vs. Chicago, 10/14/18 |
| Longest Pass: | 75t | vs. Chicago, 10/14/18 |
| Completion Pct.: | 74.1 | at Chicago, 11/22/15 |
| Passer Rating: | 147.7 | at Indianapolis, 12/14/17 |
| Rush Attempts: | 6 | vs. Oakland, 1/7/17* |
| Rushing Yards: | 27 | at Washington, 12/24/17 |
| Longest Run: | 21 | vs. San Diego, 11/27/16 |
| Rushing TDs: | 1 | 5 times, last: at Indianapolis, 12/14/17 |

* AFC Wild Card game

OSWEILER'S 4TH QUARTER COMEBACK VICTORIES (5)

| DATE | OPP | 4Q DEFICIT | 4Q STATS | FINAL SCORE |
|-------------|----------|---------------|---------------|----------------|
| 1. 11/29/15 | vs. NE | 7-21 | 16-7-131-1-0 | 30-24 |
| 2. 12/28/15 | vs. Cin. | 10-14 | 9-7-92-0-0 | 20-17 |
| 3. 9/11/16 | vs. Chi. | 13-14 | 7-3-65-1-0 | 23-14 |
| 4. 10/16/16 | vs. Ind. | 9-23 | 15-12-135-2-0 | 26-23 |
| 5. 10/14/18 | vs. Chi. | 13-21 | 14-11-192-3-0 | 31-28* |

* Overtime game

300-YARD PASSING GAMES (2)

| DATE | OPP | ATT | CMP | PCT | YDS | TD | INT | LG | RATE |
|----------|----------|-----|-----|------|-----|----|-----|-----|------|
| 12/13/15 | vs. Oak. | 51 | 35 | 68.6 | 308 | 0 | 0 | 32 | 84.4 |
| 10/14/18 | vs. Chi. | 44 | 28 | 63.6 | 380 | 3 | 2 | 75t | 94.9 |

2012 GAME-BY-GAME STATS (DENVER)

| DATE | OPPONENT | P/S | ATT | CMP | PCT | YDS | TD | INT | LG | SK/YDS |
|--------------------|----------------|------------|----------|----------|-------------|--------------|----------|----------|----------|------------|
| 09/09 | PITTSBURGH | | | | | DID NOT PLAY | | | | |
| 09/17 | at Atlanta | | | | | DID NOT PLAY | | | | |
| 09/23 | HOUSTON | | | | | DID NOT PLAY | | | | |
| 09/30 | OAKLAND | 1/0 | 0 | 0 | 0.0 | 0 | 0 | 0 | - | 0/0 |
| 10/07 | at New England | | | | | DID NOT PLAY | | | | |
| 10/15 | at San Diego | | | | | DID NOT PLAY | | | | |
| 10/28 | NEW ORLEANS | 1/0 | 0 | 0 | 0.0 | 0 | 0 | 0 | - | 0/0 |
| 11/04 | at Cincinnati | | | | | DID NOT PLAY | | | | |
| 11/11 | at Carolina | | | | | DID NOT PLAY | | | | |
| 11/18 | SAN DIEGO | | | | | DID NOT PLAY | | | | |
| 11/25 | at Kansas City | | | | | DID NOT PLAY | | | | |
| 12/02 | TAMPA BAY | | | | | DID NOT PLAY | | | | |
| 12/06 | at Oakland | | | | | DID NOT PLAY | | | | |
| 12/16 | at Baltimore | 1/0 | 0 | 0 | 0.0 | 0 | 0 | 0 | - | 0/0 |
| 12/23 | CLEVELAND | 1/0 | 0 | 0 | 0.0 | 0 | 0 | 0 | - | 0/0 |
| 12/30 | KANSAS CITY | 1/0 | 4 | 2 | 50.0 | 12 | 0 | 0 | 7 | 0/0 |
| 2012 TOTALS | | 5/0 | 4 | 2 | 50.0 | 12 | 0 | 0 | 7 | 0/0 |

| DATE | OPPONENT | P/S | ATT | CMP | PCT | YDS | TD | INT | LG | SK/YDS |
|-------|------------|-----|-----|-----|-----|--------------|----|-----|----|--------|
| 01/12 | BALTIMORE* | | | | | DID NOT PLAY | | | | |

* AFC Divisional game

2013 GAME-BY-GAME STATS (DENVER)

| DATE | OPPONENT | P/S | ATT | CMP | PCT | YDS | TD | INT | LG | SK/YDS |
|--------------------|-----------------|------------|-----------|-----------|-------------|--------------|----------|----------|-----------|------------|
| 09/05 | BALTIMORE | | | | | DID NOT PLAY | | | | |
| 09/15 | at N.Y. Giants | | | | | DID NOT PLAY | | | | |
| 09/23 | OAKLAND | | | | | DID NOT PLAY | | | | |
| 09/29 | PHILADELPHIA | 1/0 | 3 | 2 | 66.7 | 10 | 0 | 0 | 5 | 0/0 |
| 10/06 | at Dallas | | | | | DID NOT PLAY | | | | |
| 10/13 | JACKSONVILLE | | | | | DID NOT PLAY | | | | |
| 10/20 | at Indianapolis | | | | | DID NOT PLAY | | | | |
| 10/27 | WASHINGTON | | | | | DID NOT PLAY | | | | |
| 11/10 | at San Diego | | | | | DID NOT PLAY | | | | |
| 11/17 | KANSAS CITY | | | | | DID NOT PLAY | | | | |
| 11/24 | at New England | 1/0 | 0 | 0 | 0.0 | 0 | 0 | 0 | - | 0/0 |
| 12/01 | at Kansas City | | | | | DID NOT PLAY | | | | |
| 12/08 | TENNESSEE | | | | | DID NOT PLAY | | | | |
| 12/12 | SAN DIEGO | | | | | DID NOT PLAY | | | | |
| 12/22 | at Houston | 1/0 | 0 | 0 | 0.0 | 0 | 0 | 0 | - | 0/0 |
| 12/29 | at Oakland | 1/0 | 13 | 9 | 69.2 | 85 | 0 | 0 | 19 | 2/8 |
| 2013 TOTALS | | 4/0 | 16 | 11 | 68.8 | 95 | 0 | 0 | 19 | 2/8 |

| DATE | OPPONENT | P/S | ATT | CMP | PCT | YDS | TD | INT | LG | SK/YDS |
|-------|----------------|-----|-----|-----|-----|--------------|----|-----|----|--------|
| 01/12 | SAN DIEGO* | | | | | DID NOT PLAY | | | | |
| 01/19 | NEW ENGLAND** | | | | | DID NOT PLAY | | | | |
| 02/02 | vs. Seattle*** | | | | | DID NOT PLAY | | | | |

PLAYOFF TOTALS

| | | | | | | | | |
|------------|----------|----------|------------|----------|----------|----------|----------|------------|
| 0/0 | 0 | 0 | 0.0 | 0 | 0 | 0 | - | 0/0 |
|------------|----------|----------|------------|----------|----------|----------|----------|------------|

* AFC Divisional game

** AFC Championship

*** Super Bowl XLVIII

2014 GAME-BY-GAME STATS (DENVER)

| DATE | OPPONENT | P/S | ATT | CMP | PCT | YDS | TD | INT | LG | SK/YDS |
|--------------------|----------------|------------|-----------|----------|-------------|-----------|----------|----------|----------|------------|
| 09/07 | INDIANAPOLIS | | | | | | | | | |
| 09/14 | KANSAS CITY | | | | | | | | | |
| 09/21 | at Seattle | | | | | | | | | |
| 10/05 | ARIZONA | | | | | | | | | |
| 10/12 | at N.Y. Jets | | | | | | | | | |
| 10/19 | SAN FRANCISCO | 1/0 | 1 | 0 | 0.0 | 0 | 0 | 0 | - | 0/0 |
| 10/23 | SAN DIEGO | | | | | | | | | |
| 11/02 | at New England | | | | | | | | | |
| 11/09 | at Oakland | 1/0 | 5 | 2 | 40.0 | 13 | 0 | 0 | 9 | 0/0 |
| 11/16 | at St. Louis | | | | | | | | | |
| 11/23 | MIAMI | | | | | | | | | |
| 11/30 | at Kansas City | | | | | | | | | |
| 12/07 | BUFFALO | | | | | | | | | |
| 12/14 | at San Diego | 1/0 | 2 | 0 | 0.0 | 0 | 0 | 0 | - | 0/0 |
| 12/22 | at Cincinnati | | | | | | | | | |
| 12/28 | OAKLAND | 1/0 | 2 | 2 | 100.0 | 39 | 1 | 0 | 38 | 0/0 |
| 2014 TOTALS | | 4/0 | 10 | 4 | 40.0 | 52 | 1 | 0 | - | 0/0 |
| DATE | OPPONENT | P/S | ATT | CMP | PCT | YDS | TD | INT | LG | SK/YDS |
| 01/11 | INDIANAPOLIS* | | | | | | | | | |

* AFC Divisional game

2015 GAME-BY-GAME STATS (DENVER)

| DATE | OPPONENT | P/S | ATT | CMP | PCT | YDS | TD | INT | LG | SK/YDS |
|-----------------------|-----------------|------------|------------|------------|-------------|-------------|-----------|----------|------------|---------------|
| 09/12 | BALTIMORE | | | | | | | | | |
| 09/17 | at Kansas City | | | | | | | | | |
| 09/27 | at Detroit | | | | | | | | | |
| 10/04 | MINNESOTA | | | | | | | | | |
| 10/11 | at Oakland | | | | | | | | | |
| 10/18 | at Cleveland | | | | | | | | | |
| 11/01 | GREEN BAY | | | | | | | | | |
| 11/08 | at Indianapolis | | | | | | | | | |
| 11/15 | KANSAS CITY | 1/0 | 24 | 14 | 58.3 | 146 | 1 | 1 | 17 | 3/20 |
| 11/22 | at Chicago | 1/1 | 27 | 20 | 74.1 | 250 | 2 | 0 | 48t | 5/31 |
| 11/29 | NEW ENGLAND | 1/1 | 42 | 23 | 54.8 | 270 | 1 | 1 | 39 | 3/16 |
| 12/06 | at San Diego | 1/1 | 26 | 16 | 61.5 | 166 | 1 | 1 | 22 | 1/7 |
| 12/13 | OAKLAND | 1/1 | 51 | 35 | 68.6 | 308 | 0 | 0 | 32 | 5/32 |
| 12/20 | at Pittsburgh | 1/1 | 44 | 21 | 47.7 | 296 | 3 | 1 | 61t | 2/15 |
| 12/28 | CINCINNATI | 1/1 | 39 | 27 | 69.2 | 299 | 1 | 0 | 35 | 3/22 |
| 01/03 | SAN DIEGO | 1/1 | 22 | 14 | 63.6 | 232 | 1 | 2 | 72t | 1/8 |
| 2015 TOTALS | | 8/7 | 275 | 170 | 61.8 | 1967 | 10 | 6 | 72t | 23/151 |
| DATE | OPPONENT | P/S | ATT | CMP | PCT | YDS | TD | INT | LG | SK/YDS |
| 01/17 | PITTSBURGH* | | | | | | | | | |
| 01/24 | NEW ENGLAND** | | | | | | | | | |
| 02/07 | vs. Carolina*** | | | | | | | | | |
| PLAYOFF TOTALS | | 0/0 | 0 | 0 | 0.0 | 0 | 0 | 0 | - | 0/0 |

* AFC Divisional game

** AFC Championship

*** Super Bowl 50

2016 GAME-BY-GAME STATS (HOUSTON)

| DATE | OPPONENT | P/S | ATT | CMP | PCT | YDS | TD | INT | LG | SK/YDS |
|-----------------------|------------------|--------------|------------|------------|-------------|-------------|-----------|-----------|-----------|---------------|
| 09/11 | CHICAGO | 1/1 | 35 | 22 | 62.9 | 231 | 2 | 1 | 35 | 2/16 |
| 09/18 | KANSAS CITY | 1/1 | 33 | 19 | 57.6 | 268 | 1 | 2 | 53 | 2/14 |
| 09/22 | at New England | 1/1 | 41 | 24 | 58.5 | 196 | 0 | 1 | 18 | 2/21 |
| 10/02 | TENNESSEE | 1/1 | 37 | 25 | 67.6 | 254 | 2 | 2 | 45 | 1/10 |
| 10/09 | at Minnesota | 1/1 | 42 | 19 | 45.2 | 184 | 1 | 1 | 25 | 4/29 |
| 10/16 | INDIANAPOLIS | 1/1 | 39 | 25 | 64.1 | 269 | 2 | 1 | 36 | 1/13 |
| 10/24 | at Denver | 1/1 | 41 | 22 | 53.7 | 131 | 0 | 0 | 13 | 1/0 |
| 10/30 | DETROIT | 1/1 | 29 | 20 | 69.0 | 186 | 1 | 1 | 23 | 3/22 |
| 11/13 | at Jacksonville | 1/1 | 27 | 14 | 51.9 | 99 | 2 | 0 | 16 | 1/7 |
| 11/21 | at Oakland | 1/1 | 39 | 26 | 66.7 | 243 | 1 | 1 | 24 | 2/13 |
| 11/27 | SAN DIEGO | 1/1 | 37 | 22 | 59.5 | 246 | 0 | 3 | 33 | 1/7 |
| 12/04 | at Green Bay | 1/1 | 35 | 22 | 62.9 | 202 | 2 | 0 | 44t | 2/18 |
| 12/11 | at Indianapolis | 1/1 | 24 | 14 | 58.3 | 147 | 0 | 1 | 22 | 2/16 |
| 12/18 | JACKSONVILLE | 1/1 | 11 | 6 | 54.5 | 48 | 0 | 2 | 16 | 0/0 |
| 12/25 | at Kansas City | | | | | | | | | |
| 01/01 | at Tennessee | 1/0 | 40 | 21 | 52.5 | 253 | 1 | 0 | 51 | 3/20 |
| 2016 TOTALS | | 15/14 | 510 | 301 | 59.0 | 2957 | 15 | 16 | 53 | 27/206 |
| DATE | OPPONENT | P/S | ATT | CMP | PCT | YDS | TD | INT | LG | SK/YDS |
| 01/07 | OAKLAND* | 1/1 | 25 | 14 | 56.0 | 168 | 1 | 0 | 38 | 0/0 |
| 01/14 | at New England** | 1/1 | 40 | 23 | 57.5 | 197 | 1 | 3 | 19 | 3/17 |
| PLAYOFF TOTALS | | 2/2 | 65 | 37 | 56.9 | 365 | 2 | 3 | 38 | 3/17 |

*AFC Wild Card game


**AFC Divisional game

2017 GAME-BY-GAME STATS (DENVER)

| DATE | OPPONENT | P/S | ATT | CMP | PCT | YDS | TD | INT | LG | SK/YDS |
|--------------------|------------------|------------|------------|-----------|-------------|-------------|----------|----------|------------|--------------|
| 09/11 | L.A. CHARGERS | | | | | | | | | |
| 09/17 | DALLAS | | | | | | | | | |
| 09/24 | at Buffalo | | | | | | | | | |
| 10/01 | OAKLAND | | | | | | | | | |
| 10/15 | N.Y. GIANTS | 1/0 | 4 | 2 | 50.0 | 18 | 0 | 0 | 9 | 0/0 |
| 10/22 | at L.A. Chargers | | | | | | | | | |
| 10/30 | at Kansas City | | | | | | | | | |
| 11/05 | at Philadelphia | 1/1 | 38 | 19 | 50.0 | 208 | 1 | 2 | 32 | 3/17 |
| 11/12 | NEW ENGLAND | 1/1 | 33 | 18 | 54.5 | 221 | 1 | 1 | 38 | 0/0 |
| 11/19 | CINCINNATI | 1/1 | 42 | 23 | 54.8 | 254 | 1 | 1 | 21 | 3/25 |
| 11/26 | at Oakland | | | | | | | | | |
| 12/03 | at Miami | | | | | | | | | |
| 12/10 | N.Y. JETS | | | | | | | | | |
| 12/14 | at Indianapolis | 1/0 | 17 | 12 | 70.6 | 194 | 2 | 0 | 54t | 0/0 |
| 12/24 | at Washington | 1/1 | 38 | 22 | 57.9 | 193 | 0 | 1 | 24 | 4/22 |
| 12/31 | KANSAS CITY | | | | | | | | | |
| 2017 TOTALS | | 6/4 | 172 | 96 | 55.8 | 1088 | 5 | 5 | 54t | 10/64 |

2018 GAME-BY-GAME STATS (MIAMI)

| DATE | OPPONENT | P/S | ATT | CMP | PCT | YDS | TD | INT | LG | SK/YDS |
|--------------------|-----------------|------------|------------|------------|-------------|-------------|----------|----------|------------|---------------|
| 09/09 | TENNESSEE | | | | | | | | | |
| 09/16 | at N.Y. Jets | | | | | | | | | |
| 09/23 | OAKLAND | | | | | | | | | |
| 09/30 | at New England | 1/0 | 5 | 4 | 80.0 | 35 | 1 | 0 | 11 | 0/0 |
| 10/07 | at Cincinnati | | | | | | | | | |
| 10/14 | CHICAGO | 1/1 | 44 | 28 | 63.6 | 380 | 3 | 2 | 75t | 0/0 |
| 10/21 | DETROIT | 1/1 | 31 | 22 | 71.0 | 239 | 2 | 0 | 27 | 4/24 |
| 10/25 | at Houston | 1/1 | 37 | 21 | 56.8 | 241 | 0 | 1 | 46 | 2/15 |
| 11/04 | N.Y. JETS | 1/1 | 24 | 15 | 62.5 | 139 | 0 | 0 | 26 | 4/35 |
| 11/11 | at Green Bay | 1/1 | 37 | 23 | 62.2 | 213 | 0 | 1 | 39 | 6/50 |
| 11/25 | at Indianapolis | | | | | | | | | |
| 12/02 | BUFFALO | | | | | | | | | |
| 12/09 | NEW ENGLAND | | | | | | | | | |
| 12/16 | at Minnesota | | | | | | | | | |
| 12/23 | JACKSONVILLE | | | | | | | | | |
| 12/30 | at Buffalo | | | | | | | | | |
| 2018 TOTALS | | 6/5 | 178 | 113 | 63.5 | 1247 | 6 | 4 | 75t | 16/124 |



11

DeVANTE PARKER

WIDE RECEIVER // 6-3 // 216 // LOUISVILLE '15
ACQUIRED: D1, '15
HOMETOWN: LOUISVILLE, KY. // BORN: 1/20/93
NFL: FOURTH SEASON // DOLPHINS: FOURTH SEASON

NFL CAREER

TRANSACTIONS:

- 1st-round pick (14th overall) by Miami in the 2015 NFL draft.

CAREER HIGHLIGHTS:

- Played in 49 career games with 29 starts.
- 160 receptions for 2,186 yards (13.7 avg.) and 9 TDs.
- Averaged 19.0 yards per catch with 26 receptions for 494 yards in his rookie season of 2015. His 19.0 average was the highest by a Dolphins rookie in team history:

HIGHEST RECEIVING AVERAGE (DOLPHINS ROOKIES)

| PLAYER | YEAR | REC | YDS | AVG |
|--------------------------|------|-----|-----|------|
| 1. DEVANTE PARKER | 2015 | 26 | 494 | 19.0 |
| 2. Chris Chambers | 2001 | 48 | 883 | 18.4 |
| 3. Ferrell Edmunds | 1988 | 33 | 575 | 17.4 |
| 4. Nat Moore | 1974 | 37 | 605 | 16.4 |
| 5. Brian Hartline | 2009 | 31 | 506 | 16.3 |

- His 19.0 receiving average in 2015 was the highest among rookies in the NFL that season (min. 25 receptions):

NFL RECEIVING AVERAGE LEADERS (2015 ROOKIES)

| PLAYER | TEAM | REC | YDS | AVG |
|--------------------------|-----------|-----|-------|------|
| 1. DEVANTE PARKER | MIAMI | 26 | 494 | 19.0 |
| 2. Dorial Green-Beckham | Tennessee | 32 | 549 | 17.2 |
| 3. Devin Funchess | Carolina | 31 | 473 | 15.3 |
| 4. Amari Cooper | Oakland | 72 | 1,070 | 14.9 |
| 5. Stefon Diggs | Minnesota | 52 | 720 | 13.9 |

2018 (MIAMI):

- Played in 7 games with 5 starts.
- Inactive for 5 games.
- 21 receptions for 278 yards (13.2 avg.) and 1 TD.

AT HOUSTON (10/25): 6 receptions for 134 yards (22.3 avg.).

AT GREEN BAY (11/1): 5 receptions for 43 yards (8.6 avg.).

VS. BUFFALO (12/2): 4 receptions for 43 yards (10.8 avg.) and 1 TD.

- Scored on an 18-yard pass from QB Ryan Tannehill on Miami's opening drive.

2017 (MIAMI):

- Played in 13 games with 12 starts.
- Inactive for 3 games.

- 57 receptions for 670 yards (11.8 avg.) and 1 TD.
- 1 miscellaneous tackle.

AT N.Y. JETS (9/24): 8 receptions for 76 yards (9.5 avg.) and 1 TD.

- Caught a 3-yard TD pass from QB Jay Cutler in the 4th quarter.

VS. NEW ORLEANS IN LONDON (10/1): 6 receptions for 69 yards (11.5 avg.).

- Recorded his 100th career reception.

AT BUFFALO (12/17): 6 receptions for 89 yards (14.8 avg.).

2016 (MIAMI):

- Played in 15 games with 8 starts.
- Inactive 1 game.
- 56 receptions for 744 yards (13.3 avg.) and 4 TDs.
- 2 miscellaneous tackles.

AT NEW ENGLAND (9/18): 8 receptions for 106 yards (13.3 avg.).

- All 8 receptions and 106 yards came in the 2nd half.

AT L.A. RAMS (11/20): 8 receptions for 79 yards (9.9 avg.) and 1 TD.

- Caught a 9-yard TD with 36 seconds left to win the game.

AT BUFFALO (12/24): 4 receptions for 85 yards (21.3 avg.) and 1 TD.

- Caught a 56-yard TD from QB Matt Moore on Miami's 1st possession of the 2nd half.

POSTSEASON:

AFC WILD CARD AT PITTSBURGH (1/8): 4 receptions for 55 yards (13.8 avg.).

2015 (MIAMI):

- Played in 14 games with 4 starts.
- Inactive for 1 game.
- Dressed but did not play 1 game.
- 26 receptions for 494 yards (19.0 avg.) and 3 TDs.
- 1 miscellaneous tackle.
- His 19.0 yards per catch average was the highest by a Dolphins rookie in team history.
- His 19.0 receiving average was the highest among NFL rookies in 2015.

AT WASHINGTON (9/13): Played but did not record any stats.

- Made his Dolphins debut.

AT N.Y. JETS (11/29): 4 receptions for 80 yards (20.0 avg.) and 1 TD.

- Caught a 33-yard TD pass from QB Ryan Tannehill

for the 1st TD of his career.

VS. NEW ENGLAND (1/3): 5 receptions for 106 yards (21.2 avg.) and 1 TD.

- Became the 1st Dolphins rookie wide receiver to top 100 yards in a game since 2001 (Chris Chambers).

BEFORE THE NFL

COLLEGE (LOUISVILLE):

- 4-year letterman (2011-14) and 2-year starter.

CAREER: Played in 42 games with 18 starts; 156 receptions for 2,775 yards (17.8 avg.) and 33 TDs.

- Had 10 career 100-yard games.

SENIOR (2014): Started 6 games; 43 receptions for 855 yards (19.9 avg.) and 5 TDs.

- 2nd-team All-ACC.

JUNIOR (2013): Started 12 games; 55 receptions for 885 yards (16.1 avg.) and 12 TDs.

- His 12 TD receptions tied the school record.

SOPHOMORE (2012): Played in all 13 games; 40 receptions for 744 yards (18.6 avg.) and 10 TDs.

- Finished the season with 6 straight games with a TD.

TRUE FRESHMAN (2011): Played in 11 games; 18 receptions for 291 yards (16.2 avg.) and 6 TDs.

- His 6 TD receptions led the team.

HIGH SCHOOL (BALLARD HS – LOUISVILLE, KY.)

SENIOR (2010): 68 receptions for 1,793 yards (26.4 avg.) and 19 TDs.

- 1st-team all-state.
- Co-winner of the Paul Hornung Award as the state's top player.

JUNIOR (2009):

- 1st-team all-state.

OFF THE FIELD

COMMUNITY:

- Helped distribute Thanksgiving meals to local South Florida families in November 2016.

PERSONAL:

- Father, Anthony Shelman, played running back at Louisville (1991-94).
- **MAJOR:** Communications.

DeVANTE PARKER'S NFL REGULAR SEASON STATS

| YEAR | TEAM | GP | GS | RECEIVING | | | | | RUSHING | | | | |
|-------------------|-------|-----------|-----------|------------|-------------|-------------|------------|----------|----------|----------|------------|----------|----------|
| | | | | REC | YDS | AVG | LG | TD | ATT | YDS | AVG | LG | TD |
| 2015 | MIAMI | 14 | 4 | 26 | 494 | 19.0 | 49 | 3 | 0 | 0 | 0.0 | 0 | 0 |
| 2016 | MIAMI | 15 | 8 | 56 | 744 | 13.3 | 56t | 4 | 0 | 0 | 0.0 | 0 | 0 |
| 2017 | MIAMI | 13 | 12 | 57 | 670 | 11.8 | 36 | 1 | 0 | 0 | 0.0 | 0 | 0 |
| 2018 | MIAMI | 7 | 5 | 21 | 278 | 13.2 | 46 | 1 | 0 | 0 | 0.0 | 0 | 0 |
| NFL TOTALS | | 49 | 29 | 160 | 2186 | 13.7 | 56t | 9 | 0 | 0 | 0.0 | 0 | 0 |

DeVANTE PARKER'S NFL PLAYOFF STATS

| YEAR | TEAM | GP | GS | RECEIVING | | | | | RUSHING | | | | |
|-----------------------|-------|----------|----------|-----------|-----------|-------------|-----------|----------|----------|----------|------------|----------|----------|
| | | | | REC | YDS | AVG | LG | TD | ATT | YDS | AVG | LG | TD |
| 2016 | MIAMI | 1 | 0 | 4 | 55 | 13.8 | 37 | 0 | 0 | 0 | 0.0 | 0 | 0 |
| PLAYOFF TOTALS | | 1 | 0 | 4 | 55 | 13.8 | 37 | 0 | 0 | 0 | 0.0 | 0 | 0 |

ADDITIONAL STATS

Miscellaneous Tackles: 1 in 2015, 2 in 2016 and 1 in 2017 for total of 4.

SINGLE-GAME CAREER HIGHS

Receptions: 8 3 times, last: at N.Y. Jets, 9/24/17

Receiving Yards: 106 twice, last: at New England, 9/18/16

Longest Rec.: 56 twice, last: at Buffalo, 12/24/16

TD Receptions: 1 9 times, last: vs. Buffalo, 12/2/18

100-YARD RECEIVING GAMES (3)

| DATE | OPPONENT | REC | YDS | AVG | LG | TD |
|----------|----------------|-----|-----|------|----|----|
| 1/3/16 | NEW ENGLAND | 5 | 106 | 21.2 | 46 | 1 |
| 9/18/16 | at New England | 8 | 106 | 13.3 | 28 | 0 |
| 11/13/16 | at San Diego | 5 | 103 | 20.6 | 56 | 0 |

2015 GAME-BY-GAME STATS (MIAMI)

| DATE | OPPONENT | P/S | REC | YDS | AVG | LG | TD | |
|--------------------|-----------------|-------------|--------------|------------|-------------|-----------|----------|--|
| 09/13 | at Washington | 1/0 | 0 | 0 | 0.0 | - | 0 | |
| 09/20 | at Jacksonville | 1/0 | 1 | 3 | 3.0 | 3 | 0 | |
| 09/27 | BUFFALO | 1/0 | 3 | 46 | 15.3 | 19 | 0 | |
| 10/04 | N.Y. JETS | 1/0 | 0 | 0 | 0.0 | - | 0 | |
| 10/18 | at Tennessee | 1/0 | 0 | 0 | 0.0 | - | 0 | |
| 10/25 | HOUSTON | 1/0 | 0 | 0 | 0.0 | - | 0 | |
| 10/29 | at New England | 1/0 | 0 | 0 | 0.0 | - | 0 | |
| 11/08 | at Buffalo | | INACTIVE | | | | | |
| 11/15 | at Philadelphia | | DID NOT PLAY | | | | | |
| 11/22 | DALLAS | 1/0 | 0 | 0 | 0.0 | - | 0 | |
| 11/29 | at N.Y. Jets | 1/0 | 4 | 80 | 20.0 | 33t | 1 | |
| 12/06 | BALTIMORE | 1/1 | 3 | 63 | 21.0 | 38t | 1 | |
| 12/14 | N.Y. GIANTS | 1/1 | 2 | 16 | 8.0 | 14 | 0 | |
| 12/20 | at San Diego | 1/0 | 4 | 87 | 21.8 | 35 | 0 | |
| 12/27 | INDIANAPOLIS | 1/1 | 4 | 93 | 23.3 | 49 | 0 | |
| 01/03 | NEW ENGLAND | 1/1 | 5 | 106 | 21.2 | 46 | 1 | |
| 2015 TOTALS | | 14/4 | 26 | 494 | 19.0 | 49 | 3 | |

2016 GAME-BY-GAME STATS (MIAMI)

| DATE | OPPONENT | P/S | REC | YDS | AVG | LG | TD |
|--------------------|----------------|-------------|-----------|------------|-------------|-----------|----------|
| 09/11 | at Seattle | | INACTIVE | | | | |
| 09/18 | at New England | 1/1 | 8 | 106 | 13.3 | 28 | 0 |
| 09/25 | CLEVELAND | 1/1 | 3 | 51 | 17.0 | 26t | 1 |
| 09/29 | at Cincinnati | 1/1 | 2 | 20 | 10.0 | 15 | 0 |
| 10/09 | TENNESSEE | 1/0 | 2 | 70 | 35.0 | 50 | 0 |
| 10/16 | PITTSBURGH | 1/0 | 5 | 28 | 5.6 | 11 | 0 |
| 10/23 | BUFFALO | 1/0 | 3 | 20 | 6.7 | 9 | 0 |
| 11/06 | N.Y. JETS | 1/0 | 2 | 8 | 4.0 | 4 | 0 |
| 11/13 | at San Diego | 1/1 | 5 | 103 | 20.6 | 56 | 0 |
| 11/20 | at L.A. Rams | 1/1 | 8 | 79 | 9.9 | 15 | 1 |
| 11/27 | SAN FRANCISCO | 1/0 | 3 | 64 | 21.3 | 46 | 0 |
| 12/04 | at Baltimore | 1/1 | 3 | 34 | 11.3 | 17 | 1 |
| 12/11 | ARIZONA | 1/1 | 2 | 14 | 7.0 | 11 | 0 |
| 12/17 | at N.Y. Jets | 1/0 | 1 | 17 | 17.0 | 17 | 0 |
| 12/24 | at Buffalo | 1/0 | 4 | 85 | 21.3 | 56t | 1 |
| 01/01 | NEW ENGLAND | 1/1 | 5 | 45 | 9.0 | 18 | 0 |
| 2016 TOTALS | | 15/8 | 56 | 744 | 13.3 | 56 | 4 |

| DATE | OPPONENT | P/S | REC | YDS | AVG | LG | TD |
|-------|----------------|-----|-----|-----|------|----|----|
| 01/08 | at Pittsburgh* | 1/0 | 4 | 55 | 13.8 | 37 | 0 |

* AFC Wild Card game

2017 GAME-BY-GAME STATS (MIAMI)

| DATE | OPPONENT | P/S | REC | YDS | AVG | LG | TD |
|--------------------|------------------|--------------|-----------|------------|-------------|-----------|----------|
| 09/17 | at L.A. Chargers | 1/1 | 4 | 85 | 21.3 | 31 | 0 |
| 09/24 | at N.Y. Jets | 1/1 | 8 | 76 | 9.5 | 26 | 1 |
| 10/01 | NEW ORLEANS | 1/1 | 6 | 69 | 11.5 | 21 | 0 |
| 10/08 | TENNESSEE | 1/1 | 1 | 6 | 6.0 | 6 | 0 |
| 10/15 | at Atlanta | | INACTIVE | | | | |
| 10/22 | N.Y. JETS | | INACTIVE | | | | |
| 10/26 | at Baltimore | | INACTIVE | | | | |
| 11/05 | OAKLAND | 1/0 | 5 | 76 | 15.2 | 26 | 0 |
| 11/13 | at Carolina | 1/1 | 6 | 66 | 11.0 | 24 | 0 |
| 11/19 | TAMPA BAY | 1/1 | 4 | 26 | 6.5 | 17 | 0 |
| 11/26 | at New England | 1/1 | 1 | 5 | 5.0 | 5 | 0 |
| 12/03 | DENVER | 1/1 | 1 | 5 | 5.0 | 5 | 0 |
| 12/11 | NEW ENGLAND | 1/1 | 4 | 40 | 10.0 | 15 | 0 |
| 12/17 | at Buffalo | 1/1 | 6 | 89 | 14.8 | 36 | 0 |
| 12/24 | at Kansas City | 1/1 | 5 | 63 | 12.6 | 34 | 0 |
| 12/31 | BUFFALO | 1/1 | 6 | 64 | 10.7 | 24 | 0 |
| 2017 TOTALS | | 13/12 | 57 | 670 | 11.8 | 36 | 1 |

2018 GAME-BY-GAME STATS (MIAMI)

| DATE | OPPONENT | P/S | REC | YDS | AVG | LG | TD |
|--------------------|-----------------|------------|-----------|------------|-------------|-----------|----------|
| 09/09 | TENNESSEE | | INACTIVE | | | | |
| 09/16 | at N.Y. Jets | | INACTIVE | | | | |
| 09/23 | OAKLAND | 1/1 | 2 | 40 | 20.0 | 36 | 0 |
| 09/30 | at New England | | INACTIVE | | | | |
| 10/07 | at Cincinnati | | INACTIVE | | | | |
| 10/14 | CHICAGO | 1/0 | 0 | 0 | 0.0 | - | 0 |
| 10/21 | DETROIT | | INACTIVE | | | | |
| 10/25 | at Houston | 1/1 | 6 | 134 | 22.3 | 46 | 0 |
| 11/04 | N.Y. JETS | 1/1 | 1 | 8 | 8.0 | 8 | 0 |
| 11/11 | at Green Bay | 1/1 | 5 | 43 | 8.6 | 14 | 0 |
| 11/25 | at Indianapolis | 1/0 | 3 | 10 | 3.3 | 9 | 0 |
| 12/02 | BUFFALO | 1/1 | 4 | 43 | 10.8 | 18t | 1 |
| 12/09 | NEW ENGLAND | | | | | | |
| 12/16 | at Minnesota | | | | | | |
| 12/23 | JACKSONVILLE | | | | | | |
| 12/30 | at Buffalo | | | | | | |
| 2018 TOTALS | | 7/5 | 21 | 278 | 13.2 | 46 | 1 |



34

SENRORISE PERRY

RUNNING BACK // 6-0 // 210 // LOUISVILLE '14
ACQUIRED: FA, '16
HOMETOWN: SUMMERVILLE, GA. // BORN: 9/19/91
NFL: FOURTH SEASON // DOLPHINS: SECOND SEASON

NFL CAREER

TRANSACTIONS:

- Signed by Miami on Jan. 10, 2017.
- Signed to Miami's practice squad on Oct. 12, 2016.
- Released from Chicago's practice squad on Sept. 13, 2016.
- Signed to Chicago's practice squad on Sept. 4, 2016.
- Waived by Chicago on Aug. 28, 2016.
- Signed by Chicago as an undrafted college free agent on May 19, 2014.

CAREER HIGHLIGHTS:

- Played in 44 career games.
- 8 carries for 30 yards (3.8 avg.).
- 2 receptions for 2 yards (1.0 avg.).
- 21 kickoff returns for 436 yards (20.8 avg.).
- 24 special teams tackles (17 solo), 2 forced fumbles and 2 fumble recoveries; 1 safety.

2018 (MIAMI):

- Played in 12 games.
- 7 kickoff returns for 146 yards (20.9 avg.).
- 5 special teams tackles (2 solo); 1 fumble recovery.

VS. CHICAGO (10/14): 2 special teams tackles.

AT HOUSTON (10/25): 3 kickoff returns for 80 yards (26.7 avg.).

VS. BUFFALO (12/2): 1 special teams fumble recovery.

- Recovered a muffed punt by WR Isaiah McKenzie at Buffalo's 36-yard line in the 2nd quarter.

2017 (MIAMI):

- Played in all 16 games.
- 8 carries for 30 yards (3.8 avg.).
- 10 kickoff returns for 202 yards (20.2 avg.).
- 9 special teams tackles (6 solo).

VS. DENVER (12/3): 5 carries for 22 yards (4.4 avg.); 1 kickoff return for 20 yards; 1 solo special teams tackle.

- Tackled WR Isaiah McKenzie in the end zone for a safety on a Denver punt return in the 4th quarter.
- His 5 carries were the 1st rushing attempts of his career.

VS. NEW ENGLAND (12/11): 2 kickoff returns for 33 yards (16.5 avg.); 2 special teams tackles (1 solo).

VS. BUFFALO (12/31): 3 carries for 8 yards (2.7 avg.);

1 reception for 3 yards; 2 kickoff returns for 59 yards (29.5 avg.).

2016 (MIAMI/CHICAGO):

- Spent 11 games on Miami's practice squad and 1 game on Chicago's practice squad.
- Spent the offseason and training camp with Chicago before being waived on Aug. 28.

2015 (CHICAGO):

- Missed the entire season after he was placed on injured reserve on Sept. 1.

2014 (CHICAGO):

- Played in all 16 games.
- 1 reception for -1 yard.
- 4 kickoff returns for 88 yards (22.0 avg.).
- 10 special teams tackles (8 solo) and 2 forced fumbles.

VS. BUFFALO (9/7): 1 assisted special teams tackle.

- Made his NFL debut.

AT CAROLINA (10/5): 1 solo special teams tackle and 1 forced fumble.

- The forced fumble was the 1st of his career.

AT DETROIT (11/27): 1 reception for -1 yard; 2 special teams tackles (1 solo) and 1 forced fumble.

BEFORE THE NFL

COLLEGE (LOUISVILLE):

- 4-year letterman (2010-13) and 1-year starter.

CAREER: Played in 46 games with 6 starts; 289 carries for 1,409 yards (4.9 avg.) and 18 TDs; 36 receptions for 359 yards (10.0 avg.) and 1 TD; 22 kickoff returns for 513 yards (23.3 avg.); 30 tackles (23 solo) and 1 forced fumble.

SENIOR (2013): Played in all 13 games with 6 starts; 141 carries for 677 yards (4.8 avg.) and 6 TDs; 18 receptions for 178 yards (9.9 avg.) and 1 TD; 7 kickoff returns for 166 yards (23.7 avg.); 7 tackles (6 solo) and 1 forced fumble.

JUNIOR (2012): Played in 11 games; 136 carries for 705 yards (5.2 avg.) and 11 TDs; 18 receptions for 181 yards (10.1 avg.); 7 kickoff returns for 137 yards (19.6 avg.); 5 tackles (2 solo).

- His 11 rushing TDs led the team.

- His 705 rushing yards were 2nd on the team.

SOPHOMORE (2011): Played in all 13 games; 12 carries for 27 yards (2.3 avg.) and 1 TD; 8 kickoff

returns for 210 yards (26.3 avg.); 11 tackles (9 solo) and 1 blocked punt.

TRUE FRESHMAN (2010): Played in 9 games; 7 tackles (6 solo).

HIGH SCHOOL (CHATTOGA HS – SUMMERVILLE, GA.)

- Played running back and linebacker.
- Also participated in track and field, winning state titles in the 100 meters and long jump.

SENIOR (2009): 918 rushing yards; 216 receiving yards; 12 offensive TDs; 6 return TDs.

- All-state as a return specialist.
- All-area on defense.

OFF THE FIELD

COMMUNITY:

- Participated in the 2017 Fins Weekend event.
- Joined teammates and staff for the Dolphins Cancer Challenge in 2018.

PERSONAL:

- Participated in the 2017 Dolphins Business Combine at Hard Rock Stadium where he and teammates learned about the different behind the scenes jobs of an NFL team.
- **PRONUNCIATION:** First name is pronounced suh-nor-riss.
- **MAJOR:** Communications.

SENORISE PERRY'S NFL REGULAR SEASON STATS

| YEAR | TEAM | GP | GS | RUSHING | | | | | RECEIVING | | | | |
|-------------------|---------------|-----------------|----------|----------|-----------|------------|-----------|----------|-----------|----------|------------|----------|----------|
| | | | | ATT | YDS | AVG | LG | TD | REC | YDS | AVG | LG | TD |
| 2014 | CHICAGO | 16 | 0 | 0 | 0 | 0.0 | 0 | 0 | 1 | -1 | -1.0 | -1 | 0 |
| 2015 | CHICAGO | INJURED RESERVE | | | | | | | | | | | |
| 2016 | CHICAGO/MIAMI | PRACTICE SQUAD | | | | | | | | | | | |
| 2017 | MIAMI | 16 | 0 | 8 | 30 | 3.8 | 12 | 0 | 1 | 3 | 3.0 | 3 | 0 |
| 2018 | MIAMI | 12 | 0 | 0 | 0 | 0.0 | - | 0 | 0 | 0.0 | - | 0 | |
| NFL TOTALS | | 44 | 0 | 8 | 30 | 3.8 | 12 | 0 | 2 | 2 | 1.0 | 3 | 0 |

SENORISE PERRY'S NFL REGULAR SEASON RETURNING STATS

| YEAR | TEAM | KICKOFF RETURN | | | | | PUNT RETURN | | | | | |
|-------------------|---------------|-----------------|------------|-------------|-----------|----------|-------------|----------|----------|------------|----------|----------|
| | | KR | YDS | AVG | LG | TD | PR | FC | YDS | AVG | LG | TD |
| 2014 | CHICAGO | 4 | 88 | 22.0 | 21 | 0 | 0 | 0 | 0 | 0.0 | - | 0 |
| 2015 | CHICAGO | INJURED RESERVE | | | | | | | | | | |
| 2016 | CHICAGO/MIAMI | PRACTICE SQUAD | | | | | | | | | | |
| 2017 | MIAMI | 10 | 202 | 20.2 | 37 | 0 | 0 | 0 | 0 | 0.0 | - | 0 |
| 2018 | MIAMI | 7 | 146 | 20.9 | 32 | 0 | 0 | 0 | 0 | 0.0 | - | 0 |
| NFL TOTALS | | 21 | 436 | 20.8 | 37 | 0 | 0 | 0 | 0 | 0.0 | - | 0 |

ADDITIONAL STATS

Special Teams Tackles: (Chicago) 10 in 2014, (Miami) 9 in 2017, 5 in 2018 for total of 24.
Special Teams Fumble Recoveries: (Miami) 1 in 2018.
Miscellaneous Fumble Recoveries: 1 in 2017.
Safeties: 1 in 2017.

SINGLE-GAME CAREER HIGHS

Rushes: 5 vs. Denver, 12/3/17
Rushing Yards: 22 vs. Denver, 12/3/17
Longest Rush: 12 vs. Denver, 12/3/17
Receptions: 1 twice, last: vs. Buffalo, 12/31/17
Receiving Yards: 3 vs. Buffalo, 12/31/17
Longest Reception: 3 vs. Buffalo, 12/31/17
Special Teams Tackles: 2 twice, last: vs. New England, 12/11/17



94

ROBERT QUINN

DEFENSIVE END // 6-4 // 257 // NORTH CAROLINA '11
 ACQUIRED: T, '18 (LAR)
 HOMETOWN: LADSON, S.C. // BORN: 5/18/90
 NFL: EIGHTH SEASON // DOLPHINS: FIRST SEASON



2013, 2014

NFL CAREER

TRANSACTIONS:

- Traded from the L.A. Rams to Miami on March 14, 2018.
- 1st-round pick (14th overall) by St. Louis in the 2011 NFL draft.

CAREER HONORS:

- 2014 Pro Bowl selection.
- 2014 1st-team All-Pro.
- 2013 Pro Bowl selection.
- 2013 Pro Football Writers of America (PFWA) Defensive Player of the Year.
- 2013 1st-team All-Pro.
- 2013 Daniel F. Reeves Team MVP (St. Louis).
- NFC Defensive Player of the Week (vs. Arizona, 9/8/13).
- NFC Special Teams Player of the Week (vs. New Orleans, 10/30/11).

CAREER HIGHLIGHTS:

- Played in 107 career games with 88 starts.
- 247 tackles (194 solo), 66 sacks, 17 passes defended, 22 forced fumbles and 2 fumble recoveries.
- 3 blocked punts.
- 2nd in the NFL with 21 forced fumbles since 2012:

NFL FORCED FUMBLES LEADERS (2012-PRESENT)

| PLAYER | TEAM(S) | FFs |
|------------------------|---------------------|-----------|
| 1. Von Miller | Denver | 23 |
| 2. ROBERT QUINN | STL/LAR/MIA. | 22 |
| 3. Ryan Kerrigan | Washington | 20 |
| J.J. Watt | Houston | 20 |
| 5. Chandler Jones | NE/Ari. | 19 |
| 6. Lavonte David | Tampa Bay | 18 |
| Carlos Dunlap | Cincinnati | 18 |
| Cameron Wake | Miami | 18 |

- Tied for 3rd among all-time career sack leaders in Rams history:

RAMS ALL-TIME CAREER SACK LEADERS

| PLAYER | YEARS | SACKS |
|---------------------|----------------|-------------|
| 1. Leonard Little | 1998-2009 | 87.5 |
| 2. Kevin Greene | 1985-92 | 72.5 |
| 3. Kevin Carter | 1995-2000 | 62.5 |
| ROBERT QUINN | 2011-17 | 62.5 |
| 5. Chris Long | 2008-15 | 54.5 |

- Posted 3 consecutive double-digit sack seasons (2012-14).
- His 19 sacks in 2013 were a single-season franchise record and 2nd in the NFL that season:

RAMS SINGLE-SEASON SACK LEADERS

| PLAYER | YEAR | SACKS |
|------------------------|-------------|-------------|
| 1. ROBERT QUINN | 2013 | 19.0 |
| 2. Kevin Carter | 1999 | 17.0 |
| 3. Kevin Greene | 1988 | 16.5 |
| Kevin Greene | 1989 | 16.5 |
| 5. Leonard Little | 2001 | 14.5 |

NFL SACK LEADERS (2013)

| PLAYER | TEAM | SACKS |
|------------------------|------------------|-------------|
| 1. Robert Mathis | Indianapolis | 19.5 |
| 2. ROBERT QUINN | ST. LOUIS | 19.0 |
| 3. Greg Hardy | Carolina | 15.0 |
| 4. Mario Williams | Buffalo | 13.0 |
| 5. Cameron Jordan | New Orleans | 12.5 |

- Joined DE Chris Long in 2012 as the 1st pair of Rams to record double-digit sacks in a single season since 2000.

2018 (MIAMI):

- Started 12 games.
- 30 tackles (20 solo), 3.5 sacks and 2 forced fumbles.

AT N.Y. JETS (9/16):

- Sacked QB Sam Darnold for a loss of 6 yards on 3rd-and-11 in the 2nd quarter.

AT GREEN BAY (11/11):

- 3 tackles (2 solo) and 1.5 sacks.
- Split a sack with DE Cameron Wake on fourth-and-2 in the 2nd quarter.
- Sacked QB Aaron Rodgers on third-and-2 in the 2nd quarter.

VS. BUFFALO (12/2):

- 2 solo tackles, 1 sack and 1 forced fumble.
- Strip-sacked QB Josh Allen for an 8-yard loss on 3rd-and-16 with 4:31 remaining in the 4th quarter.

2017 (L.A. RAMS):

- Played in 15 games with 14 starts.
- Inactive for 1 game.
- 32 tackles (21 solo), 8.5 sacks, 1 pass defended and 2 forced fumbles.
- Transitioned from defensive end to outside linebacker in the offseason.

VS. NEW ORLEANS (11/26): 5 tackles (3 solo), 1 sack and 1 forced fumble.

- Strip-sacked QB Drew Brees on a 3rd down on New Orleans' 1st drive of the game, forcing a Saints punt.

AT ARIZONA (12/3): 3 solo tackles and 2 sacks.

- Sacked QB Blaine Gabbert twice in the 4th quarter to help preserve the victory.

AT SEATTLE (12/17): 2 solo tackles, 2 sacks and 1 forced fumble.

- Strip-sacked QB Russell Wilson in the 2nd quarter and the turnover led to a Rams TD on the ensuing possession.

POSTSEASON:

NFC WILD CARD VS. ATLANTA (1/6): 3 solo tackles and 1 sack.

- Sacked QB Matt Ryan for a loss of 10 yards in the 2nd quarter.

2016 (L.A. RAMS):

- Played in 9 games with 8 starts.
- Inactive for 4 games.
- Missed the rest of the season after being placed on injured reserve on Dec. 15.
- 10 tackles (8 solo), 4 sacks, 2 passes defended and 2 forced fumbles.

VS. SEATTLE (9/18): 2 tackles (1 solo), 1 sack and 1 forced fumble.

- Strip-sacked QB Russell Wilson on the final play of the 1st half.

AT TAMPA BAY (9/25): 3 solo tackles, 1 sack and 1 forced fumble.

- Strip-sacked QB Jameis Winston in the 4th quarter, which was returned by DL Ethan Westbrooks for a 77-yard TD.

VS. MIAMI (11/20): 1 solo tackle and 1 sack.

- Sacked QB Ryan Tannehill for a loss of 10 yards in the 2nd quarter.

2015 (ST. LOUIS):

- Played in 8 games with 7 starts.
- Inactive for 5 games.
- Missed the rest of the season after being placed on injured reserve on Dec. 17.
- 21 tackles (13 solo), 5 sacks, 3 passes defended and 3 forced fumbles.

VS. SEATTLE (9/13): 5 tackles (3 solo) and 2 sacks.

- Sacked QB Russell Wilson twice.

VS. PITTSBURGH (9/27): 1 solo tackle, 1 sack, 1 pass defended and 1 forced fumble.

- Strip-sacked QB Michael Vick in the 4th quarter.

AT GREEN BAY (10/11): 6 tackles (4 solo), 1 sack and 1 forced fumble.

- Strip-sacked QB Aaron Rodgers in the 3rd quarter and the ball was recovered by the Rams.

2014 (ST. LOUIS):

- Started all 16 games.

- 46 tackles (39 solo), 10.5 sacks, 6 passes defended and 5 forced fumbles.
- Marked his 3rd consecutive double-digit sack season.

AT KANSAS CITY (10/26): 5 solo tackles, 2 sacks and 1 forced fumble.

- Sacked QB Alex Smith twice on back-to-back snaps near the end of the 2nd quarter.

AT SAN FRANCISCO (11/2): 4 solo tackles, 2 sacks, 1 forced fumble and 1 pass defended.

- Sacked QB Colin Kaepernick twice in the 2nd quarter, including 1 strip-sack that was recovered by the Rams.

VS. OAKLAND (11/30): 5 solo tackles, 3 sacks and 2 forced fumbles.

- All 3 sacks came in the 2nd half, including 2 strip-sacks in the 4th quarter.

PRO BOWL:

- Selected to his 2nd consecutive Pro Bowl.

HONORS:

- 1st-team All-Pro.

2013 (ST. LOUIS):

- Started all 16 games.
- 57 tackles (50 solo), 19 sacks, 1 pass defended, 7 forced fumbles and 2 fumble recoveries.
- His 19 sacks were a single-season franchise record and 2nd in the NFL that season.
- Marked his 2nd consecutive season recording 10+ sacks.

VS. ARIZONA (9/8): 3 solo tackles, 3 sacks and 2 forced fumbles.

- Sacked QB Carson Palmer 3 times, including a strip-sack in the 4th quarter that led to a Rams field goal to tie the game in an eventual victory.

VS. CHICAGO (11/24): 4 solo tackles, 1 sack, 1 pass defended, 1 forced fumble and 1 fumble recovery.

- Strip-sacked QB Josh McCown in the 4th quarter and returned it 31 yards for his 1st NFL TD.

VS. TAMPA BAY (12/22): 6 solo tackles and 3 sacks.

- Sacked QB Mike Glennon 3 times, including twice in the 4th quarter, to help preserve the win.

PRO BOWL:

- Selected as a captain in his 1st Pro Bowl appearance.

HONORS:

- Pro Football Writers of America (PFWA) Defensive Player of the Year.
- 1st-team All-Pro.
- Daniel F. Reeves Team MVP.
- NFC Defensive Player of the Week (vs. Arizona, 9/8).

2012 (ST. LOUIS):

- Played in all 16 games with 14 starts.
- 29 tackles (24 solo), 10.5 sacks, 2 passes defended and 1 forced fumble.
- His 10.5 sacks were 2nd on the team.
- Joined DE Chris Long as the 1st pair of Rams to record double-digit sacks in a single season since 2000.

AT DETROIT (9/9): 3 solo tackles and 1 sack.

- Sacked QB Matthew Stafford in the 3rd quarter for a loss of 9 yards.

VS. ARIZONA (10/4): 6 tackles (4 solo), 3 sacks, 1

pass defended and 1 forced fumble.

- Sacked QB Kevin Kolb 3 times, including a strip-sack to end Arizona's final possession and preserve the win.

AT SAN FRANCISCO (11/11): 4 tackles (3 solo) and 1.5 sacks.

- Sacked QB Colin Kaepernick twice, including once in the 4th quarter.

2011 (ST. LOUIS):

- Played in 15 games with 1 start.
- Inactive for 1 game.
- 22 tackles (19 solo), 3 sacks and 2 passes defended.
- 3 blocked punts.

AT N.Y. GIANTS (9/19): 2 solo tackles and 1 sack.

- Sacked QB Eli Manning for a loss of 8 yards in the 3rd quarter for his 1st NFL sack.
- Made his NFL debut.

VS. NEW ORLEANS (10/30): 2 solo tackles and 1 sack; 1 blocked punt.

- Sacked QB Drew Brees for a loss of 9 yards in the 2nd quarter.
- Blocked a punt by P Thomas Morstead to give his team the ball at the opposing 15-yard line and set up a TD.

VS. CINCINNATI (12/18): 1 solo tackle and 1 pass defended.

- Made his 1st NFL start.

HONORS:

- NFC Special Teams Player of the Week (vs. New Orleans, 10/30).

BEFORE THE NFL

COLLEGE (NORTH CAROLINA):

- 2-year starter (2008-09).

CAREER: Started 25 games; 86 tackles (57 solo), 13 sacks, 4 passes defended and 8 forced fumbles.

SOPHOMORE (2009): Started all 13 games; 52 tackles (35 solo), 11 sacks, 3 passes defended and 6 forced fumbles.

- His 11 sacks were 2nd in the ACC and 16th in the nation.
- His 6 forced fumbles were 2nd in the ACC and 4th in the nation.
- 2nd-team All-American.
- 1st-team All-ACC.
- Finished 2nd in ACC Defensive Player of the Year voting.

TRUE FRESHMAN (2008): Started 12 games; 34 tackles (22 solo), 2 sacks, 1 pass defended and 2 forced fumbles.

- ACC Brian Piccolo Award winner (league's most courageous player) after he battled back from a brain injury as a high school senior.

HIGH SCHOOL (FORT DORCHESTER HS – NORTH CHARLESTON, S.C.)

- Won 3 consecutive heavyweight wrestling state titles.

SENIOR (2007): 54 tackles and 5 sacks.

- Season was shortened after undergoing brain surgery for a benign tumor.

OFF THE FIELD

COMMUNITY:

- Hosted his own bowling event to benefit Africa.
- Has participated in several charitable efforts such as Make-A-Wish Celebrity Server Dinner, Urban League Turkey Distribution, Ronald McDonald House Charities and Big Plays Little Wishes to benefit Big Brothers, Big Sisters.

PERSONAL:

- **MAJOR:** African-American studies.

ROBERT QUINN'S NFL REGULAR SEASON STATS

| YEAR | TEAM | GP | GS | TACKLES | | | SK | YDS | INTERCEPTIONS | | | | FUMBLES | | |
|-------------------|-----------|------------|-----------|------------|------------|-----------|-------------|--------------|---------------|----------|----------|----------|-----------|-----------|----------|
| | | | | TOT | SOLO | ASST | | | INT | YDS | LG | TD | PD | FF | FR |
| 2011 | ST. LOUIS | 15 | 1 | 22 | 19 | 3 | 5.0 | 35.0 | 0 | 0 | 0 | 0 | 2 | 0 | 0 |
| 2012 | ST. LOUIS | 16 | 14 | 29 | 24 | 5 | 10.5 | 61.0 | 0 | 0 | 0 | 0 | 2 | 1 | 0 |
| 2013 | ST. LOUIS | 16 | 16 | 57 | 50 | 7 | 19.0 | 145.0 | 0 | 0 | 0 | 0 | 1 | 7 | 2 |
| 2014 | ST. LOUIS | 16 | 16 | 46 | 39 | 7 | 10.5 | 73.0 | 0 | 0 | 0 | 0 | 6 | 5 | 0 |
| 2015 | ST. LOUIS | 8 | 7 | 21 | 13 | 8 | 5.0 | 23.0 | 0 | 0 | 0 | 0 | 3 | 3 | 0 |
| 2016 | L.A. RAMS | 9 | 8 | 10 | 8 | 2 | 4.0 | 33.0 | 0 | 0 | 0 | 0 | 2 | 2 | 0 |
| 2017 | L.A. RAMS | 15 | 14 | 32 | 21 | 11 | 8.5 | 67.5 | 0 | 0 | 0 | 0 | 1 | 2 | 0 |
| 2018 | MIAMI | 12 | 12 | 30 | 20 | 10 | 3.5 | 27.0 | 0 | 0 | 0 | 0 | 0 | 2 | 0 |
| NFL TOTALS | | 107 | 88 | 247 | 194 | 53 | 66.0 | 464.5 | 0 | 0 | 0 | 0 | 17 | 22 | 2 |

ROBERT QUINN'S NFL PLAYOFF STATS

| YEAR | TEAM | GP | GS | TACKLES | | | SK | YDS | INTERCEPTIONS | | | | FUMBLES | | |
|-------------------|-----------|----------|----------|----------|----------|----------|------------|-------------|---------------|----------|----------|----------|----------|----------|----------|
| | | | | TOT | SOLO | ASST | | | INT | YDS | LG | TD | PD | FF | FR |
| 2017 | L.A. RAMS | 1 | 1 | 3 | 3 | 0 | 1.0 | 10.0 | 0 | 0 | 0 | 0 | 0 | 0 | 0 |
| NFL TOTALS | | 1 | 1 | 3 | 3 | 0 | 1.0 | 10.0 | 0 | 0 | 0 | 0 | 0 | 0 | 0 |

ADDITIONAL STATS

Blocked Kicks: (St. Louis) 3 blocked punts in 2011.

SINGLE-GAME CAREER HIGHS

| | | |
|---------------------------|---|--|
| Tackles: | 6 | 3 times, last: at Green Bay, 10/11/15 |
| Sacks: | 3 | 5 times, last: vs. Oakland, 11/30/14 |
| Passes Defensed: | 3 | vs. Denver, 11/16/14 |
| Forced Fumbles: | 2 | twice, last: vs. Oakland, 11/30/14 |
| Fumble Recoveries: | 1 | twice, last: vs. New Orleans, 12/15/13 |



JASON SANDERS

KICKER // 5-11 // 186 // NEW MEXICO '18
 ACQUIRED: D7B, '18
 HOMETOWN: ORANGE, CALIF. // BORN: 11/16/95
 NFL: ROOKIE SEASON // DOLPHINS: ROOKIE SEASON

NFL CAREER

TRANSACTIONS:

- 7th-round pick (229th overall) by Miami in the 2018 NFL draft.

CAREER HIGHLIGHTS:

- Played in 12 career games.
- 16-for-17 field goals (94.1 pct.); 26-for-27 extra points (96.3 pct.).

2018 (MIAMI):

- Played in 12 games.
- 16-for-17 field goals (94.1 pct.); 26-for-27 extra points (96.3 pct.).

VS. TENNESSEE (9/9): 2-for-2 field goals (100.0 pct.); 3-for-3 extra points (100.0 pct.)

- Made his NFL debut and 1st NFL field goal.

VS. CHICAGO (10/14): 3-of-3 field goals (100.0 pct.); 2-for-2 extra points (100.0 pct.).

- Converted a 25-yard field goal in the 3rd quarter to extend Miami's lead 21-13.
- Hit a 47-yard field goal as overtime expired to give the Dolphins a 31-28 win. It was the second-longest game-winning field goal in overtime by a rookie since 1974. Rams K Greg Zuerlein kicked a game-winning 54-yarder as a rookie on 12/2/12.
- It was the first multi-field goal performance of his career.

AT GREEN BAY (11/11): 4-of-4 field goals (100.0 pct.).

- Hit field goals from 37, 25, 47 and 40 yards.

BEFORE THE NFL

COLLEGE (NEW MEXICO):

- 4-year letterman (2014-17).

CAREER: Played in 50 games; 25-of-35 field goals (71.4 pct.) and 111-of-112 PATs (99.1 pct.) for 186 points; 9 special teams tackles; 1 special teams forced fumble; 266 kickoffs and 195 touchbacks.

- Set a school record for consecutive extra points made with 81.
- Set a school record for most 50+ yard field goals (4).

SENIOR (2017): Played in all 12 games; 10-of-15 field goals (66.7 pct.) and 28-of-28 PATs (100.0 pct.) for 58 points; 1 special teams tackle; 48 kickoffs and 39 touchbacks.

- His 81.3 touchback percentage was 3rd in FBS.

JUNIOR (2016): Played in all 13 games; 12-of-13 field goals (92.3 pct.) and 61-of-62 PATs (98.4 pct.) for 97 points; 3 special teams tackles; 84 kickoffs and 69 touchbacks.

- His 83.8 touchback percentage led all of FBS.

- His 59 extra points made set a school record.

SOPHOMORE (2015): Played in all 13 games; 3-of-7 field goals (42.9 pct.) and 22-of-22 PATs (100.0 pct.) for 31 points; 72 kickoffs and 50 touchbacks.

TRUE FRESHMAN (2014): Played in all 12 games; 5 special teams tackles; 1 special teams forced fumble; 62 kickoffs and 37 touchbacks.

HIGH SCHOOL (VILLA PARK HS – VILLA PARK, CALIF.)

- Also played soccer.

SENIOR (2013): 7-of-12 field goals (58.3 pct.) and 31-of-34 PATs (91.2 pct.); 26 punts for 1,170 yards (45.0 avg.); 57 kickoffs and 38 touchbacks.

- Named his league's Special Teams Player of the Year.

JUNIOR (2012): 8-of-15 field goals (53.3 pct.) and 43-of-46 PATs (93.5 pct.); 47 punts for 2,157 yards (45.9 avg.); 81 kickoffs and 54 touchbacks.

- 1st-team all-league.
- 2nd-team all-state.

OFF THE FIELD

PERSONAL:

- **MAJOR:** Business and political science.

JASON SANDERS' NFL REGULAR SEASON STATS

| YEAR | TEAM | GP | FGM | FGA | PCT | LG | XPM | XPA | PCT | PTS |
|-------------------|-------|-----------|-----------|-----------|-------------|-----------|-----------|-----------|-------------|-----------|
| 2018 | MIAMI | 12 | 16 | 17 | 94.1 | 50 | 26 | 27 | 96.3 | 74 |
| NFL TOTALS | | 12 | 16 | 17 | 94.1 | 50 | 26 | 27 | 96.3 | 74 |


SANDERS' GAME-TYING OR WINNING 4TH QUARTER/OVERTIME KICKS (1)

| DATE | OPP | SITUATION | DIST. | W/L | FINAL SCORE |
|-------------|----------|--|----------|-----|-------------|
| 1. 10/14/18 | vs. Chi. | Tied 28-28 on the final play of overtime | 47 yards | W | 31-28* |

* Overtime game

ADDITIONAL STATS

Kickoffs: 54 kickoffs and 44 touchbacks in 2018.



81

DURHAM SMYTHE

TIGHT END // 6-6 // 248 // NOTRE DAME '18
 ACQUIRED: D4A, '18
 HOMETOWN: BELTON, TEXAS // BORN: 8/9/95
 NFL: ROOKIE SEASON // DOLPHINS: ROOKIE SEASON

NFL CAREER

TRANSACTIONS:

- 4th-round pick (123rd overall) by Miami in the 2018 NFL draft.

CAREER HIGHLIGHTS:

- Played in 11 career games with 1 start.
- 2 receptions for 27 yards (13.5 avg.).
- 1 kickoff return for 0 yards (0.0 avg.).

2018 (MIAMI):

- Played in 10 games with 1 start.
- Inactive for 1 game.
- 2 receptions for 27 yards (13.5 avg.).
- 1 kickoff return for 0 yards (0.0 avg.).

AT INDIANAPOLIS (11/25):

- 2 receptions for 27 yards (13.5 avg.).
- Made 1st career start.
- Made 1st career reception on a 21-yard pass from QB Ryan Tannehill.

BEFORE THE NFL

COLLEGE (NOTRE DAME):

- 4-year letterman (2014-17) and 2-year starter.

CAREER: Played in 41 games with 28 starts; 28 receptions for 381 yards (13.6 avg.) and 6 TDs.

SENIOR (2017): Started all 13 games; 15 receptions for 244 yards (16.3 avg.) and 1 TD.

- Helped block for the 7th-best rushing offense in FBS (269.3 rushing yards per game), the school's best finish since 1995.
- Helped the school set a single-season rushing record with 3,503 rushing yards.

JUNIOR (2016): Started all 12 games; 9 receptions for 112 yards (12.4 avg.) and 4 TDs.

SOPHOMORE (2015): 3 starts; 3 receptions for 18 yards (6.0 avg.) and 1 TD.

REDSHIRT FRESHMAN (2014): Played in all 13 games; 1 reception for 7 yards.

- Redshirted in 2013.

HIGH SCHOOL (BELTON HS – BELTON, TEXAS)

- Played defensive end as a freshman before moving to tight end.

SENIOR (2012): 37 receptions for 547 yards (14.8 avg.) and 6 TDs.

- 1st-team all-district.

JUNIOR (2011): 22 receptions for 341 yards (15.5 avg.) and 3 TDs.

- 1st-team all-district.

SOPHOMORE (2010): 8 receptions for 120 yards (15.0 avg.) and 2 TDs.

OFF THE FIELD

PERSONAL:

- MAJOR: Sociology.

DURHAM SMYTHE'S NFL REGULAR SEASON STATS

| YEAR | TEAM | GP | GS | RECEIVING | | | | | RUSHING | | | | |
|-------------------|-------|-----------|----------|-----------|-----------|-------------|-----------|----------|----------|----------|------------|----------|----------|
| | | | | REC | YDS | AVG | LG | TD | ATT | YDS | AVG | LG | TD |
| 2018 | MIAMI | 11 | 1 | 2 | 27 | 13.5 | 21 | 0 | 0 | 0 | 0.0 | - | 0 |
| NFL TOTALS | | 11 | 1 | 2 | 27 | 13.5 | 21 | 0 | 0 | 0 | 0.0 | - | 0 |

ADDITIONAL STATS

Kickoff Returns: 1 for 0 yards in 2018.



93

AKEEM SPENCE

DEFENSIVE TACKLE // 6-1 // 307 // ILLINOIS '13

ACQUIRED: T, '18 (DET.)

HOMETOWN: FORT WALTON BEACH, FLA. // BORN: 11/29/91

NFL: SIXTH SEASON // DOLPHINS: FIRST SEASON

NFL CAREER

TRANSACTIONS:

- Traded from Detroit to Miami on May 3, 2018.
- Signed by Detroit as an unrestricted free agent from Tampa Bay on March 9, 2017.
- 4th-round pick (100th overall) by Tampa Bay in the 2013 NFL draft.

CAREER HIGHLIGHTS:

- Played in 84 career games with 53 starts.
- 168 tackles (102 solo), 10.5 sacks, 1 forced fumble and 3 fumble recoveries.
- 1 special teams fumble recovery.
- Has played in 43 consecutive games.

2018 (MIAMI):

- Started 12 games.
- 33 tackles (19 solo) and 2 sacks.
- 1 special teams fumble recovery.

VS. TENNESSEE (9/9): 4 tackles (2 solo).

- Made Dolphins debut.

VS. N.Y. JETS (11/4): 3 tackles (2 solo) and 2 sacks.

- Sacked QB Sam Darnold on 2nd-and-16 for a loss of 10 yards with 7:38 remaining in the game.
- Sacked QB Sam Darnold again on 3rd-and-10 for a loss of 5 yards with 3:07 remaining in the game.
- It was the 1st multi-sack game of his career.

AT INDIANAPOLIS (11/25): 7 solo tackles.

- Recovered a punt that was deflected by LB Kiko Alonso in the 3rd quarter.

2017 (DETROIT):

- Played in all 16 games with 11 starts.
- 39 tackles (19 solo), 3 sacks and 1 forced fumble.

VS. CAROLINA (10/8): 3 tackles (2 solo), 1 sack and 1 forced fumble.

- Strip-sacked QB Cam Newton on a 3rd down in the 4th quarter, forcing a loss of 8 yards and a missed field goal on the next snap.

VS. CHICAGO (12/16): 2 solo tackles and 1 sack.

AT CINCINNATI (12/24): 8 tackles (3 solo).

2016 (TAMPA BAY):

- Played in all 16 games with 4 starts.
- 19 tackles (10 solo) and 0.5 sacks.

VS. DENVER (10/2): 5 tackles (1 solo) and 0.5 sacks.

VS. ATLANTA (11/3): 4 tackles (3 solo).

AT SAN DIEGO (12/4): 2 solo tackles.

2015 (TAMPA BAY):

- Played in 8 games with 7 starts.
- Inactive for 1 contest.
- Missed the 1st 5 games on the physically unable to perform list.
- Missed the final 2 contests after being placed on injured reserve on Dec. 26.
- 11 tackles (8 solo).

VS. N.Y. GIANTS (11/8): 3 tackles (2 solo).

AT INDIANAPOLIS (11/29): 3 solo tackles.

2014 (TAMPA BAY):

- Played in all 16 games with 5 starts.
- 37 tackles (27 solo), 3 sacks and 2 fumble recoveries.

AT CLEVELAND (11/2): 4 tackles (3 solo) and 1 sack.

AT CAROLINA (12/14): 3 tackles (2 solo) and 1 fumble recovery.

- Recovered a fumble by RB Jonathan Stewart in the 3rd quarter.

VS. NEW ORLEANS (12/28): 3 tackles (2 solo) and 1 sack.

2013 (TAMPA BAY):

- Played in all 16 games with 14 starts.
- 29 tackles (19 solo), 1 sack and 1 fumble recovery.

AT N.Y. JETS (9/8): 2 solo tackles and 1 fumble recovery.

- Started in his NFL debut.

AT NEW ENGLAND (9/22): 4 tackles (3 solo) and 1 sack.

- Recorded his 1st career sack, a 6-yard loss of QB Tom Brady.

VS. SAN FRANCISCO (12/15): 3 solo tackles.

BEFORE THE NFL

COLLEGE (ILLINOIS):

- 3-year starter (2010-12).

CAREER: Started all 38 games; 186 tackles (65 solo), 3.5 sacks and 2 forced fumbles.

- Started 38 consecutive games – every contest in his collegiate career.

JUNIOR (2012): Started all 12 games; 72 tackles (32 solo), 1 sack and 1 forced fumble.

- All-Big Ten honorable mention.

SOPHOMORE (2011): Started all 13 games; 69 tackles (18 solo), 1.5 sacks and 1 forced fumble.

REDSHIRT FRESHMAN (2010): Started all 13 games; 45 tackles (15 solo) and 1 sack.

- 1st-team Freshman All-American.
- Redshirted in 2009.

OFF THE FIELD

PERSONAL:

- **MAJOR:** Communications.

HIGH SCHOOL (FORT WALTON BEACH HS – FORT WALTON BEACH, FLA.)

- Also threw shot put and discus in track.

SENIOR (2008): 80 tackles and 5 sacks.

JUNIOR (2007): 67 tackles and 2 sacks.

AKEEM SPENCE'S NFL REGULAR SEASON STATS

| YEAR | TEAM | GP | GS | TACKLES | | | | | INTERCEPTIONS | | | | | FUMBLES | | |
|-------------------|-----------|-----------|-----------|------------|------------|-----------|-------------|-------------|---------------|----------|----------|----------|----------|----------|----------|----------|
| | | | | TOT | SOLO | ASST | SK | YDS | INT | YDS | LG | TD | PD | FF | FR | |
| 2013 | TAMPA BAY | 16 | 14 | 29 | 19 | 10 | 1.0 | 6.0 | 0 | 0 | 0 | 0 | 0 | 0 | 0 | 1 |
| 2014 | TAMPA BAY | 16 | 5 | 37 | 27 | 10 | 3.0 | 15.5 | 0 | 0 | 0 | 0 | 0 | 0 | 0 | 2 |
| 2015 | TAMPA BAY | 8 | 7 | 11 | 8 | 3 | 1.0 | 1.0 | 0 | 0 | 0 | 0 | 0 | 0 | 0 | 0 |
| 2016 | TAMPA BAY | 16 | 4 | 19 | 10 | 9 | 0.5 | 0.5 | 0 | 0 | 0 | 0 | 0 | 0 | 0 | 0 |
| 2017 | DETROIT | 16 | 11 | 39 | 19 | 20 | 3.0 | 23.0 | 0 | 0 | 0 | 0 | 0 | 0 | 1 | 0 |
| 2018 | MIAMI | 12 | 12 | 33 | 19 | 14 | 2.0 | 10.0 | 0 | 0 | 0 | 0 | 0 | 0 | 0 | 1 |
| NFL TOTALS | | 84 | 53 | 168 | 102 | 66 | 10.5 | 56.0 | 0 | 0 | 0 | 0 | 0 | 0 | 1 | 4 |

SINGLE-GAME CAREER HIGHS

- Tackles:** 8 at Cincinnati, 12/24/17
Sacks: 2 vs. NY Jets, 11/4/18
Passes Defensed: 1 at Oakland, 9/28/14
Forced Fumbles: 1 vs. Carolina, 10/8/17
Fumble Recoveries: 1 3 times, last: at Carolina, 12/14/14



74

ZACH STERUP

TACKLE // 6-9 // 327 // NEBRASKA '15
ACQUIRED: FA, '17
HOMETOWN: HASTINGS, NEB. // BORN: 5/14/92
NFL: SECOND SEASON // DOLPHINS: SECOND SEASON

NFL CAREER

TRANSACTIONS:

- Signed by Miami on Nov. 7, 2017.
- Signed to Cleveland's practice squad on Sept. 9, 2017.
- Waived by Cleveland on Sept. 7, 2017.
- Signed by Cleveland on Jan. 2, 2017.
- Signed to Cleveland's practice squad on Dec. 5, 2016.
- Released from the N.Y. Jets practice squad on Nov. 29, 2016.
- Signed to the N.Y. Jets practice squad on Nov. 9, 2016.
- Released from Kansas City's practice squad on Nov. 8, 2016.
- Signed to Kansas City's practice squad on Nov. 2, 2016.
- Waived by Kansas City on Sept. 3, 2016.
- Signed by Kansas City as an undrafted college free agent on May 10, 2016.

CAREER HIGHLIGHTS:

- Played in 12 career games with 2 starts.

2018 (MIAMI):

- Played in 6 games with 1 start.
- Inactive for 6 games.

VS. N.Y. JETS (11/4): Played 24 offensive snaps at left and right tackle due to injuries on the offensive line.

AT GREEN BAY (11/11): Started at left tackle for an injured T Laremy Tunil.

2017 (MIAMI/CLEVELAND):

- Played in 6 games with 1 start for Miami.
- Inactive for 2 games with Miami.
- Signed by Miami on Nov. 7.
- Spent 8 weeks on Cleveland's practice squad.
- Spent the offseason and training camp with Cleveland before being waived on Sept. 7.

AT NEW ENGLAND (11/26): Played but did not record any stats.

- Made his NFL debut.

VS. BUFFALO (12/31): Started at left tackle.

- Made his 1st NFL start.

2016 (CLEVELAND/N.Y. JETS/KANSAS CITY):

- Spent time on the practice squads of Kansas City, N.Y. Jets and Cleveland.
- Spent the offseason and training camp with Kansas City before being waived on Sept. 3.

BEFORE THE NFL

COLLEGE (NEBRASKA):

- 4-year letterman (2012-15) and 2-year starter.

CAREER: Played in 31 games with 16 starts.

SENIOR (2015): Played in 9 games with 6 starts at both guard and tackle.

- Husker Pride Award winner, given to the player the coaching staff recognizes as being someone who has represented Nebraska football for all the right reasons and has represented Nebraska both on and off the field in a first-class manner.

JUNIOR (2014): Started 10 games at right tackle.

SOPHOMORE (2013): Played in 11 games.

REDSHIRT FRESHMAN (2012): Played in 4 games.

- Redshirted in 2011.

HIGH SCHOOL (ST. CECILIA HS – HASTINGS, NEB.)

- Played offensive and defensive line.
- Also played basketball and helped his school win 3 straight state championships.

SENIOR (2010): 58 tackles and 4 sacks.

- Helped his team win the state title.
- 1st-team all-state.

OFF THE FIELD

COMMUNITY:

- Is actively involved in the Team Jack Foundation, funding research for pediatric brain cancer.

PERSONAL:

- **PRONUNCIATION:** Last name is pronounced STIR-up.
- **MAJOR:** Economics and finance.


ZACH STERUP'S NFL REGULAR SEASON STATS

GAMES/STARTS: 2017: 6/1, 2018: 6/1

NFL TOTALS: 12/2

10

KENNY STILLS



WIDE RECEIVER // 6-1 // 202 // OKLAHOMA '13
 ACQUIRED: T, 2015 (N.O.)
 HOMETOWN: SAN DIEGO, CALIF. // BORN: 4/22/92
 NFL: SIXTH SEASON // DOLPHINS: FOURTH SEASON

NFL CAREER

TRANSACTIONS:

- Traded from New Orleans to Miami on March 13, 2015.
- 5th-round pick (144th overall) by New Orleans in the 2013 NFL draft.

CAREER HONORS:

- 2017 Nat Moore Community Service Award.
- 2017 Walter Payton Man of the Year Nominee.
- 2016 Nat Moore Community Service Award.

CAREER HIGHLIGHTS:

- Played in 90 career games with 67 starts.
- 246 receptions for 3,954 yards (16.1 avg.) and 31 TDs.
- 2 punt returns for 6 yards (3.0 avg.).
- Had a streak of 70 consecutive games played and 40 consecutive starts snapped when he missed the Oct. 25, 2018 game at Houston.
- Missed just 2 games in his 6-year NFL career.
- Is 3rd in the NFL with 14 20+ yard TD receptions since 2016.
- Has caught at least 1 pass in 38 straight games he's played in.
- Is 2nd in the NFL in yards per catch since entering the league in 2013 (min. 200 rec.):

NFL RECEIVING AVERAGE LEADERS (2013-18)

| PLAYER | TEAM(S) | REC | YDS | AVG |
|------------------------|--------------|------------|--------------|-------------|
| 1. DeSean Jackson | Phi./Was./TB | 314 | 5,452 | 17.4 |
| 2. KENNY STILLS | MIA. | 246 | 3,954 | 16.1 |
| 3. Rob Gronkowski | NE | 322 | 5,046 | 15.7 |

- His 17.3 yards per catch was 3rd in the NFL in 2016 (min. 32 rec.):

NFL RECEIVING AVERAGE LEADERS (2016)

| PLAYER | TEAM | REC | YDS | AVG |
|------------------------|--------------|-----------|------------|-------------|
| 1. DeSean Jackson | Washington | 56 | 1,005 | 17.9 |
| 2. Chris Hogan | NE | 38 | 680 | 17.9 |
| 3. KENNY STILLS | MIAMI | 42 | 726 | 17.3 |
| 4. Julio Jones | Atlanta | 83 | 1,409 | 17.0 |
| 5. Marvin Jones | Detroit | 55 | 930 | 16.9 |

- Tied for 6th in the NFL in touchdown receptions in 2016:

NFL RECEIVING TD LEADERS (2016)

| PLAYER | TEAM | REC | YDS | TD |
|------------------------|--------------|-----------|------------|----------|
| 1. Jordy Nelson | Green Bay | 97 | 1,257 | 14 |
| 2. Davante Adams | Green Bay | 75 | 997 | 12 |
| Antonio Brown | Pittsburgh | 106 | 1,284 | 12 |
| Mike Evans | Tampa Bay | 96 | 1,321 | 12 |
| 5. Odell Beckham Jr. | N.Y. Giants | 101 | 1,367 | 10 |
| 6. KENNY STILLS | MIAMI | 42 | 726 | 9 |
| Rishard Matthews | Tennessee | 65 | 945 | 9 |
| Michael Thomas | New Orleans | 92 | 1,137 | 9 |

- Led the NFL in yards per reception as a rookie in 2013:

NFL RECEIVING AVERAGE LEADERS (2013)

| PLAYER | TEAM | REC | YDS | AVG |
|------------------------|--------------|-----------|------------|-------------|
| 1. KENNY STILLS | NO | 32 | 641 | 20.0 |
| 2. Josh Gordon | Cleveland | 87 | 1,646 | 18.9 |
| 3. Riley Cooper | Philadelphia | 47 | 835 | 17.8 |
| 4. Calvin Johnson | Detroit | 84 | 1,492 | 17.8 |
| 5. Torrey Smith | Baltimore | 65 | 1,128 | 17.4 |

2018 (MIAMI):

- Started 11 games.
- Inactive for 1 game.
- 24 receptions for 369 yards (15.4 avg.) and 5 TDs; 2 punt returns for 6 yards (3.0 avg.).
- Serves as a season-long team captain.

VS. TENNESSEE (9/9):

- 4 receptions for 106 yards (26.5 avg.) and 2 TDs.
- Caught a 10-yard TD pass from QB Ryan Tannehill in the 2nd quarter.
- Hauled in a 75-yard TD catch in the 4th quarter to give Miami a 24-10 lead. It was the 2nd-longest reception of his career.
- This was the 3rd multi-TD game of his career.

VS. OAKLAND (9/23):

- 3 receptions for 61 yards (20.3 avg.) and 1 TD.
- Caught a 34-yard TD pass from QB Ryan Tannehill in the 2nd quarter.

VS. BUFFALO (12/2):

- 4 receptions for 37 yards (9.3 avg.) and 1 TD; 2 punt returns for 6 yards (3.0 avg.).
- Scored on a 13-yard pass from QB Ryan Tannehill with 8:42 remaining in the game to give Miami a 21-17 lead.
- Made 1st career punt return.

2017 (MIAMI):

- Started all 16 games.
- 58 receptions for 847 yards (14.6 avg.) and 6 TDs.

- Selected by teammates to serve as a season-long team captain.

AT BALTIMORE (10/26): 5 receptions for 65 yards (13.0 avg.).

- Eclipsed 3,000 career receiving yards.
- At the time, became 1 of 62 active NFL wide receivers to top 3,000 career receiving yards.

VS. TAMPA BAY (11/19): 7 receptions for 180 yards (25.7 avg.) and 1 TD.

- His 180 receiving yards tied for the seventh-most in a game in team history.
- His 25.7 yards per catch in the game was the 4th-best mark in a single game in team history.
- It was the 5th 100-yard game of his career.

VS. DENVER (12/3): 5 receptions for 98 yards (19.6 avg.) and 1 TD.

HONORS:

- Nat Moore Community Service Award winner.
- Walter Payton Man of the Year nominee.

2016 (MIAMI):

- Started all 16 games.
- 42 receptions for 726 yards (17.3 avg.) and 9 TDs.
- 9 TD receptions led the team and were tied for 6th in the NFL.
- 17.3 yards per reception was 3rd in the NFL.
- 13.0 yards at catch average was 2nd in the league.
- Caught a touchdown in each of the final 4 regular season games.

VS. BUFFALO (10/23): 5 receptions for 100 yards (20.0 avg.) and 1 TD.

- Caught a 66-yard TD pass from QB Ryan Tannehill with 2:24 remaining to put Miami up 28-17.
- It was the fourth 100-yard game of his career.

VS. ARIZONA (12/11): 6 receptions for 97 yards (16.2 avg.) and 1 TD.

- Caught a 29-yard pass from QB Matt Moore to place Miami at the Arizona 1-yard line, setting up a K Andrew Franks 21-yard field goal to win the game.

AT N.Y. JETS (12/17): 1 reception for 52 yards (52.0 avg.) and 1 TD.

- Caught a 52-yard TD pass from QB Matt Moore in the second quarter to give Miami a 13-7 lead.

POSTSEASON:

AFC WILD CARD AT PITTSBURGH (1/8): 5 receptions for 82 yards (16.4 avg.).

HONORS:

- Nat Moore Community Service Award winner.

2015 (MIAMI):

- Played in all 16 games with 8 starts.
- 27 receptions for 440 yards (16.3 avg.) and 3 TDs.

AT WASHINGTON (9/13): 1 reception for 12 yards (12.0 avg.).

- Made his Dolphins debut.

VS. N.Y. JETS (10/4): 5 receptions for 81 yards (16.2 avg.) and 1 TD.

- Hauled in a 10-yard TD pass from QB Ryan Tannehill in the fourth quarter.

AT BUFFALO (11/8): 3 receptions for 74 yards (24.7 avg.).

VS. N.Y. GIANTS (12/14): 2 receptions for 49 yards (24.5 avg.) and 1 TD.

- Caught a 47-yard TD pass from QB Ryan Tannehill to give Miami a 24-17 third-quarter lead.

2014 (NEW ORLEANS):

- Played in 15 games with 6 starts.
- Inactive for 1 game.
- 63 receptions for 931 yards (14.8 avg.) and 3 TDs.

AT DETROIT (10/19): 5 receptions for 103 yards (20.6 avg.) and 1 TD.

- It was the 2nd 100-yard game of his career.
- Caught a 46-yard TD pass from QB Drew Brees to give New Orleans a 17-3 lead in the 3rd quarter.

VS. BALTIMORE (11/24): 8 receptions for 98 yards (12.3 avg.).

AT PITTSBURGH (11/30): 5 receptions for 162 yards (12.3 avg.) and 1 TD.

- His 162 receiving yards were a season high.
- It was the 3rd 100-yard game of his career.
- Hauled in a 69-yard TD pass from QB Drew Brees in the 3rd quarter to give his team a 28-13 lead.

2013 (NEW ORLEANS):

- Played in all 16 games with 10 starts.
- 32 receptions for 641 yards (20.0 avg.) and 5 TDs.
- Led the NFL with a 20.0 yards per catch average, the highest by a rookie in Saints history.

VS. ATLANTA (9/8): 2 receptions for 86 yards (43.0 avg.).

- Made his NFL debut.

AT TAMPA BAY (9/15): 1 reception for 10 yards (10.0 avg.).

- Made his 1st NFL start.

VS. BUFFALO (10/27): 3 receptions for 129 yards (43.0 avg.) and 2 TDs.

- It was the 1st 100-yard game and 1st multi-touchdown game of his career.
- His 43.0 receiving average in the game was the 4th-highest in Saints history at the time.
- Caught a 69-yard TD pass from QB Drew Brees to give New Orleans a second-quarter lead.
- Reeled in a 42-yard TD strike from Brees to extend the team's 4th-quarter lead.

VS. TAMPA BAY (12/29): 1 reception for 76 yards (76.0 avg.) and 1 TD.

- Caught a 76-yard TD pass from Brees with 2:40 left in the second quarter.

POSTSEASON:

NFC WILD CARD AT PHILADELPHIA (1/4): 3 receptions for 35 yards (11.7 avg.).

NFC DIVISIONAL AT SEATTLE (1/11): Played but did not record any stats.

BEFORE THE NFL

COLLEGE (OKLAHOMA):

- 3-year starter (2010-12).

CAREER: Started 38 games; 204 receptions for 2,594 yards (12.7 avg.) and 24 TDs.

- Left school ranked No. 4 in career receptions, No. 3 in receiving yards and No. 5 in TD catches.

JUNIOR (2012): Started all 13 games; 82 receptions for 959 yards (11.7 avg.) and 11 TDs.

- His 82 receptions were 5th on the school's single-season record list at the time.
- Posted 3 100-yard games and 10 games with 6+ receptions.

- 2nd-team All-Big 12.

SOPHOMORE (2011): Started 11 games; 61 receptions for 848 yards (13.9 avg.) and 8 TDs.

- His 61 receptions were 2nd on the team and 6th in the Big 12.
- Posted 3 100-yard games and 4 games with 7+ receptions.
- 2nd-team All-Big 12.

TRUE FRESHMAN (2010): Started all 14 games; 61 receptions for 786 yards (12.9 avg.) and 5 TDs.

- His 61 receptions and 786 receiving yards broke school records for a freshman.
- 1st-team Freshman All-American.

HIGH SCHOOL (LA COSTA CANYON – CARLSBAD, CALIF.)

- Broke the San Diego area career record with 3,041 receiving yards.

SENIOR (2009): 45 receptions for 914 yards (20.3 avg.) and 10 TDs.

- 1st-team All-CIF honors.

JUNIOR (2008): 62 receptions for 1,500 yards (24.2 avg.) and 17 TDs.

Moore Community Service Award.

- Selected by the Dolphins as their 2017 Walter Payton Man of the Year nominee.
- Drove to a number of different states to do community events in numerous locations in 2018.
- Helped donate football equipment to Miami's local NFL Youth Education Town center in 2018.
- Attended every community event during the 2016 season on player days off.
- Worked with the Dolphins and the Ross Initiative in Sports for Equality (RISE) to host a town hall meeting in 2016 that brought influential local leaders together with law enforcement to discuss actionable steps that could be taken to address issues of racial inequality and unite the community.
- Helped organize a police ride along program and has inspired other NFL players to host similar programs in their local communities.
- Helps fund CommUNITY tailgates, which bring local student-athletes, coaches, parents, community leaders, law enforcement and military personnel together at every Dolphins home game.

OFF THE FIELD

COMMUNITY:

- 2-time winner (2016-17) of the Dolphins' Nat

PERSONAL:

- **MAJOR:** Communications with an emphasis in broadcasting and electronic media.

KENNY STILL'S' NFL REGULAR SEASON STATS

| YEAR | TEAM | GP | GS | RECEIVING | | | | | RUSHING | | | | |
|-------------------|-------------|-----------|-----------|------------|-------------|-------------|------------|-----------|----------|----------|------------|----------|----------|
| | | | | REC | YDS | AVG | LG | TD | ATT | YDS | AVG | LG | TD |
| 2013 | NEW ORLEANS | 16 | 10 | 32 | 641 | 20.0 | 76t | 5 | 3 | 10 | 3.3 | 4 | 0 |
| 2014 | NEW ORLEANS | 15 | 6 | 63 | 931 | 14.8 | 69t | 3 | 1 | -2 | -2.0 | -2 | 0 |
| 2015 | MIAMI | 16 | 8 | 27 | 440 | 16.3 | 47t | 3 | 0 | 0 | 0.0 | 0 | 0 |
| 2016 | MIAMI | 16 | 16 | 42 | 726 | 17.3 | 74t | 9 | 0 | 0 | 0.0 | 0 | 0 |
| 2017 | MIAMI | 16 | 16 | 58 | 847 | 14.6 | 61t | 6 | 0 | 0 | 0.0 | 0 | 0 |
| 2018 | MIAMI | 11 | 11 | 24 | 369 | 15.4 | 75t | 5 | 0 | 0 | 0.0 | 0 | 0 |
| NFL TOTALS | | 90 | 67 | 246 | 3954 | 16.1 | 76t | 31 | 4 | 8 | 2.0 | 4 | 0 |

KENNY STILL'S' NFL REGULAR SEASON RETURNING STATS

| YEAR | TEAM | KR | KICKOFF RETURN | | | | PUNT RETURN | | | | | |
|-------------------|-------------|----------|----------------|------------|----------|----------|-------------|----------|----------|------------|----------|----------|
| | | | YDS | AVG | LG | TD | PR | FC | YDS | AVG | LG | TD |
| 2013 | NEW ORLEANS | 0 | 0 | 0.0 | - | 0 | 0 | 0 | 0.0 | - | 0 | |
| 2014 | NEW ORLEANS | 0 | 0 | 0.0 | - | 0 | 0 | 0 | 0.0 | - | 0 | |
| 2015 | MIAMI | 0 | 0 | 0.0 | - | 0 | 0 | 0 | 0.0 | - | 0 | |
| 2016 | MIAMI | 0 | 0 | 0.0 | - | 0 | 0 | 0 | 0.0 | - | 0 | |
| 2017 | MIAMI | 0 | 0 | 0.0 | - | 0 | 0 | 0 | 0.0 | - | 0 | |
| 2018 | MIAMI | 0 | 0 | 0.0 | - | 0 | 2 | 1 | 6 | 3.0 | 6 | 0 |
| NFL TOTALS | | 0 | 0 | 0.0 | - | 0 | 2 | 1 | 6 | 3.0 | 6 | 0 |

KENNY STILL'S' NFL PLAYOFF STATS

| YEAR | TEAM | GP | GS | RECEIVING | | | | | RUSHING | | | | |
|-----------------------|-------------|----------|----------|-----------|------------|-------------|-----------|----------|----------|----------|------------|----------|----------|
| | | | | REC | YDS | AVG | LG | TD | ATT | YDS | AVG | LG | TD |
| 2013 | NEW ORLEANS | 2 | 1 | 3 | 35 | 11.7 | 14 | 0 | 1 | 1 | 1.0 | 1 | 0 |
| 2016 | MIAMI | 1 | 1 | 5 | 82 | 16.4 | 36 | 0 | 0 | 0 | 0.0 | 0 | 0 |
| PLAYOFF TOTALS | | 3 | 2 | 8 | 117 | 14.6 | 36 | 0 | 1 | 1 | 1.0 | 1 | 0 |

KENNY STILL'S' NFL PLAYOFF RETURNING STATS

| YEAR | TEAM | KR | KICKOFF RETURN | | | | PUNT RETURN | | | | |
|-------------------|-------------|----------|----------------|------------|----------|----------|-------------|----------|------------|----------|----------|
| | | | YDS | AVG | LG | TD | PR | FC | YDS | AVG | LG |
| 2013 | NEW ORLEANS | 0 | 0 | 0.0 | - | 0 | 0 | 0 | 0.0 | - | 0 |
| 2016 | MIAMI | 0 | 0 | 0.0 | - | 0 | 0 | 0 | 0.0 | - | 0 |
| NFL TOTALS | | 0 | 0 | 0.0 | - | 0 | 0 | 0 | 0.0 | - | 0 |

ADDITIONAL STATS

Miscellaneous Tackles: (New Orleans) 1 in 2013, 1 in 2014, (Miami) 4 in 2016, 3 in 2017, 2 in 2018 for total of 11.

Special Teams Fumble Recoveries: (Miami) 1 in 2018.

SINGLE-GAME CAREER HIGHS

Receptions: 8 vs. Baltimore, 11/24/14
Receiving Yards: 180 vs. Tampa Bay, 11/19/17
Longest Rec.: 76t vs. Tampa Bay, 12/29/13
TD Receptions: 2 twice, last: vs. N.Y. Jets, 10/22/17

100-YARD RECEIVING GAMES (6)

| DATE | OPPONENT | REC | YDS | AVG | LG | TD |
|----------|---------------|-----|-----|------|-----|----|
| 10/27/13 | BUFFALO | 3 | 129 | 43.0 | 69t | 2 |
| 10/19/14 | at Detroit | 5 | 103 | 20.6 | 46t | 1 |
| 11/30/14 | at Pittsburgh | 5 | 162 | 32.4 | 69t | 1 |
| 10/23/16 | BUFFALO | 5 | 100 | 20.0 | 66t | 1 |
| 11/19/17 | TAMPA BAY | 7 | 180 | 25.7 | 61 | 1 |
| 9/9/18 | TENNESSEE | 4 | 106 | 26.5 | 75t | 2 |

2013 GAME-BY-GAME STATS (NEW ORLEANS)

| DATE | OPPONENT | P/S | REC | YDS | AVG | LG | TD |
|--------------------|----------------|--------------|-----------|------------|-------------|------------|----------|
| 09/08 | ATLANTA | 1/0 | 2 | 86 | 43.0 | 67 | 0 |
| 09/15 | at Tampa Bay | 1/1 | 1 | 10 | 10.0 | 10 | 0 |
| 09/22 | ARIZONA | 1/1 | 0 | 0 | 0.0 | - | 0 |
| 09/30 | MIAMI | 1/0 | 4 | 38 | 9.5 | 18 | 0 |
| 10/06 | at Chicago | 1/0 | 0 | 0 | 0.0 | - | 0 |
| 10/13 | at New England | 1/1 | 3 | 64 | 21.3 | 34t | 1 |
| 10/27 | BUFFALO | 1/1 | 3 | 129 | 43.0 | 69t | 2 |
| 11/03 | at N.Y. Jets | 1/0 | 3 | 35 | 11.7 | 19 | 0 |
| 11/10 | DALLAS | 1/0 | 3 | 75 | 25.0 | 52t | 1 |
| 11/17 | SAN FRANCISCO | 1/0 | 1 | 11 | 11.0 | 11 | 0 |
| 11/21 | at Atlanta | 1/1 | 2 | 22 | 11.0 | 16 | 0 |
| 12/02 | at Seattle | 1/1 | 1 | 3 | 3.0 | 3 | 0 |
| 12/08 | CAROLINA | 1/1 | 2 | 22 | 11.0 | 14 | 0 |
| 12/15 | at St. Louis | 1/1 | 4 | 47 | 11.8 | 20 | 0 |
| 12/22 | at Carolina | 1/1 | 2 | 23 | 11.5 | 19 | 0 |
| 12/29 | TAMPA BAY | 1/0 | 1 | 76 | 76.0 | 76t | 1 |
| 2013 TOTALS | | 16/10 | 32 | 641 | 20.0 | 76t | 5 |

| DATE | OPPONENT | P/S | REC | YDS | AVG | LG | TD |
|-----------------------|------------------|------------|----------|-----------|-------------|-----------|----------|
| 01/04 | at Philadelphia* | 1/1 | 3 | 35 | 11.7 | 14 | 0 |
| 01/11 | at Seattle** | 1/0 | 0 | 0 | 0.0 | - | 0 |
| PLAYOFF TOTALS | | 2/1 | 3 | 35 | 11.7 | 14 | 0 |

* NFC Wild Card game

** NFC Divisional game

2014 GAME-BY-GAME STATS (NEW ORLEANS)

| DATE | OPPONENT | P/S | REC | YDS | AVG | LG | TD |
|--------------------|---------------|-------------|-----------|------------|-------------|------------|----------|
| 09/07 | at Atlanta | | INACTIVE | | | | |
| 09/14 | at Cleveland | 1/1 | 3 | 25 | 8.3 | 14 | 0 |
| 09/21 | MINNESOTA | 1/1 | 4 | 38 | 9.5 | 15 | 0 |
| 09/28 | at Dallas | 1/0 | 2 | 62 | 31.0 | 46 | 0 |
| 10/05 | TAMPA BAY | 1/0 | 1 | 16 | 16.0 | 16 | 0 |
| 10/19 | at Detroit | 1/0 | 5 | 103 | 20.6 | 46t | 1 |
| 10/26 | GREEN BAY | 1/0 | 4 | 57 | 14.3 | 45 | 0 |
| 10/30 | at Carolina | 1/0 | 5 | 72 | 14.4 | 18 | 0 |
| 11/09 | SAN FRANCISCO | 1/1 | 3 | 26 | 8.7 | 16 | 0 |
| 11/16 | CINCINNATI | 1/1 | 4 | 32 | 8.0 | 16 | 1 |
| 11/24 | BALTIMORE | 1/1 | 8 | 98 | 12.3 | 33 | 0 |
| 11/30 | at Pittsburgh | 1/0 | 5 | 162 | 32.4 | 69t | 1 |
| 12/07 | CAROLINA | 1/0 | 3 | 23 | 7.7 | 14 | 0 |
| 12/15 | at Chicago | 1/1 | 5 | 67 | 13.4 | 21 | 0 |
| 12/21 | ATLANTA | 1/0 | 6 | 68 | 11.3 | 22 | 0 |
| 12/28 | at Tampa Bay | 1/0 | 5 | 82 | 16.4 | 44 | 0 |
| 2014 TOTALS | | 15/6 | 63 | 931 | 14.8 | 69t | 3 |

2015 GAME-BY-GAME STATS (MIAMI)

| DATE | OPPONENT | P/S | REC | YDS | AVG | LG | TD |
|--------------------|-----------------|-------------|-----------|------------|-------------|------------|----------|
| 09/13 | at Washington | 1/0 | 1 | 12 | 12.0 | 12 | 0 |
| 09/20 | at Jacksonville | 1/0 | 2 | 8 | 4.0 | 8 | 0 |
| 09/27 | BUFFALO | 1/0 | 0 | 0 | 0.0 | - | 0 |
| 10/04 | N.Y. JETS | 1/0 | 5 | 81 | 16.2 | 42 | 1 |
| 10/18 | at Tennessee | 1/1 | 2 | 46 | 23.0 | 38 | 0 |
| 10/25 | HOUSTON | 1/1 | 0 | 0 | 0.0 | - | 0 |
| 10/29 | at New England | 1/1 | 3 | 58 | 19.3 | 25 | 0 |
| 11/08 | at Buffalo | 1/1 | 3 | 74 | 24.7 | 46 | 0 |
| 11/15 | at Philadelphia | 1/0 | 0 | 0 | 0.0 | - | 0 |
| 11/22 | DALLAS | 1/1 | 2 | 52 | 26.0 | 29t | 1 |
| 11/29 | at N.Y. Jets | 1/1 | 2 | 12 | 6.0 | 7 | 0 |
| 12/06 | BALTIMORE | 1/1 | 0 | 0 | 0.0 | - | 0 |
| 12/14 | N.Y. GIANTS | 1/0 | 2 | 49 | 24.5 | 47t | 1 |
| 12/20 | at San Diego | 1/0 | 1 | 23 | 23.0 | 23 | 0 |
| 12/27 | INDIANAPOLIS | 1/0 | 3 | 14 | 4.7 | 9 | 0 |
| 01/03 | NEW ENGLAND | 1/1 | 1 | 11 | 11.0 | 11 | 0 |
| 2015 TOTALS | | 16/8 | 27 | 440 | 16.3 | 47t | 3 |

2016 GAME-BY-GAME STATS (MIAMI)

| DATE | OPPONENT | P/S | REC | YDS | AVG | LG | TD |
|--------------------|----------------|--------------|-----------|------------|-------------|------------|----------|
| 09/11 | at Seattle | 1/1 | 1 | 16 | 16.0 | 16 | 0 |
| 09/18 | at New England | 1/1 | 2 | 39 | 19.5 | 24t | 1 |
| 09/25 | CLEVELAND | 1/1 | 5 | 76 | 15.2 | 28 | 0 |
| 09/29 | at Cincinnati | 1/1 | 1 | 74 | 74.0 | 74t | 1 |
| 10/09 | TENNESSEE | 1/1 | 0 | 0 | 0.0 | - | 0 |
| 10/16 | PITTSBURGH | 1/1 | 2 | 12 | 6.0 | 7 | 0 |
| 10/23 | BUFFALO | 1/1 | 5 | 100 | 20.0 | 66t | 1 |
| 11/06 | N.Y. JETS | 1/1 | 1 | 11 | 11.0 | 11 | 0 |
| 11/13 | at San Diego | 1/1 | 2 | 47 | 23.5 | 39t | 1 |
| 11/20 | at L.A. Rams | 1/1 | 4 | 33 | 8.3 | 15 | 0 |
| 11/27 | SAN FRANCISCO | 1/1 | 3 | 72 | 24.0 | 43t | 1 |
| 12/04 | at Baltimore | 1/1 | 2 | 21 | 10.5 | 12 | 0 |
| 12/11 | ARIZONA | 1/1 | 6 | 97 | 16.2 | 29 | 1 |
| 12/17 | at N.Y. Jets | 1/1 | 1 | 52 | 52.0 | 52t | 1 |
| 12/24 | at Buffalo | 1/1 | 3 | 35 | 11.7 | 17 | 1 |
| 01/01 | NEW ENGLAND | 1/1 | 4 | 41 | 10.3 | 25t | 1 |
| 2016 TOTALS | | 16/16 | 42 | 726 | 17.3 | 74t | 9 |

| DATE | OPPONENT | P/S | REC | YDS | AVG | LG | TD |
|-------|----------------|-----|-----|-----|------|----|----|
| 01/08 | at Pittsburgh* | 1/1 | 5 | 82 | 16.4 | 36 | 0 |

* AFC Wild Card game

2017 GAME-BY-GAME STATS (MIAMI)

| DATE | OPPONENT | P/S | REC | YDS | AVG | LG | TD |
|--------------------|------------------|--------------|-----------|------------|-------------|------------|----------|
| 09/17 | at L.A. Chargers | 1/1 | 2 | 37 | 18.5 | 29t | 1 |
| 09/24 | at N.Y. Jets | 1/1 | 4 | 51 | 12.8 | 17 | 0 |
| 10/01 | NEW ORLEANS | 1/1 | 3 | 13 | 4.3 | 6 | 0 |
| 10/08 | TENNESSEE | 1/1 | 1 | 13 | 13.0 | 13 | 0 |
| 10/15 | at Atlanta | 1/1 | 4 | 49 | 12.3 | 18 | 1 |
| 10/22 | N.Y. JETS | 1/1 | 6 | 85 | 14.2 | 36 | 2 |
| 10/26 | at Baltimore | 1/1 | 5 | 65 | 13.0 | 28 | 0 |
| 11/05 | OAKLAND | 1/1 | 3 | 28 | 9.3 | 14 | 0 |
| 11/13 | at Carolina | 1/1 | 5 | 67 | 13.4 | 21 | 0 |
| 11/19 | TAMPA BAY | 1/1 | 7 | 180 | 25.7 | 61t | 1 |
| 11/26 | at New England | 1/1 | 3 | 47 | 15.7 | 28 | 0 |
| 12/03 | DENVER | 1/1 | 5 | 98 | 19.6 | 23t | 1 |
| 12/11 | NEW ENGLAND | 1/1 | 2 | 18 | 9.0 | 11 | 0 |
| 12/17 | at Buffalo | 1/1 | 1 | 8 | 8.0 | 8 | 0 |
| 12/24 | at Kansas City | 1/1 | 4 | 54 | 13.5 | 16 | 0 |
| 12/31 | BUFFALO | 1/1 | 3 | 34 | 11.3 | 16 | 0 |
| 2017 TOTALS | | 16/16 | 58 | 847 | 14.6 | 61t | 6 |

2018 GAME-BY-GAME STATS (MIAMI)

| DATE | OPPONENT | P/S | REC | YDS | AVG | LG | TD | |
|--------------------|-----------------|--------------|-----------|------------|-------------|------------|----------|--|
| 09/09 | TENNESSEE | 1/1 | 4 | 106 | 26.5 | 75t | 2 | |
| 09/16 | at N.Y. Jets | 1/1 | 2 | 17 | 8.5 | 13 | 0 | |
| 09/23 | OAKLAND | 1/1 | 3 | 61 | 20.3 | 34t | 1 | |
| 09/30 | at New England | 1/1 | 3 | 40 | 13.3 | 22 | 0 | |
| 10/07 | at Cincinnati | 1/1 | 2 | 17 | 8.5 | 13 | 0 | |
| 10/14 | CHICAGO | 1/1 | 1 | 35 | 35.0 | 35 | 0 | |
| 10/21 | DETROIT | 1/1 | 1 | 5 | 5.0 | 5t | 1 | |
| 10/25 | at Houston | | INACTIVE | | | | | |
| 11/04 | N.Y. JETS | 1/1 | 1 | 19 | 19.0 | 19 | 0 | |
| 11/11 | at Green Bay | 1/1 | 2 | 26 | 13.0 | 18 | 0 | |
| 11/25 | at Indianapolis | 1/1 | 1 | 6 | 6.0 | 6 | 0 | |
| 12/02 | BUFFALO | 1/1 | 4 | 37 | 9.3 | 13t | 1 | |
| 12/09 | NEW ENGLAND | | | | | | | |
| 12/16 | at Minnesota | | | | | | | |
| 12/23 | JACKSONVILLE | | | | | | | |
| 12/30 | at Buffalo | | | | | | | |
| 2018 TOTALS | | 11/11 | 24 | 369 | 15.4 | 75t | 5 | |



66 TRAVIS SWANSON

CENTER // 6-5 // 304 // ARKANSAS '14
ACQUIRED: FA, '18
HOMETOWN: HOUSTON, TEXAS // BORN: 1/30/91
NFL: FIFTH SEASON // DOLPHINS: FIRST SEASON

NFL CAREER

TRANSACTIONS:

- Signed by Miami on Sept. 11, 2018.
- Released by Miami on Sept. 5, 2018.
- Signed by Miami on Sept. 3, 2018.
- Released by the N.Y. Jets on Sept. 1, 2018.
- Signed by the N.Y. Jets as an unrestricted free agent from Detroit on April 5, 2018.
- 3rd-round pick (76th overall) by Detroit in the 2014 NFL draft.

CAREER HIGHLIGHTS:

- Played in 61 career games with 49 starts.
- Has allowed just 7.0 sacks and flagged for only 8 penalties.

2018 (N.Y. JETS/MIAMI):

- Played in 8 games with 7 starts.
- Dressed but did not play in 2 games.
- Inactive for 1 game.
- Signed by Miami on Sept. 11.
- Released by Miami on Sept. 5.
- Signed with Miami on Sept. 3.
- Spent the offseason and training camp with the N.Y. Jets before being released on Sept. 1.

AT NEW ENGLAND (9/30): Entered the game at center for an injured C Daniel Kilgore in the 2nd quarter.

AT CINCINNATI (10/6): Started at center.

VS. CHICAGO (10/14): Started at center.

- Protected QB Brock Osweiler, who completed 28-of-44 passes (63.6 pct.) for 380 yards and 3 TDs.
- Blocked for a running game that had 31 carries for 161 yards (5.2 avg.).

2017 (DETROIT):

- Started 11 games at center.
- Inactive for 4 games.
- Missed the final game of the season after being placed on injured reserve on Dec. 29.

VS. PITTSBURGH (10/29): Started at center.

- Helped protect QB Matthew Stafford, who passed for 423 yards.

2016 (DETROIT):

- Started 12 games at center.
- Inactive for 4 games.

VS. WASHINGTON (10/23): Started at center.

- Helped block for a game-winning drive for the 3rd consecutive week as the offense went 75 yards in 6 plays over the final 49 seconds for a 3-point victory.

POSTSEASON:

NFC WILD CARD AT SEATTLE (1/7): Inactive.

2015 (DETROIT):

- Started 14 games at center.
- Inactive for 1 game.
- Missed the final game of the season after being placed on injured reserve on Dec. 29.

VS. CHICAGO (10/18): Started at center.

- Helped protect QB Matthew Stafford, who passed for 405 yards and 4 TDs in the OT win.

2014 (DETROIT):

- Played in all 16 games with 5 starts – 3 at right guard, 1 at center and 1 as an extra offensive lineman.

AT ARIZONA (11/16): Started at right guard.

- Made his 1st NFL start.

POSTSEASON:

NFC WILD CARD AT DALLAS (1/4): Started at right guard.

BEFORE THE NFL

COLLEGE (ARKANSAS):

- 4-year starter (2010-13).

CAREER: Started all 50 games at center.

- Became 1st player in school history to start 50 consecutive games.
- Became the 2nd player in school history to start 50 games in a career.

SENIOR (2013): Started all 12 games.

- The team went 5-1 and averaged 201.7 rushing yards per game, 514.0 total yards per game and one sack allowed per game in the 6 contests he played in.
- 1st-team All-American.
- 1st-team All-SEC.
- Finalist for the Rimington Trophy (nation's top center).
- Part of an offensive line that set a school record by allowing just 8 sacks during the season.
- Team captain.

JUNIOR (2012): Started all 12 games.

- 2nd-team All-SEC.

- Team captain.

SOPHOMORE (2011): Started all 13 games.

- Helped the offense break 16 game or season school records and lead the SEC in total offense, passing offense and scoring offense.

REDSHIRT FRESHMAN (2010): Started all 13 games.

- SEC All-Freshman Team.
- Helped the offense break 24 game or season school records and the only offense to have both a 3,000-yard passer and 1,000-yard receiver in the same season in school history.
- Redshirted in 2009.

HIGH SCHOOL (KINGWOOD HS – KINGWOOD, TEXAS)

SENIOR (2008):

- 1st-team all-state.

OFF THE FIELD

PERSONAL:

- **MAJOR:** Sociology.

TRAVIS SWANSON'S NFL REGULAR SEASON STATS


GAMES/STARTS: 2014: 16/5, 2015: 14/14, 2016: 12/12, 2017: 11/11, (Miami) 2018: 8/7

NFL TOTALS: 61/49

TRAVIS SWANSON'S NFL PLAYOFF STATS

GAMES/STARTS: 2014: 1/1

PLAYOFF TOTALS: 1/1



17

RYAN Tannehill

QUARTERBACK // 6-4 // 207 // TEXAS A&M '12
 ACQUIRED: D1, '12
 HOMETOWN: BIG SPRING, TEXAS // BORN: 7/27/88
 NFL: SEVENTH SEASON // DOLPHINS: SEVENTH SEASON

NFL CAREER

TRANSACTIONS:

- 1st-round pick (8th overall) by Miami in the 2012 NFL draft.

CAREER HONORS:

- AFC Offensive Player of the Week (vs. Houston, 10/25/15).
- FedEx Air NFL Player of the Week (vs. Houston, 10/25/15).

CAREER HIGHLIGHTS:

- Started 84 career games.
- Completed 1,771-of-2,815 passes (62.9 pct.) for 19,768 yards and 119 TDs for a QB rating of 87.2.
- 241 carries for 1,165 yards (4.8 avg.) and 6 TDs.
- 2 receptions for 5 yards (2.5 avg.).
- Started 77 consecutive games to begin his NFL career.
- Has passed for 3,000 yards 4 times and 4,000 yards twice.
- Ranks 2nd in team history in career completion percentage (min. 250 attempts):

ALL-TIME DOLPHINS CAREER COMPLETION PERCENTAGE LEADERS

| PLAYER | YEARS | ATT | CMP | PCT |
|--------------------------|----------------|-------------|-------------|-------------|
| 1. Chad Pennington | 2008-10 | 552 | 373 | 67.6 |
| 2. RYAN Tannehill | 2012-18 | 2815 | 1771 | 62.9 |
| 3. Jay Cutler | 2017 | 429 | 266 | 62.0 |
| 4. Matt Moore | 2011-17 | 591 | 359 | 60.7 |
| 5. Chad Henne | 2009-11 | 1065 | 646 | 60.7 |

- Ranks 2nd in team history in career passer rating (min. 250 attempts):

DOLPHINS CAREER PASSER RATING LEADERS

| PLAYER | YEARS | YARDS | TD | INT | RATE |
|--------------------------|----------------|--------------|------------|-----------|-------------|
| 1. Chad Pennington | 2008-10 | 4085 | 20 | 9 | 94.5 |
| 2. RYAN Tannehill | 2012-18 | 19768 | 119 | 72 | 87.2 |
| 3. Dan Marino | 1983-99 | 61361 | 420 | 252 | 86.4 |
| 4. Matt Moore | 2011-17 | 4298 | 29 | 19 | 86.0 |
| 5. Jay Cutler | 2017 | 2666 | 19 | 14 | 80.8 |

- Holds 2 of the team's top 5 single-season completion percentage marks (min. 250 attempts):

ALL-TIME DOLPHINS SINGLE-SEASON COMPLETION PERCENTAGE LEADERS

| PLAYER | YEAR | ATT | CMP | PCT |
|--------------------------|-------------|------------|------------|-------------|
| 1. Chad Pennington | 2008 | 476 | 321 | 67.4 |
| 2. RYAN Tannehill | 2016 | 389 | 261 | 67.1 |
| 3. RYAN Tannehill | 2014 | 590 | 392 | 66.4 |
| 4. Dan Marino | 1984 | 564 | 362 | 64.2 |
| 5. Dan Marino | 1995 | 482 | 309 | 64.1 |

- Holds 2 of the team's top 5 single-season passer rating marks (min. 250 attempts):

DOLPHINS SINGLE-SEASON PASSER RATING LEADERS

| PLAYER | YEAR | YARDS | TD | INT | RATE |
|--------------------------|-------------|-------------|-----------|-----------|-------------|
| 1. Dan Marino | 1984 | 5084 | 48 | 17 | 108.9 |
| 2. Chad Pennington | 2008 | 3653 | 19 | 7 | 97.4 |
| 3. Dan Marino | 1983 | 2210 | 20 | 6 | 96 |
| 4. RYAN Tannehill | 2016 | 2995 | 19 | 12 | 93.5 |
| 5. RYAN Tannehill | 2014 | 4045 | 27 | 12 | 92.8 |

- Holds 3 of the team's top 10 single-season passing yard totals:

DOLPHINS SINGLE-SEASON PASSING YARDS LEADERS

| PLAYER | YR | YDS | PLAYER | YR | YDS |
|------------------------|-------------|--------------|-------------------------|-------------|--------------|
| 1. D. Marino | 1984 | 5,084 | 6. D. Marino | 1985 | 4,137 |
| 2. D. Marino | 1986 | 4,746 | 7. D. Marino | 1992 | 4,116 |
| 3. D. Marino | 1994 | 4,453 | 8. R. Tannehill | 2014 | 4,045 |
| 4. D. Marino | 1988 | 4,434 | 9. Dan Marino | 1991 | 3,970 |
| 5. R. Tannehill | 2015 | 4,208 | 10. R. Tannehill | 2013 | 3,913 |

- Holds 2 of the team's top 5 single-season pass attempts totals:

DOLPHINS SINGLE-SEASON PASS ATTEMPTS LEADERS

| PLAYER | YEAR | ATT |
|--------------------------|-------------|------------|
| 1. Dan Marino | 1986 | 623 |
| 2. Dan Marino | 1994 | 615 |
| 3. Dan Marino | 1988 | 606 |
| 4. RYAN Tannehill | 2014 | 590 |
| 5. RYAN Tannehill | 2013 | 588 |

- Holds 2 of the team's top 5 single-season completions totals:

DOLPHINS SINGLE-SEASON COMPLETIONS LEADERS

| PLAYER | YEAR | CMP |
|--------------------------|-------------|------------|
| 1. RYAN Tannehill | 2014 | 392 |
| 2. Dan Marino | 1994 | 385 |
| 3. Dan Marino | 1986 | 378 |
| 4. RYAN Tannehill | 2015 | 363 |
| 5. Dan Marino | 1984 | 362 |

- Totaled 16 career 300-yard passing games, which is the 2nd-most in team history:

| MOST CAREER 300-YARD PASSING GAMES BY A DOLPHINS QB | | |
|---|----------------|-----------|
| PLAYER | YEARS | NO. |
| 1. Dan Marino | 1983-99 | 63 |
| 2. RYAN TANNEHILL | 2012-18 | 16 |
| 3. Chad Henne | 2009-11 | 7 |
| 4. Bob Griese | 1967-80 | 3 |
| Jay Fiedler | 2000-04 | 3 |

- Is the franchise's all-time leader in career rushing yards by a quarterback:

| MOST CAREER RUSHING YARDS BY A DOLPHINS QB | | | | | |
|--|----------------|------------|--------------|------------|----------|
| PLAYER | YEARS | ATT | YDS | AVG | TD |
| 1. RYAN TANNEHILL | 2012-18 | 241 | 1,165 | 4.8 | 6 |
| 2. Bob Griese | 1967-80 | 261 | 994 | 3.8 | 7 |
| 3. Jay Fiedler | 2000-04 | 201 | 834 | 4.1 | 11 |
| 4. David Woodley | 1980-83 | 173 | 771 | 4.5 | 9 |
| 5. Chad Henne | 2008-11 | 66 | 196 | 3.0 | 2 |

- Led the NFL with a 119.7 QB rating in the red zone in 2016:

| NFL QB RATING LEADERS IN THE RED ZONE (2016) | | | | | |
|--|-------------|------------|-----------|----------|--------------|
| PLAYER | TEAM | YARDS | TD | INT | RATE |
| 1. RYAN TANNEHILL | MIA. | 224 | 11 | 0 | 119.7 |
| 2. Colin Kaepernick | SF | 185 | 13 | 0 | 115.2 |
| 3. Andrew Luck | Ind. | 258 | 20 | 0 | 113.5 |
| 4. Marcus Mariota | Ten. | 251 | 18 | 0 | 113.5 |
| 5. Tom Brady | NE | 288 | 20 | 1 | 112.1 |

- Tied for the NFL lead (Kirk Cousins and Joe Flacco) with 7 games where he completed at least 1 50-yard pass in 2016.
- Finished the 2015 season with 15,460 career passing yards, which were 3rd-most in NFL history by a QB in the 1st 4 seasons of their career:

| MOST PASSING YARDS IN 1ST 4 YEARS OF NFL CAREER | | | |
|---|-------------|----------------|---------------|
| PLAYER | TEAM | YEARS | YDS |
| 1. Peyton Manning | Ind. | 1998-2001 | 16,418 |
| 2. Dan Marino | Mia. | 1983-86 | 16,177 |
| 3. RYAN TANNEHILL | MIA. | 2012-15 | 15,460 |
| 4. Andrew Luck | Ind. | 2012-15 | 14,838 |
| 5. Andy Dalton | Cin. | 2011-14 | 14,758 |

- Set an NFL record with 25 consecutive completions on Oct. 18, 2015 (at Tennessee) and Oct. 25, 2015 (vs. Houston).
- Completed 18-of-19 passes (94.7 pct.) vs. Houston on Oct. 25, 2015, setting a franchise record for single-game completion percentage (min. 12 attempts):

| DOLPHINS SINGLE-GAME COMPLETION PCT. LEADERS | | | | | |
|--|-----------------|-------------|-----------|-----------|-------------|
| PLAYER | DATE | OPP | ATT | CMP | PCT |
| 1. RYAN TANNEHILL | 10/25/15 | HOU. | 19 | 18 | 94.7 |
| 2. Bob Griese | 12/18/78 | NE | 13 | 12 | 92.3 |
| 3. Chad Pennington | 9/21/08 | at NE | 20 | 17 | 85.0 |
| 4. David Woodley | 1/8/83* | NE | 19 | 16 | 84.2 |
| 5. Earl Morrall | 12/1/75 | NE | 17 | 14 | 82.4 |

* Playoff game

- Recorded a perfect 158.3 QB rating vs. Houston on Oct. 25, 2015, tying the franchise mark for best QB rating in a single game:

| DOLPHINS SINGLE-GAME QB RATING LEADERS | | | |
|--|-----------------|-------------|--------------|
| PLAYER | DATE | OPP | RATE |
| 1. Bob Griese | 12/18/78 | NE | 158.3 |
| RYAN TANNEHILL | 10/25/15 | HOU. | 158.3 |
| 3. Jay Fiedler | 11/27/03 | at Dal. | 156.0 |
| 4. RYAN TANNEHILL | 9/23/18 | OAK. | 155.3 |
| 5. Jay Fiedler | 10/24/04 | STL | 154.8 |
| 6. David Woodley | 1/8/83* | NE | 153.8 |

* Playoff game

- His 4,208 passing yards in 2015 were the most by a Dolphins QB since 1994 (Dan Marino).
- Joined Marino as the only Dolphins QBs to post back-to-back 4,000-yard campaigns (2014-15).
- Joined Marino as the only Dolphins QBs to pass for 20+ TDs in 3 straight seasons (2013-15).
- Completed 70 percent of passes in 5 consecutive games (Nov. 2, 2014 to Dec. 1, 2014), setting a team record.
- His 27 TD passes in 2014 were the 6th-most in team history and the most by anyone other than Marino.
- His +15 TD to interception ratio (27 TDs to 12 interceptions) in 2014 was the 3rd-best mark in Dolphins history:

| HIGHEST SEASON TD-TO-INT DIFFERENTIAL (DOLPHINS) | | | | |
|--|-------------|-----------|-----------|------------|
| PLAYER | YEAR | ATT | CMP | PCT |
| 1. Dan Marino | 1984 | 48 | 17 | +31 |
| 2. Dan Marino | 1986 | 44 | 23 | +21 |
| 3. RYAN TANNEHILL | 2014 | 27 | 12 | +15 |
| 4. Dan Marino | 1983 | 20 | 6 | +14 |
| 5. Dan Marino | 1987 | 26 | 13 | +13 |
| Dan Marino | 1994 | 30 | 17 | +13 |

- His 311 rushing yards in 2014 were 2nd-most in team history by a quarterback:

| DOLPHINS SINGLE-SEASON RUSHING LEADERS (QUARTERBACKS) | | | | | |
|---|-------------|-----------|------------|------------|----------|
| PLAYER | YEAR | ATT | YARDS | AVG | TD |
| 1. Jay Fiedler | 2001 | 73 | 321 | 4.4 | 4 |
| 2. RYAN TANNEHILL | 2014 | 56 | 311 | 5.6 | 1 |
| 3. David Woodley | 1981 | 63 | 272 | 4.3 | 4 |
| 4. Jay Fiedler | 2000 | 54 | 267 | 4.9 | 1 |
| 5. RYAN TANNEHILL | 2013 | 40 | 238 | 6.0 | 1 |

- Became just the 8th quarterback (9th time overall) in NFL history to pass for 4,000+ yards and rush for 300+ yards in the same season (2014).
- Set franchise rookie records in completions (282), attempts (484) and passing yards (3,294):

| MOST COMPLETIONS BY A ROOKIE IN DOLPHINS HISTORY | | |
|--|-------------|------------|
| PLAYER | YEAR | CMP |
| 1. RYAN TANNEHILL | 2012 | 282 |
| 2. David Woodley | 1980 | 176 |
| 3. Dan Marino | 1983 | 173 |
| 4. Bob Griese | 1967 | 166 |

| MOST PASS ATTEMPTS BY A ROOKIE IN DOLPHINS HISTORY | | |
|--|-------------|------------|
| PLAYER | YEAR | CMP |
| 1. RYAN TANNEHILL | 2012 | 484 |
| 2. Bob Griese | 1967 | 331 |
| 3. David Woodley | 1980 | 327 |
| 4. Dan Marino | 1983 | 296 |

MOST PASSING YARDS BY A ROOKIE IN DOLPHINS HISTORY

| PLAYER | YEAR | CMP |
|-------------------|------|-------|
| 1. RYAN TANNEHILL | 2012 | 3,294 |
| 2. Dan Marino | 1983 | 2,210 |
| 3. Bob Griese | 1967 | 2,005 |
| 4. David Woodley | 1980 | 1,850 |

- His 431 passing yards at Arizona on Sept. 30, 2012 was the 3rd-highest single-game total by a rookie in NFL history, the most by a rookie in Dolphins history and tied for the 6th-most in any game in team history.
- His 26 completions at Arizona on Sept. 30, 2012 were the most in team history by a rookie.
- Became the 1st rookie quarterback in team history to start a season opener.

2018 (MIAMI):

- Started 7 games.
- Inactive for 5 games.
- Completed 118-of-178 passes (66.3 pct.) for 1,313 yards and 13 TDs for a QB rating of 98.4.
- 25 carries for 100 yards (4.0 avg.).
- Serves as a season-long team captain.

VS. TENNESSEE (9/9): Completed 20-of-28 passes (71.4 pct.) for 230 yards and 2 TDs for a QB rating of 89.9; 4 carries for 4 yards (1.0 avg.).

- Completed a 75-yard pass to WR Kenny Stills in the fourth quarter to give Miami a 24-10 lead. It was the 2nd-longest completion of his career.

AT N.Y. JETS (9/16): Completed 17-of-23 passes (73.9 pct.) for 168 yards and 2 TDs for a QB rating of 123.1; 8 carries for 44 yards (5.5 avg.).

VS. OAKLAND (9/23): Completed 17-of-23 passes (73.9 pct.) for 289 yards and 3 TDs for a QB rating of 155.3; 3 carries for 26 yards (8.7 avg.).

2017 (MIAMI):

- Missed the entire season after being placed on injured reserve on Aug. 12.

2016 (MIAMI):

- Started 13 games.
- Inactive for 3 games.
- Completed 261-of-389 passes (67.1 pct.) for 2,995 yards and 19 TDs for a QB rating of 93.5.
- 39 carries for 164 yards (4.2 avg.) and 1 TD.
- His 67.1 completion percentage was the 2nd-highest single-season completion percentage in franchise history.
- His 93.5 quarterback rating was the 4th-highest by a Dolphins QB in team history.
- His 119.7 QB rating in the red zone (min. 15 attempts) led the NFL that season.
- Tied for the NFL lead (Kirk Cousins and Joe Flacco) with 7 games where he completed at least 1 50-yard pass.

VS. BUFFALO (10/23): 15-of-25 passing (60.0 pct.) for 204 yards and 1 TD.

- Completed a 66-yard TD pass to WR Kenny Stills with 2:24 left to give Miami a 2-score lead.

AT L.A. RAMS (11/20): 24-of-34 passing (70.6 pct.) for 172 yards and 2 TDs; 2 carries for 19 yards (9.5 avg.).

- Hit WR DeVante Parker for a 9-yard TD pass to

give Miami the lead with 36 seconds left.

- Marked the 13th come-from-behind win of his career.
- In Miami's final 2 drives, he completed 12-of-13 passes (92.3 pct.) for 115 yards and 2 TDs.
- Became the franchise's all-time leading rusher as a quarterback, surpassing Hall of Fame QB Bob Griese (994).

VS. SAN FRANCISCO (11/27): 20-of-30 passing (66.7 pct.) for 285 yards and 3 TDs for a QB rating of 130.6.

- Marked the team's 6th victory in a row.
- During the 6-game winning streak, he completed 117-of-173 passes (67.6 pct.) for 1,302 yards and 9 TDs for a QB rating of 104.7.

POSTSEASON:

AFC WILD CARD AT PITTSBURGH (1/8): Inactive.

2015 (MIAMI):

- Started all 16 games.
- Completed 363-of-586 passes (61.9 pct.) for 4,208 yards and 24 TDs for a QB rating of 88.7.
- Set an NFL record with 25 consecutive completions on Oct. 18 (at Tennessee) and Oct. 25 (vs. Houston).
- His 4,208 passing yards was the 5th-highest single-season total in team history and most by a Dolphins QB other than Dan Marino.
- His 4,208 passing yards were the most by a Dolphins QB since 1994 (Marino).
- Registered his 2nd straight 4,000-yard passing season, joining Marino as the only Dolphins QBs to post back-to-back 4,000-yard campaigns.
- It was his 4th career 3,000-yard season.
- His 6 300-yard games in 2015 tied for the 2nd-most 300-yard efforts by a Dolphins QB in a single season.
- His 24 TD passes marked the 3rd straight season he passed for 20+ TDs, joining Marino as the only Dolphins QB to do that.
- Finished the season with 15,460 career passing yards, which were 3rd-most in NFL history by a QB in the 1st 4 seasons of their career.

AT JACKSONVILLE (9/20): 30-of-44 passing (68.2 pct.) for 359 yards and 2 TDs for a QB rating of 108.0.

- Marked his 9th career 300-yard game.

VS. BUFFALO (9/27): 26-of-49 passing (53.1 pct.) for 297 yards and 2 TDs.

- Set a team record with 160 consecutive passes without an interception, breaking Marino's mark.

VS. HOUSTON (10/25): 18-of-19 passing (94.7 pct.) for 282 yards and 4 TDs for a perfect QB rating of 158.3.

- His 94.7 completion percentage was a single-game team record.
- Became the first NFL quarterback since Randall Cunningham in 1998 to complete 3 50-yard TD passes in the 1st half of a game.

HONORS:

- AFC Offensive Player of the Week (vs. Houston, 10/25).
- FedEx Air NFL Player of the Week (vs. Houston, 10/25).

2014 (MIAMI):

- Started all 16 games.
- Completed 392-of-590 passes (66.4 pct.) for 4,045 yards and 27 TDs for a QB rating of 92.8.
- 56 carries for 311 yards (5.6 avg.) and 1 TD.
- His 392 completions were the most in team history.
- His 590 pass attempts were the 4th-most in team history.
- Completed 70 percent of passes in 5 consecutive games (Nov. 2 to Dec. 1), setting a team record.
- His 27 TD passes were the 6th-most in team history and the most by anyone other than Dan Marino.
- His +15 TD to interception ratio (27 TDs to 12 interceptions) was the 3rd-best mark in Dolphins history.
- His 311 rushing yards were 2nd-most in team history by a quarterback.
- Became just the 8th quarterback (9th time overall) in NFL history to pass for 4,000+ yards and rush for 300+ yards in the same season.

VS. SAN DIEGO (11/2): 24-of-34 passing (70.6 pct.) for 288 yards and 3 TDs for a QB rating of 125.6.

- His 125.6 QB rating was a season high.

AT N.Y. JETS (12/1): 25-of-35 passing (71.4 pct.) for 235 yards.

- Engineered a game-winning drive that led to a 26-yard field goal with 1:57 left to give Miami the 16-13 victory.

VS. MINNESOTA (12/21): 35-of-47 passing (74.5 pct.) for 396 yards and 4 TDs for a QB rating of 118.8.

- His 396 passing yards marked the 8th 300-yard game of his career, moving him into 2nd place in team history in the category.

2013 (MIAMI):

- Started all 16 games.
- Completed 355-of-588 passes (60.4 pct.) for 3,913 yards and 24 TDs for a QB rating of 81.7.
- 40 carries for 238 yards (6.0 avg.) and 1 TD.

AT ATLANTA (9/22): 24-of-35 passing (68.6 pct.) for 236 yards and 2 TDs for a QB rating of 94.5.

- Led the team on a 13-play, 75-yard drive that culminated in a 1-yard TD pass to TE Dion Sims with 38 seconds left to win the game.
- Completed 9-of-12 passes (75.0 pct.) for 69 yards and 1 TD on the game-winning drive.

AT N.Y. JETS (12/1): 28-of-43 passing (65.1 pct.) for 331 yards and 2 TDs for a QB rating of 94.2.

- Marked his 2nd consecutive 300-yard passing game, the 1st back-to-back 300-yard games of his career.
- Topped the 3,000-yard mark for the season.

VS. NEW ENGLAND (12/15): 25-of-37 passing (67.6 pct.) for 312 yards and 3 TDs for a QB rating of 120.6.

- Marked his 5th 300-yard passing game of the season.
- It was his 2nd straight 3+ TD performance as he became the 1st Dolphins QB since Dan Marino in 1994 to accomplish the feat.
- Led the team on a 9-play, 60-yard drive capped off by a 14-yard TD pass to RB Marcus Thigpen

with 1:15 left to win the game.

- Completed 6-of-8 passes (75.0 pct.) for 66 yards and 1 TD on the game-winning drive.

2012 (MIAMI):

- Started all 16 games.
- Completed 282-of-484 passes (58.3 pct.) for 3,294 yards and 12 TDs and a QB rating of 76.1.
- 49 carries for 211 yards (4.3 avg.) and 2 TDs.
- Set franchise rookie records in completions (282), attempts (484) and passing yards (3,294).
- His 58.3 completion percentage was 2nd-best among rookies in team history.
- Became the 1st rookie quarterback in Dolphins history to not throw an interception in a month (min. 3 games played) after he went 40-of-60 (66.7 pct.) for 426 yards, 2 TDs, 0 interceptions and a QB rating of 98.3 in October.

AT HOUSTON (9/9): 20-of-36 passing (55.6 pct.) for 219 yards.

- Made his NFL debut and 1st NFL start.
- Became the 1st rookie quarterback in team history to start a season opener.

VS. OAKLAND (9/16): 18-of-30 passing (60.0 pct.) for 200 yards and 1 TD for a QB rating of 91.0; 3 carries for 14 yards (4.7 avg.) and 1 TD.

- Earned his 1st win as an NFL starting quarterback.
- Scored his 1st NFL rushing TD with a 2-yard run in the 1st quarter.
- Threw his 1st NFL TD with a 14-yard pass for TE Anthony Fasano in the 4th quarter.

AT ARIZONA (9/30): 26-of-41 passing (63.4 pct.) for 431 yards and 1 TD for a QB rating of 86.5.

- His 26 completions were the most in team history by a rookie.
- His 431 passing yards was the 3rd-highest single-game total by a rookie in NFL history, the most by a rookie in Dolphins history and tied for the 6th-most in any game in team history.

BEFORE THE NFL

COLLEGE (TEXAS A&M):

- 4-year letterman (2008-11) and 2-year starter.
- CAREER:** Played in 50 games with 25 starts; 484-of-774 passing (62.5 pct.) for 5,450 yards and 42 TDs; 112 receptions for 1,596 yards (14.3 avg.) and 10 TDs; 115 carries for 369 yards (3.2 avg.) and 5 TDs.
- Started 19 games at quarterback and 6 at wide receiver.
- Played both quarterback and wide receiver in 5 games.

SENIOR (2011): Started all 13 games; 327-of-531 passing (61.6 pct.) for 3,744 yards and 29 TDs; 58 carries for 306 yards (5.3 avg.) and 4 TDs.

- Honorable mention All-American.
- Finalist for the Johnny Unitas Golden Arm Award (nation's top quarterback).
- Semifinalist for the Davey O'Brien Award (nation's top quarterback).
- Finalist for the William V. Campbell Trophy (nation's best scholar-athlete).

JUNIOR (2010): Played in all 13 games with 6 starts at quarterback; 152-of-234 passing (65.0 pct.) for 1,638 yards and 13 TDs; 11 receptions for 143 yards (13.0 avg.) and 1 TD; 51 carries for 76 yards

(1.5 avg.) and 1 TD.

- Saw action at wide receiver for the first 7 games of the season.
- Took over starting quarterback duties for the final 6 games and went 5-1.

SOPHOMORE (2009): Played in all 13 games; 46 receptions for 609 yards (13.2 avg.) and 4 TDs; 4-of-8 passing (50.0 pct.) for 60 yards; 4 carries for -5 yards (-1.3 avg.).

- Honorable mention All-Big 12.

REDSHIRT FRESHMAN (2008): Played in 11 games with 6 starts at wide receiver; 55 receptions for 844 yards (15.3 avg.) and 5 TDs; 1-of-1 passing (100.0 pct.) for 8 yards; 2 carries for -8 yards (-4.0 avg.).

- His 55 receptions, 844 receiving yards and 5 receiving TDs were school freshman records.
- Battled for the starting quarterback spot in camp but moved to receiver at the start of the season.
- Honorable mention Freshman All-American.
- Voted school's offensive MVP by his teammates.
- Redshirted in 2007.

HIGH SCHOOL (BIG SPRING HS – BIG SPRING, TEXAS)

- Played defensive back, punter, wide receiver and quarterback.
- Also lettered in basketball, baseball, golf and track and field.

SENIOR (2006): Passed for 1,258 yards; Rushed for 617 yards; 3 receptions for 62 yards (20.7 avg.); 39.2-yard punt average.

- 1st-team All-CIF honors.

JUNIOR (2008): 62 receptions for 1,500 yards (24.2 avg.) and 17 TDs.

OFF THE FIELD

COMMUNITY:

- Founded the Tannehill's A.C.E.S. (Achieving Community Educations Success) program with wife, Lauren, which consisted of 17 sophomores from American Senior HS and focused on rewarding the participating students who strive for good grades and took on an active role in their community by hosting monthly events to reward the students and help them give back to the community.
- Participates in several team events such as the All-Community team donating tickets to regular season home games, holiday meal and toy giveaways, Fins Weekend and the Dolphins Cancer Challenge.

PERSONAL:

- Participated in the 2017 Miami Dolphins Business Combine.
- Father, Tim, played wide receiver at Texas Tech from 1985-87.
- Married to Lauren with 2 children.
- **PRONUNCIATION:** Last name is pronounced TAN-uh-hill.
- **MAJOR:** Biology.

RYAN TANNEHILL'S NFL REGULAR SEASON PASSING STATS

| YEAR | TEAM | GP | GS | ATT | CMP | PCT | YDS | Y/A | TD | INT | LG | SK/YDS | RATE |
|-------------------|-------|-----------|-----------|-----------------|-------------|-------------|--------------|------------|------------|-----------|------------|-----------------|-------------|
| 2012 | MIAMI | 16 | 16 | 484 | 282 | 58.3 | 3,294 | 6.8 | 12 | 13 | 80t | 35/234 | 76.1 |
| 2013 | MIAMI | 16 | 16 | 588 | 355 | 60.4 | 3,913 | 6.7 | 24 | 17 | 67 | 58/399 | 81.7 |
| 2014 | MIAMI | 16 | 16 | 590 | 392 | 66.4 | 4,045 | 6.9 | 27 | 12 | 50 | 46/337 | 92.8 |
| 2015 | MIAMI | 16 | 16 | 586 | 363 | 61.9 | 4,208 | 7.2 | 24 | 12 | 54t | 45/420 | 88.7 |
| 2016 | MIAMI | 13 | 13 | 389 | 261 | 67.1 | 2,995 | 7.7 | 19 | 12 | 74t | 29/216 | 93.5 |
| 2017 | MIAMI | | | INJURED RESERVE | | | | | | | | | |
| 2018 | MIAMI | 7 | 7 | 178 | 118 | 66.3 | 1313 | 7.4 | 13 | 6 | 75t | 15/123 | 98.4 |
| NFL TOTALS | | 84 | 84 | 2815 | 1771 | 62.9 | 19768 | 7.0 | 119 | 72 | 80t | 228/1729 | 87.2 |

RYAN TANNEHILL'S NFL REGULAR SEASON RUSHING/RECEIVING STATS

| YEAR | TEAM | GP | GS | RUSHING | | | | | RECEIVING | | | | |
|-------------------|-------|-----------|-----------|-----------------|-------------|------------|-----------|----------|-----------|----------|------------|----------|----------|
| | | | | ATT | YDS | AVG | LG | TD | REC | YDS | AVG | LG | TD |
| 2012 | MIAMI | 16 | 16 | 49 | 211 | 4.3 | 31 | 2 | 0 | 0 | 0.0 | - | 0 |
| 2013 | MIAMI | 16 | 16 | 40 | 238 | 6.0 | 48 | 1 | 0 | 0 | 0.0 | - | 0 |
| 2014 | MIAMI | 16 | 16 | 56 | 311 | 5.6 | 40 | 1 | 1 | -4 | -4.0 | 0 | 0 |
| 2015 | MIAMI | 16 | 16 | 32 | 141 | 4.4 | 28 | 1 | 1 | 9 | 9.0 | 9 | 0 |
| 2016 | MIAMI | 13 | 13 | 39 | 164 | 4.2 | 18 | 1 | 0 | 0 | 0.0 | - | 0 |
| 2017 | MIAMI | | | INJURED RESERVE | | | | | | | | | |
| 2018 | MIAMI | 7 | 7 | 25 | 100 | 4.0 | 20 | 0 | 0 | 0 | 0.0 | - | 0 |
| NFL TOTALS | | 84 | 84 | 241 | 1165 | 4.8 | 48 | 6 | 2 | 5 | 2.5 | 9 | 0 |

ADDITIONAL STATS

Career Regular Season Record As A Starter: 7-9 in 2012; 8-8 in 2013; 8-8 in 2014; 6-10 in 2015; 8-5 in 2016 and 4-3 in 2018 for total of 41-43.

Miscellaneous Tackles: 1 in 2012, 2 in 2013, 3 in 2014, 4 in 2015, 1 in 2018 for total of 11.

SINGLE-GAME CAREER HIGHS

| | | |
|-------------------------|-------|------------------------------------|
| Pass Attempts: | 58 | at N.Y. Jets, 11/29/15 |
| Completions: | 35 | vs. Minnesota, 12/21/14 |
| Passing Yards: | 431 | at Arizona, 9/30/12 |
| TD Passes: | 4 | twice, last: vs. Houston, 10/25/15 |
| Longest Pass: | 80t | at Arizona, 9/30/12 |
| Completion Pct.: | 94.7 | vs. Houston, 10/25/15 |
| Passer Rating: | 158.3 | vs. Houston, 10/25/15 |
| Rush Attempts: | 8 | Twice, last: at N.Y. Jets, 9/16/18 |
| Rushing Yards: | 56 | at Pittsburgh, 12/8/13 |
| Longest Run: | 48 | at Pittsburgh, 12/8/13 |
| Rushing TDs: | 1 | 6 times, last: at Seattle, 9/11/16 |

TANNEHILL'S 4TH QUARTER COMEBACK VICTORIES (13)

| DATE | OPP | 4Q DEFICIT | 4Q STATS | FINAL SCORE |
|--------------|-----------|---------------|---------------|----------------|
| 1. 11/25/12 | vs. Sea. | 7-14 | 9-7-156-1-0 | 24-21 |
| 2. 9/22/13 | vs. Atl. | 20-23 | 13-9-69-1-0 | 27-23 |
| 3. 10/31/13 | vs. Cin. | 17-20 | 14-10-96-1-0 | 22-20 |
| 4. 12/8/13 | at Pit. | 24-28 | 8-5-40-1-0 | 34-28 |
| 5. 12/15/13 | vs. NE | 17-20 | 11-7-68-2-0 | 24-20 |
| 6. 12/1/14 | at NYJ | 6-13 | 8-5-68-0-0 | 16-13 |
| 7. 12/21/14 | vs. Minn. | 28-35 | 15-12-140-2-0 | 37-35 |
| 8. 9/15/15 | at Was. | 7-10 | 7-4-30-0-0 | 17-10 |
| 9. 11/15/15 | at Phil. | 13-16 | 8-4-34-1-0 | 20-19 |
| 10. 10/23/16 | vs. Buf. | 14-17 | 4-3-88-1-0 | 28-25 |
| 11. 11/13/16 | at SD | 21-24 | 6-2-57-0-0 | 31-24 |
| 12. 11/20/16 | at LAR | 0-10 | 16-13-116-2-0 | 14-10 |
| 13. 9/23/18 | vs. Oak. | 14-17 | 5-3-93-1-0 | 28-20 |

300-YARD PASSING GAMES (16)

| DATE | OPP | ATT | CMP | PCT | YDS | TD | INT | LG | RATE |
|----------|-----------|-----|-----|------|-----|----|-----|-----|-------|
| 9/30/12 | at Ari. | 41 | 26 | 63.4 | 431 | 1 | 2 | 80t | 86.5 |
| 9/15/13 | at Ind. | 34 | 23 | 67.6 | 319 | 1 | 0 | 67 | 107.4 |
| 10/6/13 | vs. Balt. | 40 | 21 | 52.5 | 307 | 1 | 0 | 49 | 86.1 |
| 11/24/13 | vs. Car. | 42 | 28 | 66.7 | 310 | 1 | 1 | 57 | 86.4 |
| 12/1/13 | at NYJ | 43 | 28 | 65.1 | 331 | 2 | 1 | 31t | 94.2 |
| 12/15/13 | vs. NE | 37 | 25 | 67.6 | 312 | 3 | 0 | 39t | 120.6 |
| 12/14/14 | at NE | 47 | 29 | 61.7 | 346 | 1 | 2 | 50 | 73.5 |
| 12/21/14 | vs. Minn. | 47 | 35 | 74.5 | 396 | 4 | 1 | 41 | 118.8 |
| 9/20/15 | at Jac. | 44 | 30 | 68.2 | 359 | 2 | 0 | 48 | 108.0 |
| 10/29/15 | at NE | 44 | 28 | 63.6 | 300 | 0 | 2 | 29 | 64.6 |
| 11/8/15 | at Buf. | 35 | 26 | 74.3 | 307 | 0 | 0 | 46 | 100.5 |
| 11/29/15 | at NYJ | 58 | 33 | 56.9 | 351 | 3 | 1 | 40 | 84.8 |
| 12/27/16 | vs. Ind. | 38 | 26 | 68.4 | 329 | 0 | 1 | 49 | 84.2 |
| 1/3/16 | vs. NE | 38 | 25 | 65.8 | 350 | 2 | 0 | 46 | 112.8 |
| 9/16/16 | at NE | 45 | 32 | 71.1 | 387 | 2 | 2 | 33 | 93.5 |
| 9/25/16 | vs. Clev. | 39 | 25 | 64.1 | 319 | 3 | 2 | 42t | 93.9 |

2012 GAME-BY-GAME STATS (MIAMI)

| DATE | OPPONENT | P/S | ATT | CMP | PCT | YDS | TD | INT | LG | SK/YDS |
|--------------------|------------------|--------------|------------|------------|-------------|-------------|-----------|-----------|------------|---------------|
| 09/09 | at Houston | 1/1 | 36 | 20 | 55.6 | 219 | 0 | 3 | 34 | 2/20 |
| 09/16 | OAKLAND | 1/1 | 30 | 18 | 60.0 | 200 | 1 | 0 | 25 | 1/11 |
| 09/23 | N.Y. JETS | 1/1 | 36 | 16 | 44.4 | 196 | 0 | 1 | 41 | 0/0 |
| 09/30 | at Arizona | 1/1 | 41 | 26 | 63.4 | 431 | 1 | 2 | 80t | 4/37 |
| 10/07 | at Cincinnati | 1/1 | 26 | 17 | 65.4 | 223 | 0 | 0 | 30 | 2/12 |
| 10/14 | ST. LOUIS | 1/1 | 29 | 21 | 72.4 | 185 | 2 | 0 | 29t | 3/29 |
| 10/28 | at N.Y. Jets | 1/1 | 5 | 2 | 40.0 | 18 | 0 | 0 | 12 | 1/9 |
| 11/04 | at Indianapolis | 1/1 | 38 | 22 | 57.9 | 290 | 1 | 0 | 35 | 2/9 |
| 11/11 | TENNESSEE | 1/1 | 39 | 23 | 59.0 | 217 | 0 | 3 | 17 | 1/8 |
| 11/15 | at Buffalo | 1/1 | 28 | 14 | 50.0 | 141 | 1 | 2 | 19 | 3/17 |
| 11/25 | SEATTLE | 1/1 | 26 | 18 | 69.2 | 253 | 1 | 1 | 39 | 1/7 |
| 12/02 | NEW ENGLAND | 1/1 | 29 | 13 | 44.8 | 186 | 0 | 0 | 28 | 3/10 |
| 12/09 | at San Francisco | 1/1 | 33 | 17 | 51.5 | 150 | 1 | 0 | 28 | 2/17 |
| 12/16 | JACKSONVILLE | 1/1 | 28 | 22 | 78.6 | 220 | 2 | 0 | 37 | 1/11 |
| 12/23 | BUFFALO | 1/1 | 25 | 13 | 52.0 | 130 | 2 | 0 | 30 | 2/11 |
| 12/30 | at New England | 1/1 | 35 | 20 | 57.1 | 235 | 0 | 1 | 22 | 7/26 |
| 2012 TOTALS | | 16/16 | 484 | 282 | 58.3 | 3294 | 12 | 13 | 80t | 35/234 |

2013 GAME-BY-GAME STATS (MIAMI)

| DATE | OPPONENT | P/S | ATT | CMP | PCT | YDS | TD | INT | LG | SK/YDS |
|--------------------|-----------------|--------------|------------|------------|-------------|-------------|-----------|-----------|------------|---------------|
| 09/08 | at Cleveland | 1/1 | 38 | 24 | 63.2 | 272 | 1 | 1 | 34t | 4/17 |
| 09/15 | at Indianapolis | 1/1 | 34 | 23 | 67.6 | 319 | 1 | 0 | 67 | 5/22 |
| 09/22 | ATLANTA | 1/1 | 35 | 24 | 68.6 | 236 | 2 | 1 | 21 | 5/41 |
| 09/30 | at New Orleans | 1/1 | 35 | 22 | 62.9 | 249 | 1 | 3 | 50 | 4/33 |
| 10/06 | BALTIMORE | 1/1 | 40 | 21 | 52.5 | 307 | 1 | 0 | 49 | 6/35 |
| 10/20 | BUFFALO | 1/1 | 37 | 19 | 51.4 | 194 | 3 | 2 | 46 | 2/21 |
| 10/27 | at New England | 1/1 | 42 | 22 | 52.4 | 192 | 2 | 2 | 25 | 6/47 |
| 10/31 | CINCINNATI | 1/1 | 28 | 20 | 71.4 | 208 | 0 | 0 | 40 | 3/20 |
| 11/11 | at Tampa Bay | 1/1 | 42 | 27 | 64.3 | 229 | 2 | 1 | 19t | 2/18 |
| 11/17 | SAN DIEGO | 1/1 | 35 | 22 | 62.9 | 268 | 1 | 1 | 39t | 4/29 |
| 11/24 | CAROLINA | 1/1 | 42 | 28 | 66.7 | 310 | 1 | 1 | 57 | 3/30 |
| 12/01 | at N.Y. Jets | 1/1 | 43 | 28 | 65.1 | 331 | 2 | 1 | 31t | 1/3 |
| 12/08 | at Pittsburgh | 1/1 | 33 | 20 | 60.6 | 200 | 3 | 1 | 40 | 2/14 |
| 12/15 | NEW ENGLAND | 1/1 | 37 | 25 | 67.6 | 312 | 3 | 0 | 39t | 4/23 |
| 12/22 | at Buffalo | 1/1 | 27 | 10 | 37.0 | 82 | 0 | 0 | 13 | 7/46 |
| 12/29 | N.Y. JETS | 1/1 | 40 | 20 | 50.0 | 204 | 1 | 3 | 25 | 0/0 |
| 2013 TOTALS | | 16/16 | 588 | 355 | 60.4 | 3913 | 24 | 17 | 34t | 58/399 |

2014 GAME-BY-GAME STATS (MIAMI)

| DATE | OPPONENT | P/S | ATT | CMP | PCT | YDS | TD | INT | LG | SK/YDS |
|--------------------|-----------------|--------------|------------|------------|-------------|-------------|-----------|-----------|-----------|---------------|
| 09/07 | NEW ENGLAND | 1/1 | 32 | 18 | 56.3 | 178 | 2 | 1 | 24 | 1/9 |
| 09/14 | at Buffalo | 1/1 | 49 | 31 | 63.3 | 241 | 1 | 1 | 18 | 4/31 |
| 09/21 | KANSAS CITY | 1/1 | 43 | 21 | 48.8 | 205 | 1 | 0 | 30 | 4/14 |
| 09/28 | at Oakland | 1/1 | 31 | 23 | 74.2 | 278 | 2 | 1 | 35 | 0/0 |
| 10/12 | GREEN BAY | 1/1 | 31 | 20 | 64.5 | 244 | 2 | 2 | 25 | 1/7 |
| 10/19 | at Chicago | 1/1 | 32 | 25 | 78.1 | 277 | 2 | 0 | 26 | 4/21 |
| 10/26 | at Jacksonville | 1/1 | 29 | 16 | 55.2 | 196 | 1 | 1 | 50 | 3/18 |
| 11/02 | SAN DIEGO | 1/1 | 34 | 24 | 70.6 | 288 | 3 | 0 | 38 | 0/0 |
| 11/09 | at Detroit | 1/1 | 38 | 27 | 71.1 | 207 | 1 | 1 | 20 | 3/29 |
| 11/13 | BUFFALO | 1/1 | 34 | 26 | 76.5 | 240 | 2 | 0 | 32 | 5/35 |
| 11/23 | at Denver | 1/1 | 36 | 26 | 72.2 | 228 | 3 | 1 | 21 | 1/12 |
| 12/01 | at N.Y. Jets | 1/1 | 35 | 25 | 71.4 | 235 | 0 | 1 | 25 | 2/18 |
| 12/07 | BALTIMORE | 1/1 | 33 | 23 | 69.7 | 227 | 1 | 0 | 27 | 6/41 |
| 12/14 | at New England | 1/1 | 47 | 29 | 61.7 | 346 | 1 | 2 | 50 | 4/38 |
| 12/21 | MINNESOTA | 1/1 | 47 | 35 | 74.5 | 396 | 4 | 1 | 41 | 1/13 |
| 12/28 | N.Y. JETS | 1/1 | 39 | 23 | 59.0 | 259 | 1 | 0 | 33 | 7/51 |
| 2014 TOTALS | | 16/16 | 590 | 392 | 66.4 | 4045 | 27 | 12 | 50 | 46/337 |

2015 GAME-BY-GAME STATS (MIAMI)

| DATE | OPPONENT | P/S | ATT | CMP | PCT | YDS | TD | INT | LG | SK/YDS |
|--------------------|-----------------|--------------|------------|------------|-------------|-------------|-----------|-----------|------------|---------------|
| 09/13 | at Washington | 1/1 | 34 | 22 | 64.7 | 226 | 1 | 0 | 27 | 3/44 |
| 09/20 | at Jacksonville | 1/1 | 44 | 30 | 68.2 | 359 | 2 | 0 | 48 | 2/15 |
| 09/27 | BUFFALO | 1/1 | 49 | 26 | 53.1 | 297 | 2 | 3 | 46t | 2/8 |
| 10/04 | N.Y. JETS | 1/1 | 44 | 19 | 43.2 | 198 | 2 | 2 | 42 | 3/31 |
| 10/18 | at Tennessee | 1/1 | 29 | 22 | 75.9 | 266 | 2 | 2 | 38 | 2/12 |
| 10/25 | HOUSTON | 1/1 | 19 | 18 | 94.7 | 282 | 4 | 0 | 54t | 4/41 |
| 10/29 | at New England | 1/1 | 44 | 28 | 63.6 | 300 | 0 | 2 | 29 | 5/45 |
| 11/08 | at Buffalo | 1/1 | 35 | 26 | 74.3 | 307 | 0 | 0 | 46 | 2/27 |
| 11/15 | at Philadelphia | 1/1 | 36 | 21 | 58.3 | 217 | 2 | 0 | 43 | 4/27 |
| 11/22 | DALLAS | 1/1 | 24 | 13 | 54.2 | 188 | 2 | 1 | 47 | 3/48 |
| 11/29 | at N.Y. Jets | 1/1 | 58 | 33 | 56.9 | 351 | 3 | 1 | 40 | 3/30 |
| 12/06 | BALTIMORE | 1/1 | 19 | 9 | 47.4 | 86 | 1 | 0 | 38t | 1/4 |
| 12/14 | N.Y. GIANTS | 1/1 | 41 | 25 | 61.0 | 236 | 1 | 0 | 47t | 1/1 |
| 12/20 | at San Diego | 1/1 | 34 | 20 | 58.8 | 216 | 0 | 0 | 35 | 3/29 |
| 12/27 | INDIANAPOLIS | 1/1 | 38 | 26 | 68.4 | 329 | 0 | 1 | 49 | 6/50 |
| 01/03 | NEW ENGLAND | 1/1 | 38 | 25 | 65.8 | 350 | 2 | 0 | 46 | 1/8 |
| 2015 TOTALS | | 16/16 | 586 | 363 | 61.9 | 4208 | 24 | 12 | 54t | 45/420 |

2016 GAME-BY-GAME STATS (MIAMI)

| DATE | OPPONENT | P/S | ATT | CMP | PCT | YDS | TD | INT | LG | SK/YDS |
|--------------------|----------------|--------------|------------|------------|-------------|-------------|-------------|-----------|------------|---------------|
| 09/11 | at Seattle | 1/1 | 29 | 16 | 55.2 | 186 | 0 | 0 | 50 | 5/36 |
| 09/18 | at New England | 1/1 | 45 | 32 | 71.1 | 387 | 2 | 2 | 33 | 0/0 |
| 09/25 | CLEVELAND | 1/1 | 39 | 25 | 64.1 | 319 | 3 | 2 | 42t | 1/8 |
| 09/29 | at Cincinnati | 1/1 | 25 | 15 | 60.0 | 189 | 1 | 1 | 74t | 5/29 |
| 10/09 | TENNESSEE | 1/1 | 18 | 12 | 66.7 | 191 | 0 | 2 | 58 | 6/42 |
| 10/16 | PITTSBURGH | 1/1 | 32 | 24 | 75.0 | 252 | 0 | 0 | 53 | 0/0 |
| 10/23 | BUFFALO | 1/1 | 25 | 15 | 60.0 | 204 | 1 | 0 | 66t | 1/6 |
| 11/06 | N.Y. JETS | 1/1 | 28 | 17 | 60.7 | 149 | 1 | 0 | 24 | 1/12 |
| 11/13 | at San Diego | 1/1 | 24 | 17 | 70.8 | 240 | 2 | 0 | 56 | 1/9 |
| 11/20 | at L.A. Rams | 1/1 | 34 | 24 | 70.6 | 172 | 2 | 1 | 15 | 4/30 |
| 11/27 | SAN FRANCISCO | 1/1 | 30 | 20 | 66.7 | 285 | 3 | 0 | 46 | 2/22 |
| 12/04 | at Baltimore | 1/1 | 40 | 29 | 72.5 | 226 | 1 | 3 | 26 | 2/11 |
| 12/11 | ARIZONA | 1/1 | 20 | 15 | 75.0 | 195 | 3 | 1 | 71 | 1/11 |
| 12/17 | at N.Y. Jets | | | | | INACTIVE | | | | |
| 12/24 | at Buffalo | | | | | INACTIVE | | | | |
| 01/01 | NEW ENGLAND | | | | | INACTIVE | | | | |
| 2016 TOTALS | | 13/13 | 389 | 261 | 67.1 | 2995 | 19.0 | 12 | 74t | 29/216 |

| DATE | OPPONENT | P/S | ATT | CMP | PCT | YDS | TD | INT | LG | SK/YDS |
|-------|----------------|-----|-----|-----|-----|----------|----|-----|----|--------|
| 01/08 | at Pittsburgh* | | | | | INACTIVE | | | | |


* AFC Wild Card game

2017 GAME-BY-GAME STATS (MIAMI)

| DATE | OPPONENT | P/S | ATT | CMP | PCT | YDS | TD | INT | LG | SK/YDS |
|--------------------|------------------|------------|----------|----------|------------|----------|----------|----------|----------|------------|
| 09/17 | at L.A. Chargers | | | | | | | | | |
| 09/24 | at N.Y. Jets | | | | | | | | | |
| 10/01 | NEW ORLEANS | | | | | | | | | |
| 10/08 | TENNESSEE | | | | | | | | | |
| 10/15 | at Atlanta | | | | | | | | | |
| 10/22 | N.Y. JETS | | | | | | | | | |
| 10/26 | at Baltimore | | | | | | | | | |
| 11/05 | OAKLAND | | | | | | | | | |
| 11/13 | at Carolina | | | | | | | | | |
| 11/19 | TAMPA BAY | | | | | | | | | |
| 11/26 | at New England | | | | | | | | | |
| 12/03 | DENVER | | | | | | | | | |
| 12/11 | NEW ENGLAND | | | | | | | | | |
| 12/17 | at Buffalo | | | | | | | | | |
| 12/24 | at Kansas City | | | | | | | | | |
| 12/31 | BUFFALO | | | | | | | | | |
| 2017 TOTALS | | 0/0 | 0 | 0 | 0.0 | 0 | 0 | 0 | - | 0/0 |

2018 GAME-BY-GAME STATS (MIAMI)

| DATE | OPPONENT | P/S | ATT | CMP | PCT | YDS | TD | INT | LG | SK/YDS |
|--------------------|-----------------|------------|------------|------------|-------------|-------------|-----------|----------|------------|---------------|
| 09/09 | TENNESSEE | 1/1 | 28 | 20 | 71.4 | 230 | 2 | 2 | 75t | 1/8 |
| 09/16 | at N.Y. Jets | 1/1 | 23 | 17 | 73.9 | 168 | 2 | 0 | 29t | 4/46 |
| 09/23 | OAKLAND | 1/1 | 23 | 17 | 73.9 | 289 | 3 | 0 | 74t | 1/9 |
| 09/30 | at New England | 1/1 | 20 | 11 | 55.0 | 100 | 0 | 1 | 22 | 2/19 |
| 10/07 | at Cincinnati | 1/1 | 35 | 20 | 57.1 | 185 | 1 | 2 | 22t | 3/16 |
| 10/14 | CHICAGO | | | | | | | | | |
| 10/21 | DETROIT | | | | | | | | | |
| 10/25 | at Houston | | | | | | | | | |
| 11/04 | N.Y. JETS | | | | | | | | | |
| 11/11 | at Green Bay | | | | | | | | | |
| 11/25 | at Indianapolis | 1/1 | 25 | 17 | 68.0 | 204 | 2 | 0 | 74t | 1/3 |
| 12/02 | BUFFALO | 1/1 | 24 | 16 | 66.7 | 137 | 3 | 1 | 18t | 3/22 |
| 12/09 | NEW ENGLAND | | | | | | | | | |
| 12/16 | at Minnesota | | | | | | | | | |
| 12/23 | JACKSONVILLE | | | | | | | | | |
| 12/30 | at Buffalo | | | | | | | | | |
| 2018 TOTALS | | 7/7 | 178 | 118 | 66.3 | 1313 | 13 | 6 | 75t | 15/123 |



78

LAREMY TUNSIL

TACKLE // 6-5 // 318 // MISSISSIPPI '16

ACQUIRED: D1, '16

HOMETOWN: LAKE CITY, FLA. // BORN: 8/2/94

NFL: THIRD SEASON // DOLPHINS: THIRD SEASON

NFL CAREER

TRANSACTIONS:

- 1st-round pick (13th overall) by Miami in the 2016 NFL draft.

CAREER HONORS:

- 2016 PFWA All-Rookie team.

CAREER HIGHLIGHTS:

- Started 40 career games.
- First offensive lineman in Dolphins history to start at least one game at guard and tackle in his rookie season.

2018 (MIAMI):

- Started 11 games.
- Inactive for 1 game.

AT N.Y. JETS (9/16):

- Started at left tackle.
- Protected QB Ryan Tannehill, who completed 17-of-23 passes (73.9 pct.) for 168 yards and 2 TDs.
- Blocked for a running game that had 31 carries for 135 yards (4.4 avg.) and 1 TD.

VS. OAKLAND (9/23):

- Started at left tackle.
- Protected QB Ryan Tannehill, who completed 17-of-23 passes (73.9 pct.) for 289 yards and 3 TDs.

VS. CHICAGO (10/14):

- Started at left tackle.
- Protected QB Brock Osweiler, who completed 28-of-44 passes (63.6 pct.) for 380 yards and 3 TDs.
- Blocked for a running game that had 31 carries for 161 yards (5.2 avg.).

2017 (MIAMI):

- Started 15 games at left tackle.
- Inactive for 1 game.

AT L.A. CHARGERS (9/17):

- Started at left tackle.
- Blocked for RB Jay Ajayi, who rushed for 122 yards, snapping the Chargers' streak of 17 straight games without allowing a 100-yard rusher.

VS. DENVER (12/3):

- Started at left tackle.
- Blocked for RB Kenyan Drake, who rushed for 120 yards and 1 TD in the victory for his 1st career 100-yard rushing performance.

VS. NEW ENGLAND (12/11):

- Started at left tackle.
- Helped RB Kenyan Drake rush for 114 yards, his 2nd straight 100-yard rushing effort.

2016 (MIAMI):

- Started 14 games – 12 at left guard and 2 at left tackle.
- Inactive for 2 games.
- Allowed just 0.5 sacks in his 12 starts at left guard.
- Helped RB Jay Ajayi eclipse the 1,000-yard rushing mark for the 1st time in his career and rush for 1,272 yards, the third-most in Dolphins history.

AT SEATTLE (9/11):

- Started at left guard.
- Made NFL debut and his 1st NFL start.

VS. PITTSBURGH (10/16):

- Started at left guard.
- Blocked for RB Jay Ajayi, who rushed for 204 yards for his 1st 100-yard effort.

VS. BUFFALO (10/23):

- Started at left guard.
- Helped RB Jay Ajayi rush for 214 yards, his 2nd straight 200-yard game.

POSTSEASON:

AFC WILD CARD AT PITTSBURGH (1/8):

- Started at left guard.

HONORS:

- PFWA All-Rookie team.

BEFORE THE NFL

COLLEGE (MISSISSIPPI):

- 3-year starter (2013-15).

CAREER:

- Played in 29 games with 26 starts at left tackle.

SENIOR (2015):

- Started 6 games.
- The team went 5-1 and averaged 201.7 rushing yards per game, 514.0 total yards per game and one sack allowed per game in the 6 contests he played in.
- 2nd-team All-American.
- 1st-team All-SEC.

JUNIOR (2014):

- Started 11 games at left tackle.
- 2nd-team All-American.
- 1st-team All-SEC.
- Earned Kent Hull Trophy as the state of Mississippi's top collegiate offensive lineman.

TRUE FRESHMAN (2013):

- Played in 12 games with 9 starts at left tackle.
- Freshman All-American.
- SEC All-Freshman team.
- 2nd-team All-SEC.
- Joined teammate TE Evan Engram as one of the first 2 true freshmen in school history to earn All-SEC honors.

HIGH SCHOOL (COLUMBIA HS – LAKE CITY, FLA.)

SENIOR (2012):

- Florida Class 6A Player of the Year.
- 1st-team all-state.

PERSONAL:

- **PRONUNCIATION:** Name is pronounced LAIR-uh-mee TUHN-suhl.
- **MAJOR:** Journalism.

OFF THE FIELD

COMMUNITY:

- Participated in numerous team events, such as visiting children's hospitals, distributing Thanksgiving meals to needy families, AARP Million Meal Pack and surprising underprivileged children with their own beds at the Ashley HomeStore Hope to Dream sleepover event.

LAREMY TUNSIL'S NFL REGULAR SEASON STATS

GAMES/STARTS: 2016: 14/14, 2017: 15/15, 2018: 11/11

NFL TOTALS: 40/40

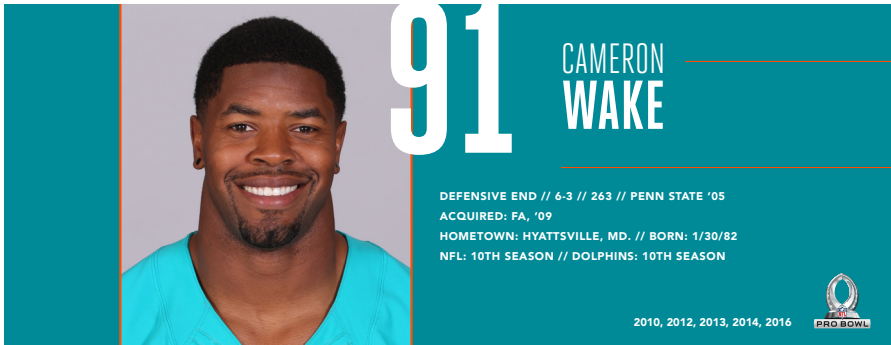
LAREMY TUNSIL'S NFL PLAYOFF STATS

GAMES/STARTS: 2016: 1/1

PLAYOFF TOTALS: 1/1

ADDITIONAL STATS

Miscellaneous Tackles: 1 in 2018.



PRO FOOTBALL CAREER

TRANSACTIONS:

- Signed by Miami on Jan. 19, 2009.
- Signed by the BC Lions of the Canadian Football League in May 2007.
- Waived by the N.Y. Giants on June 22, 2005.
- Signed by the N.Y. Giants as an undrafted college free agent on May 6, 2005.

CAREER HONORS:

- Named one the franchise's 50 greatest players on the Miami Dolphins 50th Season All-Time Team.
- 2017 Don Shula Leadership Award.
- 2016 Pro Bowl selection.
- 2016 2nd-team All-Pro edge rusher.
- 2016 Dolphins Ed Block Courage Award.
- 2016 Don Shula Leadership Award.
- No. 62 on the NFL Network Top 100 list in 2016.
- AFC Defensive Player of the Week (at Tennessee, 10/18/15).
- 2014 Pro Bowl selection.
- 2014 2nd-team All-Pro.
- No. 39 on the NFL Network Top 100 list in 2014.
- AFC Defensive Player of the Week (vs. New England, 9/7/14).
- 2013 Pro Bowl selection.
- No. 89 on the NFL Network Top 100 list in 2013.
- AFC Defensive Player of the Week (vs. Cincinnati, 10/31/13).
- 2012 Pro Bowl selection.
- 2012 1st-team All-Pro.
- AFC Defensive Player of the Month (October, 2012).
- 2010 Pro Bowl selection.
- 2010 1st-team All-Pro.
- No. 63 on the NFL Network Top 100 list in 2010.
- 2008 CFL Defensive Player of the Year.
- 2008 Norm Fieldgate Trophy (outstanding defensive player in the CFL's West Division).
- 2008 TSN CFL Friday Night Gladiator of the Year (effort, toughness and sacrifice).
- 2008 All-Western Division (CFL).
- 2007 CFL Defensive Player of the Year.
- 2007 CFL Rookie of the Year.
- 2007 Norm Fieldgate Trophy (outstanding defensive player in the CFL West Division).
- 2007 All-Western Division (CFL).

CAREER HIGHLIGHTS:

- Played in 142 games with 122 starts.
- 339 tackles (264 solo), 96.5 sacks, 1 interception, 14 passes defensed, 22 forced fumbles and 2 fumble recoveries.
- 12 special teams tackles (9 solo).
- His 96.5 sacks since 2009 lead the NFL in that span:

| NFL SACK LEADERS FROM 2009-18 | | |
|-------------------------------|-------------------|-------|
| PLAYER | TEAM(S) | SACKS |
| 1. CAMERON WAKE | MIAMI | 96.5 |
| 2. Von Miller | Denver | 96.0 |
| 3. Julius Peppers | Car./Chi./GB/Car. | 88.0 |
| 4. J.J. Watt | Houston | 87.5 |
| 5. DeMarcus Ware | Dallas/Denver | 85.0 |

- His 96.5 sacks are 2nd all-time in Dolphins history:

| DOLPHINS ALL-TIME SACK LEADERS | | |
|--------------------------------|-----------------------|-------|
| PLAYER | YEARS | SACKS |
| 1. Jason Taylor | 1997-2007; 2009; 2011 | 131.0 |
| 2. CAMERON WAKE | 2009-18 | 96.5 |
| 3. Bill Stanfill | 1969-76 | 69.5 |
| 4. Doug Betters | 1978-87 | 65.5 |
| 5. Vern Den Herder | 1971-82 | 65.0 |

- His 96.5 sacks are 2nd in NFL history among undrafted players since sacks were recognized as an official statistic in 1982 (does not include supplemental draft picks):

| MOST SACKS BY UNDRAFTED PLAYERS IN NFL HISTORY | | | |
|--|-------------------------|-----------|-------|
| PLAYER | TEAM(S) | YEARS | SACKS |
| 1. John Randle | Min./Sea. | 1990-2003 | 137.5 |
| 2. CAMERON WAKE | MIA. | 2009-18 | 96.5 |
| 3. James Harrison | Pit./NE | 2004-17 | 84.5 |
| 4. Chris Clemons | Was./Oak/Phi./Sea./Jax. | 2004-15 | 69.0 |
| 5. Adefawale Ogunleye | Mia./Chi./Hou. | 2001-10 | 67.0 |

- He joins DE Julius Peppers (Chicago/Green Bay/Carolina) as the only 2 NFL players who have recorded 7+ sacks in each of the past 8 seasons (2010-17).
- His 92 sacks from 2009-17 are the 2nd-most by a Dolphins player in their 1st 9 seasons with the team:

MOST SACKS IN 1ST 9 SEASONS WITH THE DOLPHINS

| PLAYER | YEARS | SACKS |
|------------------------|----------------|-------------|
| 1. Jason Taylor | 1997-2005 | 92.5 |
| 2. CAMERON WAKE | 2009-17 | 92.0 |
| 3. Bill Stanfill | 1969-76 | 69.5 |
| 4. Doug Betters | 1978-86 | 65.5 |
| 5. Jeff Cross | 1988-95 | 59.5 |

- Has 2 of the team's top 10 all-time single-season sack campaigns:

DOLPHINS ALL-TIME SINGLE-SEASON SACK LEADERS

| PLAYER | YEAR | SACKS |
|---------------------|-------------|-------------|
| 1. Bill Stanfill | 1973 | 18.5 |
| Jason Taylor | 2002 | 18.5 |
| 3. Joey Porter | 2008 | 17.5 |
| 4. Trace Armstrong | 2000 | 16.5 |
| 5. Doug Betters | 1983 | 16.0 |
| 6. Adewale Ogunleye | 2003 | 15.0 |
| CAMERON WAKE | 2012 | 15.0 |
| 8. Jason Taylor | 2000 | 14.5 |
| 9. Doug Betters | 1984 | 14.0 |
| Bryan Cox | 2002 | 14.0 |
| CAMERON WAKE | 2010 | 14.0 |

- Has 5 games of 3+ sacks in his career, which is 2nd in Dolphins history:

MOST GAMES WITH 3+ SACKS IN DOLPHINS HISTORY

| PLAYER | YEARS | NO. |
|------------------------|----------------|----------|
| 1. Jason Taylor | 1997-2005 | 6 |
| 2. CAMERON WAKE | 2009-18 | 5 |
| 3. Jeff Cross | 1988-95 | 4 |
| 4. Adewale Ogunleye | 2000-03 | 2 |
| Doug Betters | 1978-87 | 2 |

- Has 16 games of 2+ sacks in his career, which is 2nd in Dolphins history:

MOST GAMES WITH 2+ SACKS IN DOLPHINS HISTORY

| PLAYER | YEARS | NO. |
|------------------------|----------------|-----------|
| 1. Jason Taylor | 1997-2005 | 25 |
| 2. CAMERON WAKE | 2009-18 | 17 |
| 3. Trace Armstrong | 1995-2000 | 12 |
| Jeff Cross | 1988-95 | 12 |
| 5. Doug Betters | 1978-87 | 8 |

- Has recorded at least 1 sack in 5 consecutive games on 3 separate occasions – in 2016, 2014 and 2012.
- Has recorded multiple sacks (1.5 or more) in 22 career games and the Dolphins are 13-9 in those contests.
- His 11.5 sacks in 2016 were 3rd in the AFC and 6th in the NFL that season:

2016 NFL SACK LEADERS

| PLAYER | TEAM | SACKS |
|------------------------|--------------|-------------|
| 1. Vic Beasley Jr. | Atlanta | 15.5 |
| 2. Von Miller | Denver | 13.5 |
| 3. Lorenzo Alexander | Buffalo | 12.5 |
| Markus Golden | Arizona | 12.5 |
| Danielle Hunter | Minnesota | 12.5 |
| 6. CAMERON WAKE | MIAMI | 11.5 |
| Cliff Avril | Seattle | 11.5 |

- His 9 forced fumbles in 2015-16 led the NFL in that span:

2015-16 NFL FORCED FUMBLE LEADERS

| PLAYER | TEAM(S) | FF |
|------------------------|---------------------|----------|
| 1. CAMERON WAKE | MIAMI | 9 |
| 2. Vic Beasley Jr. | Atlanta | 8 |
| Chandler Jones | New England/Arizona | 8 |

- His 15.0 sacks in 2012 were 3rd in the AFC and 4th in the NFL that season:

2012 NFL SACK LEADERS

| PLAYER | TEAM | SACKS |
|------------------------|---------------|-------------|
| 1. J.J. Watt | Houston | 20.5 |
| 2. Aldon Smith | San Francisco | 19.5 |
| 3. Von Miller | Denver | 18.5 |
| 4. CAMERON WAKE | MIAMI | 15.0 |
| 5. Clay Matthews | Green Bay | 13.0 |

- His 4.5 sacks at Arizona on Sept. 30, 2012 was the 4th-most sacks in a single game in team history:

MOST SACKS IN A GAME (DOLPHINS)

| PLAYER | OPP, DATE | SACKS |
|------------------------|----------------------------|------------|
| 1. Bill Stanfill | vs. Jets, 10/7/73 | 5.0 |
| Vern Den Herder | vs. Buffalo, 10/21/73 | 5.0 |
| Bill Stanfill | vs. Buffalo, 11/17/74 | 5.0 |
| 4. CAMERON WAKE | AT ARIZONA, 9/30/12 | 4.5 |
| 5. Six times | | 4.0 |

- His 14.0 sacks in 2010 were 2nd in the AFC and 3rd in the NFL that season:

2010 NFL SACK LEADERS

| PLAYER | TEAM | SACKS |
|------------------------|--------------|-------------|
| 1. DeMarcus Ware | Dallas | 15.5 |
| 2. Tamba Hali | Kansas City | 14.5 |
| 3. CAMERON WAKE | MIAMI | 14.0 |
| 4. Clay Matthews | Green Bay | 13.5 |
| 5. John Abraham | Atlanta | 13.0 |

2018 (MIAMI):

- Started 10 games.
- Inactive for 2 games.
- 27 tackles (15 solo), 4.5 sacks and 1 forced fumble.

VS. OAKLAND (9/23): 3 tackles (1 solo) and 1 sack.

- Sacked QB Derek Carr for a loss of 8 yards in the 2nd quarter.

VS. N.Y. JETS (11/4): 3 tackles (2 solo) and 2 sacks.

- Sacked QB Sam Darnold on 2nd-and-9 for a loss of 10 yards in the 2nd quarter.
- Sacked QB Sam Darnold again on 2nd-and-7 for a loss of 7 yards in the 4th quarter.

AT INDIANAPOLIS (11/25): 1 solo tackle, 1 sack and 1 forced fumble.

- Strip-sacked QB Andrew Luck on third-and-7 in the 3rd quarter.

2017 (MIAMI):

- Started all 16 games.
- 36 tackles (26 solo) and 10.5 sacks.
- Reached double-digit sacks for the 5th time in his career.
- Was the 1st time in his career that he had double-digit sacks in consecutive seasons.
- Became the 12th player age 35+ to record at least 10 sacks since it became an official statistic in 1982.
- Was the 4th player age 35+ in the past 15 years to reach double-digit sacks, joining John Abraham, Julius Peppers and Terrell Suggs.

- Selected by teammates to serve as a season-long team captain.

VS. N.Y. JETS (10/22): 4 tackles (3 solo) and 2.5 sacks.

- Sacked QB Josh McCown for a loss of 10 yards in the 1st quarter.
- Split a sack with DT Ndamukong Suh on 3rd-and-10, forcing a punt.
- Sacked McCown again on 3rd-and-9 for a loss of 9 yards in the 4th quarter.

AT NEW ENGLAND (11/26): 3 solo tackles, 1 sack and 5 quarterback hits.

- Sacked QB Tom Brady for a loss of 6 yards on 3rd-and-4, forcing a 4th quarter punt.
- His 5 quarterback hits were tied for 3rd-most in a game in his career.

VS. BUFFALO (12/31): 2 tackles (1 solo) and 1.5 sacks.

- Sacked QB Tyrod Taylor on 3rd-and-10 for a loss of 5 yards, forcing a punt.
- Split a sack with DE Andre Branch in the 2nd quarter.

HONORS:

- Don Shula Leadership Award winner, voted on by his teammates.
- No. 74 on the NFL Network Top 100 list.

2016 (MIAMI):

- Played in 16 games with 11 starts.
- 29 tackles (22 solo), 11.5 sacks, 1 interception, 2 passes defended and 5 forced fumbles.
- 3rd in the AFC and tied for 6th in the NFL with 11.5 sacks.
- His 9 forced fumbles in 2015-16 led the NFL.
- Recorded at least 1 sack in 5 straight games from Oct. 23 to Nov. 27, tying the longest streak of consecutive games with at least 1 sack in his career (2012 and 2014).
- Selected by teammates to serve as a season-long team captain.

VS. BUFFALO (10/23): 2 tackles (1 solo) and 1.5 sacks.

- Sacked QB Tyrod Taylor for a loss of 5 yards on 3rd-and-12 in the 1st quarter.
- Split a sack with DE Andre Branch for a loss of 6 yards in the 4th quarter.

VS. N.Y. JETS (11/6): 4 solo tackles, 2 sacks and 2 forced fumbles.

- Recorded 2 strip-sacks on QB Ryan Fitzpatrick in the 1st half.
- It was the 15th time in his career he recorded 2+ sacks in a game.

AT N.Y. JETS (12/17): 2 solo tackles, 1 sack, 1 interception, 1 pass defended and 1 forced fumble.

- Strip-sacked QB Bryce Petty on 3rd-and-4 in the 1st quarter.
- Recorded his 1st career interception, returning it 12 yards in the 2nd quarter.
- Became the 1st Dolphins defensive lineman with a forced fumble and interception in the same game since 2006 (DE Jason Taylor).

POSTSEASON:

AFC WILD CARD AT PITTSBURGH (1/8): 6 tackles

(3 solo).

PRO BOWL:

- Earned his 5th Pro Bowl selection and was chosen to start the game.

HONORS:

- 2nd-team All-Pro edge rusher.
- Dolphins Ed Block Courage Award winner, voted on by his teammates.
- Don Shula Leadership Award winner, voted on by his teammates.
- No. 62 on the NFL Network Top 100 list.

2015 (MIAMI):

- Started 7 games.
- Missed the rest of the season after being placed on injured reserve on Nov. 2.
- 9 tackles (7 solo), 7 sacks, 1 pass defended and 4 forced fumbles.

AT TENNESSEE (10/18): 4 solo tackles, 4 sacks and 2 forced fumbles.

- All 4 sacks came in the 1st half, which tied a mark for most sacks in a 1st half by an NFL player since 1991.
- His 4 sacks were tied for the 4th-most in a single-game in team history.
- Finished the game with 67 career sacks, moving him into 3rd place in team history.
- Became the 1st player not selected in the NFL or supplemental drafts to have multiple 4+ sack games in his career since the statistic became official in 1982.

VS. HOUSTON (10/25): 2 solo tackles, 2 sacks, 2 forced fumbles and 1 pass defended.

- Strip-sacked QB Brian Hoyer twice in the 2nd quarter.

AT NEW ENGLAND (10/29): 2 tackles (1 solo) and 1 sack.

- His 7 sacks in 3 games were the most in a 3-game span in team history.

HONORS:

- Named one the franchise's 50 greatest players on the Miami Dolphins 50th Season All-Time Team.
- AFC Defensive Player of the Week (at Tennessee, 10/18).

2014 (MIAMI):

- Started all 16 games.
- 38 tackles (32 solo), 11.5 sacks, 3 passes defended, 3 forced fumbles and 1 fumble recovery.

VS. NEW ENGLAND (9/7): 3 solo tackles, 2 sacks and 2 forced fumbles.

- Became the 1st Dolphins player to record at least 2 sacks and 2 forced fumbles in the same game since LB Charlie Anderson on Nov. 15, 2009.

AT DETROIT (11/9): 2 solo tackles and 2 sacks.

- Marked the 5th straight game he registered a sack.

VS. MINNESOTA (12/21): 5 tackles (4 solo) and 2 sacks.

- Became the 4th Dolphins player since sacks became an official statistic in 1982 to record 10+ sacks in at least 3 seasons with the team, joining DE Jason Taylor (6), DE Trace Armstrong (3) and DE Jeff Cross (3).

PRO BOWL:

- Earned his 4th Pro Bowl selection.

HONORS:

- 2nd-team All-Pro.
- No. 39 on the NFL Network Top 100 list.
- AFC Defensive Player of the Week (vs. New England, 9/7).

2013 (MIAMI):

- Started 15 games.
- Inactive 1 game.
- 37 tackles (29 solo), 8.5 sacks and 2 forced fumbles.
- 1 safety.

AT CLEVELAND (9/8): 4 tackles (2 solo) and 2.5 sacks.

- Sacked QB Brandon Weeden on a 2nd-and-10 in the 3rd quarter.
- Brought Weeden down again on a 4th-and-2 snap in the 4th quarter.

VS. CINCINNATI (10/31): 5 solo tackles, 3 sacks, 1 forced fumble, 1 fumble recovery; 1 safety.

- Strip-sacked QB Andy Dalton on a 3rd-and-4 in the 1st quarter, recovering the fumble himself.
- Sacked Dalton in the end zone in overtime, resulting in a safety that won the game.
- It marked the 3rd time in NFL history an overtime game ended on a safety.

AT PITTSBURGH (12/8): 3 solo tackles, 1 sack and 1 forced fumble.

- The sack and forced fumble came on the same play when he strip-sacked QB Ben Roethlisberger for a 2-yard loss.

PRO BOWL:

- Earned his 3rd Pro Bowl selection.

HONORS:

- No. 66 on the NFL Network Top 100 list.
- AFC Defensive Player of the Week (vs. Cincinnati, 10/31).

2012 (MIAMI):

- Started all 16 games.
- 53 tackles (38 solo), 15 sacks, 3 forced fumbles and 1 pass defended.
- His 15 sacks were 4th in the NFL that season and tied for 6th in Dolphins history.
- Moved to defensive end after playing linebacker for the 1st 3 seasons of his Dolphins career.

AT ARIZONA (9/30): 5 tackles (4 solo) and 4.5 sacks.

- His 4.5 sacks are the 4th-best single-game total in team history.
- Brought down QB Kevin Kolb 4 different times on 3rd downs, forcing a punt each time.

AT INDIANAPOLIS (11/4): 4 solo tackles, 1 sack and 1 forced fumble.

- Marked the 5th straight game he registered a sack.

AT SAN FRANCISCO (12/9): 6 solo tackles, 3 sacks and 1 forced fumble.

- It was his 3rd multi-sack of the season.
- All 3 sacks came in the 1st half.

PRO BOWL:

- Earned his 2nd Pro Bowl selection and his 1st at defensive end after he made the Pro Bowl following the 2010 season.
- Is 1 of just 3 Dolphins players to make the Pro

Bowl at 2 different positions, joining DE/DT Randy Starks and C/G Mike Pouncey.

- Recorded a 6-yard sack of New Orleans QB Drew Brees in the 1st quarter.

HONORS:

- 1st-team All-Pro.
- No. 89 on the NFL Network Top 100 list.
- AFC Defensive Player of the Month (October).

2011 (MIAMI):

- Played in all 16 games with 14 starts.
- 42 tackles, 8.5 sacks and 2 passes defended.
- His 8.5 sacks were tied for 12th in the AFC.

VS. NEW ENGLAND (9/12): 3 solo tackles, 1 sack and 1 pass defended.

VS. DENVER (10/23): 4 solo tackles and 2 sacks.

- Sacked QB Tim Tebow twice for a total of 9 yards in losses.

AT BUFFALO (12/18): 7 tackles (6 solo), 1 sack and 1 pass defended.

PRO BOWL:

- Earned his 1st Pro Bowl selection as a starter at outside linebacker.

2010 (MIAMI):

- Started all 16 games.
- 57 tackles (48 solo), 14 sacks, 4 passes defended and 3 forced fumbles.
- His 14 sacks were 3rd in the NFL that season and tied for 9th in team history.

AT MINNESOTA (10/19): 4 tackles, 1 sack and 1 forced fumble.

- Sacked QB Brett Favre in the end zone and forced a fumble, which was recovered by LB Koa Misi for a touchdown.

AT GREEN BAY (10/17): 3 solo tackles and 3 sacks.

- Brought down QB Aaron Rodgers 3 times.
- It was the most sacks by a Dolphins player in a single game since Sept. 21, 2008 (LB Joey Porter).

AT N.Y. JETS (12/12): 5 solo tackles, 2 sacks and 1 forced fumble.

- Sacked QB Mark Sanchez twice on the final drive of the game, preserving the Dolphins victory.

HONORS:

- 1st-team All-Pro.
- No. 63 on the NFL Network Top 100 list.

2009 (MIAMI):

- Played in 14 games with 1 start.
- Inactive for 2 games.
- 11 tackles (10 solo), 5.5 sacks, 1 pass defended and 1 forced fumble.
- 12 special teams tackles (9 solo).

AT SAN DIEGO (9/27): 1 solo special teams tackle.

- Made his NFL debut.

VS. BUFFALO (10/4): 6 tackles (5 solo), 2.5 sacks and 1 forced fumble.

- His 2.5 sacks were 3rd-most in team history by a rookie or 1st-year player in a game.
- His 2.5 sacks were the 1st sacks of his career.

VS. PITTSBURGH (1/3): 1 solo special teams tackle.

- Made his 1st NFL start.

2008 (B.C. LIONS/CFL):

- 65 tackles, 23 sacks and 3 fumble recoveries.

- His 23 sacks led the CFL.

HONORS:

- CFL Defensive Player of the Year.
- Won the Norm Fieldgate Trophy (outstanding defensive player in the West Division).
- 1st defensive player to win the TSN Friday Night Gladiator of the Year (effort, toughness and sacrifice).
- All-Western Division.

2007 (B.C. LIONS/CFL):

- 72 tackles, 16 sacks.
- His 16 sacks led the NFL.
- 1 blocked field goal.

HONORS:

- CFL Defensive Player of the Year.
- CFL Rookie of the Year.
- Won the Norm Fieldgate Trophy (outstanding defensive player in the West Division).
- All-Western Division.

2006 (N.Y. GIANTS):

- Spent the offseason with the N.Y. Giants before being waived on June 22.

BEFORE THE NFL

COLLEGE (PENN STATE):

- 4-year letterman (2001-04).
- Played mainly linebacker but also appeared at defensive end.

CAREER: 191 tackles, 2 forced fumbles, 8.5 sacks; 7 blocked kicks.

HIGH SCHOOL (DeMATHA CATHOLIC HS – HYATTSVILLE, MD.)

- Played safety, running back and wide receiver.
- Also lettered in track and basketball.

SENIOR (1999):

- Washington Post Defensive Player of the Year.

OFF THE FIELD

COMMUNITY:

- Participated in numerous team events, such as purchasing toys and meals for the holidays, playing video games with kids with disabilities, shopping with local schoolchildren during the Kids and Fins Publix Shopping Spree and donating purchased tickets as part of the "All-Community Team."

PERSONAL:

- After he was released by the N.Y. Giants in 2006, entered the corporate world as a mortgage broker before resuming his professional football career in Canada with the B.C. Lions.
- Participated in the 3-day Stephen Ross externship in New York in July 2016.
- Participates annually in the Miami Dolphins Business Combine.
- **MAJOR:** Sociology.

CAMERON WAKE'S NFL REGULAR SEASON STATS

| YEAR | TEAM | GP | GS | TACKLES | | | | | INTERCEPTIONS | | | | | FUMBLES | |
|-------------------|-------|------------|------------|------------|------------|-----------|-------------|--------------|---------------|-----------|-----------|----------|-----------|-----------|----------|
| | | | | TOT | SOLO | ASST | SK | YDS | INT | YDS | LG | TD | PD | FF | FR |
| 2009 | MIAMI | 14 | 1 | 11 | 10 | 1 | 5.5 | 28.5 | 0 | 0 | 0 | 0 | 1 | 1 | 0 |
| 2010 | MIAMI | 16 | 16 | 57 | 48 | 9 | 14.0 | 89.5 | 0 | 0 | 0 | 0 | 4 | 3 | 0 |
| 2011 | MIAMI | 16 | 14 | 42 | 37 | 5 | 8.5 | 47.5 | 0 | 0 | 0 | 0 | 2 | 0 | 0 |
| 2012 | MIAMI | 16 | 16 | 53 | 38 | 15 | 15.0 | 92.0 | 0 | 0 | 0 | 0 | 1 | 3 | 0 |
| 2013 | MIAMI | 15 | 15 | 37 | 29 | 8 | 8.5 | 56.0 | 0 | 0 | 0 | 0 | 0 | 2 | 1 |
| 2014 | MIAMI | 16 | 16 | 38 | 32 | 6 | 11.5 | 59.5 | 0 | 0 | 0 | 0 | 3 | 3 | 1 |
| 2015 | MIAMI | 7 | 7 | 9 | 7 | 2 | 7.0 | 39.0 | 0 | 0 | 0 | 0 | 1 | 4 | 0 |
| 2016 | MIAMI | 16 | 11 | 29 | 22 | 7 | 11.5 | 90.5 | 1 | 12 | 12 | 0 | 2 | 5 | 0 |
| 2017 | MIAMI | 16 | 16 | 36 | 26 | 10 | 10.5 | 72.0 | 0 | 0 | 0 | 0 | 0 | 0 | 0 |
| 2018 | MIAMI | 10 | 10 | 27 | 15 | 12 | 4.5 | 38.0 | 0 | 0 | 0 | 0 | 0 | 1 | 0 |
| NFL TOTALS | | 142 | 122 | 339 | 264 | 75 | 96.5 | 612.5 | 1 | 12 | 12 | 0 | 14 | 22 | 2 |

CAMERON WAKE'S NFL PLAYOFF STATS


| YEAR | TEAM | GP | GS | TACKLES | | | | | INTERCEPTIONS | | | | | FUMBLES | |
|-----------------------|-------|----------|----------|----------|----------|----------|------------|------------|---------------|----------|----------|----------|----------|----------|----------|
| | | | | TOT | SOLO | ASST | SK | YDS | INT | YDS | LG | TD | PD | FF | FR |
| 2016 | MIAMI | 1 | 1 | 6 | 3 | 3 | 0.0 | 0.0 | 0 | 0 | 0 | 0 | 0 | 0 | 0 |
| PLAYOFF TOTALS | | 1 | 1 | 6 | 3 | 3 | 0.0 | 0.0 | 0 | 0 | 0 | 0 | 0 | 0 | 0 |

ADDITIONAL STATS

Special Teams Tackles: 12 in 2009.
Safeties: 1 in 2013.

SINGLE-GAME CAREER HIGHS

Tackles: 8 at Baltimore, 11/7/10
Sacks: 4.5 at Arizona, 9/30/12
Interceptions: 1 at N.Y. Jets, 12/17/16
Passes Defensed: 2 at Buffalo, 9/12/10
Forced Fumbles: 2 4 times, last: vs. N.Y. Jets, 11/6/16
Fumble Recoveries: 1 twice, last: at Chicago, 10/19/14



98

SYLVESTER WILLIAMS

DEFENSIVE TACKLE // 6-2 // 328 // NORTH CAROLINA '13
ACQUIRED: FA, '18
HOMETOWN: JEFFERSON CITY, MO. // BORN: 11/12/88
NFL: SIXTH SEASON // DOLPHINS: FIRST SEASON

NFL CAREER

TRANSACTIONS:

- Signed by Miami on Oct. 31, 2018.
- Released by Detroit on Oct. 25, 2018.
- Signed by Detroit on March 21, 2018.
- Released by Tennessee on March 17, 2018.
- Signed by Tennessee as an unrestricted free agent from Denver on March 10, 2017.
- 1st-round pick (28th overall) by Denver in the 2013 NFL draft.

CAREER HIGHLIGHTS:

- Played in 85 career games with 63 starts.
- 123 tackles (86 solo), 6 sacks, 2 passes defended and 1 fumble recovery.

2018 (DETROIT/MIAMI):

- Played in 4 games for Miami.
- 3 solo tackles for Miami.
- Signed by Miami on Oct. 31.
- Released by Detroit on Oct. 25.
- Played in 6 games with 4 starts for Detroit.
- 6 tackles (4 solo) for Detroit.

VS. N.Y. JETS (11/4): Played, but did not record any stats.

- Made his Dolphins debut.

AT INDIANAPOLIS (11/25): 2 solo tackles.

VS. BUFFALO (12/2): 1 solo tackle.

2017 (TENNESSEE):

- Played in 15 games with 11 starts.
- Inactive for 1 game.
- 20 tackles (12 solo).

AT HOUSTON (10/1): 2 solo tackles.

VS. L.A. RAMS (12/24): 4 tackles (2 solo).

VS. JACKSONVILLE (12/31): 3 tackles (1 solo).

POSTSEASON:

AFC WILD CARD AT KANSAS CITY (1/6): 2 solo tackles and 1 sack.

AFC DIVISIONAL AT NEW ENGLAND (1/13): 5 tackles (4 solo).

2016 (DENVER):

- Started all 16 games.
- 29 tackles (20 solo), 1 sack and 1 pass defended.

AT TAMPA BAY (10/2): 2 solo tackles and 1 sack.

AT OAKLAND (11/6): 5 tackles (4 solo).

VS. KANSAS CITY (11/27): 1 solo tackle and 1 pass defended.

2015 (DENVER):

- Started 15 games.
- Inactive for 1 game.
- 25 tackles (18 solo) and 3 sacks.

AT DETROIT (9/27): 3 tackles (2 solo) and 1 sack.

VS. MINNESOTA (10/4): 4 tackles (3 solo) and 1 sack.

VS. SAN DIEGO (1/3): 3 solo tackles.

POSTSEASON:

AFC DIVISIONAL VS. PITTSBURGH (1/17): Started at nose tackle but did not record any stats.

AFC CHAMPIONSHIP VS. NEW ENGLAND (1/24): Started at nose tackle but did not record any stats.

SUPER BOWL 50 VS. CAROLINA (2/7): 2 tackles (1 solo) and 1 pass defended.

- Won his 1st Super Bowl.

2014 (DENVER):

- Played in all 16 games with 13 starts.
- 21 tackles (17 solo) and 1 pass defended.

AT SEATTLE (9/21): 4 tackles (2 solo).

VS. SAN FRANCISCO (10/19): 2 solo tackles and 1 pass defended.

AT ST. LOUIS (11/16): 3 solo tackles.

POSTSEASON:

AFC DIVISIONAL VS. INDIANAPOLIS (1/11): 1 solo tackle.

2013 (DENVER):

- Played in 13 games with 4 starts.
- Inactive for 3 games
- 19 tackles (12 solo), 2 sacks and 1 fumble recovery.

VS. BALTIMORE (9/5): 1 solo tackle.

- Made his NFL debut.

VS. TENNESSEE (12/8): Started at defensive tackle but did not record any stats.

- Made his 1st NFL start.

VS. SAN DIEGO (12/12): 5 tackles (3 solo) and 1 sack.

- Recorded his 1st NFL sack, taking down QB Philip Rivers.

POSTSEASON:

AFC DIVISIONAL VS. SAN DIEGO (1/12): 1 tackle.

AFC CHAMPIONSHIP VS. NEW ENGLAND (1/19):

Started at defensive tackle but did not record any stats.

SUPER BOWL XLVIII VS. SEATTLE (2/2): 2 solo tackles.**BEFORE THE NFL****COLLEGE (NORTH CAROLINA):**

- 2-year starter (2011-12).
- Transferred from Coffeyville (Kan.) Community College following his sophomore season (2010).

CAREER (AT NORTH CAROLINA): Started all 25 games; 96 tackles (44 solo), 8.5 sacks, 1 interception, 4 passes defended and 1 forced fumble.

SENIOR (2012 AT NORTH CAROLINA): Started all 12 games; 42 tackles (21 solo) and 6 sacks.

- 1st-team All-American.
- 1st-team All-ACC.
- His 6 sacks tied for the most in the ACC among defensive tackles.

JUNIOR (2011 AT NORTH CAROLINA): Started

all 13 games; 54 tackles (23 solo), 2.5 sacks, 1 interception, 4 passes defended and 1 forced fumble.

SOPHOMORE (2010 AT COFFEYVILLE CC):

Started all 11 games; 52 tackles, 2 sacks and 5 blocked kicks.

- All-conference.
 - Honorable mention All-American
- FRESHMAN (2009 AT COFFEYVILLE CC):** Started 9 games.
- Earned a roster spot as a walk-on.

HIGH SCHOOL (JEFFERSON CITY HS – JEFFERSON CITY, MO.)

- Played 1 season of high school football.

OFF THE FIELD**PERSONAL:**

- Worked at a manufacturing company after high school before enrolling in college to pursue football.
- **MAJOR:** Communications.

SYLVESTER WILLIAMS'S NFL REGULAR SEASON STATS

| YEAR | TEAM | GP | GS | TACKLES | | | | | INTERCEPTIONS | | | | | FUMBLES | | |
|-------------------|-----------|-----------|-----------|------------|-----------|-----------|------------|-------------|---------------|----------|----------|----------|----------|----------|----------|---|
| | | | | TOT | SOLO | ASST | SK | YDS | INT | YDS | LG | TD | PD | FF | FR | |
| 2013 | DENVER | 13 | 4 | 19 | 12 | 7 | 2.0 | 8.0 | 0 | 0 | 0 | 0 | 0 | 0 | 0 | 1 |
| 2014 | DENVER | 16 | 13 | 21 | 17 | 4 | 0.0 | 0.0 | 0 | 0 | 0 | 0 | 1 | 0 | 0 | 0 |
| 2015 | DENVER | 15 | 15 | 25 | 18 | 7 | 3.0 | 10.0 | 0 | 0 | 0 | 0 | 0 | 0 | 0 | 0 |
| 2016 | DENVER | 16 | 16 | 29 | 20 | 9 | 1.0 | 7.0 | 0 | 0 | 0 | 0 | 1 | 0 | 0 | 0 |
| 2017 | TENNESSEE | 15 | 11 | 20 | 12 | 8 | 0.0 | 0.0 | 0 | 0 | 0 | 0 | 0 | 0 | 0 | 0 |
| 2018 | DETROIT | 6 | 4 | 6 | 4 | 2 | 0.0 | 0.0 | 0 | 0 | 0 | 0 | 0 | 0 | 0 | 0 |
| | MIAMI | 4 | 0 | 3 | 3 | 0 | 0.0 | 0.0 | 0 | 0 | - | 0 | 0 | 0 | 0 | 0 |
| NFL TOTALS | | 85 | 63 | 123 | 86 | 37 | 6.0 | 25.0 | 0 | 0 | 0 | 0 | 2 | 0 | 1 | |

SYLVESTER WILLIAMS'S NFL PLAYOFF STATS

| YEAR | TEAM | GP | GS | TACKLES | | | | | INTERCEPTIONS | | | | | FUMBLES | | |
|-----------------------|-----------|----------|----------|-----------|-----------|----------|------------|------------|---------------|----------|----------|----------|----------|----------|----------|---|
| | | | | TOT | SOLO | ASST | SK | YDS | INT | YDS | LG | TD | PD | FF | FR | |
| 2013 | DENVER | 3 | 3 | 3 | 2 | 1 | 0.0 | 0.0 | 0 | 0 | 0 | 0 | 0 | 0 | 0 | 0 |
| 2014 | DENVER | 1 | 0 | 1 | 1 | 0 | 0.0 | 0.0 | 0 | 0 | 0 | 0 | 0 | 0 | 0 | 0 |
| 2015 | DENVER | 3 | 3 | 2 | 1 | 1 | 0.0 | 0.0 | 0 | 0 | 0 | 0 | 1 | 0 | 0 | 0 |
| 2017 | TENNESSEE | 2 | 1 | 7 | 6 | 1 | 1.0 | 0.0 | 0 | 0 | 0 | 0 | 0 | 0 | 0 | 0 |
| PLAYOFF TOTALS | | 9 | 7 | 13 | 10 | 3 | 1.0 | 0.0 | 0 | 0 | 0 | 0 | 1 | 0 | 0 | |

SINGLE-GAME CAREER HIGHS

- Tackles:** 5 4 times, last: at New England, 1/13/18**
- Sacks:** 1 7 times, last: at Kansas City, 1/6/18*
- Passes Defended:** 1 3 times, last: vs. Kansas City, 11/27/16
- Fumble Recoveries:** 1 at Oakland, 12/29/13

*AFC Wildcard game
**AFC Divisional game



76

JONATHAN
WOODARD

DEFENSIVE END // 6-6 // 271 // CENTRAL ARKANSAS '16

ACQUIRED: FA, '17

HOMETOWN: BRENTWOOD, TENN. // BORN: 9/19/93

NFL: FIRST SEASON // DOLPHINS: FIRST SEASON

NFL CAREER

TRANSACTIONS:

- Promoted from Miami's practice squad on Sept. 26, 2018.
- Signed to Miami's practice squad on Sept. 3, 2018.
- Waived by Miami on Sept. 1, 2018.
- Signed by Miami on Jan. 1, 2018.
- Signed to Miami's practice squad on Dec. 5, 2017.
- Released from Atlanta's practice squad on Oct. 24, 2017.
- Signed to Atlanta's practice squad on Oct. 11, 2017.
- Waived by Jacksonville on Sept. 2, 2017.
- 7th-round pick (226th overall) by Jacksonville in the 2016 NFL draft.

CAREER HIGHLIGHTS:

- Played in 4 career games.
- 9 tackles (7 solo) and 1 sack.

2018 (MIAMI):

- Played in 4 games.
- Inactive for 5 games.
- 9 tackles (7 solo) and 1 sack.
- Promoted from Miami's practice squad on Sept. 26.

AT NEW ENGLAND (9/30): 4 tackles (3 solo).

- Made NFL debut.

AT CINCINNATI (10/7): 1 solo tackle.

VS. CHICAGO (10/14): 3 solo tackles and 1 sack.

- Sacked QB Mitch Trubisky for a loss of 7 yards in the 2nd quarter.

2017 (MIAMI/ATLANTA/JACKSONVILLE):

- Spent parts of the season on Miami and Atlanta's practice squads.
- Was with Jacksonville for the offseason and training camp.

2016 (JACKSONVILLE):

- Missed the entire season after being placed on the physically unable to perform list on July 26.

BEFORE THE NFL

COLLEGE (CENTRAL ARKANSAS):

- 4-year letterman (2012-15) and 3-year starter.

CAREER: Played in all 47 games with 39 starts; 176 tackles (106 solo), 30.5 sacks, 1 interception, 3 passes defended, 5 forced fumbles and 5 fumble recoveries; 3 blocked kicks.

- Finished his career as the school's all-time leader in sacks (30.5) and tackles for loss (53.0).

- 4-team All-Southland Conference honoree.

SENIOR (2015): Started all 11 games; 34 tackles (15 solo), 5.5 sacks, 1 forced fumble and 1 fumble recovery; 1 blocked kick.

- 1st-team All-Southland Conference.

• Won the Dan Hampton Award (top collegiate defensive lineman in the state of Arkansas).

JUNIOR (2014): Started all 12 games; 56 tackles (30 solo), 10 sacks, 1 interception, 2 passes defended; 2 blocked kicks.

- Southland Conference Defensive Player of the Year.

- 1st-team All-Southland Conference.

• Finalist for the Buck Buchanan Award (nation's top FCS defensive player).

SOPHOMORE (2013): Started all 12 games; 50 tackles (34 solo), 8 sacks, 1 pass defended, 2 forced fumbles and 1 fumble recovery.

- 1st-team All-Southland Conference.

REDSHIRT FRESHMAN (2012): Played in all 12 games with 4 starts; 36 tackles (27 solo), 7 sacks, 2 forced fumbles and 3 fumble recoveries.

- Southland Conference Freshman of the Year.

- 1st-team All-Southland Conference.

- Redshirted in 2011.

HIGH SCHOOL (RAVENWOOD HS – BRENTWOOD, TENN.)

- Also lettered in track and field and competed in jumps and sprints.

• Totaled 73 tackles, 11 sacks and 7 pass breakups during his final 2 seasons.

OFF THE FIELD

PERSONAL:

- **MAJOR:** Health service administration.

JONATHAN WOODARD'S NFL REGULAR SEASON STATS

| YEAR | TEAM | GP | GS | TACKLES | | | | | INTERCEPTIONS | | | | | FUMBLES | | |
|------------|-------|----|----|---------|------|------|-----|-----|---------------|-----|----|----|----|---------|----|---|
| | | | | TOT | SOLO | ASST | SK | YDS | INT | YDS | LG | TD | PD | FF | FR | |
| 2018 | MIAMI | 4 | 0 | 9 | 7 | 2 | 1.0 | 7.0 | 0 | 0 | 0 | 0 | 0 | 0 | 0 | 0 |
| NFL TOTALS | | 4 | 0 | 9 | 7 | 2 | 1.0 | 7.0 | 0 | 0 | 0 | 0 | 0 | 0 | 0 | 0 |



79

SAM YOUNG

TACKLE // 6-8 // 302 // NOTRE DAME '10
ACQUIRED: UFA, '16 (JAX.)
HOMETOWN: CORAL SPRINGS, FLA. // BORN: 6/24/87
NFL: NINTH SEASON // DOLPHINS: THIRD SEASON

NFL CAREER

TRANSACTIONS:

- Signed by Miami on Oct. 15, 2018.
- Released by Miami on Oct. 13, 2018.
- Signed by Miami on Sept. 4, 2018.
- Released by Miami on Sept. 2, 2018.
- Signed by Miami on Sept. 4, 2017.
- Released by Miami on Sept. 2, 2017.
- Signed by Miami on Oct. 11, 2016.
- Released by Miami on Sept. 3, 2016.
- Signed by Miami as an unrestricted free agent from Jacksonville on March 11, 2016.
- Awarded off waivers to Jacksonville on Oct. 8, 2013.
- Waived by Buffalo on Oct. 7, 2013.
- Awarded off waivers to Buffalo on Sept. 6, 2011.
- Waived by Dallas on Sept. 5, 2011.
- 6th-round pick (179th overall) by Dallas in the 2010 NFL draft.

CAREER HIGHLIGHTS:

- Played in 84 career games with 21 starts.

2018 (MIAMI):

- Played in 8 games with 1 start.
- Inactive for 3 games.
- Signed by Miami on Oct. 15.
- Released by Miami on Oct. 13.

AT NEW ENGLAND (9/30): Played 27 offensive snaps as an extra blocker.

AT CINCINNATI (10/7): Entered the game at left tackle for an injured T Laremy Tunsil in the 4th quarter.

AT GREEN BAY (11/11): Started at right tackle in place of an injured T Ja'Wuan James.

2017 (MIAMI):

- Played in 10 games with 6 starts.
- Inactive for 6 games.

VS. DENVER (12/3): Started at right tackle.

- Blocked for RB Kenyan Drake, who rushed for 120 yards and 1 TD in the victory for his 1st career 100-yard rushing performance.

VS. NEW ENGLAND (12/11): Started at right tackle.

- Helped RB Kenyan Drake rush for 114 yards, his 2nd straight 100-yard rushing effort.

VS. BUFFALO (12/31): Started at right tackle.

- Served as a game captain.

2016 (MIAMI):

- Played in 8 games with 1 start.
- Inactive for 3 games.
- Signed by Miami on Oct. 11 after the team released him on Sept. 3.

VS. SAN FRANCISCO (11/27): Started at left tackle.

- Helped QB Ryan Tannehill complete 20-of-30 passes (66.7 pct.) for 285 yards and 3 TDs.

POSTSEASON:

AFC WILD CARD AT PITTSBURGH (1/8): Inactive.

2015 (JACKSONVILLE):

- Played in all 16 games with 3 starts.
- Started 2 games at left tackle and 1 at right tackle.
- Helped QB Blake Bortles complete 355-of-606 passes (58.6 pct.) for 4,428 yards and 35 TDs.

2014 (JACKSONVILLE):

- Played in 9 games with 6 starts at right tackle.
- Inactive for 7 games.

2013 (JACKSONVILLE/BUFFALO):

- Played in 11 games with Jacksonville.
- Awarded off waivers to Jacksonville on Oct. 8.
- Waived by Buffalo on Oct. 7.
- Played in 4 games with Buffalo.

2012 (BUFFALO):

- Played in 12 games with 4 starts at right tackle.
- Inactive for 4 games.

VS. ST. LOUIS (12/9): Started at right tackle.

- Made his 1st NFL start.

2011 (BUFFALO/DALLAS):

- Played in 4 games.
- Inactive for 12 games.
- Spent training camp and the offseason with Dallas.

2010 (DALLAS):

- Played in 2 games.
- Inactive for 14 games.

AT ARIZONA (12/25): Played but did not record any stats.

- Made his NFL debut.

BEFORE THE NFL

COLLEGE (NOTRE DAME):

- 4-year starter (2006-09).

CAREER: Started all 50 games – 40 at left tackle and 10 at right tackle.

SENIOR (2009): Started all 12 games.

JUNIOR (2008): Started all 13 games.

SOPHOMORE (2007): Started all 12 games.

- Opened the season at right tackle and moved to left tackle after 3 games.

TRUE FRESHMAN (2006): Started all 13 games.

- Became the 1st freshman to start the season opener at the school since freshmen regained their eligibility in 1972.
- 1st-team Freshman All-American.

HIGH SCHOOL (ST. THOMAS AQUINAS – FORT LAUDERDALE, FLA.)

- Also participated in track and field and won a state title in shot put, setting multiple school records.

SENIOR (2005):

- 1st-team All-American.
- Florida Gatorade Player of the Year.
- Did not allow a sack.

JUNIOR (2004):

- Did not allow a sack.

OFF THE FIELD

COMMUNITY:

- Participated in the 5k at the Dolphins Cancer Challenge in 2017.
- Participated in numerous team events, such as the holiday toy event, AARP Million Meal Pack and the Dolphins Cancer Challenge Celebrity Golf Tournament.
- Helped out at a field day for the Marjory Stoneman Douglas High School community following the Parkland tragedy.

PERSONAL:

- Participated in the 3-day Miami Dolphins Business Combine in New York in both 2016 and 2017.
- Participated in the 2017 Dolphins Business Combine at Hard Rock Stadium where he and teammates learned about the different behind-the-scenes jobs of an NFL team.
- Married to Lauren.
- **MAJOR:** Management-entrepreneurship.

SAM YOUNG'S NFL REGULAR SEASON STATS

GAMES/STARTS: (Dallas) 2010: 2/0, (Buffalo) 2011: 4/0, 2012: 12/4, (Buffalo/Jacksonville) 2013: 15/0, (Jacksonville) 2014: 9/6, 2015: 16/3, (Miami) 2016: 8/1, 2017: 10/6, 2018: 8/1 **NFL TOTALS: 84/21**

ADDITIONAL STATS

Miscellaneous Tackles: (Miami) 1 in 2018.



PRACTICE SQUAD



JALEN DAVIS
#1 • Cornerback



CONNOR HILLAND
#61 • Center



CHRIS LAMMONS
#30 • Safety



MALCOLM LEWIS
#18 • Wide Receiver



FRANCIS OWUSU
#82 • Wide Receiver



JAMIYUS PITTMAN
#65 • Defensive Tackle




QUENTIN POLING
#51 • Linebacker



MAURICE SMITH
#26 • Safety



JEREMIAH VALOAGA
#72 • Defensive End



DeSHAWN WILLIAMS
#58 • Defensive Tackle

INJURED RESERVE



CHASE ALLEN
#59 • Linebacker



LUKE FALK
#4 • Quarterback



JAKEEM GRANT
#19 • Wide Receiver



MarQUEIS GRAY
#48 • Tight End



WILLIAM HAYES
#95 • Defensive End



DANIEL KILGORE
#67 • Center



JOSH SITTON
#71 • Guard



CORDREA TANKERSLEY
#23 • Cornerback



VINCENT TAYLOR
#96 • Defensive Tackle



ALBERT WILSON
#15 • Wide Receiver



HISTORY & RECORDS



INDIVIDUAL RECORDS

The following individual records relate solely to service with the Miami Dolphins. They include National Football League regular-season statistics only – with the exception of those single-game records marked by “*” or “**.”

* Playoff game **Super Bowl

1966-77: 14 games 1983-86: 16 games 1978-81: 16 games 1987: 15 games 1982: 9 games 1988-2017: 16 games

SERVICE

MOST SEASONS

| | |
|-----------|--------------------------------------|
| 17 | Dan Marino (1983-99) |
| 15 | Bob Kuechenberg (1970-84) |
| 14 | Bob Griese (1967-80) |
| 14 | Don Strock (1974-87) |
| 13 | Nat Moore (1974-86) |
| 13 | Jason Taylor (1997-2007, 2009, 2011) |
| 14 | John Denney (2005-18) |
| 12 | Larry Little (1969-80) |
| 12 | Ed Newman (1973-84) |
| 12 | Bruce Hardy (1978-89) |
| 12 | Jim Jensen (1981-92) |
| 12 | Zach Thomas (1996-2007) |

MOST GAMES PLAYED

| | |
|------------|--------------------------------------|
| 242 | Dan Marino (1983-99) |
| 220 | John Denney (2005-18) |
| 204 | Jason Taylor (1997-2007, 2009, 2011) |
| 196 | Bob Kuechenberg (1970-84) |
| 183 | Nat Moore (1974-86) |
| 168 | Zach Thomas (1996-2007) |
| 167 | Ed Newman (1973-85) |
| 166 | Vern Den Herder (1971-82) |
| 164 | Jim Jensen (1981-92) |
| 164 | Richmond Webb (1990-00) |
| 163 | Don Strock (1974-87) |
| 161 | Bob Griese (1967-80) |
| 159 | Larry Little (1969-80) |
| 157 | Tim Bowens (1994-04) |
| 156 | Tim Ruddy (1994-03) |
| 155 | Olindo Mare (1997-2006) |
| 151 | Bruce Hardy (1978-89) |

MOST CONSECUTIVE GAMES PLAYED

| | |
|------------|---|
| 220 | John Denney (1st in 2005 through present) |
| 130 | Jason Taylor (15th in 1999 through 16th in 2007) |
| 128 | Jim Langer (10th in 1970 through 9th in 1979) |
| 128 | Brandon Fields (1st in 2007 through 16th in 2014) |
| 127 | Garo Yepremian (2nd in 1970 through 16th in 1978) |
| 125 | Bob Baumhower (1st in 1977 through 14th in 1984) |
| 118 | Richmond Webb (3rd in 1991 through 8th in 1998) |
| 116 | Olindo Mare (1st in 1997 through 4th in 2004) |
| 107 | Dwight Stephenson (1st in 1980 through 2nd in 1987) |
| 104 | Jeff Cross (1st in 1988 through 8th in 1994) |
| 104 | Tim Bowens (1st in 1994 through 8th in 2000) |
| 104 | Vernon Carey (4th in 2004 through 12th in 2010) |

MOST STARTS

| | |
|-----|--------------------------------------|
| 240 | Dan Marino (1983-99) |
| 186 | Jason Taylor (1997-2007, 2009, 2011) |
| 176 | Bob Kuechenberg (1970-84) |
| 168 | Zach Thomas (1996-2007) |
| 162 | Richmond Webb (1990-2000) |
| 155 | Tim Bowens (1994-04) |
| 152 | Bob Griese (1967-80) |
| 152 | Larry Little (1969-80) |

| | |
|-----|---------------------------|
| 144 | Vern Den Herder (1971-82) |
| 140 | Tim Ruddy (1994-2003) |

MOST CONSECUTIVE STARTS

| | |
|-----|--|
| 130 | Jason Taylor (15th in 1999 through 16th in 2007) |
| 118 | Richmond Webb (3rd in 1991 through 8th in 1998) |
| 109 | Jim Langer (1st in 1972 through 9th in 1979) |
| 95 | Dan Marino (6th in 1987 through 5th in 1993) |
| 92 | Tim Bowens (3rd in 1994 through 14th in 1999) |
| 91 | Norm Evans (3rd in 1969 through 9th in 1975) |
| 87 | Dick Anderson (12th in 1968 through 14th in 1974) |
| 87 | Vernon Carey (7th in 2005 through 12th in 2010) |
| 86 | Bob Baumhower (1st in 1977 through 8th in 1982) |
| 84 | Jake Scott (1st in 1970 through 14th in 1975) |
| 81 | Vern Den Herder (1st in 1972 through 11th in 1977) |
| 81 | Jeff Cross (16th in 1988 through 16th in 1993) |
| 81 | Keith Sims (11th in 1991 through 11th in 1996) |
| 80 | Randy McMichael (1st in 2002 through 16th in 2006) |

MOST PRO BOWLS

| | |
|----------|---|
| 9 | Dan Marino (1983-87, 1991-92, 1994-95) |
| 7 | Richmond Webb (1990-96) |
| 7 | Zach Thomas (1999-2003, 2005-06) |
| 6 | Bob Griese (1970-71, 1973-74, 1977-78) |
| 6 | Jim Langer (1973-78) |
| 6 | Bob Kuechenberg (1974-75, 1977-78, 1982-83) |
| 6 | Jason Taylor (2000, 2002, 2004-07) |
| 5 | Larry Csonka (1970-74) |
| 5 | Paul Warfield (1970-74) |
| 5 | Jake Scott (1971-75) |
| 5 | Bob Baumhower (1979, 1981-84) |
| 5 | Dwight Stephenson (1983-87) |
| 5 | John Offerdahl (1986-90) |
| 5 | Mark Clayton (1984-86, 1988, 1991) |
| 5 | Cameron Wake (2010, 2012-14, 2016) |

MOST CONSECUTIVE PRO BOWLS

| | |
|---|-----------------------------|
| 7 | Richmond Webb (1990-96) |
| 6 | Jim Langer (1973-78) |
| 5 | Larry Csonka (1970-74) |
| 5 | Paul Warfield (1970-74) |
| 5 | Jake Scott (1971-75) |
| 5 | Dan Marino (1983-87) |
| 5 | Dwight Stephenson (1983-87) |
| 5 | John Offerdahl (1986-90) |
| 5 | Zach Thomas (1999-2003) |

MOST PRO BOWL STARTS

| | |
|----------|--|
| 7 | Dan Marino (1983-86, 1992, 1994-95) |
| 5 | Jim Langer (1973-77) |
| 5 | Jason Taylor (2000, 2002, 2004-06) |
| 4 | Dwight Stephenson (1983-86) |
| 4 | John Offerdahl (1986, 1988-90) |
| 4 | Richmond Webb (1992-95) |
| 4 | Cameron Wake (2010, 2012, 2014, 2016) |
| 3 | Larry Little (1972-74) |
| 3 | Jake Scott (1972-73, 1975) |
| 3 | Bob Baumhower (1979, 1981, 1983) |



INDIVIDUAL RECORDS

| | |
|---|--------------------------------|
| 3 | Sam Madison (1999-2001) |
| 3 | Zach Thomas (1999, 2002, 2006) |
| 3 | Jake Long (2009-11) |

MOST CONSECUTIVE PRO BOWL STARTS

| | |
|---|-----------------------------|
| 5 | Jim Langer (1973-77) |
| 4 | Dwight Stephenson (1983-86) |
| 4 | Dan Marino (1983-86) |
| 4 | Richmond Webb (1992-95) |
| 3 | Larry Little (1972-74) |
| 3 | John Offerdahl (1988-90) |
| 3 | Sam Madison (1999-2001) |
| 3 | Jason Taylor (2004-06) |
| 3 | Jake Long (2009-11) |

SCORING

MOST POINTS

CAREER

| | |
|-------|--|
| 1,048 | Olindo Mare (1997-06), 313 XPs, 245 FGs |
| 830 | Garó Yepremian (1970-78), 335 XPs, 165 FGs |
| 774 | Pete Stoyanovich (1989-95), 246 XPs, 176 FGs |
| 540 | Uwe von Schamann (1979-84), 237 XPs, 101 FGs |
| 535 | Dan Carpenter (2008-12), 154 XPs, 127 FGs |

SEASON

| | |
|-----|---|
| 144 | Olindo Mare (1999), 27 XPs, 39 FGs |
| 128 | Caleb Sturgis (2014), 41 XPs, 29 FGs |
| 124 | Pete Stoyanovich (1992), 34 XPs, 30 FGs |
| 121 | Pete Stoyanovich (1991), 28 XPs, 31 FGs |
| 118 | Pete Stoyanovich (1995), 37 XPs, 27 FGs |

GAME

| | |
|----|--|
| 24 | Paul Warfield (12/15/73 vs. Detroit), 4 TDs |
| 24 | Mark Ingram (11/27/94 at N.Y. Jets), 4 TDs |
| 24 | Ronnie Brown (9/21/08 at New England), 4 TDs |

MOST POINTS BY A ROOKIE

SEASON

| | |
|-----|--------------------------------------|
| 116 | Fuad Reveiz (1985), 50 XPs, 22 FGs |
| 111 | Caleb Sturgis (2013), 33 XPs, 26 FGs |
| 103 | Dan Carpenter (2008), 40 XPs, 21 FGs |

MOST CONSECUTIVE GAMES SCORING POINTS

| | |
|-----|---|
| 121 | Garó Yepremian (8th in 1970 through 16th in 1978) |
|-----|---|

MOST TOUCHDOWNS

CAREER

| | |
|----|---|
| 82 | Mark Clayton (1983-92), 81 pass, 1 ret. |
| 75 | Nat Moore (1974-86), 74 pass, 1 run |
| 59 | Mark Duper (1982-92), 59 pass |
| 57 | Larry Csonka (1968-74, 1979), 53 run, 4 pass |
| 54 | Ricky Williams (2002-03, 2005, 2007-10), 48 run, 6 pass |

SEASON

| | |
|----|---|
| 18 | Mark Clayton (1984), 18 pass |
| 17 | Ricky Williams (2002), 16 run, 1 pass |
| 17 | Karim Abdul-Jabbar (1997), 15 run, 1 pass |
| 16 | Lamar Smith (2000), 14 run, 2 pass |
| 14 | Mark Clayton (1988), 14 pass |

GAME

| | |
|---|--|
| 4 | Paul Warfield (12/15/73 vs. Detroit), 4 pass |
| 4 | Mark Ingram (11/27/94 at N.Y. Jets), 4 pass |
| 4 | Ronnie Brown (9/21/08 at New England), 4 run |

MOST TOUCHDOWNS BY A ROOKIE

SEASON

| | |
|----|--------------------------------------|
| 13 | Ron Davenport (1985), 11 run, 2 pass |
| 11 | Karim Abdul-Jabbar (1996), 11 run |
| 8 | Andra Franklin (1981), 7 run, 1 pass |
| 7 | Larry Csonka (1968), 6 run, 1 pass |
| 7 | Troy Stradford (1987), 6 run, 1 pass |
| 7 | Chris Chambers (2001), 7 pass |

GAME

| | |
|---|--|
| 3 | Ronald Scott (10/11/87 vs. Kansas City), 3 run |
| 3 | Troy Stradford (12/7/87 vs. N.Y. Jets), 3 run |
| 3 | Sammie Smith (12/10/89 vs. New England), 3 run |

MOST CONSECUTIVE GAMES SCORING A TOUCHDOWN

| | |
|---|--|
| 6 | Paul Warfield (4th through 9th in 1971) |
| 6 | Mark Clayton (13th through 16th in 1988 and 2nd through 3rd in 1989) |
| 6 | Ricky Williams (16th in 2002 and 1st through 5th in 2003) |

MOST FIELD GOALS

CAREER

| | |
|-----|--------------------------------------|
| 245 | Olindo Mare (1997-06), 303 att. |
| 176 | Pete Stoyanovich (1989-95), 222 att. |
| 165 | Garó Yepremian (1970-78), 242 att. |
| 127 | Dan Carpenter (2008-12), 155 att. |
| 101 | Uwe von Schamann (1979-84), 149 att. |

SEASON

| | |
|----|----------------------------------|
| 39 | Olindo Mare (1999), 46 att. |
| 31 | Pete Stoyanovich (1991), 37 att. |
| 30 | Pete Stoyanovich (1992), 37 att. |
| 30 | Dan Carpenter (2010), 41 att. |
| 29 | Dan Carpenter (2011), 34 att. |
| 29 | Caleb Sturgis (2014), 37 att. |

GAME

| | |
|---|---|
| 6 | Olindo Mare (10/17/99 at New England), 6 att. |
| 5 | Garó Yepremian (9/26/71 at Buffalo), 6 att. |
| 5 | Olindo Mare (12/31/06 at Indianapolis), 5 att. |
| 5 | Dan Carpenter (10/24/10 vs. Pittsburgh), 5 att. |
| 5 | Dan Carpenter (10/31/10 at Cincinnati), 5 att. |
| 4 | 25 times (last – Jason Sanders , 11/11/18 at Green Bay, 4 att..) |

MOST FIELD GOALS BY A ROOKIE

SEASON

| | |
|----|----------------------------------|
| 26 | Caleb Sturgis (2013), 34 att. |
| 22 | Fuad Reveiz (1985), 27 att. |
| 21 | Uwe von Schamann (1979), 29 att. |
| 21 | Dan Carpenter (2008), 25 att. |

GAME

| | |
|---|--|
| 4 | Dan Carpenter (11/2/08 at Denver), 4 att. |
| 4 | Jason Sanders (11/11/18 at Green Bay), 4 att. |
| 3 | 16 times (last – Jason Sanders , 10/25/18 at Houston) |



INDIVIDUAL RECORDS

MOST CONSECUTIVE GAMES SCORING A FIELD GOAL

| | |
|----|---|
| 20 | Garo Yepremian (10th in 1970 through 1st in 1972) |
| 20 | Olindo Mare (7th in 1998 through 10th in 1999) |

MOST CONSECUTIVE FIELD GOALS

| | |
|----|---|
| 19 | Olindo Mare (3rd through 7th in 1999) |
| 17 | Dan Carpenter (2nd through 12th in 2009) |
| 16 | Garo Yepremian (8th through 16th in 1978) |
| 16 | Olindo Mare (7th through 16th in 2000) |

HIGHEST FIELD GOAL PERCENTAGE

CAREER (min: 50 att.)

| | |
|------|--|
| 81.9 | Dan Carpenter (2008-12), 127 of 155 |
| 80.1 | Olindo Mare (1997-06), 245 of 303 |
| 79.3 | Pete Stoyanovich (1989-95), 176 of 222 |
| 77.5 | Caleb Sturgis (2013-14), 55 of 71 |
| 73.6 | Fuad Reveiz (1985-88), 53 of 72 |

SEASON (min: 15 att.)

| | |
|-------------|---------------------------------------|
| 94.1 | Jason Sanders (2018), 16 of 17 |
| 91.3 | Jay Feely (2007), 21 of 23 |
| 91.3 | Cody Parkey (2017), 21 of 23 |
| 90.5 | Olindo Mare (2001), 19 of 21 |
| 90.3 | Olindo Mare (2000), 28 of 31 |

LONGEST FIELD GOALS

| | |
|-----|---|
| 60 | Dan Carpenter (12/5/10 vs. Cleveland) |
| 59 | Pete Stoyanovich (11/12/89 at N.Y. Jets) |
| *58 | Pete Stoyanovich (1/5/91 vs. Kansas City) |
| 58 | Dan Carpenter (1/1/12 vs. N.Y. Jets) |
| 55 | Andrew Franks (12/24/16 at Buffalo) |

LONGEST FIELD GOALS BY A ROOKIE

| | |
|----|--|
| 59 | Pete Stoyanovich (11/12/89 at N.Y. Jets) |
| 54 | Caleb Sturgis (9/15/13 at Indianapolis) |
| 53 | Uwe von Schamann (10/21/79 at New England) |
| 53 | Andrew Franks (10/25/15 vs. Houston) |
| 52 | Caleb Sturgis (10/27/13 at New England) |

MOST POINTS AFTER TOUCHDOWN

CAREER

| | |
|-----|--------------------------------------|
| 335 | Garo Yepremian (1970-78), 351 att. |
| 313 | Olindo Mare (1997-06), 318 att. |
| 246 | Pete Stoyanovich (1989-95), 250 att. |

SEASON

| | |
|----|----------------------------------|
| 66 | Uwe von Schamann (1984), 70 att. |
| 52 | Fuad Reveiz (1986), 55 att. |
| 50 | Fuad Reveiz (1985), 52 att. |

GAME

| | |
|---|---|
| 7 | Garo Yepremian (11/12/72 vs. New England), 7 att. |
| 7 | Garo Yepremian (11/24/77 at St. Louis), 8 att. |
| 7 | Pete Stoyanovich (9/3/95 vs. N.Y. Jets), 7 att. |
| 7 | Olindo Mare (9/8/02 vs. Detroit), 7 att. |

MOST POINTS AFTER TOUCHDOWN BY A ROOKIE

SEASON

| | |
|----|----------------------------------|
| 50 | Fuad Reveiz (1985), 52 att. |
| 40 | Dan Carpenter (2008), 40 att. |
| 38 | Pete Stoyanovich (1989), 39 att. |

MOST CONSECUTIVE POINTS AFTER TOUCHDOWN

| | |
|-----|---|
| 110 | Garo Yepremian (7th in 1972 to 2nd in 1975) |
| 110 | Pete Stoyanovich (16th in 1992 to 16th in 1995) |

HIGHEST POINT AFTER TOUCHDOWN PCT.

CAREER (min: 150 att.)

| | |
|-------|--|
| 99.4 | Dan Carpenter (2008-12), 154 of 155 |
| 98.43 | Olindo Mare (1997-06), 313 of 318 |
| 98.40 | Pete Stoyanovich (1989-95), 246 of 250 |
| 95.3 | Fuad Reveiz (1985-88), 161 of 169 |
| 95.2 | Garo Yepremian (1970-78), 335 of 352 |

MOST TWO-POINT CONVERSIONS

CAREER

| | |
|---|---------------------------------|
| 2 | Irving Fryar (1993-95), 2 pass |
| 2 | Marty Booker (2004-07), 2 pass |
| 2 | Jarvis Landry (2014-16), 2 pass |

SEASON

| | |
|---|-----------------------------|
| 2 | Irving Fryar (1994), 2 pass |
| 2 | Marty Booker (2006), 2 pass |

RUSHING

MOST RUSHING YARDS

CAREER

| | |
|-------|---|
| 6,737 | Larry Csonka (1968-74, 1979), 1,506 att. |
| 6,436 | Ricky Williams (2002-03, 2005, 2007-10), 1,509 att. |
| 4,815 | Ronnie Brown (2005-10), 1,128 att. |
| 3,877 | Mercury Morris (1969-75), 754 att. |
| 3,644 | Jim Kiick (1968-74), 997 att. |

SEASON

| | |
|-------|--|
| 1,853 | Ricky Williams (2002), 4.8 per carry |
| 1,372 | Ricky Williams (2003), 3.5 per carry |
| 1,272 | Jay Ajayi (2016), 4.9 per carry |
| 1,258 | Delvin Williams (1978), 4.6 per carry |
| 1,139 | Lamar Smith (2000), 3.7 per carry |
| 1,121 | Ricky Williams (2009), 4.7 per carry |
| 1,117 | Larry Csonka (1972), 5.2 per carry |
| 1,116 | Karim Abdul-Jabbar (1996), 3.6 per carry |
| 1,099 | Lamar Miller (2014), 5.1 per carry |
| 1,086 | Reggie Bush (2011), 5.0 per carry |
| 1,051 | Larry Csonka (1971), 5.4 per carry |
| 1,008 | Ronnie Brown (2006), 4.2 per carry |
| 1,003 | Larry Csonka (1973), 4.6 per carry |
| 1,000 | Mercury Morris (1972), 5.3 per carry |

GAME

| | |
|------|--|
| 228 | Ricky Williams (12/1/02 at Buffalo), 27 att. |
| 216 | Ricky Williams (12/9/02 vs. Chicago), 31 att. |
| 214 | Jay Ajayi (10/23/16 vs. Buffalo), 28 att. |
| *209 | Lamar Smith (12/30/00 vs. Indianapolis), 40 att. |
| 206 | Jay Ajayi (12/24/16 at Buffalo), 32 att. |
| 204 | Jay Ajayi (10/16/16 vs. Pittsburgh), 25 att. |
| 203 | Reggie Bush (12/18/11 at Buffalo), 25 att. |



INDIVIDUAL RECORDS

MOST RUSHING YARDS BY A ROOKIE

SEASON

| | |
|-------|--|
| 1,116 | Karim Abdul-Jabbar (1996), 3.6 per carry |
| 907 | Ronnie Brown (2005), 4.4 per carry |
| 711 | Andra Franklin (1981), 3.5 per carry |
| 659 | Sammie Smith (1989), 3.3 per carry |
| 621 | Jim Kiick (1968), 3.8 per carry |

GAME

| | |
|-----|---|
| 169 | Troy Stradford (11/22/87 at Dallas), 17 att. |
| 152 | Karim Abdul-Jabbar (12/22/96 at N.Y. Jets), 30 att. |
| 140 | Leroy Harris (12/5/77 vs. Baltimore), 17 att. |
| 132 | Ronnie Brown (9/25/05 vs. Carolina), 23 att. |
| 124 | Karim Abdul-Jabbar (9/15/96 vs. N.Y. Jets), 23 att. |

MOST RUSHING ATTEMPTS

CAREER

| | |
|-------|---|
| 1,509 | Ricky Williams (2002-03, 2005, 2007-10) |
| 1,506 | Larry Csonka (1968-74, 1979) |
| 1,128 | Ronnie Brown (2005-10) |
| 997 | Jim Kiick (1968-74) |
| 888 | Karim Abdul-Jabbar (1996-99) |

SEASON

| | |
|-----|---------------------------|
| 392 | Ricky Williams (2003) |
| 383 | Ricky Williams (2002) |
| 313 | Lamar Smith (2001) |
| 309 | Lamar Smith (2000) |
| 307 | Karim Abdul-Jabbar (1996) |

GAME

| | |
|------|--|
| 42 | Ricky Williams (9/21/03 vs. Buffalo), 153 yards |
| *40 | Lamar Smith (12/30/00 vs. Indianapolis), 209 yards |
| 36 | Ricky Williams (10/6/02 vs. New England), 105 yards |
| 36 | Ricky Williams (11/16/03 vs. Baltimore), 105 yards |
| 34 | Ricky Williams (9/14/03 at N.Y. Jets), 125 yards |
| **33 | Larry Csonka (1/13/74 vs. Minnesota), 145 yards |
| 33 | Karim Abdul-Jabbar (9/20/98 vs. Pittsburgh), 108 yards |

MOST RUSHING ATTEMPTS BY A ROOKIE

SEASON

| | |
|-----|---------------------------|
| 307 | Karim Abdul-Jabbar (1996) |
| 207 | Ronnie Brown (2005) |
| 201 | Andra Franklin (1981) |
| 200 | Sammie Smith (1989) |
| 165 | Jim Kiick (1968) |
| 165 | Daniel Thomas (2011) |

GAME

| | |
|----|--|
| 31 | J.J. Johnson (11/21/99 vs. New England), 106 yards |
| 30 | Troy Stradford (12/7/87 vs. N.Y. Jets), 120 yards |
| 30 | Karim Abdul-Jabbar (12/22/96 at N.Y. Jets), 152 yards |
| 29 | Karim Abdul-Jabbar (11/3/96 at New England), 104 yards |
| 27 | Karim Abdul-Jabbar (12/16/96 vs. Buffalo), 76 yards |

MOST RUSHING TOUCHDOWNS

CAREER

| | |
|----|---|
| 53 | Larry Csonka (1968-74, 1979) |
| 48 | Ricky Williams (2002-03, 2005, 2007-10) |
| 36 | Ronnie Brown (2005-10) |
| 33 | Karim Abdul-Jabbar (1996-99) |
| 29 | Mercury Morris (1969-75) |

SEASON

| | |
|----|---------------------------|
| 16 | Ricky Williams (2002) |
| 15 | Karim Abdul-Jabbar (1997) |
| 14 | Lamar Smith (2000) |
| 12 | Mercury Morris (1972) |
| 12 | Don Nottingham (1975) |
| 12 | Larry Csonka (1979) |

GAME

| | |
|----|---|
| 4 | Ronnie Brown (9/21/08 at New England), 2,15,5,6,2 |
| 3 | Jim Kiick (12/20/70 vs. Buffalo), 4,2,2 |
| 3 | Mercury Morris (11/12/72 vs. New England), 4,4,6 |
| 3 | Mercury Morris (9/30/73 vs. New England), 24,70,35 |
| *3 | Larry Csonka (12/30/73 vs. Oakland), 11,2,2 |
| 3 | Don Nottingham (11/3/74 vs. Atlanta), 1,2,1 |
| 3 | Don Nottingham (10/5/75 at Green Bay), 11,1,11 |
| 3 | Don Nottingham (10/26/75 at Buffalo), 1,1,1 |
| 3 | Larry Csonka (9/23/79 vs. Chicago), 12,9,1 |
| 3 | Larry Csonka (11/29/79 vs. New England), 1,1,1 |
| 3 | Ronald Scott (10/11/87 vs. Kansas City), 2,4,3 |
| 3 | Troy Stradford (12/7/87 vs. N.Y. Jets), 1,1,1 |
| 3 | Sammie Smith (12/10/89 vs. New England), 1,7,2 |
| 3 | Bernie Parmalee (12/25/94 vs. Detroit), 1,1,6 |
| 3 | Karim Abdul-Jabbar (10/19/97 at Baltimore), 5,5,6 |
| 3 | Karim Abdul-Jabbar (11/23/97 at New England), 1,1,1 |
| 3 | Ricky Williams (10/25/09 vs. New Orleans), 4,68,4 |

MOST RUSHING TOUCHDOWNS BY A ROOKIE

SEASON

| | |
|----|---------------------------|
| 11 | Ron Davenport (1985) |
| 11 | Karim Abdul-Jabbar (1996) |
| 7 | Andra Franklin (1981) |
| 6 | Larry Csonka (1968) |
| 6 | Troy Stradford (1987) |
| 6 | Sammie Smith (1989) |

GAME

| | |
|---|---|
| 3 | Ronald Scott (10/11/87 vs. Kansas City) |
| 3 | Troy Stradford (12/7/87 vs. N.Y. Jets) |
| 3 | Sammie Smith (12/10/89 vs. New England) |

MOST CONSECUTIVE GAMES WITH A RUSHING TD

| | |
|---|--|
| 5 | Mercury Morris (6th through 10th in 1972) |
| 5 | Don Nottingham (2nd through 6th in 1975) |
| 5 | Pete Johnson (8th through 12th in 1984) |
| 5 | Karim Abdul-Jabbar (10th through 14th in 1997) |

HIGHEST RUSHING AVERAGE

CAREER (min: 300 att.)

| | |
|-----|--|
| 5.1 | Mercury Morris (1969-75), 754 att. |
| 4.8 | Tony Nathan (1979-87), 732 att. |
| 4.7 | Reggie Bush (2011-12), 443 att. |
| 4.6 | Lamar Miller (2012-15), 638 att. |
| 4.5 | Larry Csonka (1968-74, 1979), 1,506 att. |

SEASON (min: 100 att.)

| | |
|-----|--|
| 6.4 | Mercury Morris (1973), 149/954 yards |
| 5.4 | Larry Csonka (1971), 195/1,051 yards |
| 5.3 | Mercury Morris (1972), 190/1,000 yards |
| 5.3 | Tony Nathan (1981), 147/782 yards |
| 5.2 | Larry Csonka (1972), 213/1,117 yards |



INDIVIDUAL RECORDS

GAME (min: 10 att.)

| | |
|------|--|
| 13.1 | Mercury Morris (9/30/73 vs. New England) 15/197 |
| 12.6 | Abner Haynes (9/17/67 vs. Denver), 12/151 |
| 12.6 | Delvin Williams (11/9/80 at Los Angeles), 12/151 |

MOST 100-YARD RUSHING GAMES

CAREER

| | |
|----|---|
| 24 | Ricky Williams (2002-03, 2005, 2007-10) |
| 15 | Larry Csonka (1968-74, 1979) |
| 15 | Ronnie Brown (2005-10) |
| 10 | Mercury Morris (1969-75) |
| 9 | Karim Abdul-Jabbar (1996-99) |

SEASON

| | |
|----|---------------------------|
| 10 | Ricky Williams (2002) |
| 7 | Ricky Williams (2003) |
| 5 | Delvin Williams (1978) |
| 5 | Reggie Bush (2011) |
| 4 | Larry Csonka (1972) |
| 4 | Karim Abdul-Jabbar (1996) |
| 4 | Lamar Smith (2000) |
| 4 | Ronnie Brown (2006) |
| 4 | Ronnie Brown (2007) |
| 4 | Ricky Williams (2009) |
| 4 | Jay Ajayi (2016) |

MOST 100-YARD RUSHING GAMES BY A ROOKIE

| | |
|---|---------------------------|
| 4 | Karim Abdul-Jabbar (1996) |
| 3 | Benny Malone (1974) |
| 3 | Troy Stradford (1987) |
| 2 | Jim Kiick (1968) |
| 2 | Leroy Harris (1977) |
| 2 | Ronnie Brown (2005) |

MOST CONSECUTIVE 100-YARD RUSHING GAMES

| | |
|---|---|
| 5 | Ricky Williams (10th through 14th in 2002) |
| 4 | Ronnie Brown (3rd through 6th in 2007) |
| 4 | Reggie Bush (12th through 15th in 2011) |
| 3 | Ricky Williams (1st through 3rd in 2002) |
| 3 | Ricky Williams (10th through 12th in 2003) |
| 3 | Ricky Williams (9th through 11th in 2009) |
| 3 | Jay Ajayi (6th through 8th in 2016) |
| 2 | Larry Csonka (11th through 12th in 1970) |
| 2 | Benny Malone (7th through 8th in 1974) |
| 2 | Don Nottingham (2nd through 3rd in 1975) |
| 2 | Mercury Morris (5th through 6th in 1975) |
| 2 | Benny Malone (7th through 8th in 1976) |
| 2 | Benny Malone (4th through 5th in 1977) |
| 2 | Andra Franklin (5th through 6th in 1982) |
| 2 | Mark Higgs (1st through 2nd in 1991) |
| 2 | Bernie Parmalee (7th through 8th in 1994) |
| 2 | Ricky Williams (2nd through 3rd in 2003) |
| 2 | Ricky Williams (14th through 15th in 2003) |
| 2 | Ricky Williams (15th through 16th in 2005) |
| 2 | Ronnie Brown (15th through 16th in 2006) |
| 2 | Ronnie Brown (3rd through 4th in 2008) |
| 2 | Lamar Miller (5th through 6th in 2015) |
| 2 | Kenyan Drake (12th through 13th in 2017) |

LONGEST RUNS FROM SCRIMMAGE

| | |
|-----|---------------------------------------|
| 97t | Lamar Miller (12/28/14 vs. N.Y. Jets) |
| 85t | Lamar Miller (10/25/15 vs. Houston) |
| 77t | Leroy Harris (12/5/77 vs. Baltimore) |
| 77t | Keith Byars (11/25/93 at Dallas) |

| | |
|------------|--|
| 76t | Reggie Bush (12/18/11 at Buffalo) |
| 71t | Jerris McPhail (10/27/97 vs. Chicago) |
| 70t | Mercury Morris (9/30/73 vs. New England) |
| 70 | Mercury Morris (10/15/73 at Cleveland) |
| 69 | Damien Williams (11/19/17 vs. Tampa Bay) |
| 68t | Lamar Smith (10/23/00 at N.Y. Jets) |
| 68t | James McKnight (10/5/03 at N.Y. Giants) |
| 68t | Ricky Williams (10/25/09 vs. New Orleans) |
| 66t | Benny Malone (10/9/77 at Baltimore) |
| 66t | Kenyan Drake (11/13/17 at Carolina) |
| 65t | Abner Haynes (9/17/67 vs. Denver) |
| 65t | Gary Davis (9/17/78 vs. Buffalo) |
| 65t | Ronnie Brown (10/21/05 vs. Kansas City) |
| 65 | Delvin Williams (11/9/80 at Los Angeles) |
| 65t | Reggie Bush (9/16/12 vs. Oakland) |
| 64 | Ron Davenport (12/18/88 at Pittsburgh) |
| 63 | Norm Bulcich (9/10/78 at Baltimore) |
| 63t | Ricky Williams (12/9/02 vs. Chicago) |
| 62t | Ronnie Brown (9/21/08 at New England) |
| 62t | Jay Ajayi (10/16/16 vs. Pittsburgh) |
| 61 | Chris Chambers (9/11/05 vs. Denver) |
| 60t | Gary Davis (12/17/77 vs. Buffalo) |
| 60 | Ronnie Brown (9/30/07 vs. Oakland) |

PASSING

MOST PASSING YARDS

CAREER

| | |
|---------------|---------------------------------|
| 61,361 | Dan Marino (1983-99) |
| 25,092 | Bob Griese (1967-80) |
| 19,768 | Ryan Tannehill (2012-18) |
| 11,040 | Jay Fiedler (2000-04) |
| 7,114 | Chad Henne (2008-11) |

SEASON

| | |
|--------------|------------------------------|
| 5,084 | Dan Marino (1984) |
| 4,746 | Dan Marino (1986) |
| 4,453 | Dan Marino (1994) |
| 4,434 | Dan Marino (1988) |
| 4,208 | Ryan Tannehill (2015) |

GAME

| | |
|-----|--|
| 521 | Dan Marino (10/23/88 vs. N.Y. Jets), 35 of 60 |
| 473 | Dan Marino (9/4/94 vs. New England), 23 of 42 |
| 470 | Dan Marino (12/2/84 vs. LA. Raiders), 35 of 57 |
| 450 | Dan Marino (10/1/95 at Cincinnati), 33 of 48 |
| 448 | Dan Marino (9/21/86 at N.Y. Jets), 30 of 50 |

MOST PASSING YARDS BY A ROOKIE

SEASON

| | |
|--------------|------------------------------|
| 3,294 | Ryan Tannehill (2012) |
| 2,210 | Dan Marino (1983) |
| 2,005 | Bob Griese (1967) |

GAME

| | |
|------------|--|
| 431 | Ryan Tannehill (9/30/12 at Arizona), 26 of 41 |
| 322 | Dan Marino (10/9/83 vs. Buffalo), 19 of 29 |
| 307 | John Stofa (12/18/66 vs. Houston), 22 of 38 |

MOST PASS ATTEMPTS

CAREER

| | |
|--------------|---------------------------------|
| 8,358 | Dan Marino (1983-99) |
| 3,429 | Bob Griese (1967-80) |
| 2,815 | Ryan Tannehill (2012-18) |



INDIVIDUAL RECORDS

| | |
|-------|-----------------------|
| 1,603 | Jay Fiedler (2000-04) |
| 1,065 | Chad Henne (2008-11) |

SEASON

| | |
|------------|---|
| 623 | Dan Marino (1986), 378 completions |
| 615 | Dan Marino (1994), 385 completions |
| 606 | Dan Marino (1988), 354 completions |
| 590 | Ryan Tannehill (2014), 392 completions |
| 588 | Ryan Tannehill (2013), 355 completions |

GAME

| | |
|-----------|---|
| *64 | Dan Marino (12/30/95 at Buffalo), 33 completions |
| 62 | Joey Harrington (10/22/06 vs. Green Bay), 33 completions |
| 60 | Dan Marino (10/23/88 vs. N.Y. Jets), 35 completions |
| 60 | Dan Marino (11/23/97 at New England), 38 completions |
| 58 | Ryan Tannehill (11/29/15 at N.Y. Jets), 33 completions |

MOST PASS ATTEMPTS BY A ROOKIE

SEASON

| | |
|------------|---|
| 484 | Ryan Tannehill (2012), 282 completions |
| 331 | Bob Griese (1967), 166 completions |
| 327 | David Woodley (1980), 176 completions |

GAME

| | |
|-----------|--|
| 42 | David Woodley (10/27/80 at N.Y. Jets), 22 completions |
| 41 | Bob Griese (12/23/67 vs. Houston), 16 completions |
| 41 | David Woodley (12/20/80 vs. N.Y. Jets), 20 completions |
| 41 | Ryan Tannehill (9/30/12 at Arizona), 26 completions |

MOST PASS COMPLETIONS

CAREER

| | |
|--------------|---------------------------------|
| 4,967 | Dan Marino (1983-99) |
| 1,926 | Bob Griese (1967-80) |
| 1,771 | Ryan Tannehill (2012-18) |
| 936 | Jay Fiedler (2000-04) |
| 646 | Chad Henne (2008-11) |

SEASON

| | |
|------------|--|
| 392 | Ryan Tannehill (2014), 590 att. |
| 385 | Dan Marino (1994), 615 att. |
| 378 | Dan Marino (1986), 623 att. |
| 363 | Ryan Tannehill (2015), 586 att. |
| 362 | Dan Marino (1984), 564 att. |

GAME

| | |
|-----------|---|
| 39 | Dan Marino (11/16/86 at Buffalo), 54 att. |
| 38 | Dan Marino (11/23/97 at New England), 60 att. |
| 35 | Dan Marino (12/2/84 vs. L.A. Raiders), 57 att. |
| 35 | Dan Marino (10/23/88 vs. N.Y. Jets), 60 att. |
| 35 | Dan Marino (12/3/95 vs. Atlanta), 50 att. |
| 35 | Chad Henne (12/27/09 vs. Houston), 55 att. |
| 35 | Ryan Tannehill (12/21/14 vs. Minnesota), 47 att. |

MOST PASS COMPLETIONS BY A ROOKIE

SEASON

| | |
|------------|--|
| 282 | Ryan Tannehill (2012), 484 att. |
| 176 | David Woodley (1980), 327 att. |
| 173 | Dan Marino (1983), 296 att. |

GAME

| | |
|-----------|---|
| 26 | Ryan Tannehill (9/30/12 at Arizona), 41 att. |
| 25 | Dan Marino (10/30/83 vs. L.A. Rams), 38 att. |
| 23 | John Beck (12/2/07 vs. N.Y. Jets), 39 att. |
| 23 | Ryan Tannehill (11/11/12 vs. Tennessee), 39 att. |

MOST CONSECUTIVE PASS COMPLETIONS

| | |
|-----------|--|
| 25 | Ryan Tannehill (10/18/15 at Tennessee through 10/25/15 vs. Houston) |
| 19 | Jay Cutler (10/22/17 vs. N.Y. Jets through 11/5/17 vs. Oakland) |
| 17 | Chad Pennington (12/7/08 at Buffalo through 12/14/08 vs. San Francisco) |
| 17 | Chad Henne (12/13/09 at Jacksonville) |
| 15 | Dan Marino (11/8/92 at Indianapolis through 11/16/92 vs. Buffalo) |
| 15 | Ryan Tannehill (10/12/14 vs. Green Bay through 10/19/14 at Chicago) |

MOST TOUCHDOWN PASSES

CAREER

| | |
|------------|---------------------------------|
| 420 | Dan Marino (1983-99) |
| 192 | Bob Griese (1967-80) |
| 119 | Ryan Tannehill (2012-18) |
| 66 | Jay Fiedler (2000-04) |
| 39 | Don Strock (1974-87) |

SEASON

| | |
|----|--------------------------------------|
| 48 | Dan Marino (1984) of 362 completions |
| 44 | Dan Marino (1986) of 378 completions |
| 30 | Dan Marino (1985) of 336 completions |
| 30 | Dan Marino (1994) of 385 completions |
| 28 | Dan Marino (1988) of 354 completions |

GAME

| | |
|---|---|
| 6 | Bob Griese (11/24/77 at St. Louis) |
| 6 | Dan Marino (9/21/86 at N.Y. Jets) |
| 5 | Dan Marino (9/2/84 at Washington) |
| 5 | Dan Marino (12/8/85 at Green Bay) |
| 5 | Dan Marino (12/14/86 at L.A. Rams) |
| 5 | Dan Marino (11/27/88 at N.Y. Jets) |
| 5 | Dan Marino (9/4/94 vs. New England) |
| 4 | 22 times (last – Matt Moore, 12/17/16 at N.Y. Jets) |

MOST TOUCHDOWN PASSES BY A ROOKIE

SEASON

| | |
|----|---|
| 20 | Dan Marino (1983) of 173 completions |
| 15 | Bob Griese (1967) of 166 completions |
| 14 | David Woodley (1980) of 176 completions |

GAME

| | |
|---|---------------------------------------|
| 4 | John Stofa (12/18/66 vs. Houston) |
| 3 | Bob Griese (12/17/67 vs. New England) |
| 3 | David Woodley (11/9/80 at L.A. Rams) |
| 3 | David Woodley (12/14/80 at Baltimore) |
| 3 | Dan Marino (10/9/83 vs. Buffalo) |
| 3 | Dan Marino (10/16/83 at N.Y. Jets) |
| 3 | Dan Marino (11/28/83 vs. Cincinnati) |

MOST CONSECUTIVE GAMES WITH A TD PASS

| | |
|----|--|
| 30 | Dan Marino (10th in 1985 through 2nd in 1987 and 6th through 10th in 1987) |
|----|--|



INDIVIDUAL RECORDS

MOST PASSES HAD INTERCEPTED

CAREER

| | |
|-----------|---------------------------------|
| 252 | Dan Marino (1983-99) |
| 172 | Bob Griese (1967-80) |
| 72 | Ryan Tannehill (2012-18) |
| 63 | Jay Fiedler (2000-04) |
| 42 | David Woodley (1980-83) |

SEASON

| | |
|----|------------------------------|
| 23 | Dan Marino (1986), 623 att. |
| 23 | Dan Marino (1988), 606 att. |
| 22 | Dan Marino (1989), 550 att. |
| 21 | Dan Marino (1985), 567 att. |
| 19 | Jay Fiedler (2001), 450 att. |
| 19 | Chad Henne (2010), 490 att. |

GAME

| | |
|---|--|
| 5 | Bob Griese (12/23/67 vs. Houston), 41 att. |
| 5 | Rick Norton (11/23/69 vs. Houston), 26 att. |
| 5 | David Woodley (10/25/81 at Dallas), 37 att. |
| 5 | Kyle Mackey (10/18/87 at N.Y. Jets), 55 att. |
| 5 | Dan Marino (10/23/88 vs. N.Y. Jets), 60 att. |
| 5 | Dan Marino (11/25/99 at Dallas), 36 att. |
| 5 | A.J. Feeley (12/5/04 vs. Buffalo), 51 att. |

MOST PASSES HAD INTERCEPTED AS A ROOKIE

SEASON

| | |
|-----------|--|
| 18 | Bob Griese (1967), 331 att. |
| 17 | David Woodley (1980), 327 att. |
| 13 | Ryan Tannehill (2012), 484 att. |

GAME

| | |
|----------|--|
| 5 | Bob Griese (12/23/67 vs. Houston), 41 att. |
| 3 | Rick Norton (9/18/66 at Buffalo), 10 att. |
| 3 | Bob Griese (11/26/67 vs. Buffalo), 33 att. |
| 3 | David Woodley (9/28/80 vs. New Orleans), 15 att. |
| 3 | John Beck (12/2/07 vs. N.Y. Jets), 39 att. |
| 3 | Ryan Tannehill (9/9/12 at Houston), 36 att. |
| 3 | Ryan Tannehill (11/11/12 vs. Tennessee), 39 att. |

MOST CONSECUTIVE GAMES WITH NO PASSES INTERCEPTED

| | |
|----------|--|
| 5 | Jay Fiedler (8th through 11th, 13th in 2000 - missed 12th in 2000) |
| 4 | Bob Griese (5th through 8th in 1971) |
| 4 | Dan Marino (4th through 7th in 1997) |
| 4 | Ray Lucas (9th through 12th in 2002) |
| 4 | Ryan Tannehill (5th through 8th in 2012) |
| 4 | Ryan Tannehill (12th through 15th in 2012) |
| 4 | Ryan Tannehill (6th through 9th in 2016) |

MOST CONSECUTIVE PASSES WITH NONE INTERCEPTED

| | |
|------------|--|
| 160 | Ryan Tannehill (15th in 2014 through 3rd in 2015) |
| 156 | Dan Marino (3rd through 8th in 1997) |
| 140 | Bob Griese (11th through 16th in 2012) |
| 133 | Cleo Lemon (13th through 16th in 2007) |

LOWEST INTERCEPTION RATE

CAREER (min: 250 att.)

| | |
|-------------|---|
| 1.63 | Chad Pennington (2008-10), 9 of 552 att. |
| 1.86 | Cleo Lemon (2005-07), 7 of 377 att. |
| 2.60 | Ryan Tannehill (2012-18), 72 of 2,815 att. |
| 2.63 | Gus Frerotte (2005), 13 of 494 att. |
| 2.78 | Damon Huard (1997-00), 8 of 288 att. |

SEASON (min: 150 att.)

| | |
|------|---------------------------------------|
| 1.47 | Chad Pennington (2008), 7 of 476 att. |
| 1.85 | Damon Huard (1999), 4 of 216 att. |
| 1.94 | Cleo Lemon (2007), 6 of 309 att. |
| 2.00 | Dan Marino (1993), 3 of 150 attempts |
| 2.01 | Dan Marino (1997), 11 of 548 att. |

HIGHEST COMPLETION PERCENTAGE

CAREER (min: 150 comp.)

| | |
|-------------|--|
| 67.6 | Chad Pennington (2008-10), 373 of 552 att. |
| 62.9 | Ryan Tannehill (2012-18), 1,771 of 2,815 att. |
| 62.0 | Jay Cutler (2017), 266 of 429 att. |
| 60.74 | Matt Moore (2011-17), 359 of 591 att. |
| 60.66 | Chad Henne (2008-11), 646 of 1,065 att. |

SEASON (min: 75 comp.)

| | |
|-------------|---|
| 67.4 | Chad Pennington (2008), 321 of 476 att. |
| 67.1 | Ryan Tannehill (2016), 261 of 389 att. |
| 66.4 | Ryan Tannehill (2014), 392 of 590 att. |
| 66.3 | Ryan Tannehill (2018) 118 of 178 att. |
| 64.2 | Dan Marino (1984), 362 of 564 att. |

GAME (min: 12 comp.)

| | |
|-------------|---|
| 94.7 | Ryan Tannehill (10/25/15 vs. Houston), 18 of 19 att. |
| 92.3 | Bob Griese (12/18/78 vs. New England), 12 of 13 att. |
| 85.0 | Chad Pennington (9/21/08 at New England), 17 of 20 att. |
| *84.2 | David Woodley (1/8/83 vs. New England), 16 of 19 att. |
| 82.4 | Earl Morrall (12/1/75 vs. New England), 14 of 17 att. |

HIGHEST COMPLETION PERCENTAGE BY A ROOKIE

SEASON (min: 75 comp.)

| | |
|-------------|---|
| 58.5 | Dan Marino (1983), 173 of 296 att. |
| 58.3 | Ryan Tannehill (2012), 282 of 484 att. |
| 53.8 | David Woodley (1980), 176 of 327 att. |

GAME (min: 12 comp.)

| | |
|-------------|---|
| 81.0 | Bob Griese (10/22/67 vs. N.Y. Jets), 17 of 21 att. |
| 78.6 | Ryan Tannehill (12/6/12 vs. Jacksonville), 22 of 28 att. |
| 72.4 | Ryan Tannehill (10/14/12 vs. St. Louis), 21 of 29 att. |

HIGHEST PASSER RATING

CAREER (min: 250 att.)

| | |
|-------------|---------------------------------|
| 94.5 | Chad Pennington (2008-10) |
| 87.2 | Ryan Tannehill (2012-18) |
| 86.4 | Dan Marino (1983-99) |
| 86.0 | Matt Moore (2011-17) |
| 80.8 | Jay Cutler (2017) |

SEASON (min: 150 att.)

| | |
|-------------|------------------------------|
| 108.9 | Dan Marino (1984) |
| 98.4 | Ryan Tannehill (2018) |
| 97.4 | Chad Pennington (2008) |
| 96.0 | Dan Marino (1983) |
| 95.9 | Dan Marino (1993) |

HIGHEST PASSER RATING BY A ROOKIE

SEASON (min: 150 att.)

| | |
|-------------|------------------------------|
| 96.0 | Dan Marino (1983) |
| 76.1 | Ryan Tannehill (2012) |
| 63.1 | David Woodley (1980) |



INDIVIDUAL RECORDS

HIGHEST PASS YARDS PER ATTEMPT

CAREER (min: 250 att.)

| | |
|------|--|
| 8.22 | Earl Morrall (1972-76), 284/2,335 yards |
| 7.41 | Matt Moore (2011-16), 464/3,437 yards |
| 7.40 | Chad Pennington (2008-10), 552/4,085 yards |
| 7.34 | Dan Marino (1983-99), 8,358/61,361 yards |
| 7.32 | Bob Griese (1967-80), 3,429/25,092 yards |

SEASON (min: 150 att.)

| | |
|------|--------------------------------|
| 9.07 | Earl Morrall (1972), 150/1,360 |
| 9.01 | Dan Marino (1984), 564/5,084 |
| 8.86 | Bob Griese (1975), 191/1,693 |
| 8.24 | Bob Griese (1970), 245/2,019 |
| 8.12 | Dan Marino (1993), 150/1,218 |

GAME (min: 20 att.)

| | |
|--------------|---|
| *13.16 | Dan Marino (1/6/85 vs. Pittsburgh), 32/421 |
| 12.57 | Ryan Tannehill (9/23/18 vs. Oakland), 23/289 |
| 12.52 | Earl Morrall (12/15/74 vs. New England), 23/288 |
| 11.95 | Jay Fiedler (11/27/03 at Dallas), 20/239 |
| 11.92 | Dan Marino (9/30/84 at St. Louis), 36/429 |

MOST 300-YARD PASSING GAMES

CAREER

| | |
|-----------|---------------------------------|
| 63 | Dan Marino (1983-99) |
| 16 | Ryan Tannehill (2012-18) |
| 7 | Chad Henne (2008-11) |
| 3 | Bob Griese (1967-80) |
| 3 | Jay Fiedler (2000-04) |
| 2 | David Woodley (1980-83) |
| 2 | Steve DeBerg (1993) |
| 2 | Chad Pennington (2008-10) |
| 1 | John Stofa (1966-67, 1969-70) |
| 1 | Don Strock (1974-87) |
| 1 | Scott Mitchell (1990-93) |
| 1 | Bernie Kosar (1994-96) |
| 1 | A.J. Feeley (2004) |
| 1 | Gus Frerotte (2005) |
| 1 | Joey Harrington (2006) |
| 1 | Trent Green (2007) |
| 1 | Cleo Lemon (2007) |
| 1 | Jay Cutler (2017) |
| 1 | Brock Osweiler (2018) |

SEASON

| | |
|----------|------------------------------|
| 9 | Dan Marino (1984) |
| 6 | Dan Marino (1985) |
| 6 | Dan Marino (1986) |
| 6 | Dan Marino (1988) |
| 6 | Ryan Tannehill (2015) |

MOST CONSECUTIVE 300-YARD PASSING GAMES

| | |
|---|--|
| 3 | Dan Marino (14th through 16th in 1984) |
| 3 | Dan Marino (13th through 15th in 1988) |
| 3 | Dan Marino (11th through 13th in 1994) |
| 3 | Dan Marino (14th through 16th in 1998) |

LONGEST PASS PLAYS

| | |
|-----|---|
| 86t | Bob Griese to Paul Warfield (11/14/71 vs. Pittsburgh) |
| 85t | Dan Marino to Mark Duper (11/20/83 vs. Baltimore) |
| 85t | Dan Marino to Mark Duper (11/2/86 vs. Houston) |
| 80t | George Wilson, Jr. to Bo Roberson (10/23/66 at Houston) |
| 80t | Dan Marino to Mark Duper (9/23/84 vs. Indianapolis) |
| 80t | Dan Marino to Ferrell Edmunds (11/27/88 at N.Y. Jets) |

| | |
|------------|---|
| 80t | Dan Marino to Tony Martin (10/4/93 vs. Washington) |
| 80t | Brian Griese to James McKnight (11/23/03 vs. Washington) |
| 80t | Chad Pennington to Patrick Cobbs (10/12/08 at Houston) |
| 80t | Ryan Tannehill to Brian Hartline (9/30/12 at Arizona) |
| 79t | Bob Griese to Nat Moore (11/2/75 at Chicago) |
| 78t | Dan Marino to Mark Clayton (11/12/89 at N.Y. Jets) |
| 77t | Scott Mitchell to Mark Ingram (10/31/93 vs. Kansas City) |
| 77t | Ray Lucas to James McKnight (11/24/02 vs. San Diego) |
| 77t | Sage Rosenfels to Chris Chambers (10/21/05 vs. Kansas City) |
| 77t | Sage Rosenfels to Chris Chambers (1/2/05 at Baltimore) |
| **76t | David Woodley to Jimmy Cefalo (1/30/83 vs. Washington) |
| *75t | Bob Griese to Paul Warfield (1/2/72 vs. Baltimore) |
| 75t | Ryan Tannehill to Kenny Stills (9/9/18 vs. Tennessee) |
| 75t | Brock Osweiler to Albert Wilson (10/14/18 vs. Chicago) |

RECEIVING

MOST RECEPTIONS

CAREER

| | |
|-----|--------------------------|
| 550 | Mark Clayton (1983-92) |
| 511 | Mark Duper (1982-92) |
| 510 | Nat Moore (1974-86) |
| 415 | O.J. McDuffie (1993-00) |
| 405 | Chris Chambers (2001-07) |

SEASON

| | |
|-----|--------------------------------------|
| 112 | Jarvis Landry (2017), 987 yards |
| 110 | Jarvis Landry (2015), 1,157 yards |
| 94 | Jarvis Landry (2016), 1,136 yards |
| 90 | O.J. McDuffie (1998), 1,050 yards |
| 86 | Mark Clayton (1988), 1,129 yards |
| 86 | Brandon Marshall (2010), 1,014 yards |

GAME

| | |
|------|---|
| 15 | Chris Chambers (12/4/05 vs. Buffalo), 238 yards |
| 13 | Jarvis Landry (11/29/15 at N.Y. Jets), 165 yards |
| 13 | Jarvis Landry (9/17/17 at L.A. Chargers), 78 yards |
| 12 | Jim Jensen (11/6/88 at New England), 110 yards |
| 12 | Brian Hartline (9/30/12 at Arizona), 253 yards |
| *11 | O.J. McDuffie (12/30/95 at Buffalo), 154 yards |
| 11 | O.J. McDuffie (12/13/98 vs. N.Y. Jets), 105 yards |
| 11 | Greg Camarillo (11/2/08 at Denver), 111 yards |
| 11 | Ted Ginn, Jr. (9/21/09 vs. Indianapolis), 108 yards |
| 11 | Brandon Marshall (12/19/10 vs. Buffalo), 106 yards |
| 11 | Rishard Matthews (11/11/13 at Tampa Bay), 120 yards |
| 11 | Jarvis Landry (12/14/15 vs. N.Y. Giants), 99 yards |
| 11 | Jarvis Landry (12/4/16 at Baltimore), 87 yards |
| *11 | Jarvis Landry (1/8/17 at Pittsburgh), 102 yards |
| 10 | Duriel Harris (10/28/79 vs. Green Bay), 180 yards |
| **10 | Tony Nathan (1/20/85 vs. San Francisco), 83 yards |
| *10 | Tony Nathan (12/8/85 at Green Bay), 86 yards |
| *10 | Tony Nathan (1/4/86 vs. Cleveland), 101 yards |
| 10 | Tony Nathan (9/28/86 vs. San Francisco), 101 yards |
| 10 | Ron Davenport (12/7/87 vs. N.Y. Jets), 72 yards |
| 10 | Mark Clayton (10/23/88 vs. N.Y. Jets), 153 yards |
| 10 | Keith Byars (9/25/94 at Minnesota), 79 yards |
| 10 | Tony Martin (10/10/99 at Indianapolis), 166 yards |
| 10 | Rob Konrad (1/2/00 at Washington), 68 yards |
| 10 | Davone Bess (12/6/09 vs. New England), 117 yards |
| 10 | Brandon Marshall (9/26/10 vs. N.Y. Jets), 166 yards |
| 10 | Brandon Marshall (10/17/10 at Green Bay), 127 yards |
| 10 | Brandon Marshall (12/26/10 vs. Detroit), 102 yards |
| 10 | Jarvis Landry (11/18/15 at Buffalo), 67 yards |



INDIVIDUAL RECORDS

| | |
|----|---|
| 10 | Jarvis Landry (9/18/16 at New England), 135 yards |
| 10 | Jarvis Landry (12/17/17 at Buffalo), 99 yards |

MOST RECEPTIONS BY A ROOKIE

SEASON

| | |
|----|---------------------------------|
| 84 | Jarvis Landry (2014), 758 yards |
| 75 | Terry Kirby (1993), 874 yards |
| 67 | Jack Clancy (1967), 868 yards |
| 54 | Davone Bess (2008), 554 yards |

GAME

| | |
|----|--|
| 10 | Rob Konrad (1/2/00 at Washington), 68 yards |
| 9 | Terry Kirby (12/19/93 vs. Buffalo), 148 yards |
| 9 | Davone Bess (12/7/08 vs. Buffalo at Toronto), 74 yards |

MOST CONSECUTIVE GAMES WITH A RECEPTION

| | |
|----|--|
| 92 | Mark Clayton (6th in 1986 through 16th in 1992 - missed 13th in 1986, 1st in 1989, 1st in 1990, 10th through 14th in 1990 and 1st through 3rd in 1992) |
| 74 | O.J. McDuffie (3rd in 1995 through 15th in 1999, missed 11th through 13th and 16th in 1999) |
| 63 | Jarvis Landry (2nd in 2014 through 16th in 2017) |
| 61 | Davone Bess (1st in 2008 through 13th in 2011) |
| 60 | Chris Chambers (1st in 2003 through 13th in 2006 - missed 4th in 2004) |

MOST RECEIVING YARDS

CAREER

| | |
|-------|--|
| 8,869 | Mark Duper (1982-92), 17.4 per catch |
| 8,643 | Mark Clayton (1983-92), 15.7 per catch |
| 7,546 | Nat Moore (1974-86), 14.8 per catch |
| 5,688 | Chris Chambers (2001-07), 14.0 per catch |
| 5,074 | O.J. McDuffie (1993-00), 12.2 per catch |

SEASON

| | |
|-------|--|
| 1,389 | Mark Clayton (1984), 73 receptions |
| 1,313 | Mark Duper (1986), 67 receptions |
| 1,306 | Mark Duper (1984), 71 receptions |
| 1,270 | Irving Fryar (1994), 73 receptions |
| 1,214 | Brandon Marshall (2011), 81 receptions |
| 1,157 | Jarvis Landry (2015), 110 receptions |
| 1,150 | Mark Clayton (1986), 60 receptions |
| 1,136 | Jarvis Landry (2016), 94 receptions |
| 1,129 | Mark Clayton (1988), 86 receptions |
| 1,118 | Chris Chambers (2005), 82 receptions |
| 1,085 | Mark Duper (1991), 70 receptions |
| 1,083 | Brian Hartline (2012), 74 receptions |
| 1,053 | Mark Clayton (1991), 70 receptions |
| 1,050 | O.J. McDuffie (1998), 90 receptions |
| 1,037 | Tony Martin (1999), 67 receptions |
| 1,016 | Brian Hartline (2013), 76 receptions |
| 1,014 | Brandon Marshall (2010), 86 receptions |
| 1,011 | Mark Clayton (1989), 64 receptions |
| 1,010 | Irving Fryar (1993), 64 receptions |
| 1,003 | Mark Duper (1983), 51 receptions |

GAME

| | |
|-----|---|
| 253 | Brian Hartline (9/30/12 at Arizona), 12 receptions |
| 238 | Chris Chambers (12/4/05 vs. Buffalo), 15 receptions |
| 217 | Mark Duper (11/10/85 vs. N.Y. Jets), 8 receptions |
| 211 | Irving Fryar (9/4/94 vs. New England), 5 receptions |
| 210 | Nat Moore (10/4/81 vs. N.Y. Jets), 7 receptions |

MOST RECEIVING YARDS BY A ROOKIE

SEASON

| | |
|-----|--------------------------------------|
| 883 | Chris Chambers (2001), 48 receptions |
| 874 | Terry Kirby (1993), 75 receptions |
| 868 | Jack Clancy (1967), 67 receptions |

GAME

| | |
|-----|--|
| 148 | Terry Kirby (12/19/93 vs. Buffalo), 9 receptions |
| 126 | Jack Clancy (12/3/67 at Houston), 7 receptions |
| 124 | Chris Chambers (12/22/01 at New England), 7 receptions |

MOST RECEIVING TOUCHDOWNS

CAREER

| | |
|----|--|
| 81 | Mark Clayton (1983-92), 550 receptions |
| 74 | Nat Moore (1974-86), 510 receptions |
| 59 | Mark Duper (1982-92), 511 receptions |
| 43 | Chris Chambers (2001-07), 405 receptions |
| 33 | Paul Warfield (1970-74), 156 receptions |

SEASON

| | |
|----|--------------------------------------|
| 18 | Mark Clayton (1984), 73 receptions |
| 14 | Mark Clayton (1988), 86 receptions |
| 12 | Nat Moore (1977), 52 receptions |
| 12 | Mark Clayton (1991), 70 receptions |
| 11 | Karl Noonan (1968), 58 receptions |
| 11 | Paul Warfield (1971), 43 receptions |
| 11 | Paul Warfield (1973), 29 receptions |
| 11 | Mark Duper (1986), 67 receptions |
| 11 | Chris Chambers (2003), 64 receptions |
| 11 | Chris Chambers (2005), 82 receptions |

GAME

| | |
|---|---|
| 4 | Paul Warfield (12/15/73 vs. Detroit), 21,7,16,4 |
| 4 | Mark Ingram (11/27/94 at N.Y. Jets), 10,17,28,8 |
| 3 | Paul Warfield (11/14/71 vs. Pittsburgh), 12,86,60 |
| 3 | Nat Moore (11/24/77 at St. Louis), 4,9,28 |
| 3 | Mark Clayton (12/17/84 vs. Dallas), 41,39,63 |
| 3 | Mark Duper (12/14/86 at L.A. Rams), 69,5,20 |
| 3 | Mark Duper (12/20/87 vs. Washington), 26,59,6 |
| 3 | Irving Fryar (9/4/94 vs. New England), 54,50,35 |
| 3 | O.J. McDuffie (11/29/98 vs. New Orleans), 22,7,9 |
| 3 | Lamar Thomas (12/21/98 vs. Denver), 9,56,17 |
| 3 | Chris Chambers (11/27/03 at Dallas), 39,6,35 |

MOST RECEIVING TOUCHDOWNS BY A ROOKIE

SEASON

| | |
|---|---------------------------------------|
| 7 | Chris Chambers (2001), 48 receptions |
| 5 | Andre Brown (1989), 24 receptions |
| 5 | Jarvis Landry (2014), 84 receptions |
| 4 | Randy McMichael (2002), 39 receptions |
| 3 | Jack Harper (1967), 11 receptions |
| 3 | Jimmy Cefalo (1978), 6 receptions |
| 3 | Ferrell Edmunds (1988), 33 receptions |
| 3 | Terry Kirby (1993), 75 receptions |
| 3 | Brian Hartline (2009), 31 receptions |
| 3 | Charles Clay (2011), 16 receptions |

MOST CONSECUTIVE GAMES WITH A RECEIVING TD

| | |
|---|--|
| 6 | Paul Warfield (4th through 9th in 1971) |
| 6 | Mark Clayton (13th through 16th in 1988 and 2nd through 3rd in 1989) |



INDIVIDUAL RECORDS

HIGHEST RECEIVING AVERAGE

CAREER (min: 100 rec.)

| | |
|-------------|---|
| 21.5 | Paul Warfield (1970-74), 156 receptions |
| 17.4 | Mark Duper (1982-92), 511 receptions |
| 16.9 | Duriel Harris (1976-83, 1985), 269 receptions |
| 16.0 | Irving Fryar (1993-95), 199 receptions |
| 15.8 | Kenny Stills (2015-18), 151 receptions |

SEASON (min: 24 rec.)

| | |
|------|------------------------------------|
| 25.1 | Paul Warfield (1970), 28/703 yards |
| 23.2 | Paul Warfield (1971), 43/996 yards |
| 21.8 | Jimmy Cefalo (1981), 29/631 yards |
| 20.9 | Paul Warfield (1972), 29/606 yards |
| 20.0 | Bo Roberson (1966), 26/519 yards |

GAME (min: 3 rec.)

| | |
|------|--|
| 52.7 | Paul Warfield (11/14/71 vs. Pittsburgh), 3/158 |
| 46.0 | Patrick Cobbs (10/12/08 at Houston), 3/138 |
| 42.7 | Chris Chambers (10/24/04 vs. St. Louis), 3/128 |
| 42.2 | Irving Fryar (9/4/94 vs. New England), 5/211 |
| 41.3 | Nat Moore (10/10/76 at Baltimore), 3/124 |

HIGHEST RECEIVING AVERAGE BY A ROOKIE

SEASON (min: 24 rec.)

| | |
|-------------|--|
| 19.0 | DeVante Parker (2015), 26/494 yards |
| 18.4 | Chris Chambers (2001), 48/883 yards |
| 17.4 | Ferrell Edmunds (1988), 33/575 yards |

GAME (min: 3 rec.)

| | |
|------|--|
| 37.7 | Chris Chambers (11/11/01 at Indianapolis), 3/113 |
| 31.3 | Brian Hartline (10/25/09 vs. New Orleans), 3/94 |
| 30.3 | Mel Baker (12/15/74 vs. New England), 4/121 |

MOST 100-YARD RECEIVING GAMES

CAREER

| | |
|----|-------------------------------|
| 28 | Mark Duper (1982-92) |
| 22 | Mark Clayton (1983-92) |
| 17 | Chris Chambers (2001-07) |
| 12 | Nat Moore (1974-86) |
| 10 | Paul Warfield (1970-74) |
| 10 | Duriel Harris (1976-83, 1985) |
| 10 | Irving Fryar (1993-95) |

SEASON

| | |
|---|-------------------------|
| 8 | Mark Duper (1986) |
| 6 | Mark Clayton (1984) |
| 6 | Irving Fryar (1994) |
| 5 | Mark Clayton (1989) |
| 5 | Tony Martin (1999) |
| 5 | Brandon Marshall (2011) |
| 4 | Paul Warfield (1971) |
| 4 | Duriel Harris (1979) |
| 4 | Mark Duper (1984) |
| 4 | Chris Chambers (2004) |
| 4 | Brandon Marshall (2010) |
| 4 | Mike Wallace (2013) |
| 4 | Jarvis Landry (2016) |

MOST 100-YARD RECEIVING GAMES BY A ROOKIE

| | |
|---|-----------------------|
| 3 | Jack Clancy (1967) |
| 3 | Chris Chambers (2001) |
| 2 | Terry Kirby (1993) |
| 1 | Mel Baker (1974) |
| 1 | Duriel Harris (1976) |

| | |
|----------|------------------------------|
| 1 | Ferrell Edmunds (1988) |
| 1 | Andre Brown (1989) |
| 1 | DeVante Parker (2015) |

MOST CONSECUTIVE 100-YARD RECEIVING GAMES

| | |
|---|--|
| 4 | Irving Fryar (10th through 13th in 1994) |
| 3 | Mark Clayton (14th through 16th in 1984) |
| 3 | Mark Duper (3rd through 5th in 1986) |
| 3 | Chris Chambers (11th through 13th in 2005) |

TOTAL YARDS FROM SCRIMMAGE

(rushing/receiving)

CAREER

| | |
|-------|--|
| 8,859 | Mark Duper (1982-92), -10/8,869 |
| 8,751 | Mark Clayton (1983-92), 108/8,643 |
| 7,867 | Ricky Williams (2002-03, 2005, 2007-10), 6,436/1,431 |
| 7,795 | Nat Moore (1974-86), 249/7,546 |
| 7,425 | Larry Csonka (1968-74, 1979), 6,737/688 |

SEASON

| | |
|-------|-----------------------------------|
| 2,216 | Ricky Williams (2002), 1,853/363 |
| 1,723 | Ricky Williams (2003), 1,372/351 |
| 1,450 | Delvin Williams (1978), 1,258/192 |
| 1,424 | Mark Clayton (1984), 351/1,389 |
| 1,423 | Jay Ajayi (2016), 1,272/151 |

GAME

| | |
|-----|---|
| 253 | Brian Hartline (9/30/12 at Arizona), 0/253 |
| 252 | Troy Stradford (11/22/87 at Dallas), 169/83 |
| 238 | Chris Chambers (12/4/05 vs. Buffalo), 0/238 |
| 236 | Lamar Miller (10/25/15 vs. Houston), 175/61 |
| 235 | Ricky Williams (12/1/02 at Buffalo), 228/7 |

BY ROOKIE, SEASON

| | |
|-------|--------------------------------------|
| 1,264 | Terry Kirby (1993), 390/874 |
| 1,255 | Karim Abdul-Jabbar (1996), 1,116/139 |
| 1,139 | Ronnie Brown (2005), 907/232 |

COMBINED YARDAGE

(rushing/receiving/returns)

CAREER

| | |
|-------|--|
| 9,276 | Mark Clayton (1983-92), 108/8,643/525 |
| 8,950 | Nat Moore (1974-86), 248/7,547/1,155 |
| 8,859 | Mark Duper (1982-92), -10/8,869/0 |
| 8,752 | Tony Nathan (1979-87), 3,543/3,592/1,617 |
| 8,353 | O.J. McDuffie (1993-01), 49/5,074/3,230 |

SEASON

| | |
|-------|------------------------------------|
| 2,216 | Ricky Williams (2002), 1,853/363/0 |
| 2,208 | Wes Welker (2005), 5/434/1,769 |
| 2,129 | Wes Welker (2006), 0/687/1,442 |
| 2,086 | Ted Ginn, Jr. (2007) 3/420/1,663 |
| 1,947 | Jarvis Landry (2015) 113/1,157/677 |

GAME

| | |
|------|--|
| 302 | Mercury Morris (11/1/70 at Baltimore), 8-89/3-68/6-145 |
| 299 | Ted Ginn, Jr. (11/1/09 at N.Y. Jets), 0-0, 0-0, 6-299 |
| 297 | Wes Welker (10/16/05 at Tampa Bay), 0-0/3-97/10-200 |
| *280 | O.J. McDuffie (12/30/95 at Buffalo), 1-9/11-154/6-117 |
| 258 | Wes Welker (10/21/05 vs. Kansas City), 0-0/2-41/9-217 |
| 258 | Jarvis Landry (10/4/15 vs. N.Y. Jets at London), 2-29/4-40/8-189 |



INDIVIDUAL RECORDS

BY ROOKIE, SEASON

| | | |
|-------|-----------------------|--------------|
| 2,086 | Ted Ginn, Jr. (2007) | 3/420/1,663 |
| 1,912 | Jarvis Landry (2014) | -4/758/1,158 |
| 1,777 | Wes Welker (2004) | 0/0/1,777 |
| 1,683 | Chris Chambers (2001) | -11/883/811 |

PUNTING

MOST PUNTS

CAREER

| | | |
|-----|------------------------------|--------------|
| 633 | Larry Seiple (1967-77) | 25,347 yards |
| 594 | Brandon Fields (2007-14) | 27,780 yards |
| 555 | Reggie Roby (1983-92) | 24,036 yards |
| 339 | Matt Turk (2000-01, 2003-04) | 13,910 yards |
| 227 | George Roberts (1978-80) | 9,314 yards |

SEASON

| | | |
|----|-------------------------|--------------|
| 98 | Matt Turk (2004) | 41.7 average |
| 93 | Klaus Wilmsmeyer (1998) | 42.5 average |
| 92 | Matt Turk (2000) | 42.1 average |
| 92 | Matt Darr (2015) | 47.6 average |
| 90 | Matt Darr (2016) | 44.3 average |

GAME

| | | |
|----|---|-----------|
| 11 | Matt Turk (12/7/03 at New England) | 406 yards |
| 10 | George Wilson, Jr. (9/9/66 vs. N.Y. Jets) | 483 yards |
| 10 | George Roberts (10/12/80 at New England) | 445 yards |
| 10 | Klaus Wilmsmeyer (9/20/98 vs. Pittsburgh) | 458 yards |
| 10 | Matt Turk (9/19/04 at Cincinnati) | 400 yards |
| 10 | Donnie Jones (12/25/06 vs. N.Y. Jets) | 427 yards |
| 10 | Brandon Fields (12/23/07 at New England) | 446 yards |
| 10 | Brandon Fields (12/12/10 at N.Y. Jets) | 564 yards |
| 10 | Brandon Fields (12/22/13 at Buffalo) | 501 yards |
| 10 | Matt Darr (11/20/16 at Los Angeles) | 453 yards |

HIGHEST GROSS PUNTING AVERAGE

CAREER (min: 120 punts)

| | | |
|-------------|-----------------------------|------------------|
| 46.8 | Brandon Fields (2007-14) | 594 punts |
| 46.0 | Matt Darr (2015-16) | 182 punts |
| 44.9 | Matt Haack (2017-18) | 147 punts |
| 44.2 | John Kidd (1994-97) | 201 punts |
| 43.3 | Reggie Roby (1983-92) | 555 punts |

SEASON (min: 40 punts)

| | | |
|------|-----------------------|----------|
| 50.2 | Brandon Fields (2012) | 74 punts |
| 48.9 | Brandon Fields (2011) | 78 punts |
| 48.8 | Brandon Fields (2013) | 85 punts |
| 47.6 | Matt Darr (2015) | 92 punts |
| 46.3 | Brandon Fields (2014) | 58 punts |

GAME (min: 4 punts)

| | | |
|------|---|--------------|
| 58.8 | Brandon Fields (9/23/12 vs. N.Y. Jets) | 4-235 yards |
| 58.5 | Reggie Roby (9/28/86 vs. San Francisco) | 4-234 yards |
| 58.2 | Matt Darr (10/29/15 at New England) | 6-349 yards |
| 56.4 | Brandon Fields (12/12/10 at N.Y. Jets) | 10-564 yards |
| 55.5 | Brandon Fields (12/4/11 vs. Oakland) | 4-222 yards |

HIGHEST NET PUNTING AVERAGE

CAREER (since 1976, min: 120 punts)

| | | |
|-------------|-----------------------------|------------------|
| 40.7 | Matt Haack (2017-18) | 147 punts |
| 39.8 | Matt Darr (2015-16) | 182 punts |
| 39.2 | Brandon Fields (2007-14) | 594 punts |
| 37.5 | Donnie Jones (2005-06) | 173 punts |
| 36.9 | John Kidd (1994-97) | 201 punts |

SEASON (since 1982, min: 40 punts)

| | | |
|-------------|--------------------------|-----------------|
| 42.4 | Brandon Fields (2013) | 85 punts |
| 41.2 | Brandon Fields (2012) | 74 punts |
| 41.1 | Brandon Fields (2011) | 78 punts |
| 40.7 | Matt Haack (2017) | 83 punts |
| 40.7 | Matt Haack (2018) | 64 punts |

LONGEST PUNTS

| | | |
|----|---|-----------|
| 77 | Reggie Roby (11/29/87 at Buffalo) | net 77 |
| 77 | Matt Turk (11/25/01 at Buffalo) | touchback |
| 74 | Brandon Fields (12/22/13 at Buffalo) | net 74 |
| 73 | Larry Seiple (11/14/71 vs. Pittsburgh) | touchback |
| 73 | Reggie Roby (9/28/86 vs. San Francisco) | touchback |
| 73 | Reggie Roby (10/5/86 at New England) | net 73 |

MOST INSIDE THE 20

SEASON (since 1982)

| | | |
|-----------|--------------------------|-----------------|
| 33 | Brandon Fields (2013) | 85 punts |
| 32 | Brandon Fields (2011) | 78 punts |
| 32 | Matt Darr (2016) | 90 punts |
| 31 | Donnie Jones (2005) | 88 punts |
| 31 | Brandon Fields (2010) | 73 punts |
| 31 | Matt Haack (2018) | 64 punts |

PUNT RETURNS

MOST PUNT RETURNS

CAREER

| | |
|-----|-------------------------|
| 127 | Jake Scott (1970-75) |
| 127 | O.J. McDuffie (1993-00) |
| 127 | Wes Welker (2004-06) |
| 115 | Davone Bess (2008-12) |
| 89 | Jarvis Landry (2014-17) |

SEASON

| | | |
|----|---------------------|--------------|
| 43 | Wes Welker (2004) | 10.8 average |
| 43 | Wes Welker (2005) | 9.1 average |
| 41 | Mark Clayton (1983) | 9.6 average |
| 41 | Wes Welker (2006) | 9.2 average |
| 37 | Davone Bess (2011) | 11.9 average |

GAME

| | | |
|---|--|--------------|
| 7 | Mercury Morris (10/19/69 at Kansas City) | 17.6 average |
| 7 | Lamont Brightful (9/19/04 at Cincinnati) | 11.1 average |
| 7 | Marcus Thigpen (11/24/13 vs. Carolina) | 10.1 average |

MOST PUNT RETURN YARDS

CAREER

| | |
|-------|-------------------------|
| 1,330 | Jake Scott (1970-75) |
| 1,232 | Wes Welker (2004-06) |
| 1,196 | Davone Bess (2008-12) |
| 1,127 | O.J. McDuffie (1993-00) |
| 830 | Tom Vigorito (1981-85) |

SEASON

| | | |
|-----|---------------------|--------------|
| 464 | Wes Welker (2004) | 10.8 average |
| 442 | Davone Bess (2011) | 11.9 average |
| 392 | Mark Clayton (1983) | 9.6 average |
| 390 | Wes Welker (2005) | 9.1 average |
| 379 | Tom Vigorito (1981) | 10.5 average |



INDIVIDUAL RECORDS

GAME

| | |
|-----|---|
| 123 | Mercury Morris (10/19/69 at Kansas City), 7 returns |
| 114 | O.J. McDuffie (12/13/93 vs. Pittsburgh), 5 returns |
| 106 | James Pruitt (9/14/86 vs. Indianapolis), 2 returns |

MOST PUNT RETURN TOUCHDOWNS

CAREER

| | |
|----------|-------------------------------|
| 2 | Freddie Solomon (1975-77) |
| 2 | Tom Vigorito (1981-85) |
| 2 | O.J. McDuffie (1993-00) |
| 2 | Jakeem Grant (2016-18) |

SEASON

| | |
|---|----------------------|
| 2 | O.J. McDuffie (1993) |
|---|----------------------|

LONGEST PUNT RETURNS

| | |
|------------|---|
| 87t | Tom Vigorito (9/10/81 vs. Pittsburgh) |
| 87t | Ted Ginn, Jr. (11/18/07 at Philadelphia) |
| 86t | Tony Nathan (10/14/79 vs. Buffalo) |
| 81t | Jeff Ogden (10/29/00 vs. Green Bay) |
| 79t | Freddie Solomon (12/5/76 vs. Buffalo) |
| 77t | Jake Scott (11/22/70 vs. Baltimore) |
| 74t | Jakeem Grant (10/9/16 vs. Tennessee) |
| 72t | O.J. McDuffie (12/13/93 vs. Pittsburgh) |
| 72t | Marcus Thigpen (9/9/12 at Houston) |
| 71t | James Pruitt (9/14/86 vs. Indianapolis) |
| 71t | O.J. McDuffie (10/24/93 vs. Indianapolis) |
| 71t | Wes Welker (12/20/04 vs. New England) |
| 71t | Jakeem Grant (10/7/18 at Cincinnati) |
| 70t | Scott Schwedes (12/17/89 at Indianapolis) |

HIGHEST PUNT RETURN AVERAGE

CAREER (min: 50 returns)

| | |
|-------|---------------------------------------|
| 13.7 | Jeff Ogden (2000-01), 51 returns |
| 11.4 | Freddie Solomon (1975-77), 71 returns |
| 10.51 | Tom Vigorito (1981-85), 79 returns |
| 10.47 | Jake Scott (1970-75), 127 returns |
| 10.4 | Davone Bess (2008-12), 115 returns |

SEASON (min: 15 returns)

| | |
|-------|------------------------------------|
| 17.0 | Jeff Ogden (2000), 19 returns |
| 12.5 | Nate Jacquet (1999), 28 returns |
| 12.3 | Freddie Solomon (1975), 26 returns |
| 12.21 | Terrell Buckley (1998), 29 returns |
| 12.15 | Marcus Thigpen (2012), 26 returns |

GAME (min: 3 returns)

| | |
|-------------|---|
| 33.0 | Ted Ginn Jr. (11/18/07 at Philadelphia), 3-99 yards |
| 28.3 | Jakeem Grant (10/7/18 at Cincinnati), 3-85 yards |
| 26.3 | Tom Vigorito (9/12/82 at N.Y. Jets), 3-79 yards |
| 26.3 | Wes Welker (9/7/06 at Pittsburgh), 3-79 yards |
| 22.8 | O.J. McDuffie (12/13/93 vs. Pittsburgh), 5-114 yards |

MOST FAIR CATCHES

CAREER

| | |
|----|-------------------------|
| 91 | O.J. McDuffie (1993-01) |
| 85 | Davone Bess (2008-12) |
| 64 | Wes Welker (2004-06) |
| 55 | Jake Scott (1970-75) |
| 53 | Jarvis Landry (2014-17) |

SEASON

| | |
|----|----------------------|
| 29 | Wes Welker (2006) |
| 24 | O.J. McDuffie (1996) |

| | |
|----|----------------------|
| 24 | Davone Bess (2011) |
| 23 | Wes Welker (2005) |
| 22 | O.J. McDuffie (1993) |

GAME

| | |
|---|-----------------------------------|
| 6 | Jake Scott (12/20/70 vs. Buffalo) |
|---|-----------------------------------|

KICKOFF RETURNS

MOST KICKOFF RETURNS

CAREER

| | |
|-----|--------------------------|
| 166 | Wes Welker (2004-06) |
| 147 | Ted Ginn, Jr. (2007-09) |
| 123 | Fulton Walker (1981-85) |
| 111 | Mercury Morris (1969-75) |
| 107 | Brock Marion (1998-03) |

SEASON

| | |
|----|------------------------------------|
| 63 | Ted Ginn, Jr. (2007), 22.7 average |
| 62 | Brock Marion (1999), 24.6 average |
| 61 | Wes Welker (2005), 22.6 average |
| 57 | Wes Welker (2004), 23.0 average |
| 52 | Ted Ginn, Jr. (2009), 24.9 average |

GAME

| | |
|----|--|
| 8 | Joe Cribbs (12/18/88 at Pittsburgh), 21.1 average |
| *8 | Marc Logan (1/12/91 at Buffalo), 17.3 average |
| 8 | Ted Ginn, Jr. (12/2/07 vs. N.Y. Jets), 24.8 average |
| 8 | Ted Ginn, Jr. (11/23/08 vs. New England), 19.3 average |

MOST KICKOFF RETURN YARDS

CAREER

| | |
|-------|--------------------------|
| 3,756 | Wes Welker (2004-06) |
| 3,386 | Ted Ginn, Jr. (2007-09) |
| 2,947 | Mercury Morris (1969-75) |
| 2,944 | Fulton Walker (1981-85) |
| 2,517 | Brock Marion (1998-03) |

SEASON

| | |
|-------|------------------------------------|
| 1,524 | Brock Marion (1999), 24.6 average |
| 1,433 | Ted Ginn, Jr. (2007), 22.7 average |
| 1,379 | Wes Welker (2005), 22.6 average |
| 1,313 | Wes Welker (2004), 23.0 average |
| 1,296 | Ted Ginn, Jr. (2009), 24.9 average |

GAME

| | |
|-----|--|
| 299 | Ted Ginn, Jr. (11/1/09 at N.Y. Jets), long 101t |
| 215 | Travis Minor (10/13/02 at Denver), long 66 |
| 210 | Wes Welker (1/2/05 at Baltimore), long 95t |
| 205 | Albert Johnson (9/29/02 at Kansas City), long 49 |
| 204 | Gene Milton (9/21/68 vs. Oakland), long 73 |

MOST KICKOFF RETURN TOUCHDOWNS

CAREER

| | |
|---|--------------------------|
| 3 | Mercury Morris (1969-75) |
| 2 | Ted Ginn, Jr. (2007-09) |

SEASON

| | |
|---|----------------------|
| 2 | Ted Ginn, Jr. (2009) |
|---|----------------------|

GAME

| | |
|---|--|
| 2 | Ted Ginn, Jr. (11/1/09 at N.Y. Jets), 100, 101 yards |
|---|--|



INDIVIDUAL RECORDS

LONGEST KICKOFF RETURNS

| | |
|-------------|---|
| 105t | Mercury Morris (9/14/69 at Cincinnati) |
| 102t | Jakeem Grant (9/9/18 vs. Tennessee) |
| 101t | Ted Ginn, Jr. (11/1/09 at N.Y. Jets) |
| 100t | Ted Ginn, Jr. (11/1/09 at N.Y. Jets) |
| **98t | Fulton Walker (1/30/83 vs. Washington) |
| 97t | Marc Logan (10/1/89 at Houston) |
| 96t | Mercury Morris (12/6/70 vs. Boston) |
| 96t | Marcus Thigpen (11/15/12 at Buffalo) |
| 96t | Kenyan Drake (11/6/16 vs. N.Y. Jets) |
| 95t | Joe Auer (9/2/66 vs. Oakland) |
| 95t | Bobby Neff (9/14/68 vs. Houston) |
| 95t | Wes Welker (1/2/05 at Baltimore) |

HIGHEST KICKOFF RETURN AVERAGE

CAREER (min: 50 returns)

| | |
|-------------|---|
| 26.5 | Mercury Morris (1969-75), 111 returns |
| 25.3 | Duriel Harris (1976-83, 1985), 56 returns |
| 25.1 | Jakeem Grant (2016-18), 58 returns |
| 24.8 | Marcus Thigpen (2012-13), 77 returns |
| 23.9 | Fulton Walker (1981-85), 123 returns |

SEASON (min: 14 returns)

| | |
|-------------|---|
| 32.9 | Duriel Harris (1976), 17 returns, 559 yards |
| 29.7 | Jakeem Grant (2018), 18 returns, 535 yards |
| 29.6 | Gary Davis (1977), 14 returns, 414 yards |
| 29.0 | Mercury Morris (1970), 28 returns, 812 yards |

GAME (min: 3 returns)

| | |
|--------|---|
| 49.8 | Ted Ginn, Jr. (11/1/09 at N.Y. Jets), 6-299 |
| 47.7 | Fulton Walker (10/16/83 at N.Y. Jets), 3-143 |
| **47.5 | Fulton Walker (1/30/83 vs. Washington), 4-190 |
| 46.7 | Joe Auer (9/2/66 vs. Oakland), 3-140 |
| 46.0 | Marc Logan (10/1/89 at Houston), 3-138 |

INTERCEPTIONS

MOST INTERCEPTIONS

CAREER

| | |
|----|---------------------------|
| 35 | Jake Scott (1970-75) |
| 34 | Dick Anderson (1968-77) |
| 31 | Sam Madison (1997-05) |
| 29 | Glenn Blackwood (1979-87) |
| 29 | Patrick Surtain (1998-04) |

SEASON

| | |
|----|-------------------------------------|
| 10 | Dick Westmoreland (1967), 127 yards |
| 8 | Willie West (1966), 62 yards |
| 8 | Dick Anderson (1968), 230 yards |
| 8 | Dick Anderson (1970), 191 yards |
| 8 | Dick Anderson (1973), 163 yards |
| 8 | Jake Scott (1974), 75 yards |
| 8 | Terrell Buckley (1998), 157 yards |
| 8 | Sam Madison (1998), 114 yards |

GAME

| | |
|----|--|
| 4 | Dick Anderson (12/3/73 vs. Pittsburgh), 121 yards |
| 3 | Willie West (10/23/66 at Houston), 49 yards |
| 3 | Dick Westmoreland (11/26/67 vs. Buffalo), 43 yards |
| 3 | Charlie Babb (9/22/75 vs. Oakland), 18 yards |
| 3 | Curtis Johnson (10/19/75 vs. N.Y. Jets), 25 yards |
| 3 | Larry Gordon (12/10/78 vs. Oakland), 35 yards |
| *3 | A.J. Duhe (1/23/83 vs. N.Y. Jets), 36 yards |
| 3 | William Judson (10/16/83 at N.Y. Jets), 23 yards |

| | |
|---|--|
| 3 | Louis Oliver (10/4/92 at Buffalo), 170 yards |
| 3 | Sam Madison (11/7/99 vs. Tennessee), 101 yards |

MOST INTERCEPTIONS BY A ROOKIE

SEASON

| | |
|---|----------------------------------|
| 8 | Dick Anderson (1968), 230 yards |
| 5 | Lloyd Mumphord (1969), 102 yards |
| 5 | Jake Scott (1970), 112 yards |
| 5 | Don McNeal (1980), 17 yards |

GAME

| | |
|---|---|
| 2 | Dick Anderson (11/24/68 at Boston), 109 yards |
| 2 | Lloyd Mumphord (12/7/69 vs. Denver), 0 yards |
| 2 | Curtis Johnson (10/3/70 vs. Oakland), 26 yards |
| 2 | Gerald Small (12/10/78 vs. Oakland), 85 yards |
| 2 | Don McNeal (10/12/80 at New England), 2 yards |
| 2 | Jarvis Williams (10/9/88 at L.A. Raiders), 23 yards |

MOST CONSECUTIVE GAMES WITH AN INTERCEPTION

| | |
|---|--|
| 5 | Dick Westmoreland (9th through 13th in 1967) |
|---|--|

MOST INTERCEPTION RETURN YARDS

CAREER

| | |
|-----|---|
| 792 | Dick Anderson (1968-77), 23.3 average |
| 569 | Louis Oliver (1989-93, 1995-96), 23.7 average |
| 487 | Sam Madison (1997-05), 15.7 average |
| 431 | Brock Marion (1998-03), 21.6 average |
| 425 | Jake Scott (1970-75), 12.1 average |
| 425 | Terrell Buckley (1995-99, 2003), 17.7 average |

SEASON

| | |
|-----|--|
| 230 | Dick Anderson (1968), 8 for 28.8 average |
| 227 | Brock Marion (2001), 5 for 45.4 average |
| 200 | Louis Oliver (1992), 5 for 40.0 average |
| 198 | Jimmy Warren (1966), 5 for 39.6 average |
| 191 | Dick Anderson (1970), 8 for 23.9 average |

GAME

| | |
|-----|---|
| 170 | Louis Oliver (10/4/92 at Buffalo), 3 interceptions |
| 121 | Dick Anderson (12/3/73 vs. Pittsburgh), 4 interceptions |
| 107 | Dick Anderson (11/24/68 at Boston), 2 interceptions |
| 101 | Sam Madison (11/7/99 vs. Tennessee), 3 interceptions |
| 100 | Brock Marion (1/6/02 vs. Buffalo), 1 interception |

LONGEST INTERCEPTION RETURNS

| | |
|------|--|
| 103t | Louis Oliver (10/4/92 at Buffalo), Jim Kelly |
| 100t | Brock Marion (1/6/02 vs. Buffalo), Travis Brown |
| 96t | Dick Anderson (11/24/68 at Boston), Tom Sherman |
| 94t | Brent Grimes (10/31/13 vs. Cincinnati), Andy Dalton |
| 91t | Terrell Buckley (10/13/96 at Buffalo), Jim Kelly |
| 86t | Dick Anderson (12/20/70 vs. Buffalo), Dennis Shaw |
| 86t | William Judson (60t), Mike Kozlowski (26, lateral), (9/9/84 vs. New England), Steve Grogan |
| 81t | Louis Delmas (10/26/14 at Jacksonville), Blake Bortles |
| 76t | Troy Vincent (58t), Gene Atkins (18, lateral), (12/12/94 vs. Kansas City), Steve Bono |
| 74t | Terrell Buckley (12/21/03 at Buffalo), Drew Bledsoe |
| 70t | Jimmy Warren (11/13/66 at Kansas City), Len Dawson |
| 70 | Sammy Knight (11/27/03 at Dallas), Quincy Carter |

INTERCEPTIONS RETURNED FOR TOUCHDOWNS

CAREER

| | |
|---|-------------------------|
| 4 | Zach Thomas (1996-2007) |
| 3 | Dick Anderson (1968-77) |



INDIVIDUAL RECORDS

- 3 Terrell Buckley (1995-99, 2003)
- 3 Jason Taylor (1997-2007, 2009, 2011)
- 3 Reshad Jones (2010-18)**

SEASON

- 2 Bill Stanfill (1969), 15,17 yards
- 2 Dick Anderson (1973), 27,38 yards
- 2 Mike Kozlowski (1983), 35,38 yards
- 2 Zach Thomas (1998), 17,1 yards
- 2 Brock Marion (2001), 26,100 yards
- 2 Jason Taylor (2006), 20,51 yards
- 2 Reshad Jones (2015), 30,23 yards**

GAME

- 2 Dick Anderson (12/3/73 vs. Pittsburgh)
- 2 Mike Kozlowski (12/16/83 vs. N.Y. Jets)

SACKS

MOST SACKS

CAREER

- 131.0 Jason Taylor (1997-2007, 2009, 2011)
- 96.5 Cameron Wake (2009-18)**
- 69.5 Bill Stanfill (1969-76)
- 65.5 Doug Betters (1978-87)
- 65.0 Vern Den Herder (1971-82)

SEASON

- 18.5 Bill Stanfill (1973)
- 18.5 Jason Taylor (2002)
- 17.5 Joey Porter (2008)
- 16.5 Trace Armstrong (2000)
- 16.0 Doug Betters (1983)

GAME

- 5.0 Bill Stanfill (10/7/73 vs. N.Y. Jets)
- 5.0 Vern Den Herder (10/21/73 vs. Buffalo)
- 5.0 Bill Stanfill (11/17/74 vs. Buffalo)
- 4.5 Cameron Wake (9/30/12 at Arizona)**
- 4.0 Vern Den Herder (9/22/74 at Buffalo)
- 4.0 Vern Den Herder (11/11/79 vs. Baltimore)
- 4.0 Doug Betters (9/4/83 at Buffalo)
- 4.0 E.J. Junior (10/6/91 at New England)
- 4.0 Joey Porter (9/21/08 at New England)
- 4.0 Cameron Wake (10/18/15 at Tennessee)**

MOST SACKS BY A ROOKIE

SEASON

- 8.0 Bill Stanfill (1969)
- 8.0 Lorenzo Bromell (1998)
- 7.0 A.J. Duhe (1977)
- 6.0 Marco Coleman (1992)
- 5.0 Derrick Rodgers (1997)
- 5.0 Jason Taylor (1997)

GAME

- 3.0 A.J. Duhe (11/6/77 at N.Y. Jets)
- 3.0 Marco Coleman (10/25/92 vs. Indianapolis)
- 2.0 Bill Stanfill (10/26/69 vs. Buffalo)
- 2.0 Bob Baumhower (11/20/77 at Cincinnati)
- 2.0 A.J. Duhe (12/11/77 at New England)
- 2.0 Doug Betters (10/29/78 vs. Baltimore)
- 2.0 Charles Bowser (1/2/83 at Baltimore)
- 2.0 John Bosa (12/17/87 vs. N.Y. Jets)
- 2.0 Marco Coleman (11/1/92 at N.Y. Jets)

- 2.0 Shane Burton (12/1/96 at Oakland)
- 2.0 Derrick Rodgers (10/12/97 at N.Y. Jets)
- 2.0 Lorenzo Bromell (9/13/98 vs. Buffalo)
- 2.0 Lorenzo Bromell (11/29/98 vs. New
- 2.0 Olivier Vernon (10/14/12 vs. St. Louis)
- 2.0 Jerome Baker (10/7/18 at Cincinnati)**

FUMBLES

MOST FUMBLES

CAREER

- 110 Dan Marino (1983-99)
- 52 Bob Griese (1967-80)
- 50 Ryan Tannehill (2012-18)**
- 34 Tony Nathan (1979-87)
- 31 Mercury Morris (1969-75)

SEASON

- 14 Matt Moore (2011)
- 13 Gus Frotte (2005)
- 10 Dan Marino (1988)
- 10 A.J. Feeley (2004)
- 10 Ryan Tannehill (2015)**

GAME

- 4 Craig Erickson (10/6/96 vs. Seattle)
- 4 Cleo Lemon (12/9/07 at Buffalo)
- 4 Jay Cutler (12/17/17 at Buffalo)
- 3 11 times (**last: Ryan Tannehill, 12/11/16 vs. Arizona**)

MOST FUMBLES BY A ROOKIE

SEASON

- 9 Ryan Tannehill (2012)**
- 8 Tony Nathan (1979)
- 7 Scott Schwedes (1987)
- 7 John Beck (2007)
- 7 Jarvis Landry (2014)

GAME

- 3 Rick Norton (9/9/66 vs. N.Y. Jets)
- 3 Scott Schwedes (12/13/87 at Philadelphia)
- 3 John Beck (12/2/07 vs. N.Y. Jets)
- 3 Jamil Douglas (11/29/15 at N.Y. Jets)

MOST OWN FUMBLE RECOVERIES

CAREER

- 42 Dan Marino (1983-99)
- 23 Bob Griese (1967-80)
- 16 Ryan Tannehill (2012-18)**

SEASON

- 7 Dan Marino (1988)
- 6 Bob Griese (1971)
- 6 Jay Cutler (2017)

GAME

- 4 Jay Cutler (12/17/17 at Buffalo)
- 3 Rick Norton (11/9/69 at Boston)
- 3 Craig Erickson (10/6/96 vs. Seattle)
- 3 Lamont Brightful (9/19/04 at Cincinnati)
- 3 Cleo Lemon (12/9/07 at Buffalo)
- 3 Ryan Tannehill (11/29/15 at N.Y. Jets)**



INDIVIDUAL RECORDS

MOST OPPONENT FUMBLE RECOVERIES

CAREER

| | |
|----|--------------------------------------|
| 27 | Jason Taylor (1997-2007, 2009, 2011) |
| 16 | Bob Baumhower (1977-86) |
| 15 | Dick Anderson (1968-77) |
| 14 | Vern Den Herder (1971-82) |
| 13 | Glenn Blackwood (1979-87) |

SEASON

| | |
|---|---|
| 5 | Dick Anderson (1972) |
| 5 | Bud Brown (1985) |
| 4 | 12 times (last: Kiko Alonso, 2016) |

GAME

| | |
|---|---|
| 2 | Tom Nomina (11/13/66 at Kansas City), 0 yards |
| 2 | Art Powell (10/18/70 at Buffalo), 0 yards |
| 2 | Jim Riley (11/7/76 vs. Buffalo), 0 yards |
| 2 | Jeris White (11/28/76 at Cleveland), 0 yards |
| 2 | Bob Baumhower (12/11/77 at New England), 0 yards |
| 2 | Tim Foley (11/29/79 vs. New England), 2 yards |
| 2 | Glenn Blackwood (10/19/80 vs. Buffalo), 0 yards |
| 2 | Doug Betters (11/6/83 at San Francisco), 0 yards |
| 2 | Bud Brown (9/8/85 vs. Houston), 6 yards |
| 2 | Bryan Cox (10/31/93 vs. Kansas City), 1 yard |
| 2 | Jason Taylor (10/7/01 vs. New England), 1 yard, 1 TD |
| 2 | Reshad Jones (12/23/12 vs. Buffalo), 24 yards |
| 2 | Reshad Jones (10/8/17 vs. Tennessee), 38 yards |

FUMBLE RETURNS FOR TOUCHDOWNS

| | |
|-----|--|
| 85t | Jason Taylor (9/11/05 vs. Denver), Jake Plummer |
| 59t | Trell Hooper (10/11/87 vs. Kansas City), Robert Parker |
| 55t | Liffort Hobley (10/11/87 vs. Kansas City), Chris Smith |
| 50t | Cortland Finnegan (9/28/14 at Oakland in London), Matt McGloin |
| 48t | Renaldo Hill (11/19/06 vs. Minnesota), Chester Taylor |
| 48t | Jason Taylor (11/1/09 at N.Y. Jets), Shonn Greene |
| 44t | Don Bessillieu (10/19/80 vs. Buffalo), Joe Cribbs |
| 43t | Michael Lehan (12/2/07 vs. N.Y. Jets), Kellen Clemens |
| 38t | Reshad Jones (10/8/17 vs. Tennessee), Matt Cassel |
| 37t | Pat Johnson (12/24/95 at St. Louis), Todd Kinchen |
| 35t | Dick Anderson (10/15/72 vs. San Diego), Mke Garrett |
| 34t | Jason Taylor (11/27/03 at Dallas), Quincy Carter |
| 29t | Jason Taylor (10/1/00 at Cincinnati), Akili Smith |
| 25t | Mike Kozlowski (12/6/81 vs. New England), Sam Cunningham |
| 22t | Terrell Buckley (10/27/97 vs. Chicago), Ricky Proehl |
| 21t | Bob Baumhower (10/7/84 at Pittsburgh), Mark Malone |
| 20t | Sam Madison (10/8/00 vs. Buffalo), Sammy Morris |
| 19t | Liffort Hobley (10/9/88 at L.A. Raiders), Vance Mueller |
| 15t | Jimmy Warren off lateral from Bob Neff, (12/16/67 vs. Boston), Jim Nance |
| 14t | Reshad Jones (11/26/17 at New England), Tom Brady |
| 13t | Nick Buoniconti (9/30/73 vs. New England), John Tarver |
| 13t | Bob Baumhower (10/9/78 vs. Cincinnati), Dave Turner |
| 13t | Brian Sochia (12/30/90 vs. Indianapolis), Jeff George |
| 10t | Willie West (10/6/68 at Houston), Bob Davis |
| 10t | Sean Hill (9/1/96 vs. New England), Louis Oliver |
| 7t | Bob Brudzinski (10/27/85 at Detroit), Eric Hipple |
| 4t | O.J. McDuffie (10/12/97 at N.Y. Jets), Charles Jordan |
| 4t | Jason Taylor (9/13/99 at Denver), Brian Griese |
| 2t | Randy McMichael (10/12/03 at Jacksonville), Obafemi Ayanbadejo |
| 1t | Cliff Odom (10/28/90 at Indianapolis), Jack Trudeau |

| | |
|----|--|
| 1t | Jason Taylor (10/7/01 vs. New England), Tom Brady |
| 1t | Derrick Pope (11/28/04 at San Francisco), Tim Rattay |
| 0t | Chuck Klingbeil (9/22/91 vs. Green Bay), Don Majkowski |
| 0t | Scott Miller (9/1/96 vs. New England), Stanley Pritchett |
| 0t | Tim Bowens (11/30/97 at Oakland), Jeff George |
| 0t | Travis Minor (10/28/01 at Seattle), Jay Fiedler |
| 0t | Trent Gamble (9/8/02 vs. Detroit), Chris Cash |
| 0t | Koa Misi (9/19/10 at Minnesota), Brett Favre |

FUMBLE RETURNS FOR TOUCHDOWNS

CAREER

| | |
|---|--------------------------------------|
| 6 | Jason Taylor (1997-2007, 2009, 2011) |
| 2 | Bob Baumhower (1977-86) |
| 2 | Liffort Hobley (1987-93) |
| 2 | Reshad Jones (2010-18) |

TAKEAWAYS

(interceptions/fumble recoveries)

MOST TAKEAWAYS

CAREER

| | |
|----|--|
| 51 | Dick Anderson (1968-77), 34 INTs, 17 FRs |
| 42 | Jake Scott (1970-75), 35 INTs, 7 FRs |
| 41 | Glenn Blackwood (1979-87), 29 INTs, 12 FRs |
| 35 | Sam Madison (1997-05), 31 INTs, 4 FRs |
| 35 | Jason Taylor (1997-2007, 2009, 2011), 8 INTs, 27 FRs |

SEASON

| | |
|----|--------------------------------------|
| 11 | Dick Anderson (1970), 8 INTs, 3 FRs |
| 11 | Jake Scott (1974), 8 INTs, 3 FRs |
| 10 | Dick Westmoreland (1967), 10 INTs |
| 9 | Dick Anderson (1968), 8 INTs, 1 FR |
| 9 | Dick Anderson (1972), 3 INTs, 6 FRs |
| 9 | Terrell Buckley (1998), 8 INTs, 1 FR |

GAME

| | |
|---|--|
| 4 | Dick Anderson (12/3/73 vs. Pittsburgh), 4 INTs |
| 4 | Jeris White (11/26/76 at Cleveland), 2 INTs, 2 FRs |

MOST TAKEAWAYS BY A ROOKIE

SEASON

| | |
|---|---------------------------------------|
| 9 | Dick Anderson (1968), 8 INTs, 1 FR |
| 7 | Lloyd Mumphord (1969), 5 INTs, 2 FRs |
| 7 | Curtis Johnson (1970), 3 INTs, 4 FRs |
| 7 | Jarvis Williams (1988), 4 INTs, 3 FRs |

GAME

| | |
|---|---|
| 3 | Lloyd Mumphord (12/7/69 vs. Denver), 2 INTs, 1 FR |
|---|---|

BLOCKED KICKS

MOST BLOCKED KICKS

CAREER

| | |
|---|---|
| 9 | Curtis Johnson (1970-78), 6 FGs, 2 Punts, 1 PAT |
| 8 | Lloyd Mumphord (1969-74), 7 FGs, 1 Punt |
| 5 | Vern Den Herder (1971-82), 4 FGs, 1 Punt |
| 5 | William Judson (1982-89), 3 FGs, 2 Punts |
| 5 | Jeff Cross (1988-95), 3 FGs, 1 Punt, 1 PAT |

SEASON

| | |
|---|--------------------------------------|
| 4 | Wahoo McDaniel (1966), 1 FG, 3 PATs |
| 3 | Frank Cornish (1970), 2 FGs, 1 PAT |
| 3 | Curtis Johnson (1972), 1 FG, 2 Punts |
| 3 | Shane Burton (1998), 3 FGs |



INDIVIDUAL RECORDS

MOST BLOCKED FIELD GOALS

CAREER

| | |
|---|---------------------------|
| 7 | Lloyd Mumphord (1969-74) |
| 6 | Curtis Johnson (1970-78) |
| 4 | Vern Den Herder (1971-82) |
| 4 | Bob Baumhower (1977-86) |

SEASON

3 Shane Burton (1998)

BLOCKED FIELD GOAL RETURNS FOR TOUCHDOWNS

| | |
|-----|--|
| 51t | Lloyd Mumphord (12/6/70 vs. Boston), Gino Capelletti |
| 47t | Curtis Johnson (12/19/71 vs. Green Bay), Tim Webster |

LONGEST SHORT FIELD GOAL RETURNS

50 Jake Scott (12/6/70 vs. Boston), Gino Capelletti

MOST BLOCKED PUNTS

CAREER

| | |
|---|--------------------------|
| 3 | Tim Foley (1970-80) |
| 3 | Jimmy Wilson (2011-14) |
| 2 | Curtis Johnson (1970-78) |
| 2 | William Judson (1982-89) |
| 2 | Marc Logan (1989-91) |
| 2 | Terrence Fede (2014-17) |

SEASON

| | |
|---|-----------------------|
| 2 | Curtis Johnson (1972) |
| 2 | Tim Foley (1973) |
| 2 | Marc Logan (1991) |

BLOCKED PUNT RETURNS FOR TOUCHDOWNS

| | |
|-----|---|
| 19t | Mark Higgs (10/18/90 vs. New England), Brian Hansen |
| 11t | Walt Aikens (12/17/16 at N.Y. Jets), Lachlan Edwards |
| 8t | Tim Foley (11/11/73 vs. Baltimore), David Lee |
| *5t | Charlie Babb (12/24/72 vs. Cleveland), Don Cockroft |
| 5t | Tim Foley (11/11/73 vs. Baltimore), David Lee |
| 0t | Lex Hilliard (11/20/11 vs. Buffalo), Brian Moorman |
| 0t | Olivier Vernon (10/28/12 at N.Y. Jets), Robert Malone |

MOST BLOCKED POINTS AFTER TOUCHDOWNS

CAREER

| | |
|---|--------------------------|
| 3 | Wahoo McDaniel (1966-68) |
| 3 | Doug Betters (1978-87) |

DEFENSIVE 2-POINT CONVERSIONS

1 **Walt Aikens (12/11/16 vs. Arizona), returned blocked PAT (Jordan Phillips)**

TEAM RECORDS

* - Playoff Game

** - Super Bowl

- Record includes game on 11/30/69 played at Tampa's Tampa Stadium and games on 10/28/07, 10/4/15 and 10/11/17 played at London's Wembley Stadium that were designated as home games

^ - Record includes game on 9/28/14 played at London's Wembley Stadium that was designated as a road game.

CHAMPIONSHIPS

SUPER BOWL

2 1972, 1973

AMERICAN FOOTBALL CONFERENCE

5 1971, 1972, 1973, 1982, 1984

AFC EASTERN DIVISION

13 1971, 1972, 1973, 1974, 1979, 1981, 1983, 1984, 1985, 1992, 1994, 2000, 2008

PLAYOFF BERTHS

23 1970, 1971, 1972, 1973, 1974, 1978, 1979, 1981, 1982, 1983, 1984, 1985, 1990, 1992, 1994, 1995, 1997, 1998, 1999, 2000, 2001, 2008, 2016

GAMES

REGULAR SEASON RECORD

451-357-4 (.558)

PLAYOFF RECORD

20-21 (.488)

OVERALL RECORD

471-378-4 (.555)

HOME REGULAR-SEASON RECORD

258-144-3 (.641)#

ORANGE BOWL REGULAR-SEASON RECORD:

110-38-3 (.738)

HARD ROCK STADIUM REGULAR-SEASON RECORD

148-102 (.592)

HOME PLAYOFF RECORD

15-7 (.682)

ORANGE BOWL PLAYOFF RECORD

10-4 (.714)



TEAM RECORDS

HARD ROCK STADIUM PLAYOFF RECORD

5-3 (.625)

HOME OVERALL RECORD

273-151-3 (.643)#

ORANGE BOWL OVERALL RECORD

120-42-3 (.736)

HARD ROCK STADIUM OVERALL RECORD

153-108 (.585)

ROAD REGULAR-SEASON RECORD

193-213-1 (.475)^

ROAD PLAYOFF RECORD

5-14 (.263)

ROAD OVERALL RECORD

198-227-1 (.466)^

MOST WINS IN A SEASON

17 in 1972 (14 regular season, 3 playoffs)
16 in 1984 (14 regular season, 2 playoffs)

BEST SEASON WINNING PERCENTAGE

1.000 in 1972 (14-0 regular season, 3-0 playoffs)

FEWEST WINS IN A SEASON

1 in 2007

LOWEST SEASON WINNING PERCENTAGE

.063 in 2007 (1-15)

CONSECUTIVES

MOST WINS

18 1st in 1972 through 1st in 1973

MOST REGULAR SEASON WINS

16 14th in 1971 through 1st in 1973
16 12th in 1983 through 11th in 1984

MOST HOME WINS

31 10/17/71 through 12/15/74

MOST REGULAR-SEASON HOME WINS

27 10/17/71 through 12/15/74

MOST ROAD WINS

9 9/17/72 through 1/14/73

MOST REGULAR-SEASON ROAD WINS

7 9/17/72 through 12/10/72
7 12/4/83 through 11/4/84

MOST WINS IN A SERIES

20 vs. Buffalo, 1970-79

MOST PRESEASON WINS

11 5th in 1975 through 3rd in 1977

MOST LOSSES

16 14th in 2006 through 13th in 2007

MOST REGULAR-SEASON LOSSES

16 14th in 2006 through 13th in 2007

MOST HOME LOSSES

7 12/25/06 through 12/2/07
7 11/18/10 through 10/23/11

MOST ROAD LOSSES

11 12/17/06 through 9/14/08

MOST LOSSES IN A SERIES

8 vs. N.Y. Jets, 1966-69
8 vs. N.Y. Jets, 1998-2001

MOST PRESEASON LOSSES

7 5th in 1988 through 2nd in 1990

SCORING

MOST POINTS SCORED

| | | |
|--------|-----|-----------------------|
| Season | 513 | 1984 |
| Game | 55 | 11/24/77 at St. Louis |

FEWEST POINTS SCORED

| | | |
|--------|-----|--------------------------------------|
| Season | 198 | 1982 (9 games) |
| | 213 | 1966 |
| Game | 0 | 22 times, last 10/26/17 at Baltimore |

MOST POINTS ALLOWED

| | | |
|--------|-----|-------------------------|
| Season | 437 | 2007 |
| | 407 | 1967 (14 games) |
| Game | *62 | 1/15/00 at Jacksonville |
| | 58 | 9/18/66 at Buffalo |
| | 51 | 9/21/86 at N.Y. Jets |
| | 50 | 9/7/86 at San Diego |

FEWEST POINTS ALLOWED

| | | |
|--------|-----|--------------------------------------|
| Season | 131 | 1982 (9 games) |
| | 150 | 1973 (14 games) |
| Game | 0 | 26 times, last 11/2/14 vs. San Diego |

MOST POINTS, BOTH TEAMS

| | | |
|------|----|---|
| Game | 96 | at N.Y. Jets 51, Miami 45, ot (9/21/86) |
| | 81 | Buffalo 47, at Miami 34 (11/19/93) |
| | 80 | New Orleans 46, Miami 34 (10/25/09) |

FEWEST POINTS, BOTH TEAMS

| | | |
|------|---|--------------------------------------|
| Game | 3 | at New England 3, Miami 0 (12/12/82) |
| | 3 | at Pittsburgh 3, Miami 0 (11/26/07) |
| | 9 | New England 6, at Miami 3 (11/20/88) |

MOST DECISIVE WIN

| | | |
|------|----|---------------------------------|
| Game | 52 | 52-0 vs. New England (11/12/72) |
| | 44 | 44-0 vs. Baltimore (11/11/73) |
| | 43 | 43-0 at N.Y. Jets (10/19/75) |
| | 42 | 42-0 at Baltimore (9/10/78) |
| | 42 | 45-3 vs. N.Y. Jets (11/24/86) |
| | 42 | 42-0 vs. Kansas City (10/11/87) |



TEAM RECORDS

MOST DECISIVE LOSS

| | | |
|------|-----|---------------------------------|
| Game | *55 | 62-7 at Jacksonville (1/15/00) |
| | 45 | 48-3 vs. Kansas City (9/28/68) |
| | 41 | 41-0 at Kansas City (10/8/67) |
| | 41 | 41-0 at Indianapolis (12/14/97) |

MOST TOUCHDOWNS SCORED

| | | |
|--------|----|-----------------------|
| Season | 70 | 1984 |
| Game | 8 | 11/24/77 at St. Louis |

FEWEST TOUCHDOWNS SCORED

| | | |
|--------|----|------------------|
| Season | 26 | 1966, 2006, 2010 |
|--------|----|------------------|

MOST TOUCHDOWNS ALLOWED

| | | |
|--------|----|-------------------------|
| Season | 53 | 1967 |
| Game | 8 | 9/18/66 at Buffalo |
| | *8 | 1/15/00 at Jacksonville |

FEWEST TOUCHDOWNS ALLOWED

| | | |
|--------|----|------|
| Season | 15 | 1973 |
|--------|----|------|

MOST TOUCHDOWNS SCORED BY RUSHING

| | | |
|--------|----|------------------------------------|
| Season | 26 | 1972, 1975 |
| Game | 4 | 11 times, last 9/16/13 vs. Oakland |

PASSING

| | | |
|--------|----|-----------------------|
| Season | 49 | 1984 |
| Game | 6 | 11/24/77 at St. Louis |
| | 6 | 9/21/86 at N.Y. Jets |

INTERCEPTION

| | | |
|--------|---|--------------------------|
| Season | 5 | 2001 |
| | 4 | 1966, 1998 |
| Game | 2 | 12/3/73 vs. Pittsburgh |
| | 2 | 9/12/82 at N.Y. Jets |
| | 2 | 12/16/83 vs. N.Y. Jets |
| | 2 | 12/6/98 at Oakland |
| | 2 | 10/26/14 at Jacksonville |

KICKOFF RETURN

| | | |
|--------|---|----------------------|
| Season | 2 | 2009 |
| Game | 2 | 11/1/09 at N.Y. Jets |

PUNT RETURN

| | | |
|--------|---|------|
| Season | 2 | 1993 |
|--------|---|------|

FUMBLE RETURN

| | | |
|--------|---|--|
| Season | 3 | 1997 |
| | 2 | 1987, 1990, 1996, 2000, 2001, 2003, 2017 |
| Game | 2 | 10/11/87 vs. Kansas City |
| | 2 | 9/1/96 vs. New England |

BLOCKED PUNT RETURN

| | | |
|--------|---|------------------------|
| Season | 2 | 1973 |
| Game | 2 | 11/11/73 vs. Baltimore |

FEWEST TOUCHDOWNS SCORED BY RUSHING

| | | |
|--------|---|------|
| Season | 4 | 2017 |
|--------|---|------|

PASSING

| | | |
|--------|----|----------------|
| Season | 8 | 1982 (9 games) |
| | 12 | 1969 |
| | 12 | 2007 |

MOST TOUCHDOWNS ALLOWED BY RUSHING

| | | |
|--------|----|-------------------|
| Season | 23 | 1986 |
| Game | 5 | 9/4/88 at Chicago |

PASSING

| | | |
|--------|----|--------------------------|
| Season | 31 | 1967, 2015 |
| Game | 6 | 10/21/07 vs. New England |

INTERCEPTION

| | | |
|--------|---|--------------------------|
| Season | 8 | 2004 |
| Game | 2 | 12/18/88 at Pittsburgh |
| | 2 | 11/23/97 at New England |
| | 2 | 10/17/99 at New England |
| | 2 | 11/18/01 vs. N.Y. Jets |
| | 2 | 10/25/09 vs. New Orleans |
| | 2 | 10/26/17 at Baltimore |

KICKOFF RETURN

| | | |
|--------|---|------------------|
| Season | 2 | 1994, 2007, 2010 |
|--------|---|------------------|

PUNT RETURN

| | | |
|--------|---|------|
| Season | 2 | 2008 |
|--------|---|------|

FUMBLE RETURN

| | | |
|--------|---|--|
| Season | 3 | 1974 |
| | 2 | 1991, 1992, 1993, 1998, 1999, 2007, 2017 |

BLOCKED FIELD GOAL RETURN

| | | |
|--------|---|------------------------|
| Season | 1 | 1979, 1989, 2010, 2014 |
|--------|---|------------------------|

FEWEST TOUCHDOWNS ALLOWED BY RUSHING

| | | |
|--------|---|------------|
| Season | 6 | 1998, 1999 |
|--------|---|------------|

PASSING

| | | |
|--------|---|------|
| Season | 5 | 1973 |
|--------|---|------|

MOST POINTS AFTER TOUCHDOWN SCORED

| | | |
|--------|----|--------------------------|
| Season | 66 | 1984 |
| Game | 7 | 11/12/72 vs. New England |
| | 7 | 11/24/77 at St. Louis |
| | 7 | 9/3/95 vs. N.Y. Jets |
| | 7 | 9/8/02 vs. Detroit |

MOST POINTS AFTER TOUCHDOWN SCORED, OPPONENT

| | | |
|--------|----|--------------------------|
| Season | 49 | 2007 |
| Game | *8 | 1/15/00 at Jacksonville |
| | 7 | 9/18/66 at Buffalo |
| | 7 | 10/21/07 vs. New England |

MOST FIELD GOALS SCORED

| | | |
|--------|----|-------------------------|
| Season | 39 | 1999 |
| Game | 6 | 10/17/99 at New England |

MOST FIELD GOALS SCORED, OPPONENT

| | | |
|--------|----|------|
| Season | 34 | 2013 |
|--------|----|------|



TEAM RECORDS

| | | |
|-------------|----|-------------------------|
| Game | 5 | 9/28/69 at Houston |
| | 5 | 9/25/88 at Indianapolis |
| | *5 | 1/17/93 vs. Buffalo |
| | 5 | 10/13/02 at Denver |
| | 5 | 9/7/03 vs. Houston |
| | 5 | 10/7/07 at Houston |
| | 5 | 9/14/14 at Buffalo |
| | 5 | 9/29/16 at Cincinnati |
| | 5 | 12/24/17 at Kansas City |

MOST SAFETIES SCORED

| | | |
|---------------|---|------|
| Season | 3 | 2005 |
| | 3 | 2014 |
| | 2 | 1978 |
| | 2 | 2017 |

| | | |
|-------------|---|--------------------|
| Game | 2 | 12/3/17 vs. Denver |
|-------------|---|--------------------|

MOST SAFETIES SCORED, OPPONENT

| | | |
|---------------|---|--|
| Season | 4 | 2015 |
| Game | 1 | 31 times, last 12/27/15 vs. Indianapolis |

MOST 2-POINT CONVERSION ATTEMPTS

| | | |
|---------------|----|---------------------------|
| Season | 10 | 1994 |
| Game | 4 | at Indianapolis, 11/26/95 |

MOST 2-POINT CONVERSION ATTEMPTS, OPPONENT

| | | |
|---------------|---|---------------------------------------|
| Season | 5 | 1995, 2009, 2016 |
| Game | 2 | Five times, last 11/1/09 at N.Y. Jets |

MOST 2-POINT CONVERSIONS

| | | |
|---------------|---|---------------------------|
| Season | 6 | 1994 |
| Game | 2 | at Indianapolis, 11/26/95 |

MOST 2-POINT CONVERSIONS, OPPONENT

| | | |
|---------------|---|------------------------------------|
| Season | 5 | 2016 |
| Game | 1 | 28 times, last 12/2/18 vs. Buffalo |

SCORE BY QUARTERS, DOLPHINS

| | | |
|--------------|----|--------------------------|
| 1st – | 21 | 12/20/70 vs. Buffalo |
| | 21 | 10/2/77 vs. Houston |
| | 21 | 12/5/04 vs. Buffalo |
| | 21 | 10/25/15 vs. Houston |
| 2nd – | 28 | 12/17/67 vs. Boston |
| | 24 | 10/23/77 vs. Seattle |
| | 24 | 10/29/78 vs. Baltimore |
| | 24 | 11/20/83 vs. Baltimore |
| | 24 | 10/9/88 at L.A. Raiders |
| | 24 | 12/1/91 vs. Tampa Bay |
| 3rd – | 21 | 11/3/74 vs. Atlanta |
| | 21 | 9/12/82 at N.Y. Jets |
| | 21 | 9/2/84 at Washington |
| | 21 | 10/11/87 vs. Kansas City |
| | 21 | 11/12/89 at N.Y. Jets |
| | 21 | 10/18/92 vs. New England |
| | 21 | 12/12/94 vs. Kansas City |
| | 21 | 9/3/95 vs. N.Y. Jets |
| | 21 | 10/29/00 vs. Green Bay |
| | 21 | 11/1/09 at N.Y. Jets |
| | 21 | 12/4/11 vs. Oakland |
| | 21 | 12/17/16 at N.Y. Jets |
| 4th – | 25 | 10/10/99 at Indianapolis |
| | 24 | 11/25/01 at Buffalo |
| | 23 | 12/21/14 vs. Minnesota |

SCORE BY QUARTERS, OPPONENT

| | | |
|--------------|-----|--------------------------|
| 1st – | 24 | 9/28/68 vs. Kansas City |
| | *24 | 1/2/82 vs. San Diego |
| | *24 | 1/15/00 at Jacksonville |
| | 24 | 12/9/07 at Buffalo |
| 2nd – | 31 | 12/14/97 at Indianapolis |
| | 28 | 9/21/86 at N.Y. Jets |
| | 28 | 10/21/07 vs. New England |
| 3rd – | 24 | 12/14/14 at New England |
| | 21 | 12/19/93 vs. Buffalo |
| | 21 | 12/4/94 vs. Buffalo |
| | 21 | 10/5/10 vs. New England |
| | 21 | 11/13/17 at Carolina |
| | 21 | 10/14/18 vs. Chicago |
| 4th – | 30 | 10/23/00 at N.Y. Jets |
| | 28 | 10/2/66 at San Diego |
| | 28 | 12/15/91 at San Diego |

SCORE BY QUARTERS, BOTH TEAMS

| | | |
|--------------|----|---------------------------|
| 1st – | 35 | 12/5/04 vs. Buffalo |
| | | Miami 21, Buffalo 14 |
| | 27 | 9/28/68 vs. Kansas City |
| | | Kansas City 24, Miami 3 |
| 2nd – | 42 | 9/21/86 at N.Y. Jets |
| | | N.Y. Jets 28, Miami 14 |
| | 35 | 9/3/95 vs. N.Y. Jets |
| | | Miami 21, N.Y. Jets 14 |
| | 35 | 10/21/07 vs. New England |
| | | New England 28, Miami 7 |
| 3rd – | 37 | 11/1/09 at N.Y. Jets |
| | | Miami 21, N.Y. Jets 16 |
| | 29 | 9/4/94 vs. New England |
| | | Miami 15, New England 14 |
| | 28 | 12/10/67 vs. San Diego |
| | | Miami 14, San Diego 14 |
| | 28 | 12/19/93 vs. Buffalo |
| | | Buffalo 21, Miami 7 |
| | 28 | 11/27/94 at N.Y. Jets |
| | | Miami 14, N.Y. Jets 14 |
| | 28 | 12/18/13 at Pittsburgh |
| | | Miami 14, Pittsburgh 14 |
| | 28 | 12/24/16 at Buffalo |
| | | Miami 14, Buffalo 14 |
| | 28 | 11/13/17 at Carolina |
| | | Miami 7, Carolina 21 |
| 4th – | 41 | 12/21/14 vs. Minnesota |
| | | Miami 23, Minnesota 18 |
| | 39 | 10/10/99 at Indianapolis |
| | | Miami 25, Indianapolis 14 |
| | 37 | 10/23/00 at N.Y. Jets |
| | | N.Y. Jets 30, Miami 7 |

MOST CONSECUTIVE QUARTERS HELD SCORELESS BY DOLPHINS

13 1973, 3rd Q in 8th through 3rd Q in 11th

MOST CONSECUTIVE QUARTERS HELD SCORELESS BY OPPONENT

11 1970, 1st Q in 6th through 3rd Q in 8th



TEAM RECORDS

SCORE BY HALVES, DOLPHINS

| | | |
|--------------|----|--------------------------|
| 1st – | 41 | 10/25/15 vs. Houston |
| | 35 | 12/17/67 vs. Boston |
| | 31 | 12/20/70 vs. Buffalo |
| | 31 | 12/2/85 vs. Chicago |
| | 31 | 12/7/86 at New Orleans |
| 2nd – | 31 | 9/22/85 vs. Kansas City |
| | 31 | 12/12/94 vs. Kansas City |
| | 31 | 9/3/95 vs. N.Y. Jets |

SCORE BY HALVES, OPPONENT

| | | |
|--------------|----|--------------------------|
| 1st – | 48 | 9/18/66 at Buffalo |
| 2nd – | 38 | 10/2/66 at San Diego |
| | 36 | 10/25/09 vs. New Orleans |

SCORE BY HALVES, BOTH TEAMS

| | | |
|--------------|----|--------------------------|
| 1st – | 58 | 9/18/66 at Buffalo |
| | | Buffalo 48, Miami 10 |
| | 52 | 9/21/86 at N.Y. Jets |
| | | N.Y. Jets 31, Miami 21 |
| | 52 | 12/21/08 at Kansas City |
| | | Kansas City 28, Miami 24 |
| 2nd – | 52 | 10/9/83 vs. Buffalo |
| | | Miami 28, Buffalo 24 |

TIME OF POSSESSION (SINCE 1977)

HIGHEST TIME OF POSSESSION

| | | |
|---------------|-------|--------------------------|
| Season | 32:38 | 1979 |
| Game | 45:07 | 9/21/09 vs. Indianapolis |
| | 43:39 | 12/7/87 vs. N.Y. Jets |
| | 41:55 | 12/16/96 vs. Buffalo |

LOWEST TIME OF POSSESSION

| | | |
|---------------|-------|---------------------|
| Season | 27:02 | 1988 |
| Game | 14:28 | 9/4/88 at Chicago |
| | 16:32 | 10/1/89 at Houston |
| | 18:02 | 10/27/96 vs. Dallas |

HIGHEST TIME OF POSSESSION ALLOWED

| | | |
|---------------|-------|----------------------------|
| Season | 32:58 | 1988 |
| Game | 46:29 | 10/4/81 vs. N.Y. Jets (OT) |
| | 45:32 | 9/4/88 at Chicago |
| | 44:53 | 10/27/97 vs. Chicago (OT) |

LOWEST TIME OF POSSESSION ALLOWED

| | | |
|---------------|-------|--------------------------|
| Season | 27:22 | 1979 |
| Game | 14:53 | 9/21/09 vs. Indianapolis |
| | 16:21 | 12/7/87 vs. N.Y. Jets |
| | 18:05 | 12/16/96 vs. Buffalo |

SCORING DRIVES

LONGEST SCORING DRIVES

BY PLAYS

| | |
|----|--|
| 21 | 1/1/12 vs. N.Y. Jets (TD, 94 yards, 12:29) |
| 18 | 11/11/07 vs. Buffalo (TD, 80 yards, 9:45) |
| 18 | 9/14/08 at Arizona (TD, 89 yards, 7:04) |
| 18 | 12/27/09 vs. Houston (FG, 61 yards, 4:18) |
| 17 | six times (last: 12/17/17 at Buffalo [FG, 78 yards, 3:54]) |

BY YARDS

| | |
|----|---|
| 99 | 9/10/78 at Baltimore (TD, 7 plays, 3:53) |
| 99 | 9/24/89 vs. N.Y. Jets (TD, 7 plays, 1:27) |
| 98 | 9/9/18 vs. Tennessee (TD, 12 plays, 5:21) |

| | |
|----|---|
| 97 | 12/15/02 vs. Oakland (TD, 13 plays, 7:53) |
| 97 | 12/28/14 vs. N.Y. Jets (TD, 1 play, 0:14) |
| 97 | 10/18/15 at Tennessee (TD, 9 plays, 5:30) |

BY TIME OF POSSESSION

| | |
|-------|--|
| 12:29 | 1/1/12 vs. N.Y. Jets (TD, 21 plays, 94) |
| 10:30 | 10/16/94 vs. L.A. Raiders (FG, 10 plays, 65 yards) |
| 10:16 | 12/10/01 vs. Indianapolis (TD, 15 plays, 78 yards) |
| 10:09 | 11/9/09 at New England (TD, 16 plays, 66 yards) |
| 10:01 | 10/27/74 vs. Baltimore (FG, 16 plays, 73 yards) |

LONGEST SCORING DRIVES, OPPONENTS

BY PLAYS

| | |
|----|---|
| 20 | 11/24/97 at Chicago (FG, 77 yards, 11:07) |
| 19 | Seven times, last: 12/22/13 at Buffalo (FG, 92 yards, 9:16) |

BY YARDS

| | |
|----|---|
| 99 | 12/11/76 vs. Minnesota (TD, 16 plays, 9:07) |
| 99 | 10/27/80 at N.Y. Jets (TD, 17 plays, 9:22) |
| 99 | 9/30/01 at St. Louis (TD, 11 plays, 5:36) |
| 99 | 9/12/11 vs. New England (TD, 1 play, 0:13) |
| 99 | 12/11/16 vs. Arizona (TD, 12 plays, 6:43) |

BY TIME OF POSSESSION

| | |
|-------|--|
| 12:45 | 12/14/75 at Baltimore (FG, 17 plays, 82 yards) |
| 11:07 | 11/24/91 at Chicago (FG, 20 plays, 77 yards) |
| 11:05 | 12/16/01 at San Francisco (TD, 17 plays, 98 yards) |

FIRST DOWNS

MOST FIRST DOWNS

| | | |
|---------------|-----|------------------------|
| Season | 387 | 1984 |
| Game | 36 | 12/21/14 vs. Minnesota |
| | 34 | 11/24/77 at St. Louis |
| | 34 | 12/12/88 vs. Cleveland |

FEWEST FIRST DOWNS

| | | |
|---------------|-----|-----------------------|
| Season | 200 | 1966 |
| Game | 6 | 11/14/99 at Buffalo |
| | 6 | 12/12/10 at N.Y. Jets |
| | 6 | 12/22/13 at Buffalo |

MOST FIRST DOWNS ALLOWED

| | | |
|---------------|-----|-----------------------|
| Season | 359 | 1988 |
| Game | 39 | 11/27/88 at N.Y. Jets |
| | *34 | 1/2/82 vs. San Diego |
| | 34 | 11/18/84 at San Diego |

FEWEST FIRST DOWNS ALLOWED

| | | |
|---------------|-----|--------------------------|
| Season | 147 | 1982 (9 games) |
| | 186 | 1972 |
| Game | 4 | 11/11/73 vs. Baltimore |
| | 5 | 9/2/79 at Buffalo |
| | 7 | 9/24/72 vs. Houston |
| | 7 | 10/28/90 at Indianapolis |

MOST FIRST DOWNS, BOTH TEAMS

| | | |
|---------------|-----|-----------------------|
| Season | 701 | 1984 |
| Game | *59 | 1/2/82 vs. San Diego |
| | 59 | 10/9/83 vs. Buffalo |
| | 59 | 11/27/88 at N.Y. Jets |



TEAM RECORDS

FEWEST FIRST DOWNS, BOTH TEAMS

| | | |
|---------------|-----|--|
| Season | 312 | 1982 (9 games) |
| Game | 15 | 11/9/69 at Boston |
| | 20 | 12/12/10 at N.Y. Jets |
| | 21 | Three times, last 11/11/73 vs. Baltimore |

MOST FIRST DOWNS

BY RUSHING

| | | |
|---------------|-----|-----------------------|
| Season | 170 | 1972 |
| Game | 19 | 10/29/72 at Baltimore |
| | 19 | 11/24/77 at St. Louis |

BY PASSING

| | | |
|---------------|-----|--------------------------|
| Season | 250 | 1986 |
| Game | 26 | 12/12/88 vs. Cleveland |
| | 24 | 9/15/85 vs. Indianapolis |
| | 24 | 9/21/86 at N.Y. Jets |
| | 24 | 11/16/86 at Buffalo |
| | 24 | 9/24/89 vs. N.Y. Jets |

BY PENALTY

| | | |
|---------------|----|------------------------|
| Season | 37 | 2012 |
| Game | 7 | 11/8/15 at Buffalo |
| | 6 | 12/4/66 at Denver |
| | 6 | 11/26/67 vs. Buffalo |
| | 6 | 9/8/96 at Arizona |
| | 6 | 12/21/14 vs. Minnesota |
| | 6 | 10/22/17 vs. N.Y. Jets |

FEWEST FIRST DOWNS

BY RUSHING

| | | |
|---------------|----|-------------------------|
| Season | 61 | 2013 |
| Game | 0 | 10/15/67 at Boston |
| | *0 | 1/15/00 at Jacksonville |
| | *0 | 1/6/01 at Oakland |
| | 0 | 9/19/04 at Cincinnati |
| | 0 | 10/6/13 vs. Baltimore |
| | 0 | 9/20/15 at Jacksonville |
| | 0 | 11/24/15 at N.Y. Jets |
| | 0 | 9/24/17 at N.Y. Jets |

BY PASSING

| | | |
|---------------|----|-------------------|
| Season | 91 | 1973 |
| Game | 1 | 9/4/83 at Buffalo |

BY PENALTY

| | | |
|---------------|----|------|
| Season | 12 | 2013 |
| | 13 | 1973 |
| | 13 | 2008 |

MOST FIRST DOWNS ALLOWED

BY RUSHING

| | | |
|---------------|------|------------------------|
| Season | 155 | 1988 |
| Game | **24 | 1/30/83 vs. Washington |
| | *18 | 12/30/95 at Buffalo |
| | 17 | Three times, last 1988 |

BY PASSING

| | | |
|---------------|-----|-------------------------|
| Season | 215 | 2012 |
| Game | 23 | 11/27/88 at N.Y. Jets |
| | 22 | 11/4/12 at Indianapolis |

BY PENALTY

| | | |
|---------------|----|----------------------------|
| Season | 42 | 2005 |
| Game | 7 | 10/9/83 vs. Buffalo |
| | 7 | 10/23/00 at N.Y. Jets (OT) |
| | 7 | 11/13/16 at San Diego |

FEWEST FIRST DOWNS ALLOWED

BY RUSHING

| | | |
|---------------|----|------------------------|
| Season | 66 | 1969 |
| Game | 0 | 12/20/70 vs. Buffalo |
| | 0 | 10/13/74 at Washington |
| | *0 | 1/9/00 at Seattle |
| | 0 | 9/14/03 at N.Y. Jets |
| | 0 | 11/23/06 at Detroit |
| | 0 | 11/2/08 at Denver |
| | 0 | 10/4/09 vs. Buffalo |
| | 0 | 9/30/12 at Arizona |

BY PASSING

| | | |
|---------------|----|-------------------------|
| Season | 78 | 1973 |
| Game | 0 | 12/8/68 vs. Boston |
| | 1 | 11/5/79 vs. Houston |
| | 1 | 12/12/82 at New England |

BY PENALTY

| | | |
|---------------|---|------------|
| Season | 8 | 1973, 1974 |
|---------------|---|------------|

TOTAL NET YARDS

MOST NET YARDS

| | | |
|---------------|-------|-------------------------|
| Season | 6,936 | 1984 |
| Game | 584 | 10/23/88 vs. N.Y. Jets |
| | *569 | 1/6/85 vs. Pittsburgh |
| | 552 | 9/30/84 at St. Louis |
| | 552 | 10/21/84 at New England |

FEWEST NET YARDS

| | | |
|---------------|-------|-------------------------|
| Season | 2,658 | 1982 (9 games) |
| | 3,458 | 1966 |
| Game | 88 | 10/12/80 at New England |
| | 101 | 11/14/99 at Buffalo |
| | 103 | 12/22/13 at Buffalo |

MOST NET YARDS ALLOWED

| | | |
|---------------|-------|-------------------------|
| Season | 6,122 | 2016 |
| Game | 622 | 9/12/11 vs. New England |
| | 597 | 11/27/88 at N.Y. Jets |
| | 593 | 10/3/76 vs. Los Angeles |

FEWEST NET YARDS ALLOWED

| | | |
|---------------|-------|--------------------------|
| Season | 2,312 | 1982 (9 games) |
| | 3,281 | 1973 |
| Game | 76 | 10/21/73 vs. Buffalo |
| | 117 | 10/17/71 vs. New England |
| | 118 | 10/16/66 vs. Denver |
| | 118 | 9/21/03 vs. Buffalo |

MOST NET YARDS GAINED, BOTH TEAMS

| | | |
|---------------|--------|-------------------------|
| Season | 12,374 | 1986 |
| Game | 1,110 | 9/12/11 vs. New England |
| | 1,066 | 9/21/86 at N.Y. Jets |



TEAM RECORDS

FEWEST NET YARDS GAINED, BOTH TEAMS

| | | |
|---------------|-------|---------------------|
| Season | 4,970 | 1982 (9 games) |
| | 6,076 | 1973 |
| Game | 335 | 10/16/66 vs. Denver |

RUSHING

MOST RUSHING YARDS

| | | |
|---------------|-------|-------------------------|
| Season | 2,960 | 1972 |
| Game | 315 | 11/11/73 vs. Baltimore |
| | 304 | 12/3/72 at New England |
| | 302 | 10/24/71 at N.Y. Jets |
| | 302 | 11/7/71 vs. Buffalo |
| | 301 | 9/30/73 vs. New England |

FEWEST RUSHING YARDS

| | | |
|---------------|-------|---------------------------|
| Season | 1,205 | 1988 |
| Game | 2 | 11/11/13 at Tampa Bay |
| | 7 | 11/19/06 vs. Minnesota |
| | 12 | 11/29/15 at N.Y. Jets |
| | 14 | 11/19/90 vs. L.A. Raiders |
| | *14 | 1/9/99 at Denver |
| | 14 | 12/23/13 at Buffalo |

MOST RUSHING YARDS ALLOWED

| | | |
|---------------|-------|------------------------|
| Season | 2,506 | 1988 |
| Game | *341 | 12/30/95 at Buffalo |
| | 305 | 12/18/88 at Pittsburgh |
| | 299 | 9/30/07 vs. Oakland |

FEWEST RUSHING YARDS ALLOWED

| | | |
|---------------|-------|---------------------|
| Season | 1,285 | 1982 (9 games) |
| | 1,430 | 1994 |
| Game | 14 | 11/2/08 at Denver |
| | 16 | 9/2/66 vs. Oakland |
| | 16 | 11/28/10 at Oakland |

MOST RUSHING YARDS, BOTH TEAMS

| | | |
|---------------|-------|---------------------|
| Season | 4,627 | 1978 |
| Game | 533 | 12/24/16 at Buffalo |
| | 508 | 11/7/71 vs. Buffalo |
| | 487 | 12/5/76 vs. Buffalo |

FEWEST RUSHING YARDS, BOTH TEAMS

| | | |
|---------------|-------|-------------------------|
| Season | 2,629 | 1982 (9 games) |
| Game | 67 | 9/8/13 at Cleveland |
| | 74 | 11/23/98 at New England |
| | 79 | 12/19/99 vs. San Diego |

MOST RUSHING ATTEMPTS

| | | |
|---------------|-----|-----------------------|
| Season | 613 | 1972 |
| Game | 58 | 10/5/75 at Green Bay |
| | 56 | 9/12/82 at N.Y. Jets |
| | 55 | 11/24/77 at St. Louis |

FEWEST RUSHING ATTEMPTS

| | | |
|---------------|-----|---------------------------|
| Season | 326 | 1967 |
| Game | *8 | 1/8/95 at San Diego |
| | **9 | 1/20/85 vs. San Francisco |
| | 9 | 9/7/86 at San Diego |
| | 9 | 11/29/15 at N.Y. Jets |
| | 10 | 9/4/88 at Chicago |
| | 10 | 12/2/90 at Washington |

MOST RUSHING ATTEMPTS, OPPONENT

| | | |
|---------------|------|-------------------------|
| Season | 557 | 1988 |
| Game | *59 | 1/12/86 vs. New England |
| | 54 | 9/4/88 at Chicago |
| | **52 | 1/30/83 vs. Washington |
| | *52 | 12/30/95 at Buffalo |

FEWEST RUSHING ATTEMPTS, OPPONENT

| | | |
|---------------|-----|--------------------------|
| Season | 293 | 1982 (9 games) |
| | 387 | 1970 |
| Game | 7 | 9/4/94 at Green Bay |
| | 10 | 11/23/06 at Detroit |
| | 10 | 12/11/17 vs. New England |
| | 11 | 9/14/03 at N.Y. Jets |
| | 11 | 9/21/09 vs. Indianapolis |

HIGHEST RUSHING AVERAGE

| | | |
|---------------|------|------|
| Season | 5.00 | 1971 |
| | 4.97 | 1973 |

LOWEST RUSHING AVERAGE

| | | |
|---------------|------|------|
| Season | 3.12 | 1997 |
| | 3.27 | 1999 |

HIGHEST RUSHING AVERAGE, OPPONENT

| | | |
|---------------|------|------|
| Season | 4.88 | 1968 |
| | 4.84 | 2016 |

LOWEST RUSHING AVERAGE, OPPONENT

| | | |
|---------------|------|------|
| Season | 3.29 | 2003 |
| | 3.51 | 2006 |

PASSING

MOST NET YARDS PASSING

| | | |
|---------------|-------|------------------------|
| Season | 5,018 | 1984 |
| Game | 521 | 10/23/88 vs. N.Y. Jets |
| | 456 | 9/4/94 vs. New England |
| | 446 | 9/24/89 vs. N.Y. Jets |

FEWEST NET YARDS PASSING

| | | |
|---------------|-------|----------------------|
| Season | 1,314 | 1982 (9 games) |
| | 1,582 | 1973 |
| Game | 22 | 11/23/69 vs. Houston |
| | *26 | 12/30/73 vs. Oakland |
| | 26 | 9/4/83 at Buffalo |

MOST NET YARDS PASSING ALLOWED

| | | |
|---------------|-------|-------------------------|
| Season | 4,000 | 2015 |
| Game | 516 | 9/12/11 vs. New England |
| | 449 | 9/21/86 at N.Y. Jets |
| | 427 | 10/1/67 at N.Y. Jets |

FEWEST NET YARDS PASSING ALLOWED

| | | |
|---------------|-------|-------------------------|
| Season | 1,027 | 1982 (9 games) |
| | 1,290 | 1973 |
| Game | 1 | 10/21/73 vs. Buffalo |
| | 11 | 11/5/79 vs. Houston |
| | 13 | 12/12/82 at New England |

MOST NET YARDS PASSING, BOTH TEAMS

| | | |
|---------------|-------|----------------------|
| Season | 8,336 | 1986 |
| Game | 884 | 9/21/86 at N.Y. Jets |



TEAM RECORDS

FEWEST NET YARDS PASSING, BOTH TEAMS

| | | |
|---------------|-------|-------------------------|
| Season | 2,341 | 1982 (9 games) |
| | 2,872 | 1973 |
| Game | 72 | 12/12/82 at New England |

MOST GROSS YARDS PASSING

| | | |
|---------------|-------|--------------------------|
| Season | 5,146 | 1984 |
| Game | 521 | 10/23/88 vs. N.Y. Jets |
| | 473 | 9/4/94 vs. New England |
| | 470 | 12/2/84 vs. L.A. Raiders |

FEWEST GROSS YARDS PASSING

| | | |
|---------------|-------|----------------------|
| Season | 1,401 | 1982 (9 games) |
| | 1,675 | 1973 |
| Game | *34 | 12/30/73 vs. Oakland |
| | 46 | 9/4/83 at Buffalo |
| | 46 | 12/21/03 at Buffalo |

MOST GROSS YARDS PASSING ALLOWED

| | | |
|---------------|-------|-------------------------|
| Season | 4,223 | 2011 |
| Game | 517 | 9/12/11 vs. New England |
| | 479 | 9/21/86 at N.Y. Jets |
| | 440 | 10/1/67 at N.Y. Jets |

FEWEST GROSS YARDS PASSING ALLOWED

| | | |
|---------------|-------|-------------------------|
| Season | 1,281 | 1982 (9 games) |
| | 1,604 | 1973 |
| Game | 13 | 12/12/82 at New England |
| | 25 | 11/5/79 vs. Houston |
| | 35 | 12/9/73 at Baltimore |

MOST PASS ATTEMPTS

| | | |
|---------------|-----|------------------------|
| Season | 645 | 1986 |
| Game | *66 | 12/30/95 at Buffalo |
| | 65 | 12/4/05 vs. Buffalo |
| | 62 | 10/22/06 vs. Green Bay |

FEWEST PASS ATTEMPTS

| | | |
|---------------|-----|-----------------------|
| Season | 238 | 1982 (9 games) |
| | 256 | 1973 |
| Game | *6 | 12/30/73 vs. Oakland |
| | **7 | 1/13/74 vs. Minnesota |
| | *8 | 1/2/72 vs. Baltimore |

MOST PASS ATTEMPTS, OPPONENT

| | | |
|---------------|-----|----------------------------|
| Season | 600 | 2012 |
| Game | 59 | 10/23/00 at N.Y. Jets (OT) |
| | 58 | 10/4/92 at Buffalo |
| | 56 | 11/18/84 at San Diego |
| | 56 | 9/7/14 vs. New England |

FEWEST PASS ATTEMPTS, OPPONENT

| | | |
|---------------|-----|-------------------------|
| Season | 226 | 1982 (9 games) |
| | 320 | 1973 |
| Game | 5 | 12/12/82 at New England |
| | 8 | 11/14/76 at Pittsburgh |
| | 8 | 12/9/73 at Baltimore |

MOST PASS COMPLETIONS

| | | |
|---------------|-----|--|
| Season | 394 | 2014 |
| Game | 39 | 11/16/86 at Buffalo |
| | 38 | 11/23/97 at New England |
| | 35 | six times (last: 12/21/14 vs. Minnesota) |

FEWEST PASS COMPLETIONS

| | | |
|---------------|-----|-----------------------|
| Season | 129 | 1982 (9 games) |
| | 133 | 1973 |
| Game | 3 | 10/15/73 at Cleveland |
| | *3 | 12/30/73 vs. Oakland |

MOST PASS COMPLETIONS, OPPONENT

| | | |
|---------------|-----|-----------------------|
| Season | 368 | 2016 |
| Game | 38 | 10/9/83 vs. Buffalo |
| | 37 | 11/18/84 at San Diego |
| | 37 | 12/4/16 at Baltimore |

FEWEST PASS COMPLETIONS, OPPONENT

| | | |
|---------------|-----|-------------------------|
| Season | 119 | 1982 (9 games) |
| | 151 | 1973 |
| Game | 2 | 11/9/69 at Boston |
| | 2 | 12/12/82 at New England |
| | 4 | 11/14/76 at Pittsburgh |

INTERCEPTIONS

MOST INTERCEPTIONS

| | | |
|---------------|----|------------------------|
| Season | 32 | 1978, 458 yards |
| Game | 6 | 12/3/73 vs. Pittsburgh |
| | 6 | 10/19/75 at N.Y. Jets |
| | 6 | 9/10/78 at Baltimore |
| | 6 | 11/21/82 at Buffalo |
| | 6 | 10/16/83 at N.Y. Jets |
| | 6 | 12/6/98 at Oakland |

FEWEST INTERCEPTIONS

| | | |
|---------------|----|-----------------|
| Season | 8 | 2006, 116 yards |
| | 9 | 2017, 99 yards |
| | 10 | 1997, 92 yards |
| | 10 | 2012, 99 yards |

MOST INTERCEPTIONS, OPPONENT

| | | |
|---------------|----|-------------------------|
| Season | 32 | 1966, 370 yards |
| Game | 6 | 11/13/66 at Kansas City |

FEWEST INTERCEPTIONS, OPPONENT

| | | |
|---------------|---|-----------------|
| Season | 7 | 2008, 130 yards |
|---------------|---|-----------------|

MOST INTERCEPTION RETURN YARDS

| | | |
|---------------|-----|--------------------|
| Season | 522 | 1966 |
| Game | 218 | 10/4/92 at Buffalo |

FEWEST INTERCEPTION RETURN YARDS

| | | |
|---------------|----|------------|
| Season | 66 | 2010 |
| | 92 | 1997, 2004 |

MOST INTERCEPTION RETURN YARDS, OPPONENT

| | | |
|---------------|-----|--------------------------|
| Season | 596 | 1969 |
| Game | 160 | 11/23/97 at New England |
| | 151 | 12/2/84 vs. L.A. Raiders |
| | 151 | 11/18/01 vs. N.Y. Jets |

FEWEST INTERCEPTION RETURN YARDS, OPPONENT

| | | |
|---------------|-----|-----------------|
| Season | 100 | 1985 (16 games) |
| | 96 | 1982 (9 games) |



TEAM RECORDS

PENALTIES

MOST PENALTIES

| | | |
|---------------|-----|------------------------|
| Season | 137 | 2017, 1,154 yards |
| | 134 | 2015, 1,090 yards |
| Game | 18 | 10/9/05 at Buffalo |
| | 17 | 11/19/17 vs. Tampa Bay |

MOST YARDS PENALIZED

| | | |
|---------------|-------|--------------------------|
| Season | 1,154 | 2017, on 137 |
| | 1,141 | 2016, on 125 |
| Game | 149 | 10/12/03 at Jacksonville |
| | 145 | 12/31/17 vs. Buffalo |
| | 143 | 10/1/95 at Cincinnati |

FEWEST PENALTIES

| | | |
|---------------|----|----------------------------|
| Season | 34 | 1982, 240 yards (9 games) |
| | 48 | 1968, 485 yards (14 games) |
| Game | 0 | 12/23/67 vs. Houston |
| | 0 | 12/8/68 vs. Boston |
| | 0 | 9/29/91 at N.Y. Jets |
| | *0 | 1/10/93 vs. San Diego |
| | 0 | 12/21/98 vs. Denver |
| | 0 | 9/15/13 at Indianapolis |

FEWEST YARDS PENALIZED

| | | |
|---------------|-----|-------------------------|
| Season | 240 | 1982, on 34 (9 games) |
| | 416 | 1973, on 52 |
| Game | 0 | 12/23/67 vs. Houston |
| | 0 | 12/8/68 vs. Boston |
| | 0 | 9/29/91 at N.Y. Jets |
| | *0 | 1/10/93 vs. San Diego |
| | 0 | 12/21/98 vs. Denver |
| | 0 | 9/15/13 at Indianapolis |

MOST PENALTIES, OPPONENT

| | | |
|---------------|-----|-----------------------|
| Season | 122 | 2017, 1,077 yards |
| | 121 | 2012, 1,045 yards |
| | 121 | 2015, 1,005 yards |
| Game | 19 | 12/22/85 vs. Buffalo |
| | 17 | 10/18/87 at N.Y. Jets |
| | 15 | 10/9/83 vs. Buffalo |

MOST YARDS PENALIZED, OPPONENT

| | | |
|---------------|-------|-----------------------------------|
| Season | 1,077 | 2017, on 122 |
| | 1,045 | 2012, on 121 |
| Game | 163 | 10/4/15 vs. N.Y. Jets (at London) |
| | 156 | 9/20/69 at Oakland |
| | 144 | 11/5/67 at Buffalo |

FEWEST PENALTIES, OPPONENT

| | | |
|---------------|----|---|
| Season | 57 | 1982, 461 yards (9 games) |
| | 59 | 1967, 691 yards |
| Game | 1 | 18 times, last 12/15/13 vs. New England |

FEWEST YARDS PENALIZED, OPPONENT

| | | |
|---------------|-----|---------------------------------------|
| Season | 461 | 1982, on 57 (9 games) |
| | 525 | 1974, on 67 |
| Game | 2 | 12/15/13 vs. New England |
| | 5 | Seven times, last 10/12/08 at Houston |

MOST PENALTIES, BOTH TEAMS

| | | |
|---------------|-----|------------------------|
| Season | 259 | 2017, 2,231 yards |
| Game | 26 | 12/22/85 vs. Buffalo |
| | 26 | 11/19/17 vs. Tampa Bay |
| | 25 | 10/9/05 at Buffalo |

MOST YARDS PENALIZED, BOTH TEAMS

| | | |
|---------------|-------|-----------------------------------|
| Season | 2,231 | 2017, on 259 |
| | 2,095 | 2015, on 255 |
| Game | 243 | 10/4/15 vs. N.Y. Jets (at London) |
| | 230 | 10/3/70 vs. Oakland |
| | 227 | 11/30/69 vs. Boston (at Tampa) |

FEWEST PENALTIES, BOTH TEAMS

| | | |
|---------------|-----|-------------------------|
| Season | 112 | 1967, 1,181 yards |
| Game | 2 | 12/23/67 vs. Houston |
| | 2 | 11/11/73 vs. Baltimore |
| | 2 | 12/12/82 at New England |

FEWEST YARDS PENALIZED, BOTH TEAMS

| | | |
|---------------|-------|-------------------------|
| Season | 1,032 | 1973, on 113 |
| Game | 10 | 11/11/73 vs. Baltimore |
| | 10 | 12/12/82 at New England |
| | 13 | 9/15/13 at Indianapolis |

PUNTING

MOST PUNTS

| | | |
|---------------|----|------------------------|
| Season | 99 | 2004 |
| Game | 11 | 12/7/03 at New England |

MOST PUNT YARDS

| | | |
|---------------|-------|-----------------------|
| Season | 4,380 | 2015, 47.6 average |
| Game | 564 | 12/12/10 at N.Y. Jets |
| | 501 | 12/22/13 at Buffalo |

FEWEST PUNTS

| | | |
|---------------|----|------------------------|
| Season | 35 | 1982 (9 games) |
| | 44 | 1972 |
| Game | 0 | 9/23/79 vs. Chicago |
| | 0 | 10/12/86 vs. Buffalo |
| | 0 | 12/12/88 vs. Cleveland |
| | 0 | 12/28/03 vs. N.Y. Jets |

MOST PUNTS, OPPONENT

| | | |
|---------------|-----|------------------------|
| Season | 102 | 2004 |
| Game | 11 | 11/11/73 vs. Baltimore |
| | 11 | 12/7/03 at New England |

MOST PUNT YARDS, OPPONENT

| | | |
|---------------|-------|------------------------|
| Season | 4,313 | 2011, 45.4 average |
| Game | 475 | 9/20/98 vs. Pittsburgh |

FEWEST PUNTS, OPPONENT

| | | |
|---------------|----|-------------------------------------|
| Season | 40 | 1982 (9 games) |
| | 52 | 1967 |
| Game | 0 | 12/17/67 vs. Boston |
| | 0 | 9/21/97 at Tampa Bay |
| | 0 | 11/7/10 at Baltimore |
| | 1 | 18 times, last 10/21/18 vs. Detroit |

MOST PUNTS, BOTH TEAMS

| | | |
|---------------|-----|------------------------|
| Season | 201 | 2004 |
| Game | 22 | 12/7/03 at New England |



TEAM RECORDS

FEWEST PUNTS, BOTH TEAMS

| | | |
|---------------|----|------------------------|
| Season | 75 | 1982 |
| Game | 1 | 10/12/86 vs. Buffalo |
| | 2 | 9/23/79 vs. Chicago |
| | 2 | 12/12/88 vs. Cleveland |

HIGHEST PUNTING AVERAGE

| | | |
|---------------|------|-----------------------|
| Season | 49.7 | 2012 |
| x-Game | 58.8 | 9/23/12 vs. N.Y. Jets |

HIGHEST PUNTING AVERAGE, OPPONENT

| | | |
|---------------|------|-----------------------|
| Season | 46.7 | 2008, 61 punts |
| x-Game | 56.7 | 11/24/13 vs. Carolina |

x - minimum 4 punts

PUNT RETURNS

MOST PUNT RETURNS

| | | |
|---------------|----|-------------------------|
| Season | 55 | 1983, 581 yards |
| Game | 7 | 10/19/69 at Kansas City |
| | 7 | 9/19/04 at Cincinnati |
| | 7 | 11/24/13 vs. Carolina |

MOST PUNT RETURN YARDS

| | | |
|---------------|-----|-------------------------|
| Season | 581 | 1983, 55 returns |
| Game | 123 | 10/19/69 at Kansas City |
| | 123 | 12/13/93 vs. Pittsburgh |

MOST PUNT RETURNS, OPPONENT

| | | |
|---------------|----|------------------------|
| Season | 50 | 2015, 526 yards |
| Game | 9 | 12/12/10 at N.Y. Jets |
| | 8 | 9/9/66 vs. N.Y. Jets |
| | 8 | 12/24/05 vs. Tennessee |

MOST PUNT RETURN YARDS, OPPONENT

| | | |
|---------------|-----|-------------------------|
| Season | 526 | 2015, 50 returns |
| Game | 115 | 10/12/80 at New England |
| | 113 | 11/16/08 vs. Oakland |

KICKOFF RETURNS

MOST KICKOFF RETURNS

| | | |
|---------------|----|-------------------------|
| Season | 78 | 2007, 1,552 yards |
| Game | 9 | 9/18/66 at Buffalo |
| | 9 | 9/7/86 at San Diego |
| | *9 | 1/12/91 at Buffalo |
| | *9 | 1/15/00 at Jacksonville |
| | 9 | 12/2/07 vs. N.Y. Jets |

MOST KICKOFF RETURN YARDS

| | | |
|---------------|-------|------------------------|
| Season | 1,739 | 2009, 75 returns |
| Game | 299 | 11/1/09 at N.Y. Jets |
| | 245 | 12/5/71 at New England |

MOST KICKOFF RETURNS, OPPONENT

| | | |
|---------------|----|-----------------------|
| Season | 85 | 1995, 1,782 yards |
| Game | 9 | 11/24/77 at St. Louis |
| | 9 | 9/3/95 vs. N.Y. Jets |

MOST KICKOFF RETURN YARDS, OPPONENT

| | | |
|---------------|-------|--------------------------|
| Season | 1,782 | 1995, 85 returns |
| Game | 251 | 12/12/94 vs. Kansas City |
| | 248 | 9/21/08 at New England |

SACKS

MOST SACKS

| | | |
|---------------|----------|---------------------------|
| Season | 49.0 | 1983, 363 yards |
| | 49.0 | 2005, 375 yards |
| | 48.0 | 2000, 270 yards |
| Game | 9.0-59.0 | 10/21/73 vs. Buffalo |
| | 8.0-61.0 | 9/20/81 at Houston |
| | 8.0-57.0 | 9/13/98 vs. Buffalo |
| | 8.0-47.0 | 12/6/98 at Oakland |
| | 8.0-34.0 | 11/28/04 at San Francisco |
| | 8.0-53.0 | 11/23/06 at Detroit |
| | 8.0-55.0 | 9/30/12 at Arizona |

FEWEST SACKS

| | | |
|---------------|------|-----------------|
| Season | 16.0 | 1966, 180 yards |
|---------------|------|-----------------|

MOST SACKS, OPPONENT

| | | |
|---------------|----------|---------------------------|
| Season | 58.0 | 2013, 399 yards |
| | 53.0 | 1969, 481 yards |
| | 52.0 | 1968, 441 yards |
| | 52.0 | 2004, 326 yards |
| | 52.0 | 2011, 334 yards |
| Game | 9.0-53.0 | 10/17/99 at New England |
| | 9.0-60.0 | 12/11/11 vs. Philadelphia |

FEWEST SACKS, OPPONENT

| | | |
|---------------|-----|----------------|
| Season | 7.0 | 1988, 41 yards |
|---------------|-----|----------------|

MOST CONSECUTIVE GAMES WITH NO SACKS ALLOWED

19 5th through 16th in 1988 and 1st through 7th in 1989

MOST SACKS, BOTH TEAMS

| | | |
|---------------|-------|-----------------|
| Season | 100.0 | 2013, 671 yards |
| | 93.0 | 2011, 573 yards |

FEWEST SACKS, BOTH TEAMS

| | | |
|---------------|------|-----------------|
| Season | 31.0 | 1988, 208 yards |
|---------------|------|-----------------|

FUMBLES

MOST FUMBLES

| | | |
|---------------|----|---------------------|
| Season | 42 | 2004 |
| Game | 8 | 12/9/07 at Buffalo |
| | 7 | 10/6/96 vs. Seattle |

MOST FUMBLES LOST

| | | |
|---------------|------|--------------------------|
| Season | 20 | 1985 |
| Game | 5-5 | 9/25/83 vs. Kansas City |
| | *6-5 | 1/15/00 at Jacksonville |
| | 4-4 | 10/15/67 at Boston |
| | 5-4 | 11/15/70 vs. New Orleans |
| | 4-4 | 9/19/71 at Denver |
| | *5-4 | 1/12/86 vs. New England |
| | 4-4 | 9/7/86 at San Diego |
| | 5-4 | 10/18/90 vs. New England |
| | 4-4 | 12/27/98 at Atlanta |

FEWEST FUMBLES

| | | |
|---------------|----|------|
| Season | 12 | 2000 |
|---------------|----|------|

MOST FUMBLES, OPPONENT

| | | |
|---------------|----|------|
| Season | 38 | 1971 |
| | 38 | 1983 |



TEAM RECORDS

| | | |
|------|---|-----------------------|
| Game | 7 | 11/7/71 vs. Buffalo |
| | 7 | 9/18/77 at Buffalo |
| | 7 | 10/23/83 at Baltimore |
| | 7 | 12/4/94 vs. Buffalo |

MOST FUMBLES LOST, OPPONENT

| | | |
|--------|----|------------|
| Season | 21 | 1971, 1978 |
|--------|----|------------|

TAKEAWAY/GIVEAWAY

BEST RATIO

| | | |
|--------|-----|----------------------|
| Season | +23 | 1978, 53 TAs, 30 GAs |
| | +18 | 1972, 46 TAs, 28 GAs |
| | +17 | 1983, 44 TAs, 27 GAs |
| | +17 | 2008, 30 TAs, 13 GAs |

WORST RATIO

| | | |
|--------|-----|----------------------|
| Season | -18 | 1989, 23 TAs, 41 GAs |
| | -17 | 2004, 25 TAs, 42 GAs |
| | -14 | 2017, 15 TAs, 29 GAs |

MOST TAKEAWAYS

| | | |
|--------|----|-----------------------|
| Season | 53 | 1978, 21 FRs, 32 INTs |
| | 46 | 1966, 15 FRs, 31 INTs |
| | 46 | 1972, 20 FRs, 26 INTs |

FEWEST TAKEAWAYS

| | | |
|--------|----|----------------------|
| Season | 15 | 2017, 6 FRs, 9 INTs |
| | 16 | 2012, 6 FRs, 10 INTs |
| | 16 | 2015, 3 FRs, 13 INTs |
| | 19 | 2010, 8 FRs, 11 INTs |
| | 21 | 1991, 9 FRs, 12 INTs |
| | 21 | 2009, 6 FRs, 15 INTs |

MOST TAKEAWAYS, OPPONENT

| | | |
|--------|----|-----------------------|
| Season | 44 | 1967, 16 FRs, 28 INTs |
| | 42 | 1966, 10 FRs, 32 INTs |
| | 42 | 1969, 13 FRs, 29 INTs |
| | 42 | 1980, 16 FRs, 26 INTs |
| | 42 | 2004, 16 FRs, 26 INTs |

FEWEST TAKEAWAYS, OPPONENT

| | | |
|--------|----|-----------------------|
| Season | 13 | 2008, 6 FRs, 7 INTs |
| | 19 | 2015, 7 FRs, 12 INTs |
| | 20 | 1997, 8 FRs, 12 INTs |
| | 23 | 1971, 13 FRs, 10 INTs |
| | 23 | 1976, 8 FRs, 15 INTs |
| | 23 | 1982, 10 FRs, 13 INTs |
| | 23 | 2014, 11 FRs, 12 INTs |
| | 23 | 2016, 8 FRs, 15 INTs |

BLOCKED PUNTS

MOST BLOCKED PUNTS

| | | |
|--------|---|--|
| Season | 3 | 2014 |
| | 2 | 1972, 1973, 1974, 1978, 1991, 1996, 2011 |

ALL-TIME LEADERS

(**boldface** indicates active player)

RUSHING

| | PLAYER | YEARS | NO. | YDS. | AVG. | LG | TD |
|-----|-----------------------|------------------------|------------|--------------|------------|------------|----------|
| 1. | Larry Csonka | 1968-74, 1979 | 1,506 | 6,737 | 4.5 | 54t | 53 |
| 2. | Ricky Williams | 2002-03, 2005, 2007-10 | 1,509 | 6,436 | 4.3 | 68t | 48 |
| 3. | Ronnie Brown | 2005-10 | 1,128 | 4,815 | 4.3 | 65t | 36 |
| 4. | Mercury Morris | 1969-75 | 754 | 3,877 | 5.1 | 70t | 29 |
| 5. | Jim Kiick | 1968-74 | 997 | 3,644 | 3.7 | 56 | 28 |
| 6. | Tony Nathan | 1979-87 | 732 | 3,543 | 4.8 | 46 | 16 |
| 7. | Karim Abdul-Jabbar | 1996-99 | 888 | 3,063 | 3.4 | 45 | 33 |
| 8. | Lamar Miller | 2012-15 | 638 | 2,930 | 4.6 | 97t | 19 |
| 9. | Mark Higgs | 1990-94 | 702 | 2,648 | 3.8 | 31 | 14 |
| 10. | Delvin Williams | 1978-80 | 643 | 2,632 | 4.1 | 65 | 13 |
| 11. | Andra Franklin | 1981-84 | 622 | 2,232 | 3.6 | 29 | 22 |
| 12. | Benny Malone | 1974-78 | 503 | 2,129 | 4.2 | 66t | 16 |
| 13. | Lamar Smith | 2000-01 | 622 | 2,107 | 3.4 | 68t | 20 |
| 14. | Reggie Bush | 2011-12 | 443 | 2,072 | 4.7 | 76t | 12 |
| 15. | Bernie Parmalee | 1992-98 | 513 | 1,959 | 3.8 | 47t | 15 |
| 16. | Lorenzo Hampton | 1985-89 | 500 | 1,949 | 3.9 | 54t | 22 |
| 17. | Jay Ajayi | 2015-17 | 447 | 1,924 | 4.3 | 62t | 9 |
| 18. | Sammie Smith | 1989-91 | 509 | 1,787 | 3.5 | 33 | 15 |
| 19. | Woody Bennett | 1980-88 | 419 | 1,744 | 4.2 | 25 | 9 |
| 20. | Don Nottingham | 1973-77 | 365 | 1,524 | 4.2 | 56 | 25 |
| 21. | Norm Bulaich | 1975-79 | 340 | 1,498 | 4.4 | 63 | 17 |
| 22. | Daniel Thomas | 2011-14 | 409 | 1,480 | 3.6 | 55 | 10 |
| 23. | Gary Davis | 1976-79 | 317 | 1,389 | 4.4 | 65t | 7 |
| 24. | Kenyan Drake | 2016-18 | 262 | 1,262 | 4.8 | 66t | 9 |
| 25. | Ryan Tannehill | 2012-18 | 241 | 1,165 | 4.8 | 48 | 6 |
| 26. | Travis Minor | 2001-06 | 277 | 1,133 | 4.1 | 56t | 8 |



ALL-TIME LEADERS

| RUSHING | | | | | | | |
|------------|-------------------|-------------|------------|------------|------------|-----------|----------|
| PLAYER | YEARS | NO. | YDS. | AVG. | LG | TD | |
| 27. | Troy Stradford | 1987-90 | 343 | 1,332 | 3.9 | 51 | 10 |
| 28. | Ron Davenport | 1985-89 | 274 | 1,127 | 4.1 | 64 | 13 |
| 29. | Terry Kirby | 1993-95 | 287 | 1,037 | 3.6 | 38 | 9 |
| 30. | Bob Griese | 1967-80 | 261 | 994 | 3.8 | 35 | 7 |
| 31. | Sammy Morris | 2004-06 | 240 | 981 | 4.1 | 55 | 8 |
| 32. | Irving Spikes | 1994-97 | 252 | 934 | 3.7 | 49 | 8 |
| 33. | Leroy Harris | 1977-78 | 214 | 929 | 4.3 | 77t | 6 |
| 34. | Jay Fiedler | 2000-04 | 201 | 834 | 4.1 | 30 | 11 |
| 35. | David Woodley | 1980-83 | 173 | 771 | 4.5 | 29 | 9 |
| 36. | J.J. Johnson | 1999-01 | 219 | 748 | 3.4 | 34 | 5 |
| 37. | Frank Gore | 2018 | 139 | 616 | 4.4 | 39 | 0 |
| 38. | Joe Carter | 1984-86 | 118 | 589 | 5.0 | 35 | 1 |
| 39. | Stan Mitchell | 1966-70 | 173 | 548 | 3.1 | 30 | 4 |
| 40. | Joe Auer | 1966-67 | 165 | 544 | 3.3 | 41 | 5 |
| 41. | Marc Logan | 1989-91 | 140 | 523 | 3.7 | 17 | 2 |
| 42. | Jesse Chatman | 2005, 2007 | 128 | 515 | 4.0 | 30 | 1 |
| 43. | John Avery | 1998-99 | 143 | 503 | 3.5 | 44 | 2 |
| 44. | Damien Williams | 2014-17 | 133 | 477 | 3.6 | 69 | 3 |
| 45. | Bobby Humphrey | 1992 | 102 | 471 | 4.6 | 21 | 1 |
| 46. | Hubert Ginn | 1970-75 | 101 | 415 | 4.1 | 46 | 3 |
| 47. | Cecil Collins | 1999 | 131 | 414 | 3.2 | 25t | 2 |
| 48. | David Overstreet | 1983 | 85 | 392 | 4.6 | 44 | 1 |
| 49. | Keith Byars | 1993-96 | 98 | 377 | 3.8 | 77t | 6 |
| 50. | Chris Chambers | 2001-07 | 41 | 355 | 8.7 | 61 | 0 |
| 51. | Sam Price | 1966-68 | 82 | 313 | 3.8 | 38 | 1 |
| 52. | Abner Haynes | 1967 | 56 | 274 | 4.9 | 65t | 2 |
| 53. | Lousaka Polite | 2008-10 | 86 | 270 | 3.1 | 14 | 1 |
| 54. | Cookie Gilchrist | 1966 | 72 | 262 | 3.6 | 22 | 0 |
| 55. | Terry Robiskie | 1980-81 | 78 | 250 | 3.2 | 36 | 2 |
| 56. | Nat Moore | 1974-86 | 40 | 249 | 6.2 | 36 | 1 |
| 57. | Steve Howell | 1979-81 | 68 | 235 | 3.4 | 23 | 1 |
| 58. | Billy Joe | 1966 | 71 | 232 | 3.3 | 14 | 0 |
| 59. | Charles Leigh | 1971-74 | 48 | 228 | 4.8 | 34t | 1 |
| 60. | Tom Vigorito | 1981-85 | 54 | 215 | 4.0 | 33t | 2 |
| | Stan Winfrey | 1975-77 | 55 | 215 | 3.9 | 13 | 1 |
| 62. | Stanley Pritchett | 1996-99 | 63 | 211 | 3.3 | 25 | 2 |
| 63. | Eddie Hill | 1981-84 | 52 | 209 | 4.0 | 24 | 1 |
| 64. | Autry Denson | 1999-00 | 59 | 206 | 3.5 | 20 | 0 |
| 65. | Ronald Scott | 1987 | 47 | 199 | 4.2 | 24 | 3 |
| 66. | Jack Harper | 1967-68 | 41 | 197 | 4.8 | 37t | 1 |
| 67. | Chad Henne | 2008-11 | 66 | 196 | 3.0 | 20 | 2 |
| 68. | Freddie Solomon | 1975-77 | 14 | 190 | 13.6 | 59t | 1 |
| 69. | Jerris McPhail | 1996-97 | 23 | 174 | 7.6 | 71t | 1 |
| 70. | James McKnight | 2001-03 | 15 | 172 | 11.5 | 68t | 1 |
| 71. | Patrick Cobbs | 2006-10 | 37 | 171 | 4.6 | 44 | 2 |
| 72. | Paul Warfield | 1970-74 | 16 | 166 | 10.4 | 39 | 0 |
| 73. | Pete Johnson | 1984 | 68 | 159 | 2.3 | 9 | 9 |
| | Larry Seiple | 1967-77 | 16 | 159 | 9.9 | 34 | 0 |
| 75. | Knowshon Moreno | 2014 | 31 | 148 | 4.8 | 15 | 1 |
| 76. | Jim Jensen | 1981-92 | 26 | 142 | 5.5 | 23 | 0 |
| 77. | Leonard Henry | 2002-04 | 46 | 141 | 3.1 | 53 | 0 |
| 78. | George Wilson | 1966 | 27 | 137 | 5.1 | 37 | 0 |
| 79. | Thurman Thomas | 2000 | 28 | 136 | 4.9 | 25 | 0 |
| 80. | Rick Casares | 1966 | 43 | 135 | 3.1 | 10 | 0 |
| 81. | Ray Lucas | 2001-02 | 44 | 132 | 3.0 | 17 | 3 |
| 82. | Tony Paige | 1990-92 | 49 | 131 | 2.7 | 11 | 3 |
| 83. | Lex Hilliard | 2009-11 | 39 | 130 | 3.3 | 18 | 2 |
| 84. | Lorenzo Booker | 2007 | 28 | 125 | 4.5 | 22 | 0 |
| 85. | Ted Ginn, Jr. | 2007-09 | 16 | 124 | 7.8 | 40t | 2 |
| | Damon Huard | 1997-00 | 28 | 124 | 4.4 | 25 | 0 |
| 87. | Jonas Gray | 2015 | 31 | 122 | 3.9 | 16 | 0 |
| 88. | Earl Morrall | 1972-76 | 23 | 120 | 5.2 | 31t | 1 |



ALL-TIME LEADERS

| RUSHING | | | | | | | |
|-------------|-----------------------|------------------|----------|-----------|------------|-----------|----------|
| PLAYER | YEARS | NO. | YDS. | AVG. | LG | TD | |
| 89. | Jarvis Landry | 2014-17 | 26 | 119 | 4.6 | 22t | 1 |
| 90. | Rob Konrad | 1999-04 | 38 | 114 | 3.0 | 18t | 1 |
| 91. | Aaron Craver | 1991-94 | 29 | 110 | 3.8 | 19 | 1 |
| 92. | Cleo Lemon | 2005-07 | 34 | 109 | 3.2 | 11 | 4 |
| 93. | Mark Clayton | 1983-92 | 14 | 108 | 7.7 | 30 | 0 |
| | Gene Milton | 1968-69 | 9 | 108 | 12.0 | 34 | 0 |
| 95. | Robert Edwards | 2002 | 20 | 107 | 5.4 | 19 | 1 |
| 96. | Samkon Gado | 2007 | 35 | 104 | 3.0 | 20t | 3 |
| 97. | Scott Secules | 1989-91 | 16 | 103 | 6.4 | 17 | 1 |
| 98. | Scott Mitchell | 1990-93 | 29 | 99 | 3.4 | 32 | 0 |
| | Kyle Mackey | 1987 | 17 | 98 | 5.8 | 17 | 2 |
| 100. | Dan Marino | 1983-99 | 301 | 87 | 0.3 | 15 | 9 |
| 101. | Pat White | 2009 | 21 | 81 | 3.9 | 33 | 0 |
| 102. | George Chesser | 1966-67 | 18 | 77 | 4.3 | 19 | 0 |
| 103. | Tyler Thigpen | 2009-10 | 14 | 74 | 5.3 | 12 | 0 |
| 104. | Frank Jackson | 1966-67 | 3 | 70 | 23.3 | 48 | 0 |
| 105. | Chad Pennington | 2008-10 | 33 | 69 | 2.1 | 16 | 1 |
| 106. | Matt Moore | 2011-17 | 46 | 66 | 1.4 | 16 | 2 |
| 107. | Brian Hartline | 2009-14 | 7 | 65 | 9.3 | 30 | 1 |
| | Larry Izzo | 1996-00 | 2 | 65 | 32.5 | 39 | 0 |
| 109. | Lamar Gordon | 2004 | 35 | 64 | 1.8 | 11 | 0 |
| | Steve Slaton | 2011 | 17 | 64 | 3.8 | 28 | 1 |
| 111. | Gus Frerotte | 2005 | 27 | 61 | 2.3 | 14 | 0 |
| | Bob Torrey | 1979 | 13 | 61 | 4.7 | 17 | 1 |
| 113. | Clarence Bailey | 1987 | 10 | 55 | 5.5 | 13 | 0 |
| | Arian Foster | 2016 | 22 | 55 | 2.5 | 9 | 0 |
| 115. | Brock Forsey | 2004 | 19 | 53 | 2.8 | 15 | 0 |
| 116. | O.J. McDuffie | 1993-01 | 15 | 49 | 3.3 | 12 | 0 |
| | Mike Wallace | 2013-14 | 7 | 49 | 7.0 | 13 | 0 |
| 118. | Jim Braxton | 1978 | 20 | 48 | 2.4 | 15 | 2 |
| 119. | Nick Giaquinto | 1980-81 | 8 | 47 | 5.9 | 20 | 0 |
| 120. | Mark Konecny | 1987 | 6 | 46 | 7.7 | 19 | 0 |
| 121. | John Tagliaferri | 1987 | 13 | 45 | 3.5 | 7 | 1 |
| 122. | Lawrence Phillips | 1997 | 18 | 44 | 2.4 | 8 | 0 |
| 123. | Bernie Kosar | 1994-96 | 9 | 42 | 4.7 | 17 | 1 |
| 124. | Rickey Isom | 1987 | 9 | 41 | 4.6 | 8 | 1 |
| | Rick Norton | 1966-69 | 19 | 41 | 2.2 | 13 | 0 |
| 126. | James Saxon | 1992-94 | 17 | 36 | 2.1 | 9 | 0 |
| 127. | Duriel Harris | 1976-83, 1985 | 3 | 33 | 11.0 | 20 | 0 |
| | Matt Turk | 2000-01, 2003-04 | 4 | 33 | 8.3 | 23 | 0 |
| 129. | Jay Cutler | 2017 | 19 | 32 | 1.7 | 9 | 0 |
| | Trent Green | 2007 | 7 | 32 | 4.6 | 23 | 0 |
| 131. | Rich Diana | 1982 | 8 | 31 | 3.9 | 7 | 0 |
| 132. | Davone Bess | 2008-12 | 7 | 30 | 4.3 | 13 | 0 |
| | Senorise Perry | 2017-18 | 8 | 30 | 3.8 | 12 | 0 |
| 134. | Tom Brown | 1987-89 | 16 | 29 | 1.8 | 6 | 0 |
| 135. | Lee Suggs | 2006 | 6 | 26 | 4.3 | 7 | 0 |
| | Marcus Thigpen | 2012-13 | 7 | 26 | 3.7 | 9 | 0 |
| 137. | Marlon Moore | 2010-13 | 2 | 25 | 12.5 | 16 | 0 |
| 138. | Craig Erickson | 1996-98 | 15 | 24 | 1.6 | 12 | 0 |
| | Joey Harrington | 2006 | 19 | 24 | 1.3 | 7 | 0 |
| | John Stofa | 1966-67, 1969-70 | 7 | 24 | 3.4 | 14 | 1 |
| 141. | Marty Booker | 2004-07 | 6 | 23 | 3.8 | 18 | 0 |
| 142. | Isaiah Pead | 2016 | 8 | 22 | 2.8 | 4 | 0 |
| 143. | Joe Cribbs | 1988 | 5 | 21 | 4.2 | 11 | 0 |
| | Mike Gillislee | 2013-14 | 6 | 21 | 3.5 | 6 | 0 |
| | Brock Osweiler | 2018 | 8 | 21 | 2.6 | 7 | 0 |
| | Dedric Ward | 2001-02 | 2 | 21 | 10.5 | 16 | 0 |
| 147. | Daunte Culpepper | 2006 | 10 | 20 | 2.0 | 7 | 1 |
| | Don Strock | 1974-87 | 51 | 20 | 0.4 | 18 | 2 |
| 149. | Jakeem Grant | 2016-18 | 5 | 18 | 3.6 | 7 | 0 |
| 150. | Brandon Marshall | 2010-11 | 3 | 16 | 5.3 | 13 | 0 |



ALL-TIME LEADERS

| RUSHING | | | | | | | |
|-------------|-----------------------|------------------|----------|-----------|-------------|-----------|----------|
| PLAYER | YEARS | NO. | YDS. | AVG. | LG | TD | |
| | Albert Wilson | 2018 | 8 | 16 | 2.0 | 5 | 0 |
| 152. | Charles Clay | 2011-14 | 7 | 15 | 2.1 | 13 | 1 |
| | Brian Griese | 2003 | 5 | 15 | 3.0 | 9 | 0 |
| 154. | Leonte Carroo | 2016-18 | 1 | 14 | 14.0 | 14 | 0 |
| | MarQueis Gray | 2016-17 | 5 | 14 | 2.8 | 5 | 0 |
| | Garrett Limbrick | 1990 | 5 | 14 | 2.8 | 5 | 0 |
| 157. | A.J. Feeley | 2004-05 | 14 | 13 | 0.9 | 7t | 1 |
| | Jovorskie Lane | 2012 | 13 | 13 | 1.0 | 4 | 2 |
| | Tom Orosz | 1981-82 | 1 | 13 | 13.0 | 13 | 0 |
| | Gary Tucker | 1968 | 4 | 13 | 3.3 | 7 | 0 |
| 161. | John Beck | 2007-08 | 9 | 12 | 1.3 | 8 | 1 |
| | Marlin Briscoe | 1972-74 | 3 | 12 | 4.0 | 17 | 0 |
| | Charles Jordan | 1996-98 | 3 | 12 | 4.0 | 16 | 0 |
| | Ron Moore | 1998 | 4 | 12 | 3.0 | 4 | 0 |
| 165. | Terry Anderson | 1977-78 | 1 | 11 | 11.0 | 11 | 0 |
| | Kalen Ballage | 2018 | 8 | 11 | 1.4 | 9 | 0 |
| | Terry Cole | 1971 | 3 | 11 | 3.7 | 4 | 0 |
| | Cleveland Gary | 1994 | 7 | 11 | 1.6 | 4 | 0 |
| 169. | Brandon Bolden | 2018 | 1 | 10 | 10.0 | 10 | 0 |
| | Nuu Faaola | 1989 | 2 | 10 | 5.0 | 5 | 0 |
| | Pete Roth | 1987 | 3 | 10 | 3.3 | 9 | 0 |
| 172. | LaMichael James | 2014-15 | 3 | 9 | 3.0 | 5 | 0 |
| | Vick King | 2004 | 4 | 9 | 2.3 | 3 | 0 |
| 174. | David Fales | 2017 | 4 | 8 | 2.0 | 3 | 1 |
| | Randy McMichael | 2002-06 | 1 | 8 | 8.0 | 8 | 0 |
| 176. | Jimmy Hines | 1969 | 1 | 7 | 7.0 | 7 | 0 |
| | John Kidd | 1994-97 | 2 | 7 | 3.5 | 4 | 0 |
| | Hendrick Lusk | 1998 | 1 | 7 | 7.0 | 7 | 0 |
| | Rishard Matthews | 2012-15 | 2 | 7 | 3.5 | 4 | 0 |
| 180. | Kevin Curtis | 2010 | 1 | 6 | 6.0 | 6 | 0 |
| | Todd Doxzon | 1998 | 2 | 6 | 3.0 | 3 | 0 |
| | Craig Ellis | 1986 | 3 | 6 | 2.0 | 2 | 0 |
| | Tony Martin | 1989-93, 1999-00 | 4 | 6 | 1.5 | 8 | 0 |
| | Dick Wood | 1966 | 5 | 6 | 1.2 | 7 | 1 |
| | Reagan Mauia | 2007 | 4 | 5 | 1.3 | 3 | 0 |
| | Sage Rosenfels | 2002-05 | 9 | 5 | 0.6 | 12 | 0 |
| | Kory Sheets | 2009-10 | 1 | 5 | 5.0 | 5 | 0 |
| | Don Testerman | 1980 | 1 | 5 | 5.0 | 5 | 0 |
| | Wes Welker | 2004-06 | 1 | 5 | 5.0 | 5 | 0 |
| | Robert Wilson | 1994-96 | 2 | 5 | 2.5 | 5 | 0 |
| 191. | Clyde Gates | 2011 | 1 | 4 | 4.0 | 4 | 0 |
| | Nate Jacquet | 1998-99 | 1 | 4 | 4.0 | 4 | 0 |
| | Fred Banks | 1987-93 | 1 | 3 | 3.0 | 3 | 0 |
| | Chris Clemons | 2009-13 | 1 | 3 | 3.0 | 3 | 0 |
| | Larry Cowan | 1982 | 1 | 3 | 3.0 | 3 | 0 |
| | Roosevelt Potts | 1997 | 1 | 3 | 3.0 | 3 | 0 |
| | Leslie Shepherd | 2000 | 4 | 3 | 0.8 | 14 | 0 |
| 198. | Orleans Darkwa | 2014 | 4 | 2 | 0.5 | 7 | 0 |
| | Bruce Hardy | 1978-89 | 1 | 2 | 2.0 | 2 | 0 |
| | Larry Johnson | 2011 | 1 | 2 | 2.0 | 2 | 0 |
| | Ray Nealy | 1997 | 1 | 2 | 2.0 | 2 | 0 |
| | Greg Camarillo | 2007-09 | 2 | 1 | 0.5 | 6 | 0 |
| | JP Losman | 2011 | 2 | 1 | 0.5 | 1 | 0 |
| 204. | Matt Darr | 2015-16 | 1 | 0 | 0.0 | 0 | 0 |
| | Jim Del Gaizo | 1972, 1975 | 1 | 0 | 0.0 | 0 | 0 |
| | Heath Evans | 2005 | 1 | 0 | 0.0 | 0 | 0 |
| | Brandon Fields | 2007-14 | 3 | 0 | 0.0 | 0 | 0 |
| | Kim Hammond | 1968 | 1 | 0 | 0.0 | 0 | 0 |
| | Clayton Heath | 1976 | 1 | 0 | 0.0 | 0 | 0 |
| | Donnie Jones | 2005-06 | 2 | 0 | 0.0 | 0 | 0 |
| | Barry Pryor | 1969-70 | 2 | 0 | 0.0 | 5 | 0 |
| 212. | Doug Pederson | 1993 | 2 | -1 | -0.5 | 5 | 0 |



ALL-TIME LEADERS

| RUSHING | | | | | | | |
|---------|--------------------|---------|------|------|-------|-----|---|
| PLAYER | YEARS | NO. | YDS. | AVG. | LG | TD | |
| 213. | Obafemi Ayanbadejo | 2003 | 1 | -2 | -2.0 | -2 | 0 |
| | Guy Benjamin | 1978-79 | 1 | -2 | -2.0 | -2 | 0 |
| | Bert Emanuel | 2000 | 3 | -2 | -0.7 | 0 | 0 |
| | Mike Michel | 1977 | 1 | -2 | -2.0 | -2 | 0 |
| | Doug Moreau | 1966-69 | 1 | -2 | -2.0 | -2 | 0 |
| | Scott Zolak | 1999 | 2 | -2 | -1.0 | -1 | 0 |
| 219. | Jack Clancy | 1967-69 | 3 | -4 | -1.3 | 2 | 0 |
| | Steve DeBerg | 1993 | 4 | -4 | -1.0 | -1 | 0 |
| | Irving Fryar | 1993-95 | 3 | -4 | -1.3 | 2 | 0 |
| 222. | Olindo Mare | 1997-06 | 1 | -5 | -5.0 | -5 | 0 |
| 223. | George Roberts | 1978-80 | 1 | -7 | -7.0 | -7 | 0 |
| 224. | Reggie Roby | 1983-92 | 5 | -8 | -1.6 | 0 | 0 |
| 225. | George Mira | 1971 | 6 | -9 | -1.5 | 3 | 0 |
| 226. | Mark Dupler | 1982-92 | 1 | -10 | -10.0 | -10 | 0 |
| 227. | Ferrell Edmunds | 1988-92 | 2 | -15 | -7.5 | -4 | 0 |
| 228. | Karl Noonan | 1966-71 | 2 | -20 | -10.0 | -9 | 0 |

| PASSING | | | | | | | | | |
|---------|-----------------------|------------------|--------------|--------------|---------------|-------------|------------|-----------|-------------|
| PLAYER | YEARS | ATT. | COMP. | YDS. | PCT. | TD | INT | RATE | |
| 1. | Dan Marino | 1983-99 | 8,358 | 4,967 | 61,361 | 59.4 | 420 | 252 | 86.4 |
| 2. | Bob Griese | 1967-80 | 3,429 | 1,926 | 25,092 | 56.2 | 192 | 172 | 77.1 |
| 3. | Ryan Tannehill | 2012-18 | 2,815 | 1,771 | 19,768 | 62.9 | 119 | 72 | 87.2 |
| 4. | Jay Fiedler | 2000-04 | 1,603 | 936 | 11,040 | 58.4 | 66 | 63 | 76.8 |
| 5. | Chad Henne | 2008-11 | 1,065 | 646 | 7,114 | 60.7 | 31 | 37 | 75.7 |
| 6. | David Woodley | 1980-83 | 961 | 508 | 5,928 | 52.9 | 34 | 42 | 65.4 |
| 7. | Don Strock | 1974-87 | 688 | 388 | 4,613 | 56.4 | 39 | 37 | 73.5 |
| 8. | Matt Moore | 2011-17 | 591 | 359 | 4,298 | 60.7 | 29 | 19 | 86.0 |
| 9. | Chad Pennington | 2008-10 | 552 | 373 | 4,085 | 67.6 | 20 | 9 | 94.5 |
| 10. | Gus Frerotte | 2005 | 494 | 257 | 2,996 | 52.0 | 18 | 13 | 71.9 |
| 11. | Jay Cutler | 2017 | 429 | 266 | 2,666 | 62.0 | 19 | 14 | 80.8 |
| 12. | Earl Morrall | 1972-76 | 284 | 153 | 2,335 | 53.9 | 17 | 17 | 76.2 |
| 13. | Joey Harrington | 2006 | 388 | 223 | 2,236 | 57.5 | 12 | 15 | 68.2 |
| 14. | Cleo Lemon | 2005-07 | 377 | 211 | 2,185 | 56.0 | 8 | 7 | 72.2 |
| 15. | A.J. Feeley | 2004-05 | 356 | 191 | 1,893 | 53.7 | 11 | 15 | 61.7 |
| 16. | Scott Mitchell | 1990-93 | 241 | 135 | 1,805 | 56.0 | 12 | 9 | 81.0 |
| 17. | Rick Norton | 1966-69 | 377 | 156 | 1,751 | 41.4 | 6 | 30 | 28.1 |
| 18. | Damon Huard | 1997-00 | 288 | 170 | 1,691 | 59.0 | 9 | 8 | 74.6 |
| 19. | Steve DeBerg | 1993 | 188 | 113 | 1,521 | 60.1 | 6 | 7 | 81.0 |
| 20. | Brock Osweiler | 2018 | 178 | 113 | 1,247 | 63.5 | 6 | 4 | 86.0 |
| 21. | Ray Lucas | 2001-02 | 163 | 94 | 1,090 | 57.7 | 4 | 6 | 70.8 |
| 22. | Dick Wood | 1966 | 230 | 83 | 993 | 36.1 | 4 | 14 | 30.6 |
| 23. | Trent Green | 2007 | 141 | 85 | 987 | 60.3 | 5 | 7 | 72.6 |
| | Bernie Kosar | 1994-96 | 152 | 105 | 987 | 69.1 | 5 | 6 | 81.2 |
| 25. | Craig Erickson | 1996-98 | 127 | 68 | 945 | 53.5 | 4 | 3 | 78.4 |
| 26. | Daunte Culpepper | 2006 | 134 | 81 | 929 | 60.4 | 2 | 3 | 77.0 |
| 27. | John Stofa | 1966-67, 1969-70 | 135 | 61 | 862 | 45.2 | 7 | 6 | 65.1 |
| 28. | Brian Griese | 2003 | 130 | 74 | 813 | 56.9 | 5 | 6 | 69.2 |
| 29. | Sage Rosenfels | 2002-05 | 109 | 54 | 776 | 49.5 | 6 | 6 | 68.4 |
| 30. | George Wilson, Jr. | 1966 | 112 | 46 | 764 | 41.1 | 5 | 10 | 42.4 |
| 31. | Kyle Mackey | 1987 | 109 | 57 | 604 | 52.3 | 3 | 5 | 58.8 |
| 32. | John Beck | 2007-08 | 107 | 60 | 559 | 56.1 | 1 | 3 | 62.0 |
| 33. | Tyler Thigpen | 2009-10 | 70 | 37 | 518 | 52.9 | 3 | 4 | 67.4 |
| 34. | Scott Secules | 1989-92 | 70 | 33 | 393 | 47.1 | 2 | 5 | 44.5 |
| 35. | David Fales | 2017 | 43 | 29 | 265 | 67.4 | 1 | 1 | 82.0 |
| 36. | Jim Del Gaizo | 1972, 1975 | 9 | 5 | 165 | 55.6 | 2 | 1 | 100.5 |
| 37. | George Mira | 1971 | 30 | 11 | 159 | 36.7 | 1 | 1 | 51.9 |
| 38. | Ron Jaworski | 1987-88 | 14 | 9 | 123 | 64.3 | 1 | 0 | 116.1 |
| 39. | Guy Benjamin | 1978-79 | 12 | 9 | 119 | 75.0 | 1 | 1 | 99.0 |
| 40. | Kim Hammond | 1968 | 26 | 13 | 116 | 50.0 | 0 | 2 | 30.3 |
| 41. | Jim Jensen | 1981-92 | 7 | 4 | 102 | 57.1 | 2 | 0 | 141.4 |
| 42. | Marlin Briscoe | 1972-74 | 4 | 3 | 72 | 75.0 | 0 | 0 | 116.7 |



ALL-TIME LEADERS

| PASSING | | | | | | | | | |
|------------|-----------------------|------------------------|----------|----------|-----------|--------------|----------|----------|--------------|
| PLAYER | YEARS | ATT. | COMP. | YDS. | PCT. | TD | INT | RATE | |
| 43. | Larry Seiple | 1967-77 | 3 | 3 | 69 | 100.0 | 0 | 0 | 118.8 |
| 44. | Ronnie Brown | 2005-10 | 12 | 4 | 63 | 33.3 | 2 | 0 | 91.3 |
| 45. | Tony Nathan | 1979-87 | 8 | 4 | 61 | 50.0 | 1 | 0 | 115.1 |
| 46. | JP Losman | 2011 | 10 | 6 | 60 | 60.0 | 0 | 0 | 77.1 |
| 47. | Albert Wilson | 2018 | 1 | 1 | 52 | 100.0 | 1 | 0 | 158.3 |
| 48. | Marty Booker | 2004-07 | 3 | 1 | 48 | 33.3 | 0 | 0 | 81.9 |
| | Mark Clayton | 1983-92 | 2 | 1 | 48 | 50.0 | 1 | 1 | 95.8 |
| 50. | Doug Pederson | 1993 | 8 | 4 | 41 | 50.0 | 0 | 0 | 65.1 |
| 51. | Jim Kiick | 1968-74 | 3 | 2 | 38 | 66.7 | 0 | 0 | 109.7 |
| 52. | Terry Kirby | 1993-95 | 1 | 1 | 31 | 100.0 | 1 | 0 | 158.3 |
| | Nat Moore | 1974-86 | 2 | 1 | 31 | 50.0 | 0 | 0 | 95.8 |
| 54. | Danny Amendola | 2018 | 1 | 1 | 28 | 100.0 | 1 | 0 | 158.3 |
| 55. | Jack Clancy | 1967-69 | 1 | 1 | 17 | 100.0 | 0 | 0 | 118.8 |
| 56. | Eddie Hill | 1981-84 | 2 | 1 | 14 | 50.0 | 0 | 0 | 72.9 |
| 57. | Keith Byars | 1993-96 | 2 | 1 | 11 | 50.0 | 1 | 0 | 106.3 |
| | Archie Roberts | 1967 | 10 | 5 | 11 | 50.0 | 0 | 1 | 16.7 |
| 59. | Jarvis Landry | 2014-17 | 3 | 1 | 9 | 33.3 | 0 | 0 | 42.4 |
| 60. | Scott Stankavage | 1987 | 7 | 4 | 8 | 57.1 | 0 | 1 | 22.6 |
| 61. | Troy Stradford | 1987-90 | 2 | 1 | 6 | 50.0 | 0 | 0 | 56.3 |
| 62. | Brandon Fields | 2007-14 | 1 | 0 | 0 | 0.0 | 0 | 0 | 39.6 |
| | MarQueis Gray | 2017 | 1 | 0 | 0 | 0.0 | 0 | 0 | 39.6 |
| | Matt Haack | 2017-18 | 1 | 0 | 0 | 0.0 | 0 | 0 | 39.6 |
| | Bruce Hardy | 1978-89 | 1 | 0 | 0 | 0.0 | 0 | 0 | 39.6 |
| | Booth Lusteg | 1967 | 1 | 0 | 0 | 0.0 | 0 | 0 | 39.6 |
| | Brandon Marshall | 2010-11 | 1 | 0 | 0 | 0.0 | 0 | 0 | 39.6 |
| | Tony Martin | 1989-93, 99-00 | 1 | 0 | 0 | 0.0 | 0 | 0 | 39.6 |
| | Dan McGwire | 1995 | 1 | 0 | 0 | 0.0 | 0 | 0 | 39.6 |
| | Lamar Smith | 2000-01 | 1 | 0 | 0 | 0.0 | 0 | 0 | 39.6 |
| | Freddie Solomon | 1975-77 | 1 | 0 | 0 | 0.0 | 0 | 0 | 39.6 |
| | Mike Wallace | 2013-14 | 1 | 0 | 0 | 0.0 | 0 | 0 | 39.6 |
| | Pat White | 2009 | 5 | 0 | 0 | 0.0 | 0 | 0 | 39.6 |
| | Delvin Williams | 1978-80 | 3 | 0 | 0 | 0.0 | 0 | 0 | 39.6 |
| | Ricky Williams | 2002-03, 2005, 2007-10 | 1 | 0 | 0 | 0.0 | 0 | 1 | 0.0 |
| | Scott Zolak | 1999 | 4 | 0 | 0 | 0.0 | 0 | 0 | 39.6 |

| RECEIVING | | | | | | | |
|-----------|------------------|------------------------|------|-------|------|-----|----|
| PLAYER | YEARS | NO. | YDS. | AVG. | LG | TD | |
| 1. | Mark Clayton | 1983-92 | 550 | 8,643 | 15.7 | 78t | 81 |
| 2. | Mark Duper | 1982-92 | 511 | 8,869 | 17.4 | 85t | 59 |
| 3. | Nat Moore | 1974-86 | 510 | 7,546 | 14.8 | 79t | 74 |
| 4. | O.J. McDuffie | 1993-01 | 415 | 5,074 | 12.2 | 61t | 29 |
| 5. | Chris Chambers | 2001-07 | 405 | 5,688 | 14.0 | 77t | 43 |
| 6. | Jarvis Landry | 2014-17 | 400 | 4,038 | 10.1 | 71 | 22 |
| 7. | Tony Nathan | 1979-87 | 383 | 3,592 | 9.4 | 73 | 16 |
| 8. | Davone Bess | 2008-12 | 321 | 3,447 | 10.7 | 41 | 12 |
| 9. | Brian Hartline | 2009-14 | 298 | 4,243 | 14.2 | 80t | 12 |
| 10. | Randy McMichael | 2002-06 | 283 | 3,096 | 10.9 | 46 | 18 |
| 11. | Duriel Harris | 1976-83, 1985 | 269 | 4,534 | 16.9 | 64t | 18 |
| 12. | Bruce Hardy | 1978-89 | 256 | 2,455 | 9.6 | 31 | 25 |
| 13. | Jim Jensen | 1981-92 | 229 | 2,171 | 9.5 | 31 | 19 |
| 14. | Oronde Gadsden | 1998-03 | 227 | 3,252 | 14.3 | 62 | 22 |
| 15. | Jim Kiick | 1968-74 | 221 | 2,210 | 10.0 | 53t | 3 |
| 16. | Howard Twilley | 1966-76 | 212 | 3,064 | 14.5 | 44 | 23 |
| 17. | Tony Martin | 1989-93, 1999-00 | 202 | 3,152 | 15.6 | 80t | 14 |
| 18. | Irving Fryar | 1993-95 | 199 | 3,190 | 16.0 | 67t | 20 |
| 19. | Ricky Williams | 2002-03, 2005, 2007-10 | 197 | 1,431 | 7.3 | 59 | 6 |
| 20. | Marty Booker | 2004-07 | 194 | 2,627 | 13.5 | 60t | 11 |
| 21. | Anthony Fasano | 2008-12, 2017 | 189 | 2,211 | 11.7 | 35t | 24 |
| 22. | Ronnie Brown | 2005-10 | 184 | 1,491 | 8.1 | 43 | 2 |
| 23. | Brandon Marshall | 2010-11 | 167 | 2,228 | 13.3 | 65t | 9 |
| 24. | Keith Byars | 1993-96 | 166 | 1,433 | 8.6 | 34 | 10 |



ALL-TIME LEADERS

| RECEIVING | | | | | | |
|---------------------------|------------------|------------|--------------|-------------|------------|-----------|
| PLAYER | YEARS | NO. | YDS. | AVG. | LG | TD |
| 25. Charles Clay | 2011-14 | 161 | 1,809 | 11.2 | 67 | 14 |
| 26. DeVante Parker | 2015-18 | 160 | 2,186 | 13.7 | 56t | 9 |
| 27. Troy Stradford | 1987-90 | 159 | 1,373 | 8.6 | 36 | 2 |
| 28. Paul Warfield | 1970-74 | 156 | 3,355 | 21.5 | 86t | 33 |
| 29. Terry Kirby | 1993-95 | 155 | 1,646 | 10.6 | 47 | 6 |
| 30. Kenny Stills | 2015-18 | 151 | 2,382 | 15.8 | 75t | 23 |
| 31. Keith Jackson | 1992-94 | 146 | 1,880 | 12.9 | 57t | 18 |
| 32. Bernie Parmalee | 1992-98 | 144 | 1,306 | 9.1 | 35 | 3 |
| 33. Mike Wallace | 2013-14 | 140 | 1,792 | 12.8 | 57 | 15 |
| Tony Paige | 1990-92 | 140 | 1,115 | 8.0 | 30 | 6 |
| Karl Noonan | 1966-71 | 136 | 1,798 | 13.2 | 51t | 17 |
| 36. Ted Ginn, Jr. | 2007-09 | 128 | 1,664 | 13.0 | 64 | 5 |
| Troy Drayton | 1996-99 | 127 | 1,511 | 11.9 | 51 | 8 |
| 38. Lorenzo Hampton | 1985-89 | 123 | 954 | 7.8 | 39t | 6 |
| 39. Jim Mandich | 1970-77 | 121 | 1,406 | 11.6 | 44 | 23 |
| 40. Ferrell Edmunds | 1988-92 | 117 | 1,612 | 13.8 | 80t | 10 |
| Lamar Miller | 2012-15 | 117 | 887 | 7.6 | 54t | 3 |
| 42. Greg Camarillo | 2007-09 | 113 | 1,325 | 11.7 | 64t | 4 |
| 43. Joe Rose | 1980-85 | 112 | 1,493 | 13.3 | 50 | 13 |
| 44. Rob Konrad | 1999-04 | 111 | 854 | 7.7 | 25 | 6 |
| 45. Norm Bulaich | 1975-79 | 109 | 752 | 6.9 | 59t | 6 |
| 46. James McKnight | 2001-03 | 107 | 1,497 | 14.0 | 80t | 7 |
| Rishard Matthews | 2012-15 | 107 | 1,396 | 13.0 | 53t | 8 |
| 48. Fred Banks | 1987-93 | 99 | 1,555 | 15.7 | 61 | 8 |
| 49. Stanley Pritchett | 1996-99 | 98 | 798 | 8.1 | 74t | 6 |
| 50. Wes Welker | 2004-06 | 96 | 1,121 | 11.7 | 47 | 1 |
| 51. Dan Johnson | 1983-87 | 94 | 1,012 | 10.8 | 61t | 16 |
| 52. Jimmy Cefalo | 1978-84 | 93 | 1,739 | 18.7 | 69t | 13 |
| Ron Davenport | 1985-89 | 93 | 801 | 8.6 | 29 | 4 |
| 54. Larry Csonka | 1968-74, 1979 | 91 | 688 | 7.6 | 65 | 4 |
| 55. Mark Ingram | 1993-94 | 88 | 1,213 | 13.8 | 77t | 12 |
| Jack Clancy | 1967-69 | 88 | 1,157 | 13.1 | 50 | 3 |
| 57. Damien Williams | 2014-17 | 85 | 733 | 8.6 | 58 | 6 |
| 58. Lamar Thomas | 1996-00 | 81 | 1,171 | 14.5 | 56t | 8 |
| Kenyan Drake | 2016-18 | 81 | 596 | 7.4 | 47 | 5 |
| 60. Reggie Bush | 2011-12 | 78 | 588 | 7.5 | 34 | 3 |
| 61. Karim Abdul-Jabbar | 1996-99 | 77 | 527 | 6.8 | 36t | 1 |
| 62. Dion Sims | 2013-16 | 74 | 699 | 9.4 | 38 | 8 |
| Gary Davis | 1976-79 | 74 | 592 | 8.0 | 34 | 1 |
| 64. Larry Seiple | 1967-77 | 73 | 934 | 12.8 | 41t | 7 |
| Doug Moreau | 1966-69 | 73 | 926 | 12.7 | 43 | 6 |
| 66. Delvin Williams | 1978-80 | 70 | 574 | 8.2 | 42 | 1 |
| 67. Andre Tillman | 1975-78 | 66 | 757 | 11.5 | 37t | 6 |
| 68. David Martin | 2007-08 | 65 | 753 | 11.6 | 61t | 5 |
| 69. Freddie Solomon | 1975-77 | 61 | 973 | 16.0 | 58t | 5 |
| Lamar Smith | 2000-01 | 61 | 435 | 7.1 | 65t | 4 |
| 71. Brandon Gibson | 2013-14 | 59 | 621 | 10.5 | 46 | 4 |
| Tom Vigorito | 1981-85 | 59 | 439 | 7.4 | 31t | 2 |
| 73. James Pruitt | 1986-88, 1990-91 | 58 | 942 | 16.2 | 37 | 8 |
| 74. Marlin Briscoe | 1972-74 | 57 | 858 | 15.1 | 53 | 7 |
| 75. Daniel Thomas | 2011-14 | 55 | 412 | 7.5 | 32 | 3 |
| 76. Jerris McPhail | 1996-97 | 54 | 544 | 10.1 | 52 | 1 |
| Bobby Humphrey | 1992 | 54 | 507 | 9.4 | 26 | 1 |
| 78. Fred Barnett | 1996-97 | 53 | 728 | 13.7 | 66 | 4 |
| Derek Hagan | 2006-08 | 53 | 645 | 12.2 | 24 | 3 |
| Sammy Morris | 2004-06 | 51 | 340 | 6.7 | 44 | 0 |
| 81. Travis Minor | 2001-06 | 50 | 353 | 7.1 | 29 | 1 |
| 82. Derrius Thompson | 2003-04 | 49 | 718 | 14.7 | 36 | 4 |
| 83. Jay Ajayi | 2015-17 | 48 | 308 | 6.4 | 20 | 0 |
| Marv Fleming | 1970-74 | 48 | 523 | 10.9 | 36 | 4 |
| Danny Amendola | 2018 | 48 | 469 | 9.8 | 39 | 1 |
| 86. Mercury Morris | 1969-75 | 46 | 491 | 10.7 | 50 | 1 |



ALL-TIME LEADERS

| RECEIVING | | | | | | | |
|-------------|----------------------|------------------|-----------|------------|-------------|------------|----------|
| PLAYER | YEARS | NO. | YDS. | AVG. | LG | TD | |
| 87. | Justin Peelle | 2006-07 | 45 | 344 | 7.6 | 35 | 3 |
| 88. | Eric Green | 1995 | 43 | 499 | 11.6 | 31t | 3 |
| | Jordan Cameron | 2015-16 | 43 | 446 | 10.4 | 29 | 4 |
| 90. | Stan Mitchell | 1966-70 | 42 | 533 | 12.7 | 48 | 5 |
| 91. | Julius Thomas | 2017 | 41 | 388 | 9.5 | 27 | 3 |
| 92. | Joe Auer | 1966-67 | 40 | 481 | 12.0 | 68t | 6 |
| | Dedric Ward | 2001-02 | 40 | 381 | 9.5 | 22 | 0 |
| 94. | Ed Perry | 1997-04 | 39 | 308 | 7.9 | 46 | 2 |
| | Woody Bennett | 1980-89 | 39 | 295 | 7.6 | 27 | 3 |
| 96. | Gary Clark | 1995 | 37 | 525 | 14.2 | 42t | 2 |
| | Mark Higgs | 1990-94 | 37 | 294 | 7.9 | 21 | 0 |
| 98. | Charles Jordan | 1996-98 | 36 | 640 | 17.8 | 44t | 3 |
| 99. | Leslie Shepherd | 2000 | 35 | 446 | 12.7 | 46t | 4 |
| 100. | Jakeem Grant | 2016-18 | 34 | 471 | 13.9 | 65t | 4 |
| | Jed Weaver | 2000-02 | 34 | 469 | 13.8 | 41 | 5 |
| 102. | Randal Hill | 1991, 1995-96 | 33 | 669 | 20.3 | 61 | 4 |
| 103. | Patrick Cobbs | 2006-10 | 32 | 409 | 12.8 | 80t | 4 |
| | Sammie Smith | 1989-91 | 32 | 310 | 9.7 | 53t | 1 |
| | Aaron Craver | 1991-94 | 32 | 304 | 9.5 | 28 | 0 |
| | Leroy Harris | 1977-78 | 32 | 240 | 7.5 | 57 | 0 |
| | James Saxon | 1992-94 | 32 | 192 | 6.0 | 25 | 0 |
| 108. | Nick Giaquinto | 1980-81 | 31 | 230 | 7.4 | 25 | 2 |
| 109. | Greg Baty | 1990-94 | 30 | 377 | 12.6 | 32 | 4 |
| | J.J. Johnson | 1999-01 | 29 | 182 | 6.3 | 17 | 0 |
| | Lousaka Polite | 2008-10 | 29 | 136 | 4.7 | 14 | 0 |
| 112. | Lorenzo Booker | 2007 | 28 | 237 | 8.5 | 22 | 0 |
| 113. | Andre Brown | 1989-90 | 27 | 459 | 17.0 | 48t | 5 |
| | Dave Kocourek | 1966 | 27 | 320 | 11.9 | 43 | 2 |
| | Jesse Chatman | 2005, 2007 | 27 | 161 | 6.0 | 22 | 0 |
| 116. | Bo Roberson | 1966 | 26 | 519 | 20.0 | 80t | 2 |
| | Albert Wilson | 2018 | 26 | 391 | 15.0 | 75t | 4 |
| | Lex Hilliard | 2009-11 | 26 | 210 | 8.1 | 18 | 2 |
| 119. | Frank Jackson | 1966-67 | 25 | 439 | 17.6 | 48 | 3 |
| | Don Nottingham | 1973-77 | 25 | 213 | 8.5 | 29 | 0 |
| | Ronnie Lee | 1979-82, 1984-89 | 25 | 167 | 6.7 | 41 | 3 |
| 122. | Irving Spikes | 1994-97 | 24 | 185 | 7.7 | 24 | 2 |
| 123. | Gene Milton | 1968-69 | 21 | 322 | 15.3 | 49 | 1 |
| | Mike Williams | 1992-95 | 21 | 292 | 13.9 | 29 | 0 |
| | Scott Miller | 1991-96 | 21 | 274 | 13.0 | 27 | 1 |
| | Joey Haynos | 2008-09 | 21 | 184 | 8.8 | 21 | 3 |
| 127. | Bryan Gilmore | 2004-05 | 20 | 311 | 15.6 | 44t | 2 |
| | Donald Lee | 2003-04 | 20 | 220 | 11.0 | 25 | 2 |
| 129. | Scott Schwedes | 1987-90 | 19 | 370 | 19.5 | 65t | 2 |
| | Brett Perriman | 1997 | 19 | 309 | 16.3 | 26 | 1 |
| | Greg Jennings | 2015 | 19 | 208 | 10.9 | 31 | 1 |
| 132. | Otto Stowe | 1971-72 | 18 | 344 | 19.1 | 49 | 3 |
| | Marlon Moore | 2010-13 | 18 | 300 | 16.7 | 57t | 2 |
| | Yatil Green | 1997-99 | 18 | 234 | 13.0 | 27 | 0 |
| | Mike Gesicki | 2018 | 18 | 156 | 8.7 | 27 | 0 |
| | Autry Denson | 1999-00 | 18 | 133 | 7.4 | 28 | 0 |
| | Robert Edwards | 2002 | 18 | 126 | 7.0 | 14 | 1 |
| | Hunter Goodwin | 1999-01 | 18 | 118 | 6.6 | 14 | 1 |
| | Eddie Hill | 1981-84 | 18 | 106 | 5.9 | 16 | 1 |
| 140. | Benny Malone | 1974-78 | 17 | 234 | 13.8 | 43 | 0 |
| 141. | Thurman Thomas | 2000 | 16 | 117 | 7.3 | 15 | 1 |
| | Abner Haynes | 1967 | 16 | 100 | 6.3 | 22 | 0 |
| 143. | MarQueis Gray | 2016-17 | 15 | 184 | 12.3 | 53 | 0 |
| 144. | Tom Brown | 1987-89 | 14 | 123 | 8.8 | 23 | 0 |
| 145. | Billy Joe | 1966 | 13 | 116 | 8.9 | 67 | 1 |
| | Cookie Gilchrist | 1966 | 13 | 110 | 8.5 | 22 | 1 |
| | Lamar Gordon | 2004 | 13 | 74 | 5.7 | 25 | 0 |
| | Terry Robiskie | 1980-81 | 13 | 60 | 4.6 | 15 | 0 |



ALL-TIME LEADERS

| RECEIVING | | | | | | |
|---------------------------|----------------|-----------|------------|-------------|------------|----------|
| PLAYER | YEARS | NO. | YDS. | AVG. | LG | TD |
| 149. Leonte Carroo | 2016-18 | 12 | 192 | 16.0 | 74t | 2 |
| John Tagliaferri | 1987 | 12 | 117 | 9.8 | 27 | 0 |
| Marc Logan | 1989-91 | 12 | 88 | 7.3 | 12 | 0 |
| Obafemi Ayanbadejo | 2003 | 12 | 53 | 4.4 | 12 | 0 |
| 153. Jack Harper | 1967-68 | 11 | 212 | 19.3 | 40 | 3 |
| John Roderick | 1966-67 | 11 | 156 | 14.2 | 64 | 1 |
| Jim Cox | 1968 | 11 | 147 | 13.4 | 30 | 0 |
| Frank Gore | 2018 | 11 | 100 | 9.1 | 19 | 1 |
| Jovorskie Lane | 2012 | 11 | 79 | 7.2 | 24 | 1 |
| Joe Carter | 1984-86 | 11 | 66 | 6.0 | 15 | 0 |
| 159. Preston Carpenter | 1966 | 10 | 127 | 12.7 | 42 | 0 |
| Steve Howell | 1979-81 | 10 | 70 | 7.0 | 13 | 0 |
| Sam Price | 1966-68 | 10 | 70 | 7.0 | 27 | 1 |
| John Avery | 1998-99 | 10 | 67 | 6.7 | 19t | 1 |
| 163. Nate Jacquet | 1998-99 | 9 | 140 | 15.6 | 29 | 0 |
| Marcus Thigpen | 2012-13 | 9 | 112 | 12.4 | 50 | 1 |
| Leland Douglas | 1987 | 9 | 92 | 10.2 | 17 | 1 |
| 166. Jeff Ogden | 2000-01 | 8 | 97 | 12.1 | 18 | 1 |
| Nick O'Leary | 2018 | 8 | 86 | 10.8 | 19 | 1 |
| Cris Carter | 2002 | 8 | 66 | 8.3 | 15 | 1 |
| Lawrence Sampleton | 1987 | 8 | 64 | 8.0 | 19 | 0 |
| David Overstreet | 1983 | 8 | 55 | 6.9 | 20 | 2 |
| Lorenzo Diamond | 2005 | 8 | 54 | 6.8 | 18 | 0 |
| Rick Casares | 1966 | 8 | 45 | 5.6 | 20 | 1 |
| 173. Bert Emanuel | 2000 | 7 | 132 | 18.9 | 53t | 1 |
| Eddie Chavis | 1987 | 7 | 108 | 15.4 | 27 | 0 |
| Loaird McCreary | 1976-78 | 7 | 88 | 12.6 | 30 | 3 |
| Brian Manning | 1997 | 7 | 85 | 12.1 | 21 | 0 |
| Bill Cronin | 1966 | 7 | 83 | 11.9 | 21 | 1 |
| Michael Egnew | 2012-13 | 7 | 69 | 9.9 | 14 | 0 |
| Willie Richardson | 1970 | 7 | 67 | 9.6 | 27 | 1 |
| Dominique Jones | 2016 | 7 | 61 | 8.7 | 24 | 1 |
| 181. Vince Heflin | 1982-85 | 6 | 98 | 16.3 | 46t | 1 |
| Arian Foster | 2016 | 6 | 78 | 13.0 | 50 | 0 |
| Jonas Gray | 2015 | 6 | 72 | 12.0 | 25 | 0 |
| Armon Binns | 2012-13 | 6 | 67 | 11.2 | 21 | 0 |
| Roberto Wallace | 2010-11 | 6 | 62 | 10.3 | 19 | 0 |
| Stan Winfrey | 1975-77 | 6 | 55 | 9.2 | 16 | 1 |
| David Lewis | 1987 | 6 | 53 | 8.8 | 22 | 1 |
| Hubert Ginn | 1970-75 | 6 | 47 | 7.8 | 23 | 0 |
| Cecil Collins | 1999 | 6 | 32 | 5.3 | 12 | 0 |
| Mark Konecny | 1987 | 6 | 26 | 4.3 | 10 | 0 |
| Andra Franklin | 1981-84 | 6 | 15 | 2.5 | 6 | 1 |
| 192. Damon Reilly | 1987 | 5 | 70 | 14.0 | 20 | 0 |
| A.J. Derby | 2017-18 | 5 | 68 | 13.6 | 19t | 1 |
| Ronnie Williams | 1993-95 | 5 | 54 | 10.8 | 17 | 0 |
| Jake Stoneburner | 2015 | 5 | 47 | 9.4 | 13 | 2 |
| Kalen Ballage | 2018 | 5 | 18 | 3.6 | 9 | 0 |
| 197. Mel Baker | 1974 | 4 | 121 | 30.3 | 46t | 2 |
| Elmer Bailey | 1980-81 | 4 | 105 | 26.3 | 39 | 0 |
| David Boston | 2004-05 | 4 | 80 | 20.0 | 54 | 0 |
| Jabar Gaffney | 2012 | 4 | 68 | 17.0 | 30 | 0 |
| Brett Carolan | 1996 | 4 | 48 | 12.0 | 21 | 1 |
| Jim Braxton | 1978 | 4 | 47 | 11.8 | 19 | 0 |
| Samkon Gado | 2007 | 4 | 47 | 11.8 | 35 | 0 |
| Tom Boutwell | 1969 | 4 | 29 | 7.3 | 12 | 0 |
| Brice Butler | 2018 | 4 | 25 | 6.3 | 14 | 0 |
| Garrett Limbrick | 1990 | 4 | 23 | 5.8 | 9 | 0 |
| Heath Evans | 2005 | 4 | 17 | 4.3 | 5 | 0 |
| Jamar Martin | 2004 | 4 | 15 | 3.8 | 7 | 0 |
| Charles Leigh | 1971-74 | 4 | 9 | 2.3 | 7 | 0 |
| 210. Robert Clark | 1992 | 3 | 59 | 19.7 | 45 | 0 |



ALL-TIME LEADERS

| RECEIVING | | | | | | |
|-----------------------|----------------|----------|-----------|-------------|-----------|----------|
| PLAYER | YEARS | NO. | YDS. | AVG. | LG | TD |
| Gene Mingo | 1966-67 | 3 | 40 | 13.3 | 9 | 0 |
| Bill Darnall | 1968-69 | 3 | 38 | 12.7 | 13 | 0 |
| Orleans Darkwa | 2014 | 3 | 31 | 10.3 | 17 | 0 |
| Kory Sperry | 2009 | 3 | 31 | 10.3 | 13 | 1 |
| Brandon London | 2008 | 3 | 30 | 10.0 | 14 | 0 |
| Roosevelt Potts | 1997 | 3 | 27 | 9.0 | 13 | 0 |
| De'Veon Smith | 2017 | 3 | 27 | 9.0 | 13 | 0 |
| Ernest Wilford | 2008 | 3 | 25 | 8.3 | 15 | 0 |
| Darian Barnes | 2005-06 | 3 | 22 | 7.3 | 13 | 0 |
| Gator Hoskins | 2014 | 3 | 21 | 7.0 | 14 | 0 |
| Anthony Armstrong | 2012 | 3 | 12 | 4.0 | 7 | 0 |
| Leonard Henry | 2002-04 | 3 | 12 | 4.0 | 7 | 0 |
| Robert Wilson | 1994-96 | 3 | 8 | 2.7 | 3t | 1 |
| 223. Kendall Newson | 2003-05 | 2 | 55 | 27.5 | 37 | 0 |
| Ron Sellers | 1973 | 2 | 54 | 27.0 | 42 | 0 |
| Mike Caterbone | 1987 | 2 | 46 | 23.0 | 30 | 0 |
| Mickey Shuler | 2010 | 2 | 44 | 22.0 | 28 | 0 |
| Desmond Clark | 2002 | 2 | 42 | 21.0 | 26 | 0 |
| Durham Smythe | 2018 | 2 | 27 | 13.5 | 21 | 0 |
| Jim Mertens | 1969 | 2 | 26 | 13.0 | 15 | 0 |
| Jimmy Hines | 1969 | 2 | 23 | 11.5 | 22 | 0 |
| Rich Diana | 1982 | 2 | 21 | 10.5 | 13 | 0 |
| David Woodley | 1980-83 | 2 | 21 | 10.5 | 15t | 1 |
| Cleveland Gary | 1994 | 2 | 19 | 9.5 | 11 | 0 |
| Clyde Gates | 2011 | 2 | 19 | 9.5 | 11 | 0 |
| Kevin McKenzie | 1999 | 2 | 18 | 9.0 | 13 | 0 |
| Charles Henry | 1991 | 2 | 17 | 8.5 | 9 | 0 |
| Brian Kinchen | 1988-90 | 2 | 15 | 7.5 | 12 | 0 |
| Deon Dyer | 2000-02 | 2 | 14 | 7.0 | 13 | 0 |
| Cliff Russell | 2005-06 | 2 | 14 | 7.0 | 9 | 0 |
| Willie Smith | 1987 | 2 | 13 | 6.5 | 8 | 1 |
| Ronald Scott | 1987 | 2 | 7 | 3.5 | 5 | 0 |
| Reagan Mauia | 2007 | 2 | 5 | 2.5 | 5 | 0 |
| Ryan Tannehill | 2012-18 | 2 | 5 | 2.5 | 9 | 0 |
| Casey Cramer | 2008 | 2 | 3 | 1.5 | 2t | 1 |
| Bob Torrey | 1979 | 2 | 3 | 1.5 | 8 | 0 |
| Barry Pryor | 1969-70 | 2 | -3 | -1.5 | 0 | 0 |
| Steve Slaton | 2011 | 2 | -3 | -1.5 | -1 | 0 |
| 247. Bo Rather | 1973, 1978 | 1 | 39 | 39.0 | 39 | 0 |
| Wes Matthews | 1966 | 1 | 20 | 20.0 | 20 | 0 |
| Tom Beier | 1967, 1969 | 1 | 19 | 19.0 | 19 | 0 |
| Legedu Naanee | 2012 | 1 | 19 | 19.0 | 19 | 0 |
| Robert Baker | 1999-02 | 1 | 17 | 17.0 | 17 | 0 |
| Mike Holmes | 1976 | 1 | 11 | 11.0 | 11 | 0 |
| Damian Williams | 2014 | 1 | 14 | 14.0 | 14 | 0 |
| Ricky Isom | 1987 | 1 | 11 | 11.0 | 11 | 0 |
| Keith Sims | 1990-97 | 1 | 9 | 9.0 | 9 | 0 |
| Knowshon Moreno | 2014 | 1 | 8 | 8.0 | 8 | 0 |
| Dick Anderson | 1968-77 | 1 | 8 | 8.0 | 8 | 0 |
| Ronald Bellamy | 2004 | 1 | 8 | 8.0 | 8 | 0 |
| Nuu Faaola | 1989 | 1 | 8 | 8.0 | 8 | 0 |
| Vick King | 2004 | 1 | 8 | 8.0 | 8 | 0 |
| Jeron Mastrud | 2011-12 | 1 | 8 | 8.0 | 8 | 0 |
| Vern Den Herder | 1971-82 | 1 | 7 | 7.0 | 7t | 1 |
| Aaron Halterman | 2007 | 1 | 7 | 7.0 | 7 | 0 |
| Kevin Curtis | 2010 | 1 | 6 | 6.0 | 6 | 0 |
| Lawrence Phillips | 1997 | 1 | 6 | 6.0 | 6 | 0 |
| Isaiah Pead | 2016 | 1 | 6 | 6.0 | 6 | 0 |
| George Farmer | 1987 | 1 | 5 | 5.0 | 5 | 0 |
| George Chesser | 1966-67 | 1 | 4 | 4.0 | 4 | 0 |
| Dewayne Dotson | 1994-95, 1997 | 1 | 4 | 4.0 | 4 | 0 |
| Doug Easlick | 2004 | 1 | 4 | 4.0 | 4 | 0 |



ALL-TIME LEADERS

| RECEIVING | | | | | | |
|-----------------------|----------------|----------|----------|------------|----------|----------|
| PLAYER | YEARS | NO. | YDS. | AVG. | LG | TD |
| Senorise Perry | 2017-18 | 1 | 3 | 3.0 | 3 | 0 |
| Alex Holmes | 2005 | 1 | 2 | 2.0 | 2 | 0 |
| Frank Wainright | 1995-98 | 1 | 2 | 2.0 | 2t | 1 |
| Will Heller | 2005 | 1 | 1 | 1.0 | 1t | 1 |
| Ron Moore | 1998 | 1 | 1 | 1.0 | 1 | 0 |
| Damon Huard | 1997-00 | 1 | 0 | 0.0 | 0 | 0 |
| Dan Marino | 1983-99 | 1 | -6 | -6.0 | -6 | 0 |
| 278. Lee Suggs | 2006 | 0 | 13 | - | 13 | 0 |
| Rex Hadnot | 2004-07 | 0 | -2 | - | -2 | 0 |
| Samson Satele | 2007-08, 2014 | 0 | -3 | - | -3 | 0 |

| SCORING | | | | | | | | | |
|------------|---------------------|------------------------|-----------|----------|-----------|----------|----------|----------|-------------|
| | PLAYER | YEARS | TD | TDR | TDP | TDRT | FG | PAT | PTS. |
| 1. | Olindo Mare | 1997-06 | 0 | 0 | 0 | 0 | 245 | 313 | 1048 |
| 2. | Garo Yepremian | 1970-78 | 0 | 0 | 0 | 0 | 165 | 335 | 830 |
| 3. | Pete Stoyanovich | 1989-95 | 0 | 0 | 0 | 0 | 176 | 246 | 774 |
| 4. | Uwe von Schamann | 1979-84 | 0 | 0 | 0 | 0 | 101 | 237 | 540 |
| 5. | Dan Carpenter | 2008-12 | 0 | 0 | 0 | 0 | 127 | 154 | 535 |
| 6. | Mark Clayton | 1983-92 | 82 | 0 | 81 | 1 | 0 | 0 | 492 |
| 7. | Nat Moore | 1974-86 | 75 | 1 | 74 | 0 | 0 | 0 | 450 |
| 8. | Mark Duper | 1982-92 | 59 | 0 | 59 | 0 | 0 | 0 | 354 |
| 9. | Larry Csonka | 1968-74, 1979 | 57 | 53 | 4 | 0 | 0 | 0 | 342 |
| 10. | Ricky Williams | 2002-03, 2005, 2007-10 | 54 | 48 | 6 | 0 | 0 | 0 | 326# |
| 11. | Fuad Reveiz | 1985-88 | 0 | 0 | 0 | 0 | 53 | 161 | 320 |
| 12. | Chris Chambers | 2001-07 | 43 | 0 | 43 | 0 | 0 | 0 | 260# |
| 13. | Caleb Sturgis | 2013-14 | 0 | 0 | 0 | 0 | 55 | 74 | 239 |
| 14. | Ronnie Brown | 2005-10 | 38 | 36 | 2 | 0 | 0 | 0 | 230# |
| 15. | Karim Abdul-Jabbar | 1996-99 | 34 | 33 | 1 | 0 | 0 | 0 | 204 |
| 16. | Mercury Morris | 1969-75 | 33 | 29 | 1 | 3 | 0 | 0 | 198 |
| | Tony Nathan | 1979-87 | 33 | 16 | 16 | 1 | 0 | 0 | 198 |
| | Paul Warfield | 1970-74 | 33 | 0 | 33 | 0 | 0 | 0 | 198 |
| 19. | O.J. McDuffie | 1993-01 | 32 | 0 | 29 | 3 | 0 | 0 | 194# |
| 20. | Jim Kiick | 1968-74 | 31 | 28 | 3 | 0 | 0 | 0 | 186 |
| 21. | Lorenzo Hampton | 1985-89 | 28 | 22 | 6 | 0 | 0 | 0 | 168 |
| 22. | Andrew Franks | 2015-16 | 0 | 0 | 0 | 0 | 29 | 74 | 161 |
| 23. | Bruce Hardy | 1978-89 | 25 | 0 | 25 | 0 | 0 | 0 | 150 |
| | Don Nottingham | 1973-77 | 25 | 25 | 0 | 0 | 0 | 0 | 150 |
| 25. | Jarvis Landry | 2014-17 | 24 | 1 | 22 | 1 | 0 | 0 | 148## |
| 26. | Anthony Fasano | 2008-12, 2017 | 24 | 0 | 24 | 0 | 0 | 0 | 146# |
| 27. | Lamar Smith | 2000-01 | 24 | 20 | 4 | 0 | 0 | 0 | 144 |
| 28. | Kenny Stills | 2015-18 | 23 | 0 | 23 | 0 | 0 | 0 | 140# |
| 29. | Norm Bulaich | 1975-79 | 23 | 17 | 6 | 0 | 0 | 0 | 138 |
| | Andra Franklin | 1981-84 | 23 | 22 | 1 | 0 | 0 | 0 | 138 |
| | Jim Mandich | 1970-77 | 23 | 0 | 23 | 0 | 0 | 0 | 138 |
| | Howard Twilley | 1966-76 | 23 | 0 | 23 | 0 | 0 | 0 | 138 |
| 33. | Oronde Gadsden | 1998-03 | 22 | 0 | 22 | 0 | 0 | 0 | 132 |
| | Lamar Miller | 2012-15 | 22 | 19 | 3 | 0 | 0 | 0 | 132 |
| 35. | Irving Fryar | 1993-95 | 20 | 0 | 20 | 0 | 0 | 0 | 124## |
| 36. | Randy McMichael | 2002-06 | 19 | 0 | 18 | 1 | 0 | 0 | 116# |
| 37. | Jim Jensen | 1981-92 | 19 | 0 | 19 | 0 | 0 | 0 | 114 |
| 38. | Keith Jackson | 1992-94 | 18 | 0 | 18 | 0 | 0 | 0 | 110# |
| | Bernie Parmalee | 1992-98 | 18 | 15 | 3 | 0 | 0 | 0 | 110# |
| 40. | Duriel Harris | 1976-83, 1985 | 18 | 0 | 18 | 0 | 0 | 0 | 108 |
| 41. | Ron Davenport | 1985-89 | 17 | 13 | 4 | 0 | 0 | 0 | 102 |
| | Karl Noonan | 1966-71 | 17 | 0 | 17 | 0 | 0 | 0 | 102 |
| 43. | Keith Byars | 1993-96 | 16 | 6 | 10 | 0 | 0 | 0 | 96 |
| | Dan Johnson | 1983-87 | 16 | 0 | 16 | 0 | 0 | 0 | 96 |
| | Benny Malone | 1974-78 | 16 | 16 | 0 | 0 | 0 | 0 | 96 |
| | Sammie Smith | 1989-91 | 16 | 15 | 1 | 0 | 0 | 0 | 96 |
| 47. | Kenyan Drake | 2016-18 | 15 | 9 | 5 | 1 | 0 | 0 | 92# |
| | Terry Kirby | 1993-95 | 15 | 9 | 6 | 0 | 0 | 0 | 92# |



ALL-TIME LEADERS

| SCORING | | | | | | | | |
|------------|-----------------------|---------------------|----------|----------|----------|----------|-----------|-----------|
| PLAYER | YEARS | TD | TDR | TDP | TDRT | FG | PAT | PTS. |
| 49. | Reggie Bush | 2011-12 | 15 | 12 | 3 | 0 | 0 | 90 |
| | Charles Clay | 2011-14 | 15 | 1 | 14 | 0 | 0 | 90 |
| | Mark Higgs | 1990-94 | 15 | 14 | 0 | 1 | 0 | 90 |
| | Mike Wallace | 2013-14 | 15 | 0 | 15 | 0 | 0 | 90 |
| 53. | Jay Feely | 2007 | 0 | 0 | 0 | 0 | 21 | 89 |
| | Joe Nedney | 1996-97 | 0 | 0 | 0 | 0 | 18 | 89 |
| | Cody Parkey | 2017 | 0 | 0 | 0 | 0 | 21 | 89 |
| 56. | Tony Martin | 1989-93, 1999-2000 | 14 | 0 | 14 | 0 | 0 | 84 |
| | Delvin Williams | 1978-80 | 14 | 13 | 1 | 0 | 0 | 84 |
| 58. | Daniel Thomas | 2011-14 | 13 | 10 | 3 | 0 | 0 | 80# |
| 59. | Jimmy Cefalo | 1978-84 | 13 | 0 | 13 | 0 | 0 | 78 |
| | Brian Hartline | 2009-14 | 13 | 1 | 12 | 0 | 0 | 78 |
| | Joe Rose | 1980-85 | 13 | 0 | 13 | 0 | 0 | 78 |
| 62. | Jason Sanders | 2018 | 0 | 0 | 0 | 0 | 16 | 74 |
| 63. | Joe Auer | 1966-67 | 12 | 5 | 6 | 1 | 0 | 72 |
| | Woody Bennett | 1980-88 | 12 | 9 | 3 | 0 | 0 | 72 |
| | Davone Bess | 2008-12 | 12 | 0 | 12 | 0 | 0 | 72 |
| | Mark Ingram | 1993-94 | 12 | 0 | 12 | 0 | 0 | 72 |
| | Troy Stradford | 1987-90 | 12 | 10 | 2 | 0 | 0 | 72 |
| 68. | Marty Booker | 2004-07 | 11 | 0 | 11 | 0 | 0 | 70## |
| 69. | Karl Kremser | 1969-70 | 0 | 0 | 0 | 0 | 13 | 28 |
| 70. | Jay Fiedler | 2000-04 | 11 | 11 | 0 | 0 | 0 | 66 |
| 71. | Gene Mingo | 1966-67 | 0 | 0 | 0 | 0 | 11 | 32 |
| 72. | Ferrell Edmunds | 1988-92 | 10 | 0 | 10 | 0 | 0 | 60 |
| | Ted Ginn, Jr. | 2007-09 | 10 | 2 | 5 | 3 | 0 | 60 |
| | Travis Minor | 2001-06 | 10 | 8 | 1 | 1 | 0 | 60 |
| | Irving Spikes | 1994-97 | 10 | 8 | 2 | 0 | 0 | 60 |
| | David Woodley | 1980-83 | 10 | 9 | 1 | 0 | 0 | 60 |
| 77. | Jason Taylor | 1997-07, 2009, 2011 | 9 | 0 | 0 | 9 | 0 | 58** |
| 78. | Jay Ajayi | 2015-17 | 9 | 9 | 0 | 0 | 0 | 56# |
| 79. | Pete Johnson | 1984 | 9 | 9 | 0 | 0 | 0 | 54 |
| | Dan Marino | 1983-99 | 9 | 9 | 0 | 0 | 0 | 54 |
| | Brandon Marshall | 2010-11 | 9 | 0 | 9 | 0 | 0 | 54 |
| | Stan Mitchell | 1966-70 | 9 | 4 | 5 | 0 | 0 | 54 |
| | Tony Paige | 1990-92 | 9 | 3 | 6 | 0 | 0 | 54 |
| | DeVante Parker | 2015-18 | 9 | 0 | 9 | 0 | 0 | 54 |
| | James Pruitt | 1986-88, 1990-91 | 9 | 0 | 8 | 1 | 0 | 54 |
| | Freddie Solomon | 1975-77 | 9 | 1 | 5 | 3 | 0 | 54 |
| | Damien Williams | 2014-17 | 9 | 3 | 6 | 0 | 0 | 54 |
| 88. | Jimmy Keyes | 1968-69 | 0 | 0 | 0 | 0 | 7 | 30 |
| 89. | Troy Drayton | 1996-99 | 8 | 0 | 8 | 0 | 0 | 50# |
| | James McKnight | 2001-03 | 8 | 1 | 7 | 0 | 0 | 50# |
| 91. | Fred Banks | 1987-93 | 8 | 0 | 8 | 0 | 0 | 48 |
| | Gary Davis | 1976-79 | 8 | 7 | 1 | 0 | 0 | 48 |
| | Rishard Matthews | 2012-15 | 8 | 0 | 8 | 0 | 0 | 48 |
| | Sammy Morris | 2004-06 | 8 | 8 | 0 | 0 | 0 | 48 |
| | Stanley Pritchett | 1996-99 | 8 | 2 | 6 | 0 | 0 | 48 |
| | Dion Sims | 2013-16 | 8 | 0 | 8 | 0 | 0 | 48 |
| | Lamar Thomas | 1996-00 | 8 | 0 | 8 | 0 | 0 | 48 |
| 98. | Doug Moreau | 1966-69 | 6 | 0 | 6 | 0 | 1 | 6 |
| 99. | Marlin Briscoe | 1972-74 | 7 | 0 | 7 | 0 | 0 | 42 |
| | Jakeem Grant | 2016-18 | 7 | 0 | 4 | 3 | 0 | 42 |
| | Bob Griese | 1967-80 | 7 | 7 | 0 | 0 | 0 | 42 |
| | Rob Konrad | 1999-04 | 7 | 1 | 6 | 0 | 0 | 42 |
| | Larry Seiple | 1966-67 | 7 | 0 | 7 | 0 | 0 | 42 |
| 104. | Booth Lusteg | 1967 | 0 | 0 | 0 | 0 | 7 | 18 |
| 105. | Patrick Cobbs | 2006-10 | 6 | 2 | 4 | 0 | 0 | 36 |
| | Leroy Harris | 1977-78 | 6 | 6 | 0 | 0 | 0 | 36 |
| | Ryan Tannehill | 2012-18 | 6 | 6 | 0 | 0 | 0 | 36 |
| | Andre Tillman | 1975-78 | 6 | 0 | 6 | 0 | 0 | 36 |
| | Tommy Vigorito | 1981-85 | 6 | 2 | 2 | 2 | 0 | 36 |
| 110. | Andre Brown | 1989-90 | 5 | 0 | 5 | 0 | 0 | 30 |



ALL-TIME LEADERS

| SCORING | | | | | | | | |
|----------------------|------------------|----------|----------|----------|----------|----------|----------|-----------|
| PLAYER | YEARS | TD | TDR | TDP | TDRT | FG | PAT | PTS. |
| Lex Hilliard | 2009-11 | 5 | 2 | 2 | 1 | 0 | 0 | 30 |
| J.J. Johnson | 1999-01 | 5 | 5 | 0 | 0 | 0 | 0 | 30 |
| Reshad Jones | 2010-18 | 5 | 0 | 0 | 5 | 0 | 0 | 30 |
| David Martin | 2007-08 | 5 | 0 | 5 | 0 | 0 | 0 | 30 |
| Jed Weaver | 2000-02 | 5 | 0 | 5 | 0 | 0 | 0 | 30 |
| 116. Dick Anderson | 1968-77 | 4 | 0 | 0 | 4 | 0 | 0 | 24 |
| Fred Barnett | 1996-97 | 4 | 0 | 4 | 0 | 0 | 0 | 24 |
| Greg Baty | 1991-94 | 4 | 0 | 4 | 0 | 0 | 0 | 24 |
| Terrell Buckley | 1995-99, 2003 | 4 | 0 | 0 | 4 | 0 | 0 | 24 |
| Greg Camarillo | 2007-09 | 4 | 0 | 4 | 0 | 0 | 0 | 24 |
| Jordan Cameron | 2015-16 | 4 | 0 | 4 | 0 | 0 | 0 | 24 |
| Marv Fleming | 1970-74 | 4 | 0 | 4 | 0 | 0 | 0 | 24 |
| Brandon Gibson | 2013-14 | 4 | 0 | 4 | 0 | 0 | 0 | 24 |
| Jack Harper | 1967-68 | 4 | 1 | 3 | 0 | 0 | 0 | 24 |
| Randal Hill | 1991, 1995-96 | 4 | 0 | 4 | 0 | 0 | 0 | 24 |
| Cleo Lemon | 2005-07 | 4 | 4 | 0 | 0 | 0 | 0 | 24 |
| Marc Logan | 1989-91 | 4 | 2 | 0 | 2 | 0 | 0 | 24 |
| Leslie Shepherd | 2000 | 4 | 0 | 4 | 0 | 0 | 0 | 24 |
| Zach Thomas | 1996-07 | 4 | 0 | 0 | 4 | 0 | 0 | 24 |
| Derrius Thompson | 2003-04 | 4 | 0 | 4 | 0 | 0 | 0 | 24 |
| Albert Wilson | 2018 | 4 | 0 | 4 | 0 | 0 | 0 | 24 |
| 132. Willie Beecher | 1987 | 0 | 0 | 0 | 0 | 3 | 12 | 21 |
| 133. Eric Green | 1995 | 3 | 0 | 3 | 0 | 0 | 0 | 20# |
| Derek Hagan | 2006-08 | 3 | 0 | 3 | 0 | 0 | 0 | 20# |
| Jovorskie Lane | 2012 | 3 | 2 | 1 | 0 | 0 | 0 | 20# |
| Sam Madison | 1997-05 | 3 | 0 | 0 | 3 | 0 | 0 | 20* |
| 137. John Avery | 1998-99 | 3 | 2 | 1 | 0 | 0 | 0 | 18 |
| Jack Clancy | 1967-69 | 3 | 0 | 3 | 0 | 0 | 0 | 18 |
| Tony Franklin | 1988 | 0 | 0 | 0 | 0 | 4 | 6 | 18 |
| Samkon Gado | 2007 | 3 | 3 | 0 | 0 | 0 | 0 | 18 |
| Nick Giaquinto | 1980-81 | 3 | 0 | 2 | 1 | 0 | 0 | 18 |
| Hubert Ginn | 1970-75 | 3 | 3 | 0 | 0 | 0 | 0 | 18 |
| Shayne Graham | 2011 | 0 | 0 | 0 | 0 | 4 | 6 | 18 |
| Joey Haynos | 2008-09 | 3 | 0 | 3 | 0 | 0 | 0 | 18 |
| Frank Jackson | 1966-67 | 3 | 0 | 3 | 0 | 0 | 0 | 18 |
| Charles Jordan | 1996-98 | 3 | 0 | 3 | 0 | 0 | 0 | 18 |
| Mike Kozlowski | 1979-86 | 3 | 0 | 0 | 3 | 0 | 0 | 18 |
| Ronnie Lee | 1979-82, 1984-89 | 3 | 0 | 3 | 0 | 0 | 0 | 18 |
| Ray Lucas | 2001-02 | 3 | 3 | 0 | 0 | 0 | 0 | 18 |
| Loaird McCreary | 1976-78 | 3 | 0 | 3 | 0 | 0 | 0 | 18 |
| Lloyd Mumphord | 1969-74 | 3 | 0 | 0 | 3 | 0 | 0 | 18 |
| David Overstreet | 1983 | 3 | 1 | 2 | 0 | 0 | 0 | 18 |
| Justin Peelle | 2006-07 | 3 | 0 | 3 | 0 | 0 | 0 | 18 |
| Scott Schwedes | 1987-90 | 3 | 0 | 2 | 1 | 0 | 0 | 18 |
| Ronald Scott | 1987 | 3 | 3 | 0 | 0 | 0 | 0 | 18 |
| Otto Stowe | 1971-72 | 3 | 0 | 3 | 0 | 0 | 0 | 18 |
| Marcus Thigpen | 2012-13 | 3 | 0 | 1 | 2 | 0 | 0 | 18 |
| Julius Thomas | 2017 | 3 | 0 | 3 | 0 | 0 | 0 | 18 |
| 159. Matt Bryant | 2004 | 0 | 0 | 0 | 0 | 3 | 7 | 16 |
| Wes Welker | 2004-06 | 2 | 0 | 1 | 1 | 1 | 1 | 16 |
| 161. Tim Foley | 1970-80 | 2 | 0 | 0 | 2 | 0 | 0 | 14* |
| 162. Mel Baker | 1974 | 2 | 0 | 2 | 0 | 0 | 0 | 12 |
| Charlie Baumann | 1991 | 0 | 0 | 0 | 0 | 2 | 6 | 12 |
| Bob Baumhower | 1977-86 | 2 | 0 | 0 | 2 | 0 | 0 | 12 |
| Jim Braxton | 1978 | 2 | 2 | 0 | 0 | 0 | 0 | 12 |
| Leonte Carroo | 2016-17 | 2 | 0 | 2 | 0 | 0 | 0 | 12 |
| Gary Clark | 1995 | 2 | 0 | 2 | 0 | 0 | 0 | 12 |
| Cecil Collins | 1999 | 2 | 2 | 0 | 0 | 0 | 0 | 12 |
| Robert Edwards | 2002 | 2 | 1 | 1 | 0 | 0 | 0 | 12 |
| Bryan Gilmore | 2004-05 | 2 | 0 | 2 | 0 | 0 | 0 | 12 |
| Brent Grimes | 2013-15 | 2 | 0 | 0 | 2 | 0 | 0 | 12 |
| Abner Haynes | 1967 | 2 | 2 | 0 | 0 | 0 | 0 | 12 |



ALL-TIME LEADERS

| SCORING | | | | | | | | |
|-------------------------|------------------|----------|----------|----------|----------|----------|----------|-----------|
| PLAYER | YEARS | TD | TDR | TDP | TDRT | FG | PAT | PTS. |
| Chad Henne | 2008-11 | 2 | 2 | 0 | 0 | 0 | 0 | 12 |
| Eddie Hill | 1981-84 | 2 | 1 | 1 | 0 | 0 | 0 | 12 |
| Liffort Hobley | 1987-93 | 2 | 0 | 0 | 2 | 0 | 0 | 12 |
| Bobby Humphrey | 1992 | 2 | 1 | 1 | 0 | 0 | 0 | 12 |
| William Judson | 1982-89 | 2 | 0 | 0 | 2 | 0 | 0 | 12 |
| Dave Kocourek | 1966 | 2 | 0 | 2 | 0 | 0 | 0 | 12 |
| Donald Lee | 2003-04 | 2 | 0 | 2 | 0 | 0 | 0 | 12 |
| Kyle Mackey | 1987 | 2 | 2 | 0 | 0 | 0 | 0 | 12 |
| Brock Marion | 1998-03 | 2 | 0 | 0 | 2 | 0 | 0 | 12 |
| Don McNeal | 1980-89 | 2 | 0 | 0 | 2 | 0 | 0 | 12 |
| Jerris McPhail | 1996-97 | 2 | 1 | 1 | 0 | 0 | 0 | 12 |
| Scott Miller | 1991-96 | 2 | 0 | 1 | 1 | 0 | 0 | 12 |
| Gene Milton | 1968-69 | 2 | 0 | 1 | 1 | 0 | 0 | 12 |
| Marlon Moore | 2010-13 | 2 | 0 | 2 | 0 | 0 | 0 | 12 |
| Matt Moore | 2011-17 | 2 | 2 | 0 | 0 | 0 | 0 | 12 |
| Jeff Ogden | 2000-01 | 2 | 0 | 1 | 1 | 0 | 0 | 12 |
| Louis Oliver | 1989-93, 1995-96 | 2 | 0 | 0 | 2 | 0 | 0 | 12 |
| Ed Perry | 1997-04 | 2 | 0 | 2 | 0 | 0 | 0 | 12 |
| Sam Price | 1966-68 | 2 | 1 | 1 | 0 | 0 | 0 | 12 |
| Bo Roberson | 1966 | 2 | 0 | 2 | 0 | 0 | 0 | 12 |
| Terry Robiskie | 1980-81 | 2 | 2 | 0 | 0 | 0 | 0 | 12 |
| Bill Stanfill | 1969-76 | 2 | 0 | 0 | 2 | 0 | 0 | 12 |
| Jake Stoneburner | 2015 | 2 | 0 | 2 | 0 | 0 | 0 | 12 |
| Don Strock | 1974-87 | 2 | 2 | 0 | 0 | 0 | 0 | 12 |
| Patrick Surtain | 1998-04 | 2 | 0 | 0 | 2 | 0 | 0 | 12 |
| Troy Vincent | 1992-95 | 2 | 0 | 0 | 2 | 0 | 0 | 12 |
| Jimmy Warren | 1966-69 | 2 | 0 | 0 | 2 | 0 | 0 | 12 |
| Dick Westmoreland | 1966-69 | 2 | 0 | 0 | 2 | 0 | 0 | 12 |
| Stan Winfrey | 1975-77 | 2 | 1 | 1 | 0 | 0 | 0 | 12 |
| 202. Bill Gramatica | 2004 | 0 | 0 | 0 | 0 | 3 | 0 | 9 |
| 203. Walt Aikens | 2014-18 | 1 | 0 | 0 | 1 | 0 | 0 | 8^ |
| Kim Bokamper | 1977-85 | 1 | 0 | 0 | 1 | 0 | 0 | 8* |
| Aaron Craver | 1991-94 | 1 | 1 | 0 | 0 | 0 | 0 | 8# |
| Billy Joe | 1966 | 1 | 0 | 1 | 0 | 0 | 0 | 8# |
| Curtis Johnson | 1970-78 | 1 | 0 | 0 | 1 | 0 | 0 | 8* |
| 208. Will Allen | 2006-11 | 1 | 0 | 0 | 1 | 0 | 0 | 6 |
| Kiko Alonso | 2016-18 | 1 | 0 | 0 | 1 | 0 | 0 | 6 |
| Danny Amendola | 2018 | 1 | 0 | 1 | 0 | 0 | 0 | 6 |
| Jerome Baker | 2018 | 1 | 0 | 0 | 1 | 0 | 0 | 6 |
| John Beck | 2007-08 | 1 | 1 | 0 | 0 | 0 | 0 | 6 |
| Don Bessillieu | 1979-81 | 1 | 0 | 0 | 1 | 0 | 0 | 6 |
| Glenn Blackwood | 1979-87 | 1 | 0 | 0 | 1 | 0 | 0 | 6 |
| Tim Bowens | 1994-04 | 1 | 0 | 0 | 1 | 0 | 0 | 6 |
| J.B. Brown | 1989-96 | 1 | 0 | 0 | 1 | 0 | 0 | 6 |
| Bob Brudzinski | 1981-89 | 1 | 0 | 0 | 1 | 0 | 0 | 6 |
| Nick Buoniconti | 1969-76 | 1 | 0 | 0 | 1 | 0 | 0 | 6 |
| Kevin Burnett | 2011-12 | 1 | 0 | 0 | 1 | 0 | 0 | 6 |
| Brett Carolan | 1996 | 1 | 0 | 1 | 0 | 0 | 0 | 6 |
| Cris Carter | 2002 | 1 | 0 | 1 | 0 | 0 | 0 | 6 |
| Joe Carter | 1984-86 | 1 | 1 | 0 | 0 | 0 | 0 | 6 |
| Rick Casares | 1966 | 1 | 0 | 1 | 0 | 0 | 0 | 6 |
| Jesse Chatman | 2005, 2007 | 1 | 1 | 0 | 0 | 0 | 0 | 6 |
| Casey Cramer | 2008 | 1 | 0 | 1 | 0 | 0 | 0 | 6 |
| Bill Cronin | 1966 | 1 | 0 | 1 | 0 | 0 | 0 | 6 |
| Daunte Culpepper | 2006 | 1 | 1 | 0 | 0 | 0 | 0 | 6 |
| Vontae Davis | 2009-11 | 1 | 0 | 0 | 1 | 0 | 0 | 6 |
| Louis Delmas | 2014 | 1 | 0 | 0 | 1 | 0 | 0 | 6 |
| Vern Den Herder | 1971-82 | 1 | 0 | 1 | 0 | 0 | 0 | 6 |
| A.J. Derby | 2018 | 1 | 0 | 1 | 0 | 0 | 0 | 6 |
| Leland Douglas | 1987 | 1 | 0 | 1 | 0 | 0 | 0 | 6 |
| Bert Emanuel | 2000 | 1 | 0 | 1 | 0 | 0 | 0 | 6 |
| Frank Emanuel | 1966-69 | 1 | 0 | 0 | 1 | 0 | 0 | 6 |



ALL-TIME LEADERS

| SCORING | | | | | | | | |
|----------------------|------------------|----------|----------|----------|----------|----------|----------|----------|
| PLAYER | YEARS | TD | TDR | TDP | TDRT | FG | PAT | PTS. |
| Tom Erlandson | 1966-67 | 1 | 0 | 0 | 1 | 0 | 0 | 6 |
| David Fales | 2017 | 1 | 1 | 0 | 0 | 0 | 0 | 6 |
| A.J. Feeley | 2004-05 | 1 | 1 | 0 | 0 | 0 | 0 | 6 |
| Cortland Finnegan | 2014 | 1 | 0 | 0 | 1 | 0 | 0 | 6 |
| Trent Gamble | 2000-03 | 1 | 0 | 0 | 1 | 0 | 0 | 6 |
| Cookie Gilchrist | 1966 | 1 | 0 | 1 | 0 | 0 | 0 | 6 |
| Kerry Glenn | 1990-92 | 1 | 0 | 0 | 1 | 0 | 0 | 6 |
| Hunter Goodwin | 1999-01 | 1 | 0 | 1 | 0 | 0 | 0 | 6 |
| Frank Gore | 2018 | 1 | 0 | 1 | 0 | 0 | 0 | 6 |
| Vince Heflin | 1982-85 | 1 | 0 | 1 | 0 | 0 | 0 | 6 |
| Will Heller | 2005 | 1 | 0 | 1 | 0 | 0 | 0 | 6 |
| Renaldo Hill | 2006-08 | 1 | 0 | 0 | 1 | 0 | 0 | 6 |
| Sean Hill | 1994-96 | 1 | 0 | 0 | 1 | 0 | 0 | 6 |
| Trell Hooper | 1987 | 1 | 0 | 0 | 1 | 0 | 0 | 6 |
| Xavien Howard | 2016-18 | 1 | 0 | 0 | 1 | 0 | 0 | 6 |
| Steve Howell | 1979-81 | 1 | 1 | 0 | 0 | 0 | 0 | 6 |
| Ricky Isom | 1987 | 1 | 1 | 0 | 0 | 0 | 0 | 6 |
| Calvin Jackson | 1994-99 | 1 | 0 | 0 | 1 | 0 | 0 | 6 |
| Vestee Jackson | 1991-93 | 1 | 0 | 0 | 1 | 0 | 0 | 6 |
| Pete Jaquess | 1966-67 | 1 | 0 | 0 | 1 | 0 | 0 | 6 |
| Greg Jennings | 2015 | 1 | 0 | 1 | 0 | 0 | 0 | 6 |
| Pat Johnson | 1995 | 1 | 0 | 0 | 1 | 0 | 0 | 6 |
| Dominique Jones | 2016 | 1 | 0 | 1 | 0 | 0 | 0 | 6 |
| Robert Jones | 1998-00 | 1 | 0 | 0 | 1 | 0 | 0 | 6 |
| Nate Kaeding | 2012 | 0 | 0 | 0 | 0 | 1 | 3 | 6 |
| Chuck Klingbeil | 1991-95 | 1 | 0 | 0 | 1 | 0 | 0 | 6 |
| Bernie Kosar | 1994-96 | 1 | 1 | 0 | 0 | 0 | 0 | 6 |
| Michael Lehan | 2006-08 | 1 | 0 | 0 | 1 | 0 | 0 | 6 |
| Charles Leigh | 1971-74 | 1 | 1 | 0 | 0 | 0 | 0 | 6 |
| David Lewis | 1987 | 1 | 0 | 1 | 0 | 0 | 0 | 6 |
| Phillip Merling | 2008-11 | 1 | 0 | 0 | 1 | 0 | 0 | 6 |
| Koa Misi | 2010-17 | 1 | 0 | 0 | 1 | 0 | 0 | 6 |
| Kenny Mixon | 1998-01 | 1 | 0 | 0 | 1 | 0 | 0 | 6 |
| Knowshawn Moreno | 2014 | 1 | 1 | 0 | 0 | 0 | 0 | 6 |
| Earl Morrall | 1972-76 | 1 | 1 | 0 | 0 | 0 | 0 | 6 |
| Cliff Odom | 1990-93 | 1 | 0 | 0 | 1 | 0 | 0 | 6 |
| Nick O'Leary | 2018 | 1 | 0 | 1 | 0 | 0 | 0 | 6 |
| Chad Pennington | 2008-10 | 1 | 1 | 0 | 0 | 0 | 0 | 6 |
| Brett Perriman | 1997 | 1 | 0 | 1 | 0 | 0 | 0 | 6 |
| Lousaka Polite | 2008-10 | 1 | 1 | 0 | 0 | 0 | 0 | 6 |
| Derrick Pope | 2004-07 | 1 | 0 | 0 | 1 | 0 | 0 | 6 |
| Willie Richardson | 1970 | 1 | 0 | 1 | 0 | 0 | 0 | 6 |
| John Roderick | 1966-67 | 1 | 0 | 1 | 0 | 0 | 0 | 6 |
| Jake Scott | 1970-75 | 1 | 0 | 0 | 1 | 0 | 0 | 6 |
| Scott Secules | 1989-92 | 1 | 1 | 0 | 0 | 0 | 0 | 6 |
| Derrick Shelby | 2012-15 | 1 | 0 | 0 | 1 | 0 | 0 | 6 |
| Steve Slaton | 2011 | 1 | 1 | 0 | 0 | 0 | 0 | 6 |
| Gerald Small | 1978-83 | 1 | 0 | 0 | 1 | 0 | 0 | 6 |
| Willie Smith | 1987 | 1 | 0 | 1 | 0 | 0 | 0 | 6 |
| Brian Sochia | 1986-91 | 1 | 0 | 0 | 1 | 0 | 0 | 6 |
| Kory Sperry | 2009 | 1 | 0 | 1 | 0 | 0 | 0 | 6 |
| John Stofa | 1966-67, 1969-70 | 1 | 1 | 0 | 0 | 0 | 0 | 6 |
| John Tagliaferri | 1987 | 1 | 1 | 0 | 0 | 0 | 0 | 6 |
| Norris Thomas | 1977-79 | 1 | 0 | 0 | 1 | 0 | 0 | 6 |
| Thurman Thomas | 2000 | 1 | 0 | 1 | 0 | 0 | 0 | 6 |
| Bob Torrey | 1979 | 1 | 1 | 0 | 0 | 0 | 0 | 6 |
| Olivier Vernon | 2012-15 | 1 | 0 | 0 | 1 | 0 | 0 | 6 |
| Frank Wainright | 1995-98 | 1 | 0 | 1 | 0 | 0 | 0 | 6 |
| Fulton Walker | 1981-85 | 1 | 0 | 0 | 1 | 0 | 0 | 6 |
| Willie West | 1966-68 | 1 | 0 | 0 | 1 | 0 | 0 | 6 |
| Jarvis Williams | 1988-93 | 1 | 0 | 0 | 1 | 0 | 0 | 6 |
| Robert Wilson | 1994-96 | 1 | 0 | 1 | 0 | 0 | 0 | 6 |



ALL-TIME LEADERS

| | | SCORING | | | | | | |
|--------|---------------------|----------------|----------|----------|----------|----------|----------|-----------|
| PLAYER | YEARS | TD | TDR | TDP | TDRT | FG | PAT | PTS. |
| | Dick Wood | 1966 | 1 | 1 | 0 | 0 | 0 | 6 |
| 296. | Van Tiffin | 1987 | 0 | 0 | 0 | 0 | 4 | 4 |
| 297. | Charlie Anderson | 2008-09 | 0 | 0 | 0 | 0 | 0 | 2* |
| | Kevin Carter | 2005-06 | 0 | 0 | 0 | 0 | 0 | 2* |
| | Mike Charles | 1983-86 | 0 | 0 | 0 | 0 | 0 | 2* |
| | A.J. Duhe | 1977-84 | 0 | 0 | 0 | 0 | 0 | 2* |
| | Terrence Fede | 2014-17 | 0 | 0 | 0 | 0 | 0 | 2* |
| | Larry Gordon | 1976-82 | 0 | 0 | 0 | 0 | 0 | 2* |
| | Jermaine Haley | 2000-02 | 0 | 0 | 0 | 0 | 0 | 2* |
| | Reggie Howard | 2004-05 | 0 | 0 | 0 | 0 | 0 | 2* |
| | Sammy Knight | 2003-04 | 0 | 0 | 0 | 0 | 0 | 2* |
| | Senorise Perry | 2017 | 0 | 0 | 0 | 0 | 0 | 2* |
| | Don Reese | 1974-76 | 0 | 0 | 0 | 0 | 0 | 2* |
| | Cameron Wake | 2009-18 | 0 | 0 | 0 | 0 | 0 | 2* |
| | George Wilson | 1966 | 0 | 0 | 0 | 0 | 0 | 2# |

* — safety # — two point conversion ^ — defensive two point conversion

| | | INTERCEPTIONS | | | | | |
|--------|----------------------|---------------------|-----------|------------|-------------|-----------|----------|
| PLAYER | YEARS | NO. | YDS. | AVG. | LG | TD | |
| 1. | Jake Scott | 1970-75 | 35 | 425 | 12.1 | 47 | 0 |
| 2. | Dick Anderson | 1968-77 | 34 | 792 | 23.3 | 96t | 3 |
| 3. | Sam Madison | 1997-05 | 31 | 487 | 15.7 | 42 | 2 |
| 4. | Glenn Blackwood | 1979-87 | 29 | 398 | 13.7 | 50 | 1 |
| | Patrick Surtain | 1998-04 | 29 | 298 | 10.3 | 43 | 2 |
| 6. | Louis Oliver | 1989-93, 1995-96 | 24 | 569 | 23.7 | 103t | 2 |
| | Terrell Buckley | 1995-99, 2003 | 24 | 425 | 17.7 | 91t | 3 |
| | William Judson | 1982-89 | 24 | 368 | 15.3 | 61t | 2 |
| 9. | Gerald Small | 1978-83 | 23 | 378 | 16.4 | 46t | 1 |
| 10. | Curtis Johnson | 1970-78 | 22 | 190 | 8.6 | 34 | 0 |
| | Tim Foley | 1970-80 | 22 | 96 | 4.4 | 18 | 0 |
| 12. | Brock Marion | 1998-03 | 20 | 431 | 21.6 | 100t | 2 |
| | Reshad Jones | 2010-18 | 20 | 332 | 16.6 | 54 | 3 |
| 14. | Don McNeal | 1980-89 | 18 | 163 | 9.1 | 30 | 2 |
| 15. | Zach Thomas | 1996-07 | 17 | 170 | 10.0 | 34t | 4 |
| 16. | J.B. Brown | 1989-96 | 16 | 293 | 18.3 | 48 | 1 |
| 17. | Dick Westmoreland | 1966-69 | 15 | 231 | 15.4 | 42 | 2 |
| 18. | Troy Vincent | 1992-95 | 14 | 284 | 20.3 | 69 | 2 |
| | Jarvis Williams | 1988-93 | 14 | 216 | 15.4 | 42 | 1 |
| | Lloyd Mumphord | 1969-74 | 14 | 187 | 13.4 | 51 | 2 |
| | Lyle Blackwood | 1981-86 | 14 | 173 | 12.4 | 45 | 0 |
| | Earnie Rhone | 1975-84 | 14 | 110 | 7.9 | 16 | 0 |
| 23. | Brent Grimes | 2013-15 | 13 | 202 | 15.5 | 94t | 2 |
| | Willie West | 1966-68 | 13 | 180 | 13.8 | 32 | 0 |
| | Paul Lankford | 1982-91 | 13 | 89 | 6.8 | 44 | 0 |
| 26. | Charlie Babb | 1972-79 | 12 | 141 | 11.8 | 36 | 0 |
| | Brian Walker | 1997-98, 2000-01 | 12 | 92 | 7.7 | 31 | 0 |
| 28. | Xavien Howard | 2016-18 | 11 | 123 | 11.2 | 39 | 1 |
| | Jimmy Warren | 1966-69 | 11 | 247 | 22.5 | 70t | 1 |
| 30. | Vontae Davis | 2009-11 | 9 | 124 | 13.8 | 28 | 1 |
| 31. | Mike Kozlowski | 1979-86 | 8 | 172 | 21.5 | 38t | 2 |
| | Larry Gordon | 1976-82 | 8 | 121 | 15.1 | 36 | 0 |
| | Bob Matheson | 1971-79 | 8 | 111 | 13.9 | 34 | 0 |
| | Jason Taylor | 1997-07, 2009, 2011 | 8 | 110 | 13.8 | 51t | 3 |
| | Nick Buoniconti | 1969-76 | 8 | 89 | 11.1 | 24 | 0 |
| | Jason Allen | 2006-10 | 8 | 41 | 5.1 | 17 | 0 |
| 37. | Sammy Knight | 2003-04 | 7 | 130 | 18.6 | 70 | 0 |
| | Norris Thomas | 1977-79 | 7 | 115 | 16.4 | 53t | 1 |
| | Will Allen | 2006-11 | 7 | 114 | 16.3 | 32t | 1 |
| | André Goodman | 2006-08 | 7 | 76 | 10.9 | 55 | 0 |
| 41. | Renaldo Hill | 2006-08 | 6 | 91 | 15.2 | 24 | 0 |
| | Yeremiah Bell | 2004-11 | 6 | 89 | 14.8 | 29 | 0 |



ALL-TIME LEADERS

| INTERCEPTIONS | | | | | | | | |
|---------------|----------------------|------------------|----------|------------|-------------|------------|----------|--|
| PLAYER | YEARS | NO. | YDS. | AVG. | LG | TD | | |
| | Kim Bokamper | 1977-85 | 6 | 55 | 9.2 | 24t | 1 | |
| | John Bramlett | 1967-68 | 6 | 49 | 8.2 | 22 | 0 | |
| 45. | Bob Petrella | 1966-71 | 5 | 104 | 20.8 | 33 | 0 | |
| | Kiko Alonso | 2016-18 | 5 | 100 | 20.0 | 60t | 1 | |
| | Bud Brown | 1984-88 | 5 | 96 | 19.2 | 53 | 0 | |
| | Neal Colzie | 1979 | 5 | 86 | 17.2 | 56 | 0 | |
| | Mike Kolen | 1970-77 | 5 | 85 | 17.0 | 29 | 0 | |
| | Liffort Hobley | 1987-93 | 5 | 61 | 12.2 | 22 | 0 | |
| | Fulton Walker | 1981-85 | 5 | 61 | 12.2 | 30 | 0 | |
| | Arturo Freeman | 2000-04 | 5 | 59 | 11.8 | 47 | 0 | |
| | Sean Smith | 2009-12 | 5 | 56 | 11.2 | 31 | 0 | |
| | Bob Brudzinski | 1981-89 | 5 | 46 | 9.2 | 19 | 0 | |
| | Rick Volk | 1977-78 | 5 | 42 | 8.4 | 24 | 0 | |
| | Nolan Carroll | 2010-13 | 5 | 25 | 5.0 | 24 | 0 | |
| | Shawn Wooden | 1996-99, 2001-04 | 5 | 25 | 5.0 | 15 | 0 | |
| | Doug Swift | 1970-75 | 5 | 17 | 3.4 | 12 | 0 | |
| | Don Bessillieu | 1979-81 | 5 | 13 | 2.6 | 12 | 0 | |
| 60. | Calvin Jackson | 1994-99 | 4 | 105 | 26.3 | 61t | 1 | |
| | Lance Schulters | 2005, 2007 | 4 | 78 | 19.5 | 37 | 0 | |
| | Tom Erlandson | 1966-67 | 4 | 68 | 17.0 | 37 | 1 | |
| | Jimmy Wilson | 2011-14 | 4 | 57 | 14.3 | 31 | 0 | |
| | T.J. McDonald | 2017-18 | 4 | 48 | 12.0 | 31 | 0 | |
| | Frank Emanuel | 1966-69 | 4 | 46 | 12.5 | 24 | 0 | |
| | John Offerdahl | 1986-93 | 4 | 44 | 11.0 | 28 | 0 | |
| | Tim McKyer | 1990 | 4 | 40 | 10.0 | 21 | 0 | |
| | Randy Starks | 2008-14 | 4 | 33 | 8.3 | 18 | 0 | |
| | Chris Clemons | 2009-13 | 4 | 29 | 7.3 | 29 | 0 | |
| | Gene Atkins | 1994-96 | 4 | 24 | 6.0 | 18 | 0 | |
| | Mark Brown | 1983-88 | 4 | 18 | 4.5 | 13 | 0 | |
| | Michael Stewart | 1994-96 | 4 | 11 | 2.8 | 11 | 0 | |
| | Dimitri Patterson | 2012-13 | 4 | 7 | 1.8 | 3 | 0 | |
| | Bobby McCain | 2015-18 | 4 | 6 | 1.5 | 6 | 0 | |
| | Tony Lippett | 2015-17 | 4 | 0 | 0.0 | 0 | 0 | |
| 76. | Vestee Jackson | 1991-93 | 3 | 63 | 21.0 | 30t | 1 | |
| | Ed Taylor | 1979-82 | 3 | 55 | 18.3 | 44 | 0 | |
| | Rodney Thomas | 1988-90 | 3 | 52 | 17.3 | 48 | 0 | |
| | Bryan Cox | 1991-95 | 3 | 38 | 12.7 | 26 | 0 | |
| | Travares Tillman | 2005-07 | 3 | 38 | 12.7 | 22 | 0 | |
| | Wahoo McDaniel | 1966-68 | 3 | 35 | 11.7 | 20 | 0 | |
| | Derrick Rodgers | 1997-02 | 3 | 33 | 11.0 | 21 | 0 | |
| | Jerry Wilson | 1996-00 | 3 | 32 | 10.7 | 19 | 0 | |
| | Travis Daniels | 2005-07 | 3 | 31 | 10.3 | 29 | 0 | |
| | Steve Towle | 1975-80 | 3 | 30 | 10.0 | 16 | 0 | |
| | Pete Jaquess | 1966-67 | 3 | 27 | 9.0 | 27 | 1 | |
| | A.J. Duhe | 1977-84 | 3 | 18 | 6.0 | 11 | 0 | |
| | Ed Weisacosky | 1968-70 | 3 | 10 | 3.3 | 7 | 0 | |
| | Aubrey Beavers | 1994-95 | 3 | 8 | 2.7 | 8 | 0 | |
| | Nate Jones | 2008-09, 2011 | 3 | 0 | 0.0 | 0 | 0 | |
| 91. | Donovan Rose | 1986-87 | 2 | 63 | 31.5 | 36 | 0 | |
| | Bob Neff | 1966-68 | 2 | 54 | 27.0 | 22 | 0 | |
| | Rusty Chambers | 1976-80 | 2 | 53 | 26.5 | 49 | 0 | |
| | Dwight Hollier | 1992-99 | 2 | 47 | 23.5 | 36 | 0 | |
| | Walt Aikens | 2014-18 | 2 | 43 | 21.5 | 43 | 0 | |
| | Ken Ellis | 1976 | 2 | 40 | 20.0 | 40 | 0 | |
| | Bobby Harden | 1990-93 | 2 | 39 | 19.5 | 22 | 0 | |
| | Robert Sowell | 1983-85, 1987 | 2 | 36 | 18.0 | 29 | 0 | |
| | Bill Stanfill | 1969-76 | 2 | 32 | 16.0 | 17t | 2 | |
| | Kerry Glenn | 1990-92 | 2 | 31 | 15.5 | 31t | 1 | |
| | Jamar Fletcher | 2001-03 | 2 | 30 | 15.0 | 30 | 0 | |
| | Akin Ayodele | 2008-09 | 2 | 29 | 14.5 | 17 | 0 | |
| | Byron Maxwell | 2016-17 | 2 | 29 | 14.5 | 27 | 0 | |
| | Dannell Ellerbe | 2013-14 | 2 | 25 | 12.5 | 16 | 0 | |



ALL-TIME LEADERS

| INTERCEPTIONS | | | | | | |
|---------------------------|------------------|----------|-----------|-------------|------------|----------|
| PLAYER | YEARS | NO. | YDS. | AVG. | LG | TD |
| Henry Stuckey | 1972-74 | 2 | 25 | 12.5 | 21 | 0 |
| George Teague | 1997 | 2 | 25 | 12.5 | 23 | 0 |
| Tyrone Culver | 2008-09 | 2 | 24 | 12.0 | 23 | 0 |
| Derrick Shelby | 2012-15 | 2 | 24 | 12.0 | 22t | 1 |
| Joey Porter | 2007-08 | 2 | 19 | 9.5 | 14 | 0 |
| Isa Abdul-Quddus | 2016 | 2 | 16 | 8.0 | 9 | 0 |
| Tate Randle | 1987 | 2 | 16 | 8.0 | 11 | 0 |
| John McGeever | 1966 | 2 | 15 | 7.5 | 15 | 0 |
| Tom Beier | 1967, 1969 | 2 | 14 | 7.0 | 7 | 0 |
| Robert Jones | 1998-00 | 2 | 14 | 7.0 | 14t | 1 |
| Trell Hooper | 1987 | 2 | 11 | 5.5 | 11 | 0 |
| Benny Sapp | 2010-11 | 2 | 9 | 4.5 | 9 | 0 |
| Jeris White | 1974-76 | 2 | 4 | 2.0 | 4 | 0 |
| Tyrone Braxton | 1994 | 2 | 3 | 1.5 | 3 | 0 |
| Chris Green | 1991-94 | 2 | 0 | 0.0 | 0 | 0 |
| Derrick Pope | 2004-07 | 2 | 0 | 0.0 | 0 | 0 |
| 121. Louis Delmas | 2014 | 1 | 81 | 81.0 | 81t | 1 |
| Kenny Mixon | 1998-01 | 1 | 56 | 56.0 | 56t | 1 |
| Marvin Mitchell | 2011 | 1 | 55 | 55.0 | 55 | 0 |
| Jay Brophy | 1984-86 | 1 | 41 | 41.0 | 41 | 0 |
| Jared Odrick | 2010-14 | 1 | 39 | 39.0 | 39 | 0 |
| Zack Bowman | 2015 | 1 | 38 | 38.0 | 38 | 0 |
| Kevin Burnett | 2011-12 | 1 | 34 | 34.0 | 34t | 1 |
| Dean Brown | 1970 | 1 | 32 | 32.0 | 32 | 0 |
| Hugh Green | 1985-91 | 1 | 28 | 28.0 | 28 | 0 |
| Earl Faison | 1966 | 1 | 26 | 26.0 | 26 | 0 |
| Jerome Baker | 2018 | 1 | 25 | 25.0 | 25t | 1 |
| Phillip Merling | 2008-11 | 1 | 25 | 25.0 | 25t | 1 |
| Vern Den Herder | 1971-82 | 1 | 24 | 24.0 | 24 | 0 |
| Charles Cornelius | 1977-78 | 1 | 21 | 21.0 | 21 | 0 |
| Bob Bruggers | 1966-68 | 1 | 20 | 20.0 | 20 | 0 |
| Ralph Ortega | 1979-80 | 1 | 17 | 17.0 | 13 | 0 |
| Jordan Phillips | 2015-18 | 1 | 17 | 17.0 | 17 | 0 |
| Bacarri Rambo | 2016 | 1 | 17 | 17.0 | 17 | 0 |
| Ted Davis | 1970 | 1 | 15 | 15.0 | 15 | 0 |
| Karlos Dansby | 2010-12 | 1 | 14 | 14.0 | 14 | 0 |
| Minkah Fitzpatrick | 2018 | 1 | 14 | 14.0 | 14 | 0 |
| Rick Graf | 1987-90 | 1 | 14 | 14.0 | 14 | 0 |
| Shawn Lee | 1990-91 | 1 | 14 | 14.0 | 14 | 0 |
| Cameron Wake | 2009-18 | 1 | 12 | 12.0 | 12 | 0 |
| Mike Hull | 2015-18 | 1 | 8 | 8.0 | 8 | 0 |
| Richard Marshall | 2012 | 1 | 7 | 7.0 | 7 | 0 |
| Jackie Shipp | 1984-88 | 1 | 7 | 7.0 | 7 | 0 |
| Craig Veasey | 1993-94 | 1 | 7 | 7.0 | 7 | 0 |
| Reggie Howard | 2004-05 | 1 | 5 | 5.0 | 5 | 0 |
| Eric Kumerow | 1988-90 | 1 | 5 | 5.0 | 5 | 0 |
| Alex Moyer | 1985-86 | 1 | 4 | 4.0 | 4 | 0 |
| Greg Jeffries | 1999-00 | 1 | 3 | 3.0 | 3 | 0 |
| Jack Rudolph | 1966 | 1 | 3 | 3.0 | 3 | 0 |
| Chris Singleton | 1993-96 | 1 | 3 | 3.0 | 3 | 0 |
| Brendon Ayanbadejo | 2003-04 | 1 | 2 | 2.0 | 2 | 0 |
| Larry Ball | 1972-74, 1977-78 | 1 | 2 | 2.0 | 2 | 0 |
| Mike Charles | 1983-86 | 1 | 2 | 2.0 | 2 | 0 |
| Channing Crowder | 2005-10 | 1 | 2 | 2.0 | 2 | 0 |
| Mike Reichenbach | 1990-91 | 1 | 2 | 2.0 | 2 | 0 |
| Randall Edmunds | 1968-69 | 1 | 1 | 1.0 | 1 | 0 |
| Bruce Alexander | 1992-93 | 1 | 0 | 0.0 | 0 | 0 |
| Bob Baumhower | 1977-86 | 1 | 0 | 0.0 | 0 | 0 |
| Tim Bowens | 1994-04 | 1 | 0 | 0.0 | 0 | 0 |
| Jeff Cross | 1989-95 | 1 | 0 | 0.0 | 0 | 0 |
| Scott Galyon | 2000-02 | 1 | 0 | 0.0 | 0 | 0 |
| Jermaine Haley | 2000-02 | 1 | 0 | 0.0 | 0 | 0 |



ALL-TIME LEADERS/TOP 20 SEASON LEADERS

INTERCEPTIONS

| PLAYER | YEARS | NO. | YDS. | AVG. | LG | TD |
|-----------------|---------|-----|------|------|----|----|
| Neville Hewitt | 2015-17 | 1 | 0 | 0.0 | 0 | 0 |
| Sean Hill | 1994-96 | 1 | 0 | 0.0 | 0 | 0 |
| Mack Lamb | 1967-68 | 1 | 0 | 0.0 | 0 | 0 |
| Michael Lehan | 2006-08 | 1 | 0 | 0.0 | 0 | 0 |
| Darrell Malone | 1992-94 | 1 | 0 | 0.0 | 0 | 0 |
| Brice McCain | 2015 | 1 | 0 | 0.0 | 0 | 0 |
| Cliff Odom | 1990-93 | 1 | 0 | 0.0 | 0 | 0 |
| Muhammad Oliver | 1994 | 1 | 0 | 0.0 | 0 | 0 |
| Vern Roberson | 1977 | 1 | 0 | 0.0 | 0 | 0 |
| Bryant Salter | 1976 | 1 | 0 | 0.0 | 0 | 0 |
| Terrance Shaw | 2000 | 1 | 0 | 0.0 | 0 | 0 |
| Donnie Spragan | 2005-07 | 1 | 0 | 0.0 | 0 | 0 |
| R.J. Stanford | 2012-14 | 1 | 0 | 0.0 | 0 | 0 |
| Michael Thomas | 2013-17 | 1 | 0 | 0.0 | 0 | 0 |
| Reggie Torbor | 2008-09 | 1 | 0 | 0.0 | 0 | 0 |
| Jason Trusnik | 2011-14 | 1 | 0 | 0.0 | 0 | 0 |
| Jay Williams | 2002-04 | 1 | 0 | 0.0 | 0 | 0 |
| Jeff Zgonina | 2003-06 | 1 | 0 | 0.0 | 0 | 0 |
| Daryl Gardener | 1996-01 | 1 | -1 | -1.0 | -1 | 0 |

TOP 20 SEASON LEADERS

RUSHING YARDS

| NAME | YEAR | YARDS |
|------------------------|------|-------|
| 1. Ricky Williams | 2002 | 1,853 |
| 2. Ricky Williams | 2003 | 1,372 |
| 3. Jay Ajayi | 2016 | 1,272 |
| 4. Delvin Williams | 1978 | 1,258 |
| 5. Lamar Smith | 2000 | 1,139 |
| 6. Ricky Williams | 2009 | 1,121 |
| 7. Larry Csonka | 1972 | 1,117 |
| 8. Karim Abdul-Jabbar | 1996 | 1,116 |
| 9. Lamar Miller | 2014 | 1,099 |
| 10. Reggie Bush | 2011 | 1,086 |
| 11. Larry Csonka | 1971 | 1,051 |
| 12. Ronnie Brown | 2006 | 1,008 |
| 13. Larry Csonka | 1973 | 1,003 |
| 14. Mercury Morris | 1972 | 1,000 |
| 15. Reggie Bush | 2012 | 986 |
| 16. Lamar Smith | 2001 | 968 |
| 17. Karim Abdul-Jabbar | 1998 | 960 |
| 18. Mercury Morris | 1973 | 954 |
| 19. Ronnie Brown | 2008 | 916 |
| 20. Mark Higgs | 1992 | 915 |

PASSING YARDS

| NAME | YEAR | YARDS |
|--------------------------|------|-------|
| 1 Dan Marino | 1984 | 5,084 |
| 2 Dan Marino | 1986 | 4,746 |
| 3 Dan Marino | 1994 | 4,453 |
| 4 Dan Marino | 1988 | 4,434 |
| 5 Ryan Tannehill | 2015 | 4,208 |
| 6 Dan Marino | 1985 | 4,137 |
| 7 Dan Marino | 1992 | 4,116 |
| 8 Ryan Tannehill | 2014 | 4,045 |
| 9 Dan Marino | 1989 | 3,997 |
| 10 Dan Marino | 1991 | 3,970 |
| 11 Ryan Tannehill | 2013 | 3,913 |
| 12 Dan Marino | 1997 | 3,780 |
| 13 Dan Marino | 1995 | 3,668 |

| | | |
|--------------------------|------|-------|
| 14 Chad Pennington | 2008 | 3,653 |
| 15 Dan Marino | 1990 | 3,563 |
| 16 Dan Marino | 1998 | 3,497 |
| 17 Chad Henne | 2010 | 3,301 |
| 18 Ryan Tannehill | 2012 | 3,294 |
| 19 Jay Fiedler | 2001 | 3,290 |
| 20 Dan Marino | 1987 | 3,245 |

PASSING TOUCHDOWNS

| NAME | YEAR | TDs |
|-------------------------|------|-----|
| 1 Dan Marino | 1984 | 48 |
| 2 Dan Marino | 1986 | 44 |
| 3 Dan Marino | 1985 | 30 |
| Dan Marino | 1994 | 30 |
| 5 Dan Marino | 1988 | 28 |
| 6 Ryan Tannehill | 2014 | 27 |
| 7 Dan Marino | 1987 | 26 |
| 8 Dan Marino | 1991 | 25 |
| 9 Dan Marino | 1989 | 24 |
| Dan Marino | 1992 | 24 |
| Dan Marino | 1995 | 24 |
| Ryan Tannehill | 2013 | 24 |
| Ryan Tannehill | 2015 | 24 |
| 14 Dan Marino | 1998 | 23 |
| 15 Bob Griese | 1977 | 22 |
| 16 Bob Griese | 1968 | 21 |
| Dan Marino | 1990 | 21 |
| 18 Dan Marino | 1983 | 20 |
| Jay Fiedler | 2001 | 20 |
| 20 Bob Griese | 1971 | 19 |
| Chad Pennington | 2008 | 19 |
| Ryan Tannehill | 2016 | 19 |
| Jay Cutler | 2017 | 19 |

RECEPTIONS

| NAME | YEAR | REC |
|-----------------|------|-----|
| 1 Jarvis Landry | 2017 | 112 |
| 2 Jarvis Landry | 2015 | 110 |
| 3 Jarvis Landry | 2016 | 94 |



TOP 20 SEASON LEADERS

| | | | |
|----|----------------------|------|----|
| 4 | O.J. McDuffie | 1998 | 90 |
| 5 | Mark Clayton | 1988 | 86 |
| | Brandon Marshall | 2010 | 86 |
| 7 | Jarvis Landry | 2014 | 84 |
| 8 | Chris Chambers | 2005 | 82 |
| 9 | Brandon Marshall | 2011 | 81 |
| 10 | Davone Bess | 2010 | 79 |
| 11 | O.J. McDuffie | 1997 | 76 |
| | Davone Bess | 2009 | 76 |
| | Brian Hartline | 2013 | 76 |
| 14 | Terry Kirby (RB) | 1993 | 75 |
| 15 | O.J. McDuffie | 1996 | 74 |
| | Brian Hartline | 2012 | 74 |
| 17 | Mark Clayton | 1984 | 73 |
| | Irving Fryar | 1994 | 73 |
| | Randy McMichael (TE) | 2004 | 73 |
| | Mike Wallace | 2013 | 73 |

RECEIVING YARDS

| | NAME | YEAR | YARDS |
|----|------------------|------|-------|
| 1 | Mark Clayton | 1984 | 1,389 |
| 2 | Mark Duper | 1986 | 1,313 |
| 3 | Mark Duper | 1984 | 1,306 |
| 4 | Irving Fryar | 1994 | 1,270 |
| 5 | Brandon Marshall | 2011 | 1,214 |
| 6 | Jarvis Landry | 2015 | 1,157 |
| 7 | Mark Clayton | 1986 | 1,150 |
| 8 | Jarvis Landry | 2016 | 1,136 |
| 9 | Mark Clayton | 1988 | 1,129 |
| 10 | Chris Chambers | 2005 | 1,118 |
| 11 | Mark Duper | 1991 | 1,085 |
| 12 | Brian Hartline | 2012 | 1,083 |
| 13 | Mark Clayton | 1991 | 1,053 |
| 14 | O.J. McDuffie | 1998 | 1,050 |
| 15 | Tony Martin | 1999 | 1,037 |
| 16 | Brian Hartline | 2013 | 1,016 |
| 17 | Brandon Marshall | 2010 | 1,014 |
| 18 | Mark Clayton | 1989 | 1,011 |
| 19 | Irving Fryar | 1993 | 1,010 |
| 20 | Mark Duper | 1983 | 1,003 |

POINTS

| | NAME | YEAR | POINTS |
|-----|------------------|------|--------|
| 1. | Olindo Mare | 1999 | 144 |
| 2. | Caleb Sturgis | 2014 | 128 |
| 3. | Pete Stoyanovich | 1992 | 124 |
| 4. | Pete Stoyanovich | 1991 | 121 |
| 5. | Pete Stoyanovich | 1995 | 118 |
| 6. | Garo Yepremian | 1971 | 117 |
| | Olindo Mare | 1997 | 117 |
| | Olindo Mare | 2000 | 117 |
| 9. | Fuad Reveiz | 1985 | 116 |
| 10. | Garo Yepremian | 1972 | 115 |
| | Dan Carpenter | 2010 | 115 |
| 12. | Olindo Mare | 2002 | 114 |
| 13. | Garo Yepremian | 1973 | 113 |
| | Dan Carpenter | 2011 | 113 |
| 15. | Dan Carpenter | 2009 | 112 |
| 16. | Caleb Sturgis | 2013 | 111 |
| 17. | Uwe von Schamann | 1981 | 109 |
| | Pete Stoyanovich | 1993 | 109 |
| 19. | Mark Clayton | 1984 | 108 |
| | Olindo Mare | 2005 | 108 |

SACKS

| | NAME | YEAR | SACKS |
|-----|---------------------|-------------|-------------|
| 1. | Bill Stanfill | 1973 | 18.5 |
| | Jason Taylor | 2002 | 18.5 |
| 3. | Joey Porter | 2008 | 17.5 |
| 4. | Trace Armstrong | 2000 | 16.5 |
| 5. | Doug Betters | 1983 | 16.0 |
| 6. | Adewale Ogunleye | 2003 | 15.0 |
| | Cameron Wake | 2012 | 15.0 |
| 8. | Jason Taylor | 2000 | 14.5 |
| 9. | Doug Betters | 1984 | 14.0 |
| | Bryan Cox | 1992 | 14.0 |
| | Cameron Wake | 2010 | 14.0 |
| 12. | Jason Taylor | 2006 | 13.5 |
| 13. | Jason Taylor | 2003 | 13.0 |
| 14. | Trace Armstrong | 1996 | 12.0 |
| | Jason Taylor | 2005 | 12.0 |
| 16. | Jeff Cross | 1990 | 11.5 |
| | Olivier Vernon | 2013 | 11.5 |
| | Cameron Wake | 2014 | 11.5 |
| | Cameron Wake | 2016 | 11.5 |
| 20. | Mel Branch | 1968 | 11.0 |
| | Vern Den Herder | 1975 | 11.0 |
| | Jason Taylor | 2007 | 11.0 |

TACKLES

| | NAME | YEAR | TACKLES |
|-----|-----------------|------|---------|
| 1. | Steve Towle | 1976 | 217 |
| 2. | Zach Thomas | 2002 | 195 |
| 3. | Zach Thomas | 2003 | 184 |
| 4. | Zach Thomas | 1996 | 180 |
| | Zach Thomas | 2001 | 180 |
| 6. | Rusty Chambers | 1979 | 178 |
| 7. | Earnie Rhone | 1981 | 171 |
| 8. | Zach Thomas | 2004 | 168 |
| 9. | Zach Thomas | 1999 | 167 |
| 10. | Zach Thomas | 2005 | 166 |
| 11. | Zach Thomas | 2006 | 165 |
| 12. | Steve Towle | 1975 | 164 |
| 13. | Nick Buoniconti | 1973 | 162 |
| 14. | Zach Thomas | 1998 | 160 |
| 15. | Rusty Chambers | 1978 | 151 |
| 16. | Zach Thomas | 1997 | 149 |
| 17. | Bryan Cox | 1994 | 147 |
| 18. | Nick Buoniconti | 1972 | 146 |
| | Bob Baumhower | 1979 | 146 |
| 20. | Nick Buoniconti | 1970 | 145 |



DOLPHINS OUTSTANDING PERFORMANCES

| GAMES OF 300+ PASSING YARDS | | | | | | | | |
|-----------------------------|-----------------|------------------------|-----------|-----------|------------|----------|----------|------------|
| PLAYER | DATE | OPPONENT | ATT. | COMP. | YDS. | TD | INT. | LG |
| Dan Marino | 10/23/88 | N.Y. JETS | 60 | 35 | 521 | 3 | 5 | 56 |
| Dan Marino | 9/4/94 | NEW ENGLAND | 42 | 23 | 473 | 5 | 1 | 64t |
| Dan Marino | 12/2/84 | L.A. RAIDERS | 57 | 35 | 470 | 4 | 2 | 64 |
| Dan Marino | 10/1/95 | at Cincinnati | 48 | 33 | 450 | 2 | 1 | 58 |
| Dan Marino | 9/21/86 | at N.Y. Jets | 50 | 30 | 448 | 6 | 2 | 46t |
| Dan Marino | 9/25/94 | at Minnesota | 54 | 29 | 431 | 3 | 3 | 43 |
| Ryan Tannehill | 9/30/12 | at Arizona | 41 | 26 | 431 | 1 | 2 | 80t |
| Dan Marino | 9/30/84 | at St. Louis | 36 | 24 | 429 | 3 | 0 | 51 |
| Dan Marino | 9/24/89 | N.Y. JETS | 55 | 33 | 427 | 3 | 2 | 43t |
| Dan Marino | 11/4/84 | at N.Y. Jets | 42 | 23 | 422 | 2 | 2 | 54 |
| * Dan Marino | 12/30/95 | at Buffalo | 64 | 33 | 422 | 2 | 3 | 45t |
| * Dan Marino | 1/6/85 | PITTSBURGH | 32 | 21 | 421 | 4 | 1 | 41 |
| Chad Henne | 9/12/11 | New England | 49 | 30 | 416 | 2 | 1 | 31 |
| Joey Harrington | 10/22/06 | GREEN BAY | 62 | 33 | 414 | 2 | 3 | 44 |
| David Woodley | 10/25/81 | at Dallas | 37 | 21 | 408 | 3 | 5 | 69t |
| Dan Marino | 12/9/84 | at Indianapolis | 41 | 29 | 404 | 4 | 1 | 42 |
| Dan Marino | 11/16/86 | at Buffalo | 54 | 39 | 404 | 4 | 0 | 39 |
| Dan Marino | 12/12/88 | CLEVELAND | 50 | 30 | 404 | 4 | 3 | 46 |
| * Don Strock | 1/2/82 | SAN DIEGO | 43 | 29 | 403 | 4 | 1 | 50t |
| Dan Marino | 12/14/86 | at L.A. Rams | 46 | 29 | 403 | 5 | 1 | 69t |
| Ryan Tannehill | 12/21/14 | MINNESOTA | 47 | 35 | 396 | 4 | 1 | 41 |
| Dan Marino | 12/20/87 | WASHINGTON | 50 | 22 | 393 | 3 | 1 | 59t |
| Dan Marino | 10/10/99 | at Indianapolis | 38 | 25 | 393 | 2 | 0 | 62 |
| Dan Marino | 9/29/85 | at Denver | 43 | 25 | 390 | 3 | 0 | 73 |
| Dan Marino | 11/23/97 | at New England | 60 | 38 | 389 | 0 | 3 | 27 |
| Ryan Tannehill | 9/18/16 | at New England | 45 | 32 | 387 | 2 | 2 | 33 |
| Brock Osweiler | 10/14/18 | CHICAGO | 44 | 28 | 380 | 3 | 2 | 75t |
| Dan Marino | 12/13/87 | at Philadelphia | 39 | 25 | 376 | 3 | 1 | 54 |
| Dan Marino | 10/12/97 | at N.Y. Jets | 38 | 27 | 372 | 2 | 0 | 36t |
| Bernie Kosar | 10/15/95 | at New Orleans | 42 | 29 | 368 | 3 | 2 | 31t |
| Dan Marino | 12/9/90 | PHILADELPHIA | 54 | 27 | 365 | 2 | 0 | 37 |
| Steve DeBerg | 12/5/93 | N.Y. Giants | 41 | 26 | 365 | 1 | 2 | 44 |
| Chad Henne | 9/26/10 | N.Y. JETS | 44 | 26 | 363 | 2 | 1 | 40 |
| Dan Marino | 11/10/85 | N.Y. JETS | 37 | 21 | 362 | 3 | 3 | 60 |
| Gus Fרותte | 11/13/05 | NEW ENGLAND | 47 | 25 | 360 | 2 | 1 | 47 |
| Dan Marino | 11/6/88 | at New England | 51 | 29 | 359 | 1 | 2 | 32 |
| Dan Marino | 11/12/89 | at N.Y. Jets | 34 | 18 | 359 | 3 | 2 | 78t |
| Dan Marino | 11/27/94 | at N.Y. Jets | 44 | 31 | 359 | 4 | 2 | 28t |
| Ryan Tannehill | 9/20/15 | at Jacksonville | 44 | 30 | 359 | 2 | 0 | 48 |
| Dan Marino | 10/25/92 | INDIANAPOLIS | 45 | 25 | 355 | 2 | 3 | 48t |
| Dan Marino | 12/21/98 | DENVER | 38 | 23 | 355 | 4 | 1 | 56t |
| Dan Marino | 11/27/88 | at N.Y. Jets | 35 | 17 | 353 | 5 | 0 | 80t |
| Ryan Tannehill | 11/29/15 | at N.Y. Jets | 58 | 33 | 351 | 3 | 1 | 40 |
| Ryan Tannehill | 1/3/16 | NEW ENGLAND | 38 | 25 | 350 | 2 | 0 | 46 |
| Bob Griese | 11/20/78 | at Houston | 33 | 23 | 349 | 2 | 1 | 47 |
| Chad Henne | 12/20/09 | at Tennessee | 46 | 29 | 349 | 1 | 3 | 57 |
| Ryan Tannehill | 12/14/14 | at New England | 47 | 29 | 346 | 1 | 2 | 50 |
| Dan Marino | 12/8/85 | at Green Bay | 44 | 30 | 345 | 5 | 1 | 61 |
| Scott Mitchell | 10/31/93 | KANSAS CITY | 33 | 22 | 344 | 3 | 0 | 77t |
| Steve DeBerg | 12/13/93 | PITTSBURGH | 44 | 27 | 344 | 1 | 2 | 47 |
| Dan Marino | 12/3/95 | ATLANTA | 50 | 35 | 343 | 2 | 2 | 32 |
| Chad Pennington | 11/23/08 | NEW ENGLAND | 41 | 24 | 341 | 3 | 1 | 46 |
| Dan Marino | 12/17/84 | DALLAS | 40 | 23 | 340 | 4 | 2 | 63 |
| Dan Marino | 12/24/89 | KANSAS City | 47 | 28 | 339 | 3 | 1 | 35 |
| Dan Marino | 11/18/84 | at San Diego | 41 | 28 | 338 | 2 | 1 | 32 |
| Dan Marino | 10/12/86 | BUFFALO | 41 | 24 | 337 | 1 | 1 | 39 |
| Chad Henne | 12/6/09 | NEW ENGLAND | 52 | 29 | 335 | 2 | 1 | 29 |
| Dan Marino | 10/22/89 | GREEN BAY | 37 | 24 | 333 | 2 | 2 | 61 |
| Dan Marino | 11/12/95 | NEW ENGLAND | 37 | 27 | 333 | 2 | 2 | 31t |
| Dan Marino | 11/1/87 | PITTSBURGH | 31 | 25 | 332 | 4 | 2 | 50t |
| Ryan Tannehill | 12/1/13 | at N.Y. Jets | 43 | 28 | 331 | 2 | 1 | 31t |
| Dan Marino | 11/17/85 | at Indianapolis | 37 | 22 | 330 | 1 | 0 | 42 |



DOLPHINS OUTSTANDING PERFORMANCES

| GAMES OF 300+ PASSING YARDS | | | | | | | | |
|-----------------------------|-----------------|------------------------|-----------|-----------|------------|----------|----------|------------|
| PLAYER | DATE | OPPONENT | ATT. | COMP. | YDS. | TD | INT. | LG |
| Dan Marino | 9/15/85 | INDIANAPOLIS | 48 | 29 | 329 | 2 | 0 | 26 |
| Dan Marino | 10/16/88 | SAN DIEGO | 45 | 26 | 329 | 1 | 0 | 51 |
| Ryan Tannehill | 12/27/15 | INDIANAPOLIS | 38 | 26 | 329 | 0 | 1 | 49 |
| Jay Fiedler | 12/28/03 | N.Y. JETS | 29 | 21 | 328 | 1 | 1 | 59 |
| Bob Griese | 9/14/69 | at Cincinnati | 39 | 19 | 327 | 1 | 2 | 50 |
| Dan Marino | 11/18/91 | BUFFALO | 42 | 23 | 326 | 2 | 2 | 41 |
| Dan Marino | 9/7/97 | TENNESSEE | 43 | 24 | 324 | 0 | 0 | 50 |
| * Dan Marino | 1/12/91 | at Buffalo | 49 | 23 | 323 | 3 | 2 | 64t |
| Dan Marino | 10/12/98 | at Jacksonville | 49 | 30 | 323 | 2 | 1 | 28 |
| Don Strock | 12/15/79 | N.Y. JETS | 41 | 26 | 322 | 1 | 2 | 38 |
| Dan Marino | 10/9/83 | BUFFALO | 29 | 19 | 322 | 3 | 2 | 63 |
| Dan Marino | 9/14/92 | at Cleveland | 35 | 25 | 322 | 1 | 0 | 47 |
| Dan Marino | 12/27/99 | N.Y. JETS | 52 | 29 | 322 | 3 | 3 | 32t |
| Chad Henne | 12/27/09 | HOUSTON | 55 | 35 | 322 | 1 | 1 | 35 |
| Dan Marino | 10/14/84 | HOUSTON | 32 | 25 | 321 | 3 | 0 | 32 |
| Dan Marino | 10/6/91 | at New England | 38 | 25 | 321 | 2 | 0 | 34 |
| Dan Marino | 11/16/92 | BUFFALO | 33 | 22 | 321 | 2 | 1 | 55 |
| Dan Marino | 12/13/98 | N.Y. JETS | 57 | 30 | 321 | 1 | 1 | 31 |
| Dan Marino | 12/27/98 | at Atlanta | 36 | 21 | 320 | 1 | 2 | 50 |
| Jay Fiedler | 12/22/01 | at New England | 37 | 21 | 320 | 1 | 0 | 44 |
| Ryan Tannehill | 9/15/13 | at Indianapolis | 34 | 23 | 319 | 1 | 0 | 67 |
| Ryan Tannehill | 9/25/16 | Cleveland | 39 | 25 | 319 | 3 | 2 | 42t |
| ** Dan Marino | 1/20/85 | vs. San Francisco | 50 | 29 | 318 | 1 | 2 | 30 |
| Trent Green | 9/23/07 | at N.Y. Jets | 36 | 23 | 318 | 1 | 1 | 43 |
| Dan Marino | 10/21/84 | at New England | 39 | 24 | 316 | 4 | 1 | 28 |
| Cleo Lemon | 12/16/07 | BALTIMORE | 39 | 23 | 315 | 1 | 0 | 64t |
| Chad Pennington | 10/26/08 | BALTIMORE | 30 | 22 | 314 | 1 | 0 | 64 |
| Dan Marino | 12/5/99 | INDIANAPOLIS | 38 | 24 | 313 | 3 | 1 | 33t |
| Dan Marino | 11/20/94 | at Pittsburgh | 45 | 31 | 312 | 1 | 1 | 45 |
| Ryan Tannehill | 12/15/13 | NEW ENGLAND | 37 | 25 | 312 | 3 | 0 | 39t |
| Dan Marino | 9/2/84 | at Washington | 28 | 21 | 311 | 5 | 0 | 74 |
| Dan Marino | 12/4/94 | BUFFALO | 42 | 25 | 311 | 3 | 3 | 45t |
| Jay Cutler | 11/5/17 | Oakland | 42 | 34 | 311 | 3 | 0 | 27 |
| Dan Marino | 12/7/97 | DETROIT | 39 | 24 | 310 | 2 | 1 | 27t |
| Jay Fiedler | 9/29/02 | at Kansas City | 45 | 29 | 310 | 1 | 4 | 38 |
| Ryan Tannehill | 11/24/13 | CAROLINA | 42 | 28 | 310 | 1 | 1 | 57 |
| David Woodley | 9/27/81 | at Baltimore | 30 | 19 | 309 | 2 | 0 | 48 |
| John Stofa | 12/18/66 | HOUSTON | 38 | 22 | 307 | 4 | 2 | 48t |
| Dan Marino | 12/1/91 | TAMPA BAY | 32 | 20 | 307 | 2 | 0 | 51 |
| Chad Henne | 11/28/10 | at Oakland | 30 | 17 | 307 | 2 | 1 | 57t |
| Ryan Tannehill | 10/6/13 | BALTIMORE | 40 | 21 | 307 | 1 | 0 | 49 |
| Ryan Tannehill | 11/8/15 | at Buffalo | 35 | 26 | 307 | 0 | 0 | 46 |
| Bob Griese | 10/17/76 | KANSAS CITY | 35 | 25 | 306 | 1 | 2 | 39 |
| Chad Henne | 10/4/10 | NEW ENGLAND | 38 | 28 | 305 | 2 | 3 | 28t |
| Dan Marino | 12/4/88 | INDIANAPOLIS | 32 | 26 | 304 | 3 | 1 | 55 |
| Dan Marino | 11/30/86 | ATLANTA | 40 | 20 | 303 | 2 | 4 | 54t |
| Dan Marino | 10/25/87 | BUFFALO | 36 | 24 | 303 | 4 | 0 | 25t |
| A.J. Feeley | 12/5/04 | BUFFALO | 51 | 25 | 303 | 3 | 5 | 36 |
| Dan Marino | 10/20/85 | TAMPA BAY | 39 | 27 | 302 | 3 | 1 | 42 |
| Dan Marino | 9/28/86 | SAN FRANCISCO | 46 | 27 | 301 | 1 | 4 | 24 |
| Dan Marino | 12/10/89 | NEW ENGLAND | 32 | 21 | 300 | 0 | 1 | 36 |
| Ryan Tannehill | 10/29/15 | at New England | 44 | 28 | 300 | 0 | 2 | 29 |

* Playoff game

** Super Bowl



DOLPHINS OUTSTANDING PERFORMANCES

GAMES OF 100+ RECEIVING YARDS

| PLAYER | DATE | OPPONENT | NO. | YDS. | TD | LG |
|-----------------------|-----------------|-------------------|----------|------------|----------|------------|
| Brian Hartline | 9/30/12 | at Arizona | 12 | 253 | 1 | 80t |
| Chris Chambers | 12/4/05 | BUFFALO | 15 | 238 | 1 | 57 |
| Mark Duper | 11/10/85 | N.Y. JETS | 8 | 217 | 2 | 60t |
| Irving Fryar | 9/4/94 | NEW ENGLAND | 5 | 211 | 3 | 54t |
| Nat Moore | 10/4/81 | N.Y. JETS | 7 | 210 | 2 | 52 |
| Mark Duper | 10/9/83 | BUFFALO | 7 | 202 | 2 | 63 |
| Duriel Harris | 10/28/79 | GREEN BAY | 10 | 180 | 1 | 37t |
| Kenny Stills | 11/19/17 | TAMPA BAY | 7 | 180 | 1 | 61t |
| Mark Duper | 9/2/84 | at Washington | 6 | 178 | 2 | 74t |
| Mark Clayton | 12/2/84 | L.A. RAIDERS | 9 | 177 | 2 | 64t |
| Ted Ginn, Jr. | 10/26/08 | BUFFALO | 7 | 175 | 0 | 64 |
| Mark Clayton | 9/21/86 | at N.Y. Jets | 8 | 174 | 1 | 42 |
| Mark Duper | 9/23/84 | INDIANAPOLIS | 7 | 173 | 2 | 80t |
| Mark Duper | 12/20/87 | WASHINGTON | 6 | 170 | 3 | 59t |
| Tony Martin | 10/10/99 | at Indianapolis | 10 | 166 | 1 | 40 |
| Brandon Marshall | 9/26/10 | N.Y. JETS | 10 | 166 | 1 | 40 |
| Duriel Harris | 10/25/81 | at Dallas | 6 | 165 | 0 | 45 |
| Jarvis Landry | 11/29/15 | at N.Y. Jets | 13 | 165 | 1 | 40 |
| Jimmy Cefalo | 10/25/81 | at Dallas | 5 | 164 | 1 | 69t |
| Mark Duper | 9/30/84 | at St. Louis | 8 | 164 | 0 | 51 |
| Bo Roberson | 12/4/66 | at Denver | 6 | 161 | 0 | 71 |
| Irving Fryar | 9/25/94 | at Minnesota | 6 | 160 | 0 | 43 |
| Paul Warfield | 11/14/71 | PITTSBURGH | 3 | 158 | 3 | 86t |
| Mark Duper | 11/4/84 | at N.Y. Jets | 7 | 155 | 0 | 54 |
| Albert Wilson | 10/14/18 | CHICAGO | 6 | 155 | 2 | 75t |
| Mark Duper | 9/21/86 | at N.Y. Jets | 7 | 154 | 2 | 46t |
| * O.J. McDuffie | 12/30/95 | at Buffalo | 11 | 154 | 1 | 31 |
| Mark Clayton | 10/23/88 | N.Y. JETS | 10 | 153 | 2 | 45t |
| Oronde Gadsden | 12/27/98 | at Atlanta | 9 | 153 | 0 | 50 |
| Chris Chambers | 12/28/03 | N.Y. JETS | 9 | 153 | 1 | 24 |
| Mark Clayton | 12/17/84 | DALLAS | 4 | 150 | 3 | 63t |
| * Mark Duper | 1/6/85 | PITTSBURGH | 5 | 148 | 2 | 41t |
| Terry Kirby | 12/19/93 | Buffalo | 9 | 148 | 1 | 30t |
| Paul Warfield | 9/19/71 | at Denver | 6 | 146 | 1 | 36 |
| Chris Chambers | 1/2/05 | at Baltimore | 4 | 146 | 1 | 76t |
| Duriel Harris | 11/8/81 | at New England | 8 | 145 | 0 | 55 |
| Mark Duper | 12/14/86 | at L.A. Rams | 5 | 145 | 3 | 69t |
| Nat Moore | 12/17/77 | BUFFALO | 5 | 144 | 1 | 67 |
| Mark Clayton | 9/30/84 | at St. Louis | 5 | 143 | 1 | 42 |
| Mark Clayton | 9/7/86 | at San Diego | 5 | 143 | 2 | 49t |
| Brandon Marshall | 12/24/11 | at New England | 6 | 143 | 1 | 47 |
| Otto Stowe | 11/27/72 | ST. LOUIS | 6 | 140 | 2 | 37t |
| * Paul Warfield | 12/25/71 | at Kansas City | 7 | 140 | 0 | 42 |
| Paul Warfield | 11/17/74 | BUFFALO | 4 | 139 | 1 | 54 |
| Fred Barnett | 12/8/96 | N.Y. GIANTS | 4 | 139 | 0 | 66 |
| Brandon Marshall | 9/12/11 | New England | 7 | 139 | 0 | 31 |
| Mark Clayton | 9/1/91 | at Buffalo | 6 | 138 | 2 | 43t |
| Chris Chambers | 12/15/02 | OAKLAND | 7 | 138 | 0 | 40 |
| Patrick Cobbs | 10/12/08 | at Houston | 3 | 138 | 2 | 80t |
| O.J. McDuffie | 10/27/97 | CHICAGO | 7 | 137 | 0 | 55 |
| Lamar Thomas | 12/21/98 | DENVER | 6 | 136 | 3 | 56t |
| O.J. McDuffie | 9/7/97 | TENNESSEE | 8 | 135 | 0 | 50 |
| Jarvis Landry | 9/18/16 | at New England | 10 | 135 | 0 | 33 |
| Mark Duper | 10/30/83 | L.A. RAMS | 7 | 134 | 1 | 46t |
| Mark Duper | 12/9/91 | CINCINNATI | 7 | 134 | 1 | 43t |
| DeVante Parker | 10/25/18 | at Houston | 6 | 134 | 0 | 46 |
| Paul Warfield | 12/10/72 | at N.Y. Giants | 4 | 132 | 1 | 44 |
| Mark Duper | 10/23/88 | N.Y. JETS | 6 | 132 | 0 | 56 |
| O.J. McDuffie | 11/8/98 | INDIANAPOLIS | 9 | 132 | 2 | 61t |
| Mark Duper | 10/15/89 | at Cincinnati | 5 | 129 | 0 | 41 |
| Davone Bess | 11/25/12 | Seattle | 7 | 129 | 0 | 39 |
| Bo Roberson | 9/18/66 | at Buffalo | 5 | 128 | 1 | 54t |



DOLPHINS OUTSTANDING PERFORMANCES

GAMES OF 100+ RECEIVING YARDS

| PLAYER | DATE | OPPONENT | NO. | YDS. | TD | LG |
|------------------|----------|------------------|-----|------|----|-----|
| Marlin Briscoe | 11/12/72 | NEW ENGLAND | 4 | 128 | 2 | 51t |
| Mark Clayton | 12/3/89 | at Kansas City | 9 | 128 | 1 | 47 |
| Chris Chambers | 10/24/04 | ST. LOUIS | 3 | 128 | 1 | 71t |
| Duriel Harris | 10/9/77 | at Baltimore | 4 | 127 | 0 | 47 |
| Nat Moore | 9/30/79 | at N.Y. Jets | 8 | 127 | 1 | 36 |
| Mark Clayton | 12/9/84 | at Indianapolis | 9 | 127 | 1 | 32 |
| Brandon Marshall | 10/17/10 | at Green Bay | 10 | 127 | 0 | 23 |
| Brian Hartline | 12/1/13 | at N.Y. Jets | 9 | 127 | 1 | 31t |
| Mike Wallace | 11/24/13 | CAROLINA | 5 | 127 | 1 | 57 |
| Jack Clancy | 12/3/67 | at Houston | 7 | 126 | 1 | 44t |
| * Paul Warfield | 1/2/72 | BALTIMORE | 2 | 125 | 1 | 75t |
| Mark Clayton | 11/12/89 | at N.Y. Jets | 4 | 125 | 1 | 78t |
| Mark Duper | 10/7/90 | N.Y. JETS | 5 | 125 | 2 | 69t |
| Howard Twilley | 11/3/68 | at San Diego | 7 | 124 | 1 | 38 |
| Nat Moore | 10/10/76 | at Baltimore | 3 | 124 | 1 | 67t |
| Chris Chambers | 12/22/01 | at New England | 7 | 124 | 0 | 44 |
| Mark Duper | 9/13/87 | at New England | 9 | 123 | 2 | 26 |
| Oronde Gadsden | 10/10/99 | at Indianapolis | 4 | 123 | 1 | 62 |
| Marty Booker | 10/10/04 | at New England | 7 | 123 | 0 | 45 |
| Davone Bess | 9/30/12 | at Arizona | 7 | 123 | 0 | 21 |
| Paul Warfield | 10/10/70 | at N.Y. Jets | 5 | 122 | 1 | 40 |
| Mark Clayton | 11/3/85 | at New England | 7 | 122 | 0 | 39 |
| Mark Clayton | 10/29/89 | at Buffalo | 7 | 122 | 1 | 44t |
| Mel Baker | 12/15/74 | NEW ENGLAND | 4 | 121 | 2 | 46t |
| Nat Moore | 9/23/79 | CHICAGO | 5 | 121 | 0 | 36 |
| Mark Duper | 11/20/83 | BALTIMORE | 5 | 121 | 1 | 85t |
| O.J. McDuffie | 10/20/96 | at Philadelphia | 7 | 121 | 2 | 36 |
| Chris Chambers | 12/11/05 | at San Diego | 8 | 121 | 2 | 35t |
| Chris Chambers | 12/3/06 | JACKSONVILLE | 8 | 121 | 0 | 46 |
| Paul Warfield | 10/3/70 | OAKLAND | 3 | 120 | 2 | 54t |
| Tony Nathan | 9/29/85 | at Denver | 10 | 120 | 0 | 73 |
| Tony Martin | 9/10/00 | at Minnesota | 6 | 120 | 0 | 44 |
| Rishard Matthews | 11/11/13 | at Tampa Bay | 11 | 120 | 2 | 19t |
| Jarvis Landry | 9/25/16 | Cleveland | 7 | 120 | 1 | 42t |
| Duriel Harris | 11/18/79 | at Cleveland | 4 | 119 | 0 | 51 |
| Fred Banks | 12/10/89 | NEW ENGLAND | 6 | 119 | 0 | 36 |
| Oronde Gadsden | 10/23/00 | at N.Y. Jets | 7 | 119 | 0 | 29 |
| Tony Nathan | 9/28/80 | NEW ORLEANS | 7 | 118 | 0 | 22 |
| Mark Duper | 10/16/88 | SAN DIEGO | 7 | 118 | 1 | 51 |
| Fred Banks | 12/12/88 | CLEVELAND | 6 | 118 | 0 | 46 |
| * O.J. McDuffie | 1/9/99 | at Denver | 9 | 118 | 0 | 23 |
| Tony Martin | 10/17/99 | at New England | 7 | 118 | 1 | 69t |
| Chris Chambers | 9/7/03 | HOUSTON | 7 | 118 | 2 | 57t |
| Duriel Harris | 9/9/79 | SEATTLE | 5 | 117 | 0 | 51 |
| * Mark Duper | 12/31/83 | SEATTLE | 9 | 117 | 1 | 32t |
| Ferrell Edmunds | 11/27/88 | at N.Y. Jets | 2 | 117 | 1 | 80t |
| Mark Ingram | 11/27/94 | at N.Y. Jets | 9 | 117 | 4 | 28t |
| Davone Bess | 12/6/09 | NEW ENGLAND | 10 | 117 | 1 | 19 |
| Duriel Harris | 11/12/76 | BALTIMORE | 5 | 116 | 0 | 44 |
| Duriel Harris | 11/25/79 | at Baltimore | 7 | 116 | 2 | 31t |
| Mark Clayton | 11/27/88 | at N.Y. Jets | 7 | 116 | 2 | 31t |
| Oronde Gadsden | 11/25/01 | at Buffalo | 8 | 116 | 0 | 42 |
| Mark Duper | 11/30/86 | ATLANTA | 4 | 115 | 1 | 54t |
| Marty Booker | 11/23/06 | at Detroit | 7 | 115 | 2 | 48 |
| Mike Wallace | 9/15/13 | at Indianapolis | 9 | 115 | 1 | 34 |
| Rishard Matthews | 9/20/15 | at Jacksonville | 6 | 115 | 0 | 48 |
| Jack Clancy | 11/19/67 | at Oakland | 8 | 114 | 0 | 39 |
| Nat Moore | 9/25/77 | at San Francisco | 3 | 114 | 2 | 73t |
| Duriel Harris | 11/30/81 | PHILADELPHIA | 9 | 114 | 1 | 39 |
| * Tony Nathan | 1/2/82 | SAN DIEGO | 9 | 114 | 1 | 32 |
| Freddie Solomon | 12/5/76 | BUFFALO | 5 | 114 | 1 | 53t |
| * Tony Nathan | 1/6/85 | PITTSBURGH | 8 | 114 | 0 | 30 |



DOLPHINS OUTSTANDING PERFORMANCES

GAMES OF 100+ RECEIVING YARDS

| PLAYER | DATE | OPPONENT | NO. | YDS. | TD | LG |
|------------------|----------|-----------------|-----|------|----|-----|
| Oronde Gadsden | 1/2/00 | at Washington | 9 | 114 | 1 | 26 |
| Brian Hartline | 9/8/13 | at Cleveland | 9 | 114 | 1 | 34t |
| Charles Clay | 12/21/14 | MINNESOTA | 6 | 114 | 0 | 41 |
| Joe Auer | 9/17/67 | DENVER | 2 | 113 | 1 | 68t |
| Marlin Briscoe | 9/15/74 | at New England | 9 | 113 | 1 | 20 |
| Nat Moore | 11/2/75 | at Chicago | 4 | 113 | 1 | 79t |
| Mark Duper | 9/24/89 | N.Y. JETS | 6 | 113 | 0 | 26 |
| * Mark Duper | 1/12/91 | at Buffalo | 3 | 113 | 1 | 64t |
| Irving Fryar | 11/20/94 | at Pittsburgh | 6 | 113 | 0 | 45 |
| Irving Fryar | 9/10/95 | at New England | 3 | 113 | 2 | 67t |
| Chris Chambers | 11/11/01 | at Indianapolis | 3 | 113 | 2 | 74t |
| Rishard Matthews | 9/27/15 | BUFFALO | 6 | 113 | 2 | 46t |
| Irving Fryar | 11/13/94 | CHICAGO | 9 | 112 | 0 | 21 |
| James McKnight | 11/24/02 | SAN DIEGO | 3 | 111 | 1 | 77 |
| Davone Bess | 11/28/10 | at Oakland | 6 | 111 | 0 | 29 |
| Greg Camarillo | 11/2/08 | at Denver | 11 | 111 | 0 | 23 |
| Brian Hartline | 9/16/12 | Oakland | 9 | 111 | 0 | 21 |
| Jarvis Landry | 12/27/15 | Indianapolis | 7 | 111 | 0 | 26 |
| Frank Jackson | 12/18/66 | HOUSTON | 4 | 110 | 1 | 48t |
| Mark Clayton | 10/7/84 | at Pittsburgh | 5 | 110 | 0 | 33 |
| Mark Duper | 11/2/86 | HOUSTON | 2 | 110 | 1 | 85t |
| Jim Jensen | 11/6/88 | at New England | 12 | 110 | 0 | 17 |
| Scott Schwedes | 12/18/88 | at Pittsburgh | 4 | 110 | 0 | 42 |
| Tony Martin | 10/4/93 | Washington | 4 | 110 | 1 | 80t |
| Irving Fryar | 12/4/94 | BUFFALO | 5 | 110 | 2 | 45t |
| Irving Fryar | 9/3/95 | N.Y. JETS | 5 | 110 | 2 | 50t |
| O.J. McDuffie | 11/23/97 | at New England | 9 | 110 | 0 | 27 |
| Marty Booker | 10/22/06 | GREEN BAY | 7 | 110 | 1 | 40 |
| Greg Camarillo | 12/13/09 | at Jacksonville | 7 | 110 | 0 | 24 |
| Jarvis Landry | 9/20/15 | at Jacksonville | 8 | 110 | 0 | 36 |
| Jim Kiick | 10/26/69 | BUFFALO | 3 | 109 | 1 | 53t |
| Duriel Harris | 9/11/83 | NEW ENGLAND | 4 | 109 | 1 | 64t |
| Nat Moore | 9/29/85 | at Denver | 5 | 109 | 1 | 69t |
| Mark Clayton | 10/19/86 | L.A. RAIDERS | 4 | 109 | 1 | 68t |
| Mark Duper | 11/16/86 | at Buffalo | 7 | 109 | 1 | 27t |
| * Keith Jackson | 11/8/95 | at San Diego | 8 | 109 | 2 | 31 |
| Tony Martin | 12/5/99 | INDIANAPOLIS | 6 | 109 | 1 | 33t |
| Chris Chambers | 9/16/07 | DALLAS | 9 | 109 | 0 | 24 |
| Greg Camarillo | 12/16/07 | BALTIMORE | 3 | 109 | 1 | 64t |
| Brandon Marshall | 10/17/11 | at N.Y. Jets | 6 | 109 | 0 | 46 |
| Charles Clay | 9/15/13 | at Indianapolis | 5 | 109 | 0 | 67 |
| Paul Warfield | 10/31/71 | at L.A. Rams | 3 | 108 | 1 | 74t |
| Mark Clayton | 12/12/88 | CLEVELAND | 8 | 108 | 2 | 21 |
| O.J. McDuffie | 11/6/94 | INDIANAPOLIS | 7 | 108 | 1 | 28t |
| Ted Ginn, Jr. | 9/21/09 | INDIANAPOLIS | 11 | 108 | 0 | 21 |
| Jarvis Landry | 12/17/16 | at N.Y. Jets | 3 | 108 | 1 | 66t |
| Mark Duper | 12/2/85 | CHICAGO | 5 | 107 | 0 | 52 |
| Scott Schwedes | 11/12/89 | at N.Y. Jets | 3 | 107 | 1 | 65t |
| Terry Kirby | 12/13/93 | Pittsburgh | 7 | 107 | 0 | 47 |
| Anthony Fasano | 11/14/10 | TENNESSEE | 5 | 107 | 1 | 31 |
| Brian Hartline | 11/4/12 | at Indianapolis | 8 | 107 | 0 | 35 |
| Jakeem Grant | 12/24/17 | at Kansas City | 4 | 107 | 1 | 65t |
| Larry Seiple | 11/16/69 | at Buffalo | 8 | 106 | 0 | 25 |
| Nat Moore | 10/17/76 | KANSAS CITY | 5 | 106 | 0 | 39 |
| * Duriel Harris | 1/2/82 | SAN DIEGO | 6 | 106 | 0 | 34 |
| Mark Clayton | 10/28/84 | BUFFALO | 3 | 106 | 2 | 65t |
| Mark Clayton | 9/15/85 | INDIANAPOLIS | 8 | 106 | 1 | 26 |
| Tony Martin | 12/1/91 | TAMPA BAY | 5 | 106 | 1 | 51 |
| Mark Duper | 12/15/91 | at San Diego | 8 | 106 | 0 | 39 |
| O.J. McDuffie | 11/10/96 | INDIANAPOLIS | 6 | 106 | 1 | 36 |
| Charles Jordan | 11/30/97 | at Oakland | 5 | 106 | 2 | 44t |
| Brandon Marshall | 12/19/10 | BUFFALO | 11 | 106 | 1 | 16 |



DOLPHINS OUTSTANDING PERFORMANCES

GAMES OF 100+ RECEIVING YARDS

| PLAYER | DATE | OPPONENT | NO. | YDS. | TD | LG |
|-----------------------|-----------------|-----------------------|----------|------------|----------|------------|
| Brandon Marshall | 11/6/11 | at Kansas City | 8 | 106 | 1 | 30 |
| DeVante Parker | 1/3/16 | NEW ENGLAND | 5 | 106 | 1 | 46 |
| DeVante Parker | 9/18/16 | at New England | 8 | 106 | 0 | 28 |
| Kenny Stills | 9/9/18 | TENNESSEE | 4 | 106 | 2 | 75t |
| Nat Moore | 11/4/84 | at N.Y. Jets | 5 | 105 | 1 | 37t |
| Andre Brown | 10/29/89 | at Buffalo | 5 | 105 | 1 | 44t |
| O.J. McDuffie | 12/13/98 | N.Y. JETS | 11 | 105 | 1 | 20 |
| Mike Wallace | 10/6/13 | BALTIMORE | 7 | 105 | 0 | 49 |
| Mike Wallace | 12/15/13 | NEW ENGLAND | 6 | 105 | 1 | 39 |
| Joe Auer | 11/27/66 | NEW ENGLAND | 5 | 104 | 1 | 22 |
| Karl Noonan | 9/14/68 | HOUSTON | 7 | 104 | 1 | 44 |
| Paul Warfield | 10/3/71 | N.Y. JETS | 4 | 104 | 0 | - |
| Paul Warfield | 9/15/74 | at New England | 5 | 104 | 0 | 39 |
| Howard Twilley | 10/17/76 | KANSAS CITY | 8 | 104 | 1 | 20 |
| Mark Clayton | 12/13/87 | at Philadelphia | 7 | 104 | 2 | 21 |
| Tony Martin | 10/13/91 | at Kansas City | 4 | 104 | 0 | 54 |
| Chris Chambers | 11/7/04 | ARIZONA | 7 | 104 | 0 | 30 |
| Marty Booker | 9/11/05 | DENVER | 5 | 104 | 1 | 60t |
| Mike Wallace | 12/14/14 | at New England | 5 | 104 | 1 | 50 |
| Paul Warfield | 12/15/73 | DETROIT | 6 | 103 | 4 | 29 |
| Irving Fryar | 9/26/93 | at Buffalo | 7 | 103 | 1 | 36t |
| Mark Ingram | 10/31/93 | Kansas city | 4 | 103 | 1 | 77t |
| Irving Fryar | 11/7/93 | at N. Y. Jets | 6 | 103 | 1 | 65t |
| Irving Fryar | 11/27/94 | at N.Y. Jets | 5 | 103 | 0 | 25 |
| Oronde Gadsden | 12/5/99 | INDIANAPOLIS | 6 | 103 | 1 | 24t |
| Chris Chambers | 11/21/04 | at Seattle | 9 | 103 | 1 | 28 |
| Marty Booker | 12/10/06 | NEW ENGLAND | 8 | 103 | 1 | 32t |
| Brandon Marshall | 11/24/11 | at Dallas | 5 | 103 | 1 | 39 |
| DeVante Parker | 11/13/16 | at San Diego | 5 | 103 | 0 | 56 |
| Jarvis Landry | 12/11/16 | ARIZONA | 4 | 103 | 0 | 71 |
| Jack Clancy | 10/8/67 | KANSAS CITY | 6 | 102 | 0 | 28 |
| Larry Seiple | 11/2/69 | at N.Y. Jets | 7 | 102 | 2 | 29t |
| Nat Moore | 11/9/75 | N.Y. JETS | 4 | 102 | 0 | 63 |
| Nat Moore | 12/15/79 | N.Y. JETS | 5 | 102 | 0 | 34 |
| Tony Nathan | 11/20/80 | SAN DIEGO | 7 | 102 | 1 | 20 |
| Mark Duper | 9/28/86 | SAN FRANCISCO | 7 | 102 | 0 | 24 |
| Mark Duper | 10/5/86 | at New England | 4 | 102 | 0 | 45 |
| Mark Clayton | 12/10/89 | NEW ENGLAND | 6 | 102 | 0 | 34 |
| Mark Clayton | 12/24/89 | KANSAS CITY | 6 | 102 | 1 | 35 |
| O.J. McDuffie | 11/29/98 | NEW ORLEANS | 9 | 102 | 3 | 22t |
| Tony Martin | 12/27/99 | N.Y. JETS | 6 | 102 | 1 | 32t |
| Oronde Gadsden | 11/4/01 | CAROLINA | 5 | 102 | 0 | 61 |
| Chris Chambers | 9/29/02 | at Kansas City | 6 | 102 | 0 | 38 |
| Randy McMichael | 10/19/03 | NEW ENGLAND | 8 | 102 | 0 | 22 |
| Marty Booker | 11/13/05 | NEW ENGLAND | 5 | 102 | 0 | 35 |
| Brandon Marshall | 12/26/10 | DETROIT | 10 | 102 | 0 | 14 |
| * Jarvis Landry | 1/8/17 | at Pittsburgh | 11 | 102 | 0 | 17 |
| Jim Mandich | 9/29/74 | at San Diego | 4 | 101 | 0 | 44 |
| * Tony Nathan | 1/4/86 | CLEVELAND | 10 | 101 | 0 | 39 |
| Tony Nathan | 9/28/86 | SAN FRANCISCO | 10 | 101 | 0 | 18 |
| Mark Duper | 10/19/86 | L.A. RAIDERS | 5 | 101 | 0 | 44 |
| Tony Martin | 9/13/99 | at Denver | 4 | 101 | 0 | 40 |
| Chris Chambers | 11/25/01 | at Buffalo | 5 | 101 | 2 | 32t |
| Chris Chambers | 11/27/05 | at Oakland | 6 | 101 | 0 | 24 |
| Chris Chambers | 9/23/07 | at N.Y. Jets | 6 | 101 | 0 | 26 |
| Mark Duper | 11/1/87 | PITTSBURGH | 5 | 100 | 1 | 50t |
| Mark Clayton | 9/29/91 | at N.Y. Jets | 7 | 100 | 1 | 25 |
| Mark Duper | 11/16/92 | BUFFALO | 5 | 100 | 0 | 55 |
| Keith Jackson | 9/18/94 | N.Y. JETS | 6 | 100 | 0 | 35 |
| Charles Jordan | 9/14/97 | at Green Bay | 4 | 100 | 1 | 44 |
| Kenny Stills | 10/23/16 | BUFFALO | 5 | 100 | 1 | 66t |

* Playoff game

** Super Bowl



DOLPHINS OUTSTANDING PERFORMANCES

| GAMES OF 100+ RUSHING YARDS | | | | | | |
|-----------------------------|----------|------------------|------|------|----|-----|
| PLAYER | DATE | OPPONENT | ATT. | YDS. | TD | LG |
| Ricky Williams | 12/1/02 | at Buffalo | 27 | 228 | 2 | 55t |
| Ricky Williams | 12/9/02 | CHICAGO | 31 | 216 | 2 | 63t |
| Jay Ajayi | 10/23/16 | BUFFALO | 28 | 214 | 1 | 53 |
| * Lamar Smith | 12/30/00 | INDIANAPOLIS | 40 | 209 | 2 | 24 |
| Jay Ajayi | 12/24/16 | at Buffalo | 32 | 206 | 1 | 57 |
| Jay Ajayi | 10/16/16 | PITTSBURGH | 25 | 204 | 2 | 62t |
| Reggie Bush | 12/18/11 | at Buffalo | 25 | 203 | 1 | 76t |
| + Mercury Morris | 9/30/73 | NEW ENGLAND | 15 | 197 | 3 | 70t |
| Ricky Williams | 12/29/02 | at New England | 31 | 185 | 2 | 30 |
| Lamar Miller | 12/28/14 | N.Y. JETS | 19 | 178 | 1 | 97t |
| Lamar Miller | 10/25/15 | HOUSTON | 14 | 175 | 1 | 85t |
| Gary Davis | 12/17/77 | BUFFALO | 26 | 172 | 1 | 60t |
| Ricky Williams | 12/24/05 | TENNESSEE | 26 | 172 | 1 | 35 |
| Reggie Bush | 9/16/12 | Oakland | 26 | 172 | 2 | 65t |
| Troy Stradford | 11/22/87 | at Dallas | 17 | 169 | 1 | 51 |
| Sammie Smith | 9/9/90 | at New England | 23 | 159 | 1 | 27 |
| Lamar Smith | 1/6/02 | BUFFALO | 30 | 158 | 1 | 25 |
| Ronnie Brown | 11/5/06 | at Chicago | 29 | 157 | 0 | 27 |
| Lamar Smith | 10/23/00 | at N.Y. Jets | 23 | 155 | 2 | 68t |
| Ricky Williams | 9/21/03 | BUFFALO | 42 | 153 | 1 | 21 |
| Karim Abdul-Jabbar | 12/22/96 | at N.Y. Jets | 30 | 152 | 1 | 17t |
| Abner Haynes | 9/17/67 | DENVER | 12 | 151 | 2 | 65t |
| Delvin Williams | 11/9/80 | at Los Angeles | 12 | 151 | 0 | 65 |
| Ricky Williams | 9/22/02 | N.Y. JETS | 24 | 151 | 1 | 53t |
| Bernie Parmalee | 10/16/94 | L.A. RAIDERS | 30 | 150 | 0 | 26 |
| Lorenzo Hampton | 11/24/86 | N.Y. JETS | 19 | 148 | 2 | 54t |
| Mark Higgs | 9/1/91 | at Buffalo | 30 | 146 | 1 | 20 |
| ** Larry Csonka | 1/13/74 | vs. Minnesota | 33 | 145 | 2 | 14t |
| Lamar Smith | 9/3/00 | SEATTLE | 27 | 145 | 1 | 36 |
| Mercury Morris | 11/11/73 | BALTIMORE | 12 | 144 | 2 | 53t |
| Delvin Williams | 11/12/78 | at Buffalo | 26 | 144 | 2 | 26t |
| Lamar Smith | 10/7/01 | NEW ENGLAND | 29 | 144 | 1 | 17 |
| Ricky Williams | 11/24/02 | SAN DIEGO | 29 | 143 | 2 | 19 |
| Leroy Harris | 12/5/77 | BALTIMORE | 17 | 140 | 1 | 77t |
| Benny Malone | 10/9/77 | at Baltimore | 12 | 139 | 2 | 62t |
| Larry Csonka | 10/24/71 | at N.Y. Jets | 20 | 137 | 2 | 21t |
| Ronnie Brown | 9/21/09 | INDIANAPOLIS | 24 | 136 | 2 | 19 |
| Delvin Williams | 9/17/78 | BUFFALO | 24 | 135 | 1 | 18t |
| Ronnie Brown | 9/30/07 | OAKLAND | 15 | 134 | 1 | 60 |
| Knowshon Moreno | 9/7/14 | NEW ENGLAND | 24 | 134 | 1 | 15 |
| Ricky Williams | 9/15/02 | at Indianapolis | 24 | 132 | 0 | 19 |
| Ronnie Brown | 9/25/05 | CAROLINA | 23 | 132 | 1 | 58 |
| Mark Higgs | 12/1/91 | TAMPA BAY | 25 | 131 | 1 | 19t |
| Jay Ajayi | 10/15/17 | at Atlanta | 26 | 130 | 0 | 18 |
| Andra Franklin | 12/5/82 | MINNESOTA | 28 | 129 | 1 | 12t |
| Bernie Parmalee | 12/12/94 | KANSAS CITY | 19 | 127 | 1 | 47t |
| Karim Abdul-Jabbar | 11/15/98 | at Carolina | 25 | 127 | 1 | 30 |
| Ronnie Brown | 10/15/06 | at N.Y. Jets | 22 | 127 | 1 | 26 |
| Mercury Morris | 10/5/75 | at Green Bay | 31 | 125 | 0 | 11 |
| Lamar Smith | 11/5/00 | at Detroit | 24 | 125 | 2 | 46t |
| Ricky Williams | 9/14/03 | at N.Y. Jets | 34 | 125 | 1 | 22 |
| Ronnie Brown | 10/5/08 | SAN DIEGO | 24 | 125 | 1 | 13 |
| Mercury Morris | 10/26/75 | at Buffalo | 20 | 124 | 0 | 35 |
| Karim Abdul-Jabbar | 9/15/96 | N.Y. JETS | 23 | 124 | 2 | 29 |
| Jesse Chatman | 11/11/07 | BUFFALO | 27 | 124 | 0 | 23 |
| Larry Csonka | 12/2/74 | CINCINNATI | 24 | 123 | 0 | 24 |
| Sammie Smith | 11/5/89 | Indianapolis | 25 | 123 | 0 | 25 |
| Bernie Parmalee | 10/30/94 | at New England | 25 | 123 | 0 | 17 |
| Sammy Morris | 12/10/06 | NEW ENGLAND | 25 | 123 | 1 | 44 |
| Jay Ajayi | 9/17/17 | at L.A. Chargers | 28 | 122 | 0 | 20 |
| Larry Csonka | 11/9/69 | at Boston | 16 | 121 | 1 | 54t |
| Jim Kiick | 10/24/71 | at N.Y. Jets | 17 | 121 | 0 | 24 |



DOLPHINS OUTSTANDING PERFORMANCES

GAMES OF 100+ RUSHING YARDS

| PLAYER | DATE | OPPONENT | ATT. | YDS. | TD | LG |
|---------------------|-----------------|--------------------|-----------|------------|----------|------------|
| Don Nottingham | 9/28/75 | at New England | 16 | 120 | 1 | 40t |
| Troy Stradford | 12/7/87 | N.Y. JETS | 30 | 120 | 3 | 21 |
| Bernie Parmalee | 10/22/95 | at N.Y. Jets | 24 | 120 | 0 | 25 |
| Kenyan Drake | 12/3/17 | DENVER | 23 | 120 | 1 | 42t |
| Benny Malone | 10/31/76 | NEW ENGLAND | 21 | 119 | 0 | 17 |
| Delvin Williams | 9/3/78 | at N.Y. Jets | 11 | 119 | 1 | 58t |
| Tony Nathan | 12/6/81 | NEW ENGLAND | 17 | 119 | 0 | 24 |
| Ricky Williams | 11/19/09 | at Carolina | 22 | 119 | 2 | 46t |
| Larry Csonka | 9/17/72 | at Kansas City | 21 | 118 | 1 | 17t |
| Benny Malone | 10/24/76 | at Tampa Bay | 22 | 118 | 1 | 28 |
| * Larry Csonka | 12/30/73 | OAKLAND | 29 | 117 | 3 | 15 |
| Mercury Morris | 11/7/71 | BUFFALO | 13 | 116 | 1 | 45 |
| Delvin Williams | 10/22/78 | at New England | 19 | 116 | 1 | 24 |
| Larry Csonka | 12/6/70 | NEW ENGLAND | 21 | 115 | 1 | 30 |
| Karim Abdul-Jabbar | 9/1/96 | NEW ENGLAND | 26 | 115 | 1 | 14 |
| Ronnie Brown | 12/31/06 | at Indianapolis | 21 | 115 | 0 | 47 |
| Ronnie Brown | 10/4/09 | BUFFALO | 20 | 115 | 2 | 38 |
| Ricky Williams | 11/29/09 | at Buffalo | 27 | 115 | 1 | 11 |
| Larry Csonka | 11/27/72 | ST. LOUIS | 16 | 114 | 0 | 20 |
| Larry Csonka | 10/15/73 | at Cleveland | 21 | 114 | 2 | 13 |
| * Larry Csonka | 12/21/74 | at Oakland | 24 | 114 | 0 | 26 |
| Mercury Morris | 10/19/75 | at N.Y. Jets | 16 | 114 | 1 | 49 |
| Mark Higgs | 10/24/93 | Indianapolis | 17 | 114 | 0 | 31 |
| Ronnie Brown | 10/7/07 | at Houston | 23 | 114 | 1 | 22 |
| Kenyan Drake | 12/11/17 | NEW ENGLAND | 25 | 114 | 0 | 31 |
| Mercury Morris | 12/3/72 | at New England | 15 | 113 | 0 | 20 |
| Ronnie Brown | 9/21/08 | at New England | 17 | 113 | 4 | 62t |
| Reggie Bush | 12/24/11 | at New England | 22 | 113 | 0 | 12 |
| Lamar Miller | 10/18/15 | at Tennessee | 19 | 113 | 1 | 22 |
| Lamar Miller | 12/6/15 | BALTIMORE | 20 | 113 | 0 | 22 |
| ** Larry Csonka | 1/14/73 | vs. Washington | 15 | 112 | 0 | 22 |
| * Andra Franklin | 1/8/83 | NEW ENGLAND | 26 | 112 | 1 | 13 |
| Ronnie Brown | 9/23/07 | at N.Y. Jets | 23 | 112 | 2 | 13 |
| Jim Kiick | 11/10/68 | at Buffalo | 23 | 111 | 1 | 25t |
| Benny Malone | 10/3/76 | L.A. RAMS | 19 | 111 | 1 | 20 |
| Mark Higgs | 9/8/91 | INDIANAPOLIS | 27 | 111 | 0 | 24 |
| Mark Higgs | 9/20/92 | L.A. RAMS | 23 | 111 | 0 | 12 |
| Ricky Williams | 9/8/02 | DETROIT | 20 | 111 | 2 | 37 |
| Ricky Williams | 12/21/03 | at Buffalo | 29 | 111 | 0 | 22 |
| Jay Ajayi | 11/6/16 | N.Y. JETS | 24 | 111 | 1 | 20t |
| Troy Stradford | 11/1/87 | PITTSBURGH | 19 | 110 | 1 | 13 |
| Ronnie Brown | 12/25/06 | N.Y. JETS | 18 | 110 | 0 | 17 |
| Lorenzo Hampton | 12/22/86 | NEW ENGLAND | 13 | 109 | 0 | 20 |
| Larry Csonka | 11/30/70 | at Atlanta | 19 | 108 | 1 | 18 |
| Jim Kiick | 9/26/71 | at Buffalo | 20 | 108 | 0 | 16 |
| Benny Malone | 11/3/74 | ATLANTA | 24 | 108 | 1 | 13 |
| Leroy Harris | 11/20/77 | at Cincinnati | 20 | 108 | 0 | 16 |
| Sammie Smith | 12/30/90 | INDIANAPOLIS | 29 | 108 | 1 | 13 |
| Mark Higgs | 11/21/93 | New England | 19 | 108 | 0 | 29 |
| Karim Abdul-Jabbar | 10/19/97 | at Baltimore | 22 | 108 | 3 | 15 |
| Karim Abdul-Jabbar | 9/6/98 | at Indianapolis | 23 | 108 | 1 | 16 |
| Karim Abdul-Jabbar | 9/20/98 | PITTSBURGH | 33 | 108 | 1 | 18 |
| Ricky Williams | 1/1/06 | at New England | 28 | 108 | 1 | 09 |
| Ricky Williams | 12/13/09 | at Jacksonville | 28 | 108 | 1 | 12 |
| Lamar Miller | 9/21/14 | KANSAS CITY | 15 | 108 | 0 | 24 |
| Larry Csonka | 10/22/72 | BUFFALO | 18 | 107 | 1 | 21 |
| Mercury Morris | 11/19/72 | N.Y. JETS | 23 | 107 | 2 | 20t |
| Larry Csonka | 11/4/73 | at N.Y. Jets | 19 | 107 | 0 | 16 |
| Norm Bulaich | 9/13/76 | at Buffalo | 19 | 107 | 0 | 26 |
| Delvin Williams | 10/9/78 | CINCINNATI | 24 | 107 | 0 | 19 |
| Andra Franklin | 12/12/82 | at New England | 23 | 107 | 0 | 15 |
| Mark Higgs | 11/8/92 | at Indianapolis | 20 | 107 | 1 | 22 |



DOLPHINS OUTSTANDING PERFORMANCES

GAMES OF 100+ RUSHING YARDS

| PLAYER | DATE | OPPONENT | ATT. | YDS. | TD | LG |
|--------------------|-----------------|-----------------|-----------|------------|----------|-----------|
| Lamar Smith | 12/10/01 | INDIANAPOLIS | 28 | 107 | 0 | 17 |
| Ricky Williams | 11/23/03 | WASHINGTON | 23 | 107 | 2 | 24t |
| Ricky Williams | 12/15/03 | PHILADELPHIA | 18 | 107 | 1 | 45 |
| Daniel Thomas | 9/18/11 | Houston | 18 | 107 | 0 | 14 |
| Jim Kiick | 11/2/69 | at N.Y. Jets | 15 | 106 | 0 | 27 |
| Mercury Morris | 11/5/72 | at Buffalo | 11 | 106 | 2 | 33 |
| * Mercury Morris | 12/23/73 | CINCINNATI | 20 | 106 | 1 | 25 |
| Larry Csonka | 9/29/74 | at San Diego | 21 | 106 | 2 | 14 |
| J.J. Johnson | 11/21/99 | NEW ENGLAND | 31 | 106 | 1 | 14 |
| Ronnie Brown | 10/30/05 | at New Orleans | 23 | 106 | 0 | 35 |
| Benny Malone | 10/16/77 | N.Y. JETS | 22 | 105 | 1 | 15t |
| Joe Carter | 10/14/84 | HOUSTON | 13 | 105 | 1 | 25 |
| Ricky Williams | 10/6/02 | NEW ENGLAND | 36 | 105 | 0 | 12 |
| Ricky Williams | 11/16/03 | BALTIMORE | 36 | 105 | 0 | 16 |
| Ricky Williams | 11/9/08 | SEATTLE | 12 | 105 | 1 | 51t |
| Lamar Miller | 10/31/13 | CINCINNATI | 16 | 105 | 0 | 41 |
| Daniel Thomas | 12/8/13 | at Pittsburgh | 16 | 105 | 1 | 55 |
| Jim Kiick | 10/6/68 | at Houston | 26 | 104 | 0 | 12 |
| Larry Csonka | 11/29/71 | CHICAGO | 16 | 104 | 1 | 19 |
| Larry Csonka | 9/16/73 | SAN FRANCISCO | 22 | 104 | 0 | 25 |
| Benny Malone | 10/27/74 | BALTIMORE | 19 | 104 | 1 | 23t |
| Benny Malone | 12/8/74 | at Baltimore | 17 | 104 | 0 | 17 |
| Gary Davis | 11/24/77 | at St. Louis | 20 | 104 | 0 | 16 |
| Karim Abdul-Jabbar | 11/3/96 | at New England | 29 | 104 | 2 | 15 |
| Ricky Williams | 11/27/03 | at Dallas | 31 | 104 | 0 | 15 |
| Reggie Bush | 12/16/12 | Jacksonville | 21 | 104 | 0 | 53 |
| Larry Csonka | 9/26/71 | at Buffalo | 20 | 103 | 1 | 17 |
| Andra Franklin | 9/12/82 | at N.Y. Jets | 28 | 103 | 2 | 18 |
| Bernie Parmalee | 11/5/95 | at San Diego | 19 | 103 | 0 | 40 |
| Karim Abdul-Jabbar | 11/9/97 | N.Y. JETS | 25 | 103 | 2 | 13 |
| Reggie Bush | 10/30/11 | at N.Y. Giants | 15 | 103 | 0 | 35 |
| Reggie Bush | 12/11/11 | Philadelphia | 14 | 103 | 0 | 16 |
| Larry Csonka | 10/8/72 | at N.Y. Jets | 18 | 102 | 0 | 15 |
| Don Nottingham | 10/27/74 | BALTIMORE | 19 | 102 | 1 | 24 |
| Don Nottingham | 10/5/75 | at Green Bay | 21 | 102 | 3 | 14 |
| Bernie Parmalee | 11/26/95 | at Indianapolis | 20 | 102 | 0 | 15 |
| Ricky Williams | 11/17/02 | BALTIMORE | 26 | 102 | 2 | 18 |
| Ricky Williams | 11/15/09 | TAMPA BAY | 20 | 102 | 0 | 27 |
| Andra Franklin | 11/1/81 | BALTIMORE | 23 | 101 | 0 | 15 |
| Ricky Williams | 12/15/02 | OAKLAND | 27 | 101 | 0 | 16 |
| Ronnie Brown | 10/14/07 | at Cleveland | 19 | 101 | 0 | 15 |
| Ronnie Brown | 11/16/08 | OAKLAND | 16 | 101 | 0 | 21 |
| Frank Gore | 10/14/18 | CHICAGO | 15 | 101 | 0 | 32 |
| Mercury Morris | 10/28/73 | at New England | 14 | 100 | 1 | 11 |
| Terry Kirby | 9/18/94 | N.Y. JETS | 15 | 100 | 1 | 30 |
| Lamar Smith | 12/3/00 | at Buffalo | 28 | 100 | 0 | 22 |
| Reggie Bush | 12/4/11 | Oakland | 22 | 100 | 1 | 29 |

* Playoff game

** Super Bowl

+ Single-game record by two rushers, 277 yards; includes Larry Csonka 18 for 80.



OPPONENT INDIVIDUAL RECORDS

The following individual records relate solely to play against the Miami Dolphins. They include National Football League regular-season statistics only – with the exception of those single-game records marked by “*” or “**”

*Playoff game **Super Bowl

SERVICE

MOST GAMES PLAYED

| | |
|----|-------------------------------------|
| 32 | Pat Leahy, N.Y. Jets (1974-91) |
| 32 | Tom Brady, New England (2001-18) |
| 28 | Andre Reed, Buffalo (1985-99) |
| 28 | Jim Ritcher, Buffalo (1980-95) |
| 28 | Bruce Smith, Buff., Wash. (1985-03) |

RUSHING

MOST RUSHING YARDS

CAREER

| | |
|-------|---|
| 1,620 | Thurman Thomas, Buffalo (20 games), 364 att. |
| 1,507 | Freeman McNeil, N.Y. Jets (21 games), 281 att. |
| 1,507 | Curtis Martin, N.E., N.Y. Jets (20 games), 409 att. |
| 1,177 | O.J. Simpson, Buffalo (16 games), 240 att. |
| 1,065 | Eric Dickerson, L.A. Rams, Ind., L.A. |

GAME

| | |
|------|---|
| 203 | O.J. Simpson, Buffalo (12/5/76 at |
| 203 | Rueben Mayes, New Orleans (12/7/86 at New Orleans), 28 att. |
| 199 | Earl Campbell, Houston (11/20/78 at Houston), 28 att. |
| *199 | Terrell Davis, Denver (1/9/99 at Denver), 21 att. |
| 179 | Justin Fargas, Oakland (9/30/07 at Miami), 22 att. |

MOST RUSHING ATTEMPTS

CAREER

| | |
|-----|---|
| 409 | Curtis Martin, N.E., N.Y. Jets (20 games) |
| 364 | Thurman Thomas, Buffalo (20 games) |
| 281 | Freeman McNeil, N.Y. Jets (21 games) |
| 240 | O.J. Simpson, Buffalo (16 games) |
| 235 | Lydell Mitchell, S.D., Balt. (12 games) |

GAME

| | |
|------|--|
| **38 | John Riggins, Washington (1/30/83 at Pasadena), 166 yards |
| 38 | Lee Suggs, Cleveland (12/26/04 at Miami), 143 yards |
| 36 | James Jones, Detroit (10/27/85 at Detroit), 114 yards |
| 36 | Curtis Martin, N.Y. Jets (10/4/98 at New York), 108 yards |
| 35 | Lydell Mitchell, Baltimore (12/9/73 at Baltimore), 104 yards |
| 35 | Thurman Thomas, Buffalo (12/17/95 at Buffalo), 148 yards |
| 35 | Travis Henry, Buffalo (12/1/02 at Buffalo), 151 yards |

MOST RUSHING TOUCHDOWNS

CAREER

| | |
|----|---|
| 13 | Curtis Martin, N.E., N.Y. Jets (20 games) |
| 9 | Jim Nance, Boston, N.Y. Jets (12 games) |
| 8 | Thurman Thomas, Buffalo (20 games) |
| 7 | Marcus Allen, Oak./L.A. Raiders, K.C. |

GAME

| | |
|---|--|
| 4 | Earl Campbell, Houston (11/20/78 at |
| 3 | Paul Robinson, Cincinnati (11/17/68 at Cincinnati) |
| 3 | Don McCauley, Baltimore (11/23/75 at Miami) |

| | |
|---|---|
| 3 | Marcus Allen, L.A. Raiders (12/2/84 at Miami) |
| 3 | Merril Hoge, Pittsburgh (11/26/89 at Miami) |
| 3 | Earnest Byner, Washington (12/2/90 at Washington) |
| 3 | Rod Bernstine, San Diego (12/15/91 at San Diego) |
| 3 | Kenneth Davis, Buffalo (12/19/93 at Miami) |
| 3 | Natrone Means, San Diego (12/27/93 at San Diego) |
| 3 | Curtis Martin, New England (11/3/96 at New England) |
| 3 | Daunte Culpepper, Oakland (9/30/07 at Miami) |

HIGHEST RUSHING AVERAGE

CAREER (min: 125 att.)

| | |
|-----|---|
| 5.4 | Freeman McNeil, N.Y. Jets (21 games), 281/1,507 yards |
| 5.1 | Jim Nance, Bost., N.Y. Jets (12 games), 183/933 yards |

GAME (min: 10 att.)

| | |
|-------|---|
| 11.3 | Colin Kaepernick, San Francisco (11/27/16 at Miami), 10/113 yards |
| 11.1 | Laurence Maroney, New England (12/23/07 at New England), 14/156 yards |
| 10.4 | Curtis Brown, Buffalo (11/12/78 at Buffalo), 11/114 yards |
| 10.2 | Johnny Hector, N.Y. Jets (12/22/91 at Miami), 13/132 yards |
| *10.1 | Earnest Byner, Cleveland (1/4/86 at Miami), 16/161 yards |

MOST 100-YARD RUSHING GAMES

| | |
|---|---|
| 7 | Eric Dickerson, L.A. Rams, Ind., L.A. |
| 6 | Thurman Thomas, Buffalo (20 games) |
| 5 | Freeman McNeil, N.Y. Jets (21 games) |
| 5 | Jim Nance, Bost., N.Y. Jets (12 games) |
| 5 | Curtis Martin, N.E., N.Y. Jets (20 games) |

LONGEST RUNS FROM SCRIMMAGE

| | |
|------|--|
| *90t | Fred Taylor, Jacksonville (1/15/00 at Jacksonville) |
| 81t | Earl Campbell, Houston (11/20/78 at Houston) |
| 80t | Carl Garrett, Boston (11/9/69 at Boston) |
| 77t | Fred Taylor, Jacksonville (10/12/98 at Jacksonville) |
| 76t | Robert Holmes, Kansas City (9/28/68 at Miami) |
| 75t | O.J. Simpson, Buffalo (12/5/76 at Miami) |
| 75t | Reuben Droughns, Cleveland (11/20/05 at Cleveland) |
| 70t | Ahman Green, Green Bay (10/22/06 at Miami) |

PASSING

MOST PASSING YARDS

CAREER

| | |
|-------|--|
| 7,342 | Tom Brady, New England (32 games) |
| 5,397 | Drew Bledsoe, N.E., Buff. (22 games) |
| 4,902 | Joe Ferguson, Buff., T.B., Ind. (25 games) |
| 4,560 | Jim Kelly, Buffalo (20 games) |
| 3,837 | Ken O'Brien, N.Y. Jets, Phil. (17 games) |

GAME

| | |
|------|---|
| 517 | Tom Brady, New England (9/12/11 at Miami), 32 of 48 |
| 479 | Ken O'Brien, N.Y. Jets (9/21/86 at New York), 29 of 43 |
| 436 | James Harris, L.A. Rams (10/3/76 at Miami), 17 of 29 |
| *433 | Dan Fouts, San Diego (1/2/82 at Miami), 33 of 53 |
| 433 | Andrew Luck, Indianapolis (11/4/12 at Indianapolis), 30 of 48 |



OPPONENT INDIVIDUAL RECORDS

MOST PASS ATTEMPTS

CAREER

| | |
|-------|--|
| 1,029 | Tom Brady, New England (32 games) |
| 765 | Drew Bledsoe, N.E., Buff. (22 games) |
| 722 | Joe Ferguson, Buff., T.B., Ind. (25 games) |
| 621 | Jim Kelly, Buffalo (20 games) |
| 521 | Steve Grogan, New England (22 games) |

GAME

| | |
|----|--|
| 59 | Vinny Testaverde, N.Y. Jets (10/23/00 at New York), 36 completions |
| 56 | Dan Fouts, San Diego (11/18/84 at San Diego), 37 completions |
| 56 | Tom Brady, New England (9/7/14 at Miami), 29 completions |
| 55 | Joe Ferguson, Buffalo (10/9/83 at Miami), 38 completions |
| 55 | Steve Bono, Kansas City (12/12/94 at Miami), 33 completions |
| 55 | Tom Brady, New England (12/15/13 at Miami), 34 completions |

MOST PASS COMPLETIONS

CAREER

| | |
|-----|--|
| 624 | Tom Brady, New England (32 games) |
| 418 | Joe Ferguson, Buff., T.B., Ind. (25 games) |
| 412 | Drew Bledsoe, N.E., Buff. (22 games) |
| 388 | Jim Kelly, Buffalo (20 games) |
| 303 | Ken O'Brien, N.Y. Jets, Phil. (17 games) |

GAME

| | |
|----|---|
| 38 | Joe Ferguson, Buffalo (10/9/83 at Miami), 55 att. |
| 37 | Dan Fouts, San Diego (11/18/84 at San Diego), 56 att. |
| 36 | Vinny Testaverde, N.Y. Jets (10/23/00 at New York), 59 att. |
| 36 | Joe Flacco, Baltimore (12/4/16 at Baltimore), 47 att. |
| 35 | Drew Brees, San Diego (12/11/05 at San Diego), 52 att. |

MOST CONSECUTIVE PASS COMPLETIONS

| | |
|----|---|
| 15 | Steve DeBerg, San Francisco (11/16/80 at Miami) |
|----|---|

MOST TOUCHDOWN PASSES

CAREER

| | |
|----|--|
| 60 | Tom Brady, New England (32 games) |
| 30 | Drew Bledsoe, N.E., Buff. (22 games) |
| 26 | Joe Ferguson, Buff., T.B., Ind. (25 games) |
| 25 | Ken O'Brien, N.Y. Jets, Phil. (17 games) |
| 24 | Jim Kelly, Buffalo (20 games) |

GAME

| | |
|---|--|
| 6 | Tom Brady, New England (10/21/07 at Miami) |
| 5 | Len Dawson, Kansas City (10/8/67 at Kansas City) |
| 5 | Babe Parilli, Boston (10/15/67 at Boston) |
| 5 | Joe Ferguson, Buffalo (10/9/83 at Miami) |
| 5 | Vinny Testaverde, N.Y. Jets (10/23/00 at New York) |
| 5 | Trent Green, Kansas City (9/29/02 at Kansas City) |
| 5 | Deshaun Watson, Houston (10/25/18 at Houston) |

MOST PASSES HAD INTERCEPTED

CAREER

| | |
|----|--|
| 33 | Joe Ferguson, Buff., T.B., Ind. (25 games) |
| 29 | Drew Bledsoe, N.E., Buff. (22 games) |
| 26 | Tom Brady, New England (32 games) |
| 25 | Richard Todd, N.Y. Jets (14 games) |
| 25 | Steve Grogan, New England (22 games) |
| 24 | Joe Namath, N.Y. Jets (16 games) |

GAME

| | |
|----|---|
| 6 | Joe Namath, N.Y. Jets (10/19/75 at New York), 24 att. |
| 6 | Donald Hollas, Oakland (12/6/98 at Oakland), 31 att. |
| *5 | Mike Phipps, Cleveland (12/24/72 at Miami), 23 att. |
| 5 | Bill Troup, Baltimore (9/10/78 at Baltimore), 33 att. |
| 5 | Ken Stabler, Oakland (12/10/78 at Miami), 36 att. |
| 5 | Joe Ferguson, Buffalo (9/7/80 at Buffalo), 32 att. |
| 5 | Joe Ferguson, Buffalo (11/21/82 at Buffalo), 28 att. |
| *5 | Dan Fouts, San Diego (1/6/83 at Miami), 34 att. |
| *5 | Richard Todd, N.Y. Jets (1/23/83 at Miami), 37 att. |
| 5 | Richard Todd, N.Y. Jets (10/16/83 at New York), 26 att. |
| 5 | Drew Bledsoe, New England (11/21/99 at Miami), 34 att. |

HIGHEST COMPLETION PERCENTAGE

CAREER (min: 100 completions)

| | |
|------|---|
| 71.8 | Joe Flacco, Baltimore (six games), 127 of 177 att. |
| 69.9 | Troy Aikman, Dallas (four games), 102 of 146 att. |
| 68.9 | Warren Moon, Hou., Minn. (six games), 102 of 148 att. |
| 67.6 | Drew Brees, S.D., N.O. (six games), 150 of 222 att. |
| 65.9 | Tyrod Taylor, Buffalo (six games), 108 of 164 att. |

GAME (min: 12 completions)

| | |
|------|---|
| 87.1 | Eli Manning, N.Y. Giants (12/14/15 at Miami), 27 of 31 |
| 86.7 | Joe Namath, N.Y. Jets (10/22/67 at Miami), 13 of 15 |
| 85.7 | Ben Roethlisberger, Pittsburgh (11/26/07 at Pittsburgh), 18 of 21 |
| 84.2 | Johnny Unitas, Baltimore (12/11/71 at Baltimore), 16 of 19 |
| 84.0 | Tom Brady, New England (10/21/07 at Miami), 21 of 25 |

MOST 300-YARD PASSING GAMES

CAREER

| | |
|---|---|
| 7 | Tom Brady, New England (32 games) |
| 6 | Drew Bledsoe, N.E., Buff. (22 games) |
| 5 | Philip Rivers, San Diego (eight games) |
| 3 | Ken O'Brien, N.Y. Jets, Phil. (16 games) |
| 3 | Joe Ferguson, Buff., T.B., Ind. (25 games) |
| 3 | Jim Kelly, Buffalo (20 games) |
| 3 | Vinny Testaverde, T.B., Clev., Bal., N.Y. Jets (11 games) |
| 3 | Andrew Luck, Indianapolis (3 games) |

LONGEST PASS PLAYS

| | |
|------|--|
| 99t | Tom Brady to Wes Welker (9/12/11 vs. New England) |
| 93t | Mike Livingston to Otis Taylor, 79 yards; lateral to Robert Holmes, 14 yards (10/19/69 at Kansas City) |
| 92t | Joe Ferguson to Frank Lewis (9/17/78 vs. Buffalo) |
| 89t | Len Dawson to Otis Taylor (11/13/66 at Kansas City) |
| 89t | Joe Namath to Richard Caster (10/7/74 at N.Y. Jets) |
| 87t | Charlie Batch to Heath Miller (9/7/06 at Pittsburgh) |
| 86t | Aaron Rodgers to Greg Jennings (10/17/10 at Green Bay) |
| 84t | Drew Bledsoe to Ben Coates (11/3/96 at New England) |
| 84t | Eli Manning to Odell Beckham Jr. (12/14/15 vs. N.Y. Giants) |
| 83t | Jim Kelly to Andre Reed (12/4/94 vs. Buffalo) |
| *82t | Daryle Lamonica to Rod Sherman (12/27/70 at Oakland) |



OPPONENT INDIVIDUAL RECORDS

| | |
|-----|---|
| 82t | Dan Pastorini to Charlie Joiner (9/24/72 vs. Houston) |
| 81t | Tom Brady to Sam Aiken (12/6/09 vs. New England) |
| 82t | Tom Brady to Troy Brown (10/19/03 vs. New England) |
| 80t | Sam Wyche to Bob Trumpy (11/17/68 vs. Cincinnati) |
| 80t | Ken Anderson to Isaac Curtis (11/28/83 vs. Cincinnati) |
| 80t | Warren Moon to Butch Woolfolk (9/8/85 at Houston) |
| 80t | Mike Pagel to Wayne Capers (11/17/85 at Indianapolis) |
| 80t | John Friesz to Brian Blauds (10/6/96 vs. Seattle) |
| 80t | Alex Van Pelt to Eric Moulds (11/25/01 at Buffalo) |
| 80t | Peyton Manning to Dallas Clark (9/21/09 vs. Indianapolis) |

RECEIVING

MOST RECEPTIONS

CAREER

| | |
|-----|--|
| 122 | Andre Reed, Buffalo (28 games) |
| 99 | Wes Welker, N.E., Den. (12 games) |
| 84 | Marvin Harrison, Indianapolis (15 games) |
| 78 | Al Toon, N.Y. Jets (14 games) |
| 73 | Eric Moulds, Buff., Hou. (21 games) |

GAME

| | |
|-----|---|
| 15 | Isaac Bruce, St. Louis (12/24/95 at St. Louis), 210 yards |
| 14 | Al Toon, N.Y. Jets (11/27/88 at New York), 181 yards |
| *13 | Kellen Winslow, San Diego (1/2/82 at Miami), 166 yards |
| 13 | Antonio Gates, San Diego (12/11/05 at San Diego), 123 yards |
| 13 | Julian Edelman, New England (12/15/13 at Miami), 139 yards |

MOST RECEIVING YARDS

CAREER

| | |
|-------|--|
| 1,731 | Andre Reed, Buffalo (28 games), 122 receptions |
| 1,371 | Stanley Morgan, N.E., Ind. (25 games), 68 receptions |
| 1,342 | Wesley Walker, N.Y. Jets (19 games), 70 receptions |
| 1,221 | Eric Moulds, Buff., Hou. (21 games), 73 receptions |
| 1,196 | Wes Welker, N.E., Den. (12 games), 99 receptions |

GAME

| | |
|------|---|
| *240 | Eric Moulds, Buffalo (1/2/99 at Miami), 9 receptions |
| 221 | Eric Decker, N.Y. Jets (12/28/14 at Miami), 10 receptions |
| 220 | Ron Jessie, Los Angeles (10/3/76 at Miami), 7 receptions |
| 210 | Isaac Bruce, St. Louis (12/24/95 at St. Louis), 15 receptions |
| 196 | Eric Moulds, Buffalo (11/25/01 at Buffalo), 6 receptions |

MOST RECEIVING TOUCHDOWNS

CAREER

| | |
|----|---|
| 17 | Wesley Walker, N.Y. Jets (19 games), 70 receptions |
| 13 | Irving Fryar, N.E., Phil., Wash. (20 games), 61 receptions |
| 11 | Laveraneus Coles, N.Y. Jets, Wash. (15 games), 52 receptions |
| 11 | Eric Moulds, Buff., Hou. (21 games), 73 receptions |
| 10 | Randy Moss, Minn., Oak., N.E., S.F. (12 games), 48 receptions |
| 10 | Andre Reed, Buffalo (28 games), 122 receptions |

GAME

| | |
|---|---|
| 4 | Jimmie Giles, Tampa Bay (10/20/85 at Miami) |
| 4 | Wesley Walker, N.Y. Jets (9/21/86 at New York) |
| 4 | Irving Fryar, Philadelphia (10/20/96 at Philadelphia) |
| 3 | 18 times; last by Danny Woodhead, San Diego (12/20/15 at San Diego) |

HIGHEST RECEIVING AVERAGE

CAREER (min: 40 receptions)

| | |
|------|---|
| 20.2 | Stanley Morgan, N.E., Ind. (25 games), 68/1,371 yards |
| 19.2 | Lee Evans, Buff. (13 games), 43/827 yards |
| 19.2 | Wesley Walker, N.Y. Jets (19 games), 70/1,342 yards |
| 18.0 | Frank Lewis, Pit., Buff (14 games), 46/380 yards |
| 17.3 | Shawn Jefferson, S.D., N.E. (12 games), 42/726 yards |

GAME (min: 3 receptions)

| | |
|------|--|
| 43.3 | Theo Bell, Pittsburgh (11/30/80 at Pittsburgh), 4/173 yards |
| 40.0 | Butch Woolfolk, Houston (9/8/85 at Houston), 3/120 yards |
| 39.0 | Richard Caster, N.Y. Jets (10/7/74 at Miami), 3/117 yards |
| 38.0 | Stanley Morgan, New England (10/21/84 at New England), 3/114 yards |

MOST 100-YARD RECEIVING GAMES

| | |
|---|--|
| 6 | Wes Welker, N.E., Den. (12 games) |
| 5 | Al Toon, N.Y. Jets (14 games) |
| 5 | Andre Reed, Buffalo (28 games) |
| 5 | Stanley Morgan, N.E., Ind. (23 games) |
| 4 | Wesley Walker, N.Y. Jets (18 games) |
| 4 | Marvin Harrison, Indianapolis (15 games) |
| 4 | Randy Moss, Minn., Oak., N.E., S.F. (12 games) |

FIELD GOALS

MOST FIELD GOALS

CAREER

| | |
|----|--|
| 44 | Adam Vinatieri, N.E., Ind. (26 games) |
| 37 | Pat Leahy, N.Y. Jets (32 games) |
| 35 | Stephen Gostkowski, N.E. (24 games) |
| 32 | Steve Christie, T.B., Buff., S.D. (21 games) |
| 28 | Dean Biasucci, Ind. StL. (21 games) |

GAME

| | |
|----|--|
| 5 | Roy Gerela, Houston (9/28/69 at Houston), 5 att. |
| 5 | Dean Biasucci, Indianapolis (9/25/88 at Indianapolis), 6 att. |
| *5 | Steve Christie, Buffalo (1/17/93 at Miami), 6 att. |
| 5 | Jason Elam, Denver (10/13/02 at Denver), 5 att. |
| 5 | Kris Brown, Houston (9/7/03 at Miami), 7 att. |
| 5 | Kris Brown, Houston (10/7/07 at Houston), 5 att. |
| 5 | Dan Carpenter, Buffalo (9/14/14 at Buffalo), 6 att. |
| 5 | Mike Nugent, Cincinnati (9/29/16 at Cincinnati), 5 att. |
| 5 | Harrison Butker, Kansas City (12/24/17 at Kansas City), 6 att. |

LONGEST FIELD GOALS

| | |
|----|---|
| 59 | Steve Christie, Buffalo (9/26/93 at Buffalo) |
| 58 | Jason Myers, Jacksonville (9/20/15 at Jacksonville) |
| 57 | Kris Brown, Houston (10/7/07 at Houston) |
| 56 | Rian Lindell, Buffalo (11/29/09 at Buffalo) |
| 56 | Dave Rayner, Buffalo (11/20/11 at Miami) |
| 56 | Chandler Catanzaro, Arizona (12/11/16 at Miami) |

INTERCEPTIONS

MOST INTERCEPTIONS

CAREER

| | |
|---|---|
| 9 | Nate Clements, Buff., S.F., Cin. (14 games) |
| 7 | Johnny Robinson, Kansas City (five games) |
| 7 | Roland James, New England (19 games) |
| 6 | Raymond Clayborn, N.E., Clev. (25 games) |
| 6 | Willie Brown, Oakland (six games) |
| 6 | Ronnie Lippett, New England (15 games) |



OPPONENT INDIVIDUAL RECORDS

| | |
|---|--|
| 6 | Mike Prior, T.B., Ind., G.B. (14 games) |
| 6 | Victor Green, N.Y. Jets, N.E. (19 games) |
| 6 | Marcus Coleman, N.Y. Jets, Hou. (13 games) |
| 6 | Darrelle Revis, N.Y. Jets, T.B., N.E., K.C. (17 games) |

GAME

| | |
|---|---|
| 3 | Clarence Duren, San Diego (10/30/77 at Miami), 45 yards |
| 3 | Jeff Nixon, Buffalo (9/7/80 at Buffalo), 31 yards |
| 3 | Erik McMillan, N.Y. Jets (10/23/88 at Miami), 57 yards |
| 3 | Marcus Coleman, N.Y. Jets (10/23/00 at N.Y. Jets), 7 yards |
| 3 | Greg Wesley, Kansas City (9/29/02 at Kansas City), 71 yards |
| 3 | Nate Clements, Buffalo (10/20/02 at Miami), 39 yards |

MOST INTERCEPTION RETURN YARDS

GAME

| | |
|-----|---|
| 151 | Mike Haynes, L.A. Raiders (12/2/84 at Miami), 2 interceptions |
|-----|---|

LONGEST INTERCEPTION RETURNS

| | |
|------|--|
| 102t | Eddie Anderson, L.A. Raiders (12/14/92 at Miami), Dan Marino |
| 100t | Aaron Glenn, N.Y. Jets (9/15/96 at Miami), Dan Marino |
| 100t | Jimmy Hitchcock, New England (11/23/97 at New England), Dan Marino |
| 100t | Darrelle Revis, N.Y. Jets (10/17/11 at N.Y. Jets), Matt Moore |
| 98t | Marcus Coleman, N.Y. Jets (12/27/99 at Miami), Dan Marino |
| 97t | Mike Haynes, L.A. Raiders (12/2/84 at Miami), Dan Marino |
| 97t | Najee Mustafaa, Cleveland (10/10/93 at Cleveland), Scott Mitchell |
| 90t | Steve Emtman, Indianapolis (10/25/92 at Miami), Dan Marino |
| *90t | Tory James, Oakland (1/6/01 at Oakland), Jay Fiedler |

LONGEST PLAYS

PUNTS

| | |
|----|--|
| 89 | Luke Prestridge, New England (10/21/84 at New England) |
| 80 | Chris Mohr, Buffalo (10/13/96 at Buffalo) |
| 73 | Rich Camarillo, New England (9/13/87 at New England) |
| 73 | Josh Miller, Pittsburgh (9/20/98 at Miami) |
| 73 | Todd Sauerbrun, Carolina (11/4/01 at Miami) |

PUNT RETURNS

| | |
|-----|---|
| 94t | Julian Edelman, New England (1/2/11 at New England) |
| 93t | Johnnie Lee Higgins, Oakland (11/16/08 at Miami) |
| 84t | Clarence Verdin, Indianapolis (10/25/92 at Miami) |
| 83t | Billy Johnson, Houston (11/16/75 at Houston) |
| 80t | Ron Gardin, Baltimore (11/1/70 at Baltimore) |

KICKOFF RETURNS

| | |
|------|--|
| 104t | Terrence McGee, Buffalo (12/5/04 at Miami) |
| 103t | Brandon Tate, New England (10/5/10 at Miami) |
| 102t | Harold Hart, Oakland (9/22/75 at Oakland) |
| 102t | C.J. Spiller, Buffalo (9/14/14 at Buffalo) |
| 101t | Jacoby Ford, Oakland (11/28/10 at Oakland) |
| 99t | Jim Duncan, Baltimore (11/1/70 at Baltimore) |

FUMBLE RETURNS

| | |
|------|--|
| 100t | Chris Martin, Kansas City (10/13/91 at Kansas City), Sammie Smith |
| *79t | Neil Smith, Denver (1/9/99 at Denver), Oronde Gadsden |
| 69t | Shea McClellin, New England (1/1/17 at Miami), Damien Williams |
| 66t | Greg Townsend, L.A. Raiders (9/19/83 at L.A. Raiders), David Woodley |
| 62t | Hugh Douglas, N.Y. Jets (12/22/96 at N.Y. Jets), Stanley Pritchett |

BLOCKED FIELD GOALS

| | |
|-----|--|
| 78t | George Radachowsky, N.Y. Jets (9/24/89 at Miami), Pete Stoyanovich |
| 76t | Charles Romes, Buffalo (9/2/79 at Buffalo), Uwe von Schamann |
| 62t | Kyle Arrington, New England (12/14/14 at New England), Caleb Sturgis |



OPPONENT TOP TENS

RUSHING

| PLAYER | TEAMS | GAMES | NO. | YDS. | AVG. | LG | TD |
|--------------------|-----------------------------|-------|-----|-------|------|-----|----|
| 1. Thurman Thomas | Buffalo | 20 | 364 | 1,620 | 4.5 | 30t | 8 |
| 2. Freeman McNeil | N.Y. Jets | 21 | 281 | 1,507 | 5.4 | 58 | 2 |
| Curtis Martin | New England, N.Y. Jets | 20 | 409 | 1,507 | 3.7 | 37 | 13 |
| 4. O.J. Simpson | Buffalo | 16 | 240 | 1,177 | 4.9 | 75t | 4 |
| 5. Eric Dickerson | L.A. Rams, Ind., L.A. Raid. | 11 | 231 | 1,065 | 4.6 | 40 | 6 |
| 6. Jim Nance | N.Y. Jets, Boston | 12 | 183 | 933 | 5.1 | 30t | 9 |
| 7. Lydell Mitchell | San Diego Baltimore | 12 | 235 | 912 | 3.9 | 64t | 6 |
| 8. Willis McGahee | Buffalo, Baltimore, Denver | 10 | 232 | 848 | 3.7 | 31 | 2 |
| 9. Antowain Smith | Buffalo, N.E., N.O. | 14 | 232 | 822 | 3.5 | 44 | 4 |
| 10. John Riggins | N.Y. Jets, Washington | 13 | 183 | 761 | 4.2 | N/A | 5 |

PASSING

| PLAYER | TEAMS | GAMES | ATT. | COMP. | YDS. | PCT. | TD | INT. |
|----------------------|-------------------------|-------|-------|-------|-------|------|----|------|
| 1. Tom Brady | New England | 32 | 1,029 | 624 | 7,342 | 60.6 | 60 | 26 |
| 2. Drew Bledsoe | New England, Buffalo | 22 | 765 | 412 | 5,397 | 53.9 | 30 | 29 |
| 3. Joe Ferguson | Buffalo, T.B., Ind. | 25 | 722 | 418 | 4,902 | 57.9 | 26 | 33 |
| 4. Jim Kelly | Buffalo | 20 | 621 | 388 | 4,560 | 62.5 | 24 | 19 |
| 5. Ken O'Brien | N.Y. Jets, Philadelphia | 17 | 489 | 303 | 3,837 | 62.0 | 25 | 13 |
| 6. Steve Grogan | New England | 22 | 521 | 280 | 3,709 | 53.7 | 21 | 25 |
| 7. Peyton Manning | Indianapolis, Denver | 13 | 436 | 272 | 3,214 | 62.4 | 22 | 18 |
| 8. Joe Namath | N.Y. Jets | 16 | 388 | 201 | 2,956 | 51.8 | 19 | 24 |
| 9. Richard Todd | N.Y. Jets | 14 | 355 | 203 | 2,718 | 57.2 | 18 | 25 |
| 10. Ryan Fitzpatrick | Buf., NYJ, T.B. | 11 | 340 | 202 | 2,397 | 59.4 | 14 | 12 |

RECEPTIONS

| PLAYER | TEAMS | GAMES | NO. | YDS. | AVG. | LG | TD |
|--------------------|---------------------------|-------|-----|-------|------|-----|----|
| 1. Andre Reed | Buffalo | 28 | 122 | 1,731 | 14.2 | 83t | 10 |
| 2. Wes Welker | New England, Denver | 12 | 99 | 1,196 | 12.1 | 99t | 7 |
| 3. Marvin Harrison | Indianapolis | 15 | 84 | 1,133 | 13.5 | 45 | 9 |
| 4. Al Toon | N.Y. Jets | 14 | 78 | 1,054 | 14.0 | 44t | 4 |
| 5. Eric Moulds | Buffalo, Houston | 21 | 73 | 1,221 | 16.7 | 80t | 11 |
| 6. Wayne Chrebet | N.Y. Jets | 20 | 72 | 991 | 13.8 | 70 | 8 |
| 7. Wesley Walker | N.Y. Jets | 19 | 70 | 1,342 | 19.2 | 71t | 17 |
| 8. Stanley Morgan | New England, Indianapolis | 25 | 68 | 1,371 | 20.2 | 76t | 6 |
| 9. Thurman Thomas | Buffalo | 20 | 67 | 693 | 10.3 | 50t | 3 |
| 10. Ben Coates | New England, Baltimore | 19 | 63 | 812 | 12.9 | 84t | 9 |
| Bill Brooks | Indianapolis, Buffalo | 20 | 63 | 661 | 10.5 | 47 | 3 |

RECEIVING YARDS

| PLAYER | TEAMS | GAMES | NO. | YDS. | AVG. | LG | TD |
|--------------------|---------------------|-------|-----|------|------|-----|----|
| 1. Andre Reed | Buffalo | 28 | 122 | 1731 | 14.2 | 83t | 10 |
| 2. Stanley Morgan | N.E., Indianapolis | 25 | 68 | 1371 | 20.2 | 76t | 6 |
| 3. Wesley Walker | N.Y. Jets | 19 | 70 | 1342 | 19.2 | 71t | 17 |
| 4. Eric Moulds | Buffalo, Houston | 21 | 73 | 1221 | 16.7 | 80t | 11 |
| 5. Wes Welker | New England, Denver | 12 | 99 | 1196 | 12.1 | 99t | 7 |
| 6. Marvin Harrison | Indianapolis | 15 | 84 | 1133 | 13.5 | 45 | 9 |
| 7. Al Toon | N.Y. Jets | 14 | 78 | 1054 | 14.0 | 44t | 4 |
| 8. Wayne Chrebet | N.Y. Jets | 20 | 72 | 991 | 13.8 | 70 | 8 |
| 9. Irving Fryar | N.E., Phil. Wash. | 20 | 61 | 978 | 16.0 | 54t | 13 |
| 10. Frank Lewis | Pittsburgh, Buffalo | 14 | 46 | 830 | 18.0 | 92t | 2 |



OPPONENT OUTSTANDING PERFORMANCES

| GAMES OF 300+ PASSING YARDS | | | | | | | | |
|-----------------------------|---------------|----------|------|-------|------|----|------|-----|
| PLAYER | TEAM | DATE | ATT. | COMP. | YDS. | TD | INT. | LG |
| Tom Brady | New England | 9/12/11 | 48 | 32 | 517 | 4 | 1 | 99t |
| Ken O'Brien | N.Y. Jets | 9/21/86 | 43 | 29 | 479 | 4 | 1 | 65t |
| James Harris | L.A. Rams | 10/3/76 | 29 | 17 | 436 | 2 | 1 | 58 |
| * Dan Fouts | San Diego | 1/2/82 | 55 | 33 | 433 | 4 | 1 | 43 |
| Andrew Luck | Indianapolis | 11/4/12 | 48 | 30 | 433 | 2 | 0 | 48 |
| Drew Bledsoe | New England | 11/23/98 | 54 | 28 | 423 | 2 | 2 | 49 |
| Drew Bledsoe | New England | 9/4/94 | 51 | 32 | 421 | 4 | 2 | 62t |
| Joe Ferguson | Buffalo | 10/9/83 | 55 | 38 | 419 | 5 | 1 | 35 |
| Drew Bledsoe | New England | 11/3/96 | 41 | 30 | 419 | 3 | 2 | 84t |
| Joe Namath | N.Y. Jets | 10/1/67 | 39 | 23 | 415 | 3 | 1 | 62 |
| Matt Cassel | New England | 11/23/08 | 43 | 30 | 415 | 3 | 1 | 64 |
| Drew Brees | New Orleans | 9/30/13 | 39 | 30 | 413 | 4 | 0 | 48 |
| Bernie Kosar | Cleveland | 11/10/86 | 50 | 32 | 401 | 0 | 0 | 44 |
| Ken O'Brien | N.Y. Jets | 11/10/85 | 43 | 26 | 393 | 2 | 0 | 44 |
| Boomer Esiason | N.Y. Jets | 11/27/94 | 41 | 26 | 382 | 2 | 2 | 69 |
| Elvis Grbac | San Francisco | 11/20/95 | 41 | 31 | 382 | 4 | 0 | 47t |
| Joe Flacco | Baltimore | 12/4/16 | 47 | 36 | 381 | 4 | 1 | 53t |
| Jim Kelly | Buffalo | 9/1/91 | 39 | 29 | 381 | 2 | 1 | 54t |
| Dan Fouts | San Diego | 11/18/84 | 56 | 37 | 380 | 4 | 1 | 44 |
| Matt Schaub | Houston | 10/12/08 | 42 | 22 | 379 | 1 | 2 | 61 |
| Vinny Testaverde | N.Y. Jets | 10/23/00 | 59 | 36 | 378 | 5 | 3 | 30t |
| Vinny Testaverde | N.Y. Jets | 9/14/03 | 45 | 29 | 373 | 1 | 1 | 61 |
| Carson Palmer | Oakland | 9/16/12 | 48 | 24 | 373 | 1 | 1 | 64t |
| Steve DeBerg | Tampa Bay | 10/20/85 | 32 | 19 | 365 | 4 | 1 | 57 |
| Tom Brady | New England | 12/15/13 | 55 | 34 | 364 | 2 | 1 | 30 |
| Troy Aikman | Dallas | 10/27/96 | 41 | 33 | 363 | 3 | 0 | 61 |
| Brett Favre | Green Bay | 9/11/94 | 51 | 31 | 362 | 2 | 1 | 35 |
| Kurt Warner | Arizona | 9/14/08 | 24 | 19 | 361 | 3 | 0 | 79 |
| * Doug Flutie | Buffalo | 1/2/99 | 36 | 21 | 360 | 1 | 1 | 65 |
| Jim Kelly | Buffalo | 10/25/87 | 39 | 29 | 359 | 2 | 0 | 34 |
| Brian Sipe | Cleveland | 11/18/79 | 42 | 23 | 358 | 3 | 0 | 54 |
| Geno Smith | N.Y. Jets | 12/28/14 | 25 | 20 | 358 | 3 | 0 | 74t |
| Bert Jones | Baltimore | 9/27/81 | 27 | 20 | 357 | 3 | 1 | 67t |
| Tom Brady | New England | 10/29/15 | 38 | 26 | 356 | 4 | 0 | 47t |
| Steve Grogan | New England | 11/8/81 | 40 | 23 | 355 | 1 | 4 | 76t |
| Daunte Culpepper | Minnesota | 9/10/00 | 37 | 23 | 355 | 1 | 3 | 42 |
| Danny White | Dallas | 10/25/81 | 32 | 22 | 354 | 3 | 1 | 38 |
| Tom Brady | New England | 10/21/07 | 25 | 21 | 354 | 6 | 0 | 50t |
| Tom Brady | New England | 12/6/09 | 29 | 19 | 352 | 2 | 2 | 81t |
| Steve Grogan | New England | 11/29/79 | 39 | 21 | 350 | 3 | 2 | 38 |
| Eli Manning | N.Y. Giants | 10/30/11 | 45 | 31 | 349 | 2 | 0 | 26 |
| Ben Roethlisberger | Pittsburgh | 12/8/13 | 39 | 23 | 349 | 3 | 0 | 67 |
| Dennis Shaw | Buffalo | 10/18/70 | 32 | 24 | 348 | 2 | 2 | 48 |
| Derek Carr | Oakland | 9/23/18 | 39 | 27 | 345 | 1 | 2 | 66 |
| Daryle Lamonica | Oakland | 9/21/68 | 24 | 15 | 344 | 4 | 0 | 73t |
| Mike Tomczak | Pittsburgh | 11/20/94 | 42 | 26 | 343 | 0 | 0 | 40 |
| Erik Kramer | Chicago | 10/27/97 | 50 | 32 | 343 | 2 | 0 | 54 |
| Andrew Luck | Indianapolis | 11/25/18 | 37 | 30 | 343 | 3 | 2 | 36 |
| Ken Anderson | Cincinnati | 11/28/83 | 36 | 23 | 342 | 1 | 2 | 80t |
| Pat Ryan | N.Y. Jets | 11/27/88 | 43 | 27 | 341 | 2 | 1 | 35 |
| Tony Eason | New England | 9/17/89 | 49 | 25 | 341 | 1 | 1 | 45 |
| * Jim Kelly | Buffalo | 1/12/91 | 29 | 19 | 339 | 3 | 1 | 44 |
| Joe Ferguson | Buffalo | 10/12/81 | 29 | 20 | 338 | 3 | 0 | 65t |
| Andy Dalton | Cincinnati | 10/31/13 | 53 | 32 | 338 | 0 | 3 | 26 |
| Eli Manning | N.Y. Giants | 12/14/15 | 31 | 27 | 337 | 4 | 0 | 84t |
| Brian Griese | Denver | 10/13/02 | 46 | 27 | 335 | 1 | 2 | 52 |
| Sam Darnold | N.Y. Jets | 9/16/18 | 25 | 41 | 334 | 1 | 2 | 44 |
| Steve Bartkowski | Atlanta | 9/21/80 | 36 | 18 | 332 | 2 | 0 | 53 |
| Tom Brady | New England | 11/8/09 | 37 | 25 | 332 | 1 | 1 | 71t |
| Joe Ferguson | Buffalo | 12/17/77 | 40 | 25 | 331 | 1 | 3 | 27 |
| ** Joe Montana | San Francisco | 1/20/85 | 35 | 24 | 331 | 3 | 0 | 34 |
| Vinny Testaverde | Baltimore | 10/19/97 | 47 | 32 | 331 | 1 | 0 | 34t |



OPPONENT OUTSTANDING PERFORMANCES

GAMES OF 300+ PASSING YARDS

| PLAYER | TEAM | DATE | ATT. | COMP. | YDS. | TD | INT. | LG |
|--------------------|---------------|----------|------|-------|------|----|------|-----|
| Philip Rivers | L.A. Chargers | 9/17/17 | 39 | 31 | 331 | 1 | 0 | 24 |
| Ken O'Brien | N.Y. Jets | 9/24/89 | 37 | 27 | 329 | 3 | 1 | 37t |
| Drew Bledsoe | New England | 1/2/94 | 43 | 27 | 329 | 4 | 1 | 42 |
| Tyrod Taylor | Buffalo | 12/24/16 | 39 | 26 | 329 | 3 | 0 | 53 |
| Kurt Warner | St. Louis | 9/30/01 | 31 | 24 | 328 | 4 | 0 | 45t |
| Trent Green | Kansas City | 9/29/02 | 34 | 24 | 328 | 5 | 0 | 46 |
| Brooks Bollinger | N.Y. Jets | 12/18/05 | 42 | 28 | 327 | 2 | 0 | 60t |
| Bruce Matheson | Seattle | 10/4/87 | 42 | 20 | 326 | 2 | 3 | 30 |
| Warren Moon | Minnesota | 9/25/94 | 37 | 26 | 326 | 3 | 0 | 44t |
| Philip Rivers | San Diego | 11/13/16 | 44 | 23 | 326 | 3 | 4 | 51t |
| Neil O'Donnell | N.Y. Jets | 9/15/96 | 44 | 25 | 325 | 3 | 3 | 78t |
| Kevin Kolb | Arizona | 9/30/12 | 48 | 29 | 324 | 3 | 2 | 46t |
| Boomer Esiason | N.Y. Jets | 9/12/93 | 33 | 22 | 323 | 2 | 1 | 51 |
| Glenn Foley | N.Y. Jets | 11/9/97 | 48 | 25 | 322 | 1 | 1 | 33 |
| Andrew Luck | Indianapolis | 9/15/13 | 43 | 25 | 321 | 1 | 1 | 47 |
| Mark Rypien | St. Louis | 12/24/95 | 42 | 27 | 320 | 2 | 1 | 31 |
| Tyler Thigpen | Kansas City | 12/21/08 | 41 | 20 | 320 | 2 | 3 | 75 |
| Jim Harbaugh | Indianapolis | 10/8/95 | 33 | 25 | 319 | 3 | 0 | 47t |
| Neil O'Donnell | N.Y. Jets | 10/12/97 | 37 | 24 | 319 | 2 | 0 | 70 |
| Carson Palmer | Cincinnati | 12/30/07 | 32 | 23 | 316 | 3 | 1 | 70t |
| Ryan Fitzpatrick | Buffalo | 12/18/11 | 47 | 31 | 316 | 2 | 3 | 28 |
| Mitchell Trubisky | Chicago | 10/14/18 | 31 | 22 | 316 | 3 | 1 | 54 |
| Sam Bradford | St. Louis | 10/14/12 | 39 | 26 | 315 | 0 | 0 | 65 |
| Steve Bono | Kansas City | 12/12/94 | 55 | 33 | 314 | 2 | 3 | 22t |
| * Joe Montana | Kansas City | 12/31/94 | 37 | 26 | 314 | 2 | 1 | 57t |
| Dan Fouts | San Diego | 10/15/78 | 30 | 22 | 313 | 1 | 2 | 46 |
| Tony Eason | New England | 10/21/84 | 29 | 19 | 313 | 3 | 0 | 76t |
| Aaron Rodgers | Green Bay | 10/17/10 | 33 | 18 | 313 | 1 | 1 | 86t |
| * Mark Malone | Pittsburgh | 1/6/85 | 36 | 20 | 312 | 3 | 3 | 29t |
| Drew Bledsoe | New England | 12/24/00 | 34 | 18 | 312 | 2 | 2 | 59 |
| Philip Rivers | San Diego | 12/20/15 | 36 | 26 | 311 | 3 | 2 | 31 |
| Richard Todd | N.Y. Jets | 10/4/81 | 39 | 28 | 310 | 4 | 1 | 46 |
| Alex Van Pelt | Buffalo | 11/25/01 | 34 | 21 | 309 | 3 | 1 | 80t |
| Mike Livingston | Kansas City | 10/19/69 | 34 | 17 | 308 | 1 | 1 | 93t |
| Neil Lomax | St. Louis | 9/30/84 | 37 | 22 | 308 | 1 | 0 | 29 |
| Matt Schaub | Baltimore | 12/6/15 | 46 | 32 | 308 | 1 | 2 | 41t |
| Jay Cutler | Denver | 11/2/08 | 46 | 24 | 307 | 2 | 3 | 47 |
| Philip Rivers | San Diego | 10/2/11 | 31 | 21 | 307 | 1 | 0 | 55t |
| * Dan Pastorini | Houston | 12/24/78 | 29 | 20 | 306 | 1 | 0 | 34 |
| Jim Kelly | Buffalo | 10/4/92 | 48 | 25 | 306 | 1 | 4 | 28 |
| Drew Bledsoe | Buffalo | 12/1/02 | 27 | 15 | 306 | 3 | 0 | 73t |
| Mark Sanchez | N.Y. Jets | 9/23/12 | 45 | 21 | 306 | 1 | 2 | 66 |
| Greg Landry | Baltimore | 11/25/79 | 42 | 25 | 304 | 3 | 1 | 31t |
| Tom Brady | New England | 12/24/11 | 46 | 27 | 304 | 1 | 0 | 42 |
| Alex Smith | Kansas City | 12/24/17 | 39 | 25 | 304 | 1 | 0 | 52 |
| Sonny Jurgensen | Washington | 10/13/74 | 39 | 26 | 303 | 2 | 3 | 37 |
| Peyton Manning | Indianapolis | 9/21/09 | 23 | 14 | 303 | 2 | 0 | 80t |
| Phillip Rivers | San Diego | 9/27/09 | 33 | 18 | 303 | 0 | 0 | 55 |
| Peyton Manning | Indianapolis | 9/6/98 | 37 | 21 | 302 | 1 | 3 | 42 |
| Ben Roethlisberger | Pittsburgh | 10/24/10 | 27 | 19 | 302 | 2 | 0 | 53t |
| Pat Ryan | N.Y. Jets | 10/4/87 | 49 | 30 | 301 | 4 | 2 | 35t |
| Derek Carr | Oakland | 11/5/17 | 30 | 21 | 300 | 1 | 1 | 44t |

* Playoff game

** Super Bowl



OPPONENT OUTSTANDING PERFORMANCES

| GAMES OF 100+ RECEIVING YARDS | | | | | | |
|-------------------------------|---------------|----------|-----|------|----|-----|
| PLAYER | TEAM | DATE | NO. | YDS. | TD | LG |
| * Eric Moulds | Buffalo | 1/2/99 | 9 | 240 | 1 | 65 |
| Eric Decker | N.Y. Jets | 12/28/14 | 10 | 221 | 1 | 74t |
| Ron Jessie | L.A. Rams | 10/3/76 | 7 | 220 | 2 | 58t |
| Isaac Bruce | St. Louis | 12/24/95 | 15 | 210 | 1 | 31 |
| Eric Moulds | Buffalo | 11/25/01 | 6 | 196 | 2 | 80t |
| Wesley Walker | N.Y. Jets | 9/21/86 | 6 | 194 | 4 | 65t |
| Michael Irvin | Dallas | 10/27/96 | 12 | 186 | 1 | 61 |
| Dallas Clark | Indianapolis | 9/21/09 | 7 | 183 | 1 | 80t |
| Stanley Morgan | New England | 11/8/81 | 5 | 182 | 1 | 76t |
| Al Toon | N.Y. Jets | 11/27/88 | 14 | 181 | 0 | 29 |
| Andre Johnson | Houston | 10/12/08 | 10 | 178 | 1 | 61 |
| Reggie Rucker | Cleveland | 11/18/79 | 9 | 177 | 1 | 54 |
| Marvin Harrison | Indianapolis | 11/11/01 | 9 | 174 | 3 | 45 |
| Theo Bell | Pittsburgh | 11/30/80 | 4 | 173 | 0 | 45 |
| A.J. Green | Cincinnati | 9/29/16 | 10 | 173 | 1 | 51 |
| Jordy Nelson | Oakland | 9/23/18 | 6 | 173 | 1 | 66 |
| Johnnie Morton | Detroit | 12/7/97 | 9 | 171 | 1 | 41 |
| Steve Smith | Carolina | 9/25/05 | 11 | 170 | 3 | 53t |
| Cris Carter | Minnesota | 9/10/00 | 9 | 168 | 0 | 42 |
| Sammy Watkins | Buffalo | 11/8/15 | 8 | 168 | 1 | 63 |
| Wes Welker | New England | 12/6/09 | 10 | 167 | 0 | 58 |
| * Kellen Winslow | San Diego | 1/2/82 | 13 | 166 | 1 | 31 |
| Odell Beckham Jr. | N.Y. Giants | 12/14/15 | 7 | 166 | 2 | 84t |
| Tommy Kane | Seattle | 12/16/90 | 10 | 162 | 0 | 25 |
| Antwaan Randle El | Washington | 9/9/07 | 5 | 162 | 0 | 54 |
| Ben Coates | New England | 9/4/94 | 8 | 161 | 2 | 62t |
| Don Maynard | N.Y. Jets | 12/1/68 | 7 | 160 | 3 | 54t |
| Wes Welker | New England | 9/12/11 | 8 | 160 | 2 | 99t |
| Al Toon | N.Y. Jets | 9/24/89 | 10 | 159 | 1 | 37t |
| Bake Turner | N.Y. Jets | 12/15/68 | 7 | 157 | 0 | 71 |
| Al Toon | N.Y. Jets | 11/10/85 | 10 | 156 | 0 | 44 |
| Allen Robinson | Jacksonville | 9/20/15 | 6 | 155 | 2 | 52 |
| Andre Reed | Buffalo | 9/1/91 | 11 | 154 | 1 | 54t |
| Sammy Watkins | Buffalo | 12/24/16 | 7 | 154 | 1 | 53 |
| Frank Lewis | Buffalo | 9/17/78 | 5 | 153 | 1 | 92t |
| Larry Fitzgerald | Arizona | 9/14/08 | 6 | 153 | 0 | 75 |
| Julian Edelman | New England | 1/1/17 | 8 | 151 | 1 | 77t |
| * James Lofton | Buffalo | 1/12/91 | 7 | 149 | 1 | 44 |
| Jerry Rice | San Francisco | 11/20/95 | 8 | 149 | 2 | 47t |
| Stanley Morgan | New England | 12/22/86 | 8 | 148 | 2 | 30t |
| Randy Moss | New England | 11/8/09 | 6 | 147 | 1 | 71t |
| Santonio Holmes | N.Y. Jets | 9/23/12 | 9 | 147 | 0 | 38 |
| Marlin Briscoe | Buffalo | 10/18/70 | 7 | 145 | 2 | 46t |
| Raymond Butler | Baltimore | 9/27/81 | 4 | 145 | 2 | 67t |
| Keyshawn Johnson | N.Y. Jets | 12/12/99 | 11 | 144 | 2 | 27 |
| Marvin Harrison | Indianapolis | 9/15/02 | 11 | 144 | 1 | 33 |
| Terrelle Pryor Sr. | Cleveland | 9/25/16 | 8 | 144 | 0 | 40 |
| Mark Carrier | Tampa Bay | 10/30/88 | 9 | 142 | 0 | 47 |
| George Sauer | N.Y. Jets | 11/20/66 | 7 | 142 | 0 | - |
| * Stephone Paige | Kansas City | 1/5/91 | 8 | 142 | 1 | 33 |
| Santana Moss | N.Y. Jets | 9/14/03 | 5 | 142 | 1 | 61 |
| Tony Gonzalez | Kansas City | 9/29/02 | 7 | 140 | 3 | 42t |
| Anquan Boldin | Arizona | 9/14/08 | 6 | 140 | 3 | 79t |
| George Sauer | N.Y. Jets | 10/22/67 | 6 | 139 | 1 | 61t |
| Julian Edelman | New England | 12/15/13 | 13 | 139 | 1 | 24t |
| Wes Welker | New England | 10/21/07 | 9 | 138 | 2 | 36 |
| Wes Welker | New England | 12/24/11 | 12 | 138 | 0 | 42 |
| Antonio Brown | Pittsburgh | 12/8/13 | 5 | 138 | 1 | 56 |
| Jimmy Teal | Seattle | 10/4/87 | 9 | 137 | 0 | 32 |
| Joey Galloway | Seattle | 10/6/96 | 5 | 137 | 2 | 65t |
| Alfred Jenkins | Atlanta | 9/21/80 | 4 | 136 | 0 | 33 |
| Jeff Graham | N.Y. Jets | 9/15/96 | 5 | 136 | 1 | 78t |



OPPONENT OUTSTANDING PERFORMANCES

GAMES OF 100+ RECEIVING YARDS

| PLAYER | TEAM | DATE | NO. | YDS. | TD | LG |
|--------------------|--------------|----------|-----|------|----|-----|
| * Jimmy Smith | Jacksonville | 1/15/00 | 5 | 136 | 2 | 70t |
| Ben Coates | New England | 11/3/96 | 5 | 135 | 2 | 84t |
| Gene Foster | San Diego | 10/2/66 | 6 | 134 | 2 | 63t |
| Jim Whalen | Boston | 10/15/67 | 6 | 134 | 3 | - |
| Andre Reed | Buffalo | 10/13/96 | 10 | 134 | 0 | 49 |
| Brent Celek | Philadelphia | 11/15/15 | 4 | 134 | 0 | 60 |
| Leonard Thompson | Detroit | 10/27/85 | 6 | 133 | 1 | 48 |
| Stephone Paige | Kansas City | 12/3/89 | 7 | 133 | 1 | 38t |
| Greg Jennings | Green Bay | 10/17/10 | 6 | 133 | 1 | 86t |
| Fred Biletnikoff | Oakland | 9/20/69 | 9 | 132 | 1 | 13t |
| Otis Taylor | Kansas City | 10/19/69 | 4 | 131 | 0 | 79 |
| J.J. Birden | Kansas City | 12/12/94 | 10 | 131 | 1 | 22t |
| Shawn Jefferson | New England | 11/23/98 | 6 | 131 | 1 | 38 |
| Troy Brown | New England | 10/19/03 | 6 | 131 | 1 | 82t |
| Chad Johnson | Cincinnati | 12/30/07 | 4 | 131 | 2 | 70t |
| Hines Ward | Pittsburgh | 10/24/10 | 7 | 131 | 1 | 43 |
| Danny Amendola | New England | 12/15/13 | 10 | 131 | 0 | 30 |
| Brandon Marshall | N.Y. Jets | 11/29/15 | 9 | 131 | 2 | 47 |
| Chris Burkett | Buffalo | 10/25/87 | 9 | 130 | 1 | 34 |
| Eric Moulds | Buffalo | 12/1/02 | 5 | 130 | 1 | 57t |
| Randy Vataha | New England | 12/5/71 | 7 | 129 | 2 | 51t |
| * Steve Largent | Seattle | 12/29/84 | 6 | 128 | 1 | 56t |
| Matt Jones | Jacksonville | 12/3/06 | 6 | 128 | 1 | 33 |
| A.J. Green | Cincinnati | 10/31/13 | 11 | 128 | 0 | 21 |
| Brandon Marshall | N.Y. Jets | 10/4/15 | 7 | 128 | 0 | 58 |
| Cris Collinsworth | Cincinnati | 11/28/83 | 8 | 127 | 0 | 48 |
| Jake Reed | Minnesota | 9/25/94 | 9 | 127 | 0 | 21 |
| Andre Reed | Buffalo | 12/16/96 | 6 | 127 | 1 | 67t |
| Nate Washington | Houston | 10/25/15 | 9 | 127 | 2 | 27t |
| Charlie Mitchell | Denver | 12/4/66 | 4 | 126 | 1 | 79t |
| Wesley Walker | N.Y. Jets | 11/26/78 | 6 | 126 | 1 | 42 |
| Roy Williams | Detroit | 11/23/06 | 6 | 126 | 0 | 41 |
| Jared Cook | Oakland | 11/5/17 | 8 | 126 | 0 | 35 |
| Lance Alworth | San Diego | 11/12/67 | 4 | 125 | 1 | 54t |
| Stanley Morgan | New England | 10/5/86 | 6 | 125 | 1 | 27t |
| Tim Brown | Oakland | 11/30/97 | 8 | 125 | 1 | 36 |
| Raghib Ismail | Dallas | 11/25/99 | 5 | 125 | 1 | 65t |
| Marvin Harrison | Indianapolis | 12/5/99 | 8 | 125 | 0 | 36 |
| Randy Moss | New England | 11/23/08 | 8 | 125 | 3 | 29t |
| Emmanuel Sanders | Denver | 11/23/14 | 9 | 125 | 0 | 35 |
| Tyrell Williams | San Diego | 11/13/16 | 5 | 125 | 1 | 51t |
| T.Y. Hilton | Indianapolis | 11/25/18 | 7 | 125 | 0 | 36 |
| Stanley Morgan | New England | 11/29/79 | 5 | 124 | 1 | 38t |
| Rob Moore | N.Y. Jets | 9/12/93 | 6 | 124 | 0 | 51 |
| Rob Moore | N.Y. Jets | 11/27/94 | 7 | 124 | 0 | 35 |
| T.Y. Hilton | Indianapolis | 9/15/13 | 6 | 124 | 0 | 47 |
| * Antonio Brown | Pittsburgh | 1/8/17 | 5 | 124 | 2 | 62t |
| Will Fuller | Houston | 10/25/18 | 5 | 124 | 1 | 73t |
| Antonio Gates | San Diego | 12/11/05 | 13 | 123 | 1 | 25 |
| Jim Whalen | Boston | 12/17/67 | 4 | 122 | 0 | 33 |
| * Fred Biletnikoff | Oakland | 12/21/74 | 8 | 122 | 1 | 20 |
| Dokie Williams | L.A. Raiders | 12/2/84 | 2 | 122 | 1 | 75t |
| Andre Reed | Buffalo | 9/11/88 | 8 | 122 | 0 | 21 |
| * Andre Reed | Buffalo | 1/12/91 | 4 | 122 | 2 | 43 |
| Randy Moss | New England | 10/21/07 | 4 | 122 | 2 | 50t |
| Don Maynard | N.Y. Jets | 10/1/67 | 10 | 121 | 0 | - |
| Tony Martin | San Diego | 11/5/95 | 7 | 121 | 1 | 50t |
| Don Maynard | N.Y. Jets | 11/2/69 | 4 | 121 | 2 | 42t |
| Wayne Patrick | Buffalo | 10/18/70 | 6 | 121 | 0 | 48 |
| Joe Washington | Baltimore | 11/11/79 | 10 | 121 | 0 | 23 |
| Henry Ellard | L.A. Rams | 12/14/86 | 8 | 121 | 1 | 22 |
| Darrell Jackson | Seattle | 10/28/01 | 5 | 121 | 1 | 64 |



OPPONENT OUTSTANDING PERFORMANCES

GAMES OF 100+ RECEIVING YARDS

| PLAYER | TEAM | DATE | NO. | YDS. | TD | LG |
|-------------------|--------------|----------|-----|------|----|-----|
| Torrey Smith | Baltimore | 10/6/13 | 6 | 121 | 0 | 41 |
| George Sauer | N.Y. Jets | 10/1/67 | 10 | 120 | 0 | - |
| Sammy White | Minnesota | 12/11/76 | 9 | 120 | 3 | 36t |
| Butch Woolfolk | Houston | 9/8/85 | 3 | 120 | 1 | 80t |
| Wes Welker | New England | 11/23/08 | 8 | 120 | 0 | 64 |
| Vincent Jackson | San Diego | 9/27/09 | 5 | 120 | 0 | 55 |
| Lance Alworth | San Diego | 10/2/66 | 6 | 119 | 2 | - |
| Eric Sievers | San Diego | 11/18/84 | 12 | 119 | 2 | 24 |
| Fred Biletnikoff | Oakland | 10/4/69 | 9 | 119 | 1 | 23 |
| Mike Jones | New Orleans | 12/7/86 | 6 | 119 | 0 | 34 |
| Andre Johnson | Houston | 9/9/12 | 8 | 119 | 1 | 29 |
| Vincent Brisby | New England | 11/12/95 | 6 | 118 | 1 | 47t |
| Andre Roberts | Arizona | 9/30/12 | 6 | 118 | 2 | 46t |
| Richard Caster | N.Y. Jets | 10/7/74 | 3 | 117 | 1 | 89t |
| O.J. Simpson | Buffalo | 12/7/75 | 8 | 117 | 1 | 62t |
| Eric Sievers | New England | 12/10/89 | 6 | 117 | 0 | 41 |
| Carl Pickens | Cincinnati | 10/1/95 | 9 | 117 | 3 | 44t |
| Lee Evans | Buffalo | 12/4/05 | 5 | 117 | 3 | 56t |
| Sammy Watkins | Buffalo | 9/14/14 | 8 | 117 | 1 | 30 |
| Paul Coffman | Green Bay | 10/28/79 | 5 | 116 | 1 | 78t |
| Jimmie Giles | Tampa Bay | 10/20/85 | 7 | 116 | 4 | 39t |
| Irving Fryar | Philadelphia | 10/20/96 | 8 | 116 | 4 | 38t |
| Shawn Jefferson | New England | 10/25/98 | 4 | 116 | 0 | 54 |
| Lee Evans | Buffalo | 10/26/08 | 7 | 116 | 0 | 33 |
| Peyton Hillis | Denver | 11/2/08 | 7 | 116 | 1 | 47 |
| Tony Hill | Dallas | 12/17/84 | 6 | 115 | 1 | 66t |
| Steve Breaston | Kansas City | 11/6/11 | 7 | 115 | 0 | 37 |
| Julio Jones | Atlanta | 9/22/13 | 9 | 115 | 0 | 28 |
| Isaac Curtis | Cincinnati | 11/28/83 | 4 | 114 | 1 | 80t |
| Stanley Morgan | New England | 10/21/84 | 3 | 114 | 1 | 76t |
| Dennis Northcutt | Cleveland | 12/26/04 | 4 | 114 | 1 | 58t |
| Darren Sproles | New Orleans | 9/30/13 | 7 | 114 | 1 | 48 |
| Martellus Bennett | New England | 9/18/16 | 5 | 114 | 1 | 37 |
| Otis Taylor | Kansas City | 11/13/66 | 4 | 113 | 1 | 89t |
| Otis Taylor | Kansas City | 9/28/68 | 3 | 113 | 1 | 44 |
| Eric Crabtree | Cincinnati | 9/14/69 | 3 | 113 | 2 | 69t |
| James Lofton | L.A. Raiders | 10/9/88 | 5 | 113 | 0 | 32 |
| Tim Brown | Oakland | 10/31/99 | 7 | 113 | 0 | 32 |
| Calvin Johnson | Detroit | 11/9/14 | 7 | 113 | 1 | 49t |
| Rob Gronkowski | New England | 10/29/15 | 6 | 113 | 1 | 47t |
| Jim Colclough | Boston | 12/17/67 | 3 | 112 | 0 | 52 |
| * Mike Barber | Houston | 12/24/78 | 4 | 112 | 0 | 55 |
| Wesley Walker | N.Y. Jets | 10/4/81 | 8 | 112 | 2 | 46 |
| Will Moore | New England | 9/10/95 | 8 | 112 | 0 | 33 |
| Terry Glenn | New England | 11/3/96 | 10 | 112 | 0 | 20 |
| A.J. Green | Cincinnati | 10/7/18 | 6 | 112 | 0 | 23 |
| Wayne Patrick | Buffalo | 10/18/70 | 6 | 111 | 0 | 48 |
| Roy Jefferson | Washington | 10/13/74 | 7 | 111 | 1 | 37t |
| John Holland | Buffalo | 9/13/76 | 2 | 111 | 2 | 58t |
| * John Stallworth | Pittsburgh | 1/6/85 | 4 | 111 | 2 | 65t |
| Kevin House | Tampa Bay | 10/20/85 | 4 | 111 | 0 | 57 |
| Al Toon | N.Y. Jets | 9/21/86 | 7 | 111 | 0 | 31 |
| Torry Holt | St. Louis | 9/30/01 | 4 | 111 | 1 | 45t |
| * Ed Podolak | Kansas City | 12/25/71 | 8 | 110 | 1 | 29 |
| Anthony Miller | San Diego | 12/27/93 | 7 | 110 | 2 | 41t |
| Randy Moss | Minnesota | 12/21/02 | 7 | 110 | 0 | 60 |
| Jeremy Shockey | N.Y. Giants | 10/5/03 | 11 | 110 | 0 | 20 |
| Lee Evans | Buffalo | 12/5/04 | 4 | 110 | 2 | 69t |
| Taylor Gabriel | Chicago | 10/14/18 | 5 | 110 | 0 | 54 |
| Emerson Boozer | N.Y. Jets | 10/1/67 | 5 | 109 | 2 | - |
| Richie Anderson | N.Y. Jets | 10/23/00 | 12 | 109 | 0 | 19 |
| Golden Tate | Detroit | 11/9/14 | 11 | 109 | 0 | 28 |



OPPONENT OUTSTANDING PERFORMANCES

GAMES OF 100+ RECEIVING YARDS

| PLAYER | TEAM | DATE | NO. | YDS. | TD | LG |
|-------------------|--------------|----------|-----|------|----|-----|
| Tyreek Hill | Kansas City | 12/24/17 | 6 | 109 | 0 | 52 |
| Wesley Walker | N.Y. Jets | 9/3/78 | 4 | 108 | 2 | 47t |
| * Charlie Joiner | San Diego | 1/2/82 | 7 | 108 | 0 | 39 |
| Art Monk | N.Y. Jets | 11/27/94 | 5 | 108 | 0 | 69 |
| * Steve Tasker | Buffalo | 12/30/95 | 5 | 108 | 1 | 37t |
| Dedric Ward | N.Y. Jets | 11/9/97 | 6 | 108 | 0 | 33 |
| Leon Washington | N.Y. Jets | 12/25/06 | 4 | 108 | 0 | 64 |
| Jacoby Ford | Oakland | 11/28/10 | 4 | 108 | 1 | 52 |
| Vincent Jackson | San Diego | 10/2/11 | 3 | 108 | 1 | 55t |
| Donnie Avery | Indianapolis | 11/4/12 | 5 | 108 | 0 | 48 |
| Jordan Cameron | Cleveland | 9/8/13 | 9 | 108 | 1 | 22 |
| Jack Snow | L.A. Rams | 10/31/71 | 5 | 107 | 1 | 51t |
| Jordy Nelson | Green Bay | 10/12/14 | 9 | 107 | 1 | 22 |
| Javorius Allen | Baltimore | 12/6/15 | 12 | 107 | 1 | 41t |
| Warren Wells | Oakland | 9/21/68 | 3 | 106 | 1 | 73t |
| Raymond Chester | Baltimore | 10/10/76 | 5 | 106 | 0 | 48 |
| Frank Lewis | Buffalo | 10/12/81 | 5 | 106 | 0 | 30 |
| Tony Hill | Dallas | 10/25/81 | 5 | 106 | 0 | 38 |
| * Wes Chandler | San Diego | 1/2/82 | 6 | 106 | 0 | 47 |
| Andre Reed | Buffalo | 12/4/94 | 3 | 106 | 2 | 83t |
| Warrick Dunn | Tampa Bay | 9/21/97 | 6 | 106 | 1 | 58t |
| Laveranues Coles | N.Y. Jets | 10/15/06 | 5 | 106 | 2 | 58t |
| Leonard Hankerson | Washington | 11/13/11 | 8 | 106 | 0 | 22 |
| Bake Turner | N.Y. Jets | 12/14/69 | 4 | 105 | 2 | 34t |
| Harold Jackson | New England | 11/29/79 | 5 | 105 | 1 | 33 |
| Eddie Brown | Cincinnati | 11/8/87 | 8 | 105 | 0 | 32 |
| Jermaine Lewis | Baltimore | 10/19/97 | 6 | 105 | 0 | 28 |
| Wayne Chrebet | N.Y. Jets | 12/13/98 | 5 | 105 | 1 | 52 |
| Tony Martin | Atlanta | 12/27/98 | 3 | 105 | 1 | 53 |
| Ed McCaffrey | Denver | 9/13/99 | 6 | 105 | 3 | 61t |
| Jeremy Shockey | New Orleans | 10/25/09 | 4 | 105 | 0 | 66 |
| Art Powell | Oakland | 9/2/66 | 8 | 104 | 1 | 17t |
| * Elmo Wright | Kansas City | 12/25/71 | 3 | 104 | 0 | 63 |
| Derrick Gaffney | N.Y. Jets | 9/30/79 | 4 | 104 | 0 | 43 |
| Wayne Chrebet | N.Y. Jets | 10/12/97 | 5 | 104 | 1 | 70 |
| Tim Brown | Oakland | 12/6/98 | 9 | 104 | 2 | 27 |
| Wayne Chrebet | N.Y. Jets | 10/23/00 | 6 | 104 | 2 | 28 |
| Gary Garrison | San Diego | 10/11/69 | 4 | 103 | 2 | 40t |
| * Ken Burrough | Houston | 12/24/78 | 6 | 103 | 0 | 53 |
| Thurman Thomas | Buffalo | 9/1/91 | 8 | 103 | 1 | 50t |
| * Kimble Anders | Kansas City | 12/31/94 | 6 | 103 | 1 | 57t |
| Aaron Hernandez | New England | 9/12/11 | 7 | 103 | 1 | 30 |
| Wes Welker | New England | 12/2/12 | 12 | 103 | 1 | 14 |
| Marvin Harrison | Indianapolis | 9/6/98 | 5 | 102 | 1 | 42 |
| Troy Brown | New England | 12/24/00 | 8 | 102 | 0 | 22 |
| David Patten | New England | 10/6/02 | 5 | 102 | 2 | 34t |
| Doug Jolley | N.Y. Jets | 12/18/05 | 9 | 102 | 1 | 60t |
| Jamaal Charles | Kansas City | 12/21/08 | 3 | 102 | 0 | 75 |
| Kellen Winslow | Tampa Bay | 11/15/09 | 7 | 102 | 0 | 37 |
| Rob Gronkowski | New England | 1/2/11 | 6 | 102 | 1 | 28 |
| T.Y. Hilton | Indianapolis | 11/4/12 | 6 | 102 | 1 | 36t |
| Elbert Dubenion | Buffalo | 9/18/66 | 5 | 101 | 0 | 26 |
| Jerry LeVias | Houston | 11/23/69 | 4 | 101 | 1 | - |
| Andre Rison | Atlanta | 10/11/92 | 7 | 101 | 1 | 22t |
| Heath Miller | Pittsburgh | 9/7/06 | 3 | 101 | 1 | 87t |
| Andre Johnson | Houston | 10/1/06 | 9 | 101 | 1 | 30 |
| Cecil Shorts | Jacksonville | 12/16/12 | 6 | 101 | 0 | 30 |
| Richard Caster | N.Y. Jets | 11/24/74 | 6 | 100 | 2 | 45t |
| Al Toon | N.Y. Jets | 12/7/87 | 5 | 100 | 1 | 44t |
| Lawrence Dawsey | Tampa Bay | 12/1/91 | 8 | 100 | 1 | 17t |
| Curtis Conway | Chicago | 10/27/97 | 6 | 100 | 0 | 54 |
| Ken Dilger | Indianapolis | 12/14/97 | 5 | 100 | 3 | 43 |



OPPONENT OUTSTANDING PERFORMANCES

GAMES OF 100+ RECEIVING YARDS

| PLAYER | TEAM | DATE | NO. | YDS. | TD | LG |
|--------------|---------------|---------|-----|------|----|-----|
| Ben Watson | Cleveland | 12/5/10 | 10 | 100 | 1 | 22 |
| Jimmy Graham | New Orleans | 9/30/13 | 4 | 100 | 2 | 43t |
| Keenan Allen | L.A. Chargers | 9/17/17 | 9 | 100 | 0 | 24 |

* Playoff game

** Super Bowl

GAMES OF 100+ RUSHING YARDS

| PLAYER | TEAM | DATE | NO. | YDS. | TD | LG |
|------------------|--------------|----------|-----|------|----|-----|
| O.J. Simpson | Buffalo | 12/5/76 | 24 | 203 | 1 | 75t |
| Rueben Mayes | New Orleans | 12/7/86 | 28 | 203 | 2 | 34t |
| Earl Campbell | Houston | 11/20/78 | 28 | 199 | 4 | 81t |
| * Terrell Davis | Denver | 1/9/99 | 21 | 199 | 2 | 62 |
| Justin Fargas | Oakland | 9/30/07 | 22 | 179 | 0 | 48 |
| Freeman McNeil | N.Y. Jets | 10/14/85 | 28 | 173 | 0 | 20 |
| Ricky Watters | Philadelphia | 10/20/96 | 25 | 173 | 1 | 49t |
| Gerald Riggs | Atlanta | 11/30/86 | 33 | 172 | 1 | 31 |
| Eric Dickerson | Indianapolis | 12/4/88 | 31 | 169 | 1 | 19 |
| Jamal Lewis | Baltimore | 1/2/05 | 34 | 167 | 1 | 20 |
| C.J. Anderson | Denver | 11/23/14 | 27 | 167 | 1 | 26 |
| * Le'Veon Bell | Pittsburgh | 1/8/17 | 29 | 167 | 2 | 26 |
| ** John Riggins | Washington | 1/30/83 | 38 | 166 | 1 | 43t |
| Reuben Droughns | Cleveland | 11/20/05 | 30 | 166 | 1 | 75t |
| Chris Ivory | N.Y. Jets | 10/4/15 | 29 | 166 | 1 | 24 |
| Thurman Thomas | Buffalo | 9/1/91 | 25 | 165 | 1 | 20 |
| Jim Nance | Boston | 12/17/67 | 24 | 164 | 2 | 29 |
| William Andrews | Atlanta | 12/10/83 | 21 | 161 | 1 | 24t |
| * Earnest Byner | Cleveland | 1/4/86 | 16 | 161 | 2 | 66t |
| Hoyle Granger | Houston | 12/23/67 | 21 | 160 | 1 | 23 |
| Wayne Wilson | New Orleans | 10/2/83 | 34 | 160 | 0 | 12 |
| * Thurman Thomas | Buffalo | 12/30/95 | 25 | 158 | 1 | 32 |
| Kerryon Johnson | Detroit | 10/21/18 | 19 | 158 | 0 | 71 |
| Don Woods | San Diego | 9/29/74 | 18 | 157 | 2 | 56t |
| Earnest Byner | Washington | 12/2/90 | 32 | 157 | 3 | 21 |
| Antowain Smith | New England | 12/22/01 | 26 | 156 | 1 | 44 |
| Laurence Maroney | New England | 12/23/07 | 14 | 156 | 1 | 59t |
| Marcus Allen | L.A. Raiders | 12/2/84 | 20 | 155 | 3 | 52t |
| Eric Dickerson | Indianapolis | 11/15/87 | 30 | 154 | 1 | 13 |
| Thurman Thomas | Buffalo | 12/23/90 | 30 | 154 | 1 | 13t |
| Christian Okoye | Kansas City | 10/13/91 | 23 | 153 | 2 | 38t |
| Dick Post | San Diego | 11/3/68 | 21 | 151 | 0 | 24 |
| Travis Henry | Buffalo | 12/1/02 | 35 | 151 | 1 | 13 |
| Thurman Thomas | Buffalo | 10/29/89 | 27 | 148 | 1 | 30t |
| Christian Okoye | Kansas City | 12/3/89 | 32 | 148 | 1 | 13 |
| Thurman Thomas | Buffalo | 12/17/95 | 35 | 148 | 1 | 15 |
| Brian Westbrook | Philadelphia | 11/18/07 | 32 | 148 | 0 | 36 |
| Adrian Peterson | Minnesota | 9/19/10 | 28 | 145 | 1 | 23 |
| Aaron Jones | Green Bay | 11/11/18 | 15 | 145 | 2 | 67 |
| Barry Sanders | Detroit | 9/15/91 | 32 | 143 | 0 | 14 |
| Lee Suggs | Cleveland | 12/26/04 | 38 | 143 | 0 | 13 |
| Lydell Mitchell | Baltimore | 10/9/77 | 17 | 142 | 1 | 64t |
| Curtis Martin | New England | 11/12/95 | 30 | 142 | 2 | 23 |
| Woody Campbell | Houston | 12/3/67 | 18 | 141 | 1 | 42 |
| * Natrone Means | San Diego | 1/8/95 | 24 | 139 | 1 | 24t |
| Earl Campbell | Houston | 12/4/83 | 28 | 138 | 1 | 35t |
| Edgerrin James | Indianapolis | 9/15/02 | 30 | 138 | 0 | 13 |
| C.J. Spiller | Buffalo | 12/23/12 | 22 | 138 | 0 | 62 |
| Barry Sanders | Detroit | 12/7/97 | 30 | 137 | 1 | 19 |
| Thurman Thomas | Buffalo | 11/18/91 | 23 | 135 | 1 | 30 |
| * Fred Taylor | Jacksonville | 1/15/00 | 18 | 135 | 1 | 90t |
| Josh Allen | Buffalo | 12/2/18 | 9 | 135 | 0 | 28 |
| Paul Robinson | Cincinnati | 11/17/68 | 22 | 134 | 3 | 54t |
| Jim Nance | Boston | 11/27/66 | 23 | 133 | 1 | 27t |



OPPONENT OUTSTANDING PERFORMANCES

GAMES OF 100+ RUSHING YARDS

| PLAYER | TEAM | DATE | NO. | YDS. | TD | LG |
|-------------------|--------------|----------|-----|------|----|-----|
| Lamar Miller | Houston | 10/25/18 | 18 | 133 | 1 | 58 |
| Freeman McNeil | N.Y. Jets | 11/4/84 | 20 | 132 | 1 | 52 |
| Johnny Hector | N.Y. Jets | 12/22/91 | 13 | 132 | 0 | 47 |
| Travis Henry | Buffalo | 10/20/02 | 22 | 132 | 0 | 34 |
| Knile Davis | Kansas City | 9/21/14 | 32 | 132 | 1 | 21t |
| Mike Garrett | Kansas City | 9/24/67 | 20 | 131 | 0 | 28 |
| Brandon Jacobs | N.Y. Giants | 10/28/07 | 23 | 131 | 0 | 15 |
| Edgerrin James | Indianapolis | 12/5/99 | 23 | 130 | 2 | 41t |
| Darren McFadden | Dallas | 11/22/15 | 29 | 129 | 0 | 35 |
| LeSean McCoy | Buffalo | 12/24/16 | 24 | 128 | 1 | 19t |
| Michael Pittman | Tampa Bay | 10/16/05 | 15 | 127 | 1 | 57t |
| Ryan Mathews | San Diego | 11/17/13 | 19 | 127 | 0 | 51 |
| Joe Washington | Baltimore | 10/29/78 | 20 | 126 | 0 | 29 |
| Floyd Little | Denver | 10/27/68 | 25 | 126 | 1 | 19 |
| Antowain Smith | Buffalo | 11/14/99 | 29 | 126 | 0 | 24 |
| Chris Johnson | Tennessee | 11/11/12 | 23 | 126 | 1 | 21 |
| Eric Dickerson | Indianapolis | 9/25/88 | 30 | 125 | 0 | 9 |
| Thurman Thomas | Buffalo | 10/9/94 | 31 | 125 | 2 | 26t |
| Earnest Jackson | San Diego | 11/18/84 | 28 | 124 | 0 | 16 |
| Eric Dickerson | L.A. Rams | 12/14/86 | 28 | 124 | 1 | 25 |
| Robert Holmes | Kansas City | 9/28/68 | 13 | 123 | 1 | 76t |
| Neal Anderson | Chicago | 9/4/88 | 24 | 123 | 2 | 15 |
| Scott Lockwood | New England | 12/27/92 | 30 | 123 | 0 | 23 |
| Tatum Bell | Denver | 12/12/04 | 17 | 123 | 2 | 29 |
| LeGarrette Blount | New England | 9/18/16 | 29 | 123 | 1 | 26 |
| Tony Dorsett | Dallas | 10/25/81 | 24 | 122 | 0 | 18 |
| DeAngelo Williams | Carolina | 11/19/09 | 13 | 122 | 0 | 50 |
| Walter Payton | Chicago | 12/2/85 | 23 | 121 | 0 | 15 |
| Larry Kinnebrew | Buffalo | 10/29/89 | 21 | 121 | 1 | 25 |
| Dorsey Levens | Green Bay | 9/14/97 | 21 | 121 | 0 | 23 |
| Corey Dillon | New England | 12/20/04 | 26 | 121 | 1 | 20 |
| Alfred Morris | Washington | 9/13/15 | 25 | 121 | 0 | 14 |
| DeMarco Murray | Tennessee | 10/9/16 | 27 | 121 | 0 | 14 |
| O.J. Simpson | Buffalo | 11/18/73 | 20 | 120 | 0 | 28 |
| Earl Campbell | Houston | 11/5/79 | 32 | 120 | 0 | 11 |
| * Chuck Muncie | San Diego | 1/2/82 | 24 | 120 | 1 | 19 |
| Curtis Martin | N.Y. Jets | 10/14/01 | 22 | 120 | 1 | 27t |
| Jim Braxton | Buffalo | 11/18/73 | 17 | 119 | 0 | 36 |
| Craig James | New England | 11/3/85 | 23 | 119 | 0 | 14 |
| Ronnie Harmon | Buffalo | 11/29/87 | 23 | 119 | 0 | 19 |
| Jerome Bettis | Pittsburgh | 11/25/96 | 27 | 119 | 0 | 14 |
| Natrone Means | San Diego | 12/27/93 | 18 | 118 | 3 | 65t |
| Edgerrin James | Indianapolis | 11/26/00 | 26 | 118 | 0 | 13 |
| Ahman Green | Green Bay | 10/22/06 | 18 | 118 | 1 | 70t |
| Warren Williams | Pittsburgh | 12/18/88 | 16 | 117 | 0 | 33 |
| * Thurman Thomas | Buffalo | 1/12/91 | 32 | 117 | 2 | 14 |
| Chris Johnson | Tennessee | 11/14/10 | 17 | 117 | 1 | 30 |
| Franco Harris | Pittsburgh | 11/30/80 | 28 | 116 | 1 | 9t |
| Freeman McNeil | N.Y. Jets | 9/12/82 | 13 | 116 | 0 | 48 |
| Freeman McNeil | N.Y. Jets | 11/26/84 | 24 | 116 | 0 | 39 |
| Curtis Martin | N.Y. Jets | 11/1/04 | 19 | 115 | 1 | 25t |
| Lamont Jordan | N.Y. Jets | 11/1/04 | 14 | 115 | 1 | 25t |
| Willie Parker | Pittsburgh | 9/7/06 | 29 | 115 | 0 | 32 |
| Fred Jackson | Buffalo | 12/9/07 | 15 | 115 | 0 | 27 |
| Emerson Boozer | N.Y. Jets | 12/13/70 | 18 | 114 | 0 | 21 |
| Curtis Brown | Buffalo | 11/12/78 | 11 | 114 | 1 | 58t |
| James Jones | Detroit | 10/27/85 | 36 | 114 | 1 | 8 |
| Jim Nance | Boston | 10/15/67 | 20 | 113 | 0 | 19 |
| Mel Owens | Detroit | 12/15/73 | 27 | 113 | 1 | 10 |
| Horace Ivory | New England | 10/22/78 | 15 | 113 | 2 | 28 |
| * Curt Warner | Seattle | 12/31/83 | 29 | 113 | 2 | 18 |
| Terry Allen | Minnesota | 9/25/94 | 15 | 113 | 1 | 45 |



OPPONENT OUTSTANDING PERFORMANCES

GAMES OF 100+ RUSHING YARDS

| PLAYER | TEAM | DATE | NO. | YDS. | TD | LG |
|--------------------|---------------|----------|-----|------|----|-----|
| Colin Kaepernick | San Francisco | 11/27/16 | 10 | 113 | 0 | 30 |
| Alex Collins | Baltimore | 10/26/17 | 18 | 113 | 0 | 19 |
| Edgerrin James | Indianapolis | 12/17/00 | 32 | 112 | 0 | 15 |
| LeSean McCoy | Buffalo | 11/8/15 | 16 | 112 | 1 | 48t |
| Sony Michel | New England | 9/30/18 | 25 | 112 | 1 | 23 |
| Dion Lewis | New England | 11/26/17 | 15 | 112 | 0 | 25 |
| Hoyle Granger | Houston | 12/3/67 | 25 | 111 | 1 | 13 |
| Jim Nance | Boston | 12/8/68 | 19 | 111 | 1 | 30t |
| Wilbert Montgomery | Philadelphia | 9/24/78 | 25 | 111 | 0 | 12 |
| Willis McGahee | Buffalo | 10/17/04 | 26 | 111 | 0 | 31 |
| Franco Harris | Pittsburgh | 11/14/76 | 22 | 110 | 1 | 26 |
| Rocky Bleier | Pittsburgh | 11/14/76 | 20 | 110 | 0 | 13 |
| Eric Dickerson | Indianapolis | 12/30/90 | 20 | 110 | 0 | 16 |
| Corey Dillon | Cincinnati | 10/1/00 | 22 | 110 | 0 | 19 |
| Curtis Martin | N.Y. Jets | 10/3/04 | 24 | 110 | 1 | 13 |
| Thomas Jones | N.Y. Jets | 9/23/07 | 25 | 110 | 0 | 12 |
| Karlos Williams | Buffalo | 9/27/15 | 12 | 110 | 1 | 41t |
| Karlos Williams | Buffalo | 11/8/15 | 9 | 110 | 2 | 38t |
| Jonathan Stewart | Carolina | 11/13/17 | 17 | 110 | 0 | 18 |
| Jim Nance | Boston | 11/9/69 | 17 | 109 | 0 | 23 |
| Stump Mitchell | St. Louis | 9/30/84 | 20 | 109 | 2 | 19 |
| * Terry Allen | Baltimore | 1/13/02 | 25 | 109 | 1 | 13 |
| Joe Cribbs | Buffalo | 12/27/82 | 19 | 108 | 1 | 62t |
| Curtis Martin | N.Y. Jets | 10/4/98 | 36 | 108 | 1 | 15 |
| Larry Johnson | Kansas City | 12/21/08 | 12 | 108 | 1 | 33 |
| Denard Robinson | Jacksonville | 10/26/14 | 18 | 108 | 0 | 41 |
| Freeman McNeil | N.Y. Jets | 11/10/85 | 26 | 107 | 0 | 13 |
| Eric Dickerson | Indianapolis | 12/17/89 | 21 | 107 | 2 | 17 |
| * Edgerrin James | Indianapolis | 12/30/00 | 21 | 107 | 0 | 34 |
| Marshawn Lynch | Buffalo | 12/9/07 | 23 | 107 | 0 | 11 |
| Lydell Mitchell | Baltimore | 11/23/75 | 26 | 106 | 1 | 32t |
| Sam Cunningham | New England | 9/19/76 | 21 | 106 | 0 | 15 |
| Eddie George | Tennessee | 9/7/97 | 23 | 106 | 1 | 13t |
| Raymont Harris | Chicago | 10/27/97 | 25 | 106 | 1 | 9 |
| Franco Harris | Pittsburgh | 12/3/73 | 15 | 105 | 1 | 21t |
| Marcus Allen | L.A. Raiders | 9/19/83 | 22 | 105 | 0 | 15 |
| * Craig James | New England | 1/12/86 | 22 | 105 | 0 | 21 |
| Willis McGahee | Baltimore | 10/19/08 | 19 | 105 | 1 | 17 |
| Fred Jackson | Buffalo Bills | 12/22/13 | 18 | 105 | 1 | 14 |
| Chris Johnson | N.Y. Jets | 12/1/14 | 17 | 105 | 0 | 47 |
| Lydell Mitchell | Baltimore | 12/9/73 | 35 | 104 | 0 | 9 |
| John Stephens | New England | 11/6/88 | 25 | 104 | 1 | 13t |
| Rod Bernstine | San Diego | 12/15/91 | 13 | 104 | 3 | 63t |
| Willis McGahee | Baltimore | 12/16/07 | 29 | 104 | 0 | 19 |
| Chris Johnson | Tennessee | 12/20/09 | 29 | 104 | 0 | 14 |
| Sammy Winder | Denver | 9/29/85 | 20 | 103 | 2 | 19 |
| Brad Baxter | N.Y. Jets | 11/1/92 | 20 | 103 | 0 | 28 |
| Jamal Anderson | Atlanta | 12/27/98 | 18 | 103 | 1 | 36t |
| Emmitt Smith | Dallas | 11/25/99 | 31 | 103 | 0 | 28 |
| Garrison Hearst | San Francisco | 12/16/01 | 26 | 103 | 0 | 23 |
| Ben Tate | Houston | 9/18/11 | 23 | 103 | 0 | 16 |
| Thomas Jones | N.Y. Jets | 11/1/09 | 27 | 102 | 0 | 11 |
| Eric Dickerson | L.A. Rams | 10/30/83 | 14 | 101 | 1 | 40 |
| Duce Staley | Pittsburgh | 9/26/04 | 22 | 101 | 0 | 38 |
| Thomas Jones | N.Y. Jets | 9/7/08 | 22 | 101 | 1 | 14 |
| * Wendell Hayes | Kansas City | 12/25/71 | 22 | 100 | 0 | 22 |
| Mark van Eeghen | New England | 12/12/82 | 22 | 100 | 0 | 11 |
| Chris Brown | Tennessee | 9/11/04 | 16 | 100 | 0 | 52 |

* Playoff game

** Super Bowl



LARGEST COMEBACKS

| DOLPHINS | | | | |
|--------------|---------------|-------------|----------|--------------|
| MARGIN | SCORE/QUARTER | FINAL SCORE | DATE | OPPONENT |
| 1. 24 points | 0-24 (2nd) | 34-27 | 12/15/74 | NEW ENGLAND |
| 2. 21 points | 0-21 (2nd) | 24-23 | 12/4/05 | BUFFALO |
| 3. 18 points | 3-21 (2nd) | 24-21 | 1/4/86 | CLEVELAND* |
| 18 points | 6-24 (3rd) | 28-24 | 11/27/94 | at N.Y. Jets |
| 18 points | 3-21 (2nd) | 24-21 | 11/14/71 | PITTSBURGH |
| 6. 17 points | 0-17 (3rd) | 21-17 | 11/10/68 | at Buffalo |
| 17 points | 3-20 (2nd) | 31-23 | 11/12/89 | at N.Y. Jets |
| 17 points | 0-17 (2nd) | 28-20 | 10/29/00 | GREEN BAY |
| 17 points | 0-17 (3rd) | 20-17 | 10/15/17 | at Atlanta |

NOTE: Miami's largest fourth-quarter comeback was from a 20-point deficit (3-23 to 24-23) against Buffalo on December 4, 2005.

| OPPONENTS | | | | |
|--------------|---------------|-------------|----------|----------------|
| MARGIN | SCORE/QUARTER | FINAL SCORE | DATE | OPPONENT |
| 1. 23 points | 7-30 (4th) | 40-37 (OT) | 10/23/00 | at N.Y. Jets |
| 2. 21 points | 0-21 (2nd) | 34-31 (OT) | 10/25/87 | BUFFALO |
| 21 points | 3-24 (3rd) | 27-24 (OT) | 10/8/95 | INDIANAPOLIS |
| 21 points | 3-24 (2nd) | 46-34 | 10/25/09 | NEW ORLEANS |
| 5. 18 points | 10-28 (2nd) | 45-28 | 10/9/77 | at Baltimore |
| 6. 17 points | 0-17 (3rd) | 21-17 | 10/14/01 | at N.Y. Jets |
| 17 points | 0-17 (3rd) | 27-24 | 12/14/11 | at New England |
| 17 points | 0-17 (3rd) | 27-17 | 10/7/18 | at Cincinnati |

* Playoff Game

DOLPHINS 10 LARGEST MARGINS

| ...OF VICTORY | | | | |
|---------------|-------|----------|--------------|--|
| MARGIN | SCORE | DATE | OPPONENT | |
| 1. 52 points | 52-0 | 11/12/72 | NEW ENGLAND | |
| 2. 44 points | 44-0 | 11/11/73 | BALTIMORE | |
| 3. 43 points | 43-0 | 10/19/75 | at N.Y. Jets | |
| 4. 42 points | 42-0 | 9/10/78 | at Baltimore | |
| 42 points | 45-3 | 11/24/86 | N.Y. JETS | |
| 42 points | 42-0 | 10/11/87 | KANSAS CITY | |
| 7. 41 points | 55-14 | 11/24/77 | at St. Louis | |
| 8. 38 points | 45-7 | 12/20/70 | BUFFALO | |
| 38 points | 41-3 | 10/17/71 | NEW ENGLAND | |
| 38 points | 52-14 | 9/3/95 | N.Y. JETS | |

| ...OF DEFEAT | | | | |
|--------------|-------|----------|------------------|--|
| MARGIN | SCORE | DATE | OPPONENT | |
| 1. 55 points | 62-7 | 1/15/00 | at Jacksonville* | |
| 2. 45 points | 48-3 | 9/28/68 | KANSAS CITY | |
| 3. 41 points | 41-0 | 10/8/67 | at Kansas City | |
| 41 points | 41-0 | 12/14/97 | at Indianapolis | |
| 5. 40 points | 40-0 | 10/26/17 | at Baltimore | |
| 6. 35 points | 35-0 | 11/1/70 | at Baltimore | |
| 35 points | 42-7 | 10/13/91 | at Kansas City | |
| 35 points | 38-3 | 1/9/99 | at Denver* | |
| 9. 34 points | 58-24 | 9/18/66 | at Buffalo | |
| 34 points | 44-10 | 10/2/66 | at San Diego | |
| 34 points | 34-0 | 10/12/80 | at New England | |
| 34 points | 37-3 | 11/11/12 | TENNESSEE | |

* Playoff Game



DOLPHINS HOME AND AWAY

| DOLPHINS HOME AND AWAY | | | | | | |
|------------------------|------------------|-------------|------------------|-------------|------------------|-------------|
| YEAR | HOME | PCT. | ROAD | PCT. | OVERALL | PCT. |
| 1966 | 2-5 | .286 | 1-6 | .143 | 3-11 | .214 |
| 1967 | 4-3 | .571 | 0-7 | .000 | 4-10 | .286 |
| 1968 | 1-5-1 | .214 | 4-3 | .571 | 5-8-1 | .393 |
| 1969 | 2-4-1* | .357 | 1-6* | .143 | 3-10-1 | .250 |
| 1970 | 6-1 | .857 | 4-3 | .571 | 10-4 | .714 |
| 1971 | 6-1 | .857 | 4-2-1 | .643 | 10-3-1 | .750 |
| 1972 | 7-0 | 1.000 | 7-0 | 1.000 | 14-0 | 1.000 |
| 1973 | 7-0 | 1.000 | 5-2 | .714 | 12-2 | .857 |
| 1974 | 7-0 | 1.000 | 4-3 | .571 | 11-3 | .786 |
| 1975 | 5-2 | .714 | 5-2 | .714 | 10-4 | .714 |
| 1976 | 3-4 | .429 | 3-4 | .429 | 6-8 | .429 |
| 1977 | 6-1 | .857 | 4-3 | .571 | 10-4 | .714 |
| 1978 | 7-1 | .875 | 4-4 | .500 | 11-5 | .688 |
| 1979 | 6-2 | .750 | 4-4 | .500 | 10-6 | .625 |
| 1980 | 5-3 | .625 | 3-5 | .375 | 8-8 | .500 |
| 1981 | 6-1-1 | .813 | 5-3 | .625 | 11-4-1 | .719 |
| 1982 | 4-0 | 1.000 | 3-2 | .600 | 7-2 | .778 |
| 1983 | 7-1 | .875 | 5-3 | .625 | 12-4 | .750 |
| 1984 | 7-1 | .875 | 7-1 | .875 | 14-2 | .875 |
| 1985 | 8-0 | 1.000 | 4-4 | .500 | 12-4 | .750 |
| 1986 | 4-4 | .500 | 4-4 | .500 | 8-8 | .500 |
| 1987 | 4-3 | .571 | 4-4 | .500 | 8-7 | .533 |
| 1988 | 4-4 | .500 | 2-6 | .250 | 6-10 | .375 |
| 1989 | 4-4 | .500 | 4-4 | .500 | 8-8 | .500 |
| 1990 | 7-1 | .875 | 5-3 | .625 | 12-4 | .750 |
| 1991 | 5-3 | .625 | 3-5 | .375 | 8-8 | .500 |
| 1992 | 6-2 | .750 | 5-3 | .625 | 11-5 | .688 |
| 1993 | 4-4 | .500 | 5-3 | .625 | 9-7 | .563 |
| 1994 | 6-2 | .750 | 4-4 | .500 | 10-6 | .625 |
| 1995 | 5-3 | .625 | 4-4 | .500 | 9-7 | .563 |
| 1996 | 4-4 | .500 | 4-4 | .500 | 8-8 | .500 |
| 1997 | 6-2 | .750 | 3-5 | .375 | 9-7 | .563 |
| 1998 | 7-1 | .875 | 3-5 | .375 | 10-6 | .625 |
| 1999 | 5-3 | .625 | 4-4 | .500 | 9-7 | .563 |
| 2000 | 5-3 | .625 | 6-2 | .750 | 11-5 | .688 |
| 2001 | 7-1 | .875 | 4-4 | .500 | 11-5 | .688 |
| 2002 | 7-1 | .875 | 2-6 | .250 | 9-7 | .563 |
| 2003 | 4-4 | .500 | 6-2 | .750 | 10-6 | .625 |
| 2004 | 3-5 | .375 | 1-7 | .125 | 4-12 | .250 |
| 2005 | 5-3 | .625 | 4-4 | .500 | 9-7 | .563 |
| 2006 | 4-4 | .500 | 2-6 | .250 | 6-10 | .375 |
| 2007 | 1-7# | .125 | 0-8 | .000 | 1-15 | .063 |
| 2008 | 5-3 | .625 | 6-2 | .750 | 11-5 | .688 |
| 2009 | 4-4 | .500 | 3-5 | .375 | 7-9 | .438 |
| 2010 | 1-7 | .125 | 6-2 | .750 | 7-9 | .438 |
| 2011 | 4-4 | .500 | 2-6 | .250 | 6-10 | .375 |
| 2012 | 5-3 | .625 | 2-6 | .250 | 7-9 | .438 |
| 2013 | 4-4 | .500 | 4-4 | .500 | 8-8 | .500 |
| 2014 | 4-4 | .500 | 4-4@ | .500 | 8-8 | .500 |
| 2015 | 3-5^ | .375 | 3-5 | .375 | 6-10 | .375 |
| 2016 | 6-2 | .750 | 4-4 | .500 | 10-6 | .625 |
| 2017 | 4-4& | .500 | 2-6 | .250 | 6-10 | .375 |
| 2018 | 5-1 | .833 | 1-5 | .167 | 6-6 | .500 |
| TOTALS | 258-144-3 | .641 | 193-213-1 | .475 | 451-357-4 | .558 |

* Includes 38-23 loss to Boston at Tampa. # Includes 13-10 loss to N.Y. Giants at London, England. @ Includes 38-14 win over Oakland at London, England. ^ Includes 27-14 loss to N.Y. Jets at London, England. & Includes 20-0 loss to New Orleans at London, England.



DOLPHINS MONTH BY MONTH

DOLPHINS MONTH BY MONTH

(Regular Season)

| YEAR | SEPTEMBER | OCTOBER | NOVEMBER | DECEMBER | JANUARY | RECORD |
|---------------|----------------|-----------------|----------------|---------------|------------|------------------|
| 1966 | 0-3 | 2-2 | 0-4 | 1-2 | 0-0 | 3-11 |
| 1967 | 1-1 | 0-4 | 1-3 | 2-2 | 0-0 | 4-10 |
| 1968 | 0-3 | 2-1-1 | 2-2 | 1-2 | 0-0 | 5-8-1 |
| 1969 | 0-3 | 1-2-1 | 1-4 | 1-1 | 0-0 | 3-10-1 |
| 1970 | 1-1 | 3-1 | 3-2 | 3-0 | 0-0 | 10-4 |
| 1971 | 1-0-1 | 4-1 | 4-0 | 1-2 | 0-0 | 10-3-1 |
| 1972 | 2-0 | 5-0 | 4-0 | 3-0 | 0-0 | 14-0 |
| 1973 | 2-1 | 4-0 | 4-0 | 2-1 | 0-0 | 12-2 |
| 1974 | 2-1 | 3-1 | 3-1 | 3-0 | 0-0 | 11-3 |
| 1975 | 1-1 | 4-0 | 2-2 | 3-1 | 0-0 | 10-4 |
| 1976 | 2-1 | 2-3 | 1-3 | 1-1 | 0-0 | 6-8 |
| 1977 | 2-0 | 3-2 | 3-1 | 2-1 | 0-0 | 10-4 |
| 1978 | 2-2 | 4-1 | 2-2 | 3-0 | 0-0 | 11-5 |
| 1979 | 4-1 | 2-2 | 3-2 | 1-1 | 0-0 | 10-6 |
| 1980 | 3-1 | 1-3 | 2-3 | 2-1 | 0-0 | 8-8 |
| 1981 | 4-0 | 1-2-1 | 2-2 | 4-0 | 0-0 | 11-4-1 |
| 1982 | 2-0 | 0-0 | 1-1 | 3-1 | 1-0 | 7-2 |
| 1983 | 3-1 | 3-2 | 3-1 | 3-0 | 0-0 | 12-4 |
| 1984 | 5-0 | 4-0 | 3-1 | 2-1 | 0-0 | 14-2 |
| 1985 | 3-1 | 2-2 | 3-1 | 4-0 | 0-0 | 12-4 |
| 1986 | 1-3 | 2-2 | 3-2 | 2-1 | 0-0 | 8-8 |
| 1987 | 1-1 | 1-3 | 3-2 | 3-1 | 0-0 | 8-7 |
| 1988 | 1-3 | 4-1 | 0-4 | 1-2 | 0-0 | 6-10 |
| 1989 | 1-2 | 3-2 | 3-1 | 1-3 | 0-0 | 8-8 |
| 1990 | 3-1 | 3-0 | 3-1 | 3-2 | 0-0 | 12-4 |
| 1991 | 2-3 | 1-2 | 3-1 | 2-2 | 0-0 | 8-8 |
| 1992 | 3-0 | 3-1 | 2-3 | 3-1 | 0-0 | 11-5 |
| 1993 | 2-1 | 4-0 | 3-1 | 0-4 | 0-1 | 9-7 |
| 1994 | 3-1 | 3-1 | 2-2 | 2-2 | 0-0 | 10-6 |
| 1995 | 3-0 | 2-3 | 1-3 | 3-1 | 0-0 | 9-7 |
| 1996 | 3-1 | 1-3 | 2-2 | 2-2 | 0-0 | 8-8 |
| 1997 | 2-2* | 3-1 | 3-2 | 1-2 | 0-0 | 9-7 |
| 1998 | 3-0 | 2-2 | 3-2 | 2-2 | 0-0 | 10-6 |
| 1999 | 2-0 | 4-1 | 2-2 | 1-3 | 0-1 | 9-7 |
| 2000 | 3-1 | 3-1 | 3-1 | 2-2 | 0-0 | 11-5 |
| 2001 | 2-1 | 2-1 | 3-1 | 3-2 | 1-0 | 11-5 |
| 2002 | 3-1 | 2-1 | 2-2 | 2-3 | 0-0 | 9-7 |
| 2003 | 2-1 | 3-1 | 3-2 | 2-2 | 0-0 | 10-6 |
| 2004 | 0-3 | 1-3 | 1-3 | 2-2 | 0-1 | 4-12 |
| 2005 | 2-1 | 1-3 | 1-3 | 4-0 | 1-0 | 9-7 |
| 2006 | 1-2 | 0-4 | 4-0 | 1-4 | 0-0 | 6-10 |
| 2007 | 0-4 | 0-4 | 0-3 | 1-4 | 0-0 | 1-15 |
| 2008 | 1-2 | 2-2 | 4-1 | 4-0 | 0-0 | 11-5 |
| 2009 | 0-3 | 2-1 | 3-2 | 2-2 | 0-1 | 7-9 |
| 2010 | 2-1 | 2-2 | 2-2 | 1-3 | 0-1 | 7-9 |
| 2011 | 0-3 | 0-4 | 3-1 | 2-2 | 1-0 | 6-10 |
| 2012 | 1-3 | 3-0 | 1-3 | 2-3 | 0-0 | 7-9 |
| 2013 | 3-1 | 1-3 | 1-2 | 3-2 | 0-0 | 8-8 |
| 2014 | 2-2 | 2-1 | 2-2 | 2-3 | 0-0 | 8-8 |
| 2015 | 1-2 | 2-2 | 1-3 | 1-3 | 1-0 | 6-10 |
| 2016 | 1-3 | 2-1 | 4-0 | 3-1 | 0-1 | 10-6 |
| 2017 | 1-1 | 3-2 | 0-4 | 2-3 | 0-0 | 6-10 |
| 2018 | 3-1 | 1-3 | 1-2 | 1-0 | -- | 6-6 |
| TOTALS | 98-75-1 | 118-90-3 | 119-100 | 111-86 | 5-6 | 451-357-4 |

* Includes August 31, 1997, 16-10 win over Indianapolis.



PRIME TIME DOLPHINS

| PRIME TIME DOLPHINS | | | | | | |
|---------------------|-----------------|-----------------|-------|--------|---------|------------|
| YEAR | DATE | OPPONENT | SCORE | W/L | NETWORK | ATTENDANCE |
| 1970 | Mon., Nov. 30 | at Atlanta | 20-7 | W | ABC | 53,303 |
| 1971 | Mon., Nov. 29 | CHICAGO | 34-3 | W | ABC | 73,071 |
| 1972 | Mon., Nov. 27 | ST. LOUIS | 31-10 | W | ABC | 78,190 |
| 1973 | Mon., Oct. 15 | at Cleveland | 17-9 | W | ABC | 72,070 |
| 1973 | Mon., Dec. 3 | PITTSBURGH | 30-26 | W | ABC | 68,901 |
| 1974 | Mon., Oct. 7 | N.Y. JETS | 21-17 | W | ABC | 61,527 |
| 1974 | Mon., Dec. 2 | CINCINNATI | 24-3 | W | ABC | 71,962 |
| 1975 | Mon., Sept. 22 | OAKLAND | 21-31 | L | ABC | 78,744 |
| 1975 | Mon., Dec. 1 | NEW ENGLAND | 20-7 | W | ABC | 61,963 |
| 1976 | Mon., Sept. 13 | at Buffalo | 30-21 | W | ABC | 77,683 |
| 1976 | Mon., Nov. 22 | BALTIMORE | 16-17 | L | ABC | 62,104 |
| 1977 | Mon., Dec. 5 | BALTIMORE | 17-6 | W | ABC | 68,977 |
| 1978 | Mon., Oct. 9 | CINCINNATI | 21-0 | W | ABC | 54,729 |
| 1978 | Mon., Nov. 20 | at Houston | 30-35 | L | ABC | 50,290 |
| 1978 | Mon., Dec. 18 | NEW ENGLAND | 23-3 | W | ABC | 72,071 |
| 1979 | Mon., Oct. 8 | at Oakland | 3-13 | L | ABC | 52,419 |
| 1979 | Mon., Nov. 5 | HOUSTON | 6-9 | L | ABC | 70,273 |
| 1979 | Thur., Nov. 29 | NEW ENGLAND | 39-24 | W | ABC | 69,174 |
| 1980 | Mon., Oct. 27 | at N.Y. Jets | 14-17 | L | ABC | 53,046 |
| 1980 | Thur., Nov. 20 | SAN DIEGO | 24-27 | L (OT) | ABC | 63,013 |
| 1980 | Mon., Dec. 8 | NEW ENGLAND | 16-13 | W (OT) | ABC | 63,292 |
| 1981 | Thur., Sept. 10 | PITTSBURGH | 30-10 | W | ABC | 74,190 |
| 1981 | Mon., Oct. 12 | at Buffalo | 21-31 | L | ABC | 78,576 |
| 1981 | Mon., Nov. 30 | PHILADELPHIA | 13-10 | W | ABC | 67,797 |
| 1982 | Mon., Nov. 29 | at Tampa Bay | 17-23 | L | ABC | 54,854 |
| 1982 | Mon., Dec. 27 | BUFFALO | 27-10 | W | ABC | 73,924 |
| 1983 | Mon., Sept. 19 | at L.A. Raiders | 14-27 | L | ABC | 57,796 |
| 1983 | Mon., Nov. 28 | CINCINNATI | 38-14 | W | ABC | 74,506 |
| 1983 | Fri., Dec. 16 | N.Y. JETS | 34-14 | W | ABC | 59,975 |
| 1984 | Mon., Sept. 17 | at Buffalo | 21-17 | W | ABC | 65,455 |
| 1984 | Mon., Nov. 26 | N.Y. JETS | 28-17 | W | ABC | 74,884 |
| 1984 | Mon., Dec. 17 | DALLAS | 28-21 | W | ABC | 74,139 |
| 1985 | Mon., Oct. 14 | at N.Y. Jets | 7-23 | L | ABC | 73,807 |
| 1985 | Mon., Dec. 2 | CHICAGO | 38-24 | W | ABC | 75,594 |
| 1985 | Mon., Dec. 16 | NEW ENGLAND | 30-27 | W | ABC | 69,489 |
| 1986 | Mon., Nov. 10 | at Cleveland | 16-26 | L | ABC | 77,949 |
| 1986 | Mon., Nov. 24 | N.Y. JETS | 45-3 | W | ABC | 70,206 |
| 1986 | Mon., Dec. 22 | NEW ENGLAND | 27-34 | L | ABC | 74,516 |
| 1987 | Sun., Nov. 22 | at Dallas | 20-14 | W | ESPN | 56,519 |
| 1987 | Mon., Dec. 7 | N.Y. JETS | 37-28 | W | ABC | 62,592 |
| 1987 | Sun., Dec. 20 | WASHINGTON | 23-21 | W | ESPN | 65,715 |
| 1987 | Mon., Dec. 28 | NEW ENGLAND | 10-24 | L | ABC | 61,192 |
| 1988 | Mon., Nov. 14 | BUFFALO | 6-31 | L | ABC | 67,091 |
| 1988 | Sun., Nov. 20 | NEW ENGLAND | 3-6 | L | ESPN | 53,526 |
| 1988 | Mon., Dec. 12 | CLEVELAND | 38-31 | W | ABC | 61,884 |
| 1989 | Sun., Dec. 10 | NEW ENGLAND | 31-10 | W | ESPN | 55,918 |
| 1990 | Thur., Oct. 18 | NEW ENGLAND | 17-10 | W | TNT | 62,630 |
| 1990 | Mon., Nov. 19 | L.A. RAIDERS | 10-13 | L | ABC | 70,553 |
| 1990 | Sun., Dec. 9 | PHILADELPHIA | 23-20 | W (OT) | ESPN | 67,034 |
| 1991 | Sun., Nov. 10 | NEW ENGLAND | 30-20 | W | ESPN | 56,065 |
| 1991 | Mon., Nov. 18 | BUFFALO | 27-41 | L | ABC | 71,062 |
| 1991 | Mon., Dec. 9 | CINCINNATI | 37-13 | W | ABC | 60,616 |
| 1992 | Mon., Sept 14 | at Cleveland | 27-23 | W | ABC | 74,765 |
| 1992 | Mon., Nov. 16 | BUFFALO | 20-26 | L | ABC | 70,629 |
| 1992 | Mon., Dec. 14 | L.A. RAIDERS | 20-7 | W | ABC | 67,098 |
| 1992 | Sun., Dec. 20 | N.Y. JETS | 19-17 | W | ESPN | 68,275 |
| 1993 | Mon., Oct. 4 | WASHINGTON | 17-10 | W | ABC | 68,568 |
| 1993 | Sun., Oct. 24 | INDIANAPOLIS | 41-27 | W | TNT | 57,301 |
| 1993 | Mon., Dec 13 | PITTSBURGH | 20-21 | L | ABC | 70,232 |
| 1993 | Mon., Dec. 27 | at San Diego | 20-45 | L | ABC | 60,311 |
| 1994 | Sun., Oct. 2 | at Cincinnati | 23-7 | W | TNT | 55,056 |
| 1994 | Sun., Dec. 4 | BUFFALO | 31-42 | L | ESPN | 69,358 |



PRIME TIME DOLPHINS

| PRIME TIME DOLPHINS | | | | | | |
|---------------------|-----------------|-----------------|-------|--------|---------|------------|
| YEAR | DATE | OPPONENT | SCORE | W/L | NETWORK | ATTENDANCE |
| 1994 | Mon., Dec. 12 | KANSAS CITY | 45-28 | W | ABC | 71,578 |
| 1994 | Sun., Dec. 25 | DETROIT | 27-20 | W | ESPN | 70,980 |
| 1995 | Mon., Sept. 18 | PITTSBURGH | 23-10 | W | ABC | 72,874 |
| 1995 | Sun., Nov. 5 | at San Diego | 24-14 | W | ESPN | 61,996 |
| 1995 | Mon., Nov. 20 | SAN FRANCISCO | 20-44 | L | ABC | 73,080 |
| 1995 | Mon., Dec. 11 | KANSAS CITY | 13-6 | W | ABC | 70,321 |
| 1996 | Sun., Sept. 8 | at Arizona | 38-10 | W | TNT | 55,444 |
| 1996 | Mon., Sept. 23 | at Indianapolis | 6-10 | L | ABC | 60,891 |
| 1996 | Mon., Nov. 25 | PITTSBURGH | 17-24 | L | ABC | 73,489 |
| 1996 | Mon., Dec. 16 | BUFFALO | 16-14 | W | ABC | 67,016 |
| 1997 | Sun., Sept. 21 | at Tampa Bay | 21-31 | L | TNT | 73,314 |
| 1997 | Mon., Oct. 27 | CHICAGO* | 33-36 | L (OT) | ABC | 73,156 |
| 1997 | Mon., Nov. 17 | BUFFALO | 30-13 | W | ABC | 74,155 |
| 1997 | Sun., Dec. 7 | DETROIT | 33-30 | W | ESPN | 72,266 |
| 1997 | Mon., Dec. 22 | NEW ENGLAND | 12-14 | L | ABC | 74,379 |
| 1998 | Mon., Oct. 12 | at Jacksonville | 21-28 | L | ABC | 74,051 |
| 1998 | Mon., Nov. 23 | at New England | 23-26 | L | ABC | 58,729 |
| 1998 | Sun., Dec. 13 | N.Y. JETS | 16-21 | L | ESPN | 74,369 |
| 1998 | Mon., Dec. 21 | DENVER | 31-21 | W | ABC | 74,363 |
| 1999 | Mon., Sept. 13 | at Denver | 38-21 | W | ABC | 75,623 |
| 1999 | Mon., Oct. 4 | BUFFALO | 18-23 | L | ABC | 74,073 |
| 1999 | Sun., Nov. 7 | TENNESSEE | 17-0 | W | ESPN | 74,109 |
| 1999 | Mon., Dec. 27 | N.Y. JETS | 31-38 | L | ABC | 74,230 |
| 2000 | Sun., Sept. 17 | BALTIMORE | 19-6 | W | ESPN | 73,464 |
| 2000 | Mon., Oct. 23 | at N.Y. Jets | 37-40 | L (OT) | ABC | 78,389 |
| 2001 | Sun., Sept. 9 | at Tennessee | 31-23 | W | ESPN | 68,798 |
| 2001 | Mon., Dec. 10 | INDIANAPOLIS | 41-6 | W | ABC | 73,858 |
| 2002 | Sun., Oct. 13 | at Denver | 24-22 | W | ESPN | 75,941 |
| 2002 | Mon., Nov. 4 | at Green Bay | 10-24 | L | ABC | 63,284 |
| 2002 | Sun., Nov. 10 | at N.Y. Jets | 10-13 | L | ESPN | 78,920 |
| 2002 | Mon., Dec. 9 | CHICAGO | 27-9 | W | ABC | 73,609 |
| 2003 | Sun., Sept. 21 | BUFFALO | 17-7 | W | ESPN | 73,458 |
| 2003 | Mon., Oct. 27 | at San Diego# | 26-10 | W | ABC | 73,014 |
| 2003 | Sun., Nov. 23 | WASHINGTON | 24-23 | W | ESPN | 73,578 |
| 2003 | Mon., Dec. 15 | PHILADELPHIA | 27-34 | L | ABC | 73,780 |
| 2004 | Sun., Sept. 19 | at Cincinnati | 13-16 | L | ESPN | 65,705 |
| 2004 | Sun., Sept. 26 | PITTSBURGH@ | 3-13 | L | CBS | 72,225 |
| 2004 | Mon., Nov. 1 | at N.Y. Jets | 14-41 | L | ABC | 78,216 |
| 2004 | Mon., Dec. 20 | NEW ENGLAND | 29-28 | W | ABC | 73,629 |
| 2004 | Sun., Dec. 26 | CLEVELAND | 10-7 | W | ESPN | 73,169 |
| 2005 | Fri., Oct. 21 | KANSAS CITY% | 20-30 | L | CBS | 68,350 |
| 2006 | Thur., Sept. 7 | at Pittsburgh | 17-28 | L | NBC | 64,927 |
| 2006 | Mon., Dec. 25 | N.Y. JETS | 10-13 | L | ESPN | 73,500 |
| 2007 | Mon., Nov. 26 | at Pittsburgh | 0-3 | L | ESPN | 57,704 |
| 2009 | Mon., Sept. 21 | INDIANAPOLIS | 23-27 | L | ESPN | 66,227 |
| 2009 | Mon., Oct. 12 | N.Y. JETS | 31-27 | W | ESPN | 69,767 |
| 2009 | Thur., Nov. 19 | at Carolina | 24-17 | W | NFLN | 73,475 |
| 2010 | Sun., Sept. 26 | N.Y. JETS | 23-31 | L | NBC | 70,481 |
| 2010 | Mon., Oct. 4 | NEW ENGLAND | 14-41 | L | ESPN | 69,090 |
| 2010 | Thur., Nov. 18 | CHICAGO | 0-16 | L | NFLN | 68,752 |
| 2011 | Mon., Sept. 12 | NEW ENGLAND | 24-38 | L | ESPN | 66,860 |
| 2011 | Mon., Oct. 17 | at N.Y. Jets | 6-24 | L | ESPN | 78,912 |
| 2012 | Thur., Nov. 11 | at Buffalo | 14-19 | L | NFLN | 69,118 |
| 2013 | Mon., Sept. 30 | at New Orleans | 17-38 | L | ESPN | 73,118 |
| 2013 | Thur., Oct. 31 | CINCINNATI | 22-20 | W (OT) | NFLN | 52,388 |
| 2013 | Mon. Nov. 11 | at Tampa Bay | 19-22 | L | ESPN | 64,448 |
| 2014 | Thur., Nov. 13 | BUFFALO | 22-9 | W | NFLN | 71,573 |
| 2014 | Mon., Dec. 1 | at N.Y. Jets | 16-13 | W | ESPN | 78,160 |
| 2015 | Thur., Oct. 29 | at New England | 7-36 | L | NFLN | 66,829 |
| 2015 | Mon., Dec. 14 | N.Y. GIANTS | 24-31 | L | ESPN | 65,408 |
| 2016 | Thur., Sept. 29 | at Cincinnati | 7-22 | L | NFLN | 60,834 |
| 2016 | Sat., Dec. 17 | at N.Y. Jets | 34-13 | W | NFLN | 78,160 |



PRIME TIME DOLPHINS

| PRIME TIME DOLPHINS | | | | | | |
|---------------------|----------------|--------------|-------|-----|---------------------|------------|
| YEAR | DATE | OPPONENT | SCORE | W/L | NETWORK | ATTENDANCE |
| 2017 | Thur., Oct. 26 | at Baltimore | 0-40 | L | CBS/NFLN/ Amazon | 70,408 |
| 2017 | Sun., Nov. 5 | OAKLAND | 24-27 | L | NBC | 65,139 |
| 2017 | Mon., Nov. 13 | at Carolina | 21-45 | L | ESPN | 72,790 |
| 2017 | Mon., Dec. 11 | NEW ENGLAND | 27-20 | W | ESPN | 65,548 |
| 2018 | Thur., Oct. 25 | at Houston | 23-42 | L | FOX/NFLN/ Amazon | 71,726 |

TOTALS: 42-42 Monday Night (34-22 home, 8-20 road); 27-18 Other (19-9 home, 8-9 road)

* Game originally scheduled for Sun., Oct. 26 postponed to Mon., Oct. 27 due to Game 7 of World Series.

Game played at Sun Devil Stadium in Tempe, Ariz. due to California wildfires.

@ Game originally scheduled to start at 1:00 p.m. but moved back to 8:30 p.m. because of Hurricane Jeanne.

% Game originally scheduled for Sunday, October 23 at 1:00 p.m. but moved up to Friday, October 21 at 7:00 p.m. because of the impending arrival of Hurricane Wilma.



DOLPHINS' 10 LARGEST CROWDS

(Regular Season and Postseason games only)

1966-96 = actual attendance

1997-2017 = paid attendance

HOME (Modernized Hard Rock Stadium, 2015-18)@

| ATTENDANCE | DATE | OPPONENT | RESULT | W/L |
|------------|----------|---------------|------------|-----|
| 1. 66,163 | 1/1/17 | New England | 14-35 | L |
| 2. 65,856 | 11/27/16 | San Francisco | 31-24 | W |
| 3. 65,791 | 10/14/18 | Chicago | 31-28 (OT) | W |
| 4. 65,750 | 12/11/16 | Arizona | 26-23 | W |
| 5. 65,722 | 11/6/16 | N.Y. Jets | 27-23 | W |
| 6. 65,667 | 9/23/18 | Oakland | 28-20 | W |
| 7. 65,658 | 10/23/16 | Buffalo | 28-25 | W |
| 8. 65,571 | 12/31/17 | Buffalo | 16-22 | L |
| 9. 65,548 | 12/11/17 | New England | 27-20 | W |
| 10. 65,533 | 11/4/18 | N.Y. Jets | 13-6 | W |

HOME (Hard Rock Stadium, 1987-14)@

| ATTENDANCE | DATE | OPPONENT | RESULT | W/L |
|------------|----------|-------------|--------|-----|
| 1. 75,283 | 10/27/96 | Dallas | 10-29 | L |
| 2. 74,379 | 12/22/97 | New England | 12-14 | L |
| 3. 74,369 | 12/13/98 | N.Y. Jets | 16-21 | L |
| 4. 74,363 | 12/21/98 | Denver | 31-21 | W |
| 5. 74,320 | 11/19/00 | N.Y. Jets | 3-20 | L |
| 6. 74,307 | 12/10/00 | Tampa Bay | 13-16 | L |
| 7. 74,295 | 11/21/99 | New England | 27-17 | W |
| 8. 74,259 | 11/18/01 | N.Y. Jets | 0-24 | L |
| 9. 74,240 | 1/4/09 | *Baltimore | 9-27 | L |
| 10. 74,230 | 12/27/99 | N.Y. Jets | 31-38 | L |

HOME (Orange Bowl, 1966-86)

| ATTENDANCE | DATE | OPPONENT | RESULT | W/L |
|------------|----------|-------------|--------|-----|
| 1. 78,939 | 1/2/72 | *Baltimore | 21-0 | W |
| 2. 78,914 | 11/19/72 | N.Y. Jets | 28-24 | W |
| 3. 78,744 | 9/22/75 | Oakland | 21-31 | L |
| 4. 78,196 | 12/24/72 | *Cleveland | 20-14 | W |
| 5. 77,596 | 10/15/72 | San Diego | 24-10 | W |
| 6. 76,801 | 11/27/72 | St. Louis | 31-10 | W |
| 7. 76,696 | 12/16/72 | Baltimore | 16-0 | W |
| 8. 76,029 | 1/6/85 | *Pittsburgh | 45-28 | W |
| 9. 75,770 | 12/23/73 | *Cincinnati | 34-16 | W |
| 10. 75,594 | 12/2/85 | Chicago | 38-24 | W |

ROAD

| ATTENDANCE | DATE | OPPONENT | RESULT | W/L |
|------------|----------|-------------------------------|------------|-----|
| 1. 103,667 | 1/30/83 | **Washington (at Pasadena) | 17-27 | L |
| 2. 90,163 | 9/9/07 | Washington | 13-16 (OT) | L |
| 3. 87,418 | 11/24/11 | Dallas | 19-20 | L |
| 4. 85,462 | 1/14/73 | **Washington (at L.A.) | 14-7 | W |
| 5. 84,059 | 1/20/85 | **San Francisco (at Stanford) | 16-38 | L |
| 6. 83,483 | 11/20/16 | Los Angeles | 14-10 | W |
| 7. 83,436 | 9/28/14 | Oakland (at London, Eng.) | 38-14 | W |
| 8. 80,591 | 1/16/72 | **Dallas (at New Orleans) | 3-24 | L |
| 9. 80,374 | 11/18/79 | Cleveland | 24-30 | L |
| 10. 80,368 | 10/4/92 | Buffalo | 37-10 | W |

* Playoff Game ** Super Bowl

@ 81,176 saw the Dolphins and Giants play on October 28, 2007 at London's Wembley Stadium, which was designated as a Dolphins home game. 83,986 saw the Dolphins and Jets play on October 4, 2015 at London's Wembley Stadium, which was designated as a Dolphins home game. 84,423 saw the Dolphins and Saints play on October 1, 2017 at London's Wembley Stadium, which was designated as a Dolphins home game.

NOTE: The largest attendance for a Dolphins game was 104,629 for a preseason game against Denver in Mexico City on Aug. 4, 1997.



DOLPHINS' COLDEST/WARMEST GAMES

| COLDEST GAMES | | | | |
|---------------|---------------------|-----|-------|---------------------------|
| DATE | TEAM | W/L | SCORE | CONDITIONS |
| 12/21/08 | at Kansas City | W | 38-31 | 10°, sunny |
| 12/11/77 | at New England | L | 10-14 | 14°, clear |
| 1/8/17 | *at Pittsburgh | L | 12-30 | 17°, partly cloudy |
| 12/12/82 | at New England | L | 0-3 | 22°, snowy |
| 12/17/17 | at Buffalo | L | 16-24 | 22°, mostly cloudy |
| 12/8/85 | at Green Bay | W | 34-24 | 23°, cloudy |
| 12/18/88 | at Pittsburgh | L | 24-40 | 23°, overcast, light snow |
| 12/3/89 | at Kansas City | L | 21-26 | 23°, clear |
| 12/27/92 | at New England (OT) | W | 16-13 | 23°, clear |
| 12/24/17 | at Kansas City | L | 13-29 | 23°, cloudy |

* Playoff Game

NOTE: Coldest game in Miami was 12/24/89 vs. Kansas City (27-24 win by Chiefs): 40° and clear.

| WARMEST GAMES | | | | |
|---------------|-----------------|-----|-------|---------------------|
| DATE | TEAM | W/L | SCORE | CONDITIONS |
| 9/8/96 | at Arizona | W | 38-10 | 101°, night and dry |
| 10/9/88 | at L.A. Raiders | W | 24-14 | 96°, clear and dry |
| 9/3/95 | N.Y. JETS | W | 52-14 | 94°, mostly sunny |
| 10/9/66 | at Oakland | L | 10-21 | 93°, sunny |
| 8/19/83 | **at Washington | W | 38-7 | 93°, fair and muggy |
| 9/1/96 | NEW ENGLAND | W | 24-10 | 93°, mostly sunny |
| 9/17/72 | at Kansas City | W | 20-10 | 91°, sunny |
| 9/24/89 | N.Y. JETS | L | 33-40 | 91°, partly sunny |
| 9/18/95 | PITTSBURGH | W | 23-10 | 91°, partly cloudy |
| 9/28/80 | NEW ORLEANS | W | 21-16 | 90°, partly cloudy |
| 9/4/83 | at Buffalo | W | 12-0 | 90°, sunny |
| 9/14/86 | INDIANAPOLIS | W | 30-10 | 90°, sunny |
| 8/17/17 | **BALTIMORE | L | 7-31 | 90°, partly cloudy |
| 9/23/18 | OAKLAND | W | 28-20 | 90°, partly cloudy |

** Preseason Game




DOLPHINS IN THE HALL OF FAME



DON SHULA
Coach • Inducted: 1997




NICK BUONICONTI
#85 • LB • Inducted: 2001



LARRY CSONKA
#39 • FB • Inducted: 1987



BOB GRIESE
#12 • QB • Inducted: 1990



JIM LANGER
#62 • C • Inducted: 1987




LARRY LITTLE
#66 • G • Inducted: 1993




DAN MARINO
#13 • QB • Inducted: 2005



DWIGHT STEPHENSON
#57 • C • Inducted: 1998



JASON TAYLOR
#99 • DE • Inducted: 2017



PAUL WARFIELD
#42 • WR • Inducted: 1983

OTHER DOLPHINS HALL OF FAMERS



BOBBY BEATHARD
Coach/Exec • Inducted: 2018



CRIS CARTER
WR • Inducted: 2013



BILL PARCELLS
Coach/Exec • Inducted: 2013



JUNIOR SEAU
LB • Inducted: 2015



THURMAN THOMAS
RB • Inducted: 2007

DOLPHINS RETIRED JERSEYS


12

BOB GRIESE



13

DAN MARINO



39

LARRY CSONKA

