



MIAMI DOLPHINS WEEKLY RELEASE

WEEK 13 • NEW YORK GIANTS (4-7) AT MIAMI DOLPHINS (5-7)

SUNDAY, DEC. 5, 2021 | 1 PM ET | HARD ROCK STADIUM | MIAMI GARDENS, FLA.



2021 MIAMI DOLPHINS SCHEDULE

PRESEASON

DATE	OPPONENT	STADIUM	TIME/RESULT	NETWORK	RADIO	PRESENTING SPONSOR	GAME THEME
Sat., Aug. 14	at Chicago	Soldier Field	L, 13-20	WFOR CBS4	560 WQAM KISS 99.9		
Sat., Aug. 21	Atlanta	Hard Rock Stadium	W, 37-17	WFOR CBS4	560 WQAM KISS 99.9	verizon ✓	NFL Play Football
Sun., Aug. 29	at Cincinnati	Paul Brown Stadium	W, 29-26	CBS	560 WQAM KISS 99.9		

REGULAR SEASON

DATE	OPPONENT	STADIUM	TIME/RESULT	NETWORK	RADIO	PRESENTING SPONSOR	GAME THEME
Sun., Sept. 12	at New England	Gillette Stadium	W, 17-16	CBS	560 WQAM KISS 99.9	ZUDY	
Sun., Sept. 19	Buffalo	Hard Rock Stadium	L, 0-35	FOX	560 WQAM KISS 99.9	BUD LIGHT	305 Day/ Futbol Americano
Sun., Sept. 26	at Las Vegas	Allegiant Stadium	L, 28-31 (OT)	CBS	560 WQAM KISS 99.9		
Sun., Oct. 3	Indianapolis	Hard Rock Stadium	L, 17-27	CBS	560 WQAM KISS 99.9	pepsi.	Shula Memorial
Sun., Oct. 10	at Tampa Bay	Raymond James Stadium	L, 17-45	CBS	560 WQAM KISS 99.9	SOLIS HEALTH PLANS	
Sun., Oct. 17	at Jacksonville	Tottenham Hotspur Stadium (London)	L, 20-23	CBS	560 WQAM KISS 99.9	Heineken	
Sun., Oct. 24	Atlanta	Hard Rock Stadium	L, 28-30	FOX	560 WQAM KISS 99.9	SYLVESTER COMPRESSOR CARTRIDGE UNIVERSITY OF MIAMI HEALTH SYSTEM	Crucial Catch
Sun., Oct. 31	at Buffalo	Highmark Stadium	L, 11-26	CBS	560 WQAM KISS 99.9		
Sun., Nov. 7	Houston	Hard Rock Stadium	W, 17-9	FOX	560 WQAM KISS 99.9	SOLIS HEALTH PLANS	
Thurs., Nov. 11	Baltimore	Hard Rock Stadium	W, 22-10	FOX/NFLN/ Amazon	560 WQAM KISS 99.9	Publix	Salute to Service
Sun., Nov. 21	at N.Y. Jets	MetLife Stadium	W, 24-17	CBS	560 WQAM KISS 99.9	THE PALM BEACHES RESORTS	
Sun., Nov. 28	Carolina	Hard Rock Stadium	W, 33-10	FOX	560 WQAM KISS 99.9	∞ BROXELTM	Football Unites
Sun., Dec. 5	N.Y. Giants	Hard Rock Stadium	1 p.m.	FOX	560 WQAM KISS 99.9	TRUIST	My Cause My Cleats
Sun., Dec. 19	N.Y. Jets	Hard Rock Stadium	1 p.m.	CBS	560 WQAM KISS 99.9	SOKIN	Holidays
Mon., Dec. 27	at New Orleans	Mercedes-Benz Superdome	8:15 p.m.	ESPN	560 WQAM KISS 99.9		
Sun., Jan. 2	at Tennessee	Nissan Stadium	1 p.m.*	CBS	560 WQAM KISS 99.9		
Sun., Jan. 9	New England	Hard Rock Stadium	1 p.m.*	CBS	560 WQAM KISS 99.9	Hard Rock	Inspire Change



AM 560 Sports WQAM is the official English flagship radio partner of the franchise. In addition, all Dolphins games are simulcast on Kiss Country 99.9 "South Florida's Original Country Station" and feature expanded pre-, halftime and postgame shows. The games also can be heard on Dolphins.com and throughout South and Central Florida on a variety of stations that make up the Miami Dolphins Radio Network.



WFOR-TV, CBS4 was once again the preseason home of the Dolphins. All three preseason contests were shown on the CBS affiliate in the Miami-Ft. Lauderdale market, including a national CBS broadcast of the third preseason game at Cincinnati (Aug. 29)



WEEK 13: N.Y. GIANTS TABLE OF CONTENTS

MEDIA INFORMATION	2
DOLPHINS NOTES	3-8
2021 ROOKIE CLASS	9
WHAT TO LOOK FOR	10-11
DOLPHINS VS. GIANTS	12-14
THE LAST MEETING AGAINST THE GIANTS	15
RADIO	16
BAPTIST HEALTH TRAINING COMPLEX	17
PARTNERSHIP ANNOUNCEMENTS	18-19
HARD ROCK STADIUM	20-21
DOLPHINS IN THE COMMUNITY	22-26
DEPTH CHART	29
TRANSACTIONS	30-31
ROSTERS	32-35
PRONUNCIATION GUIDE	35
CONTRACT STATUS	36
2021 STATISTICS	39-53
THE LAST TIME IT HAPPENED	54-58
2021 GAME SUMMARIES	61-72
LAST WEEK'S GAME BOOK	73-87
EXECUTIVE BIOS	91-93
HEAD COACH BRIAN FLORES	94
COACH BIOS	95-96
PLAYER BIOS	97-218
PRACTICE SQUAD & RESERVE LISTS	219
HISTORY & RECORDS	223-302

MIAMI DOLPHINS MEDIA WEBSITE

media.miamidolphins.com

The Miami Dolphins media website features everything a media member needs to cover the team. Visitors can find transcripts, press releases, weekly releases, credentials, notes, flip cards, an archive of old media guides and gamebooks and more by visiting media.miamidolphins.com.



WEEKLY MEDIA SCHEDULE: WEEK 13 VS. N.Y. GIANTS

30 TUE	1 WED	2 THU	3 FRI	4 SAT	5 SUN	6 MON
Assistant Coaches*: 10 a.m. (Indoor Facility)	Head Coach Brian Flores* 11 a.m. Practice* 11:40 a.m. Players* Available after practice	Practice* 11:30 a.m. Players* Available after practice	Head Coach Brian Flores* 11:5 a.m. Practice* 11:25 a.m. Players* Available after practice	No media availability	Week 13 vs. N.Y. Giants 1 p.m. ET TV - FOX	Head Coach Brian Flores 2 p.m. (Zoom) Players 4 p.m. (Zoom)

* Due to NFL-NFLPA pandemic protocols, only a limited number of media are allowed at the team's facility each day. Please contact the communications department if you are interested in attending

DOLPHINS ON THE AIR

TV:	FOX	
Broadcasters:	Chris Myers – Play-By-Play Daryl Johnston – Color Analyst Jen Hale – Sideline	
Local Radio:	Dolphins Radio Network KISS 99.9-FM WQAM 560-AM	
Broadcasters:	Jimmy Cefalo – Play-By-Play Joe Rose – Color Analyst Jason Taylor – Color Analyst Kim Bokamper – Sideline	
Spanish Radio:	Dolphins Spanish Radio WQBA-1140 AM	
Broadcasters:	Roly Martin – Play-By-Play Eduardo Martell – Color Analyst	

A DOLPHINS WIN WOULD...

- Give the Dolphins five consecutive victories for the first time since a five-game winning streak from Oct. 11, 2020 to Nov. 15, 2020.
- Be Miami's first victory over the N.Y. Giants since Oct. 5, 2003.
- Mark the first time the Dolphins have ever beaten the Giants at Hard Rock Stadium. Miami is 0-3 all-time against the Giants in South Florida.
- Give the Dolphins a 17-6 mark in games played after Halloween in the **Brian Flores** era (2019-present).
- Mark the 12th victory in Miami's past 19 home games and Miami's fourth consecutive win at Hard Rock Stadium.

COMMUNICATIONS DEPARTMENT



JASON JENKINS

Sr. Vice President,
Communications &
Community Affairs

O: 954-452-7174
Jjenkins@dolphins.com



ANNE NOLAND

Sr. Director of
Football
Communications

O: 954-452-7155
ANoland@dolphins.com



BRETT BRECHEISEN

Football
Communications
Manager

O: 954-452-7190
BBrecheisen@dolphins.com



RENZO SHEPPARD

Football
Communications
Manager

O: 954-452-7144
RSheppard@dolphins.com



VIRA HALIM

Football
Communications
Coordinator

O: 954-452-7177
VHalim@dolphins.com



PAOLA ARGUETA

Corporate
Communications
Coordinator

O: 305-943-4703
PArgueta@dolphins.com



RICKY MARTINEZ

Football
Communications
Staff Assistant

O: 954-452-7043
RMartinez@dolphins.com



TEAM NOTES

DOLPHINS LOOK TO EXTEND FOUR-GAME WINNING STREAK

The Dolphins have won four games in a row and **welcome the N.Y. Giants to Hard Rock Stadium on Sunday, Dec. 5 at 1 p.m.** A win would match the team's longest winning streak under **Brian Flores**, a five-game streak from Oct. 11, 2020 to Nov. 15, 2020.

Miami has never defeated the Giants at Hard Rock Stadium, dropping all three meetings at the venue. **The last Dolphins win in the series came on Oct. 5, 2003 at Giants Stadium.** Miami is 2-7 all-time against the Giants.

This will be the first meeting between Flores and Giants Head Coach **Joe Judge**. The two served as assistants on the same Patriots staff from 2012-18.

FLORES IN HIS THIRD SEASON AS NFL HEAD COACH

Brian Flores was hired by the Dolphins in 2019, becoming the 13th head coach in team history. **His experience coaching in all three phases of the game – offense, defense and special teams – along with his scouting background** gives him a unique foundation as a head coach.

In Flores' first season in 2019, he took over the NFL's youngest roster and helped his team steadily improve as the season progressed, **winning five of the team's final nine games.**

Flores backed that up with a five-win improvement in his second season, **helping the Dolphins win 10 games for the first time since 2016 despite having the second-youngest roster in the league.**

In Flores' tenure as Dolphins head coach, his teams improved as the season progressed. **He's 16-6 in games after Halloween, with a 10-3 mark in November and a 6-3 record in December.**

BREAKING DOWN THE DOLPHINS ROSTER:

Here is how the Dolphins' current 52-man roster breaks down (as of Nov. 29, 2021):

- There are 24 offensive players, 25 defensive players and three specialists.
- Of the 52 players on Miami's roster, **22 of them (42.3 pct.) were drafted by the Dolphins.**
- Miami also has 5 undrafted college free agents on the roster that began their NFL careers with the Dolphins, bringing the total to **27 of the 52 players (51.9 pct.) that began their NFL careers with the Dolphins.**
- Of Miami's 52 players, **16 of them (30.8 pct.) were not selected in the NFL draft.**
- A total of **46 of the 52 players (88.5 pct.) are 28 years old or younger.**
- A total of **49 of the 52 players (94.2 pct.) are 30 years old or younger.**

DISCIPLINE UNDER FLORES

With **Head Coach Brian Flores'** emphasis on playing disciplined football, the Dolphins have seen a big reduction in penalties since his arrival in 2019. **The Dolphins have the sixth-fewest penalty yards in the league (2,016) and the seventh-fewest accepted penalties (246) during his tenure as head coach.**

In Week 9 vs. Houston, Miami had just two penalties for 13 yards. It was **the team's fewest penalty yards in a game since Nov. 11, 2018 at Green Bay (10).**

In 2019, the Dolphins finished fourth in the NFL, committing just 92 accepted penalties. Their 769 penalty yards were also the fourth-best mark in the NFL.

Miami continued its success in reducing penalties in 2020. **The team was third in the NFL in penalties (74) and fourth in penalty yards (635).**

DOLPHINS CONTINUE TO SCORE IN FIRST QUARTERS

Miami has been one of the NFL's fastest-starting teams the past two seasons. In the first quarter of games this season, the Dolphins have outscored opponents 69-46. **The +23 point differential is seventh in the NFL this year.**

Miami also had quick starts to games last season. **Their +48 point differential in the opening frame last year was the second-best in the NFL.**

On the offensive side of the ball, **Miami is 10th in the NFL averaging 5.8 points per first quarter this season.** The Dolphins were third in the NFL in first-quarter scoring last year, averaging 6.4 points.

BY DRAFT ROUND	
ROUND	NO.
1st	8 players
2nd or 3rd	15 players
4th or 5th	5 players
6th or 7th	8 players
Undrafted	16 players

BY EXPERIENCE	
YEARS	NO.
Rookie-1	8 players
2-3	17 players
4-5	15 players
6-9	12 players
10+	0 players

BY AGE	
AGE	NO.
21-24	20 players
25-28	25 players
29-32	7 players
33+	0 players



OFFENSE NOTES

TAGOVAILOA COMPLETING 70.5% OF HIS PASSES THIS YEAR

QB Tua Tagovailoa has battled injuries this season but is completing 70.5 percent of his passes this year, a single-season team record.

Tagovailoa has completed 80%+ of his passes in three of his past four starts. **He's only the fourth quarterback in the NFL since 1950 (Kyler Murray, Drew Brees, Peyton Manning) to have back-to-back games with 80%+ completion percentage.**

Tagovailoa has improved several key efficiency metrics in 2021, his second NFL season. **His completion percentage (70.5), yards per attempt (7.3) and quarterback rating (94.7) in 2021 are all higher than his rookie year.**

Despite starting just five games since Week 6, **Tagovailoa's 148 completions are sixth in the NFL since then.** His 97.9 passer rating is ninth and his 7.32 yards per attempt is 11th.

Tagovailoa has also shined in the fourth quarter. Since Week 6, Tagovailoa has completed 40-of-53 passes (75.5 pct.) for 467 yards, four touchdowns and two interceptions in the final frame of those games. **His 467 fourth-quarter passing yards are fifth in the NFL since then while his 75.5 completion percentage leads the NFL.** His 8.8 yards per attempt ranks fourth and his 111.1 passer rating also ranks fourth. Tagovailoa also has two fourth-quarter rushing touchdowns.

Tagovailoa is already near the top in several Dolphins career passer charts. **He is second in completion percentage (67.0 pct.) and passer rating (90.5) and tied for fifth in 300-yard passing games (3).**

As a rookie in 2020, Tagovailoa started the second half of the season. **He became the first rookie QB in Dolphins history to win each of his first three starts and is just the second NFL QB in the Super Bowl era (Carson Wentz) to not throw an interception and win each of his first three starts.**

Tagovailoa did not throw an interception in his first five career starts. **His 152 consecutive passes without an interception was the third-longest streak in Dolphins history, regardless of experience.**



GESICKI AMONG TIGHT END LEADERS

TE Mike Gesicki is the team's second-leading receiver in both yardage and receptions this season, totaling 596 receiving yards on 52 receptions (11.5 avg.). **His reception and yardage totals have increased in each of his first three NFL seasons and he is on pace to do that again in 2021.** In fact, he's just one catch shy of his career high in receptions and needs 107 receiving yards to match his career high in yards.

His 52 receptions and **his 596 receiving yards are fifth among all NFL tight ends this year:**

NFL TIGHT END RECEIVING YARDS LEADERS (2021)					
PLAYER	TEAM	REC	YDS	TDs	
1. Travis Kelce	KC	67	821	5	
2. Mark Andrews	Bal.	60	761	5	
3. Kyle Pitts	Atl.	45	661	1	
4. Darren Waller	LV	53	643	2	
5. MIKE GESICKI	MIA.	52	596	2	

He also **leads all tight ends with 21 receptions and 277 receiving yards in the fourth quarter and overtime:**

NFL TIGHT END RECEIVING LEADERS IN FOURTH QUARTER (2021)					
PLAYER	TEAM	REC	YDS	TDs	
1. MIKE GESICKI	MIA.	21	277	1	
2. Darren Waller	LV	18	226	1	
2. David Njoku	Cle.	10	180	2	
4. Kyle Pitts	Atl.	11	176	0	
5. Dalton Schultz	Dal.	13	162	2	
Tyler Conklin	Min.	14	162	0	

Gesicki is among the most decorated tight ends in Dolphins history. He ranks fourth in receptions (178), fourth in yardage (2,071) and tied for eighth in touchdowns (13). **He needs just 12 more receptions and 141 yards to move into third place in each respective category.**

DOLPHINS ALL-TIME TIGHT END RECEPTION LEADERS					
PLAYER	YEARS	REC	YDS	TDs	
1. Randy McMichael	2002-06	283	3,096	18	
2. Bruce Hardy	1978-89	256	2,455	25	
3. Anthony Fasano	2008-17	189	2,211	24	
4. MIKE GESICKI	2018-21	178	2,071	13	
5. Charles Clay	2011-14	161	1,809	14	

DOLPHINS ALL-TIME TIGHT END RECEIVING YARDS LEADERS					
PLAYER	YEARS	REC	YDS	TDs	
1. Randy McMichael	2002-06	283	3,096	18	
2. Bruce Hardy	1978-89	256	2,455	25	
3. Anthony Fasano	2008-17	189	2,211	24	
4. MIKE GESICKI	2018-21	178	2,071	13	
5. Keith Jackson	1992-94	146	1,880	18	



OFFENSE NOTES

WADDLE'S RECORD-BREAKING PACE WITH 77 RECEPTIONS

WR Jaylen Waddle has only played 12 career games but he's already caught 77 passes. **His 77 receptions are the second-most by a player in his first 12 career games in NFL history:**

MOST RECEPTIONS IN FIRST 12 CAREER GAMES

PLAYER	TEAM	YEAR	REC	YDS	TDs
1. Odell Beckham Jr.	NYG	2014	91	1,305	12
2. JAYLEN WADDLE	MIA.	2021	77	759	4
3. Saquon Barkley	NYG	2018	74	602	4
4. Reggie Bush	NO	2006	73	562	1
5. Anquan Boldin	Ari.	2003	70	1,032	6

Waddle's 77 receptions are fifth in the NFL this season among all players:

NFL RECEPTIONS LEADERS (2021)

PLAYER	TEAM	REC	YDS	TDs
1. Cooper Kupp	LAR	92	1,237	10
2. Tyreek Hill	KC	84	932	8
3. Keenan Allen	LAC	81	895	2
4. Davante Adams	GB	80	1,083	5
5. JAYLEN WADDLE	MIA.	77	759	4

Waddle has 25 more receptions than any other NFL rookie this season. He is slightly ahead of pace to break the NFL rookie receptions record of 101 catches by Arizona WR Anquan Boldin in 2003.

Waddle's 77 receptions are second in Dolphins history among rookies. **He's just eight receptions away from breaking the franchise rookie record set by WR Jarvis Landry (84) in 2014.**

DOLPHINS ALL-TIME ROOKIE RECEPTIONS LEADERS

PLAYER	YEAR	REC	YDS	TDs
1. Jarvis Landry	2014	84	758	5
2. JAYLEN WADDLE	2021	77	759	4
3. Terry Kirby	1993	75	874	3
4. Jack Clancy	1967	67	868	2
5. Davone Bess	2008	54	554	1

Waddle is also closing in on the team's rookie record for receiving yards, **needing just 125 yards in five games to break the record WR Chris Chambers set in 2001:**

DOLPHINS ALL-TIME ROOKIE RECEIVING YARDS LEADERS

PLAYER	YEAR	REC	YDS	TDs
1. Chris Chambers	2001	48	883	7
2. Terry Kirby	1993	75	874	3
3. Jack Clancy	1967	67	868	2
4. JAYLEN WADDLE	2021	77	759	4
5. Jarvis Landry	2014	84	758	5

BIG PLAYS HELP DOLPHINS IN RECENT WEEKS

The Dolphins offense has hit several big plays in the past three weeks.

In the Week 10 primetime victory over Baltimore, **QB Tua Tagovailoa** had the longest pass of the day, a 64-yard strike to **WR Albert Wilson** to bring the Dolphins into the red zone and take a two-score lead late in the game. **At the time, it was the longest completion of Tagovailoa's career and the longest by the Dolphins since Oct. 11, 2020 at San Francisco** (70 yards from **QB Ryan Fitzpatrick** to **TE Mike Gesicki**).

He also completed a 35-yard pass to **WR Jaylen Waddle**.

Near the end of the first half, **QB Jacoby Brissett** found **WR Isaiah Ford** for 52 yards, which led to a field goal. It was the longest reception of Ford's career.

It marked the first time since data was tracked in 2000 that the Dolphins had two different quarterbacks complete 50+ yard passes in the same game.

One week later, **Tagovailoa set a new career high again** when he found **WR Mack Hollins** for a 65-yard touchdown in the Week 11 win at the N.Y. Jets. It was also a career-long reception for Hollins.

In the Week 12 win vs. Carolina, Tagovailoa found **WR Jaylen Waddle** for a 57-yard gain and the longest reception of Waddle's career.

The Dolphins have now hit their four longest plays of the season in the past three games – all victories.

DOLPHINS ADD PRO BOWL BACK IN LINDSAY

Miami claimed **RB Phillip Lindsay** off waivers on Wednesday, Nov. 24 and just four days later, he provided 12 carries for 42 yards (3.5 avg.) in Miami's Week 12 win vs. Carolina.

Lindsay became the most experienced back on Miami's roster, totaling 2,722 career rushing yards and 18 rushing touchdowns in 53 career games. **He earned a Pro Bowl selection as a rookie in Denver in 2018 and is a two-time 1,000-yard rusher (2018-19).**

Lindsay joins a young room alongside **RB Myles Gaskin**, **RB Salvon Ahmed** and **RB Patrick Laird**. Gaskin has four touchdowns (three rushing, one receiving) in the past four weeks.



DEFENSE NOTES

DOLPHINS RANK HIGHLY IN SEVERAL DEFENSIVE CATEGORIES

Miami's defense has ranked among the league's best in several categories thus far in 2021:

The Dolphins lead the NFL in passes defended (69) and QB hits (90).

Miami is tied for third in the NFL in fumble recoveries (9) and is tied for sixth in takeaways (19).

The Dolphins are fifth in the league in first-down success rate as just 46.4 percent of opposing first-down snaps have gained 4+ yards.

DOLPHINS DEFENSE HAS BEEN AMONG LEAGUE'S BEST IN LAST FOUR WEEKS

The Dolphins defense has ranked among the league's best in the past month. Here's where they stand in several key rankings since beginning their four-game winning streak in Week 9:

NFL RANKINGS SINCE WEEK 9		
CATEGORY	RANK	NO.
Scoring Defense	3rd	11.5 ppg
Sacks	1st	16
Takeaways	3rd	10
Rushing Defense	4th	83.3 ypg
Total Defense	6th	288.5 ypg

The Dolphins have held opponents under 400 yards of total offense in seven consecutive games, its longest streak since Jan. 1, 2017 to Nov. 5, 2017.

Miami allowed just 10 points in the Week 10 win vs. Baltimore, **the fewest the Ravens have scored in a regular-season game since QB Lamar Jackson became the team's starting quarterback.**

In Week 12 vs. Carolina, the Dolphins limited Panthers' passers to a 13.4 passer rating, which was **the lowest by any NFL team in a game this season.**

HOWARD LEADS THE NFL IN INTERCEPTIONS SINCE 2017

CB Xavien Howard entered the 2021 season leading the NFL in interceptions over the past three seasons and has several more takeaways this year.

In the Week 1 win at New England, **Howard stripped Patriots RB Damien Harris of the ball inside Miami's 10-yard line with just over three minutes to go.** He recovered it himself to give Miami the ball back and a chance to run out the clock to seal the victory.

The following week vs. Buffalo, he recorded his first interception of the 2021 season. He also picked off Atlanta **QB Matt Ryan** in Week 7 and Carolina **QB Cam Newton** in Week 12.

Howard is the fastest NFL player (67 games) to reach 25 interceptions since 1990, surpassing CB Marcus Peters (68 games) by one game.

In the Week 10 win vs. Baltimore, Howard punched a ball loose from **WR Sammy Watkins** in the fourth quarter and returned it 49 yards for a touchdown to give Miami a two-score lead. **It was the sixth-longest fumble return touchdown in team history.**

Howard has played just 60 games since 2017, but still **leads the NFL in interceptions over the past five seasons:**

MOST INTERCEPTIONS (SINCE 2017)	
NAME	INT
1. XAVIEN HOWARD (MIA.)	25
2. J.C. Jackson (NE)	24
3. Kevin Byard (Ten.)	23
4. Justin Simmons (Den.)	18
Jordan Poyer (Buf.)	18

Howard led the league with 10 interceptions in 2020, earning a Pro Bowl selection and being named first-team All-Pro. He became the first NFL player since 2007 (Antonio Cromartie, 10) to record double-digit interceptions in a season.

MOST INTERCEPTIONS (2020)	
NAME	INT
1. XAVIEN HOWARD (MIA.)	10
2. J.C. Jackson (NE)	9
3. Tyrann Mathieu (KC)	6
4. Harrison Smith (Min.)	5
Justin Simmons (Den.)	5
Quandre Diggs (Sea.)	5

The mark also **tied the franchise record set by CB Dick Westmoreland back in 1967.**

DOLPHINS' PAIR OF YOUNG SAFETIES

The Dolphins selected **S Brandon Jones** in the third round (70th overall) of the 2020 NFL Draft and **S Jevon Holland** in the second round (36th overall) of the 2021 NFL Draft. **The pair had started seven games in a row** before Jones missed Week 12 due to injury.

Jones has three sacks this season, including a strip-sack of N.Y. Jets QB Joe Flacco in the Week 11 win. He also recovered a fumble to help seal the victory in Week 9 vs. Houston.

Holland's 45 tackles are sixth among NFL rookies. **He led all NFL rookies with five passes defended in the month of November and also intercepted two passes in the month.**



DEFENSE NOTES

OGBAH LEADS NFL DEFENSIVE LINEMEN IN PASSES DEFENSED

DE Emmanuel Ogbah has been one of the league's most productive pass rushers since he joined the Dolphins in 2020, and he also has a knack for batting down balls at the line of scrimmage.



Ogbah has nine passes defended in 2021, including a streak of seven consecutive games with one. According to FOX, the streak is the longest by an NFL defensive lineman in more than 20 years. His season total of nine is a career-high for Ogbah and **is the most by an NFL defensive lineman since 2019** (Shelby Harris and Carlos Dunlap).

Ogbah also has 19 quarterback hits, which ranks 11th among all NFL players.

MOST PASSES DEFENSED BY A DEFENSIVE LINEMAN (2021)

NAME	TEAM	PDS
1. EMMANUEL OGBAH	MIA.	9
2. Cameron Heyward	Pit.	7
3. Denico Autry	Ten.	5
4. Several players tied		4

BAKER CONTINUES TO RACK UP TACKLES

LB Jerome Baker has been one of Miami's most productive players since he was selected by the Dolphins in the third round of the 2018 NFL Draft (73rd overall). He has 374 career tackles (240 solo), 12.5 sacks, three interceptions, 13 passes defended, five forced fumbles and one defensive touchdown.

Baker's 374 tackles are seventh among all players in his 2018 draft class. He's just 26 tackles shy of reaching 400 in his career and becoming the 1st Dolphins player since 2000 to total at least 400 tackles in the first four seasons of his career.

MOST CAREER TACKLES (2018 DRAFT CLASS)

PLAYER	TM	TOT	SOLO	ASST
1. Darius Leonard	Ind.	509	326	183
2. Roquan Smith	Chi.	473	322	151
3. Fred Warner	SF	458	308	150
4. Tremaine Edmunds	Buf.	418	263	155
5. Foyesade Oluokun	Atl.	381	226	155
6. Jessie Bates	Cin.	377	265	112
7. JEROME BAKER	MIA.	374	239	135
8. Leighton Vander Esch	Dal.	319	210	109
9. Terrell Edmunds	Pit.	304	213	91
10. Minkah Fitzpatrick	Pit.	298	202	96

WILKINS IS AMONG THE LEADERS OF HIS DEFENSIVE LINE CLASS

DT Christian Wilkins was a first-round pick (13th overall) by Miami in the 2019 NFL Draft and has been one of the most productive defensive linemen in his draft class.



His 155 stops are the eighth-most by any NFL defensive lineman since 2019. Despite being the fifth defensive lineman selected that year, **Wilkins leads the position group from the 2019 draft class in tackles:**

MOST CAREER TACKLES (DL IN 2019 DRAFT CLASS)

PLAYER	TM	TOT	SOLO	ASST
1. CHRISTIAN WILKINS	MIA.	155	90	65
2. Jeffery Simmons	Ten.	126	76	50
Dexter Lawrence	NYG	126	71	55
4. Quinnen Williams	NYJ	123	73	50
Brian Burns	Car.	123	79	44

Wilkins has also made more impactful plays in his third NFL season. **His three sacks, seven quarterback hits and seven tackles for loss are all career highs** with five games still remaining. He also had a strip-sack of Jacksonville **QB Trevor Lawrence** in Week 6 and recovered a fumble in Week 11 at the N.Y. Jets.

NEEDHAM HAS BEEN AN UNDRAFTED FIND FOR MIAMI

CB Nik Needham has been one of the most productive cornerbacks in the 2019 draft class – except Needham wasn't drafted. **His five career interceptions are third among all undrafted free agents that entered the NFL in 2019 or later.**



Needham is third in tackles among undrafted free agents in the 2019 draft class:

MOST CAREER TACKLES (2019 UNDRAFTED FREE AGENTS)

PLAYER	TM	TOT	SOLO	ASST
1. Troy Reader	LAR	186	108	78
2. T.J. Edwards	Phi.	165	84	81
3. NIK NEEDHAM	MIA.	155	113	42
4. Andrew Wingard	Jax.	118	84	34
5. Azeez Al-Shaair	SF	115	65	50



SPECIAL TEAMS NOTES

SANDERS IS MOST ACCURATE KICKER IN TEAM HISTORY

K Jason Sanders' 84.4 career field goal percentage (92-of-109) is the best in Dolphins history (min. 50 att.).

He recently had the longest active PAT streak in the NFL, making 69 consecutive extra points. The streak began on Dec. 15, 2019 and ended with a miss on Nov. 28, 2021, covering 31 games without a miss.

He tied a team record last year that has stood since 1999 (Olindo Mare) when he posted 144 points. The mark was also tied for the most in the NFL last year. Sanders got to 144 points by making 36 field goals and 36 extra points. The 36 field goals made were the second-most in the NFL in 2020 and second-most in Dolphins history. His 92.3 field goal percentage was the best in single-season team history and helped him earn first-team All-Pro honors.



MOST FIELD GOALS IN A SEASON IN DOLPHINS HISTORY

NAME	YEAR	FGMs
1. Olindo Mare	1999	39
2. JASON SANDERS	2020	36
3. Pete Stoyanovich	1991	31
4. Dan Carpenter	2010	30
Pete Stoyanovich	1992	30

Sanders had a streak of 10 straight makes from 50+ snapped in Week 15 last year vs. New England. He's the only kicker in Dolphins history to make multiple 50+ yard kicks in the same game, doing so twice in 2020 (Week 9 at Arizona and Week 12 at N.Y. Jets).



SANDERS' CLUTCH KICKS

Sanders has made several clutch kicks in his career, including one in Week 11 vs. the N.Y. Jets. **His make from 24 yards out with 1:57 put Miami up two scores and essentially sealed the victory.**

Sanders also made a clutch kick in Week 3 when he hit a 50-yarder in overtime against Las Vegas in to extend the game.

He made two game-winners in 2020. He converted a 50-yard field goal to give Miami a 34-31 lead with 3:30 left at Arizona in Week 9. **Then in Week 16 at Las Vegas, Sanders made a 44-yard field goal with one second left to beat the Raiders, 26-25.**

He earned AFC Special Teams Player of the Week honors after making five field goals in Week 5 at San Francisco last year and again in Week 16 of the 2020 season after going 4-for-4 with the game-winner at Las Vegas. **Sanders also won AFC Special Teams Player of the Month honors in both October and November of 2020.**

DOLPHINS HAVE EXPERIENCED PUNTER IN PALARDY

P Michael Palardy is in his first season with the Dolphins after spending four years (2016-19) in Carolina. **He grew up in nearby Coral Springs before playing at St. Thomas Aquinas High School.** He has a 45.1 gross punting average in his NFL career and landed 108 punts inside the 20, including 10 in his past four games.

Palardy is third in the NFL with 21 punts downed inside the 20 this season. **He is tied for fourth in the NFL with eight punts downed inside the 10-yard line and three punts downed inside the 5-yard line.**

RILEY BLOCKS PUNT FOR TOUCHDOWN IN WEEK 12

LB Duke Riley notched Miami's first blocked punt of the 2021 season in Week 12 vs. Carolina. He came off the right side of Miami's punt block formation and nearly took the ball directly off P Lachlan Edwards' foot.


After bouncing off the turf, the ball was caught by CB Justin Coleman at the 2-yard line. Coleman and his teammates moved the pile into the end zone, giving Miami an early 7-0 lead.

It was Miami's first blocked punt since LB Andrew Van Ginkel got one on Nov. 15, 2020 vs. the L.A. Chargers. The last time the Dolphins had a blocked punt returned for a touchdown was on Dec. 17, 2016 when S Walt Aikens blocked a punt and returned it 11 yards for a score at the N.Y. Jets.



MIAMI DOLPHINS 2021 ROOKIE CLASS

Rd 1 // Pick 6



**Jaylen
WADDLE**

Alabama // WR
5-10 // 182

Rd 1 // Pick 18



**Jaelan
PHILLIPS**

Miami (FL) // LB
6-5 // 266


Rd 2 // Pick 36



**Jevon
HOLLAND**

Oregon // S
6-1 // 207

Rd 2 // Pick 42



**Liam
EICHENBERG**

Notre Dame // T
6-6 // 310


Rd 3 // Pick 81



**Hunter
LONG**

Boston College // TE
6-5 // 254


Rd 7 // Pick 231



**Larnel
COLEMAN^**

UMass // T
6-6 // 313


Rd 7 // Pick 244



**Gerrid
DOAKS***

Cincinnati // RB
5-11 // 228


Undrafted Free Agent



**Robert
JONES**

Middle Tenn. St. // G
6-4 // 322

Acquired off Waivers



**Darius
HODGE**

Marshall // LB
6-1 // 245

Acquired off Waivers



**Trill
WILLIAMS**

Syracuse // CB
6-1 // 205

* Practice Squad
^ Injured Reserve



WHAT TO LOOK FOR THIS WEEK

- With one interception, **CB Justin Coleman** (2) will set a new career high.
- With one special teams tackle, **S Clayton Fejedelem** (49) can total his 50th career special teams stop.
- With 103 rushing yards, **RB Myles Gaskin** (482) will set a new career high.
- With 3 carries, **RB Myles Gaskin** (139) will set a new career high.
- With 177 receiving yards, **RB Myles Gaskin** (212) will set a new career high.
- With 141 receiving yards, **TE Mike Gesicki** (2,071) can move into 3rd place in team history among tight ends (Anthony Fasano, 2,211 yards).
- With 2 receptions, **TE Mike Gesicki** (52) will set a new career high.
- With 108 receiving yards, **TE Mike Gesicki** (596) will set a new career high.
- With 5 receptions, **WR Mack Hollins** (12) will set a new career high.
- With 49 receiving yards, **WR Mack Hollins** (178) will set a new career high.
- **DT John Jenkins** could play in his 100th NFL game.
- **DE Emmanuel Ogbah** could extend his passes defended streak of seven games, which is the longest streak by an NFL defensive lineman in at least 20 years.
- With 2 sacks, **DE Emmanuel Ogbah** (33.0) can total 35 career sacks.
- With 2 punts, **P Michael Palardy** (298) will total 300 in his career.
- With 12 tackles, **LB Elandon Roberts** (56) will set a new career high.
- **S Eric Rowe** could start his 50th NFL game.
- With 1 reception, **TE Adam Shaheen** (12) will set a new career high.
- With 41 receiving yards, **TE Adam Shaheen** (110) will set a new career high.
- With 9 tackles, **DT Zach Sieler** (40) will set a new career high.
- With 2 receptions, **TE Durham Smythe** (25) will set a new career high.
- With 125 receiving yards, **WR Jaylen Waddle** (759) will break the team's rookie receiving yards record (883, Chris Chambers).
- With 8 receptions, **WR Jaylen Waddle** (77) will break the team's rookie receptions record (84, Jarvis Landry).
- With 5 tackles, **DT Christian Wilkins** (52) will set a new career high.
- **WR Albert Wilson** needs 36 receiving yards (2,464) to total 2,500 in his career.





WHAT TO LOOK FOR IN 2021

LB JEROME BAKER...

- Has 48 starts. Needs 2 starts to reach 50 in his career.
- Has 2 consecutive seasons of 100+ tackles. Needs 37 tackles this season to join Zach Thomas (2001-06), Jeremiah Bell (2008-11) and Kiko Alonso (2016-18) as the only Dolphins since 2000 to total three straight 100-tackle seasons.
- Has 374 total tackles. Needs 26 tackles to reach 400 in his career and become the 1st Dolphins player since 2000 to total at least 400 tackles in the 1st 4 seasons of his career.
- Has 12.5 sacks. Needs 2.5 sacks to reach 15 in his career.

QB JACOBY BRISSETT...

- Has 1,208 pass attempts. Needs 292 pass attempts to reach 1,500 in his career.
- Has 7,742 passing yards. Needs 2,258 passing yards to reach 10,000 in his career.
- Has 36 passing TDs. Needs 14 passing TDs to reach 50 in his career.
- Has 13 rushing TDs. Needs 2 rushing TDs to reach 15 in his career.

DL ADAM BUTLER...

- Has 16 sacks. Needs 4 sacks to reach 20 in his career.

RB MYLES GASKIN...

- Has 651 receiving yards. Needs 349 receiving yards to reach 1,000 in his career.

TE MIKE GESICKI...

- Has 178 receptions. Needs 12 receptions to move into 3rd place in team history among tight ends.
- Has 13 receiving touchdowns. Needs 5 receiving touchdowns to move into a tie for 4th place in team history among tight ends and 7 receiving touchdowns to reach 20 in his career.

WR MACK HOLLINS...

- Has 705 receiving yards. Needs 295 receiving yards to reach 1,000 in his career.

CB XAVIEN HOWARD...

- Has 25 interceptions. Needs 4 interceptions to move into the top 5 in franchise history.
- His 25 interceptions since 2017 lead the NFL.
- Has 67 passes defended. Needs 8 passes defended to reach 75 in his career.

DT JOHN JENKINS...

- Has 192 total tackles. Needs 8 tackles to reach 200 in his career.

CB BYRON JONES...

- Has 98 starts. Needs 2 starts to reach 100 in his career.

RB PHILLIP LINDSAY...

- Has 2,722 rushing yards. Needs 278 rushing yards to reach 3,000 in his career.
- Has 18 rushing touchdowns. Needs 2 rushing touchdowns to reach 20 in his career.
- Has 80 receptions. Needs 20 more receptions to reach 100 in his career.

CB NIK NEEDHAM...

- Has 5 interceptions. Needs 5 interceptions to reach 10 in his career.

DE EMMANUEL OGBAH...

- Has 7 forced fumbles. Needs 3 forced fumbles to reach 10 in his career.

S ERIC ROWE...

- Has 49 starts. Needs 1 start to reach 50 in his career.
- Has 39 passes defended. Needs 11 passes defended to reach 50 in his career.

K JASON SANDERS...

- Has 92 made field goals. Needs 8 made field goals to reach 100 in his career.
- Can improve his 84.4 career field goal percentage, which is the best in team history.

TE ADAM SHAHEEN...

- Has 7 touchdown receptions. Needs 3 touchdown receptions to reach 10 in his career.

WR JAYLEN WADDLE...

- Has 759 receiving yards. Needs 125 receiving yards to break the Dolphins rookie record (883, Chris Chambers).
- Has 77 receptions. Needs 8 receptions to break the Dolphins rookie record (84, Jarvis Landry).

WR ALBERT WILSON...

- Has 2,464 receiving yards. Needs 536 receiving yards to reach 3,000 in his career.



DOLPHINS VS. GIANTS

SOUTH FLORIDA CONNECTIONS

GIANTS	SCHOOL/HOMETOWN
CB Aaron Robinson	Deerfield Beach HS/Deerfield Beach, Fla.

NEW YORK/NEW JERSEY CONNECTIONS

DOLPHINS	SCHOOL/HOMETOWN
HC Brian Flores	Poly Prep Country Day School/Brooklyn, N.Y.
LB Anthony Campanile	Rutgers/Fair Lawn HS/Fair Lawn, N.J.
Asst. ST Brandon Farrell	Rochester, N.Y.
Asst. TE Mike Judge	Chatham HS/Summit, N.J.
QC Jordan Salkin	Goshen HS/Long Island, N.Y.
TE Mike Gesicki	Southern Regional HS/Manahawkin, N.J.
CB Trill Williams	Syracuse Univ./Archbishop Stepinac HS/Yonkers, N.Y.

COLLEGE CONNECTIONS

GIANTS		DOLPHINS
S Xavier McKinney (2017-19)		DT Raekwon Davis (2016-19) QB Tua Tagovailoa (2017-19) WR Jaylen Waddle (2018-20)
WR Darius Slayton (2015-18)		CB Noah Igbinoghene (2017-19)
DL Dexter Lawrence (2016-18)		DT Christian Wilkins (2015-18)
QB Daniel Jones (2015-18) OL Matt Skura (2011-15)		WR, Coach Josh Grizzard (2013-16)
LB Lorenzo Carter (2014-17) LB Tae Crowder (2015-19) LB Azeez Ojulari (2018-20) DB J.R. Reed (2016-19) T Andrew Thomas (2017-19)		G Solomon Kindley (2016-19)
LB Quincy Roche (2020)		LB Jaelan Phillips (2019-20)
S Julian Love (2016-18)		TE Durham Smythe (2013-17) T Liam Eichenberg (2016-20)
OL Billy Price (2014-17)		LB Jerome Baker (2015-17)
RB Saquon Barkley (2015-17) LB Cam Brown (2016-19) DL Austin Johnson (2012-15)		TE Mike Gesicki (2014-17)
WR Collin Johnson (2016-19)		S Brandon Jones (2016-19)
CB Darnay Holmes (2017-19)		LB Jaelan Phillips (2017-18)
G Will Hernandez (2014-17)		CB Nik Needham (2015-18)
RB Devontae Booker (2014-15)		S Eric Rowe (2011-14)
WR John Ross (2013-16)		RB Myles Gaskin (2015-18)

FORMER GIANTS

DOLPHINS PLAYER	NOTES
DT John Jenkins (2018)	7 GP
DOLPHINS COACH/STAFF	NOTES
OLB Rob Leonard	Defensive Assistant (2013-16) Assistant Defensive Line (2017) Outside Linebackers (2018)
Co-OC/RBs Eric Studesville	Running Backs (2001-03)

FORMER DOLPHINS

GIANTS PLAYER	NOTES
LB Benardrick McKinney (2021)	Training camp.
TE Chris Myarick (2020-21)	3 GP & 2021 training camp.
LB Trent Harris (2019)	11 GP with 3 GS; 20 tkl (14 solo, 1.5 sacks and 1 FF.

GIANTS COACH/STAFF	NOTES
DC/Asst. HC Patrick Graham	Defensive Coordinator (2019)
QB, Jerry Schuplinski	Quarterbacks (2019)

PRO CONNECTIONS

GIANTS		DOLPHINS
OL Matt Skura (2017-20)		DT Zach Sieler (2018-19)
DL Danny Shelton (2020) LB Reggie Ragland (2020) WR Kenny Golladay (2017-20)		CB Justin Coleman (2019-20)
T Nate Solder (2011-17) DL Danny Shelton (2018-19) DB Keion Crossen (2018) T Korey Cunningham (2019-20) HC Joe Judge (2012-19)		S Eric Rowe (2016-18) CB Justin Coleman (2015-16) LB Elandon Roberts (2016-19) DL Adam Butler (2017-20) HC Brian Flores (2008-18) DC Josh Boyer (2006-18)
WR John Ross (2017-20) OL Billy Price (2018-20)		S Clayton Fejedelem (2016-19) TE Cethan Carter (2017-20)
DL Danny Shelton (2015-17)		DE Emmanuel Ogbah (2016-18) C Austin Reiter (2016-17)
K Graham Gano (2012-19) CB James Bradberry (2016-19)		P Michael Palardy (2016-20)
QB Mike Glennon (2017)		TE Adam Shaheen (2017-19) DT John Jenkins (2017)
LB Reggie Ragland (2017-19)		DE Emmanuel Ogbah (2019)
LS Casey Kreiter (2016-19) RB Devontae Booker (2016-19)		RB Phillip Lindsay (2018-20)



DOLPHINS VS. GIANTS

SERIES SUPERLATIVES

DOLPHINS

RUSHING YARDS:

103, Reggie Bush, at N.Y. Giants, 10/30/11

PASSING YARDS:

365, Steve DeBerg, at Miami, 12/5/93

RECEPTIONS:

11, Jarvis Landry, at Miami, 12/14/15

RECEIVING YARDS:

139, Fred Barnett, at Miami, 12/8/96

GIANTS

RUSHING YARDS:

131, Brandon Jacobs, at Miami (London, England), 10/28/07

PASSING YARDS:

349, Eli Manning, at N.Y. Giants, 10/30/11

RECEPTIONS:

11, Jeremy Shockey, at N.Y. Giants, 10/5/03

RECEIVING YARDS:

166, Odell Beckham Jr., at Miami, 12/14/15

SERIES HISTORY

REGULAR SEASON: GIANTS LEAD 7-2

POSTSEASON: HAVE NEVER MET

LAST 5 MEETINGS

DATE	GAME
10/5/03	Miami 23, at N.Y. Giants 10
10/28/07	N.Y. Giants 13, at Miami 10 (at London, England)
10/30/11	at N.Y. Giants 20, Miami 17
12/14/15	N.Y. Giants 31, at Miami 24
12/15/19	at N.Y. Giants 36, Miami 20

SERIES FACTS (TEAM)

MIAMI'S LARGEST MARGIN OF VICTORY:

13 (Miami 23, at N.Y. Giants 10, 10/5/03)

N.Y. GIANTS' LARGEST MARGIN OF VICTORY:

17 (at N.Y. Giants 20, Miami 3, 9/23/90)

CURRENT SERIES STREAK:

N.Y. Giants 4 (10/28/07 – 12/15/19)

MIAMI'S LARGEST WIN STREAK:

1 (twice, last: 10/5/03)

N.Y. GIANTS' LARGEST WIN STREAK:

4 (twice, last: 10/28/07 – 12/15/19)

MOST POINTS BY MIAMI:

24 (N.Y. Giants 31, at Miami 24, 12/14/15)

MOST POINTS BY N.Y. JETS:

36 (at N.Y. Giants 36, Miami 20, 12/15/19)

MOST POINTS, BOTH TEAMS:

56 (at N.Y. Giants 36, Miami 20, 12/15/19)

FEWEST POINTS BY MIAMI:

3 (at N.Y. Giants 20, Miami 3, 9/23/90)

FEWEST POINTS BY N.Y. GIANTS:

10 (Miami 23, at N.Y. Giants 10, 10/5/03)

FEWEST POINTS, BOTH TEAMS:

23 (at N.Y. Giants 20, Miami 3, 9/23/90)



DOLPHINS VS. GIANTS

HOW THEY COMPARE

DOLPHINS		CATEGORY	GIANTS	
STAT	RNK		RNK	STAT
310.8	25	Total Offense	24	317.5
230.7	17	Passing Offense	18	226.6
80.2	31	Rushing Offense	26	90.8
19.5	24	Scoring Offense	26	18.4
29	22	Sacks Allowed	14t	23
42.1	10	Third Down Offense	26	36.2
367.4	24	Total Defense	27	371.5
262.5	28	Passing Defense	17	243.7
104.9	10	Rushing Defense	26	127.7
23.3	19	Scoring Defense	16	23.0
28.0	10t	Sacks	24t	21.0
44.3	29	Third Down Defense	12	38.7
19	6t	Takeaways	6t	19
20	28t	Giveaways	11t	14

DOLPHINS PLAYERS VS. GIANTS

PLAYER	RUSHING					
	GP	ATT	YDS	AVG	LG	TD
P. Laird	1	12	46	3.8	18	0
M. Gaskin	1	9	43	4.8	27	0
TOTALS	2	21	89	4.2	27	0

PLAYER	RECEIVING					
	GP	NO	YDS	AVG	LG	TD
A. Wilson	1	5	19	3.8	8	0
M. Gesicki	1	4	47	11.8	24	0
I Ford.	1	3	21	7.0	8	0
M. Gaskin	1	2	29	14.5	20	0
P. Laird	1	2	8	4.0	8	0
A. Shaheen	1	2	5	2.5	3	1
C. Carter	1	1	5	5.0	5	0
TOTALS	7	19	134	7.1	24	1

STATISTICAL LEADERS

CATEGORY	DOLPHINS		GIANTS	
	PLAYER	STAT	PLAYER	STAT
Completion Pct.	T. Tagovailoa	70.5	D. Jones	64.3
Passing Yards	T. Tagovailoa	1701	D. Jones	2428
Passer Rating	T. Tagovailoa	94.7	D. Jones	84.8
Rushing Yards	M. Gaskin	482	D. Booker	340
Yards Per Carry	M. Gaskin	3.5	D. Jones	4.8
Rushing TDs	M. Gaskin	3	D. Booker	2
	T. Tagovailoa		D. Jones	
			S. Barkley	
Receptions	J. Waddle	77	K. Toney	35
Receiving Yards	J. Waddle	759	K. Toney	392
Receiving TDs	J. Waddle	4	E. Ingram	2
	M. Gaskin			
Tackles	J. Baker	63	T. Crowder	79
			L. Williams	
Sacks	J. Phillips	6.5	A. Ojulari	5.5
Interceptions	X. Howard	3	X. McKinney	5
Forced Fumbles	E. Rowe	3	L. Ryan	2
Special Tms Tcks	M. Hollins	8	K. Crossen	8
			G. Brightwell	

PLAYER	DEFENSE						
	GP	TOT	SK	INT	PD	FF	FR
By. Jones	10	38	0.0	0	4	0	0
J. Coleman	3	13	0.0	0	3	0	1
J. Baker	1	12	0.0	1	1	0	0
D. Riley	5	9	0.0	0	0	0	0
E. Rowe	3	9	0.0	0	0	0	0
J. Jenkins	4	7	0.0	0	0	0	0
V. Biegel	2	5	0.0	1	1	0	0
N. Needham	1	4	0.0	1	1	0	0
E. Ogbah	1	3	0.0	0	1	0	0
S. Eguavoen	1	2	1.0	0	1	0	0
Z. Sieler	1	1	0.0	0	0	0	0
C. Wilkins	1	1	0.0	0	0	0	0
TOTALS	33	104	1.0	3	12	0	1

PLAYER	PUNTING						
	GP	NO	YDS	AVG	LG	TB	NET
M. Palardy	1	3	153	51.0	55	0	138
TOTALS	1	3	153	51.0	55	0	138

PLAYER	KICKING						
	GP	FGM	FGA	LG	XPM	XPA	KO
J. Sanders	1	2	3	47	2	2	5
TOTALS	1	2	3	47	2	2	5



THE LAST MEETING

2019 - WEEK 15

DEC. 15, 2019 | EAST RUTHERFORD, N.J.
METLIFE STADIUM
ATTENDANCE: 72,894 | TV: CBS

MIAMI 20

N.Y. GIANTS 36

SCORING SUMMARY

	1	2	3	4	F
Miami	0	10	3	7	20
N.Y. Giants	0	7	16	13	36

SCORING DRIVES

TEAM	QTR	TIME	PLAY (EXTRA POINT) (DRIVE INFO)	MIA	NYG
Dolphins	2	9:03	D.Parker 20 yd. pass from R.Fitzpatrick (J.Sanders kick) (9-89, 5:44)	7	0
Giants	2	8:01	G.Tate 51 yd. pass from E.Manning (A.Rosas kick) (3-75, 1:02)	7	7
Dolphins	2	0:44	J.Sanders 24 yd. Field Goal (7-22, 0:36)	10	7
Giants	3	11:53	D.Slayton 5 yd. pass from E.Manning (A.Rosas kick) (6-70, 3:07)	10	14
Dolphins	3	8:44	J.Sanders 47 yd. Field Goal (5-22, 1:23)	13	14
Giants	3	6:20	P.Laird tackled in end zone by S.Beal for a Safety	13	16
Giants	3	5:17	S.Barkley 1 yd. run (A.Rosas kick) (3-40, 1:03)	13	23
Giants	4	14:54	S.Barkley 10 yd. run (A.Rosas kick) (8-66, 4:19)	13	30
Giants	4	4:41	J.Allen 1 yd. run (kick failed, wl) (5-44, 1:54)	13	36
Dolphins	4	1:54	D.Parker 29 yd. pass from R.Fitzpatrick (J.Sanders kick) (8-75, 2:47)	20	36

Behind the passing of quarterback Ryan Fitzpatrick and an opportunistic defense, the Dolphins put together a solid performance in the first half against the New York Giants at MetLife Stadium on Sunday.

But they couldn't sustain it and the Giants roared back for a 36-20 victory.

The Dolphins were outscored 29-10 in the second half after they took a 10-7 lead into halftime.

Ryan Fitzpatrick passed for 201 yards in that first half, including a 20-yard touchdown to DeVante Parker. The Dolphins had 234 total yards in that first half, their highest total since an October 2015 game against the Houston Texans.

Parker had himself another nice game, two days after signing a four-year contract extension. Parker finished with four catches for 72 yards, adding a 29-yard contested touchdown catch at the second-half two-minute warning.

In what might have been their final time facing him, the Dolphins intercepted Eli Manning three times, including twice in that first half.

The Dolphins tied their season high with the interceptions; they had first set it in their 16-12 victory at Indianapolis.

They were the first interceptions Manning had thrown against the Dolphins in four career games.

The interceptions were recorded by linebacker Vince Biegel, cornerback Nik Needham and linebacker Jerome Baker.

Biegel's pick set up Jason Sanders' 24-yard field goal that gave the Dolphins a 10-7 lead.

Baker's pick in the third quarter stopped a Giants scoring threat as it came on a third-and-1 from the Dolphins 24-yard line.

The Giants took the lead for good on the opening drive of the second half.

Giants wide receiver Darius Slayton started the drive with a 26-yard reception and ended with a 5-yard touchdown catch from Manning on first-and-goal.

The Dolphins cut their deficit to 14-13 on a 47-yard field goal by Sanders after Patrick Laird followed Baker's interception with an 18-yard run.

It went downhill after that.

The Giants made it 16-13 when safety Sam Beard tackled Laird in the end zone on a running play for a safety.

GAME STATISTICS

RUSHING (Att-Yds-TD):

Miami: P. Laird 12-46, M. Gaskin 9-43, R. Fitzpatrick 4-33.
N.Y. Giants: S. Barkley 24-112-2, J. Allen 8-28-1, E. Penny 1-(-2).

PASSING (A-C-Y-TD-I):

Miami: R. Fitzpatrick 41-23-279-2-0.
N.Y. Giants: E. Manning 28-20-283-2-3, A. Tanney 1-1-1-0-0.

RECEIVING (Rec-Yds-TD):

Miami: A. Wilson 5-59, D. Parker 4-72-2, M. Gesicki 4-47, I. Ford 3-21, C. Walford 2-34, M. Gaskin 2-29, P. Laird 2-8, A. Hurns 1-9.
N.Y. Giants: S. Shepard 9-111, S. Barkley 4-31, K. Smith 3-38, D. Slayton 2-31-1, G. Tate 1-51-1, C. Latimer 1-21, S. Simonson 1-1.

SACKS (Sk-Yds):

Miami: S. Eguavoen 1-10.
N.Y. Giants: D. Tomlinson 1-5, R. McIntosh 1-2, M. Golden 0.5-5, O. Ximines 0.5-5.

INTERCEPTIONS (Int-Yds):

Miami: J. Baker 1-34, N. Needham 1-23, V. Biegel 1-7.
N.Y. Giants: None.

FORCED FUMBLES:

Miami: None.
N.Y. Giants: L. Williams 1.

FUMBLE RECOVERIES (No-Yds):

Miami: None.
N.Y. Giants: S. Chandler 1-0.

TEAM STATS

	MIA	NYG
TOTAL FIRST DOWNS	22	24
By Rushing	7	9
By Passing	13	12
By Penalty	2	3
THIRD DOWN EFFICIENCY	3-13-23%	5-11-45%
FOURTH DOWN EFFICIENCY	1-3-33%	0-0-0%
TOTAL NET YARDS	384	412
Total Offensive Plays	69	63
Average gain per offensive play	5.6	6.5
NET YARDS RUSHING	122	138
Total Rushing Plays	25	33
Average gain per rushing play	4.9	4.2
NET YARDS PASSING	262	274
Sacks-Yards	3-17	1-10
Gross yards passing	279	284
ATTEMPTS-COMPLETIONS-INTS	41-23-0	29-21-3
Avg. gain per pass play	6.0	9.1
PUNTS NUMBER AND AVG.	3-42.0	5-41.8
Net Punting Average	39.0	41.8
TOTAL RETURN YARDAGE	64	9
No. and Yards Punt Returns	0-0	1-9
No. and Yards Kickoff Returns	2-55	3-83
No. and Yards Int. Returns	3-64	0-0
PENALTIES Number and Yards	7-42	4-32
FUMBLES Number and Lost	1-1	0-0
RED ZONE EFFICIENCY	0-2-0%	4-4-100%
GOAL TO GO EFFICIENCY	0-0-0%	3-3-100%
TIME OF POSSESSION	28:53	31:07



DOLPHINS RADIO NETWORK



AM 560 Sports WQAM is the official English flagship radio partner of the franchise. In addition, all Dolphins games are simulcast on Kiss Country 99.9 “South Florida’s Original Country Station” and feature expanded pre-, halftime and postgame shows. The games also can be heard on Dolphins.com and throughout South and Central Florida on a variety of stations that make up the Miami Dolphins Radio Network.

The English radio broadcast team on AM 560 Sports WQAM consists of former wide receiver Jimmy Cefalo handling the play-by-play duties with former tight end Joe Rose and Hall of Fame defensive end Jason Taylor providing the game analysis. Fellow alumnus Kim Bokamper will join the broadcast team giving perspective on the on-field action.

Univision Deportes Radio 1140 AM is the Dolphins official Spanish radio broadcast partner for all preseason, regular season and playoff games, with Roly Martin handling the play-by-play and Eduardo Martell providing the game analysis. WQBA 1140 AM additionally airs a pregame show and postgame show.



From L-R: Joe Rose, Jimmy Cefalo, Jason Taylor and Kim Bokamper



Roly Martin (L) and Eduardo Martell (R)

2021 MIAMI DOLPHINS RADIO NETWORKS

LOCATION	NETWORK	LOCATION	NETWORK
Fort Lauderdale	AM 560 Sports WQAM	Miami	KISS 99.9 FM
Fort Lauderdale	KISS 99.9 FM	Miami	WQBA 1140 AM (Spanish)
Fort Myers	WRXK 96 FM	Port St. Lucie	WPSP 1590 AM
Key West	WAVK 97.7 FM	West Palm Beach	ESPN 106.3 FM
Miami	AM 560 Sports WQAM	West Palm Beach	Deportes Radio 760 AM (Spanish)



MIAMI DOLPHINS UNVEIL STATE-OF-THE-ART BAPTIST HEALTH TRAINING COMPLEX



On July 22, 2021, the Miami Dolphins unveiled the team's state-of-the-art Baptist Health Training Complex in front of guests and media. Completed by Moss Construction with interior design by Rockwell Group and architecture by ROSSETTI, the best-in-class venue was meticulously planned to create a contemporary, welcoming training environment for coaches, players, and staff.

"We invested a great deal of time and research in working to create a world-class sports performance facility," said Stephen Ross, Miami Dolphins Chairman of the Board/Managing General Partner. "We are excited to partner with Baptist Health on this venue which will set a new standard for technology, innovation and training."

Located in Miami Gardens, the 217,200 square foot complex (125,000 sq. feet training facility and 92,200 sq. feet indoor field) features:

- Outdoor practice area with two full natural grass field and full indoor practice facility
- Two-story weight room with a cardio deck
- Locker Rooms and a Players Lounge with multiple lounge areas and a barber shop
- A state-of-the-art hydrotherapy area
- Dedicated recovery area including cryotherapy and isolation tanks
- Athletic training room with expansive rehabilitation space
- A dining hall and fuel bar
- Shaded spectator seating holding up to 2,200 people
- Lush landscaping, including close to 16,000 flowers and shrubs, 210 palms and 128 total trees

"Baptist Health and the Miami Dolphins have enjoyed a longtime partnership driven by dedication and teamwork," said Javier Hernandez-Lichtl, CEO of Baptist Health's Doctors Hospital and Miami Orthopedics & Sports Medicine Institute. "The state-of-the-art Baptist Health Training Complex further aligns our organizations and allows us to build upon that legacy by introducing a new era of world-class care for our great Dolphins athletes while also engaging the community in meaningful ways."

The Baptist Health Training Complex is equipped with state-of-the-art technology and football systems. The audio-visual systems in the Auditorium, position classrooms, conference rooms, weight room, Field House, and outdoor fields were designed and built by industry leading integrator Diversified. 8K Solutions designed and integrated a fully robotic camera system for acquiring practice video and two immersive walls for interactive team and individual training. The facility also features Verizon 5G Ultra Wideband and an Extreme Networks Wi-Fi 6 deployment throughout.

The partnership with Baptist Health was an extension of a decades-long relationship with the Miami Dolphins, with the entity serving as the Official Medical Team of the Miami Dolphins as well as the Official Wellness and Sports Medicine Provider of the Miami Dolphins and the Training Complex. Baptist Health also is a proud partner of the Miami Dolphins Foundation working together on a series of initiatives around the health and safety of South Florida students, coaches, and parents to grow youth football participation in South Florida.



BROXEL PRESENTS THE NEW MIAMI DOLPHINS CARD



Broxel, a global leader in payment methods to achieve a barrier-free economy has announced that they have joined forces with the Miami Dolphins to create a branded debit card. The card, featuring multiple functionalities, will allow users to make everyday shopping purchases, send money and coordinate payments at Hard Rock Stadium and receive VIP access and rewards related to the team.

Acceptable worldwide, the new card is fully branded with the Dolphins logo and is linked to Broxel's cutting edge virtual wallet. Fans can enhance their experience, manage their expenses and preload their card in seconds through their smartphone to make every transaction they need. The new official card is now available at broxel.com/dolphins and at team stores in Hard Rock Stadium.

"We are excited about expanding our cashless experience with Broxel," said Jeremy Walls, Senior Vice President, Chief Revenue Officer of Miami Dolphins. "This is the opportune time for Dolphins fans to connect with this innovative and exciting technology."

"We wanted to create a bespoke experience for the Dolphins fan base. A card you can find useful, secure and easy to use every day, that brings the fans closer to the team through unique experiences. We have built the real card for true fans", said Gustavo Gutierrez, Founder and CEO of Broxel.

The new Dolphins card offers next generation functionalities through the Broxel app including the chance for every user to actively participate in the development of new capabilities. The final objective is to deliver the perfect financial product fit for the Dolphins fans.

"In a world full of noise and complexity, we decided to have a different approach: keep it simple and listen. That is why we developed a card that is safe and easy, accepted worldwide, and offers rewards that go beyond money, through experiences and emotions around the Dolphins. We want to listen to what the Dolphins fans have to say to develop new functionalities and capabilities," said Gustavo Gutierrez, Founder and CEO of Broxel.

About Broxel

Broxel is a leading payment technology company in Latin America, with more than 1000 employees. Since 2011, Broxel has offered tailored financial services for companies, institutions and consumers. 12 million cards has been issued by Broxel. The company is a partner of AT&T and Google Cloud, and has licensing deals with MasterCard, VISA and Carnet. Broxel is committed to enhancing financial experiences through innovation and technology.



UNKNWN TEAMS UP WITH MIAMI DOLPHINS FOR LATEST DROP



Miami-based lifestyle brand and concept store [UNKNWN](#) is set to launch its latest collection, a collaboration with the Miami Dolphins. UNKNWN's collaborative collection was inspired by the created tagline "There Is No Off Season" which recognizes the Miami Dolphins and the work ethic of their players and organization all year round with a matching apparel collection designed for all year in Miami. This marks UNKNWN's first partnership with a national professional football team.

The limited edition collection is inspired by athlete "off the field" style and consists of co-branded graphic t-shirts, jackets, pants and shorts styled in the Dolphins' iconic aqua, orange and pure white team colors. Sweatsuits feature UNKNWN pull tabs and metal zippers, embroidered logos, metal tipped drawstrings, paneled construction, and pleated pant details. T-shirts are 100% cotton, button down shirts are 100% viscose, sweatsuit components and shorts are 100% polyester. Shorts also feature mesh lining.

Mirroring the concept of a helmet-to-toe professional uniform, the coordinating collection can be styled together as full looks or worn with other lifestyle pieces from the line.

Believing that uniforms play an essential role in the strength of each player and their unity as a team, UNKNWN created its Miami Dolphins collection to allow fans to experience the same mentality and approach to wearing this collaboration.

The UNKNWN design team sought to offer a refined, higher-level approach to fan apparel through original cut and sewn silhouettes and retro style graphic t-shirts. The quality of the design and detailed construction pays tribute to the high level of dedication athletes bring to the field.

"It was an incredible honor to reimagine fan gear for this storied franchise. We went deep exploring the heritage of the Miami Dolphins to envision a new and elevated way for Dolphins fans and the South Florida community to support the team not only on game days but any time, anywhere." - Jaron Kanfer, UNKNWN Co-Founder

UNKNWN's Miami Dolphins Collection will be available starting December 3rd, 2021 at [UNKNWN.com](#) and in stores at UNKNWN in Wynwood and The Miami Dolphins team store at Hard Rock Stadium.

Prices: \$50 - \$145

Sizes: S - XXL

About UNKNWN

UNKNWN is an apparel brand, concept retail store, and community venue in Miami, FL. The UNKNWN apparel label offers American and performance designs with specialized fabrics and custom product construction within all of its collections. The retail and brand concept store connects brands to consumers through communal experiences, workout classes, curated products, and exclusive collaborations.



HARD ROCK STADIUM

A Global Entertainment Destination




HISTORY & TRADITION

Hard Rock Stadium is a global entertainment destination that serves as home to the Miami Dolphins, the Formula 1 Miami Grand Prix, the Miami Open presented by Itau, University of Miami college football, the Capital One Orange Bowl game, Rolling Loud, Jazz in the Gardens, major concerts, boxing, international soccer and is a host of world-class events. The multi-purpose, open-air complex completed a multi-year renovation fine-tuned to enhance the fan experience and transforming the venue to an epicenter of culture, innovation and spectacle. The stadium has hosted six Super Bowls (XXIII, XXIX, XXXIII, XLI, XLIV and LIV), the 2010 NFL Pro Bowl, four BCS National Championship Games (2001, 2005, 2009 and 2013) and one College Football Playoff National Championship game (2021). On April 4, 2021, Formula 1 and Hard Rock Stadium announced the addition of the Miami Grand Prix to the 2022 FIA Formula One World Championship under a ten-year deal at Hard Rock Stadium.

DESIGN

Hard Rock Stadium is a global entertainment destination that recently completed a \$755 million, multi-year renovation privately funded by Managing General Partner & Chairman of the Board Stephen Ross to transform the iconic venue into the best Miami has to offer in world-class fare, art, culture and an elevated guest experience. Every aspect of the facility was touched during the renovation. New seating experiences were introduced within the bowl as well as five new premium clubs. The renovation brought four high-definition video boards and the installation of a state-of-the-art canopy that keeps as many as 91 percent of guests in the shade. Remodeled, modernized suites throughout the stadium offer a more intimate club space with improved amenities and food, as well as the addition of theatre boxes and four new corner clubs. The venue boasts remodeled suites with improved amenities and food as well as new landscaping bringing nearly 58,000 new trees and shrubs to the exterior of the stadium.





ART

Hard Rock Stadium partnered with Goldman Global Arts (GGA) for one of the world's largest indoor street art galleries. Stephen Ross, inspired by the murals that adorn Wynwood Arts District, tapped GGA for the curation of 19 murals by 18 artists from 10 different countries to transform the facility into a vibrant, monumental public art experience. The landmark #ArtUnexpected project looks to create an artistic legacy and cement Hard Rock Stadium as an iconic, world-class venue that reflects Miami's cultural significance in music, sports, entertainment and the arts.

SUSTAINABILITY

Hard Rock Stadium phased out 99.4% of single-use plastics, including for Super Bowl LIV. On December 22, 2019 the venue was the NFL's first to feature 20oz sustainable draft cups by Ball Corporation, eliminating more than 500,000 plastic cups annually. This will eliminate more than 2.8 million pieces of plastic annually including more than 600,000 plastic bottles. The effort is in collaboration with partners Centerplate and PepsiCo.

The venue sustains a high diverted waste percentage annually through innovative sustainability efforts. This includes bio digesters and composting through liquid food digesters. Furthermore, kitchen oil is recovered into bio fuel, creating renewable energy. The facility sources products from local farms and donates its excess food to local missions. Additionally, the stadium has a no plastic straw policy, waterless urinals and touchless sensor faucets, sorting and recycling as well as energy-efficient LED lighting, and a reduction on paper from mobile tickets and payments. Hard Rock Stadium is a proud member of the Green Sports Alliance.



TECHNOLOGY

Hard Rock Stadium maintains a commitment to providing its guests with the most innovative technology. With the recent 5G Ultra Wideband installation in partnership with Verizon, Hard Rock Stadium sits at the forefront of technological advancements and strives to make each experience for its guests as seamless and user-friendly as possible.

WORLD-CLASS FARE

Hard Rock Stadium embarked on a journey of listening to guests and asking what they prefer for their palate on game day. Years later, this commitment to bring fresh, diverse flavor to guests remains strong. An emphasis is placed on innovative, local cuisine, and together with hospitality provider Centerplate, the venue curates an unparalleled food and beverage experience throughout the facility to all guests.





MIAMI DOLPHINS IN THE COMMUNITY

The Miami Dolphins are committed to leveraging the power of sports and entertainment to inspire a healthier, more educated and united South Florida community. Together our players, cheerleaders, alumni, staff and partners are dedicated to being difference-makers in our community.



DOLPHINS CHALLENGE CANCER

Founded in 2010 as the signature initiative of the Miami Dolphins Foundation's health impact area, the Dolphins Challenge Cancer has contributed \$45.5 million for cancer research at Sylvester Comprehensive Cancer Center. In continuation of the \$75 million gift commitment made in 2020, the DCC XII is scheduled for spring of 2022 and will feature a cycling, run and walk event led by it's iconic 100-mile ride. The DCC stands as the largest fundraising event in the NFL and represents the largest known philanthropic pledge in all of professional sports.



FOOTBALL UNITES™ presented by Baptist Health

The Miami Dolphins Football UNITES™ presented by Baptist Health strives to connect the intersections of the community to create a more inclusive South Florida.

With a network of community partners and allies, Football UNITES™ presented by Baptist Health works as a collective to focus on improving relationships, fostering understanding and experiencing culture in ways that will ignite positive change. Partner organizations value inclusivity and believe in the power of diversity while representing the following categories:

- Education and Mentorship
- Health and Wellness
- Culture and Religion
- Human Services
- Law Enforcement and Public Safety
- Military and Veterans Services
- Social Justice and Empowerment



MIAMI DOLPHINS IN THE COMMUNITY



FOOD RELIEF PROGRAM

With South Florida facing record unemployment and food insecurity in the wake of COVID-19, Miami Dolphins Owner Stephen Ross and Vice Chairman and CEO Tom Garfinkel launched the Miami Dolphins Foundation Food Relief Program in June 2020. The long-term multimillion-dollar commitment has worked to sustain nutrition in the most food-insecure zip codes throughout South Florida by providing meals from local minority restaurants impacted by COVID-19 and Centerplate, the team's food, beverage, and retail partner. As part of this program, more than \$1 million has gone towards directly supporting minority-owned restaurants allowing them to generate revenue, jobs and maintain staff during the pandemic while simultaneously impacting the community in which they live. The Food Relief Program will continue to support the Miami Gardens community facing food insecurity through the 2021-22 season.



JUNIOR DOLPHINS

The Junior Dolphins program encourages youth players and coaches to teach, learn and play football in a fun and safe environment. As stewards of the game, Junior Dolphins strives to grow participation in the game, impact the football community and build the next generation of Dolphins fans. Through strong community partnership and strategic resource distribution, all aspects of the Junior Dolphins program work to emphasize character building to increase the overall experience in youth football.



SALUTE TO SERVICE

The Miami Dolphins are committed to better serving our nation's veterans, active duty service members and their families. Through year-round programming which is tied to the Dolphins' community mission and aligns with the NFL's Salute to Service platform and its partners, these efforts assist veterans transition to civilian life by facilitating events focused on uniting and appreciating.



NAT MOORE SCHOLARSHIP & GRANT ENDOWMENT PROGRAM

The Nat Moore Scholarship & Grant Endowment Program's mission is to provide the youth of Miami-Dade, Broward, Palm Beach and Monroe counties with the financial resources needed to pursue avenues of education and training for employment readiness. Both the scholarship and the grant are expressly designed to bolster efforts to bridge a gap between receiving financial assistance and obtaining a degree or vocational diploma.



MIAMI DOLPHINS IN THE COMMUNITY



MIAMI DOLPHINS SOCIAL IMPACT COMMITTEE HOSTS STUDENTS OF FMU'S CERTIFICATE PROGRAM IN CONSTRUCTION TRADES AT HARD ROCK STADIUM

The Miami Dolphins Social Impact Committee (SIC) met with the students of Florida Memorial University's (FMU) Certificate Program in Construction Trades at Hard Rock Stadium on Tuesday, November 16.

Dolphins players **Larnel Coleman**, **Liam Eichenberg**, **Milo Eifler**, **Mack Hollins**, **Byron Jones**, **Patrick Laird**, **Hunter Long**, **Duke Riley**, **Elandon Roberts**, **Brennan Scarlett** and **Kion Smith**, joined the students as they participated in a workshop to learn more about careers in construction trades. The students heard from Vice President of Hard Rock Stadium Construction Todd Staley and received a tour of the ongoing construction at the venue.



This initiative is in continuation of the SIC's partnership with the Lennar Foundation to fund FMU's Certificate Program in Construction Trades. In its second year, this program is the first of its kind at a Historically Black College in Florida and works to play a key role in economic empowerment by providing equitable access for minorities in South Florida through employment in the construction business. Tuition, along with meals and transportation, is provided free of charge for all students participating in this 12-month certification program. Participants can register for the program at www.fmuniv.edu/trade.

The Miami Dolphins SIC was formed by players to positively impact civic engagement, education and economic empowerment. In total, the committee has raised more than \$1.1M to support these programs in partnership with the Miami Dolphins Foundation and NFL Foundation.



MIAMI DOLPHINS IN THE COMMUNITY



MIAMI DOLPHINS PARTNER WITH TRUIST TO HOST COMMUNITY EVENTS AS PART OF TEAM UP FOR CARE WEEK

The Miami Dolphins partnered with Truist for Team up for Care week, a series of community events leading up to the Miami Dolphins' Dec. 5 home game presented by Truist.

Team up for Care Week brought the Miami Dolphins and Truist teammates together to support community organizations, local businesses and student athletes by demonstrating their commitment to community through care. Team up for Care week events took place throughout South Florida from Monday, Nov. 29 – Friday, Dec. 3.

Team Up for Care Events Included:

- Monday, Nov. 29: Miami Dolphins WR Jaylen Waddle teamed up with Truist and Operation Hope to provide a local South Florida family with a holiday shopping spree in Sunrise, FL.
- Tuesday, Nov. 30: The Miami Dolphins in partnership with Truist visited 60 students and Special Olympics Florida athletes of the Robert Renick Educational Center. In recognition of International Day of Persons with Disabilities (Dec. 3), Miami Dolphins players spent the day with students as they engaged in activities. The team also invited the 25 participating Special Olympics Florida athletes to attend the Dolphins vs. Giants home game sponsored by Truist.
- Wednesday, Dec. 1: Miami Dolphins staff in collaboration with Truist volunteered to configure Wi-Fi extenders for students of Palm Beach County at Hard Rock Stadium. This initiative is in continuation of the Miami Dolphins Social Impact Committee's (SIC) effort to support the School District of Palm Beach County's Connecting Kids in the Community through Digital Inclusion program. As part of a \$300,000 commitment to bridge education equity, the donation is working to help configure 21,000 Wi-Fi Extenders for underserved students and staff a Digital Literacy Coach / Specialist.
- Thursday, Dec. 2: The Miami Dolphins hosted a Junior Dolphins Donation presented by Truist visiting the Miramar High School varsity football team to deliver new and lightly used football equipment funded by Truist.
- Friday, Dec. 3: The Miami Dolphins in partnership with Truist visited local students from the NFL YET Center at Gwen Cherry Park to distribute slushes from local minority owned business Miami Slush, as well giveaways provided by Truist.



MIAMI DOLPHINS IN THE COMMUNITY



MIAMI DOLPHINS CELEBRATE MY CAUSE MY CLEATS

As the designated My Cause My Cleats game of the season, Miami Dolphins players, coaches and cheerleaders selected causes that were important to them for the opportunity to represent their chosen organization on custom designed cleats and sneakers as the Dolphins take on the New York Giants presented by Truist at Hard Rock Stadium on Sunday, Dec. 5.

The Dolphins will spotlight the customized cleats and sneakers on social media and integrated game-day programming throughout the game to celebrate the campaign and recognize the selected causes. The Dolphins worked with local Miami artist Soles by Sir in designing and customizing the cause inspired footwear. Soles by Sir will also be recognized at Dolphins vs. Giants as the minority business of the game.

The organization kicked off the NFL's My Cause My Cleats campaign with Unboxing Week, a league-wide unveiling of the players' custom cleats for the fourth consecutive season, on Friday, Nov. 26. Leading up to the Week 13 game, the Dolphins shared content on the stories behind the cleats on social media incorporating hashtag #mycausemycleats.



ROSTER, DEPTH CHART & TRANSACTIONS



DEPTH CHART

*as of Nov. 29, 2021

OFFENSE

POS	NO NAME	NO NAME	NO NAME	NO NAME
TE	80 Adam Shaheen	82 Cethan Carter		
LT	<u>74 Liam Eichenberg</u>			
LG	73 Austin Jackson	66 Solomon Kindley		
C	61 Austin Reiter	64 Cameron Tom		
RG	68 Robert Hunt	<u>65 Robert Jones</u>		
RT	77 Jesse Davis			
TE	88 Mike Gesicki	81 Durham Smythe	<u>84 Hunter Long</u>	
RB	37 Myles Gaskin	26 Salvon Ahmed	32 Patrick Laird	31 Phillip Lindsay
QB	1 Tua Tagovailoa	14 Jacoby Brissett		
WR	<u>17 Jaylen Waddle</u>	18 Preston Williams	87 Isaiah Ford	
WR	2 Albert Wilson	86 Mack Hollins		

DEFENSE

POS	NO NAME	NO NAME	NO NAME	NO NAME
DE	91 Emmanuel Ogbah	70 Adam Butler		
NT	98 Raekwon Davis	90 John Jenkins		
DE	94 Christian Wilkins	92 Zach Sieler		
LB	55 Jerome Baker	45 Duke Riley	47 Vince Biegel	
LB	52 Elandon Roberts	49 Sam Eguavoen		
LB	43 Andrew Van Ginkel	<u>15 Jaelan Phillips</u>	<u>41 Darius Hodge</u>	
CB	40 Nik Needham	27 Justin Coleman		
CB	24 Byron Jones	9 Noah Igbinoghene		
CB	25 Xavien Howard	<u>6 Trill Williams</u>		
S	<u>8 Jevon Holland</u>	36 Will Parks		
S	29 Brandon Jones	21 Eric Rowe	42 Clayton Fejedelem	

SPECIALISTS

POS	NO NAME	NO NAME	NO NAME	NO NAME
K	7 Jason Sanders			
P	5 Michael Palardy			
H	5 Michael Palardy			
LS	44 Blake Ferguson			
KR	<u>17 Jaylen Waddle</u>	9 Noah Igbinoghene		
PR	<u>17 Jaylen Waddle</u>	8 Jevon Holland		

Underlined players are rookies



2021 MIAMI DOLPHINS TRANSACTIONS

*as of Nov. 29, 2021

DATE	POS.	PLAYER/COACH	TRANSACTION	DATE	POS.	PLAYER/COACH	TRANSACTION
Jan. 5	DE	Nick Coe	Signed to futures contract	May 6	S	Bobby McCain	Released
Jan. 5	S	Brian Cole	Signed to futures contract	May 6	TE	Jibri Blount	Signed as FA
Jan. 5	CB	Javaris Davis	Signed to futures contract	May 7	DB	Jason McCourty	Signed as FA
Jan. 5	CB	Tino Ellis	Signed to futures contract	May 13	CB	Jaylin Askew	Signed as undrafted college FA
Jan. 5	C	Tyler Gauthier	Signed to futures contract	May 13	DT	Jerome Johnson	Signed as undrafted college FA
Jan. 5	T	Jonathan Hubbard	Signed to futures contract	May 13	G	Robert Jones	Signed as undrafted college FA
Jan. 5	LB	Kylan Johnson	Signed to futures contract	May 13	FB	Carl Tucker	Signed as undrafted college FA
Jan. 5	TE	Chris Myarick	Signed to futures contract	May 13	T	Lamel Coleman	Signed (D7a, '21)
Jan. 5	G	Duval Queiroz Neto	Signed to futures contract	May 13	RB	Gerrid Doaks	Signed (D7b, '21)
Jan. 5	DE	Tyshun Render	Signed to futures contract	May 14	WR	Jaylen Waddle	Signed (D1a, '21)
Jan. 5	QB	Reid Sinnett	Signed to futures contract	May 18	CB	Trill Williams	Acquired off waivers (NO)
Jan. 5	LS	Rex Sunahara	Signed to futures contract	May 20	T	Timon Parris	Signed as FA
Jan. 6		Chan Gailey	Resigned as Offensive Coordinator	June 9	LB	Jaelan Phillips	Signed (D1b, '21)
Jan. 6	WR	Kirk Merritt	Signed to futures contract	June 13	LB	Jerome Baker	Signed Contract Extension
Jan. 6		Marion Hobby	Mutually parted ways as Defensive Line Coach	June 14	T	Timon Parris	Waived
Jan. 11	QB	Ryan Fitzpatrick	Activated off Reserve/COVID-19 List	June 14	OL	Jermaine Elumunor	Signed as FA
Jan. 12	RB	Jordan Scarlett	Signed to futures contract	July 16	WR	Isaiah Fore	Signed as FA
Jan. 19		Lemuel Jeanpierre	Promoted to Offensive Line Coach	July 16	S	Brian Cole	Waived
Jan. 19		Steve Marshall	Parted ways as Offensive Line Coach	July 16	C	Tyler Gauthier	Waived
Jan. 23		Charlie Frye	Named Quarterbacks Coach	July 19	T	Timon Parris	Signed as FA
Jan. 23		Robby Brown	Parted ways as Quarterbacks Coach	July 23	DE	Nick Coe	Waived
Jan. 25		Jordan Salkin	Named Quality Control Coach	July 23	LS	Rex Sunahara	Waived
Jan. 26	CB	Terrell Bonds	Signed to futures contract	July 23	LB	Shaquem Griffin	Signed as FA
Feb. 3	C	Cameron Tom	Signed to futures contract	July 23	CB	Cre'Von LeBlanc	Signed as FA
Feb. 16	K	Jason Sanders	Signed Contract Extension	July 23	S	Jevon Holland	Signed (D2a, '21)
March 8	LB	Calvin Munson	Placed Exclusive Rights Tender	July 26	TE	Hunter Long	Signed (D3, '21)
March 8	CB	Nik Needham	Placed Exclusive Rights Tender	July 26	TE	Jibri Blount	Waived/Injury Settlement
March 8	CB	Jamal Perry	Placed Exclusive Rights Tender	July 26	TE	Carson Meier	Signed as FA
March 10	LB	Kyle Van Noy	Released	July 27	T	Liam Eichenberg	Signed (D2b, '21)
March 11		Danny Crossman	Promoted to Assistant Head Coach/Special Teams Coordinator	July 28	OL	D.J. Fluker	Placed on Active/Physically Unable to Perform List
March 11		George Godsey	Promoted to Co-Offensive Coordinator/Tight Ends	July 28	WR	DeVante Parker	Placed on Active/Physically Unable to Perform List
March 11		Eric Stutesville	Promoted to Co-Offensive Coordinator/Running Backs	July 28	WR	Preston Williams	Placed on Active/Physically Unable to Perform List
March 11		Charles Burks	Promoted to Cornerbacks Coach	July 28	T	Lamel Coleman	Placed on Reserve/COVID-19 List
March 11		Austin Clark	Promoted to Defensive Line Coach	July 28	G	Tyler Marz	Signed as FA
March 11		Shawn Flaherty	Promoted to Assistant Offensive Line Coach	July 29	OL	D.J. Fluker	Placed on Injured Reserve
March 11		Mike Judge	Promoted to Assistant Tight Ends Coach	July 29	G	Ross Reynolds	Signed as FA
March 11		Rob Leonard	Promoted to Outside Linebackers Coach	July 30	T	Lamel Coleman	Activated off Reserve/COVID-19 List
March 15	P	Michael Palardy	Signed as FA	July 30	G	Ross Reynolds	Waived
March 16	LB	Vince Biegel	Re-signed	Aug. 1	TE	Cethan Carter	Placed on Reserve/COVID-19 List
March 17	LB	Benardrick McKinney	Acquired by Miami in trade (Hou.)	Aug. 1	TE	Mike Gesicki	Placed on Reserve/COVID-19 List
March 17	DE	Shaq Lawson	Traded (Hou.)	Aug. 1	TE	Adam Shaheen	Placed on Reserve/COVID-19 List
March 17	T	Isaiah Wilson	Acquired by Miami in trade (Ten.)	Aug. 2	OL	D.J. Fluker	Released/Injury Settlement
March 17	T	Adam Pankey	Re-signed	Aug. 2	WR	DeVante Parker	Activated off Active/Physically Unable to Perform List
March 18	CB	Justin Coleman	Signed as FA	Aug. 2	WR	Preston Williams	Placed on Reserve/COVID-19 List
March 18	WR	Robert Foster	Signed as FA	Aug. 2	TE	Sal Cannella	Signed as FA
March 18	QB	Jacoby Brissett	Signed as UFA (Ind.)	Aug. 2	TE	Kalif Jackson	Signed as FA
March 18	RB	Malcolm Brown	Signed as UFA (LAR)	Aug. 3	TE	Gabe Holmes	Signed as FA
March 18	DL	Adam Butler	Signed as UFA (NE)	Aug. 5	TE	Sal Cannella	Waived
March 18	TE	Cethan Carter	Signed as UFA (Cin.)	Aug. 5	TE	Kalif Jackson	Waived
March 19	C	Matt Skura	Signed as UFA (Bal.)	Aug. 5	TE	Gabe Holmes	Released
March 20	WR	William Fuller V	Signed as UFA (Hou.)	Aug. 5	TE	Cethan Carter	Activated off Reserve/COVID-19 List
March 20	T	Isaiah Wilson	Waived	Aug. 5	TE	Adam Shaheen	Activated off Reserve/COVID-19 List
March 22	LB	Brennan Scarlett	Signed as UFA (Hou.)	Aug. 5	WR	Preston Williams	Activated off Reserve/COVID-19 List
March 22	LB	Duke Riley	Signed as UFA (Phi.)	Aug. 6	LS	Rex Sunahara	Signed as FA
March 23	WR	Mack Hollins	Re-signed	Aug. 9	LS	Rex Sunahara	Waived
March 23	WR	Kai Locksley	Signed as FA	Aug. 10	TE	Mike Gesicki	Activated off Reserve/COVID-19 List
March 24	LB	Elandon Roberts	Re-signed	Aug. 16	TE	Carson Meier	Waived
April 2	DT	John Jenkins	Signed as UFA (Chi.)	Aug. 16	WR	Khalil McClain	Signed as FA
April 14	LB	Calvin Munson	Signed Exclusive Rights Free Agent Tender	Aug. 17	T	Greg Little	Acquired by Miami in trade (Car.)
April 14	CB	Jamal Perry	Signed Exclusive Rights Free Agent Tender	Aug. 17	WR	Allan Hurns	Placed on Injured Reserve
April 19	CB	Nik Needham	Signed Exclusive Rights Free Agent Tender	Aug. 17	CB	Jaylin Askew	Waived/Injured
April 20	OL	D.J. Fluker	Signed as UFA (Bal.)	Aug. 17	T	Jonathan Hubbard	Waived
April 28	G	Ereck Flowers	Traded (Was.)	Aug. 17	DT	Jerome Johnson	Waived
April 29	WR	Jaylen Waddle	Selected in NFL Draft - D1a, '21	Aug. 17	G	Tyler Marz	Waived
April 29	LB	Jaelan Phillips	Selected in NFL Draft - D1b, '21	Aug. 17	T	Timon Parris	Waived
April 30	S	Jevon Holland	Selected in NFL Draft - D2a, '21	Aug. 18	LB	Sam Eguavoen	Placed on Reserve/COVID-19 List
April 30	T	Liam Eichenberg	Selected in NFL Draft - D2b, '21	Aug. 19	LB	Elandon Roberts	Activated off Active/Physically Unable to Perform List
May 1	T	Larnel Coleman	Selected in NFL Draft - D3, '21	Aug. 19	WR	Preston Williams	Activated off Active/Physically Unable to Perform List
May 1	RB	Gerrid Doaks	Selected in NFL Draft - D7a, '21	Aug. 19	LB	Josh Harvey Clemons	Signed as FA
				Aug. 20	LB	Sam Eguavoen	Activated off Reserve/COVID-19 List
				Aug. 20	CB	Terrell Bonds	Waived
				Aug. 21	LB	Kylan Johnson	Placed on Reserve/COVID-19 List
				Aug. 24	OL	Jermaine Elumunor	Released



2021 MIAMI DOLPHINS TRANSACTIONS

*as of Nov. 29, 2021

DATE	POS.	PLAYER/COACH	TRANSACTION
Aug. 24	WR	Isaiah Ford	Released
Aug. 24	WR	Robert Foster	Waived/Injured
Aug. 24	WR	Lynn Bowden Jr.	Placed on Injured Reserve
Aug. 28	LB	Vince Biegel	Placed on Injured Reserve
Aug. 28	OL	Greg Mancz	Acquired by Miami in trade (Bal.)
Aug. 30	WR	Robert Foster	Waived/Injury Settlement
Aug. 31	LB	Kylan Johnson	Activated off Reserve/COVID-19 List
Aug. 31	LB	Josh Harvey Clemmons	Released
Aug. 31	CB	Cre'Von LeBlanc	Released
Aug. 31	LB	Benardrick McKinney	Released
Aug. 31	T	Adam Pankey	Released
Aug. 31	C	Matt Skura	Released
Aug. 31	C	Cameron Tom	Released
Aug. 31	CB	Javaris Davis	Waived
Aug. 31	RB	Gerrid Doaks	Waived
Aug. 31	CB	Tino Ellis	Waived
Aug. 31	LB	Shaquem Griffin	Waived
Aug. 31	S	Nate Holley	Waived
Aug. 31	LB	Kylan Johnson	Waived
Aug. 31	DT	Benito Jones	Waived
Aug. 31	RB	Patrick Laird	Waived
Aug. 31	DE	Jonathan Ledbetter	Waived
Aug. 31	WR	Kai Locksley	Waived
Aug. 31	WR	Khalil McClain	Waived
Aug. 31	WR	Kirk Merritt	Waived
Aug. 31	LB	Calvin Munson	Waived
Aug. 31	TE	Chris Myarick	Waived
Aug. 31	WR	Malcolm Perry	Waived
Aug. 31	G	Durval Queiroz Neto	Waived
Aug. 31	DE	Tyshun Render	Waived
Aug. 31	RB	Jordan Scarlett	Waived
Aug. 31	QB	Reid Sinnett	Waived
Aug. 31	DE	Jason Strowbridge	Waived
Aug. 31	FB	Carl Tucker	Waived
Sept. 1	DB	Elijah Campbell	Acquired off waivers (NYJ)
Sept. 1	CB	Jamal Perry	Waived
Sept. 1	CB	Javaris Davis	Signed to practice squad
Sept. 1	RB	Gerrid Doaks	Signed to practice squad
Sept. 1	RB	Patrick Laird	Signed to practice squad
Sept. 1	WR	Kirk Merritt	Signed to practice squad
Sept. 1	LB	Calvin Munson	Signed to practice squad
Sept. 1	T	Adam Pankey	Signed to practice squad
Sept. 1	DE	Jabaal Sheard	Signed to practice squad
Sept. 1	QB	Reid Sinnett	Signed to practice squad
Sept. 1	C	Cameron Tom	Signed to practice squad
Sept. 1	G	Durval Queiroz Neto	Signed to practice squad as international practice player
Sept. 2	CB	Tino Ellis	Signed to practice squad
Sept. 2	LB	Shaquem Griffin	Signed to practice squad
Sept. 2	RB	Jordan Scarlett	Signed to practice squad
Sept. 2	DE	Jason Strowbridge	Signed to practice squad
Sept. 2	T	Kion Smith	Signed to practice squad
Sept. 2	WR	Brandon Powell	Signed to practice squad
Sept. 3	LB	Milo Eifler	Signed to practice squad
Sept. 3	CB	Jamal Perry	Signed to practice squad
Sept. 3	RB	Jordan Scarlett	Released from practice squad
Sept. 6	G/T	Austin Jackson	Placed on Reserve/COVID-19 List
Sept. 6	TE	Adam Shaheen	Placed on Reserve/COVID-19 List
Sept. 6	CB	Jamal Perry	Elevated to the active roster (COVID-19 replacement)
Sept. 6	CB	Tino Ellis	Released from practice squad
Sept. 6	DE	Jason Strowbridge	Released from practice squad
Sept. 6	WR	Isaiah Ford	Signed to practice squad
Sept. 6	DT	Benito Jones	Signed to practice squad
Sept. 6	FB	Carl Tucker	Signed to practice squad
Sept. 7	LB	Vince Biegel	Released/Injury Settlement
Sept. 7	CB	Jaytin Askw	Waived/Injury Settlement
Sept. 8	T	Adam Pankey	Placed on Practice Squad/Injured List
Sept. 8	T	Bobby Hart	Signed to practice squad
Sept. 11	G/T	Austin Jackson	Activated off Reserve/COVID-19 List
Sept. 13	FB	Carl Tucker	Released from practice squad
Sept. 14	DT	Raekwon Davis	Placed on Injured Reserve
Sept. 15	TE	Adam Shaheen	Activated off Reserve/COVID-19 List
Sept. 18	CB	Jamal Perry	Elevated to the active roster
Sept. 20	T	Bobby Hart	Released from practice squad
Sept. 20	T	Roderick Johnson	Signed to practice squad
Sept. 25	QB	Tua Tagovailoa	Placed on Injured Reserve
Sept. 25	QB	Reid Sinnett	Signed to active roster

DATE	POS.	PLAYER/COACH	TRANSACTION
Sept. 29	T	Adam Pankey	Activated off Practice Squad/Injured List
Oct. 2	C/G	Michael Deiter	Placed on Injured Reserve
Oct. 2	C	Cameron Tom	Elevated to the active roster
Oct. 5	WR	Jakeem Grant	Traded (Chi.)
Oct. 5	C	Austin Reiter	Signed off New Orleans' practice squad
Oct. 6	WR	William Fuller V	Placed on Injured Reserve
Oct. 6	DT	Raekwon Davis	Designated to return from Injured Reserve
Oct. 9	DT	Raekwon Davis	Activated off Injured Reserve
Oct. 9	WR	Isaiah Ford	Elevated to the active roster
Oct. 9	DE	Jabaal Sheard	Elevated to the active roster
Oct. 12	QB	Tua Tagovailoa	Designated to return from Injured Reserve
Oct. 12	WR	Brandon Powell	Released from practice squad
Oct. 12	WR	Travis Fulgham	Signed to practice squad
Oct. 16	QB	Tua Tagovailoa	Activated off Injured Reserve
Oct. 16	WR	Isaiah Ford	Elevated to the active roster
Oct. 16	WR	Kirk Merritt	Elevated to the active roster
Oct. 19	LB	Vince Biegel	Signed to practice squad
Oct. 19	LB	Shaquem Griffin	Released from practice squad
Oct. 23	WR	Isaiah Ford	Signed to active roster
Oct. 23	QB	Reid Sinnett	Waived
Oct. 23	C	Cameron Tom	Elevated to the active roster
Oct. 26	S	Sheldrick Redwine	Signed off Carolina's practice squad
Oct. 26	RB	Malcolm Brown	Placed on Injured Reserve
Oct. 26	DB	Jason McCourty	Placed on Injured Reserve
Oct. 26	RB	Duke Johnson	Signed to practice squad
Oct. 27	QB	Jake Dolegala	Signed to practice squad
Oct. 30	RB	Patrick Laird	Signed to active roster
Oct. 30	LB	Vince Biegel	Elevated to the active roster
Oct. 30	CB	Jamal Perry	Elevated to the active roster
Nov. 5	WR	DeVante Parker	Placed on Injured Reserve
Nov. 5	LB	Darius Hodge	Acquired off waivers (Cin.)
Nov. 6	LB	Vince Biegel	Elevated to the active roster
Nov. 6	WR	Kirk Merritt	Elevated to the active roster
Nov. 9	C	Evan Boehm	Signed to practice squad
Nov. 10	OL	Greg Mancz	Placed on Injured Reserve
Nov. 10	C	Cameron Tom	Signed to active roster
Nov. 16	T	Greg Little	Placed on Injured Reserve
Nov. 16	S	Sheldrick Redwine	Waived
Nov. 16	DE	Jabaal Sheard	Released from practice squad
Nov. 16	DT	Andrew Billings	Signed to practice squad
Nov. 17	CB	Jamal Perry	Signed to active roster
Nov. 17	LB	Kobe Jones	Signed to practice squad
Nov. 17	QB	Jake Luton	Signed to practice squad
Nov. 18	QB	Jake Dolegala	Released from practice squad
Nov. 18	S	Sheldrick Redwine	Signed to practice squad
Nov. 20	RB	Duke Johnson	Elevated to the active roster
Nov. 23	S	Will Parks	Signed off San Francisco's practice squad
Nov. 23	CB	Jamal Perry	Placed on Injured Reserve
Nov. 23	LB	Brennan Scarlett	Placed on Injured Reserve
Nov. 24	C/G	Michael Deiter	Designated to return from Injured Reserve
Nov. 24	LB	Vince Biegel	Signed to active roster
Nov. 24	RB	Phillip Lindsay	Acquired off waivers (Hou.)
Nov. 24	LB	Wynton McManis	Signed to practice squad
Nov. 27	DB	Elijah Campbell	Placed on Injured Reserve
Nov. 27	CB	Javaris Davis	Elevated to the active roster
Nov. 27	S	Sheldrick Redwine	Elevated to the active roster
Nov. 29	C	Evan Boehm	Released from practice squad
Nov. 29	LB	Kobe Jones	Released from practice squad
Nov. 29	WR	Cody Core	Signed to practice squad
Nov. 29	DB	Chris Milton	Signed to practice squad



2021 MIAMI DOLPHINS NUMERICAL ROSTER

*as of Nov. 29, 2021

NO.	NAME	POS.	HT.	WT.	BIRTHDATE	EXP.	COLLEGE	HOMETOWN	HOW ACQ.
1	Tua Tagovailoa	QB	6-1	217	3/2/98	2	Alabama '20	Ewa Beach, Hawaii	D1a, '20
2	Albert Wilson	WR	5-9	195	7/12/92	7	Georgia State '14	Fort Pierce, Fla.	FA, '18 (KC)
5	Michael Palarzy	P	5-11	200	7/6/92	5	Tennessee '14	Coral Springs, Fla.	FA, '21
6	Trill Williams	CB	6-1	205	12/29/92	R	Syracuse '21	Yonkers, N.Y.	Wai, '21 (NO)
7	Jason Sanders	K	5-11	197	11/16/95	4	New Mexico '18	Orange, Calif.	D7, '18
8	Jevon Holland	S	6-1	207	3/3/00	R	Oregon '21	Coquitlam, Canada	D2a, '21
9	Noah Iginiohenne	CB	5-11	197	11/27/99	2	Auburn '20	Trussville, Ala.	D1c, '20
14	Jacoby Brissett	QB	6-4	235	12/11/92	6	North Carolina State '16	West Palm Beach, Fla.	UFA, '21 (Ind.)
15	Jaelan Phillips	LB	6-5	266	5/28/99	R	Miami (FL) '21	Redlands, Calif.	U1b, '21
17	Jaylen Waddle	WR	5-10	182	11/25/98	R	Alabama '21	Houston, Texas	D1a, '21
18	Preston Williams	WR	6-5	220	3/27/97	3	Colorado State '19	Lovejoy, Ga.	FA, '19
21	Eric Rowe	S	6-1	205	10/3/92	7	Utah '15	Spring, Texas	FA, '19 (NE)
24	Byron Jones	CB	6-1	194	9/26/92	7	Connecticut '15	New Britain, Conn.	UFA, '20 (Dal.)
25	Xavier Howard	CB	6-1	203	7/14/93	6	Baylor '16	Houston, Texas	D2, '16
26	Salvon Ahmed	RB	5-11	197	12/30/98	2	Washington '20	Kirkland, Wash.	Wai, '20 (SF)
27	Justin Coleman	CB	5-11	190	3/27/93	7	Tennessee '15	Brunswick, Ga.	FA, '21
29	Brandon Jones	S	6-1	191	4/2/98	2	Texas '20	Nacogdoches, Texas	D3, '20
31	Phillip Lindsay	RB	5-8	190	7/24/94	4	Colorado '18	Aurora, Colo.	Wai, '21 (Hou.)
32	Patrick Laird	RB	6-1	197	8/17/95	3	California '19	Arroyo Grande, Calif.	FA, '19
36	Will Parks	S	6-0	200	7/29/94	6	Arizona '16	Philadelphia, Pa.	FA, '19
37	Myles Gaskin	RB	5-10	194	2/15/97	3	Washington '19	Lynnwood, Wash.	D7b, '19
40	Nik Needham	CB	6-1	196	11/14/96	3	UTEP '19	Buena Park, Calif.	FA, '19
41	Dariusz Hodge	LB	6-1	245	7/3/98	R	Marshall '21	Wake Forest, N.C.	Wai, '21 (Cin.)
43	Glayton Fajalelem	LB	6-4	242	7/1/95	3	Illinois '19	Armont, Ill.	D2, '20 (Cin.)
44	Andrew Van Ginkel	LB	6-4	242	7/1/95	3	Wisconsin '19	Rock Valley, Iowa	D5, '19
44	Blake Ferguson	LS	6-3	237	4/21/97	2	LSU '20	Smyrna, Ga.	D6, '20
45	Duke Riley	LB	6-1	230	8/9/94	5	LSU '17	Buras, La.	UFA, '21 (Phi.)
47	Vince Biegel	LB	6-3	246	7/12/93	5	Wisconsin '17	Wisconsin Rapids, Wis.	T, '19 (NO)
49	Sam Eguavoen	LB	6-1	236	2/22/93	3	Texas Tech '15	Garland, Texas	FA, '19
52	Elandon Roberts	LB	6-1	238	4/22/94	6	Houston '16	Port Arthur, Texas	UFA, '20 (NE)
55	Jerome Baker	LB	6-2	225	12/25/96	4	Ohio State '18	Cleveland, Ohio	D3, '18
61	Austin Reiter	C	6-3	300	11/27/91	6	South Florida '15	Bradenton, Fla.	FA, '21
64	Cameron Tom	C	6-4	300	6/21/95	5	Southern Mississippi '17	Baton Rouge, La.	FA, '21
65	Robert Jones	G	6-6	322	1/28/99	3	Middle Tennessee St. '21	Chicago, Ill.	FA, '21
66	Solomon Kindley	G	6-4	335	7/3/97	2	Georgia '20	Jacksonville, Fla.	D4, '20
68	Robert Hunt	G/T	6-6	327	8/25/96	2	Louisiana-Lafayette '20	Burkeville, Texas	D2a, '20
70	Adam Butler	DL	6-5	295	4/12/94	5	Vanderbilt '17	Duncanville, Texas	UFA, '21 (NE)
73	Austin Jackson	G/T	6-5	325	8/1/99	2	USC '20	Phoenix, Ariz.	D1b, '20
74	Liam Eichenberg	T	6-6	310	1/19/98	R	Notre Dame '21	Cleveland, Ohio	U2b, '21
77	Jesse Davis	G/T	6-6	318	9/15/91	5	Idaho '15	Asotin, Wash.	FA, '17
80	Adam Shaheen	TE	6-7	257	10/24/94	5	Ashland '17	Sanbury, Ohio	T, '20 (Chi.)
81	Durham Smythe	TE	6-6	246	8/9/95	4	Notre Dame '18	Belton, Texas	D4a, '18
82	Cethan Carter	TE	6-3	248	9/5/95	3	Nebraska '17	New Orleans, La.	UFA, '21 (Cin.)
84	Hunter Long	TE	6-5	254	8/19/98	R	Boston College '21	Exeter, N.H.	D3, '21
86	Mack Hollins	WR	6-4	221	9/16/93	5	North Carolina '17	Rockville, Md.	Wai, '19 (Phi.)
87	Isaiah Ford	WR	6-2	201	2/9/96	4	Virginia Tech '17	Jacksonville, N.J.	D7, '17
88	Mike Gesicki	TE	6-6	247	10/3/95	4	Penn State '18	Manahawkin, N.J.	D2, '18
90	John Jenkins	TE	6-5	335	7/11/89	9	Georgia '13	Menden, Conn.	UFA, '21 (Chi.)
91	Emmanuel Ogbah	DE	6-4	275	11/6/93	6	Oklahoma State '16	Houston, Texas	UFA, '20 (KC)
92	Zach Sieler	DT	6-6	297	9/7/95	4	Ferris State '18	Pinkney, Mich.	Wai, '19 (Bal.)
94	Christian Wilkins	DT	6-4	310	12/20/95	3	Clemson '19	Springfield, Mass.	D7, '19
98	Raekwon Davis	DT	6-7	330	6/10/97	2	Alabama '20	Mendham, Miss.	D2b, '20

RESERVE/INJURED

3	William Fuller V	WR	6-1	184	4/16/94	6	Notre Dame '16	Philadelphia, Pa.	UFA, '21 (Hou.)
11	DeVante Parker	WR	6-3	219	1/20/93	7	Louisville '15	Louisville, Ky.	D1, '15
22	Elijah Campbell	DB	5-11	190	8/24/95	2	Northern Iowa '18	St. Paul, Minn.	Wai, '21 (NYJ)
30	Jason McCourty	DB	5-11	195	8/13/87	13	Rutgers '09	Nanuet, N.Y.	FA, '21
33	Jamil Perry	CB	5-10	182	10/23/94	3	Iowa State '17	Houston, Texas	FA, '19
34	Malcolm Brown	RB	5-11	225	5/13/93	7	Texas '15	Cibola, Texas	UFA, '21 (LAR)
57	Brennan Scarlett	LB	6-4	263	7/31/93	6	Stanford '16	Portland, Ore.	UFA, '21 (Hou.)
62	Greg Mancz	OL	6-4	302	4/23/92	7	Toledo '15	Cincinnati, Ohio	T, '21 (Bal.)
63	Michael Deiter	C/G	6-6	315	9/3/96	3	Wisconsin '19	Curtice, Ohio	D3, '19
75	Greg Little	T	6-5	313	6/16/97	3	Mississippi '19	Allen, Texas	T, '21 (Car.)
79	Larnel Coleman	T	6-6	313	6/22/98	R	Massachusetts '21	Malden, Mass.	D7a, '21
	Lynn Bowden Jr.	WR	5-11	197	10/14/97	2	Kentucky '20	Youngstown, Ohio	T, '20 (LV)
	Allen Hurns	WR	6-3	195	11/12/91	7	Miami (FL) '14	Miami, Fla.	FA, '19

PRACTICE SQUAD

16	Jake Luton	QB	6-6	224	4/11/96	2	Oregon State '20	Marysville, Wash.	FA, '21
19	Cody Core	WR	6-3	205	4/17/94	5	Mississippi '16	Austin, Ala.	FA, '21
20	Sheldrick Redwine	S	6-0	195	11/6/96	3	Miami (FL) '19	Miami, Fla.	FA, '21
23	Gerrid Doaks	RB	5-11	228	6/9/98	R	Cincinnati '21	Indianapolis, Ind.	D7b, '21
28	Duke Johnson	RB	5-9	210	9/23/93	7	Miami (FL) '15	Miami, Fla.	FA, '21
35	Chris Milton	DB	5-11	190	9/15/92	6	Georgia Tech '16	Folkston, Ga.	FA, '21
36	Javarris Davis	CB	5-9	183	10/27/98	R	Auburn '20	Jacksonville, Fla.	Wai, '20 (KC)
46	Milo Eifter	LB	6-1	228	2/13/98	R	Illinois '21	Berkeley, Calif.	FA, '21
48	Wynton McManis	LB	6-1	225	9/20/94	1	Memphis '16	Olive Branch, Miss.	FA, '21
69	Dural Quiroz Neto	G	6-4	330	8/27/92	1	None	Diamantino, Brazil	FA, '19 (IPP)^
72	Roderick Johnson	T	6-6	306	11/28/95	5	Florida State '17	Florissant, Mo.	FA, '21
76	Kion Smith	TE	6-5	295	10/27/98	R	Fayetteville State '21	Umberton, N.C.	D7, '21
78	Adam Pankey	T	6-5	313	2/2/94	4	West Virginia '17	Hamilton, Ohio	Wai, '19 (GB)
83	Kirk Merritt	WR	6-1	214	1/5/97	2	Arkansas State '20	Destrehan, La.	FA, '20
89	Travis Fulgham	WR	6-2	215	9/13/95	3	Old Dominion '18	Ashburn, Va.	FA, '21
93	Andrew Billings	DT	6-1	328	3/6/95	5	Baylor '16	Waco, Texas	FA, '21
95	Benito Jones	DT	6-1	318	11/27/97	2	Mississippi '20	Waynesboro, Miss.	FA, '20

^ international player exemption



2021 MIAMI DOLPHINS ALPHABETICAL ROSTER

*as of Nov. 29, 2021

NO.	NAME	POS.	HT.	WT.	BIRTHDATE	EXP.	COLLEGE	HOMETOWN	HOW ACQ.
26	Ahmed, Salvon	LB	5-11	197	12/30/98	2	Washington '20	Kirkland, Wash.	Wai., '20 (SF)
55	Baker, Jerome	RB	6-2	225	12/25/96	4	Ohio State '18	Cleveland, Ohio	D3, '18
47	Biegel, Vince	LB	6-3	246	7/2/93	5	Wisconsin '17	Wisconsin Rapids, Wis.	T, '19 (NO)
14	Brissett, Jacoby	QB	6-4	235	12/11/92	6	North Carolina State '16	West Palm Beach, Fla.	UFA, '21 (Ind.)
70	Butler, Adam	DE	6-5	295	4/12/94	5	Vanderbilt '17	Duncanville, Texas	UFA, '21 (NE)
82	Carter, Cethan	TE	6-3	248	9/5/95	5	Nebraska '17	New Orleans, La.	UFA, '21 (Cin.)
27	Coleman, Justin	CB	5-11	190	3/27/93	7	Tennessee '15	Brunswick, Ga.	FA, '21
77	Davis, Jesse	G/T	6-6	318	9/15/91	5	Idaho '15	Asotin, Wash.	FA, '17
98	Davis, Raekwon	DT	6-7	330	6/10/97	2	Alabama '20	Meridian, Miss.	D2b, '20
49	Eguavoen, Sam	LB	6-1	236	2/22/93	3	Texas Tech '15	Garland, Texas	FA, '19
74	Eichenberg, Liam	T	6-6	310	1/19/98	R	Notre Dame '21	Cleveland, Ohio	D2b, '21
42	Fejedelem, Clayton	S	6-1	205	6/2/93	6	Illinois '16	Lemont, Ill.	UFA, '20 (Cin.)
44	Ferguson, Blake	LS	6-3	237	4/21/97	2	LSU '20	Smyrna, Ga.	D6, '20
87	Ford, Isaiah	WR	6-2	201	2/9/96	4	Virginia Tech '17	Jacksonville, Fla.	D7, '17
37	Gaskin, Myles	RB	5-10	194	2/15/97	3	Washington '19	Lynnwood, Wash.	D7b, '19
88	Gesicki, Mike	TE	6-6	247	10/3/95	4	Penn State '18	Manahawkin, N.J.	D2, '18
41	Hodge, Darius	LB	6-1	245	7/3/98	R	Marshall '21	Wake Forest, N.C.	Wai., '21 (Cin.)
8	Holland, Jevon	S	6-1	207	3/3/00	R	Oregon '21	Coquitlam, Canada	D2a, '21
86	Hollins, Mack	WR	6-4	221	9/16/93	5	North Carolina '17	Rockville, Md.	Wai., '19 (Phi.)
25	Howard, Xavien	CB	6-1	203	7/4/93	6	Baylor '16	Houston, Texas	D2, '16
68	Hunt, Robert	G/T	6-6	327	8/25/96	2	Louisiana-Lafayette '20	Burkeville, Texas	D2a, '20
9	Igbinioghe, Noah	CB	5-11	197	11/27/99	2	Truett-Henry '20	Auburn, '20	D1c, '20
73	Jackson, Austin	G/T	6-5	325	8/11/99	2	USC '20	Phoenix, Ariz.	D1b, '20
90	Jenkins, Jason	DT	6-1	236	9/16/93	3	Georgia '13	Meriden, Conn.	D2, '13 (Chi.)
29	Jones, Brandon	S	6-1	191	4/2/98	2	Texas '20	Nacogdoches, Texas	D3, '20
24	Jones, Byron	CB	6-1	194	9/26/92	7	Connecticut '15	New Britain, Conn.	UFA, '20 (Dal.)
65	Jones, Robert	G	6-4	322	1/12/99	R	Middle Tennessee St. '21	Chicago, Ill.	FA, '21
66	Kindley, Solomon	G	6-4	335	7/1/97	2	Georgia '20	Jacksonville, Fla.	D4, '20
32	Laird, Patrick	RB	6-1	197	8/17/95	7	California '19	Arroyo Grande, Calif.	FA, '19
31	Lindsay, Philip	RB	5-8	190	7/24/94	4	Colorado '18	Aurora, Colo.	Wai., '21 (Hou.)
84	Long, Hunter	TE	6-5	254	8/19/98	3	Boston College '21	Exeter, N.H.	D3, '21
40	Needham, Nik	CB	6-1	196	11/4/96	R	UTEP '19	Buena Park, Calif.	FA, '19
91	Ogbah, Emmanuel	DE	6-4	275	11/6/93	6	Oklahoma State '16	Houston, Texas	UFA, '20 (KC)
5	Palardy, Michael	P	5-11	200	7/5/92	5	Tennessee '14	Coral Springs, Fla.	FA, '21
36	Parks, Will	S	6-0	200	7/29/94	6	Arizona '16	Philadelphia, Pa.	FA, '21
15	Phillips, Jaelan	LB	6-5	266	5/28/99	R	Miami (FL) '21	Redlands, Calif.	D1b, '21
61	Reiter, Austin	C	6-3	300	11/27/91	6	South Florida '15	Bradenton, Fla.	UFA, '21 (Phi.)
45	Riley, Duke	LB	6-1	230	8/9/94	5	LSU '17	Buras, La.	FA, '17
52	Roberts, Elandon	LB	6-1	238	4/22/94	6	Houston '16	Port Arthur, Texas	UFA, '20 (NE)
21	Rowe, Eric	S	6-1	205	10/3/92	7	Utah '15	Spring, Texas	D2b, '18
7	Sanders, Jason	K	5-11	197	11/16/95	4	New Mexico '18	Orange, Calif.	T, '20 (Chi.)
80	Shaheen, Adam	TE	6-7	257	10/24/94	5	Ashland '17	Sanbury, Ohio	D3, '17
92	Siech, Zach	DT	6-6	297	9/7/95	4	Ferris State '18	Pinkney, Mich.	Wai., '19 (Bal.)
81	Smythe, Durham	TE	6-6	246	8/9/95	4	Notre Dame '18	Belton, Texas	D4, '18
1	Tagovailoa, Tua	QB	6-1	217	3/2/98	2	Alabama '20	Ewa Beach, Hawaii	D1a, '20
64	Tom, Cameron	C	6-4	300	6/21/95	5	Southern Mississippi '17	Baton Rouge, La.	D5, '19
43	Van Ginkel, Andrew	LB	6-4	242	7/1/95	3	Wisconsin '19	Rock Valley, Iowa	FA, '21
77	Waddle, Jaylen	WR	5-10	182	11/25/98	R	Alabama '21	Houston, Texas	D1a, '21
94	Wilkins, Christian	DT	6-4	319	1/20/93	3	Clemson '19	Springfield, Mass.	D1, '19
18	Williams, Preston	WR	6-5	220	3/27/97	3	Colorado State '19	Lovejoy, Ga.	FA, '19
6	Williams, Trill	CB	6-1	205	12/29/99	R	Syracuse '21	Yonkers, N.Y.	Wai., '21 (NO)
2	Wilson, Albert	WR	5-9	195	7/12/92	7	Georgia State '14	Fort Pierce, Fla.	UFA, '18 (KC)

RESERVE/INJURED

30	Bowden Jr., Lynn	WR	5-11	197	10/14/97	2	Kentucky '20	Youngstown, Ohio	T, '20 (LV)
34	Brown, Malcolm	RB	5-11	225	5/15/93	7	Texas '15	Cibola, Texas	UFA, '21 (LAR)
22	Campbell, Elijah	DB	5-11	190	8/24/95	2	Northern Iowa '18	St. Paul, Minn.	Wai., '21 (NYJ)
79	Coleman, Larnel	T	6-6	313	6/22/98	R	Massachusetts '21	Malden, Mass.	D3a, '21
63	Deiter, Michael	C/G	6-6	315	9/3/96	3	Wisconsin '19	Curtice, Ohio	D3, '19
3	Fuller V, William	WR	6-1	184	4/16/94	6	Notre Dame '16	Philadelphia, Pa.	UFA, '21 (Hou.)
75	Hurns, Allen	WR	6-3	195	11/12/91	7	Miami (FL) '14	Miami, Fla.	FA, '19
7	Little, Greg	T	6-5	310	11/4/97	3	Mississippi '19	Allen, Texas	T, '21 (Car)
62	Mancz, Greg	OL	6-4	302	4/23/92	7	Toledo '15	Cincinnati, Ohio	T, '21 (Bal.)
37	McCourt, Jason	DB	5-11	195	8/13/87	13	Rutgers '09	Nanuet, N.Y.	FA, '21
11	Parker, DeVante	WR	6-3	219	1/20/95	7	Louisville '15	Louisville, Ky.	D1, '15
33	Perry, Jamal	CB	5-10	182	10/23/94	3	Iowa State '17	Houston, Texas	FA, '19
57	Scarlett, Brennan	LB	6-4	263	7/31/93	6	Stanford '16	Portland, Ore.	UFA, '21 (Hou.)

PRACTICE SQUAD

93	Billings, Andrew	DT	6-1	328	3/6/95	5	Baylor '16	Waco, Texas	FA, '21
19	Core, Cody	WR	6-3	205	4/17/94	5	Mississippi '16	Auburn, Ala.	FA, '21
38	Davis, Javaris	CB	5-8	183	12/26/96	1	Auburn '20	Jacksonville, Fla.	Wai., '20 (KC)
23	Doaks, Gerrid	RB	5-11	228	6/9/98	R	Cincinnati '21	Indianapolis, Ind.	D7b, '21
46	Eifler, Milo	LB	6-1	228	2/13/98	R	Illinois '21	Berkeley, Calif.	FA, '21
89	Fulgham, Travis	WR	6-2	215	9/13/95	3	Old Dominion '18	Ashburn, Va.	FA, '21
28	Johnson, Duke	RB	5-9	210	9/23/93	3	Miami (FL) '15	Miami, Fla.	FA, '21
72	Johnson, Roderick	T	6-6	306	11/28/95	5	Florida State '17	Florissant, Mo.	FA, '21
95	Jones, Benito	DT	6-1	318	11/27/97	2	Mississippi '20	Waynesboro, Miss.	FA, '20
16	Luton, Jake	QB	6-6	224	4/11/96	2	Oregon State '20	Mayville, Wash.	FA, '21
48	McManis, Wynton	LB	6-1	225	9/20/94	1	Memphis '16	Oliver Branch, Miss.	FA, '21
83	Merritt, Chris	WR	6-1	214	1/5/97	7	Arkansas State '20	Destrehan, La.	FA, '20
35	Milton, Wynn	DB	5-11	190	9/15/92	6	Georgia Tech '16	Folkston, Ga.	FA, '21
78	Pankey, Adam	T	6-5	313	2/2/94	4	West Virginia '17	Hamilton, Ohio	Wai., '19 (GB)
69	Queiroz Neto, Durval	G	6-4	330	8/27/92	1	None	Diamantino, Brazil	FA, '19 (IPP)^
20	Redwine, Sheldrick	S	6-0	195	11/6/96	3	Miami (FL) '19	Miami, Fla.	FA, '21
76	Smith, Kion	T	6-5	295	10/7/98	R	Fayetteville State '21	Lumberton, NC	FA, '21

^ international player exemption



2021 MIAMI DOLPHINS POSITIONAL ROSTER

*as of Nov. 29, 2021

OFFENSE (24)

QUARTERBACKS (2)

NO	NAME	POS	HT	WT	EXP	COLLEGE
1	Tagovailoa, Tua	QB	6-1	217	2	Alabama '20
14	Brissett, Jacoby	QB	6-4	235	6	NC State '16

RUNNING BACKS (4)

NO	NAME	POS	HT	WT	EXP	COLLEGE
26	Ahmed, Salvon	RB	5-11	197	2	Washington '20
31	Lindsay, Phillip	RB	5-8	190	4	Colorado '18
32	Laird, Patrick	RB	6-1	197	3	California '19
37	Gaskin, Myles	RB	5-10	194	3	Washington '19

WIDE RECEIVERS (5)

NO	NAME	POS	HT	WT	EXP	COLLEGE
2	Wilson, Albert	WR	5-9	195	7	Georgia State '14
17	Waddle, Jaylen	WR	5-10	182	R	Alabama '21
18	Williams, Preston	WR	6-5	220	3	Colorado State '19
86	Hollins, Mack	WR	6-4	221	5	North Carolina '17
87	Ford, Isaiah	WR	6-2	201	4	Virginia Tech '17

TIGHT ENDS (5)

NO	NAME	POS	HT	WT	EXP	COLLEGE
80	Shaheen, Adam	TE	6-7	257	5	Ashland '17
81	Smythe, Durham	TE	6-6	246	4	Notre Dame '18
82	Carter, Cethan	TE	6-3	248	5	Nebraska '17
84	Long, Hunter	TE	6-5	254	R	Boston College '21
88	Gesicki, Mike	TE	6-6	247	4	Penn State '18

OFFENSIVE LINEMEN (8)

NO	NAME	POS	HT	WT	EXP	COLLEGE
61	Reiter, Austin	C	6-3	300	6	South Florida '15
64	Tom, Cameron	C	6-4	300	5	S. Mississippi '17
65	Jones, Robert	G	6-4	322	R	Middle Tenn. St. '21
66	Kindley, Solomon	G	6-4	335	2	Georgia '20
68	Hunt, Robert	G/T	6-6	327	2	Louisiana-Lafayette '20
73	Jackson, Austin	G/T	6-5	325	2	USC '20
74	Eichenberg, Liam	T	6-6	310	R	Notre Dame '21
77	Davis, Jesse	G/T	6-6	318	5	Idaho '15

PRACTICE SQUAD (17)

NO	NAME	POS	HT	WT	EXP	COLLEGE
16	Luton, Jake	QB	6-6	224	2	Oregon State '20
19	Core, Cody	WR	6-3	205	5	Mississippi '16
20	Redwine, Sheldrick	S	6-0	195	3	Miami (FL) '19
23	Doaks, Gerrid	RB	5-11	228	R	Cincinnati '21
28	Johnson, Duke	RB	5-9	210	7	Miami (FL) '15
35	Milton, Chris	DB	5-11	190	6	Georgia Tech '16
38	Davis, Javaris	CB	5-8	183	1	Auburn '20
46	Eifler, Milo	LB	6-1	228	R	Illinois '21
48	McManis, Wynton	LB	6-1	225	1	Memphis '16
69	Queiroz Neto, Duval	G	6-4	330	1	None^
72	Johnson, Roderick	T	6-6	306	5	Florida State '17
76	Smith, Kion	T	6-5	295	R	Fayetteville St. '21
78	Pankey, Adam	T	6-5	313	4	West Virginia '17
83	Merritt, Kirk	WR	6-1	214	2	Arkansas State '20
89	Fulgham, Travis	WR	6-2	215	3	Old Dominion '18
93	Billings, Andrew	DT	6-1	328	5	Baylor '16
95	Jones, Benito	DT	6-1	318	2	Mississippi '20

DEFENSE (25)

DEFENSIVE LINEMEN (6)

NO	NAME	POS	HT	WT	EXP	COLLEGE
70	Butler, Adam	DL	6-5	295	5	Vanderbilt '17
90	Jenkins, John	DT	6-3	335	9	Georgia '13
91	Ogbah, Emmanuel	DE	6-4	275	6	Oklahoma State '15
92	Sieler, Zach	DT	6-6	297	4	Ferris State '18
94	Wilkins, Christian	DT	6-4	310	3	Clemson '19
98	Davis, Raekwon	DT	6-7	330	2	Alabama '20

LINEBACKERS (8)

NO	NAME	POS	HT	WT	EXP	COLLEGE
15	Phillips, Jaelan	LB	6-5	266	R	Miami (FL) '21
41	Hodge, Darius	LB	6-1	245	R	Marshall '21
43	Van Ginkel, Andrew	LB	6-4	242	3	Wisconsin '19
45	Riley, Duke	LB	6-1	230	5	LSU '17
47	Biegel, Vince	LB	6-3	246	5	Wisconsin '17
49	Eguavoen, Sam	LB	6-1	236	3	Texas Tech '15
52	Roberts, Elandon	LB	6-1	238	6	Houston '16
55	Baker, Jerome	LB	6-2	225	4	Ohio State '18

DEFENSIVE BACKS (11)

NO	NAME	POS	HT	WT	EXP	COLLEGE
6	Williams, Trill	CB	6-1	205	R	Syracuse '21
8	Holland, Jevon	S	6-1	207	R	Oregon '21
9	Igbinioghene, Noah	CB	5-11	197	2	Auburn '20
21	Rowe, Eric	S	6-1	205	7	Utah '15
24	Jones, Byron	CB	6-1	194	7	Connecticut '15
25	Howard, Xavier	CB	6-1	203	6	Baylor '16
27	Coleman, Justin	CB	5-11	190	7	Tennessee '15
29	Jones, Brandon	S	6-1	191	2	Texas '20
36	Parks, Will	S	6-0	200	6	Arizona '16
40	Needham, Nik	CB	6-1	196	3	UTEP '19
42	Fejedelem, Clayton	S	6-1	205	6	Illinois '16

SPECIALISTS (3)

NO	NAME	POS	HT	WT	EXP	COLLEGE
5	Palardy, Michael	P	5-11	200	5	Tennessee '14
7	Sanders, Jason	K	5-11	197	4	New Mexico '18
44	Ferguson, Blake	LS	6-3	237	2	LSU '20

RESERVE/INJURED (13)

NO	NAME	POS	HT	WT	EXP	COLLEGE
3	Fuller V, William	WR	6-1	184	6	Notre Dame '16
11	Parker, DeVante	WR	6-3	219	7	Louisville '15
22	Campbell, Elijah	DB	5-11	190	2	Northern Iowa '18
30	McCourt, Jason	DB	5-11	195	13	Rutgers '09
33	Perry, Jamal	CB	5-10	182	3	Iowa State '17
34	Brown, Malcolm	RB	5-11	225	7	Texas '15
57	Scarlett, Brennan	LB	6-4	263	6	Stanford '16
62	Manzy, Greg	OL	6-4	302	7	Toledo '15
63	Deiter, Michael	C/G	6-6	315	3	Wisconsin '19
75	Little, Greg	T	6-5	310	3	Mississippi '19
79	Coleman, Larnel	T	6-6	313	2	Massachusetts '21
	Bowden Jr., Lynn	WR	5-11	197	R	Kentucky '20
	Hurns, Allen	WR	6-3	195	7	Miami (FL) '14

^ international player exemption



2021 MIAMI DOLPHINS – HOW THEY WERE ACQUIRED

*as of Nov. 29, 2021

	DRAFT (22)	TRADES (2)	WAIVERS (6)	FREE AGENTS (22)
2016	CB Xavier Howard (2)			
2017	WR Isaiah Ford (7)			G/T Jesse Davis
2018	TE Mike Gesicki (2) LB Jerome Baker (3) TE Durham Smythe (4a) K Jason Sanders (7b)			WR Albert Wilson (KC)
2019	DT Christian Wilkins (1) LB Andrew Van Ginkel (5) RB Myles Gaskin (7b)	LB Vince Biegel (NO)	WR Mack Hollins (Phi.) DT Zach Sieler (Bal.)	LB Sam Eguavoen RB Patrick Laird CB Nik Needham S Eric Rowe (NE) WR Preston Williams
2020	QB Tua Tagovailoa (1a) G/T Austin Jackson (1b) CB Noah Igbinoghene (1c) G/T Robert Hunt (2a) DT Raekwon Davis (2b) S Brandon Jones (3) G Solomon Kindley (4) LS Blake Ferguson (6)	TE Adam Shaheen (Chi.)	RB Salvon Ahmed (SF)	S Clayton Fejedelem (Cin.) CB Byron Jones (Dal.) DE Emmanuel Ogbah (KC) LB Elandon Roberts (NE)
2021	WR Jaylen Waddle (1a) DE Jaelan Phillips (1b) S Jevon Holland (2a) T Liam Eichenberg (2b) TE Hunter Long (3)		LB Darius Hodge (Cin.) RB Phillip Lindsay (Hou.) CB Trill Williams (NO)	QB Jacoby Brissett (Ind.) DL Adam Butler (NE) TE Cethan Carter (Cin.) CB Justin Coleman DT John Jenkins (Chi.) G Robert Jones P Michael Palardy S Will Parks C Austin Reiter LB Duke Riley (Phi.) C Cameron Tom

^ international player exemption

PRONUNCIATION GUIDE

PLAYER	PHONETICALLY	PLAYER	PHONETICALLY	COACH	PHONETICALLY
RB Salvon Ahmed	suh-VON OCK-med	CB Xavier Howard	EX-ay-vee-n	Anthony Campanile	CAMP-uh-neel-ee
LB Vince Biegel	BEE-gull	CB Noah Igbinoghene	IG-bin-OG-guh-nee	Lemuel Jeanpierre	leh-mew-ELL zhon-pee-AIR
TE Cethan Carter	SEE-thin	DE Emmanuel Ogbah	AWG-buh	Curt Kuntz	KOO-nts
DT Raekwon Davis	RAY-kwon	LB Jaelan Phillips	JAY-len	Dave Puloka	Puh-LOH-kuh
LB Sam Eguavoen	eh-gwahv-ON	C Austin Reiter	RIGHT-er	Eric Stutesville	STOO-des-vill
T Liam Eichenberg	IKE-en-berg	DT Zach Sieler	SEE-ler		
S Clayton Fejedelem	FEDGE-uh-lemm	TE Durham Smythe	sm-eye-th		
TE Mike Gesicki	guh-sick-ee	QB Tua Tagovailoa	TOO-uh TUNG-oh-vai-LOA		
S Jevon Holland	JUH-vawn				



MIAMI DOLPHINS CONTRACT STATUS

*as of Nov. 29, 2021

CONTRACT STATUS									
	NAME	2021	2022	2023	2024	2025	2026	2027	CONTRACT DETAILS
QB	Brissett, Jacoby		UFA						Signed 1-year contract as UFA in 2021
	Tagovailoa, Tua				5YO	UFA			Signed 5-year rookie contract in 2020
	Ahmed, Salvon		ERFA						Signed 2-year contract from PS in 2020
RB	Gaskin, Myles			UFA					Signed 4-year rookie contract in 2019
	Laird, Patrick		RFA						Signed 1-year contract from PS in 2021
	Lindsay, Phillip		UFA						Signed 1-year contract with HOU in 2021
WR	Ford, Isaiah		UFA						Signed 1-year contract from PS in 2021
	Hollins, Mack								Signed 1-year contract as UFA in 2021
	Waddle, Jaylen					5YO	UFA		Signed 5-year rookie contract in 2021
TE	Williams, Preston		RFA						Signed 3-year contract as UDFA in 2019
	Wilson, Albert		UFA						Signed 1-year contract restructure in 2020
	Carter, Cethan				UFA				Signed 3-year contract as UFA in 2021
TE	Gesicki, Mike		UFA						Signed 4-year rookie contract in 2018
	Long, Hunter					UFA			Signed 4-year rookie contract in 2021
	Shaheen, Adam			UFA					Signed 2-year contract extension in 2020
OL	Smythe, Durham		UFA						Signed 4-year rookie contract in 2018
	Davis, Jesse			UFA					Signed 3-year contract extension in 2019
	Eichenberg, Liam					UFA			Signed 4-year rookie contract in 2021
OL	Hunt, Robert				UFA				Signed 4-year rookie contract in 2020
	Jackson, Austin				5YO	UFA			Signed 5-year rookie contract in 2020
	Jones, Robert					RFA			Signed 3-year contract as UDFA in 2021
OL	Kindley, Solomon					UFA			Signed 4-year rookie contract in 2020
	Reiter, Austin		UFA						Signed 1-year contract as FA off NO PS in 2021
	Tom, Cameron		UFA						Signed 1-year contract from PS in 2021
OL	Butler, Adam			UFA					Signed 2-year contract as UFA in 2021
	Davis, Raekwon				UFA				Signed 4-year rookie contract in 2020
	Jenkins, John		UFA						Signed 1-year contract as UFA in 2021
OL	Ogbah, Emmanuel		UFA						Signed 2-year contract as UFA in 2020
	Sieler, Zach				UFA				Signed 3-year contract extension in 2020
	Wilkins, Christian			5YO	UFA				Signed 5-year rookie contract in 2019
LB	Baker, Jerome					UFA			Signed 3-year contract extension in 2021
	Biegel, Vince		UFA						Signed 1-year contract from PS in 2021
	Eguavoen, Sam		RFA						Signed 3-year contract as UDFA in 2019
LB	Hodge, Darius				RFA				Signed 3-year contract as UDFA with CIN in 2021
	Phillips, Jaelan					5YO	UFA		Signed 5-year rookie contract in 2021
	Riley, Duke		UFA						Signed 1-year contract as UFA in 2021
LB	Roberts, Elandon		UFA						Signed 1-year contract as UFA in 2021
	Van Ginkel, Andrew			UFA					Signed 4-year rookie contract in 2019
DB	Coleman, Justin		UFA						Signed 1-year contract as UFA in 2021
	Fejedelem, Clayton			UFA					Signed 3-year contract as UFA in 2020
	Holland, Jevon						UFA		Signed 4-year rookie contract in 2021
DB	Howard, Xavier					5YO	UFA		Signed 5-year contract extension in 2019
	Igbinooghene, Noah						UFA		Signed 5-year rookie contract in 2020
	Jones, Brandon				UFA				Signed 4-year rookie contract in 2020
DB	Jones, Byron						UFA		Signed 5-year contract as UFA in 2020
	Needham, Nik		RFA						Signed 1-year contract as ERFA in 2021
	Parks, Will		UFA						Signed 1-year contract as FA off SF PS in 2021
ST	Rowe, Eric			UFA					Signed 3-year contract extension in 2019
	Williams, Trill				RFA				Signed 3-year contract as UDFA with NO in 2021
	Ferguson, Blake				UFA				Signed 4-year rookie contract in 2020
ST	Palardy, Michael		UFA						Signed 1-year contract as FA in 2021
	Sanders, Jason							UFA	Signed 5-year contract extension in 2021



SUPPLEMENTAL STATS



2021 STATISTICS

REGULAR SEASON RESULTS (5-7)

DATE	OPPONENT	SCORE	W/L	ATTENDANCE
Sept. 12	at New England	17-16	W	65,878
Sept. 19	BUFFALO	0-35	L	65,040
Sept. 26	at Las Vegas	28-31 (OT)	L	59,311
Oct. 3	INDIANAPOLIS	17-27	L	64,571
Oct. 10	at Tampa Bay	17-45	L	65,570
Oct. 17	at Jacksonville (London)	20-23	L	60,784
Oct. 24	ATLANTA	28-30	L	62,739
Oct. 31	at Buffalo	11-26	L	69,355
Nov. 7	HOUSTON	17-9	W	60,232
Nov. 11	BALTIMORE	22-10	W	65,948
Nov. 21	at N.Y. Jets	24-17	W	72,303
Nov. 28	CAROLINA	33-10	W	62,389
Dec. 5	N.Y. GIANTS			
Dec. 18 or 19	N.Y. JETS			
Dec. 27	at New Orleans			
Jan. 2	at Tennessee			
Jan. 9	NEW ENGLAND			

TEAM STATISTICS

	DOLPHINS	OPPONENTS
TOTAL FIRST DOWNS	228	257
Rushing	57	73
Passing	151	161
Penalty	20	23
3rd Down: Made/Att	69/164	74/167
3rd Down Pct.	42.1%	44.3%
4th Down: Made/Att	9/15	8/12
4th Down Pct.	60.0%	66.7%
POSSESSION AVG.	29:32	30:28
TOTAL NET YARDS	3730	4409
Avg. Per Game	310.8	367.4
Total Plays	775	794
Avg. Per Play	4.8	5.6
NET YARDS RUSHING	962	1259
Avg. Per Game	80.2	104.9
Total Rushes	286	294
NET YARDS PASSING	2768	3150
Avg. Per Game	230.7	262.5
Sacked/Yards Lost	29/216	28/228
Gross Yards	2984	3378
Attempts/Completions	460/306	472/292
Completion Pct.	66.5%	61.9%
Had Intercepted	10	10
PUNTS/AVERAGE	55/44.2	49/43.9
NET PUNTING AVG.	39.8	39.5
PENALTIES/YARDS	80/612	82/726
FUMBLES/BALL LOST	22/10	16/9
TOUCHDOWNS	27	30
Rushing	9	10
Passing	15	20
Returns	3	0

SCORE BY QUARTERS	Q1	Q2	Q3	Q4	OT	TOTAL
Dolphins	69	42	34	86	3	234
Opponents	46	73	55	99	6	279



2021 STATISTICS

RUSHING

	NO.	YDS.	AVG.	LG	TD
M. Gaskin	139	482	3.5	20	3
S. Ahmed	46	126	2.7	16	0
M. Brown	33	125	3.8	24t	1
T. Tagovailoa	25	68	2.7	9	3
J. Brissett	18	68	3.8	19	1
P. Lindsay	12	42	3.5	9	0
D. Johnson	4	18	4.5	6	0
A. Wilson	3	16	5.3	14	0
P. Williams	1	7	7.0	7	0
P. Laird	1	4	4.0	4	0
D. Smythe	2	3	1.5	2	0
J. Waddle	2	3	1.5	2	1
DOLPHINS	286	962	3.4	24t	9
OPPONENTS	294	1259	4.3	46t	10

PASSING

	ATT	CMP	YDS	CMP%	YDS/ATT	TD	TD%	INT	INT%	LONG	SACK	LOST	RATING
T. Tagovailoa	234	165	1701	70.5%	7.3	10	4.3%	6	2.6%	65t	10/	83	94.7
J. Brissett	225	141	1283	62.7%	5.7	5	2.2%	4	1.8%	52	18/	132	78.1
A. Wilson	1	0	0	0.0%	0.0	0	0.0%	0	0.0%	0	1/	1	39.6
DOLPHINS	460	306	2984	66.5%	6.5	15	3.3%	10	2.2%	65t	29/	216	86.4
OPPONENTS	472	292	3378	61.9%	7.2	20	4.2%	10	2.1%	64	28/	228	88.7

RECEIVING

	NO.	YDS.	AVG.	LG	TD
J. Waddle	77	759	9.9	57	4
M. Gesicki	52	596	11.5	40	2
M. Gaskin	43	212	4.9	24t	4
D. Parker	25	327	13.1	42	1
D. Smythe	25	253	10.1	25	0
A. Wilson	20	178	8.9	64	0
M. Hollins	12	178	14.8	65t	3
S. Ahmed	12	117	9.8	18	0
A. Shaheen	12	110	9.2	21	0
I. Ford	7	108	15.4	52	1
P. Williams	6	71	11.8	34	0
W. Fuller	4	26	6.5	10	0
P. Laird	3	17	5.7	10	0
M. Brown	3	10	3.3	7	0
C. Carter	2	16	8.0	8	0
J. Grant	2	-7	-3.5	0	0
K. Merritt	1	13	13.0	13	0
H. Long	0	0	0.0	0	0
DOLPHINS	306	2984	9.8	65t	15
OPPONENTS	292	3378	11.6	64	20

INTERCEPTIONS

	NO.	YDS.	AVG.	LG	TD
X. Howard	3	17	5.7	16	0
J. Coleman	2	0	0.0	0	0
J. Holland	2	0	0.0	0	0
E. Roberts	1	85	85.0	85t	1
J. Baker	1	0	0.0	0	0
N. Needham	1	0	0.0	0	0
DOLPHINS	10	102	10.2	85t	1
OPPONENTS	10	113	11.3	56	0

PUNTING

	NO.	YDS.	AVG.	NET	TB	IN 20	LG	BLK
M. Palardy	55	2429	44.2	39.8	5	21	61	0
DOLPHINS	55	2429	44.2	39.8	5	21	61	0
OPPONENTS	49	2150	43.9	39.5	3	18	67	1



2021 STATISTICS

PUNT RETURNS

	RET.	FC	YDS.	AVG.	LG	TD
J. Holland	11	8	82	7.5	16	0
J. Grant	8	0	59	7.4	18	0
J. Waddle	3	3	13	4.3	7	0
DOLPHINS	22	11	154	7.0	18	0
OPPONENTS	17	20	142	8.4	20	0

KICKOFF RETURNS

	NO.	YDS.	AVG.	LG	TD
J. Waddle	7	126	18.0	25	0
J. Grant	2	46	23.0	31	0
M. Gaskin	2	29	14.5	16	0
A. Wilson	1	2	2.0	2	0
DOLPHINS	12	203	16.9	31	0
OPPONENTS	18	361	20.1	31	0

FIELD GOALS

	1-19	20-29	30-39	40-49	50+
J. Sanders	0/ 0	5/ 5	4/ 6	4/ 6	2/ 3
DOLPHINS	0/ 0	5/ 5	4/ 6	4/ 6	2/ 3
OPPONENTS	0/ 0	3/ 3	9/ 9	7/ 9	4/ 7

SCORING

	TOTAL	TDR	TDP	TDRT	PAT	FG	2-PT	PTS
J. Sanders	0	0	0	0	23/24	15/20	0	68
M. Gaskin	7	3	4	0	0/0	0/0	0	42
J. Waddle	5	1	4	0	0/0	0/0	0	30
T. Tagovailoa	3	3	0	0	0/0	0/0	0	18
M. Hollins	3	0	3	0	0/0	0/0	0	18
M. Gesicki	2	0	2	0	0/0	0/0	1	14
I. Ford	1	0	1	0	0/0	0/0	0	6
D. Parker	1	0	1	0	0/0	0/0	0	6
J. Coleman	1	0	0	1	0/0	0/0	0	6
M. Brown	1	1	0	0	0/0	0/0	0	6
E. Roberts	1	0	0	1	0/0	0/0	0	6
X. Howard	1	0	0	1	0/0	0/0	0	6
J. Brissett	1	1	0	0	0/0	0/0	0	6
W. Fuller	0	0	0	0	0/0	0/0	1	2
DOLPHINS	27	9	15	3	23/24	15/20	2	234
OPPONENTS	30	10	20	0	28/29	23/28	0	279

TWO-POINT CONVERSIONS

W. Fuller V, I, M. Gesicki 1

DOLPHINS 2/3, OPPONENTS: 0/1

SACKS

J. Phillips 6.5, E. Ogbah 6.0, Br. Jones 3.0, C. Wilkins 3.0, J. Holland 2.0, A. Van Ginkel 2.0, N. Needham 1.0, J. Baker 1.0, E. Roberts 1.0, A. Butler 1.0, S. Eguavoen 0.5

DOLPHINS 27.0, OPPONENTS: 29.0



2021 STATISTICS

DEFENSE											
PLAYER	SOLO	ASST	TOT	SACKS	YDS	TFL	QBH	INT	PD	FF	FR
J. Baker	41	22	63	1	10	2	8	1	3	1	-
E. Rowe	35	23	58	-	-	-	1	-	4	3	-
E. Roberts	31	25	56	1	7	4	2	1	3	2	-
C. Wilkins	32	20	52	3	18	7	7	-	2	1	1
Br. Jones	31	20	51	3	28	4	7	-	-	1	2
By. Jones	37	9	46	-	-	-	-	-	8	1	-
J. Holland	34	11	45	2	18	2	5	2	7	-	2
N. Needham	35	8	43	1	10	1	1	1	4	-	1
A. Van Ginkel	28	15	43	2	15.5	4	17	-	4	1	-
Z. Sieler	22	18	40	-	-	4	1	-	2	-	2
X. Howard	28	7	35	-	-	-	-	3	13	2	2
J. Phillips	17	16	33	6.5	51.5	5	14	-	1	-	-
E. Ogbah	17	11	28	6	47.5	7	19	-	9	1	-
J. Coleman	18	5	23	-	-	1	-	2	3	-	-
J. McCourty	10	11	21	-	-	-	-	-	2	-	-
R. Davis	9	8	17	-	-	-	-	-	-	-	-
J. Jenkins	10	6	16	-	-	-	-	-	-	-	-
B. Scarlett	5	10	15	-	-	1	1	-	1	-	-
A. Butler	7	7	14	1	5	1	4	-	3	-	-
D. Riley	7	5	12	-	-	-	-	-	-	-	-
S. Eguavoen	5	7	12	0.5	4.5	-	7	-	-	-	-
N. Igbinoghene	4	0	4	-	-	-	-	-	-	-	-
J. Davis	2	0	2	-	-	-	-	-	1	-	-
C. Fejedelem	1	0	1	-	-	-	-	-	-	-	-
S. Redwine	1	0	1	-	-	-	-	-	-	-	-
J. Sheard	0	1	1	-	-	-	-	-	-	-	-

NOTE: Special teams and miscellaneous tackles not included above.

MISCELLANEOUS TACKLES: Waddle 4, Jackson 2, Gesicki 1, Ahmed 1, Ford 1, Hollins 1, Mancz 1, Parker 1.

MISCELLANEOUS FUMBLE RECOVERIES: Brissett 2, Eichenberg 2, Davis 1, Gaskin 1, Hunt 1, Jackson 1, Tagovailoa 1.

SACKS: J. Phillips (6.5) - 0.5 vs. Indianapolis (10/3), 1.0 at Tampa Bay (10/10), 0.5 vs. Houston (11/7), 0.5 vs. Baltimore (11/11), 1.0 at N.Y. Jets (11/21), 3.0 vs. Carolina (11/28)

E. Ogbah (6.0) - 0.5 vs. Buffalo (9/19), 1.0 vs. Indianapolis (10/3), 1.0 at Jacksonville (10/17), 2.5 vs. Houston (11/7), 1.0 vs. Carolina (11/28)

Br. Jones (3.0) - 2.0 at Las Vegas (9/26), 1.0 at N.Y. Jets (11/21)

C. Wilkins (3.0) - 1.0 at Las Vegas (9/26), 1.0 at Jacksonville (10/17), 1.0 vs. Carolina (11/28)

J. Holland (2.0) - 1.0 vs. Atlanta (10/24), 1.0 vs. Baltimore (11/11)

A. Van Ginkel (2.0) - 0.5 vs. Buffalo (9/19), 1.0 vs. Houston (11/7), 0.5 vs. Baltimore (11/11)

J. Baker (1.0) - 1.0 at Tampa Bay (10/10)

A. Butler (1.0) - 1.0 vs. Baltimore (11/11)

N. Needham (1.0) - 1.0 vs. Houston (11/7)

E. Roberts (1.0) - 1.0 vs. Baltimore (11/11)

Team (1.0) - 1.0 at New England (9/12)

S. Eguavoen (0.5) - 0.5 vs. Indianapolis (10/3)

SPECIAL TEAMS							
	SOLO	ASST	TOTAL	FF	FR	BFG	BPNT
M. Hollins	6	2	8	-	-	-	-
C. Carter	3	4	7	-	-	-	-
A. Van Ginkel	3	1	4	-	-	-	-
Br. Jones	3	0	3	-	-	-	-
S. Eguavoen	3	0	3	-	-	-	-
C. Fejedelem	2	1	3	-	-	-	-
J. Perry	2	0	2	-	-	-	-
D. Smythe	1	1	2	-	-	-	-
B. Scarlett	0	2	2	-	-	-	-
D. Riley	0	2	2	-	-	-	1
E. Campbell	2	0	2	-	-	-	-
N. Igbinoghene	2	0	2	-	-	-	-
B. Ferguson	1	0	1	-	1	-	-
J. Holland	1	0	1	-	1	-	-



2021 STATISTICS

STATISTICAL BESTS

DOLPHINS – INDIVIDUAL

RUSHING

Attempts	23	Myles Gaskin at N.Y. Jets, 11/21
Yards	89	Myles Gaskin at N.Y. Jets, 11/21
Touchdowns	2	Myles Gaskin vs. Carolina, 11/28
Yards by Quarterback	37	Jacoby Brissett at Las Vegas, 9/26
Longest Run from Scrimmage	24t	Malcolm Brown at Las Vegas, 9/26
Longest Run from Scrimmage for TD	24t	Malcolm Brown at Las Vegas, 9/26

PASSING

Attempts	49	Jacoby Brissett at Las Vegas, 9/26
Completions	33	Tua Tagovailoa at Jacksonville (London), 10/17
Yards	329	Tua Tagovailoa at Jacksonville (London), 10/17
Touchdowns	4	Tua Tagovailoa vs. Atlanta, 10/24
Completion Percentage (min. 20 att.)	87.1	Tua Tagovailoa vs. Carolina, 11/28
Interceptions	2	Tua Tagovailoa vs. Atlanta, 10/24 Jacoby Brissett vs. Houston, 11/7
Longest Completion	65t	Tua Tagovailoa to Mack Hollins at N.Y. Jets, 11/21
Longest Completion for TD	65	Tua Tagovailoa to Mack Hollins at N.Y. Jets, 11/21
Passer Rating (min. 20 att.)	109.5	Tua Tagovailoa vs. Atlanta, 10/24

RECEIVING

Receptions	12	Jaylen Waddle at Las Vegas, 9/26
Yards	137	Jaylen Waddle vs. Carolina, 11/28
Touchdowns	2	Myles Gaskin at Tampa Bay, 10/10 Jaylen Waddle at Jacksonville (London), 10/17
Longest Reception	65t	Mack Hollins at N.Y. Jets, 11/21
Longest Reception by Running Back	24t	Myles Gaskin at Tampa Bay, 10/10
Yards by Running Back	74	Myles Gaskin at Tampa Bay, 10/10

TOTAL YARDS FROM SCRIMMAGE	137	Jaylen Waddle vs. Carolina, 11/28
-----------------------------------	-----	-----------------------------------

TACKLES

Total	12	Jerome Baker at New England, 9/12
Solo	8	Jerome Baker at New England, 9/12

INTERCEPTIONS

Total	1	Xavien Howard vs. Buffalo, 9/19 Elandon Roberts at Las Vegas, 9/26 Xavien Howard vs. Atlanta, 10/24 Jerome Baker vs. Houston, 11/7 Jevon Holland vs. Houston, 11/7 Justin Coleman vs. Houston, 11/7 Justin Coleman vs. Baltimore, 11/11 Xavien Howard vs. Carolina, 11/28 Nik Needham vs. Carolina, 11/28 Jevon Holland vs. Carolina, 11/28
Longest Return	85t	Elandon Roberts at Las Vegas, 9/26
Longest Return for TD	85t	Elandon Roberts at Las Vegas, 9/26



2021 STATISTICS

FUMBLES

Total Forced	1	Eric Rowe New England, 9/12 Byron Jones at New England, 9/12 Xavien Howard at New England 9/12 Jerome Baker vs. Buffalo, 9/19 Andrew Van Ginkel vs. Buffalo, 9/19 Elandon Roberts at Las Vegas, 9/26 Christian Wilkins at Jacksonville (London), 10/17 Emmanuel Ogbah vs. Atlanta, 10/24 Elandon Roberts at Buffalo, 10/31 Eric Rowe vs. Houston, 11/7 Xavien Howard vs. Baltimore, 11/11 Eric Rowe vs. Baltimore, 11/11 Brandon Jones at N.Y. Jets, 11/21
Total Recovered	1	Zach Sieler at New England, 9/12 Xavien Howard at New England, 9/12 Brandon Jones vs. Buffalo, 9/19 Blake Ferguson vs. Indianapolis, 10/3 Zach Sieler at Jacksonville (London), 10/17 Nik Needham vs. Atlanta, 10/24 Brandon Jones vs. Houston, 11/7 Xavien Howard vs. Baltimore, 11/11 Christian Wilkins at N.Y. Jets, 11/21

SACKS

Total	3.0	Jaelan Phillips vs. Carolina, 11/28
Yards Lost	28	Jaelan Phillips vs. Carolina, 11/28

SPECIAL TEAMS

Field Goals Made	3	Jason Sanders vs. Baltimore, 11/11
Field Goal Attempts	3	Jason Sanders at Las Vegas, 9/26 Jason Sanders at Jacksonville (London), 10/17 Jason Sanders vs. Baltimore, 11/11
Longest Field Goal Made	51	Jason Sanders at Buffalo, 10/31
Longest Field Goal Attempt	58	Jason Sanders at Jacksonville (London), 10/17
Punts	8	Michael Palardy vs. Baltimore, 11/11
Longest Punt, yards	61	Michael Palardy vs. Buffalo, 9/19
Highest Gross Punting Average (min. 4 punts)	51.8	Michael Palardy at Buffalo, 10/31
Highest Net Punting Average (min. 4 punts)	44.0	Michael Palardy vs. Indianapolis, 10/3
Most Punt Returns	3	Jakeem Grant Sr. at Las Vegas, 9/26 Jakeem Grant Sr. vs. Indianapolis, 10/3 Jevon Holland at Buffalo, 10/31 Jevon Holland vs. Houston, 11/7
Most Punt Return Yards	31	Jevon Holland vs. Houston, 11/7
Highest Punt Return Average (min. 3 returns)	10.3	Jevon Holland vs. Houston, 11/7
Longest Punt Return	18	Jakeem Grant Sr. at New England 9/12
Most Kickoff Returns	2	Jaylen Waddle at Jacksonville (London), 10/17 Myles Gaskin vs. Atlanta, 10/24 Jaylen Waddle at Buffalo, 10/31 Jaylen Waddle vs. Houston, 11/7
Most Kickoff Return Yards	47	Jaylen Waddle vs. Houston, 11/7
Highest Kickoff Return Average (min. 3 returns)	-	-
Longest Kickoff Return	31	Jakeem Grant Sr. vs. Buffalo, 9/19



2021 STATISTICS

OPPONENTS – INDIVIDUAL

RUSHING

Attempts	23	Damien Harris at New England, 9/12 Peyton Barber at Las Vegas, 9/26
Yards	111	Peyton Barber at Las Vegas, 9/26
Touchdowns	2	Zack Moss vs. Buffalo, 9/19
Yards by Quarterback	55	Josh Allen at Buffalo, 10/31
Longest Run from Scrimmage	46t	Devin Singletary vs. Buffalo, 9/19
Longest Run from Scrimmage for TD	46	Devin Singletary vs. Buffalo, 9/19

PASSING

Attempts	43	Derek Carr at Las Vegas, 9/26 Tyrod Taylor vs. Houston, 11/7 Lamar Jackson vs. Baltimore, 11/11
Completions	30	Tom Brady at Tampa Bay, 10/10
Yards	411	Tom Brady at Tampa Bay, 10/10
Touchdowns	5	Tom Brady at Tampa Bay, 10/10
Completion Percentage (min. 20 att.)	75.0	Carson Wentz vs. Indianapolis, 10/3
Interceptions	3	Tyrod Taylor vs. Houston, 11/7
Longest Completion	64	Cam Newton to DJ Moore vs. Carolina, 11/28
Longest Completion for TD	62t	Tom Brady to Antonio Brown at Tampa Bay, 10/10 Joe Flacco to Elijah Moore at N.Y. Jets, 11/21
Passer Rating (min. 20 att.)	144.4	Tom Brady at Tampa Bay, 10/10

RECEIVING

Receptions	10	Cole Beasley at Buffalo, 10/31
Yards	163	Kyle Pitts vs. Atlanta, 10/24
Touchdowns	2	Mo Alie-Cox vs. Indianapolis, 10/3 Antonio Brown at Tampa Bay, 10/10 Mike Evans at Tampa Bay, 10/10
Longest Reception	64	DJ Moore vs. Carolina, 11/28
Longest Reception by Running Back	31	James White at New England, 9/12
Yards by Running Back	49	James White at New England, 9/12

TOTAL YARDS FROM SCRIMMAGE	163	Kyle Pitts vs. Atlanta, 10/24
----------------------------	-----	-------------------------------

TACKLES

Total	15	Deion Jones vs. Atlanta, 10/24 Quincy Williams at N.Y. Jets, 11/21
Solo	11	Deion Jones vs. Atlanta, 10/24

INTERCEPTIONS

Total	1	Jonathan Jones at New England, 9/12 Levi Wallace vs. Buffalo 9/19 Jamel Dean at Tampa Bay, 10/10 Nevin Lawson at Jacksonville (London), 10/17 Foyesade Oluokun vs. Atlanta, 10/24 Jaylenn Hawkins vs. Atlanta, 10/24 Jordan Poyer at Buffalo, 10/31 Eric Murray vs. Houston, 11/7 Maliek Collins vs. Houston, 11/7 Ashtyn Davis at N.Y. Jets, 11/21
Longest Return	56	Foyesade Oluokun vs. Atlanta, 10/24
Longest Return for TD	-	-



2021 STATISTICS

FUMBLES

Total Forced	1	Taron Johnson vs. Buffalo 9/19 Dawson Knox vs. Buffalo 9/19 Solomon Thomas at Las Vegas, 9/26 Grover Stewart vs. Indianapolis, 10/3 Shaquil Barrett at Tampa Bay, 10/10 Dakota Allen at Jacksonville (London), 10/17 Jerry Hughes at Buffalo, 10/31 Kamu Grugier-Hill vs. Houston, 11/7 Jacob Martin vs. Houston, 11/7 A.J. Moore Jr. vs. Houston, 11/7 Patrick Queen vs. Baltimore, 11/11 Justin Houston vs. Baltimore, 11/11 George Fant at N.Y. Jets, 11/21 Brian Burns vs. Carolina, 11/28
Total Recovered	1	Matt Milano vs. Buffalo 9/19 Taiwan Jones vs. Buffalo 9/19 Darius Leonard vs. Indianapolis, 10/3 Ndamukong Suh at Tampa Bay, 10/10 Micah Hyde at Buffalo, 10/31 Roy Lopez vs. Houston, 11/7 Maliek Collins vs. Houston, 11/7 Kevin Pierre-Louis vs. Houston, 11/7 Frankie Luvu vs. Carolina, 11/28

SACKS

Total	2	Greg Rousseau vs. Buffalo 9/19 Kemoko Turay vs. Indianapolis, 10/3
Yards Lost	18	Brian Burns vs. Carolina, 11/28

SPECIAL TEAMS

Field Goals Made	3	Nick Folk at New England, 9/12 Daniel Carlson at Las Vegas, 9/26 Matthew Wright at Jacksonville (London), 10/17 Younghoe Koo vs. Atlanta, 10/24 Ka'imi Fairbairn vs. Houston, 11/7
Field Goal Attempts	3	Nick Folk at New England, 9/12 Daniel Carlson at Las Vegas, 9/26 Matthew Wright at Jacksonville (London), 10/17 Younghoe Koo vs. Atlanta, 10/24 Ka'imi Fairbairn vs. Houston, 11/7 Matt Ammendola at N.Y. Jets, 11/21
Longest Field Goal Made	57	Tyler Bass at Buffalo, 10/31
Longest Field Goal Attempt	60	Bradley Pinion at Tampa Bay, 10/10
Punts	8	San Koch vs. Baltimore, 11/11
Longest Punt, yards	67	AJ Cole at Las Vegas, 9/26
Highest Gross Punting Average (min. 4 punts)	54.0	AJ Cole at Las Vegas, 9/26
Highest Net Punting Average (min. 4 punts)	47.3	AJ Cole at Las Vegas, 9/26
Most Punt Returns	3	Gunner Olszewski at New England, 9/12
Most Punt Return Yards	33	Isaiah McKenzie vs. Buffalo 9/19
Highest Punt Return Average (min. 3 returns)	6.7	Gunner Olszewski at New England, 9/12
Longest Punt Return	20	Isaiah McKenzie vs. Buffalo 9/19
Most Kickoff Returns	3	Jamal Agnew at Jacksonville (London), 10/17
Most Kickoff Return Yards	55	Jamal Agnew at Jacksonville (London), 10/17
Highest Kickoff Return Average (min. 3 returns)	18.3	Jamal Agnew at Jacksonville (London), 10/17
Longest Kickoff Return	31	Braxton Berrios at N.Y. Jets, 11/21



2021 STATISTICS

IN 2021 MIAMI IS...

2-5	when leading after the 1st quarter	2-4	in road games
3-2	when leading after the 2nd quarter	0-1	when playing indoors
4-0	when leading after the 3rd quarter	5-6	when playing outdoors
1-2	when behind after the 1st quarter	2-2	when playing on artificial turf
0-4	when behind after the 2nd quarter	3-5	when playing on grass
0-7	when behind after the 3rd quarter	2-2	after winning the coin toss
4-5	when Miami scores first	3-2	when scoring 21 points or more
1-2	when opponent scores first	5-0	when yielding 20 points or fewer
2-1	when tied at halftime	0-1	in overtime contests
3-3	in home games		

DRIVE PRODUCTION

	POSS	TD	FGM	FGA	PUNT	INT	FUM	DOWN	TIME	SAF
DOLPHINS	130	24	15	20	55	10	7	6	7	1
OPPONENTS	137	30	23	28	49	10	8	4	8	0

RED ZONE PRODUCTION

	POSS	TD	FGM	FGA	INT	FUM	DWNS	TIME	RZ PLAYS	RZ RUSH	RZ PASS
DOLPHINS	36	21	8	10	1	2	2	0	112	54	58
OPPONENTS	45	23	13	14	2	2	2	2	132	68	64

TURNOVERS

GAME	TAKEAWAYS			GIVEAWAYS			DIFF	W/L
	INT	FUM	TOTAL	INT	FUM	TOTAL		
at New England	0	2	2	1	0	1	+1	W
BUFFALO	1	1	2	1	2	3	-1	L
at Las Vegas	1	0	1	0	0	0	+1	L
INDIANAPOLIS	0	1	1	0	2	2	-1	L
at Tampa Bay	0	0	0	1	1	2	-2	L
at Jacksonville (London)	0	1	1	1	0	1	0	L
ATLANTA	1	1	2	2	0	2	0	L
at Buffalo	0	0	0	1	1	2	-2	L
HOUSTON	3	1	4	2	3	5	-1	W
BALTIMORE	1	1	2	0	0	0	+2	W
at N.Y. Jets	0	1	1	1	0	1	0	W
CAROLINA	3	0	3	0	1	1	+2	W
N.Y. GIANTS								
N.Y. JETS								
at New Orleans								
at Tennessee								
NEW ENGLAND								
TOTAL	10	9	19	10	10	20	-1	5-7

BLOCKS

	FGs	PATs	PUNTS	TOTAL
BY DOLPHINS	0	0	1	1
BY OPPONENTS	2	0	0	2



2021 STATISTICS

DOLPHINS BIG PLAYS

PASSING (25+ yards)

65t	T. Tagovailoa to M. Hollins at NYJ, 11/21
64	T. Tagovailoa to A. Wilson vs. Bal., 11/11
57	T. Tagovailoa to J. Waddle vs. Car., 11/28
52	J. Brissett to I. Ford vs. Bal., 11/11
42	J. Brissett to D. Parker vs. Ind, 10/3
40	T. Tagovailoa to M. Gesicki at Buf., 10/31
36	T. Tagovailoa to J. Waddle at NE, 9/12
35	T. Tagovailoa to J. Waddle vs. Bal., 11/11
34	J. Brissett to P. Williams at TB, 10/10
32	T. Tagovailoa to M. Gesicki at Jax, 10/17
30	T. Tagovailoa to D. Parker at NE, 9/12
27	J. Brissett to M. Gesicki at LV, 9/26
27	T. Tagovailoa to M. Gesicki vs. Atl., 10/24
26	T. Tagovailoa to M. Gesicki at NYJ, 11/21
25	J. Brissett to D. Parker vs. Ind, 10/3
25	J. Brissett to D. Smythe at Jax, 10/17
25	T. Tagovailoa to J. Waddle vs. Car., 11/28

RUSHING (15+ yards)

24t	M. Brown at LV, 9/26
20	M. Gaskin at NYJ, 11/21
19	M. Gaskin vs. Car., 11/28
18	M. Gaskin vs. Buf., 9/20
19	J. Brissett at LV, 9/26
16	M. Brown at Jax, 10/17
16	M. Gaskin vs. Atl., 10/24
16	S. Ahmed vs. Car., 11/28
15	M. Gaskin at NE, 9/12
15	M. Gaskin at NE, 9/12
15	M. Gaskin at LV, 9/26

OPPONENTS BIG PLAYS

PASSING (25+ yards)

64	C. Newton to Dj. Moore vs. Car., 11/28
62t	T. Brady to A. Brown at TB, 10/10
62t	J. Flacco to E. Moore at NYJ, 11/21
49t	M. Ryan to R. Gage vs. Atl., 10/24
41	J. Allen to S. Diggs vs. Buf., 9/19
41	C. Wentz to Z. Pascal vs. Ind., 10/3
39	M. Ryan to K. Pitts vs. Atl., 10/24
39	T. Taylor to D. Amendola vs. Hou., 11/7
35	J. Allen to E. Sanders vs. Buf., 9/19
34	D. Carr to B. Edwards at LV, 9/26
34t	T. Brady to M. Evans at TB, 10/10
32	D. Carr to B. Edwards at LV, 9/26
30	D. Carr to Z. Jones at LV, 9/26
30	L. Jackson to R. Bateman vs. Bal., 11/11
29	T. Lawrence to J. Agnew at Jax, 10/17
29	J. Flacco to R. Griffin at NYJ, 11/21
28	C. Wentz to M. Alie-Cox vs. Ind., 10/3
28t	T. Lawrence to M. Jones at Jax, 10/17
28	M. Ryan to K. Pitts vs. Atl., 10/24
26	M. Jones to J. White at NE, 9/12
26	T. Brady to M. Evans at TB, 10/10
26	M. Ryan to K. Pitts vs. Atl., 10/24
25	M. Jones to N. Agholor at NE, 9/12
25	D. Carr to H. Renfrow at LV, 9/26
25	D. Carr to H. Ruggs III at LV, 9/26

RUSHING (15+ yards)

46t	D. Singletary vs. Buf., 9/19
39	Mi. Carter at NYJ, 11/21
34	J. Allen at Buf., 10/31
38	J. Taylor vs. Ind., 10/3
35	D. Harris at NE, 9/12
27	P. Barber at LV, 9/26
24	J. Robinson at Jax, 10/17
23t	J. Taylor vs. Ind., 10/3
19	P. Barber at LV, 9/26
19	D. Duvernay vs. Bal., 11/11
17	L. Fournette at TB, 10/10
17	G. Bernard at TB, 10/10
15	J. Allen vs. Buf., 9/19
15	E. Moore at NYJ, 11/21
15	C. McCaffrey vs. Car., 11/28

DOLPHINS BIG GAMES

100-YARD RUSHERS

- -

100-YARD RECEIVERS

137	J. Waddle vs. Car., 11/28
115	M. Gesicki at Jax, 10/17

300-YARD PASSERS

329	T. Tagovailoa at Jax, 10/17
-----	-----------------------------

OPPONENTS BIG GAMES

100-YARD RUSHERS

111	P. Barber at LV, 9/26
103	J. Taylor vs. Ind., 10/3
100	D. Harris at NE, 9/12

100-YARD RECEIVERS

163	K. Pitts vs. Atl., 10/24
141	E. Moore at NYJ, 11/21
124	A. Brown at TB, 10/10
113	M. Evans at TB, 10/10
103	Dj. Moore vs. Car., 11/28
110	C. Beasley at Buf. 10/31
100	M. Jones at Jax, 10/17

300-YARD PASSERS

411	T. Brady at TB, 10/10
386	D. Carr at LV, 9/26
336	M. Ryan vs. Atl., 10/24
319	T. Lawrence at Jax, 10/17



2021 STATISTICS

GAME-BY-GAME STARTERS (OFFENSE)

GAME	WR	LT	LG	C	RG	RT	TE	WR	QB	RB	TE/WR
at NE	Waddle	Eichenberg	Kindley	Deiter	Hunt	J. Davis	Smythe	Parker	Tagovailoa	Gaskin	Long
BUF	Waddle	Jackson	Kindley	Deiter	Hunt	J. Davis	Smythe	Parker	Tagovailoa	Gaskin	Carter
at LV	Waddle	Jackson	J. Davis	Deiter	Hunt	Eichenberg	Shaheen	Parker	Brissett	Brown	Hollins
IND	Waddle	Jackson	J. Davis	Mancz	Hunt	Eichenberg	Shaheen	Parker	Brissett	Brown	Smythe
at TB	Waddle	Eichenberg	Jackson	Mancz	Hunt	J. Davis	Gesicki	P. Williams	Brissett	Gaskin	Shaheen
at Jax.	Waddle	Eichenberg	Jackson	Mancz	Hunt	J. Davis	Gesicki	Hollins	Tagovailoa	Gaskin	Smythe
ATL	Waddle	Eichenberg	Jackson	Reiter	Hunt	J. Davis	Gesicki	P. Williams	Tagovailoa	Brown	Shaheen
at Buf.	Waddle	Eichenberg	Jackson	Reiter	Hunt	J. Davis	Shaheen	Parker	Tagovailoa	Gaskin	Smythe
HOU	Waddle	Eichenberg	Jackson	Mancz	Hunt	J. Davis	Gesicki	Hollins	Brissett	Gaskin	Shaheen
BAL	Waddle	Eichenberg	Jackson	Reiter	Hunt	J. Davis	Smythe	P. Williams	Brissett	Gaskin	Wilson
at NYJ	Waddle	Eichenberg	Jackson	Reiter	Hunt	J. Davis	Gesicki	Wilson	Tagovailoa	Gaskin	Shaheen
CAR	Waddle	Eichenberg	Jackson	Reiter	Hunt	J. Davis	Gesicki	Wilson	Tagovailoa	Gaskin	Smythe
NYG											
NYJ											
at NO											
at Ten.											
NE											

GAME-BY-GAME STARTERS (DEFENSE)

GAME	DE/DT	NT/DT	DE	LB/DT	LB	LB/DB	LB/DB	CB	CB	S	S/CB
at NE	Ogbah	R. Davis	Wilkins	Van Ginkel	Baker	Roberts	Br. Jones	By. Jones	Howard	McCourty	Rowe
BUF	Ogbah	Butler	Wilkins	Van Ginkel	Baker	Coleman	Br. Jones	By. Jones	Howard	McCourty	Holland
at LV	Ogbah	Jenkins	Wilkins	Phillips	Baker	Roberts	Coleman	By. Jones	Howard	McCourty	Rowe
IND	Ogbah	Jenkins	Wilkins	Van Ginkel	Baker	Roberts	Scarlett	By. Jones	Howard	McCourty	Needham
at TB	Ogbah	R. Davis	Wilkins	Phillips	Baker	Roberts	Needham	By. Jones	Howard	Br. Jones	Holland
at Jax.	Ogbah	R. Davis	Wilkins	Phillips	Baker	Van Ginkel	Coleman	Igbinoghene	Needham	Br. Jones	Holland
ATL	Sieler	R. Davis	Wilkins	Van Ginkel	Baker	Roberts	Scarlett	By. Jones	Howard	Br. Jones	Holland
at Buf.	Ogbah	R. Davis	Wilkins	Phillips	Riley	Roberts	Needham	By. Jones	Howard	Br. Jones	Holland
HOU	Sieler	R. Davis	Wilkins	Van Ginkel	Baker	Roberts	Scarlett	By. Jones	Howard	Br. Jones	Holland
BAL	Sieler	R. Davis	Wilkins	Van Ginkel	Baker	Roberts	Riley	By. Jones	Howard	Br. Jones	Holland
at NYJ	Sieler	R. Davis	Wilkins	Van Ginkel	Baker	Roberts	Scarlett	By. Jones	Howard	Br. Jones	Holland
CAR	Ogbah	R. Davis	Wilkins	Sieler	Baker	Roberts	Van Ginkel	By. Jones	Howard	E. Rowe	Holland
NYG											
NYJ											
at NO											
at Ten.											
NE											

GAME-BY-GAME INACTIVES

at NE	T. Williams	Igbinoghene	P. Williams	Campbell	Little						
BUF	Fuller	T. Williams	N. Igbinoghene	Campbell	Little			Long			
at LV	A. Wilson	T. Williams	P. Williams	Campbell	Little						
IND	T. Williams	Igbinoghene	P. Williams	Little	Long						
at TB	T. Williams	Igbinoghene	Parker	Little	Long			Jenkins			
at Jax.	Sinnett	Parker	P. Williams	By. Jones	Howard			Little		Shaheen	
ATL	Igbinoghene	Parker	Mancz	Little	Long			Jenkins			
at Buf.	T. Williams	P. Williams	Redwine	J. Baker	Little			Long		Jenkins	
HOU	T. Williams	P. Williams	Redwine	Hodge	Little			Long		Jenkins	
BAL	Redwine	Campbell	Hodge	Little	Long						
at NYJ	Igbinoghene	Ahmed	Hodge	Long	Jenkins						
CAR	T. Williams	Br. Jones	W. Parks	Hodge	Shaheen			Jenkins			
NYG											
NYJ											
at NO											
at Ten											
NE											



2021 STATISTICS

GAME-BY-GAME OFFENSE

	SCORE				1ST DOWNS				3RD DOWN		4TH DOWN		NET YARDS			TO	PEN	PEN YDS	TOP
	PTS	OPP PTS	DIFF	OT	TOTAL	RUSH	PASS	PEN	CONV	ATT	CONV	ATT	TOTAL	RUSH	PASS				
at NE	17	16	1	-	16	7	9	0	4	11	0	0	259	74	185	1	5	25	23:17
BUF	0	35	-35		13	2	9	2	8	18	0	4	216	71	145	3	9	83	31:34
at LV	28	31	-3	OT	22	5	13	4	6	18	3	4	330	133	197	0	8	68	31:13
IND	17	27	-10	-	13	2	10	1	3	11	2	2	203	35	168	2	5	32	22:51
at TB	17	45	-28	-	17	2	13	2	2	7	0	0	301	39	262	2	5	37	22:53
at Jax.	20	23	-3	-	23	4	18	1	9	17	1	2	431	77	354	1	7	55	32:40
ATL	28	30	-2	-	27	9	17	1	7	11	0	0	413	132	281	2	6	44	34:38
at Buf.	11	26	-15	-	16	4	10	2	4	14	1	1	262	68	194	2	9	58	29:13
HOU	17	9	8	-	22	4	16	2	9	16	0	0	262	47	215	5	2	13	31:44
BAL	22	10	12	-	17	4	12	1	3	13	0	0	350	60	290	0	11	97	28:11
at NYJ	24	17	7	-	20	5	13	2	8	14	0	0	388	115	273	1	8	62	33:35
CAR	33	10	23	-	22	9	11	2	6	14	2	2	315	111	204	1	5	35	37:34
NYG																			
NYJ																			
at NO																			
at Ten																			
NE																			
TOTALS	234	279	-45	-	228	57	151	20	69	164	9	15	3730	962	2768	20	80	612	29:32

GAME-BY-GAME DEFENSE

	SCORE				1ST DOWNS				3RD DOWN		4TH DOWN		NET YARDS						
	PTS	OPP PTS	DIFF	OT	TOTAL	RUSH	PASS	PEN	CONV	ATT	CONV	ATT	TOTAL	RUSH	PASS	TO	PEN	PEN YDS	TOP
at NE	17	16	1	-	24	8	14	2	11	16	0	0	393	125	268	2	8	84	36:43
BUF	0	35	-35		21	10	8	3	7	13	1	1	314	143	171	2	6	53	28:26
at LV	28	31	-3	OT	28	7	18	3	8	15	0	1	497	140	357	1	8	104	38:47
IND	17	27	-10	-	20	9	9	2	6	15	1	1	349	139	210	1	8	86	37:09
at TB	17	45	-28	-	33	5	26	2	8	11	0	0	558	121	437	0	6	47	37:07
at Jax.	20	23	-3	-	21	4	14	1	3	12	2	3	396	84	312	1	8	54	27:20
ATL	28	30	-2	-	21	5	15	1	6	13	0	0	397	72	325	2	3	29	25:22
at Buf.	11	26	-15	-	24	5	15	4	6	13	0	1	351	102	249	0	9	80	30:47
HOU	17	9	8	-	14	3	11	0	6	17	1	1	272	73	199	4	8	60	28:16
BAL	22	10	12	-	23	7	12	4	2	14	0	0	304	94	210	2	4	20	31:49
at NYJ	24	17	7	-	18	5	12	1	7	14	1	1	380	102	278	1	7	48	26:25
CAR	33	10	23	-	10	5	5	0	4	14	2	3	198	64	134	3	7	61	22:26
NYG																			
NYJ																			
at NO																			
at Ten																			
NE																			
TOTALS	234	279	-45	-	257	93	161	23	74	167	8	12	4409	1259	3150	19	82	726	30:28



2021 STATISTICS

GAME-BY-GAME RUSHING

(CARRIES-YARDS GAINED-LONGEST-TOUCHDOWNS)

	GASKIN	BROWN	AHMED	TAGOVALOA	BRISSETT	WADDLE	LINDSAY	WILSON	LAIRD
at NE	9-49-15-0	5-16-5-0	3-4-8-0	4-1-3-1	2-4-2-0	0-0-0-0	NOR	0-0-0-0	PS
BUF	5-25-18-0	5-21-12-0	6-17-8-0	0-0-0-0	4-8-6-0	0-0-0-0	NOR	0-0-0-0	PS
at LV	13-65-15-0	7-31-24t-1	0-0-0-0	IR	7-37-19-1	0-0-0-0	NOR	INA	PS
IND	2-3-3-0	8-23-4-0	3-1-4-0	IR	3-8-6-0	0-0-0-0	NOR	0-0-0-0	PS
at TB	5-25-13-0	0-0-0-0	2-5-4-0	IR	0-0-0-0	1-2-2-0	NOR	0-0-0-0	PS
at Jax.	5-9-4-0	5-24-16-0	7-22-5-0	3-22-8-0	0-0-0-0	0-0-0-0	NOR	0-0-0-0	PS
ATL	15-67-16-0	3-10-4-0	7-26-7-0	4-29-9-0	DNP	0-0-0-0	NOR	0-0-0-0	PS
at Buf.	12-36-7-0	IR	7-22-12-0	4-10-6-1	DNP	0-0-0-0	NOR	0-0-0-0	0-0-0-0
HOU	20-34-6t-1	IR	4-6-2-0	DNP	1-7-7-0	0-0-0-0	NOR	0-0-0-0	0-0-0-0
BAL	14-31-11-0	IR	2-6-4-0	3-0-1-1	1-4-4-0	0-0-0-0	NOR	2-19-14-0	0-0-0-0
at NYJ	23-89-20-0	IR	INA	3-6-7-0	DNP	1-1-1-1	NOR	1-(-3)-(-3)-0	1-4-4-0
CAR	16-49-8-2	IR	5-17-16-0	4-0-2-0	DNP	0-0-0-0	12-42-9-0	0-0-0-0	0-0-0-0
NYG									
NYJ									
at NO									
at Ten									
NE									

OTHERS: JOHNSON: 4-18-6-0 at N.Y. Jets (11/21). P. WILLIAMS: 1-7-7-0 at Tampa Bay (10/10). SMYTHE: 2-3-2-0 vs. Carolina (11/28).

GAME-BY-GAME RECEIVING

(RECEPTIONS-YARDS GAINED-LONGEST-TOUCHDOWNS)

	PARKER	WADDLE	GESICKI	FULLER	WILSON	P. WILLIAMS	SMYTHE	GASKIN	AHMED
at NE	4-81-30-0	4-61-36-1	0-0-0-0	RES/SUSP.	0-0-0-0	INA	1-9-9-0	5-27-12-0	2-24-18-0
BUF	5-42-16-0	6-48-14-0	3-41-18-0	INA	4-20-6-0	1-2-2-0	0-0-0-0	4-21-11-0	0-0-0-0
at LV	4-42-15-0	12-58-9-0	10-86-27-0	3-20-1-0	INACTIVE	INA	0-0-0-0	3-9-4-0	0-0-0-0
IND	4-77-42-1	3-33-18-0	5-57-22-1	1-6-6-0	1-11-11-0	INA	2-6-4-0	0-0-0-0	2-12-8-0
at TB	INA	2-31-21-0	4-43-23-0	IR	0-0-0-0	3-60-34-0	2-23-21-0	10-74-24t-2	2-16-11-0
at Jax.	INA	10-70-14-2	8-115-32-0	IR	2-14-12-0	INA	5-59-25-0	2-5-5-0	1-15-15-0
ATL	INA	7-83-19-0	7-85-27-1	IR	0-0-0-0	1-5-5-0	3-37-18-0	4-10-7-1	2-26-17-0
at Buf.	8-85-23-0	4-29-12-0	3-48-40-0	IR	0-0-0-0	INA	0-0-0-0	3-19-22-0	1-6-6-0
HOU	IR	8-83-17-0	4-54-18-0	IR	1-11-11-0	INA	2-27-21-0	6-23-6-0	0-0-0-0
BAL	IR	4-61-35-0	0-0-0-0	IR	4-87-64-0	0-0-0-0	1-23-23-0	1-14-14-0	1-9-9-0
at NYJ	IR	8-65-15-0	5-50-26-0	IR	3-18-9-0	0-0-0-0	4-37-18-0	3-7-5-1	INA
CAR	IR	9-137-57-1	3-17-7-0	IR	5-17-6-0	1-4-4-0	5-32-11-0	2-3-5-0	1-9-9-0
NYG									
NYJ									
at NO									
at Ten									
NE									

OTHERS: BROWN: 1-4-4-0 vs. Indianapolis (10/3), 1-7-7-0 at Jacksonville (10/17), 1-(-1)-(-1)-0 vs. Atlanta (10/24). CARTER: 1-8-8-0 vs. Buffalo (9/19), 1-8-8-0 at Jacksonville (10/17). FORD: 1-3-3-0 at Tampa Bay (10/10), 1-10-10-1 vs. Atlanta (10/24), 4-84-52-0 vs. Baltimore (11/11), 1-11-11-0 vs. Carolina (11/28). GRANT: 1-0-0-0 vs. Buffalo (9/19), 1-(-7)-(-7)-0 vs. Indianapolis (10/3). HOLLINS: 1-10-10-0 at Tampa Bay (10/10), 4-61-20-0 at Jacksonville (10/17), 2-13-9-1 vs. Atlanta (10/24), 3-22-10-1 vs. Houston (11/7), 0-0-0-0 vs. Baltimore (11/11), 2-72-65-1 at N.Y. Jets (11/21). LAIRD: 1-1-10-0 at Buffalo (10/31), 1-2-2-0 vs. Baltimore (11/11), 1-5-5-0 at N.Y. Jets (11/21). MERRITT: 1-13-13-0 vs. Houston (11/7). SHAHEEN: 2-15-10-0 at Tampa Bay (10/10), 4-23-7-0 vs. Atlanta (10/24), 1-8-8-0 at Buffalo (10/31), 1-11-11-0 vs. Houston, 3-34-21-0 vs. Baltimore (11/11), 1-19-19-0 at N.Y. Jets (11/21).



2021 STATISTICS

GAME-BY-GAME PASSING

	TUA TAGOVAILOA								
	ATT	COM	YDS	PCT	TD	INT	LG	SKD/YDS	RATING
at NE	27	16	202	59.3	1	1	36	2/17	79.6
BUF	4	1	13	25	0	0	13	2/13	40.6
at LV									
IND									
at TB									
at Jax.	47	33	329	70.2	2	1	32	0/0	95.1
ATL	40	32	291	80.0	4	2	27	1/10	109.5
at Buf.	39	21	205	53.8	0	1	40	2/11	58.2
HOU									
BAL	13	8	158	61.5	0	0	64	1/6	104.0
at NYJ	33	27	273	81.8	2	1	65t	0/0	108.7
CAR	31	27	230	87.1	1	0	57	2/26	108.3
NYG									
NYJ									
at NO									
at Ten									
NE									

	JACOBY BRISSETT								
	ATT	COM	YDS	PCT	TD	INT	LG	SKD/YDS	RATING
at NE	-	-	-	-	-	-	-	-	-
BUF	40	24	169	60	0	1	18	4/24	59.3
at LV	49	32	215	65.3	0	0	27	2/18	74.8
IND	30	20	199	66.7	2	0	42	3/31	107.5
at TB	39	27	275	69.2	2	1	34	3/13	95.6
at Jax.	1	1	25	100.0	0	0	25	0/0	118.8
ATL									
at Buf.									
HOU	43	26	244	60.5	1	2	21	4/29	64.5
BAL	11	23	156	47.8	0	0	52	2/17	70.2
at NYJ									
CAR									
NYG									
NYJ									
at NO									
at Ten									
NE									

OTHERS: WILSON: 1-0-0, 00.0, 0, 0, 0, 0/0, 39.6 at N.Y. Jets (11/21).



2021 STATISTICS

PLAYER PARTICIPATION

NAME	NE	BUF	LV	IND	TB	JAX	ATL	BUF	HOU	BAL	NYJ	CAR	NYG	NYJ	NO	TN	ME	GP	GS	DNP	INA
Ahmed, Salvon	X	X	X	X	X	X	X	X	X	X	INA	X						11	0	0	1
Baker, Jerome	LB	LB	LB	LB	LB	LB	LB	LB	LB	LB	LB	LB						11	11	0	0
Biegel, Vince	NOR	NOR	NOR	NOR	NOR	NOR	NOR	PS	DNP	X	PS	PS	X					2	0	1	0
Billings, Andrew	NOR	NOR	NOR	NOR	NOR	NOR	NOR	NOR	NOR	NOR	PS	PS	PS					0	0	0	0
Brissett, Jacoby	X	X	QB	QB	QB	X	DNP	DNP	QB	QB	DNP	DNP						8	5	4	0
Boehm, Evan	NOR	NOR	NOR	NOR	NOR	NOR	NOR	NOR	NOR	PS	PS	PS						0	0	0	0
Brown, Malcolm	X	X	RB	RB	X	X	RB	IR	IR	IR	IR	IR						7	3	0	0
Butler, Adam	X	DT	X	X	X	X	X	X	X	X	X	X						12	1	0	0
Campbell, Elijah	INA	INA	INA	X	X	X	X	X	X	INA	X	IR						7	0	0	4
Carter, Cethan	X	TE	X	X	X	X	X	X	X	X	X	X						12	1	0	0
Coleman, Justin	X	CB	CB	X	X	CB	X	X	X	X	X	X						12	3	0	0
Davis, Javaris	PS	PS	PS	PS	PS	PS	PS	PS	PS	PS	PS	PS						1	0	0	0
Davis, Jesse	RT	RT	LG	LG	RT	RT	RT	RT	RT	RT	RT	RT						12	12	0	0
Davis, Raekwon	NT	IR	IR	IR	DT	NT	NT	NT	NT	NT	NT	NT						9	9	0	0
Deiter, Michael	C	C	C	IR	IR	IR	IR	IR	IR	IR	IR	IR						3	3	0	0
Doaks, Gerrid	PS	PS	PS	PS	PS	PS	PS	PS	PS	PS	PS	PS						0	0	0	0
Dolegala, Jake	NOR	NOR	NOR	NOR	NOR	NOR	NOR	PS	PS	PS	NOR	NOR						0	0	0	0
Eguavoen, Sam	X	X	X	X	X	X	X	X	X	X	X	X						12	0	0	0
Eichenberg, Liam	LT	X	RT	RT	PS	PS	LT	LT	LT	LT	LT	LT						12	11	0	0
Eiffer, Milo	PS	PS	PS	PS	PS	PS	PS	PS	PS	PS	PS	PS						0	0	0	0
Fejedelem, Clayton	X	X	X	X	X	X	X	X	X	X	X	X						12	0	0	0
Ferguson, Blake	X	X	X	X	X	X	X	X	X	X	X	X						12	0	0	0
Ford, Isaiah	PS	PS	PS	PS	X	X	X	X	X	X	X	X						8	0	0	0
Fulgham, Travis	NOR	NOR	NOR	NOR	NOR	PS	PS	PS	PS	PS	PS	PS						0	0	0	0
Fuller V William	R/SUS	INA	X	X	IR	IR	IR	IR	IR	IR	IR	IR						2	0	0	1
Gaskin, Miles	RB	RB	X	X	RB	RB	X	RB	RB	RB	RB	RB						12	9	0	0
Gesicki, Mike	X	X	X	X	TE	TE	TE	X	TE	X	TE	TE						12	6	0	0
Grant Sr., Jakeem	X	X	X	X	NOR	NOR	NOR	NOR	NOR	NOR	NOR	NOR						4	0	0	0
Griffin, Shaquem	PS	PS	PS	PS	PS	PS	NOR	NOR	NOR	NOR	NOR	NOR						0	0	0	0
Hart, Bobby	PS	PS	NOR	NOR	NOR	NOR	NOR	NOR	NOR	NOR	NOR	NOR						0	0	0	4
Hodge, Darius	NOR	NOR	NOR	NOR	NOR	NOR	NOR	INA	INA	INA	INA	INA						0	0	0	0
Holland, Jevon	X	X	X	X	S	S	S	S	S	S	S	S						12	9	0	0
Hollins, Mack	X	X	WR	X	X	WR	X	X	WR	X	X	X						12	3	0	0
Howard, Xavien	CB	CB	CB	CB	CB	INA	CB	CB	CB	CB	CB	CB						11	11	0	1
Hunt, Robert	RG	RG	RG	RG	RG	RG	RG	RG	RG	RG	RG	RG						12	12	0	0
Igbigbohene, Noah	INA	INA	X	INA	INA	CB	INA	DNP	DNP	X	INA	X						4	1	2	6
Lackson, Austin	X	LT	LT	LT	LG	LG	LG	LG	LG	LG	LG	LG						12	0	0	0
Jenkins, John	X	X	DT	DT	INA	X	INA	INA	INA	X	INA	INA						6	2	0	0
Johnson, Duke	NOR	NOR	NOR	NOR	NOR	NOR	NOR	PS	PS	PS	X	PS						1	0	0	0
Johnson, Roderick	NOR	NOR	PS	PS	PS	PS	PS	PS	PS	PS	PS	PS						0	0	0	0
Jones, Benito	PS	PS	PS	PS	PS	PS	PS	PS	PS	PS	PS	PS						0	0	0	0
Jones, Brandon	DB	DB	X	X	S	S	S	S	S	S	S	INA						11	9	0	1
Jones, Byron	CB	CB	CB	CB	INA	CB	CB	CB	CB	CB	CB	CB						11	11	0	1
Jones, Kobe	NOR	NOR	NOR	NOR	NOR	NOR	NOR	NOR	NOR	NOR	NOR	NOR						0	0	0	0
Jones, Robert	DNP	X	DNP	DNP	DNP	DNP	DNP	DNP	X	X	X	X						5	0	7	0
Kindley, Solomon	LG	LG	X	X	X	X	X	X	X	X	X	X						12	2	0	0
Laird, Patrick	PS	PS	PS	PS	PS	PS	PS	X	X	X	X	X						5	0	0	0
Lindsay, Phillip	NOR	NOR	NOR	NOR	NOR	NOR	NOR	NOR	NOR	NOR	NOR	NOR						1	0	0	0
Little, Greg	INA	INA	INA	INA	INA	INA	INA	INA	INA	INA	IR	IR						0	0	0	10
Long, Hunter	TE	INA	X	INA	X	INA	X	INA	INA	INA	INA	INA						0	0	0	8
Luton, Jake	NOR	NOR	NOR	NOR	NOR	NOR	NOR	NOR	NOR	PS	PS	PS						0	0	0	0
Mancz, Greg	DNP	DNP	DNP	C	C	C	INA	X	C	IR	IR	IR						5	4	3	1
McCourt, Jason	S	S	S	S	X	X	X	IR	IR	IR	IR	IR						7	4	0	0
McManis, Wynton	NOR	NOR	NOR	NOR	NOR	NOR	NOR	NOR	NOR	NOR	NOR	NOR						0	0	0	0
Merritt, Kirk	PS	PS	PS	PS	PS	DNP	PS	PS	X	PS	PS	PS						1	0	1	0
Munson, Calvin	PS	PS	PS	PS	PS	PS	PS	PS	PS	NOR	NOR	NOR						12	0	0	0
Needham, Nik	X	X	X	CB	CB	X	CB	X	X	X	X	X						12	4	0	0
Ogbah, Emmanuel	DE	DE	DE	DE	DE	DE	X	DE	X	X	X	DE						12	8	0	0
Palardy, Michael	X	X	X	X	X	X	X	X	X	X	X	X						12	0	0	0
Pankey, Adam	PS-I	PS-I	PS-I	PS	PS	PS	PS	PS	PS	PS	PS	PS						0	0	0	0
Parker, DeVante	WR	WR	WR	WR	INA	INA	INA	WR	IR	IR	IR	IR						5	5	0	3
Parks, Will	NOR	NOR	NOR	NOR	NOR	NOR	NOR	NOR	NOR	NOR	NOR	INA						0	0	0	1
Perry, Jamal	X	X	X	X	PS	PS	X	PS	PS	X	PS	IR						4	0	0	0
Phillips, Jaelen	X	X	LB	X	LB	LB	X	LB	X	X	X	X						12	4	0	0
Powell, Brandon	PS	PS	PS	PS	PS	NOR	NOR	NOR	NOR	NOR	NOR	NOR						0	0	0	0
Queiroz Neto, Durval	PS	PS	PS	PS	PS	PS	PS	PS	PS	PS	PS	PS						0	0	0	0
Redwine, Sheldrick	NOR	NOR	NOR	NOR	NOR	NOR	NOR	INA	INA	INA	PS	X						1	0	0	3
Reiter, Austin	NOR	NOR	NOR	NOR	DNP	DNP	C	C	X	C	C	C						6	5	2	0
Riley, Duke	X	X	X	X	X	X	X	X	X	X	X	X						2	0	0	0
Roberts, Elandon	LB	X	LB	LB	LB	X	LB	LB	LB	LB	LB	LB						12	10	0	0
Rowe, Eric	S	X	S	X	X	X	X	X	X	X	X	X						12	3	0	0
Sanders, Jason	X	X	X	X	X	X	X	X	X	X	X	X						12	0	0	0
Scarlett, Brennan	X	X	X	LB	X	X	LB	X	LB	X	LB	IR						11	4	0	0
Shaheen, Adam	R/C-19	X	TE	TE	TE	INA	TE	TE	TE	X	TE	INA						9	7	0	2
Sheard, Jabal	PS	PS	PS	PS	X	PS	PS	PS	PS	PS	PS	NOR						1	0	0	0
Sinnett, Reid	PS	PS	DNP	DNP	DNP	INA	NOR	NOR	NOR	NOR	NOR	NOR						0	0	0	3
Sieler, Zach	X	X	X	X	X	X	DE	X	DT	DT	DT	DT						12	5	0	0
Smith, Kion	PS	PS	PS	PS	PS	PS	PS	PS	PS	PS	PS	PS						0	0	0	0
Smith, Durham	TE	TE	X	TE	X	TE	X	TE	X	TE	X	TE						12	7	0	0
Tagovailoa, Tua	QB	QB	IR	IR	IR	QB	QB	DNP	X	QB	QB	QB						8	7	1	0
Toni, Cameron	PS	PS	PS	DNP	DNP	PS	DNP	PS	DNP	PS	DNP	X						1	1	4	0
Tucker, Carl	PS	NOR	NOR	NOR	NOR	NOR	NOR	NOR	NOR	NOR	NOR	NOR						0	0	0	0
Van Ginkel, Andrew	LB	LB	X	LB	X	LB	LB	X	LB	LB	LB	LB						12	9	0	0
Waddle, Jaylen	WR	WR	WR	WR	WR	WR	WR	WR	WR	WR	WR	WR						12	12	0	0
Wilkins, Christian	DE	DE	DE	DE	DE	DE	DE	DE	DE	DE	DE	DE						12	12	0	0
Williams, Preston	INA	X	INA	INA	INA	WR	INA	INA	INA	INA	WR	X						6	3	0	6
Williams, Trill	INA	INA	INA	INA	INA	DNP	DNP	INA	DNP	DNP	DNP	INA						0	0	4	8
Wilson, Albert	X	X	INA	X	X	X	X	X	X	WR	WR	WR						11	3	0	1

POSITION IN CAPS = STARTER

INA = INACTIVE

SUS = SUSPENDED

PS = PRACTICE SQUAD

X = PLAYED/SUBSTITUTED

IR = INJURED RESERVE

NOR = NOT ON ROSTER

DNP = DID NOT PLAY

NFI = NON-FOOTBALL ILLNESS/INJURY

PUP = PHYSICALLY UNABLE TO PERFORM

PS-I = PRACTICE SQUAD (INJURED)

OO = OPT-OUT

R/C-19 = RESERVE/COVID-19

R/SUS = RESERVE/SUSPENDED



THE LAST TIME IT HAPPENED

THE LAST TIME (TEAM)		
BY DOLPHINS		BY OPPONENT
38-35, vs. Cincinnati, 12/22/19	WON IN OVERTIME	28-31 at Las Vegas, 9/26/21
26-25, at Las Vegas, 12/26/20	WON BY SCORING IN THE LAST 2 MINUTES	28-30, vs. Atlanta, 10/24/21
28-31 at Las Vegas, 9/26/21	TIED BY SCORING IN THE LAST 2 MINUTES	38-35, vs. Cincinnati, 12/22/19
24-0, vs. N.Y. Jets, 10/18/20	SHUTOUT AN OPPONENT	0-35, vs. Buffalo, 9/19/21
33-10, vs. Carolina, 11/28/21	WON BY 20+ POINTS	17-45, Tampa Bay, 10/10/21
24-23, vs. Buffalo, 12/4/05	WON AFTER TRAILING BY 20+ POINTS	34-46, vs. New Orleans, 10/25/09
38-10, at Tennessee, 10/18/15	HELD A 28+ POINT LEAD	17-45, Tampa Bay, 10/10/21
33-10, vs. Carolina, 11/28/21	HELD A 21+ POINT LEAD	17-45, Tampa Bay, 10/10/21
21 (second quarter), vs. L.A. Rams, 11/1/20	SCORED 20+ POINTS IN A QUARTER	21 (4th quarter), at Tampa Bay, 10/10/21
21 (first half), vs. Carolina, 11/28/21	SCORED 20+ POINTS IN A HALF	23 (second half), at Buffalo, 10/31/21
17-9, vs. Houston, 11/7/21	HELD OPPONENT WITHOUT A TD	0-35, vs. Buffalo, 9/19/21
1 offense & 1 defense vs. Baltimore 11/11/21	SCORED TD ON OFFENSE AND DEFENSE	6 offense and 1 defense, at Buffalo, 1/3/21
2 offense, 1 defense & 1 special teams, vs. L.A. Rams, 11/1/20	SCORED TD ON OFFENSE, DEFENSE & SPECIAL TEAMS	6 offense, 1 defense & 1 special teams, at Buffalo, 1/3/21
vs. N.Y. Jets, 11/3/19	SCORED SAFETY	at Las Vegas, 9/26/21

THE LAST TIME (OFFENSE)		
BY DOLPHINS		BY OPPONENT
Has never happened	600+ NET YARDS OF OFFENSE	643, vs. Baltimore, 9/8/19
502, vs. Cincinnati, 12/22/19	500+ NET YARDS OF OFFENSE	558, at Tampa Bay, 10/10/21
413, vs. Atlanta, 10/24/21	400+ NET YARDS OF OFFENSE	558, at Tampa Bay, 10/10/21
315, vs. Baltimore, 11/11/73	300+ NET RUSHING YARDS	305, at Pittsburgh, 12/18/88
250, vs. New England, 12/20/20	200+ NET RUSHING YARDS	217, at New England, 9/13/20
206, Jay Ajayi, at Buffalo, 12/24/16	200-YARD RUSHING GAME	203, Rueben Mayes, vs. New Orleans, 12/7/86
206, Jay Ajayi, at Buffalo, 12/24/16	150-YARD RUSHING GAME	158, Kerryon Johnson vs. Detroit, 10/21/18
122, Salvon Ahmed, vs. New England, 12/20/20	100-YARD RUSHING GAME	103, Jonathan Taylor, vs. Indianapolis, 10/3/21
Mercury Morris (125) and Don Nottingham (102), at Green Bay, 10/5/75	TWO 100-YARD RUSHERS	Ezekiel Elliott (125) and Tony Pollard (103), at Dallas, 9/22/19
Kenyan Drake, 120, vs. Denver, 12/3/17, 114, vs. New England, 12/11/17	CONSECUTIVE 100-YARD RUSHING GAMES	Payton Barber, 111, at Las Vegas, 9/26/21 Jonathan Taylor, 103, vs. Indianapolis, 10/3/21
Salvon Ahmed (122) and Matt Breida (86), vs. New England, 12/20/20	COMBINED 200-YARDS RUSHING BY 2 PLAYERS	Ezekiel Elliott (125) and Tony Pollard (103), at Dallas, 9/22/19
32, Jay Ajayi, at Buffalo, 12/24/16	30+ CARRIES	32, Knile Davis, vs. Kansas City, 9/21/14



THE LAST TIME IT HAPPENED

THE LAST TIME (OFFENSE)		
BY DOLPHINS		BY OPPONENT
25, Kenyan Drake, vs. New England, 12/11/17	25+ CARRIES	25, Chase Edmonds, at Arizona, 11/8/20
85t, Lamar Miller, vs. Houston, 10/25/15	80+ YARD RUSHING PLAY	Has never happened
75t, Kalen Ballage, at Minnesota, 12/16/18	60+ YARD RUSHING PLAY	60, Anthony Levine, vs. Baltimore, 9/8/19
75t, Kalen Ballage, at Minnesota, 12/16/18	40+ YARD RUSHING PLAY	46t, Devin Singletary vs. Buffalo, 9/19/21
2, Myles Gaskin, vs. Carolina, 11/28/21	2+ RUSHING TOUCHDOWNS	2, Zach Moss, vs. Buffalo, 9/19/21
406, vs. Cincinnati, 12/22/19	400+ NET PASSING YARDS (TEAM)	437, at Tampa Bay, 10/10/21
354, at Jacksonville (London), 10/17/21	300+ NET PASSING YARDS (TEAM)	325, vs. Atlanta, 10/24/21
58, Tua Tagovailoa, at Buffalo, 1/3/21	50+ PASS ATTEMPTS	61, Jared Goff, vs. L.A. Rams, 11/1/20
43, Jacoby Brissett, vs. Houston, 11/7/21	40+ PASS ATTEMPTS	43, Lamar Jackson, 11/11/21
32, Tua Tagovailoa, vs. Atlanta, 10/24/21	30+ COMPLETIONS	30, Tom Brady, at Tampa Bay, 10/10/21
27, Tua Tagovailoa, vs. Carolina, 11/28/21	25+ COMPLETIONS	26, Lamar Jackson, 11/11/21
at N.Y. Jets, 11/21/21	NO SACKS ALLOWED	at Buffalo, 10/31/21
Has never happened	PERFECT PASSER RATING (158.3) (MIN. 20 ATTEMPTS)	158.3, Lamar Jackson, vs. Baltimore, 9/15/19
329, Tua Tagovailoa, at Jacksonville (London), 10/17/21	300+ YARD PASSER	336, Matt Ryan, vs. Atlanta, 10/24/21
Ryan Fitzpatrick, 315, vs. Seattle, 10/4/20 and 350, at San Francisco, 10/11/20	CONSECUTIVE 300+ YARD PASSING GAMES	Tom Brady, 411, at Tampa Bay, 10/10/21, Trevor Lawrence, 319, at Jacksonville (London), 10/17/21 and Matt Ryan, 336, vs. Atlanta, 10/24/21
4, Tua Tagovailoa, vs. Atlanta, 10/24/21	4+ TD PASSES	5, Tom Brady, at Tampa Bay, 10/10/21
4, Tua Tagovailoa, vs. Atlanta, 10/24/21	3+ TD PASSES	5, Tom Brady, at Tampa Bay, 10/10/21
15, Chris Chambers, vs. Buffalo, 12/4/05	15+ RECEPTIONS	15, Isaac Bruce, at St. Louis, 12/24/95
10, Jaylen Waddle, at Jacksonville (London), 10/17/21	10+ RECEPTIONS	10, Cole Beasley, at Buffalo, 10/31/21
253, Brian Hartline, at Arizona, 9/30/12	200-YARD RECEIVER	221, Eric Decker, vs. N.Y. Jets, 12/28/14
159, DeVante Parker, vs. Philadelphia, 12/1/19	150-YARD RECEIVER	163, Kyle Pitts, vs. Atlanta, 10/24/21
137, Jaylen Waddle, vs. Carolina, 11/28/21	100-YARD RECEIVER	103, DJ Moore, vs. Carolina, 11/28/21
Jarvis Landry (137) and DeVante Parker (106) at New England, 9/18/16	TWO 100-YARD RECEIVERS IN SAME GAME	Antonio Brown (124) and Mike Evans (113), at Tampa Bay, 10/10/21
DeVante Parker, 111, vs. Cincinnati, 12/22/19 and 137, at New England, 12/29/19	CONSECUTIVE 100-YARD RECEIVING GAMES	Elijah Moore, 141, at N. Y. Jets, 11/21/21 and DJ Moore, 103, vs. Carolina, 11/28/21
Jaylen Waddle, 119 (first half), vs. Carolina, 11/28/21	100 YARDS RECEIVING IN A HALF	Gabriel Davis, 107 (second half), at Buffalo, 1/3/21
Has never happened	90+ YARD PASSING PLAY	99t, Tom Brady to Wes Welker, vs. New England, 9/12/11
80, Ryan Tannehill to Brian Hartline, at Arizona, 9/30/12	80+ YARD PASSING PLAY	85t, Derek Carr to Nelson Agholor, at Las Vegas, 12/26/20
64t, Tua Tagovailoa to Mack Hollins, at N.Y. Jets, 11/21/21	60+ YARD PASSING PLAY	64, Cam Newton to DJ Moore, vs. Carolina, 11/28/21



THE LAST TIME IT HAPPENED

THE LAST TIME (OFFENSE)		
BY DOLPHINS		BY OPPONENT
57, Tua Tagovailoa to Jaylen Waddle, vs. Carolina, 11/28/21	50+ YARD PASSING PLAY	64, Cam Newton to DJ Moore, vs. Carolina, 11/28/21
57, Tua Tagovailoa to Jaylen Waddle, vs. Carolina, 11/28/21	40+ YARD PASSING PLAY	64, Cam Newton to DJ Moore, vs. Carolina, 11/28/21
3, Lamar Thomas, vs. Denver, 12/21/98	3+ TD RECEPTIONS	3, Danny Woodhead, at San Diego, 12/20/15
2, Jaylen Waddle, at Jacksonville (London), 10/17/21	2+ TD RECEPTIONS	2, Antonio Brown, at Tampa Bay, 10/10/21 2, Mike Evans, at Tampa Bay, 10/10/21
Myles Gaskin (25 rushing and 74 receiving), at Tampa Bay, 10/10/21	LED TEAM IN RUSHING & RECEIVING IN SAME GAME	James Robinson (46 rushing and 83 receiving), at Jacksonville, 9/24/20
Frank Gore (101 rushing) and Albert Wilson (155 receiving) vs. Chicago, 10/14/18	100-YARD RUSHER & 100-YARD RECEIVER IN SAME GAME	Kyler Murray (106 rushing) and Christian Kirk (123 receiving) at Arizona, 11/8/20
Brock Osweiler (380 passing), Frank Gore (101 rushing) and Albert Wilson (155 receiving) vs. Chicago, 10/14/18	100-YARD RUSHER, 100-YARD RECEIVER & 300-YARD PASSER IN SAME GAME	Baker Mayfield (327 passing), Nick Chubb (106 rushing) and Jarvis Landry (148 receiving) at Cleveland, 11/24/19
Kenyan Drake (1 rushing, 1 receiving), at Indianapolis, 11/25/18	1+ RUSHING TD & 1+ RECEIVING TD IN SAME GAME	Tyreek Hill (1 rushing, 1 receiving), vs. Kansas City, 12/13/20
Tua Tagovailoa (1 passing, 1 rushing), at New England, 9/12/21	1+ PASSING TD & 1+ RUSHING TD IN SAME GAME	Josh Allen (2 passing, 1 rushing), at Buffalo, 10/31/21
vs. Baltimore, 11/11/21	NO TURNOVERS	at Buffalo, 10/31/21
at N.Y. Jets, 11/21/21	TD SCORED ON FIRST DRIVE	at Tampa Bay, 10/10/21
T. Tagovailoa to M. Gesicki, at Buffalo, 10/31/21	SUCCESSFUL 2-POINT CONVERSION	Andy Dalton to Tyler Eifert, vs. Cincinnati, 12/22/19 and Andy Dalton run, vs. Cincinnati, 12/22/19
vs. Baltimore, 11/11/21	FAILED 2-POINT CONVERSION	at Buffalo, 10/31/21

THE LAST TIME (DEFENSE)		
BY DOLPHINS		BY OPPONENT
76, vs. Buffalo, 10/21/73	HELD OPPONENT UNDER 100 YARDS OF TOTAL OFFENSE	88, at New England, 10/12/80
118, vs. Buffalo, 9/21/03	HELD OPPONENT UNDER 150 YARDS OF TOTAL OFFENSE	145, vs. L.A. Rams, 11/1/20
198, vs. Carolina, 11/28/21	HELD OPPONENT UNDER 200 YARDS OF TOTAL OFFENSE	145, vs. L.A. Rams, 11/1/20
198, vs. Carolina, 11/28/21	HELD OPPONENT UNDER 300 YARDS OF TOTAL OFFENSE	262, vs. Houston, 11/7/21
25, vs. New England, 12/11/17	HELD OPPONENT UNDER 30 YARDS RUSHING	23, vs. Buffalo, 11/17/19
40, vs. Cincinnati, 12/6/20	HELD OPPONENT UNDER 50 YARDS RUSHING	47, vs. Houston, 11/7/21
64, vs. Carolina, 11/28/21	HELD OPPONENT UNDER 75 YARDS RUSHING	60, vs. Baltimore, 11/11/21



THE LAST TIME IT HAPPENED

THE LAST TIME (DEFENSE)

BY DOLPHINS		BY OPPONENT
64, vs. Carolina, 11/28/21	HELD OPPONENT UNDER 100 YARDS RUSHING	60, vs. Baltimore, 11/11/21
49, at N.Y. Jets, 12/1/14	HELD OPPONENT UNDER 100 YARDS NET PASSING	90, vs. L.A. Rams, 11/1/20
134, vs. Carolina, 11/28/21	HELD OPPONENT UNDER 150 YARDS NET PASSING	145, vs. Buffalo, 9/19/21
Louis Delmas (81) and Brent Grimes (22), at Jacksonville, 10/26/14	2+ INTERCEPTION RETURNS FOR TOUCHDOWNS BY TEAM IN SAME GAME	Stephon Gilmore (54) and Jamie Collins Sr. (69), vs. New England, 9/15/19
85t, Elandon Roberts, at Las Vegas, 9/26/21	INTERCEPTION RETURN FOR A TD	16t, Josh Norman, at Buffalo, 1/3/21
3, Sam Madison, vs. Tennessee, 11/7/99	3+ INTERCEPTIONS	3, Nate Clements, at Buffalo, 10/20/02
2, Xavien Howard, vs. Buffalo, 12/2/18	2+ INTERCEPTIONS	2, Dean Marlowe, at Buffalo, 1/3/21
8, at Arizona, 9/30/12	7+ SACKS BY TEAM	7, vs. Buffalo, 11/17/19
6, vs. Cincinnati, 12/6/20	6+ SACKS BY TEAM	6, vs. Buffalo, 9/19/21
5, vs. Carolina, 11/28/21	5+ SACKS BY TEAM	6, vs. Buffalo, 9/19/21
4, Cameron Wake, at Tennessee, 10/18/15	4+ SACKS	Has never happened
3, Jaelan Phillips, vs. Carolina, 11/28/21	3+ SACKS	3.5, Elvis Dumervil, vs. Baltimore, 12/7/14
3, Jaelan Phillips, vs. Carolina, 11/28/21	2+ SACKS	2, Kemoko Turay, vs. Indianapolis, 10/3/21
49t, Xavien Howard, vs. Baltimore, 11/11/21	FUMBLE RECOVERED FOR TOUCHDOWN	19t, Sam Hubbard, at Cincinnati, 10/7/18

THE LAST TIME (SPECIAL TEAMS)

BY DOLPHINS		BY OPPONENT
101t, Jakeem Grant, vs. Buffalo, 11/17/19	KICKOFF RETURN FOR A TD	45t, Micah Hyde at Buffalo, 10/20/19
94t, Mercury Morris, at New England, 12/5/71	KICKOFF RETURN FOR A TD ON OPENING KICKOFF	101t, Jacoby Ford, at Oakland, 11/28/10
101t, Jakeem Grant, vs. Buffalo, 11/17/19	50+ YARD KICKOFF RETURN	78, Vyncint Smith, vs. N.Y. Jets, 11/3/19
88t, Jakeem Grant, vs. L.A. Rams, 11/1/20	PUNT RETURN FOR A TD	84t, Isaiah McKenzie, at Buffalo, 1/3/21
88t, Jakeem Grant, vs. L.A. Rams, 11/1/20	50+ YARD PUNT RETURN	84t, Isaiah McKenzie, at Buffalo, 1/3/21
Justin Coleman, vs. Carolina, 11/28/21	BLOCKED PUNT RECOVERED FOR A TD	Chris Burkett, vs. N.Y. Jets, 9/29/91
Duke Riley, vs. Carolina, 11/28/21	BLOCKED PUNT	Albert McClellan, vs. New England, 12/9/18
Walt Aikens return of blocked PAT, vs. Arizona, 12/11/16	DEFENSIVE 2-POINT CONVERSION ON PAT	Has never happened
Jordan Phillips, vs. Arizona, 12/11/16	BLOCKED PAT	Donald Penn, vs. Tampa Bay, 11/15/09
Jason Sanders, vs. Carolina, 11/28/21	MISSED (NOT BLOCKED) PAT	Daniel Carlson, at Las Vegas, 9/26/21
Vincent Taylor, at Cincinnati, 10/7/18	BLOCKED FIELD GOAL	Adetokunbo Ogundeji, vs. Atlanta, 10/24/21
47t, Curtis Johnson, vs. Green Bay, 12/19/71	BLOCKED FIELD GOAL RETURNED FOR TD	62t, Kyle Arrington, vs. New England, 12/14/14
8, Jason Sanders, at N.Y. Jets, 12/8/19	6+ FIELD GOALS ATTEMPTED	6, Harrison Butker, at Kansas City, 12/24/17
5, Jason Sanders, at San Francisco, 10/11/20	5+ FIELD GOALS ATTEMPTED	6, Harrison Butker, at Kansas City, 12/24/17



THE LAST TIME IT HAPPENED

THE LAST TIME (SPECIAL TEAMS)		
BY DOLPHINS		BY OPPONENT
4, Jason Sanders, at Las Vegas, 12/26/20	4+ FIELD GOALS ATTEMPTED	4, Daniel Carlson, at Las Vegas, 12/26/20
3, Jason Sanders, vs. Baltimore, 11/11/21	3+ FIELD GOALS ATTEMPTED	3, Matt Ammendola, at N.Y. Jets, 11/21/21
7, Jason Sanders, at N.Y. Jets, 12/8/19	6+ FIELD GOALS MADE	Never happened
5, Jason Sanders, vs. Seattle, 10/4/20	5+ FIELD GOALS MADE	5, Harris Butker, at Kansas City, 12/24/17
4, Jason Sanders, at Las Vegas, 12/26/20	4+ FIELD GOALS MADE	4, Daniel Carlson, at Las Vegas, 12/26/20
3, Jason Sanders, vs. Baltimore, 11/11/21	3+ FIELD GOALS MADE	3, Ka'imi Fairbairn, vs. Houston, 11/7/21
vs. Buffalo, 11/17/19	SUCCESSFUL ONSIDE KICK	vs. Cincinnati, 12/22/19
at Buffalo, 1/3/21	FAILED ONSIDE KICK ATTEMPT	at N.Y. Jets, 12/8/19





GAME SUMMARIES & GAME BOOK



2021 GAME RECAPS

WEEK 1

SEPT. 12, 2021 | FOXBORO, MASS.
GILLETTE STADIUM
ATTENDANCE: 65,878 | TV: CBS

MIAMI 17	NEW ENGLAND 16
----------	----------------

SCORING SUMMARY					
	1	2	3	4	F
Miami	7	3	7	0	17
New England	0	10	3	3	16

The Miami Dolphins came into Foxboro and pulled out a thrilling 17-16 win over their AFC East rival New England Patriots in the 2021 season opener. This was the Dolphins' first season opening victory since 2018 and they now lead the all-time series against the Patriots, 58-54.

The Dolphins started fast on their opening drive going the length of the field on 10 plays for 80-yards, capped off by a three-yard touchdown run by quarterback Tua Tagovailoa.

New England answered with 10 points before kicker Jason Sanders connected on a 48-yard field goal in the closing seconds of the half to tie things up 10-10.

The Dolphins continued their fast start on opening drives in the second half with rookie wide receiver Jaylen Waddle catching his first NFL touchdown on a three-yard pass from Tagovailoa, pushing the Dolphins lead to 17-10. Waddle ended his first career game with four catches for 61 yards and the one score.

After two made field goals by the Patriots, the Dolphins red zone defense came up big with a forced fumble and recovery by cornerback Xavier Howard to preserve the victory.

Offensively, Tagovailoa went 16-of-27 passing for 202 yards with two total touchdowns (one passing and one rushing) and one interception. wide receiver DeVante Parker led all receivers with four catches for 81 yards.

Defensively, Miami forced two turnovers, extending their turnover streak to 23 games – the longest active streak in the NFL. Linebacker Jerome Baker led all players with 12 total tackles (eight solo).

SCORING DRIVES						
TEAM	QTR	TIME	PLAY (EXTRA POINT)	(DRIVE INFO)	MIA	NE
Dolphins	1	5:29	T.Tagovailoa 3 yd. run (J.Sanders kick) (10-80, 5:05)		7	0
Patriots	2	10:17	N.Folk 27 yd. Field Goal (14-65, 6:56)		7	3
Patriots	2	2:30	N.Agholor 7 yd. pass from M.Jones (N.Folk kick) (7-63, 3:36)		7	10
Dolphins	2	0:00	J.Sanders 48 yd. Field Goal (8-45, 2:30)		10	10
Dolphins	3	10:51	J.Waddle 3 yd. pass from T.Tagovailoa (J.Sanders kick) (9-75, 4:09)		17	10
Patriots	3	2:50	N.Folk 42 yd. Field Goal (14-67, 8:01)		17	13
Patriots	4	10:36	N.Folk 33 yd. Field Goal (14-57, 5:37)		17	16

GAME STATISTICS

RUSHING (Att-Yds-TD):

Miami: M. Gaskin 9-49, M. Brown 5-16, S. Ahmed 3-4, J. Brissett 2-4, T. Tagovailoa 4-1-1.

New England: D. Harris 23-100, J. White 4-12, J. Smith 1-6, B. Bolden 1-5, R. Stevenson 1-2.

PASSING (A-C-Y-TD-I):

Miami: T. Tagovailoa 27-16-202-1-1.

New England: M. Jones 39-29-281-1-0.

RECEIVING (Rec-Yds-TD):

Miami: M. Gaskin 5-27, D. Parker 4-81, J. Waddle 4-61-1, S. Ahmed 2-24, D. Smythe 1-9.

New England: J. White 6-49, J. Meyers 6-44, N. Agholor 5-72-1, J. Smith 5-42, H. Henry 3-31, D. Harris 2-17, K. Bourne 1-17, R. Stevenson 1-9.

SACKS (Sk-Yds):

Miami: Team 1-13.

New England: K. Van Noy 1-10, J. Uche 1-7.

INTERCEPTIONS (Int-Yds):

Miami: None.

New England: J. Jones 1-0.

FORCED FUMBLES:

Miami: X. Howard 1, By: Jones 1, E. Rowe 1.

New England: None.

FUMBLE RECOVERIES (No-Yds):

Miami: X. Howard 1-0, Z. Sieler 1-0.

New England: None.

TEAM STATS	MIA	NE
TOTAL FIRST DOWNS	16	24
By Rushing	7	8
By Passing	9	14
By Penalty	0	2
THIRD DOWN EFFICIENCY	4-11-36.4%	11-16-68.8%
FOURTH DOWN EFFICIENCY	0-0-0.0%	0-0-0.0%
TOTAL NET YARDS	259	393
Total Offensive Plays	52	70
Average gain per offensive play	5.0	5.6
NET YARDS RUSHING	74	125
Total Rushing Plays	23	30
Average gain per rushing play	3.2	4.2
NET YARDS PASSING	185	268
Sacks-Yards	2-17	1-13
Gross yards passing	202	281
ATTEMPTS-COMPLETIONS-INTS	27-16-1	39-29-0
Avg. gain per pass play	6.4	6.7
PUNTS NUMBER AND AVG.	4-45.0	2-49.5
Net Punting Average	35.0	30.5
TOTAL RETURN YARDAGE	18	20
No. and Yards Punt Returns	1-18	3-20
No. and Yards Kickoff Returns	0-0	2-40
No. and Yards Int. Returns	0-0	1-0
PENALTIES Number and Yards	5-28	8-84
FUMBLES Number and Lost	0-0	4-2
RED ZONE EFFICIENCY	2-2-100%	1-4-25%
GOAL TO GO EFFICIENCY	1-1-100%	1-1-100%
TIME OF POSSESSION	23:17	36:43



2021 GAME RECAPS

WEEK 2

SEPT. 19, 2021 | MIAMI GARDENS, FLA.
HARD ROCK STADIUM
ATTENDANCE: 65,040 | TV: CBS

BUFFALO 35	MIAMI 0
-------------------	----------------

SCORING SUMMARY					
	1	2	3	4	F
Buffalo	14	0	7	14	35
Miami	0	0	0	0	0

The Miami Dolphins lost their home opener against AFC East rival Buffalo Bills 35-0 at Hard Rock Stadium. Miami struggled early with quarterback Tua Tagovailoa leaving the game on the team's second possession with a rib injury. Quarterback Jacoby Brissett replaced the injured Tagovailoa and went 24-of-40 passing for 154 yards and one interception.

After a touchdown by Buffalo on their second possession, the Dolphins were able to extend their NFL-leading takeaway streak to 24 games after a forced fumble by linebacker Jerome Baker which was recovered by rookie safety Jevon Holland for his first NFL fumble recovery. In addition, cornerback Xavier Howard came up with an interception in the second quarter for his 23rd career interception.

The Miami Dolphins had 216 total yards compared to the 314 total yards by the Buffalo Bills. The Dolphins also finished with 13 first downs.

SCORING DRIVES					
TEAM	QTR	TIME	PLAY (EXTRA POINT) (DRIVE INFO)	BUF	MIA
Bills	1	12:33	D.Singletary 46 yd. run (T.Bass kick) (2-46, 0:12)	7	0
Bills	1	7:02	S.Diggs 5 yd. pass from J.Allen (T.Bass kick) (7-52, 3:39)	14	0
Bills	3	11:48	D.Knox 8 yd. pass from J.Allen (T.Bass kick) (8-75, 3:12)	21	0
Bills	4	13:38	Z.Moss 7 yd. run (T.Bass kick) (11-41, 5:21)	28	0
Bills	4	7:45	Z.Moss 1 yd. run (T.Bass kick) (8-62, 4:13)	35	0

GAME STATISTICS

RUSHING (Att-Yds-TD):

Buffalo: D. Singletary 13-82-1, J. Allen 5-35, Z. Moss 8-26-2, R. Gilliam 2-2, M. Trubisky 2(-2).
Miami: M. Gaskin 5-25, M. Brown 5-21, S. Ahmed 6-17, J. Brissett 4-8.

PASSING (A-C-Y-TD-I):

Buffalo: J. Allen 33-17-179-2-1.
Miami: J. Brissett 40-24-169-0-1, T. Tagovailoa 4-1-13-0-0.

RECEIVING (Rec-Yds-TD):

Buffalo: S. Diggs 4-60-1, C. Beasley 4-36, E. Sanders 2-48, D. Knox 2-17-1, D. Singletary 2-9, Z. Moss 2-8, I. McKenzie 1-1.
Miami: J. Waddle 6-48, D. Parker 5-42, M. Gaskin 4-21, A. Wilson 4-20, M. Gesicki 3-41, C. Carter 1-8, P. Williams 1-2.

SACKS (Sk-Yds):

Buffalo: G. Rousseau 2-5, J. Zimmer 1-10, M. Milano 1-9, T. Johnson 1-7, M. Hyde 1-6.
Miami: E. Ogbah 0.5-4, A. Van Ginkel 0.5-4.

INTERCEPTIONS (Int-Yds):

Buffalo: L. Wallace 1-14.
Miami: X. Howard 1-1.

FORCED FUMBLES:

Buffalo: T. Johnson 1, D. Knox 1.
Miami: J. Baker 1, A. Van Ginkel 1.

FUMBLE RECOVERIES (No-Yds):

Buffalo: T. Jones 1-0, M. Milano 1-0.
Miami: Br. Jones 1-3.

TEAM STATS	BUF	MIA
TOTAL FIRST DOWNS	21	13
By Rushing	10	2
By Passing	8	9
By Penalty	3	2
THIRD DOWN EFFICIENCY	7-13-53.8%	8-18-44.4%
FOURTH DOWN EFFICIENCY	1-1-100.0%	0-4-0.0%
TOTAL NET YARDS	314	216
Total Offensive Plays	64	70
Average gain per offensive play	4.9	3.1
NET YARDS RUSHING	143	71
Total Rushing Plays	30	20
Average gain per rushing play	4.8	3.6
NET YARDS PASSING	171	145
Sacks-Yards	1-8	6-37
Gross yards passing	179	182
ATTEMPTS-COMPLETIONS-INTS	33-17-1	44-25-1
Avg. gain per pass play	5.0	2.9
PUNTS NUMBER AND AVG.	4-46.0	5-44.4
Net Punting Average	35.0	30.5
TOTAL RETURN YARDAGE	40.8	37.8
No. and Yards Punt Returns	47	2
No. and Yards Kickoff Returns	2-33	2-1
No. and Yards Int. Returns	0-0	1-31
PENALTIES Number and Yards	1-14	1-1
FUMBLES Number and Lost	0-0	4-2
RED ZONE EFFICIENCY	4-4-100%	0-3-0%
GOAL TO GO EFFICIENCY	4-4-100%	0-0-0%
TIME OF POSSESSION	28:26	31:34



2021 GAME RECAPS

WEEK 3

SEPT. 26, 2021 | LAS VEGAS, NEV.
ALLEGiant STADIUM
ATTENDANCE: 59,311 | TV: CBS

MIAMI 28	LAS VEGAS 31 (OT)
----------	-------------------

The Miami Dolphins fell to the Las Vegas Raiders, 31-28, in a hard-fought overtime contest.

The Dolphins defense started strong in the first quarter, as the unit prevented the Raiders offense from finding a rhythm and created another takeaway with an interception by linebacker Elandon Roberts that was returned for an 85-yard touchdown. That interception extended the Dolphins defensive takeaway streak to 25 games and was the first pick-six for the Dolphins since Week 17 of the 2019 season.

After a fourth-down defensive stop, the Dolphins offense was able to put points on the board when running back Malcolm Brown ran for a 24-yard first quarter touchdown, which extended the lead to 14-0.

However, the Raiders scored 25 unanswered points until the Dolphins answered with a 46-yard field goal by kicker Jason Sanders in the fourth quarter with 5:17 remaining which brought the score to 25-17.

On fourth-and-8 and down by eight points in regulation, quarterback Jacoby Brissett converted on a pass to wide receiver Devante Parker to extend the drive. Brissett later found the end zone, punching it in on a fourth-and-goal run. On the next play, Brissett converted on a two-point conversion pass to wide receiver Will Fuller to tie the game at 25 at the end of regulation.

In the first possession of overtime, the Dolphins defense held the Raiders to a field goal. The Dolphins offense received the ball with 6:28 remaining in overtime the Dolphins and needed a field goal to extend or a touchdown to win the game.

Kicker Jason Sanders converted on a 50-yard field goal to tie the game at 28-28. Unfortunately, the Dolphins were unable to finish the comeback as Las Vegas converted on a field goal with no time remaining in overtime to seal a 31-28 Raiders win.

On the day, Brissett completed 32-of-49 passes for 215 yards and ran for 37 yards and one rushing touchdown. Tight end Mike Gesicki (10 catches for 86 yards) and rookie wide receiver Jaylen Waddle (12 catches for 58 yards) both had 10-plus receptions, marking the first time in franchise history two players had double-digit receptions in the same game.

SCORING SUMMARY						
	1	2	3	4	OT	F
Miami	14	0	0	11	3	28
Las Vegas	2	10	7	6	6	31

SCORING DRIVES						
TEAM	QTR	TIME	PLAY (EXTRA POINT)	(DRIVE INFO)	MIA	LV
Dolphins	1	6:34	E.Roberts 85 yd. interception return	(J.Sanders kick)	7	0
Dolphins	1	3:07	M.Brown 24 yd. run	(J.Sanders kick) (4-34, 1:42)	14	0
Raiders	1	0:32	J.Waddle tackled in end zone by C.Hayward for a Safety		14	2
Raiders	2	11:36	D.Carson 50 yd. Field Goal	(9-31, 3:56)	14	5
Raiders	2	1:56	A.Ingold 1 yd. pass from D.Carr	(D.Carson kick) (10-95, 4:24)	14	12
Raiders	3	7:17	H.Renfrow 12 yd. pass from D.Carr	(D.Carson kick) (9-72, 5:16)	14	19
Raiders	4	13:47	P.Barber 1 yd. run	(kick failed, wr) (11-84, 6:05)	14	25
Dolphins	4	8:30	J.Sanders 46 yd. Field Goal	(11-47, 5:17)	17	25
Dolphins	4	0:02	J.Brissett 1 yd. run	(J.Brissett-W.Fuller pass) (13-82, 3:20)	25	25
Raiders	5	6:27	D.Carson 38 yd. Field Goal	(8-55, 3:33)	25	28
Dolphins	5	2:49	J.Sanders 50 yd. Field Goal	(11-43, 3:38)	28	28
Raiders	5	0:00	D.Carson 22 yd. Field Goal	(8-72, 2:49)	28	31

GAME STATISTICS

RUSHING (Att-Yds-TD):

Miami: M. Gaskin 13-65, J. Brissett 7-37-1, M. Brown 7-31-1.
Las Vegas: P. Barber 23-111-1, K. Drake 8-24, H. Ruggs 1-7, A. Ingold 1-0, D. Carr 2-(-2).

PASSING (A-C-Y-TD-I):

Miami: J. Brissett 49-32-215-0-0.
Las Vegas: D. Carr 43-26-386-2-1.

RECEIVING (Rec-Yds-TD):

Miami: J. Waddle 12-58, M. Gesicki 10-86, D. Parker 4-42, W. Fuller 3-20, M. Gaskin 3-9.
Las Vegas: H. Renfrow 5-77-1, D. Waller 5-54, H. Ruggs 4-78, B. Edwards 3-89, K. Drake 3-33, P. Barber 3-31, Z. Jones 1-15, F. Moreau 1-8, A. Ingold 1-1-1.

SACKS (Sk-Yds):

Miami: Br. Jones 2-22, C. Wilkins 1-7.
Las Vegas: Q. Jefferson 1-5, S. Thomas 0.5-6.5, C. Nassib 0.5-6.5.

INTERCEPTIONS (Int-Yds):

Miami: E. Roberts 1-85-1.
Las Vegas: None.

FORCED FUMBLES:

Miami: E. Roberts 1.
Las Vegas: S. Thomas 1.

FUMBLE RECOVERIES (No-Yds):

Miami: None.
Las Vegas: None.

TEAM STATS	MIA	LV
TOTAL FIRST DOWNS	22	28
By Rushing	5	7
By Passing	13	18
By Penalty	4	3
THIRD DOWN EFFICIENCY	6-18-33.3%	8-15-53.3%
FOURTH DOWN EFFICIENCY	3-4-75.0%	0-1-0.0%
TOTAL NET YARDS	330	497
Total Offensive Plays	78	81
Average gain per offensive play	4.2	6.1
NET YARDS RUSHING	133	140
Total Rushing Plays	27	35
Average gain per rushing play	4.9	4.0
NET YARDS PASSING	197	357
Sacks-Yards	2-18	3-29
Gross yards passing	215	386
ATTEMPTS-COMPLETIONS-INTS	49-32-0	43-26-1
Avg. gain per pass play	3.9	7.8
PUNTS NUMBER AND AVG.	4-38.8	4-54.0
Net Punting Average	36.5	47.3
TOTAL RETURN YARDAGE	112	9
No. and Yards Punt Returns	3-27	2-9
No. and Yards Kickoff Returns	1-15	1-15
No. and Yards Int. Returns	1-85	0-0
PENALTIES Number and Yards	8-68	8-104
FUMBLES Number and Lost	2-0	2-0
RED ZONE EFFICIENCY	1-1-100%	3-4-75%
GOAL TO GO EFFICIENCY	1-1-100%	2-3-67%
TIME OF POSSESSION	31:13	38:47



2021 GAME RECAPS

WEEK 4

OCT. 3, 2021 | MIAMI GARDENS, FLA.
HARD ROCK STADIUM
ATTENDANCE: 64,571 | TV: CBS

INDIANAPOLIS 27

MIAMI 17

SCORING SUMMARY

	1	2	3	4	F
Indianapolis	0	7	10	10	27
Miami	3	0	0	14	17

SCORING DRIVES

TEAM	QTR	TIME	PLAY (EXTRA POINT) (DRIVE INFO)	IND	MIA
Dolphins	1	9:54	J.Sanders 38 yd. Field Goal (4-7, 1:18)	0	3
Colts	2	2:47	J.Taylor 23 yd. run (R.Blankenship kick) (10-80, 5:14)	7	3
Colts	3	8:29	M.Alie-Cox 3 yd. pass from C.Wentz (R.Blankenship kick) (11-84, 6:31)	14	3
Colts	3	0:54	R.Blankenship 34 yd. Field Goal (4-2, 2:59)	17	3
Colts	4	13:17	R.Blankenship 43 yd. Field Goal (4-5, 1:30)	20	3
Dolphins	4	10:40	M.Gesicki 1 yd. pass from J.Brissett (J.Sanders kick) (8-75, 2:37)	20	10
Colts	4	6:15	M.Alie-Cox 11 yd. pass from C.Wentz (R.Blankenship kick) (8-60, 4:25)	27	10
Dolphins	4	4:24	D.Parker 3 yd. pass from J.Brissett (J.Sanders kick) (6-75, 1:51)	27	17

The Miami Dolphins hosted the Indianapolis Colts in a Week 4 showdown at Hard Rock Stadium. The game was a part of a Celebration of Life for Don Shula as former players, coaches and fans honored the memory of the Dolphins' legendary coach.

Miami started fast with special teams extending the team's NFL longest takeaway streak to 26 games after a muffed punt was recovered by long snapper Blake Ferguson. After the takeaway, the Dolphins scored the first points of the game with a 38-yard field goal by kicker Jason Sanders giving the Dolphins a 3-0 lead after the 1st quarter.

In the second quarter, the Dolphins gave up a rushing touchdown and went into halftime trailing the Colts 7-3. The Dolphins had two costly turnovers in the second half which made it difficult to gain momentum and led to the Colts extending their lead to 20-3. The first one on a muffed punt by wide receiver Jakeem Grant Sr. and the other on a fumble by quarterback Jacoby Brissett.

The Dolphins' first red zone appearance did not come until the fourth quarter. Miami made that appearance count, scoring a touchdown from a one-yard pass from Brissett to tight end Mike Gesicki, trimming the lead to 20-10. The Dolphins scored once more in the fourth quarter on a three-yard touchdown reception by wide receiver DeVante Parker from Brissett.

On the day, Brissett completed 20-of-30 passes for 199 yards and two touchdowns. Parker led all receivers with 77 yards.

GAME STATISTICS

RUSHING (Att-Yds-TD):

Indianapolis: J. Taylor 16-103-1, M. Mack 10-22, C. Wentz 5-8, N. Hines 2-6.
Miami: M. Brown 8-23, J. Brissett 3-8, M. Gaskin 2-3, S. Ahmed 3-1.

PASSING (A-C-Y-TD-I):

Indianapolis: C. Wentz 32-24-228-2-0.
Miami: J. Brissett 30-20-199-2-0.

RECEIVING (Rec-Yds-TD):

Indianapolis: M. Pittman 6-59, Z. Pascal 4-44, M. Alie-Cox 3-42-2, J. Taylor 3-11, P. Campbell 2-22, N. Hines 2-5, J. Doyle 1-24, A. Dulin 1-17, K. Granson 1-3, M. Mack 1-1.
Miami: M. Gesicki 5-57-1, D. Parker 4-77-1, J. Waddle 3-33, S. Ahmed 2-12, D. Smythe 2-6, A. Wilson 1-11, W. Fuller 1-6, M. Brown 1-4, J. Grant 1(-)-7.

SACKS (Sk-Yds):

Indianapolis: K. Turay 2-14, G. Stewart 1-17.
Miami: E. Ogbah 1-9, J. Phillips 0.5-4.5, S. Eguavoen 0.5-4.5.

INTERCEPTIONS (Int-Yds):

Indianapolis: None.
Miami: None.

FORCED FUMBLES:

Indianapolis: G. Stewart 1.
Miami: None.

FUMBLE RECOVERIES (No-Yds):

Indianapolis: D. Leonard 1-8, A. Dulin 1-0.
Miami: B. Ferguson 1-0.

TEAM STATS

	IND	MIA
TOTAL FIRST DOWNS	20	13
By Rushing	9	2
By Passing	9	10
By Penalty	2	1
THIRD DOWN EFFICIENCY	6-15-40.0%	3-11-27.3%
FOURTH DOWN EFFICIENCY	1-1-100.0%	2-2-100.0%
TOTAL NET YARDS	349	203
Total Offensive Plays	67	49
Average gain per offensive play	5.2	4.1
NET YARDS RUSHING	139	35
Total Rushing Plays	33	16
Average gain per rushing play	4.2	2.2
NET YARDS PASSING	210	168
Sacks-Yards	2-18	3-31
Gross yards passing	228	199
ATTEMPTS-COMPLETIONS-INTS	32-24-0	30-20-0
Avg. gain per pass play	6.2	5.1
PUNTS NUMBER AND AVG.	4-50.0	5-47.8
Net Punting Average	46.8	44.0
TOTAL RETURN YARDAGE	-1	13
No. and Yards Punt Returns	2-1	3-13
No. and Yards Kickoff Returns	2-44	0-0
No. and Yards Int. Returns	0-0	0-0
PENALTIES Number and Yards	8-86	5-32
FUMBLES Number and Lost	1-1	3-2
RED ZONE EFFICIENCY	2-4-50%	2-2-100%
GOAL TO GO EFFICIENCY	2-3-67%	1-1-100%
TIME OF POSSESSION	37:09	22:51



2021 GAME RECAPS

WEEK 5

OCT. 10, 2021 | TAMPA, FLA.
RAYMOND JAMES STADIUM
ATTENDANCE: 65,570 | TV: CBS

MIAMI 17	TAMPA BAY 45
----------	--------------

SCORING SUMMARY					
	1	2	3	4	F
Miami	10	0	7	0	17
Tampa Bay	7	17	0	21	45

The first of two road games for the Miami Dolphins against Florida opponents began at Raymond James Stadium in Tampa with an in-state showdown with the Super Bowl champion Tampa Bay Buccaneers. Miami was on the losing end of the contest, falling 45-17, dropping their record to 1-4 on the season.

The Dolphins started off the game scoring points on their first two possessions. The first on a 23-yard field goal by kicker Jason Sanders followed by a 24-yard touchdown reception by running back Myles Gaskin. As a result, the Dolphins closed the first quarter with a 10-7 lead.

Tampa Bay responded by scoring 17 unanswered points in the second quarter and they never looked back en route to the victory.

On the day, quarterback Jacoby Brissett completed 27-of-39 passes for 275 yards two touchdowns and one interception. Gaskin had 99-all-purpose yards with 10 receptions and two touchdowns. His 10 receptions tied a team record for most receptions by a Dolphins player whose primary position was running back.

The Dolphins 26 game takeaway streak was snapped as the team failed to create a turnover in this game. Linebacker Jerome Baker led all Dolphins defenders with seven combined tackles (six solo tackles including one sack). Linebacker Jaelan Phillips also recorded the first full sack of his career on Buccaneers quarterback Tom Brady in the third quarter.

SCORING DRIVES						
TEAM	QTR	TIME	PLAY (EXTRA POINT)	(DRIVE INFO)	MIA	TB
Dolphins	1	11:17	J.Sanders 23 yd. Field Goal	(8-70, 3:43)	3	0
Bucs	1	7:04	G.Bernard 10 yd. pass from T.Brady	(R.Succop kick) (8-80, 4:13)	3	7
Dolphins	1	3:16	M.Gaskin 24 yd. pass from J.Brissett	(J.Sanders kick) (8-75, 3:48)	10	7
Bucs	2	14:06	R.Succop 42 yd. Field Goal	(10-51, 4:10)	10	10
Bucs	2	11:01	A.Brown 62 yd. pass from T.Brady	(R.Succop kick) (3-70, 1:34)	10	17
Bucs	2	1:48	A.Brown 4 yd. pass from T.Brady	(R.Succop kick) (13-77, 6:19)	10	24
Dolphins	3	6:56	M.Gaskin 1 yd. pass from J.Brissett	(J.Sanders kick) (11-87, 5:52)	17	24
Bucs	4	14:57	L.Fournette 5 yd. run	(R.Succop kick) (13-75, 6:59)	17	31
Bucs	4	11:49	M.Evans 34 yd. pass from T.Brady	(R.Succop kick) (4-61, 2:10)	17	38
Bucs	4	8:57	M.Evans 22 yd. pass from T.Brady	(R.Succop kick) (3-41, 1:50)	17	45

GAME STATISTICS

RUSHING (Att-Yds-TD):

Miami: M. Gaskin 5-25, P. Williams 1-7, S. Ahmed 2-5, J. Waddle 1-2.
Tampa Bay: L. Fournette 12-67-1, R. Jones 5-21, G. Bernard 4-21, T. Brady 1-13, B. Gabbert 3-(-1).

PASSING (A-C-Y-TD-I):

Miami: J. Brissett 39-27-275-2-1.
Tampa Bay: T. Brady 41-30-411-5-0, B. Gabbert 3-3-41-0-0.

RECEIVING (Rec-Yds-TD):

Miami: M. Gaskin 10-74-2, M. Gesicki 4-43, P. Williams 3-60, J. Waddle 2-31, D. Smythe 2-23, S. Ahmed 2-16, A. Shaheen 2-15, M. Hollins 1-10, I. Ford 1-3.
Tampa Bay: A. Brown 7-124-2, C. Godwin 7-70, M. Evans 6-113-2, L. Fournette 4-43, T. Johnson 3-42, O. Howard 2-19, G. Bernard 2-14-1, R. Jones 1-15, C. Brate 1-12.

SACKS (Sk-Yds):

Miami: J. Baker 1-10, J. Phillips 1-5.
Tampa Bay: S. Barrett 1.5-9, L. David 1-0, V. Vea 0.5-4.

INTERCEPTIONS (Int-Yds):

Miami: None.
Tampa Bay: J. Dean 1-6.

FORCED FUMBLES:

Miami: None.
Tampa Bay: S. Barrett 1.

FUMBLE RECOVERIES (No-Yds):

Miami: None.
Tampa Bay: N. Suh 1-0.

TEAM STATS	MIA	TB
TOTAL FIRST DOWNS	17	33
By Rushing	2	5
By Passing	13	26
By Penalty	2	2
THIRD DOWN EFFICIENCY	2-7-28.6%	8-11-72.7%
FOURTH DOWN EFFICIENCY	0-0-0.0%	0-0-0.0%
TOTAL NET YARDS	301	558
Total Offensive Plays	51	72
Average gain per offensive play	5.9	7.8
NET YARDS RUSHING	39	121
Total Rushing Plays	9	25
Average gain per rushing play	4.3	4.8
NET YARDS PASSING	262	437
Sacks-Yards	3-13	2-15
Gross yards passing	275	452
ATTEMPTS-COMPLETIONS-INTS	39-27-1	45-34-0
Avg. gain per pass play	6.2	9.3
PUNTS NUMBER AND AVG.	4-38.5	1-41.0
Net Punting Average	38.5	41.0
TOTAL RETURN YARDAGE	0	6
No. and Yards Punt Returns	0-0	1-0
No. and Yards Kickoff Returns	0-0	0-0
No. and Yards Int. Returns	0-0	1-6
PENALTIES Number and Yards	5-37	6-47
FUMBLES Number and Lost	1-1	0-0
RED ZONE EFFICIENCY	1-2-50%	4-6-67%
GOAL TO GO EFFICIENCY	1-2-50%	1-2-50%
TIME OF POSSESSION	22:53	37:07



2021 GAME RECAPS

WEEK 6

OCT. 17, 2021 | LONDON, ENGLAND
TOTTENHAM HOTSPUR STADIUM
ATTENDANCE: 60,784 | TV: CBS

MIAMI 20	JACKSONVILLE 23
----------	-----------------

SCORING SUMMARY					
	1	2	3	4	F
Miami	7	6	0	7	20
Jacksonville	3	7	7	6	23

The Miami Dolphins traveled to London, England to face their upstate rival Jacksonville Jaguars at Tottenham Hotspur Stadium. The Dolphins lost a spirited contest, 23-20, on a 53-yard field goal from Jacksonville's Matthew Wright as time expired in the 4th quarter.

On the Dolphins opening possession, the team drove the length of field and wasted no time scoring on a 6-yard touchdown reception from quarterback Tua Tagovailoa to wide receiver Jaylen Waddle. On that drive, the Dolphins also went a perfect 3-for-3 on third downs.

Miami ended the first quarter with a 7-3 lead and the offense went a perfect 4-for-4 on third-down conversions in the opening frame. The Dolphins added to their lead with a 33-yard field goal and a 24-yard field by Jason Sanders in the second quarter and entered halftime with a 13-10 lead.

Jacksonville responded with an early third quarter touchdown to take its first lead of the game, 17-13. With the Jaguars attempting to extend their lead in the third quarter, the Dolphins defense forced a turnover on downs, denying the Jaguars on converting a fourth-and-1 attempt.

The Dolphins offense responded to the turnover on downs with back-to-back completions to tight end Mike Gesicki, first on a 34-yard toss, which was then followed by a 20-yard strike. On the drive, Tagovailoa went a perfect 6-for-6 for 83 yards, completed a pass to five different receivers and capped the seven-play drive off with a 2-yard touchdown pass to Waddle for a 20-17 lead.

After a field goal by the Jaguars, the score was tied 20-20 with 3:40 left in the game. On a crucial fourth-and-1 attempt, the Dolphins failed to convert the first down with Malcolm Brown being stopped short of the sticks, ultimately causing the Dolphins to turn the ball over on downs, leading to Wright's game-winning kick.

On the day, Tagovailoa went 33-of-47 for 329 yards with two touchdowns and one interception. Waddle added 10 catches for 70 yards and two touchdowns.

SCORING DRIVES					
TEAM	QTR	TIME	PLAY (EXTRA POINT) (DRIVE INFO)	MIA	JAX
Dolphins	1	7:45	J.Waddle 6 yd. pass from T.Tagovailoa (J.Sanders kick) (13-75, 7:15)	7	0
Jaguars	1	3:49	M.Wright 40 yd. Field Goal (8-56, 3:56)	7	3
Dolphins	2	14:15	J.Sanders 33 yd. Field Goal (9-66, 4:34)	10	3
Dolphins	2	5:38	J.Sanders 24 yd. Field Goal (8-32, 3:11)	13	3
Jaguars	2	0:40	M.Jones 28 yd. pass from T.Lawrence (M.Wright kick) (6-49, 1:05)	13	10
Jaguars	3	12:29	J.Robinson 1 yd. run (M.Wright kick) (5-75, 2:31)	13	17
Dolphins	4	10:22	J.Waddle 2 yd. pass from T.Tagovailoa (J.Sanders kick) (7-91, 3:53)	20	17
Jaguars	4	3:40	M.Wright 54 yd. Field Goal (9-44, 2:59)	20	20
Jaguars	4	0:00	M.Wright 53 yd. Field Goal (5-11, 1:42)	20	23

GAME STATISTICS

RUSHING (Att-Yds-TD):

Miami: M. Brown 5-24, S. Ahmed 7-22, T. Tagovailoa 3-22, M. Gaskin 5-9.
Jacksonville: J. Robinson 17-73-1, T. Lawrence 2-11.

PASSING (A-C-Y-TD-I):

Miami: T. Tagovailoa 47-33-329-2-1, J. Brissett 1-1-25-0-0.
Jacksonville: T. Lawrence 41-25-319-1-0.

RECEIVING (Rec-Yds-TD):

Miami: J. Waddle 10-70-2, M. Gesicki 8-115, D. Smythe 5-59, M. Hollins 4-61, A. Wilson 2-14, M. Gaskin 2-5, S. Ahmed 1-15, C. Carter 1-8, M. Brown 1-7.
Jacksonville: M. Jones 7-100-1, L. Shenault 6-54, J. Agnew 5-78, J. Robinson 3-28, D. Arnold 2-27, L. Farrell 1-21, C. Manhertz 1-11.

SACKS (Sk-Yds):

Miami: E. Ogbah 1-4, C. Wilkins 1-3.
Jacksonville: None.

INTERCEPTIONS (Int-Yds):

Miami: None.
Jacksonville: N. Lawson 1-11.

FORCED FUMBLES:

Miami: C. Wilkins 1.
Jacksonville: D. Allen 1.

FUMBLE RECOVERIES (No-Yds):

Miami: Z. Sieler 1-0.
Jacksonville: None.

TEAM STATS	MIA	JAX
TOTAL FIRST DOWNS	23	21
By Rushing	4	4
By Passing	18	16
By Penalty	1	1
THIRD DOWN EFFICIENCY	9-17-52.9%	3-12-25.0%
FOURTH DOWN EFFICIENCY	1-2-50.0%	2-3-66.7%
TOTAL NET YARDS	431	396
Total Offensive Plays	68	62
Average gain per offensive play	6.3	6.4
NET YARDS RUSHING	77	84
Total Rushing Plays	20	19
Average gain per rushing play	3.9	4.4
NET YARDS PASSING	354	312
Sacks-Yards	0-0	2-7
Gross yards passing	354	319
ATTEMPTS-COMPLETIONS-INTS	48-34-1	41-25-0
Avg. gain per pass play	7.4	7.3
PUNTS NUMBER AND AVG.	4-39.5	4-38.0
Net Punting Average	34.5	38.0
TOTAL RETURN YARDAGE	0	11
No. and Yards Punt Returns	0-0	0-0
No. and Yards Kickoff Returns	2-38	3-55
No. and Yards Int. Returns	0-0	1-11
PENALTIES Number and Yards	7-55	8-54
FUMBLES Number and Lost	1-0	1-1
RED ZONE EFFICIENCY	2-4-50%	1-2-50%
GOAL TO GO EFFICIENCY	2-4-50%	1-1-100%
TIME OF POSSESSION	32:40	27:20



2021 GAME RECAPS

WEEK 7

OCT. 24, 2021 | MIAMI GARDENS, FLA.
HARD ROCK STADIUM
ATTENDANCE: 62,739 | TV: FOX

ATLANTA 30	MIAMI 28
------------	----------

SCORING SUMMARY					
	1	2	3	4	F
Atlanta	0	13	7	10	30
Miami	7	0	7	14	28

The Miami Dolphins returned to Hard Rock Stadium to face the Falcons but fell, 30-28, on a last-second field goal for the second week in a row.

On Miami's opening possession, the Dolphins got out to an early start with a 14-play 75-yard drive which ended in a 10-yard touchdown reception by Isaiah Ford. On the drive, quarterback Tua Tagovailoa went 7-of-8 passing for 52 yards and the touchdown completion.

In the second quarter, the Dolphins defense gave up a field goal and a touchdown, which gave the Falcons a 10-7 lead with 4:47 remaining in the half. Tagovailoa threw an interception in the red zone as the first half was ending. The Dolphins trailed at halftime 13-7.

The third quarter started with the Dolphins defense allowing the Falcons to score in three plays to open the second half, growing the deficit to 20-7. After punting on their first possession, the Dolphins offense got another opportunity as the offense was able to get tight end Mike Gesicki involved in the scoring on National Tight Ends Day. Gesicki caught a 6-yard touchdown pass from Tagovailoa to trim the deficit to 20-14.

The fourth quarter started off with the Dolphins defense stepping up as cornerback Xavier Howard picked off Atlanta quarterback Matt Ryan. On the following play, Tagovailoa threw his second interception of the game.

Miami's offense rebounded as they returned to the field and constructed a 9-play, 90-yard drive capped off by a 7-yard touchdown reception by running back Myles Gaskin to cut the score to 27-21.

On the following defensive possession, the Dolphins defense created another turnover on a forced fumble by defensive end Emmanuel Ogbah that was recovered by cornerback Nik Needham.

Following the turnover, the Dolphins offense put together a 9-play, 40-yard drive with a 4-yard touchdown reception by wide receiver Mack Hollins that gave the Dolphins a 28-27 lead with 2:33 remaining in regulation.

The Falcons were able to go down the field for the game-winning drive, capped off by 36-yard field goal from kicker Younghoe Koo as time expired. On the day, Tagovailoa completed 32-of-40 passes for 291 yards, four touchdowns and two interceptions.

Gesicki finished the game with seven catches for 85 yards and one touchdown. He moved to fourth in receiving yards by a tight end in team history (1,904) and fourth in receptions by a tight end in team history (163).

SCORING DRIVES					
TEAM	QTR	TIME	PLAY (EXTRA POINT) (DRIVE INFO)	ATL	MIA
Dolphins	1	7:53	I.Ford 10 yd. pass from T.Tagovailoa (J.Sanders kick) (14-75, 7:07)	0	7
Falcons	2	14:13	Y.Koo 33 yd. Field Goal (11-68, 5:25)	3	7
Falcons	2	4:47	C.Ridley 5 yd. pass from M.Ryan (Y.Koo kick) (10-61, 5:09)	10	7
Falcons	2	0:04	Y.Koo 36 yd. Field Goal (6-62, 0:32)	13	7
Falcons	3	13:53	R.Gage 49 yd. pass from M.Ryan (Y.Koo kick) (3-77, 1:07)	20	7
Dolphins	3	5:15	M.Gesicki 6 yd. pass from T.Tagovailoa (J.Sanders kick) (9-58, 3:48)	20	14
Falcons	4	12:51	C.Patterson 3 yd. run (Y.Koo kick) (3-14, 1:06)	27	14
Dolphins	4	8:29	M.Gaskin 7 yd. pass from T.Tagovailoa (J.Sanders kick) (9-90, 4:22)	27	21
Dolphins	4	2:27	M.Hollins 4 yd. pass from T.Tagovailoa (J.Sanders kick) (9-40, 3:27)	27	28
Falcons	4	0:00	Y.Koo 36 yd. Field Goal (9-57, 2:27)	30	28

GAME STATISTICS

RUSHING (Att-Yds-TD):

Atlanta: C. Patterson 14-60-1, M. Davis 4-10, W. Gallman 1-2, M. Ryan 3-0.
Miami: M. Gaskin 15-67, T. Tagovailoa 4-29, S. Ahmed 7-26, M. Brown 3-10.

PASSING (A-C-Y-TD-I):

Atlanta: M. Ryan 40-25-336-2-1.
Miami: T. Tagovailoa 40-32-291-4-2.

RECEIVING (Rec-Yds-TD):

Atlanta: K. Pitts 7-163, R. Gage 4-67-1, C. Ridley 4-26-1, H. Hurst 3-35, T. Sharpe 2-18, C. Patterson 2-1, O. Zaccheaus 1-13, L. Smith 1-7, K. Smith 1-6.
Miami: M. Gesicki 7-85-1, J. Waddle 7-83, A. Shaheen 4-23, M. Gaskin 4-10-1, D. Smythe 3-37, S. Ahmed 2-26, M. Hollins 2-13-1, I. Ford 1-10-1, P. Williams 1-5, M. Brown 1-(-1).

SACKS (Sk-Yds):

Atlanta: D. Jones 1-10.
Miami: J. Holland 1-11.

INTERCEPTIONS (Int-Yds):

Atlanta: F. Oluokun 1-56, J. Hawkins 1-0.
Miami: X. Howard 1-0.

FORCED FUMBLES:

Atlanta: None.
Miami: E. Ogbah 1.

FUMBLE RECOVERIES (No-Yds):

Atlanta: None.
Miami: N. Needham 1-0.

TEAM STATS	ATL	MIA
TOTAL FIRST DOWNS	21	27
Average gain per offensive play	5	9
By Rushing	15	17
By Passing	1	1
By Penalty	6-13-46.2%	7-11-63.6%
THIRD DOWN EFFICIENCY	0-0-0.0%	0-0-0.0%
FOURTH DOWN EFFICIENCY	397	413
TOTAL NET YARDS	63	70
Total Offensive Plays	6.3	5.9
Average gain per offensive play	72	132
NET YARDS RUSHING	22	29
Total Rushing Plays	3.3	4.6
Average gain per rushing play	325	281
NET YARDS PASSING	1-11	1-10
Sacks-Yards	336	291
Gross yards passing	40-25-1	40-32-2
ATTEMPTS-COMPLETIONS-INTS	7.9	6.9
Avg. gain per pass play	3-42.0	3-51.3
PUNTS NUMBER AND AVG.	36.7	45.7
Net Punting Average	73	16
TOTAL RETURN YARDAGE	No. and Yards Punt Returns 1-17 2-16	No. and Yards Kickoff Returns 2-43 2-29
No. and Yards Punt Returns	2-56	1-0
No. and Yards Kickoff Returns	3-29	6-44
PENALTIES Number and Yards	1-1	0-0
FUMBLES Number and Lost	2-5-40%	4-5-80%
RED ZONE EFFICIENCY	1-1-100%	3-3-100%
GOAL TO GO EFFICIENCY	25:22	34:38
TIME OF POSSESSION		



2021 GAME RECAPS

WEEK 8

OCT. 31, 2021 | ORCHARD PARK, N.Y.
HIGHMARK STADIUM
ATTENDANCE: 69,355 | TV: CBS

MIAMI 11	BUFFALO 26
----------	------------

SCORING SUMMARY					
	1	2	3	4	F
Miami	0	3	0	8	11
Buffalo	3	0	7	16	26

The Miami Dolphins traveled to Highmark Stadium to face the Buffalo Bills, falling 26-11 in a Week 8 matchup.

Miami started off the game on defense and forced Buffalo to punt on their first possession.

On the Dolphins' first offensive drive, the team was able to drive the ball down field but failed to score points on a missed 36-yard field goal attempt by kicker Jason Sanders.

The Bills capitalized on the missed opportunity and scored the first points of the game on a 57-yard field goal from kicker Tyler Bass to go up 3-0 at the end of the first quarter.

The Dolphins tied things up in the second quarter with a 51-yard field goal from Sanders.

Unfortunately, a costly mistake came in the closing minutes of the second quarter when tight end Mike Gesicki went in motion and the snap hit him, resulting in a fumble and ending a potential scoring drive.

In the third quarter, the Dolphins deficit grew to 10-3 after an 8-yard touchdown pass from quarterback Josh Allen to wide receiver Gabriel Davis.

In the final frame, Allen connected on a nine-yard touchdown to wide receiver Stefon Diggs, extending Buffalo's lead to 17-3.

After the score, the Dolphins rebounded and put together a 11-play 70-yard touchdown drive which was capped off by a 1-yard touchdown run by quarterback Tua Tagovailoa. On that drive, Tagovailoa connected with Gesicki on a 40-yard-deep pass on fourth-and-6, which extended the drive prior to the touchdown. Tagovailoa and Gesicki connected again on a two-point conversion following the touchdown, closing the deficit to 17-11.

The Bills scored an additional nine points with a field goal and a 7-yard touchdown run by Allen, as the Dolphins lost 26-11.

On the day, Tagovailoa completed 21-of-39 passes for 205 yards and one interception. He also rushed for one touchdown.

Wide receiver DeVante Parker returned from injury and led all Dolphins receivers with eight catches for 85 yards. His performance moved him into sixth place on the team's all-time receiving yards chart and eighth place on the team's all-time receptions list.

SCORING DRIVES

TEAM	QTR	TIME	PLAY (EXTRA POINT) (DRIVE INFO)	MIA	BUF
Bills	1	3:48	T.Bass 57 yd. Field Goal (7-35, 4:18)	0	3
Dolphins	2	8:10	J.Sanders 51 yd. Field Goal (7-32, 3:51)	3	3
Bills	3	3:49	G.Davis 8 yd. pass from J.Allen (T.Bass kick) (13-80, 7:06)	3	10
Bills	4	13:23	S.Diggs 19 yd. pass from J.Allen (T.Bass kick) (9-69, 3:49)	3	17
Dolphins	4	9:39	T.Tagovailoa 1 yd. run (T.Tagovailoa-M.Gesicki pass) (11-75, 3:44)	11	17
Bills	4	3:29	T.Bass 39 yd. Field Goal (14-59, 6:10)	11	20
Bills	4	1:07	J.Allen 7 yd. run (run failed) (3-11, 1:14)	11	26

GAME STATISTICS

RUSHING (Att-Yds-TD):

Miami: M. Gaskin 12-36, S. Ahmed 7-22, T. Tagovailoa 4-10-1.
Buffalo: J. Allen 8-55-1, D. Singletary 7-28, Z. Moss 8-19.

PASSING (A-C-Y-TD-I):

Miami: T. Tagovailoa 39-21-205-0-1.
Buffalo: J. Allen 42-29-249-2-0, C. Beasley 1-0-0-0-0.

RECEIVING (Rec-Yds-TD):

Miami: D. Parker 8-85, J. Waddle 4-29, M. Gesicki 3-48, M. Gaskin 3-19, P. Laird 1-10, A. Shaheen 1-8, S. Ahmed 1-6.
Buffalo: C. Beasley 10-110, Z. Moss 6-39, S. Diggs 5-40-1, G. Davis 4-29-1, T. Sweeney 3-30, D. Singletary 1-1.

SACKS (Sk-Yds):

Miami: None.
Buffalo: J. Hughes 1-6, M. Addison 1-5.

INTERCEPTIONS (Int-Yds):

Miami: None.
Buffalo: J. Poyer 1-26.

FORCED FUMBLES:

Miami: E. Roberts 1.
Buffalo: J. Hughes 1.

FUMBLE RECOVERIES (No-Yds):

Miami: None.
Buffalo: M. Hyde 1-16.

TEAM STATS	MIA	BUF
TOTAL FIRST DOWNS	16	24
By Rushing	4	5
By Passing	10	15
By Penalty	2	4
THIRD DOWN EFFICIENCY	4-14-28.6%	6-13-46.2%
FOURTH DOWN EFFICIENCY	1-1-100.0%	0-1-0.0%
TOTAL NET YARDS	262	351
Total Offensive Plays	64	66
Average gain per offensive play	4.1	5.3
NET YARDS RUSHING	68	102
Total Rushing Plays	23	23
Average gain per rushing play	3.0	4.4
NET YARDS PASSING	194	249
Sacks-Yards	2-11	0-0
Gross yards passing	205	249
ATTEMPTS-COMPLETIONS-INTS	39-21-1	43-29-0
Avg. gain per pass play	4.7	5.8
PUNTS NUMBER AND AVG.	5-51.8	4-40.8
Net Punting Average	38.8	37.8
TOTAL RETURN YARDAGE	12	51
No. and Yards Punt Returns	3-12	2-25
No. and Yards Kickoff Returns	2-25	2-37
No. and Yards Int. Returns	0-0	1-26
PENALTIES Number and Yards	9-58	9-80
FUMBLES Number and Lost	2-1	1-0
RED ZONE EFFICIENCY	1-3-33%	3-4-75%
GOAL TO GO EFFICIENCY	1-1-100%	1-1-100%
TIME OF POSSESSION	29:13	30:47



2021 GAME RECAPS

WEEK 9

NOV. 7, 2021 | MIAMI GARDENS, FLA.
HARD ROCK STADIUM
ATTENDANCE: 60,232 | TV: FOX

HOUSTON 9	MIAMI 17
-----------	----------

SCORING SUMMARY					
	1	2	3	4	F
Houston	0	6	0	3	9
Miami	7	10	0	0	17

The Miami Dolphins returned home to face the Houston Texans, notching their first home victory of the season, winning 17-9 at Hard Rock Stadium.

The Dolphins turned to Jacoby Brissett to be the signal caller on the day as quarterback Tua Tagovailoa was unable to start the game due to injury.

Miami's defense started strong, creating a turnover on their first defensive possession of the game with an interception by rookie safety Jevon Holland. That interception was the first of his career and gave the Dolphins a great opportunity to seize an early lead.

Miami went down the field in 12 plays for 75 yards and scored the first points of the game on a 6-yard touchdown on a direct snap to running back Myles Gaskin.

In the second quarter, The Texans cut into the lead with two field goals, trimming Miami's lead to 7-6.

Kicker Jason Sanders connected on a 42-yard field goal to give the Dolphins a 10-7 lead in the closing minutes of the first half.

On the next defensive possession, defensive end Emmanuel Ogbah sacked quarterback Tyrod Taylor setting up the Dolphins defense to obtain their second interception of the game, this time from linebacker Jerome Baker.

Following the interception, it took the Dolphins only four plays to score on a touchdown pass from Brissett to wide receiver Mack Hollins to give the Dolphins a 17-6 lead going into halftime.

In the third quarter, the Dolphins defense forced Taylor to throw his third interception of the game, this time to cornerback Justin Coleman.

In the final frame, the Dolphins only allowed one field goal and had a crucial fumble forced by safety Eric Rowe en route to the victory.

On the day, Brissett completed 26 of 43 passes for 244 yards, one touchdown and two interceptions. Wide receiver Jaylen Waddle led all receivers with a game-high eight catches for 83 yards. The first-year player leads all rookie receivers with 56 receptions on the season. Ogbah led all defensive players with 2.5 sacks in the game.

SCORING DRIVES						
TEAM	QTR	TIME	PLAY (EXTRA POINT)	(DRIVE INFO)	HOU	MIA
Dolphins	1	4:37	M.Gaskin 6 yd. run (J.Sanders kick)	(12-80, 6:03)	0	7
Texans	2	9:48	K.Fairbairn 31 yd. Field Goal	(7-20, 3:21)	3	7
Texans	2	4:32	K.Fairbairn 40 yd. Field Goal	(4-1, 0:58)	6	7
Dolphins	2	1:08	J.Sanders 42 yd. Field Goal	(10-51, 3:24)	6	10
Dolphins	2	0:29	M.Hollins 5 yd. pass from J.Brissett (J.Sanders kick)	(4-26, 0:24)	6	17
Texans	4	11:32	K.Fairbairn 20 yd. Field Goal	(14-92, 5:40)	9	17

GAME STATISTICS

RUSHING (Att-Yds-TD):

Houston: P. Lindsay 8-28, T. Taylor 3-23, D. Johnson 4-11, R. Burkhead 2-9, S. Phillips 1-2.
Miami: M. Gaskin 20-34-1, J. Brissett 1-7, S. Ahmed 4-6.

PASSING (A-C-Y-TD-I):

Houston: T. Taylor 43-24-240-0-3, D. Amendola 1-0-0-0-0.
Miami: J. Brissett 43-26-244-1-2.

RECEIVING (Rec-Yds-TD):

Houston: B. Cooks 6-56, D. Amendola 3-49, D. Johnson 3-29, N. Collins 3-25, C. Conley 2-38, A. Auclair 2-23, B. Jordan 2-9, J. Akins 2-7, C. Moore 1-4.
Miami: J. Waddle 8-83, M. Gaskin 6-23, M. Gesicki 4-54, M. Hollins 3-22, D. Smythe 2-27, K. Merritt 1-13, A. Wilson 1-11, A. Shaheen 1-11.

SACKS (Sk-Yds):

Houston: J. Jenkins 1.5-16, J. Martin 1-5, R. Lopez 1-2, M. Collins 0.5-6.
Miami: E. Ogbah 2.5-21.5, N. Needham 1-10, A. Van Ginkel 1-7, J. Phillips 0.5-2.5.

INTERCEPTIONS (Int-Yds):

Houston: E. Murray 1-0, M. Collins 1-0.
Miami: J. Holland 1-0, J. Baker 1-0, J. Coleman 1-0.

FORCED FUMBLES:

Houston: K. Grugier-Hill 1, J. Martin 1, A. Moore 1.
Miami: E. Rowe 1.

FUMBLE RECOVERIES (No-Yds):

Houston: M. Collins 1-0, R. Lopez 1-0, K. Pierre-Louis 1-0.
Miami: Br. Jones 1-0.

TEAM STATS	HOU	MIA
TOTAL FIRST DOWNS	14	22
By Rushing	3	4
By Passing	11	16
By Penalty	0	2
THIRD DOWN EFFICIENCY	6-17-35.3%	9-16-56.3%
FOURTH DOWN EFFICIENCY	1-1-100.0%	0-0-0.0%
TOTAL NET YARDS	272	262
Total Offensive Plays	67	72
Average gain per offensive play	4.1	3.6
NET YARDS RUSHING	73	47
Total Rushing Plays	18	25
Average gain per rushing play	4.1	1.9
NET YARDS PASSING	199	215
Sacks-Yards	5-41	4-29
Gross yards passing	240	244
ATTEMPTS-COMPLETIONS-INTS	44-24-3	43-26-2
Avg. gain per pass play	4.1	4.6
PUNTS NUMBER AND AVG.	5-47.0	5-41.4
Net Punting Average	40.8	41.0
TOTAL RETURN YARDAGE	2	31
No. and Yards Punt Returns	1-2	3-31
No. and Yards Kickoff Returns	1-18	2-47
No. and Yards Int. Returns	2-0	3-0
PENALTIES Number and Yards	8-60	2-13
FUMBLES Number and Lost	1-1	3-3
RED ZONE EFFICIENCY	0-4-0%	2-2-100%
GOAL TO GO EFFICIENCY	0-1-0%	2-2-100%
TIME OF POSSESSION	28:16	31:44



2021 GAME RECAPS

WEEK 10

NOV. 11, 2021 | MIAMI GARDENS, FLA.
HARD ROCK STADIUM
ATT.: 65,948 | TV: FOX/NFLN/AMZN

BALTIMORE 10

MIAMI 22

SCORING SUMMARY

	1	2	3	4	F
Baltimore	3	0	0	7	10
Miami	0	6	0	16	22

SCORING DRIVES

TEAM	QTR	TIME	PLAY (EXTRA POINT) (DRIVE INFO)	BAL	MIA
Ravens	1	9:48	J.Tucker 46 yd. Field Goal (9-47, 5:12)	3	0
Dolphins	2	6:18	J.Sanders 31 yd. Field Goal (10-46, 5:14)	3	3
Dolphins	2	0:03	J.Sanders 22 yd. Field Goal (8-84, 0:48)	3	6
Dolphins	4	12:34	J.Sanders 29 yd. Field Goal (7-53, 4:05)	3	9
Dolphins	4	11:23	X.Howard 49 yd. fumble return (pass failed)	3	15
Ravens	4	4:12	M.Andrews 5 yd. pass from L.Jackson (J.Tucker kick) (9-99, 3:28)	10	15
Dolphins	4	2:19	T.Tagovailoa 1 yd. run (J.Sanders kick) (6-75, 1:53)	10	22

In a prime-time matchup under the lights, the Miami Dolphins defeated the Baltimore Ravens 22-10 in front of their enthusiastic fans at Hard Rock Stadium.

The Dolphins were outstanding in the first half. They did not allow the Ravens to convert a third down attempt prior to halftime, forcing Baltimore to go 0-for-6 on third-down attempts in the first half.

In the closing minutes of the half, quarterback Jacoby Brissett led the offense down the field by completing a 52-yard pass to a wide open Isaiah Ford. That drive was capped off with a 22-yard field goal by kicker Jason Sanders to give the Dolphins a 6-3 lead going into halftime.

In the third quarter, Brissett went down with a knee injury and that set up quarterback Tua Tagovailoa to enter the game. Tagovailoa had been questionable to play with a finger injury on his throwing (left) hand.

To close out the third quarter, Tagovailoa completed a 35-yard pass to Jaylen Waddle.

The scoring in the fourth quarter picked up with a 39-yard field goal by Sanders, extending the Dolphins' lead to 9-3.

Following the field goal on the next defensive possession, cornerback Xavien Howard scooped and scored a 49-yard fumble return that he forced. That score extended the Dolphins' lead to 15-3.

After pinning the Ravens to the 1-yard line on a 47-yard punt by Michael Palardy, the Ravens drove down the field and completed the 99-yard drive with a touchdown to trim the Dolphins lead to 15-10.

On the next possession, the Dolphins put the finishing touches on the game with a 64-yard completion from Tagovailoa to receiver Albert Wilson. Tagovailoa finished the 6-play, 75-yard drive with a 1-yard touchdown run to give Miami a late two-score lead.

Cornerback Justin Coleman sealed the win by intercepting a pass from Ravens quarterback Lamar Jackson with 43 seconds remaining in the game. On the day, Brissett was 11-of-23 for 156 yards prior to his injury. Tagovailoa went 8-of-13 for 158 yards and rushed for one touchdown. Wilson led all receivers with four catches for 87 yards.

GAME STATISTICS

RUSHING (Att-Yds-TD):

Baltimore: L. Jackson 9-39, D. Freeman 10-35, D. Duvernay 1-19, L. Bell 3-1.
Miami: M. Gaskin 14-31, A. Wilson 2-19, S. Ahmed 2-6, J. Brissett 1-4, T. Tagovailoa 3-0-1.

PASSING (A-C-Y-TD-I):

Baltimore: L. Jackson 43-26-238-1-1.
Miami: J. Brissett 23-11-156-0-0, T. Tagovailoa 13-8-158-0-0.

RECEIVING (Rec-Yds-TD):

Baltimore: R. Bateman 6-80, M. Andrews 6-63-1, M. Brown 6-37, D. Duvernay 4-28, D. Freeman 3-23, S. Watkins 1-7.
Miami: A. Wilson 4-87, I. Ford 4-84, J. Waddle 4-61, A. Shaheen 3-34, D. Smythe 1-23, M. Gaskin 1-14, S. Ahmed 1-9, P. Laird 1-2.

SACKS (Sk-Yds):

Baltimore: J. Houston 1-9, O. Oweh 1-8, P. Queen 1-6, J. Byrnes 1-1.
Miami: E. Roberts 1-7, J. Holland 1-7, A. Butler 1-5, A. Van Ginkel 0.5-4.5, J. Phillips 0.5-4.5.

INTERCEPTIONS (Int-Yds):

Baltimore: None.
Miami: J. Coleman 1-0.

FORCED FUMBLES:

Baltimore: J. Houston 1, P. Queen 1.
Miami: X. Howard 1, E. Rowe 1.

FUMBLE RECOVERIES (No-Yds):

Baltimore: None.
Miami: X. Howard 1-49-1.

TEAM STATS	BAL	MIA
TOTAL FIRST DOWNS	23	17
By Rushing	7	4
By Passing	12	12
By Penalty	4	1
THIRD DOWN EFFICIENCY	2-14-14.3%	3-13-23.1%
FOURTH DOWN EFFICIENCY	0-0-0.0%	0-0-0.0%
TOTAL NET YARDS	304	350
Total Offensive Plays	70	62
Average gain per offensive play	4.3	5.6
NET YARDS RUSHING	94	60
Total Rushing Plays	23	22
Average gain per rushing play	4.1	2.7
NET YARDS PASSING	210	290
Sacks-Yards	4-28	4-24
Gross yards passing	238	314
ATTEMPTS-COMPLETIONS-INTS	43-26-1	36-19-0
Avg. gain per pass play	4.5	7.3
PUNTS NUMBER AND AVG.	8-40.1	8-43.5
Net Punting Average	38.9	42.4
TOTAL RETURN YARDAGE	9	10
No. and Yards Punt Returns	1-9	2-10
No. and Yards Kickoff Returns	1-21	0-0
No. and Yards Int. Returns	0-0	1-0
PENALTIES Number and Yards	4-20	11-97
FUMBLES Number and Lost	2-1	2-0
RED ZONE EFFICIENCY	1-2-50%	1-4-25%
GOAL TO GO EFFICIENCY	1-2-50%	1-4-25%
TIME OF POSSESSION	31:49	28:11



2021 GAME RECAPS

WEEK 11

NOV. 21, 2021 | EAST RUTHERFORD, N.J.
METLIFE STADIUM
ATTENDANCE: 72,303 | TV: CBS

MIAMI 24	N.Y. JETS 17
----------	--------------

The Miami Dolphins defeated the New York Jets, 24-17, in a Week 11 AFC East matchup at MetLife Stadium.

The Dolphins opened the game with a lengthy touchdown drive, going 83 yards in 11 plays, ending with a 1-yard touchdown run by wide receiver Jaylen Waddle.

The Jets defense responded on Miami's next possession, intercepting quarterback Tua Tagovailoa. That led to a Jets touchdown that tied the game.

In the second quarter, the Dolphins defense created a turnover with a sack and forced fumble by safety Brandon Jones. It was recovered by defensive tackle Christian Wilkins. However, neither team scored the rest of the first half as the game was tied 7-7 at halftime.

On Miami's first possession of the second half, they took just four plays to find the end zone on a 65-yard touchdown from Tagovailoa to wide receiver Mack Hollins. The play gave the Dolphins a 14-7 lead.

Six minutes later, the Jets answered with a big play of their own on a 62-yard touchdown pass from quarterback Joe Flacco to wide receiver Elijah Moore. That tied the game at 14-14 entering the fourth quarter.

The Dolphins scored twice in the final frame, first on a 5-yard touchdown reception by running back Myles Gaskin from Tagovailoa and later on a 24-yard field goal by kicker Jason Sanders.

Tagovailoa went 27-of-33 on the day for a career-best 81.8 completion percentage. He passed for 273 yards with two touchdowns and one interception. Gaskin led all running backs with 23 carries for 89 yards and one touchdown.

SCORING SUMMARY

	1	2	3	4	F
Miami	7	0	7	10	24
N.Y. Jets	7	0	7	3	17

SCORING DRIVES

TEAM	QTR	TIME	PLAY (EXTRA POINT) (DRIVE INFO)	MIA	NYJ
Dolphins	1	9:04	J.Waddle 1 yd. run (J.Sanders kick) (11-83, 5:56)	7	0
Jets	1	3:00	J.Crowder 2 yd. pass from J.Flacco (M.Ammendola kick) (5-40, 1:43)		7
Dolphins	3	9:06	M.Hollins 65 yd. pass from T.Tagovailoa (J.Sanders kick) (4-90, 2:13)	14	7
Jets	3	2:59	E.Moore 62 yd. pass from J.Flacco (M.Ammendola kick) (3-64, 0:50)	14	14
Dolphins	4	10:15	M.Gaskin 5 yd. pass from T.Tagovailoa (J.Sanders kick) (14-75, 7:44)	21	14
Dolphins	4	1:57	J.Sanders 24 yd. Field Goal (12-45, 6:53)	24	14
Jets	4	0:15	M.Ammendola 35 yd. Field Goal (8-54, 1:42)	24	17

GAME STATISTICS

RUSHING (Att-Yds-TD):

Miami: M. Gaskin 23-89, D. Johnson 4-18, T. Tagovailoa 3-6, P. Laird 1-4, J. Waddle 1-1-1, A. Wilson 1-(-3).
N.Y. Jets: Mi. Carter 9-63, T. Coleman 5-16, E. Moore 1-15, T. Johnson 1-5, J. Flacco 2-3.

PASSING (A-C-Y-TD-I):

Miami: T. Tagovailoa 33-27-273-2-1, A. Wilson 1-0-0-0-0.
N.Y. Jets: J. Flacco 39-24-291-2-0.

RECEIVING (Rec-Yds-TD):

Miami: J. Waddle 8-65, M. Gesicki 5-50, D. Smythe 4-37, A. Wilson 3-18, M. Gaskin 3-7-1, M. Hollins 2-72-1, A. Shaheen 1-19, P. Laird 1-5.
N.Y. Jets: E. Moore 8-141-1, J. Crowder 6-44-1, R. Griffin 3-39, C. Davis 3-35, N. Bawden 1-20, T. Johnson 1-8, Mi. Carter 1-2, T. Coleman 1-2.

SACKS (Sk-Yds):

Miami: J. Phillips 1-7, Br. Jones 1-6.
N.Y. Jets: None.

INTERCEPTIONS (Int-Yds):

Miami: None.
N.Y. Jets: A. Davis 1-0.

FORCED FUMBLES:

Miami: Br. Jones 1.
N.Y. Jets: G. Fant 1.

FUMBLE RECOVERIES (No-Yds):

Miami: C. Wilkins 1-9.
N.Y. Jets: None.

TEAM STATS	MIA	NYJ
TOTAL FIRST DOWNS	20	18
By Rushing	5	5
By Passing	13	12
By Penalty	2	1
THIRD DOWN EFFICIENCY	8-14-57.1%	7-14-50.0%
FOURTH DOWN EFFICIENCY	0-0-0.0%	1-1-100.0%
TOTAL NET YARDS	388	380
Total Offensive Plays	67	59
Average gain per offensive play	5.8	6.4
NET YARDS RUSHING	115	102
Total Rushing Plays	33	18
Average gain per rushing play	3.5	5.7
NET YARDS PASSING	273	278
Sacks-Yards	0-0	2-13
Gross yards passing	273	291
ATTEMPTS-COMPLETIONS-INTS	34-27-1	39-24-0
Avg. gain per pass play	8.0	6.8
PUNTS NUMBER AND AVG.	4-47.8	4-38.0
Net Punting Average	40.8	38.0
TOTAL RETURN YARDAGE	0	28
No. and Yards Punt Returns	0-0	2-28
No. and Yards Kickoff Returns	2-18	4-88
No. and Yards Int. Returns	0-0	1-0
PENALTIES Number and Yards	8-62	7-48
FUMBLES Number and Lost	1-0	1-1
RED ZONE EFFICIENCY	2-4-50%	1-4-25%
GOAL TO GO EFFICIENCY	2-2-100%	1-2-50%
TIME OF POSSESSION	33:35	26:25



2021 GAME RECAPS

WEEK 12

NOV. 28, 2021 | MIAMI GARDENS, FLA.
HARD ROCK STADIUM
ATTENDANCE: 62,389 | TV: FOX

CAROLINA 10	MIAMI 33
-------------	----------

The Miami Dolphins put all three phases of the game together in their return to Hard Rock Stadium, defeating the Carolina Panthers, 33-10.

Miami's special teams made a quick impact, with linebacker Duke Riley blocking a Carolina punt that was returned two yards by cornerback Justin Coleman for a quick score. The Panthers quickly answered back with a 1-yard rushing touchdown by quarterback Cam Newton to tie the game at 7-7.

In the second quarter, the Dolphins defense stepped up as they forced Newton to throw an interception on back-to-back possessions, first to safety Jevon Holland and then to cornerback Xavier Howard.

Following the second interception by Newton, Dolphins quarterback Tua Tagovailoa connected with wide receiver Jaylen Waddle on a 9-yard touchdown to give the Dolphins a 14-7 lead.

Later in the quarter, running back Myles Gaskin rushed for a 3-yard touchdown on a direct snap to give the Dolphins a 21-7 lead.

With the Dolphins threatening again at the end of the half, a fumbled snap recovered by Carolina put the Panthers in position to hit a 41-yard field goal going into halftime. The Dolphins led 21-10 at the break.

In the second half, Gaskin scored his second touchdown on the day on another 3-yard direct snap, extending the Dolphins lead to 27-7.

Jason Sanders connected on field goals from 33 and 46 yards in the fourth quarter to close out Miami's scoring for the day.

Defensively, the Dolphins were stellar as they recorded a whopping five sacks and three interceptions. Rookie linebacker Jaelan Phillips led all defensive players with three sacks, tying a franchise rookie record.

On the day, Tagovailoa went 27-of-31 for 230 yards with one touchdown and no interceptions. Gaskin led all running backs with 16 carries for 49 yards and two touchdowns. Waddle recorded nine receptions for 137 yards and one touchdown, surpassing 100 yards receiving for the first time in career. He had 119 yards at halftime, becoming the first Dolphins rookie to ever total 100-plus receiving yards in the first half of a game.

SCORING SUMMARY

	1	2	3	4	F
Carolina	7	3	0	0	10
Miami	7	14	6	6	33

SCORING DRIVES

TEAM	QTR	TIME	PLAY (EXTRA POINT) (DRIVE INFO)	CAR	MIA
Dolphins	1	9:11	J.Coleman 2 yd. return of blocked punt (J.Sanders kick)	0	7
Panthers	1	6:01	C.Newton 1 yd. run (Z.Gonzalez kick) (6-75, 3:10)	7	7
Dolphins	2	9:01	J.Waddle 9 yd. pass from T.Tagovailoa (J.Sanders kick) (3-9, 1:26)	7	14
Dolphins	2	4:26	M.Gaskin 3 yd. run (J.Sanders kick) (6-73, 2:53)	7	21
Panthers	2	0:00	Z.Gonzalez 41 yd. Field Goal (1-0, 0:01)	10	21
Dolphins	3	4:11	M.Gaskin 3 yd. run (kick failed, hlu) (13-80, 7:24)	10	27
Dolphins	4	10:58	J.Sanders 46 yd. Field Goal (10-19, 6:34)	10	30
Dolphins	4	3:41	J.Sanders 33 yd. Field Goal (10-23, 5:22)	10	33

GAME STATISTICS

RUSHING (Att-Yds-TD):

Carolina: C. McCaffrey 10-35, S. Chandler 1-14, C. Hubbard 2-6, C. Newton 3-5-1, A. Abdullah 2-4.
Miami: M. Gaskin 16-49-2, P. Lindsay 12-42, S. Ahmed 5-17, D. Smythe 2-3, T. Tagovailoa 4-0.

PASSING (A-C-Y-TD-Int):

Carolina: C. Newton 21-5-92-0-2, P. Walker 10-5-87-0-1.
Miami: T. Tagovailoa 31-27-230-1-0.

RECEIVING (Rec-Yds-TD):

Carolina: D. Moore 4-103, A. Abdullah 2-20, B. Zylstra 1-24, R. Anderson 1-15, A. Erickson 1-13, T. Tremble 1-4.
Miami: J. Waddle 9-137-1, D. Smythe 5-32, A. Wilson 5-17, M. Gesicki 3-17, M. Gaskin 2-3, I. Ford 1-11, S. Ahmed 1-9, P. Williams 1-4.

SACKS (Sk-Yds):

Carolina: B. Burns 1-18, P. Hoskins 1-8.
Miami: J. Phillips 3-28, E. Ogbah 1-9, C. Wilkins 1-8.

INTERCEPTIONS (Int-Yds):

Carolina: None.
Miami: X. Howard 1-16, J. Holland 1-0, N. Needham 1-0.

FORCED FUMBLES:

Carolina: B. Burns 1.
Miami: None.

FUMBLE RECOVERIES (No-Yds):

Carolina: F. Luvu 1-28.
Miami: None.

TEAM STATS	CAR	MIA
TOTAL FIRST DOWNS	10	22
By Rushing	5	9
By Passing	5	11
By Penalty	0	2
THIRD DOWN EFFICIENCY	4-14-28.6%	6-14-42.9%
FOURTH DOWN EFFICIENCY	2-3-66.7%	2-2-100.0%
TOTAL NET YARDS	198	315
Total Offensive Plays	54	72
Average gain per offensive play	3.7	4.4
NET YARDS RUSHING	64	111
Total Rushing Plays	18	39
Average gain per rushing play	3.6	2.8
NET YARDS PASSING	134	204
Sacks-Yards	5-45	2-26
Gross yards passing	179	230
ATTEMPTS-COMPLETIONS-INTS	31-10-3	31-27-0
Avg. gain per pass play	3.7	6.2
PUNTS NUMBER AND AVG.	6-43.5	4-40.5
Net Punting Average	35.8	40.5
TOTAL RETURN YARDAGE	0	42
No. and Yards Punt Returns	0-0	3-26
No. and Yards Kickoff Returns	0-0	0-0
No. and Yards Int. Returns	0-0	3-16
PENALTIES Number and Yards	7-61	5-35
FUMBLES Number and Lost	0-0	4-1
RED ZONE EFFICIENCY	1-2-50%	3-4-75%
GOAL TO GO EFFICIENCY	1-1-100%	3-3-100%
TIME OF POSSESSION	22:26	37:34



National Football League Game Summary

NFL Copyright © 2021 by The National Football League. All rights reserved. This summary and play-by-play is for the express purpose of assisting media in their coverage of the game; any other use of this material is prohibited without the written permission of the National Football League.

Date: Sunday, 11/28/2021

Carolina Panthers at Miami Dolphins

Start Time: 1:02 PM EST

at Hard Rock Stadium, Miami Gardens, FL

Game Day Weather

Game Weather: Mostly Sunny

Temp: 77° F (25.0° C) Humidity: 47%, Wind: SSE 5 mph

Played Open Stadium on Turf: Natural Grass

Officials

Referee: Hussey, John (35)

Umpire: Eck, Alan (76)

Down Judge: Thomas, Sarah (53)

Line Judge: Johnson, Carl (101)

Field Judge: Walker, Jabir (26)

Side Judge: Baynes, Allen (56)

Back Judge: Freeman, Brad (88)

Replay Official: Nicholson, James (0)

Lineups

Carolina Panthers

Offense	Defense
WR 2 D.J. Moore	DE 53 B. Burns
LT 65 D. Daley	DT 93 B. Roy
LG 73 M. Jordan	DT 90 D. Jones
C 60 P. Eiflein	SAM 7 S. Thompson
RG 78 T. Scott	MIKE 4 J. Carter
RT 72 T. Moton	WILL 43 H. Reddick
TE 80 I. Thomas	CB 26 D. Jackson
TE 82 T. Tremble	CB 15 C. Henderson
QB 1 C. Newton	CB 38 M. Hartsfield
FB 45 G. Ricci	FS 21 J. Chinn
RB 22 C. McCaffrey	SS 31 J. Burris

Miami Dolphins

Offense	Defense
WR 17 J. Waddle	DE 91 E. Ogbah
WR 2 A. Wilson	DT 92 Z. Sieler
LT 74 L. Eichenberg	NT 98 R. Davis
LG 73 A. Jackson	DE 94 C. Wilkins
C 61 A. Reiter	LB 55 J. Baker
RG 68 R. Hunt	LB 52 E. Roberts
RT 77 J. Davis	LB 43 A. Van Ginkel
TE 81 D. Smythe	CB 24 By Jones
TE 88 M. Gesicki	CB 25 X. Howard
QB 1 T. Tagovailoa	S 8 J. Holland
RB 37 M. Gaskin	S 21 E. Rowe

Substitutions

K 5 Z. Gonzalez, QB 6 P. Walker, CB 9 S. Gilmore, P 10 L. Edwards, WR 11 R. Anderson, WR 12 S. Smith, WR 13 A. Erickson, WR 16 B. Zylstra, RB 20 A. Abdullah, CB 24 A. Bouye, CB 28 K. Taylor, RB 30 C. Hubbard, S 34 S. Chandler, S 42 S. Franklin, LS 44 J. Jansen, LB 49 F. Luvu, LB 50 J. Stanford, C 68 S. Tecklenburg, T 70 B. Christensen, DT 71 P. Hoskins, OL 74 A. Pleasants, WR 85 M. Cole, DE 91 M. Fox, DT 95 D. Brown, DE 97 Y. Gross-Matos, DE 98 M. Haynes

Substitutions

P 5 M. Palardy, K 7 J. Sanders, CB 9 N. Igbinoghene, LB 15 J. Phillips, WR 18 P. Williams, S 20 S. Redwine, RB 26 S. Ahmed, CB 27 J. Coleman, RB 31 P. Lindsay, RB 32 P. Laird, CB 38 Ja. Davis, CB 40 N. Needham, S 42 C. Fejedelem, LS 44 B. Ferguson, LB 45 D. Riley, LB 47 V. Biegel, LB 49 S. Eguavoen, C 64 C. Tom, G 65 R. Jones, G 66 S. Kindley, DL 70 A. Butler, TE 82 C. Carter, TE 84 H. Long, WR 86 M. Hollins, WR 87 I. Ford

Did Not Play

QB 14 J. Brissett

Did Not Play

Not Active

QB 17 M. Barkley, S 27 K. Robinson, CB 29 R. Melvin, LB 47 K. Martin, G 67 J. Miller, TE 86 C. Thompson, WR 88 T. Marshall

Not Active

CB 6 T. Williams, S 29 Br. Jones, S 36 W. Parks, LB 41 D. Hodge, TE 80 A. Shaheen, DT 90 J. Jenkins

Field Goals (made () & missed)

Z. Gonzalez	(41)	J. Sanders	(46)	(33)		
		1	2	3	4	OT Total
VISITOR:	Carolina Panthers	7	3	0	0	0 10
HOME:	Miami Dolphins	7	14	6	6	0 33

Scoring Plays

Team	Qtr	Time	Play Description (Extra Point) (Drive Info)	Visitor	Home
Dolphins	1	9:11	J. Coleman 2 yd. return of blocked punt (J. Sanders kick)	0	7
Panthers	1	6:01	C. Newton 1 yd. run (Z. Gonzalez kick) (6-75, 3:10)	7	7
Dolphins	2	9:01	J. Waddle 9 yd. pass from T. Tagovailoa (J. Sanders kick) (3-9, 1:26)	7	14
Dolphins	2	4:26	M. Gaskin 3 yd. run (J. Sanders kick) (6-73, 2:53)	7	21
Panthers	2	0:00	Z. Gonzalez 41 yd. Field Goal (1-0, 0:01)	10	21
Dolphins	3	4:11	M. Gaskin 3 yd. run (kick failed, hlu) (13-80, 7:24)	10	27
Dolphins	4	10:58	J. Sanders 46 yd. Field Goal (10-19, 6:34)	10	30
Dolphins	4	3:41	J. Sanders 33 yd. Field Goal (10-23, 5:22)	10	33
Paid Attendance: 62,389				Time: 2:56	



Carolina Panthers

Miami Dolphins

FUMBLES	FUM	LOST	OWN-REC	YDS	TD	FORCED	OPP-REC	YDS	TD	OUT-BDS
T.Tagovailoa	2	0	1	0	0	0	0	0	0	0
J.Holland	1	0	1	0	0	0	0	0	0	0
A.Reiter	1	1	0	-13	0	0	0	0	0	0
J.Davis	0	0	1	0	0	0	0	0	0	0
Total	4	1	3	-13	0	0	0	0	0	0



Carolina Panthers vs Miami Dolphins
11/28/2021 at Hard Rock Stadium

Final Team Statistics

	Visitor Panthers	Home Dolphins
TOTAL FIRST DOWNS	10	22
By Rushing	5	9
By Passing	5	11
By Penalty	0	2
THIRD DOWN EFFICIENCY	4-14-28.6%	6-14-42.9%
FOURTH DOWN EFFICIENCY	2-3-66.7%	2-2-100.0%
TOTAL NET YARDS	198	315
Total Offensive Plays (inc. times thrown passing)	54	72
Average gain per offensive play	3.7	4.4
NET YARDS RUSHING	64	111
Total Rushing Plays	18	39
Average gain per rushing play	3.6	2.8
Tackles for a loss-number and yards	2-4	1-3
NET YARDS PASSING	134	204
Times thrown - yards lost attempting to pass	5-45	2-26
Gross yards passing	179	230
PASS ATTEMPTS-COMPLETIONS-HAD INTERCEPTED	31-10-3	31-27-0
Avg gain per pass play (inc.# thrown passing)	3.7	6.2
KICKOFFS Number-In End Zone-Touchbacks	2-2-2	7-7-7
PUNTS Number and Average	6-43.5	4-40.5
Had Blocked	1	0
FGs - PATs Had Blocked	0-0	0-0
Net Punting Average	35.8	40.5
TOTAL RETURN YARDAGE (Not Including Kickoffs)	0	42
No. and Yards Punt Returns	0-0	3-26
No. and Yards Kickoff Returns	0-0	0-0
No. and Yards Interception Returns	0-0	3-16
PENALTIES Number and Yards	7-61	5-35
FUMBLES Number and Lost	0-0	4-1
TOUCHDOWNS	1	4
Rushing	1	2
Passing	0	1
Other (Blocked Kicks, etc.)	0	1
EXTRA POINTS Made-Attempts	1-1	3-4
Kicking Made-Attempts	1-1	3-4
FIELD GOALS Made-Attempts	1-1	2-2
RED ZONE EFFICIENCY	1-2-50%	3-4-75%
GOAL TO GO EFFICIENCY	1-1-100%	3-3-100%
SAFETIES	0	0
FINAL SCORE	10	33
TIME OF POSSESSION	22:26	37:34



Carolina Panthers vs Miami Dolphins
11/28/2021 at Hard Rock Stadium

Ball Possession And Drive Chart

Carolina Panthers

#	Time Recd	Time Lost	Time Poss	How Ball Obtained	Drive Began	# Play	Yds Gain	Yds Pen	Net Yds	1st Down	Last Scrm	How Given Up
1	10:09	9:11	0:58	Punt	CAR 5	3	4	0	4	0	CAR 9	Blocked Punt
2	9:11	6:01	3:10	Kickoff	CAR 25	6	75	0	75	2	* MIA 1	Touchdown
3	1:45	12:46	3:59	Punt	CAR 9	7	31	0	31	2	CAR 40	Interception
4	11:50	10:27	1:23	Punt	CAR 13	2	1	-6	-5	0	CAR 8	Interception
5	9:01	7:19	1:42	Kickoff	CAR 25	3	-2	0	-2	0	CAR 23	Punt
6	4:26	3:26	1:00	Kickoff	CAR 25	3	0	-5	-5	0	CAR 20	Punt
7	1:34	0:53	0:41	Punt	CAR 15	5	13	0	13	1	CAR 28	Punt
8	0:01	0:00	0:01	Fumble	MIA 23	1	0	0	0	0	MIA 23	Field Goal
9	15:00	11:35	3:25	Kickoff	CAR 25	7	29	-5	24	1	CAR 49	Punt
10	4:11	2:32	1:39	Kickoff	CAR 25	3	-14	-10	-24	0	CAR 1	Punt
11	10:58	9:03	1:55	Kickoff	CAR 25	5	4	0	4	1	CAR 29	Interception
12	3:41	1:08	2:33	Kickoff	CAR 25	10	57	-5	52	3	* MIA 23	Downs

(294) Average CAR 24

Miami Dolphins

#	Time Recd	Time Lost	Time Poss	How Ball Obtained	Drive Began	# Play	Yds Gain	Yds Pen	Net Yds	1st Down	Last Scrm	How Given Up
1	15:00	10:09	4:51	Kickoff	MIA 25	8	18	15	33	2	CAR 42	Punt
2	6:01	1:45	4:16	Kickoff	MIA 25	7	22	0	22	2	MIA 47	Punt
3	12:46	11:50	0:56	Interception	MIA 47	3	5	0	5	0	CAR 48	Punt
4	10:27	9:01	1:26	Interception	CAR 9	3	9	0	9	1	* CAR 9	Touchdown
5	7:19	4:26	2:53	Punt	MIA 27	6	73	0	73	3	* CAR 3	Touchdown
6	3:26	1:34	1:52	Punt	MIA 32	6	17	-10	7	1	MIA 39	Punt
7	0:53	0:01	0:52	Punt	MIA 32	6	28	0	28	3	CAR 27	Fumble
8	11:35	4:11	7:24	Punt	MIA 20	13	75	5	80	6	* CAR 3	Touchdown
9	2:32	10:58	6:34	Punt	CAR 47	10	34	-15	19	2	CAR 28	Field Goal
10	9:03	3:41	5:22	Interception	CAR 37	10	23	0	23	2	* CAR 14	Field Goal
11	1:08	0:00	1:08	Downs	MIA 23	2	-2	0	-2	0	MIA 22	End of Game

(438) Average MIA 40

* inside opponent's 20

Time of Possession by Quarter

Visitor	1st	2nd	3rd	4th	OT	Total
Carolina Panthers	5:53	7:01	5:04	4:28		22:26
Home	9:07	7:59	9:56	10:32		37:34

Kickoff Drive No.-Start Average

Panthers: 7 - CAR 25 Dolphins: 2 - MIA 25



Carolina Panthers vs Miami Dolphins
11/28/2021 at Hard Rock Stadium

Final Defensive Statistics

Carolina Panthers	Regular Defensive Plays												Special Teams					Misc			
	TKL	AST	COMB	SK	/ YDS	TFL	Q	IN	PD	FF	FR	TKL	AST	FF	FR	BL	TKL	AST	FF	FR	
S.Thompson	10	3	13	0	0	0	0	0	0	0	0	0	0	0	0	0	0	0	0	0	
D.Jackson	10	1	11	0	0	0	0	0	1	0	0	0	0	0	0	0	0	0	0	0	
J.Chinn	5	2	7	0	0	0	0	0	1	0	0	0	0	0	0	0	0	0	0	0	
B.Burns	4	2	6	1	18	2	1	0	0	1	0	0	0	0	0	0	0	0	0	0	
B.Roy	4	2	6	0	0	0	0	0	0	0	0	0	0	0	0	0	0	0	0	0	
D.Jones	3	2	5	0	0	0	0	0	0	0	0	0	0	0	0	0	0	0	0	0	
J.Carter	2	3	5	0	0	0	0	0	0	0	0	0	0	0	0	0	0	0	0	0	
M.Hartsfield	3	1	4	0	0	1	0	0	0	0	0	0	0	0	0	0	0	0	0	0	
J.Burris	3	1	4	0	0	0	0	0	0	0	0	0	0	0	0	0	0	0	0	0	
H.Reddick	2	2	4	0	0	0	0	0	0	0	0	0	0	0	0	0	0	0	0	0	
C.Henderson	3	0	3	0	0	0	0	0	0	0	0	0	0	0	0	0	0	0	0	0	
P.Hoskins	2	0	2	1	8	1	1	0	0	0	0	0	0	0	0	0	0	0	0	0	
Y.Gross-Matos	2	0	2	0	0	0	0	0	0	0	0	0	0	0	0	0	0	0	0	0	
S.Gilmore	2	0	2	0	0	0	0	0	0	0	0	0	0	0	0	0	0	0	0	0	
D.Brown	1	1	2	0	0	0	0	0	0	0	0	0	0	0	0	0	0	0	0	0	
A.Bouye	1	1	2	0	0	0	0	0	0	0	0	0	0	0	0	0	0	0	0	0	
M.Fox	0	2	2	0	0	0	0	0	0	0	0	0	0	0	0	0	0	0	0	0	
S.Chandler	1	0	1	0	0	0	0	0	0	0	0	0	0	0	0	0	0	0	0	0	
F.Luvu	0	0	0	0	0	0	0	0	0	0	1	0	0	0	0	0	0	0	0	0	
S.Franklin	0	0	0	0	0	0	0	0	0	0	0	1	1	0	0	0	0	0	0	0	
G.Ricci	0	0	0	0	0	0	0	0	0	0	0	1	0	0	0	0	0	0	0	0	
M.Cole	0	0	0	0	0	0	0	0	0	0	0	0	1	0	0	0	0	0	0	0	
J.Stanford	0	0	0	0	0	0	0	0	0	0	0	0	1	0	0	0	0	0	0	0	
B.Zylstra	0	0	0	0	0	0	0	0	0	0	0	0	0	0	0	0	1	0	0	0	
Dj.Moore	0	0	0	0	0	0	0	0	0	0	0	0	0	0	0	0	1	0	0	0	
I.Thomas	0	0	0	0	0	0	0	0	0	0	0	0	0	0	0	0	1	0	0	0	
Total	58	23	81	2	26	4	2	0	2	1	1	2	3	0	0	0	3	0	0	0	

TKL = Tackle AST = Assist COMB = Combined QH=QB Hit IN = Interception PD = Pass Defense FF = Forced Fumble FR = Fumble Recovery



Carolina Panthers vs Miami Dolphins
11/28/2021 at Hard Rock Stadium

Final Defensive Statistics

Miami Dolphins	Regular Defensive Plays											Special Teams					Misc				
	TKL	AST	COMB	SK	/ YDS	TFL	QH	IN	PD	FF	FR	TKL	AST	FF	FR	BL	TKL	AST	FF	FR	
C.Wilkins	2	3	5	1	8	1	1	0	0	0	0	0	0	0	0	0	0	0	0	0	
E.Rowe	1	4	5	0	0	0	0	0	1	0	0	0	0	0	0	0	0	0	0	0	
J.Phillips	3	1	4	3	28	3	4	0	1	0	0	0	0	0	0	0	0	0	0	0	
N.Needham	2	2	4	0	0	0	0	1	1	0	0	0	0	0	0	0	0	0	0	0	
E.Ogbah	2	1	3	1	9	1	1	0	1	0	0	0	0	0	0	0	0	0	0	0	
D.Riley	2	1	3	0	0	0	0	0	0	0	0	0	0	0	0	1	0	0	0	0	
E.Roberts	2	1	3	0	0	1	0	0	0	0	0	0	0	0	0	0	0	0	0	0	
J.Baker	2	1	3	0	0	1	0	0	0	0	0	0	0	0	0	0	0	0	0	0	
R.Davis	1	2	3	0	0	0	0	0	0	0	0	0	0	0	0	0	0	0	0	0	
Ja.Davis	2	0	2	0	0	0	0	0	1	0	0	0	0	0	0	0	0	0	0	0	
A.Van Ginkel	1	1	2	0	0	0	4	0	1	0	0	0	0	0	0	0	0	0	0	0	
Z.Sieler	1	1	2	0	0	0	0	0	1	0	0	0	0	0	0	0	0	0	0	0	
By.Jones	1	1	2	0	0	0	0	0	0	0	0	0	0	0	0	0	0	0	0	0	
X.Howard	1	0	1	0	0	0	0	1	1	0	0	0	0	0	0	0	0	0	0	0	
C.Fejedelem	1	0	1	0	0	0	0	0	0	0	0	0	0	0	0	0	0	0	0	0	
S.Redwine	1	0	1	0	0	0	0	0	0	0	0	0	0	0	0	0	0	0	0	0	
J.Holland	0	1	1	0	0	0	0	1	1	0	0	0	0	0	0	1	0	0	0	0	
S.Eguavoen	0	0	0	0	0	0	1	0	0	0	0	0	0	0	0	0	0	0	0	0	
A.Butler	0	0	0	0	0	0	0	0	1	0	0	0	0	0	0	0	0	0	0	0	
I.Ford	0	0	0	0	0	0	0	0	0	0	0	0	0	0	0	0	1	0	0	0	
J.Davis	0	0	0	0	0	0	0	0	0	0	0	0	0	0	0	0	0	0	0	1	
T.Tagovailoa	0	0	0	0	0	0	0	0	0	0	0	0	0	0	0	0	0	0	0	1	
Total	25	20	45	5	45	7	11	3	10	0	0	0	0	0	0	1	1	1	0	0	2



Carolina Panthers vs Miami Dolphins
11/28/2021 at Hard Rock Stadium
First Half Summary

PERIOD SCORES				TIME OF POSSESSION	
Panthers	7	3	= 10	Panthers	12:54
Dolphins	7	14	= 21	Dolphins	17:06
Scoring Plays					
Team	Qtr	Time	Play Description (Extra Point) (Drive Info)	Visitor	Home
Dolphins	1	9:11	J.Coleman 2 yd. return of blocked punt (J.Sanders kick)	0	7
Panthers	1	6:01	C.Newton 1 yd. run (Z.Gonzalez kick) (6-75, 3:10)	7	7
Dolphins	2	9:01	J.Waddle 9 yd. pass from T.Tagovailoa (J.Sanders kick) (3-9, 1:26)	7	14
Dolphins	2	4:26	M.Gaskin 3 yd. run (J.Sanders kick) (6-73, 2:53)	7	21
Panthers	2	0:00	Z.Gonzalez 41 yd. Field Goal (1-0, 0:01)	10	21

TOTAL FIRST DOWNS		Carolina Panthers	Miami Dolphins
First Downs Rushing-Passing-by Penalty		5	12
		3 - 2 - 0	2 - 9 - 1
THIRD DOWN EFFICIENCY		3-8-37.5%	4-8-50.0%
TOTAL NET YARDS		122	185
Total Offensive Plays		29	39
NET YARDS RUSHING		41	34
NET YARDS PASSING		81	151
Gross Yards Passing		81	177
Times thrown-yards lost attempting to pass		0-0	2-26
Pass Attempts-Completions-Had Intercepted		15 - 3 - 2	21 - 18 - 0
Punts-Number and Average		4 - 38.0	4 - 40.5
Penalties-Number and Yards		3 - 26	2 - 10
Fumbles-Number and Lost		0 - 0	3 - 1
Red Zone Efficiency		1-1-100%	2-2-100%
Average Drive Start		CAR 24	MIA 40

Carolina Panthers							Miami Dolphins										
RUSHING							RUSHING										
	ATT	YDS	AVG	LG	TD		ATT	YDS	AVG	LG	TD						
C.McCaffrey	10	35	3.5	15	0	M.Gaskin	10	27	2.7	6	1						
C.Newton	3	5	1.7	2	1	P.Lindsay	2	7	3.5	5	0						
C.Hubbard	1	1	1.0	1	0	T.Tagovailoa	2	2	1.0	2	0						
Total	14	41	2.9	15	1	S.Ahmed	2	-2	-1.0	1	0						
						Total	16	34	2.1	6	1						
PASSING							PASSING										
	ATT	CMP	YDS	SK/YD	TD	LG	IN	RT	ATT	CMP	YDS	SK/YD	TD	LG	IN	RT	
C.Newton	15	3	81	0/0	0	64	2	10.0	T.Tagovailoa	21	18	177	2/26	1	57	0	117.7
Total	15	3	81	0/0	0	64	2	10.0	Total	21	18	177	2/26	1	57	0	117.7
PASS RECEIVING							PASS RECEIVING										
	TAR	REC	YDS	AVG	LG	TD		TAR	REC	YDS	AVG	LG	TD				
D.J.Moore	4	1	64	64.0	64	0	J.Waddle	8	7	119	17.0	57	1				
A.Abdullah	5	1	13	13.0	13	0	M.Gesicki	3	3	17	5.7	7	0				
T.Tremble	1	1	4	4.0	4	0	A.Wilson	4	3	6	2.0	5	0				
R.Anderson	3	0	0	0.0	0	0	I.Ford	1	1	11	11.0	11	0				
C.McCaffrey	1	0	0	0.0	0	0	S.Ahmed	1	1	9	9.0	9	0				
I.Thomas	1	0	0	0.0	0	0	D.Smythe	1	1	6	6.0	6	0				
							M.Gaskin	1	1	5	5.0	5	0				
							P.Williams	1	1	4	4.0	4	0				
							M.Hollins	1	0	0	0.0	0	0				
Total	15	3	81	27.0	64	0	Total	21	18	177	9.8	57	1				

Carolina Panthers	Regular Defensive Plays	Special Teams	Misc
-------------------	-------------------------	---------------	------



Carolina Panthers vs Miami Dolphins
11/28/2021 at Hard Rock Stadium

First Half Summary

	TKL	AST	COMB	SK	/ YDS	TFL	Q	IN	PD	FF	FR	TKL	AST	FF	FR	BL	TKL	AST	FF	FR
D.Jackson	6	1	7	0	0	0	0	0	0	0	0	0	0	0	0	0	0	0	0	0
S.Thompson	5	1	6	0	0	0	0	0	0	0	0	0	0	0	0	0	0	0	0	0
B.Burns	4	1	5	1	18	2	1	0	0	1	0	0	0	0	0	0	0	0	0	0
J.Burris	3	1	4	0	0	0	0	0	0	0	0	0	0	0	0	0	0	0	0	0
Total	18	4	22	1	18	2	1	0	0	1	0	0	0	0	0	0	0	0	0	0

Miami Dolphins	Regular Defensive Plays											Special Teams					Misc			
	TKL	AST	COMB	SK	/ YDS	TFL	QH	IN	PD	FF	FR	TKL	AST	FF	FR	BL	TKL	AST	FF	FR
D.Riley	2	1	3	0	0	0	0	0	0	0	0	0	0	0	0	1	0	0	0	0
R.Davis	1	2	3	0	0	0	0	0	0	0	0	0	0	0	0	0	0	0	0	0
E.Rowe	1	2	3	0	0	0	0	0	1	0	0	0	0	0	0	0	0	0	0	0
C.Wilkins	0	3	3	0	0	0	0	0	0	0	0	0	0	0	0	0	0	0	0	0
Total	4	8	12	0	0	0	0	0	1	0	0	0	0	0	0	1	0	0	0	0



Carolina Panthers vs Miami Dolphins at Hard Rock Stadium

Play By Play

First Quarter

11/28/2021

CAR wins the coin toss and elects to defer. MIA elects to Receive, and CAR elects to defend the west goal.

Z.Gonzalez kicks 65 yards from CAR 35 to end zone, Touchback.

Miami Dolphins at 15:00

1-10-MIA 25	(15:00) (Shotgun) T.Tagovailoa pass short left to A.Wilson to MIA 27 for 2 yards (C.Henderson).	
2-8-MIA 27	(14:35) (No Huddle, Shotgun) T.Tagovailoa pass short right to M.Gesicki to MIA 32 for 5 yards (S.Thompson; M.Hartsfield).	
	<i>PENALTY on CAR-H.Reddick, Roughing the Passer, 15 yards, enforced at MIA 32.</i>	X1
<u>1-10-MIA 47</u>	(14:16) (No Huddle, Shotgun) M.Gaskin up the middle to MIA 47 for no gain (D.Jones, B.Roy).	
2-10-MIA 47	(13:44) (No Huddle, Shotgun) T.Tagovailoa pass short middle to A.Wilson to MIA 46 for -1 yards (B.Burns).	
3-11-MIA 46	(13:02) (Shotgun) T.Tagovailoa pass short middle to J.Waddle to CAR 29 for 25 yards (J.Burris).	P2
<u>1-10-CAR 29</u>	(12:18) M.Gaskin left guard to CAR 26 for 3 yards (S.Thompson, J.Carter).	
2-7-CAR 26	(11:42) (Shotgun) M.Gaskin up the middle to CAR 24 for 2 yards (H.Reddick).	
3-5-CAR 24	(11:01) (Shotgun) T.Tagovailoa sacked at CAR 34 for -10 yards (B.Burns). FUMBLES (B.Burns) [B.Burns], recovered by MIA-J.Davis at CAR 42.	
4-23-CAR 42	(10:18) M.Palardy punts 37 yards to CAR 5, Center-B.Ferguson, fair catch by A.Erickson.	

Carolina Panthers at 10:09

1-10-CAR 5	(10:09) (Shotgun) C.Newton pass incomplete short middle to Dj.Moore (E.Rowe).	
	Miami challenged the incomplete pass ruling, and the play was Upheld. The ruling on the field stands. (Timeout #1.)	
2-10-CAR 5	(10:05) (Shotgun) C.McCaffrey left tackle to CAR 9 for 4 yards (E.Rowe).	
3-6-CAR 9	(9:22) (Shotgun) C.Newton pass incomplete short right to Dj.Moore.	
4-6-CAR 9	(9:18) L.Edwards punt is BLOCKED by D.Riley, Center-J.Jansen, RECOVERED by MIA-J.Coleman at CAR 2. J.Coleman for 2 yards, TOUCHDOWN.	

Miami Dolphins at 9:11

J.Sanders extra point is GOOD, Center-B.Ferguson, Holder-M.Palardy.

CAR 0 MIA 7, 0 plays, 2 yards, 0:00 drive , 5:49 elapsed

J.Sanders kicks 65 yards from MIA 35 to end zone, Touchback.

Carolina Panthers at 9:11

1-10-CAR 25	(9:11) C.McCaffrey right tackle to CAR 29 for 4 yards (D.Riley).	
2-6-CAR 29	(8:28) (Shotgun) C.Newton pass incomplete short right to C.McCaffrey.	
3-6-CAR 29	(8:24) (Shotgun) C.Newton pass deep middle to Dj.Moore to MIA 7 for 64 yards (By.Jones).	P1
<u>1-7-MIA 7</u>	(7:33) (Shotgun) Direct snap to C.McCaffrey. C.McCaffrey right tackle to MIA 3 for 4 yards (Z.Sieler; C.Wilkins).	
2-3-MIA 3	(6:51) (Shotgun) C.Newton left guard to MIA 1 for 2 yards (E.Ogbah; R.Davis).	
3-1-MIA 1	(6:09) (Shotgun) C.Newton left guard for 1 yard, TOUCHDOWN.	R2
	Z.Gonzalez extra point is GOOD, Center-J.Jansen, Holder-L.Edwards.	

CAR 7 MIA 7, 6 plays, 75 yards, 3:10 drive, 8:59 elapsed

Z.Gonzalez kicks 65 yards from CAR 35 to end zone, Touchback.

Miami Dolphins at 6:01

1-10-MIA 25	(6:01) (Shotgun) M.Gaskin left guard to MIA 31 for 6 yards (B.Burns, D.Jackson).	
2-4-MIA 31	(5:28) (Shotgun) T.Tagovailoa pass short left to P.Williams to MIA 35 for 4 yards (D.Jackson).	P3
<u>1-10-MIA 35</u>	(4:49) (Shotgun) M.Gaskin up the middle to MIA 38 for 3 yards (B.Roy).	
2-7-MIA 38	(4:15) (Shotgun) T.Tagovailoa pass short middle to J.Waddle to MIA 48 for 10 yards (J.Burris; J.Chinn).	P4
<u>1-10-MIA 48</u>	(3:39) (No Huddle, Shotgun) S.Ahmed right guard to MIA 49 for 1 yard (P.Hoskins).	
2-9-MIA 49	(3:12) (No Huddle, Shotgun) T.Tagovailoa pass short middle to D.Smythe to CAR 45 for 6 yards (J.Burris).	
3-3-CAR 45	(2:28) (Shotgun) T.Tagovailoa sacked at MIA 47 for -8 yards (P.Hoskins).	
4-11-MIA 47	(1:51) M.Palardy punts 44 yards to CAR 9, Center-B.Ferguson, fair catch by A.Erickson.	

Carolina Panthers at 1:45

1-10-CAR 9	(1:45) C.McCaffrey left tackle to CAR 24 for 15 yards (D.Riley).	R3
<u>1-10-CAR 24</u>	(1:20) (No Huddle, Shotgun) C.McCaffrey left end to CAR 29 for 5 yards (A.Van Ginkel, E.Rowe).	
2-5-CAR 29	(:43) (Shotgun) C.Newton pass short left to T.Tremble to CAR 33 for 4 yards (E.Roberts).	

END OF QUARTER

	Score	Time Poss	First Downs				Efficiencies		
			R	P	X	T	3 Down	4 Down	
Carolina Panthers	7	5:53	2	1	0	3	2/3	0/0	
Miami Dolphins	7	9:07	0	3	1	4	1/3	0/0	



Carolina Panthers vs Miami Dolphins at Hard Rock Stadium

Play By Play

Second Quarter

11/28/2021

Carolina Panthers continued.

3-1-CAR 33	(15:00) (Shotgun) C.Newton right end to CAR 35 for 2 yards (E.Ogbah, J.Holland).	R4
<u>1-10-CAR 35</u>	(14:17) C.McCaffrey right guard to CAR 37 for 2 yards (R.Davis).	
2-8-CAR 37	(13:33) (Shotgun) C.McCaffrey right guard to CAR 40 for 3 yards (C.Wilkins; D.Riley).	
3-5-CAR 40	(12:53) (Shotgun) C.Newton pass short right intended for R.Anderson INTERCEPTED by J.Holland at MIA 47. J.Holland to MIA 47 for no gain (B.Zylstra).	

Miami Dolphins at 12:46

1-10-MIA 47	(12:46) (Shotgun) T.Tagovailoa pass incomplete short left to A.Wilson.	
2-10-MIA 47	(12:41) (Shotgun) P.Lindsay left guard to CAR 48 for 5 yards (B.Roy, B.Burns).	
3-5-CAR 48	(12:02) (Shotgun) T.Tagovailoa to MIA 47 for -5 yards. FUMBLES, and recovers at CAR 49. T.Tagovailoa pass incomplete short middle to J.Waddle.	
4-5-CAR 48	(11:57) M.Palardy punts 35 yards to CAR 13, Center-B.Ferguson, fair catch by A.Erickson.	

Carolina Panthers at 11:50

1-10-CAR 13	(11:50) (Shotgun) C.Newton pass short left to R.Anderson to CAR 22 for 9 yards (E.Rowe). <i>PENALTY on CAR-M.Jordan, Offensive Holding, 6 yards, enforced at CAR 13 - No Play.</i>	
1-16-CAR 7	(11:25) (Shotgun) C.McCaffrey left tackle to CAR 8 for 1 yard (R.Davis; C.Wilkins).	
2-15-CAR 8	(10:39) (Shotgun) C.Newton pass deep right intended for Dj.Moore INTERCEPTED by X.Howard at CAR 25. X.Howard to CAR 9 for 16 yards (Dj.Moore).	

Miami Dolphins at 10:27

1-9-CAR 9	(10:27) T.Tagovailoa pass short left to J.Waddle to CAR 9 for no gain (D.Jackson).	
2-9-CAR 9	(9:48) (Shotgun) M.Gaskin right guard to CAR 9 for no gain (M.Hartsfield).	
3-9-CAR 9	(9:06) (Shotgun) T.Tagovailoa pass short left to J.Waddle for 9 yards, TOUCHDOWN.	P5
J.Sanders extra point is GOOD, Center-B.Ferguson, Holder-M.Palardy.		

CAR 7 MIA 14, 3 plays, 9 yards, 1:26 drive, 5:59 elapsed

J.Sanders kicks 65 yards from MIA 35 to end zone, Touchback.

Carolina Panthers at 9:01

1-10-CAR 25	(9:01) (Shotgun) C.Hubbard left tackle to CAR 26 for 1 yard (E.Roberts; J.Baker).	
2-9-CAR 26	(8:19) (Shotgun) C.McCaffrey right guard to CAR 23 for -3 yards (J.Baker).	
3-12-CAR 23	(7:37) (Shotgun) C.Newton pass incomplete deep right to R.Anderson.	
4-12-CAR 23	(7:30) L.Edwards punts 57 yards to MIA 20, Center-J.Jansen. J.Waddle to MIA 27 for 7 yards (S.Franklin, M.Cole).	

Miami Dolphins at 7:19

1-10-MIA 27	(7:19) (Shotgun) P.Lindsay right end pushed ob at MIA 29 for 2 yards (S.Thompson).	
2-8-MIA 29	(6:44) T.Tagovailoa pass short middle to J.Waddle to CAR 14 for 57 yards (D.Jackson).	P6
<u>1-10-CAR 14</u>	(5:58) (Shotgun) T.Tagovailoa pass short right to S.Ahmed to CAR 5 for 9 yards (J.Burris).	
2-1-CAR 5	(5:16) T.Tagovailoa pass incomplete short middle to M.Hollins (J.Chinn).	
3-1-CAR 5	(5:08) (Shotgun) T.Tagovailoa left end to CAR 3 for 2 yards (D.Jackson).	R7
<u>1-3-CAR 3</u>	(4:32) (Shotgun) Direct snap to M.Gaskin. M.Gaskin right end for 3 yards, TOUCHDOWN.	R8
J.Sanders extra point is GOOD, Center-B.Ferguson, Holder-M.Palardy.		

CAR 7 MIA 21, 6 plays, 73 yards, 2:53 drive, 10:34 elapsed

J.Sanders kicks 65 yards from MIA 35 to end zone, Touchback.

Carolina Panthers at 4:26

1-10-CAR 25	<i>(4:26) PENALTY on CAR-T.Scott, False Start, 5 yards, enforced at CAR 25 - No Play.</i>	
1-15-CAR 20	(4:26) C.McCaffrey right tackle to CAR 20 for no gain (Z.Sieler, A.Van Ginkel).	
2-15-CAR 20	(3:46) (Shotgun) C.Newton pass incomplete short left to R.Anderson (Z.Sieler).	
3-15-CAR 20	(3:41) (Shotgun) C.Newton pass incomplete short middle to A.Abdullah.	
4-15-CAR 20	(3:37) L.Edwards punts 55 yards to MIA 25, Center-J.Jansen. J.Holland to MIA 32 for 7 yards (S.Franklin; J.Stanford).	

Miami Dolphins at 3:26

1-10-MIA 32	(3:26) (Shotgun) M.Gaskin left tackle to MIA 34 for 2 yards (J.Chinn).	
2-8-MIA 34	(2:51) (Shotgun) M.Gaskin up the middle to MIA 39 for 5 yards (D.Brown; D.Jones).	
3-3-MIA 39	(2:09) (Shotgun) T.Tagovailoa pass short right to M.Gaskin to MIA 44 for 5 yards (S.Thompson).	P9

Two-Minute Warning

<u>1-10-MIA 44</u>	(2:00) (Shotgun) S.Ahmed left tackle to MIA 41 for -3 yards (B.Burns, H.Reddick).	
--------------------	---	--



Carolina Panthers vs Miami Dolphins at Hard Rock Stadium

Timeout #1 by CAR at 01:54.	
2-13-MIA 41	(1:54) (Shotgun) T.Tagovailoa pass short right to A.Wilson to MIA 46 for 5 yards (S.Thompson).
Timeout #2 by CAR at 01:44.	
3-8-MIA 46	(1:44) (Shotgun) <i>PENALTY on MIA-A.Wilson, False Start, 5 yards, enforced at MIA 46 - No Play.</i>
3-13-MIA 41	(1:44) (Shotgun) <i>PENALTY on MIA-J.Waddle, False Start, 5 yards, enforced at MIA 41 - No Play.</i>
3-18-MIA 36	(1:44) (Shotgun) M.Gaskin right guard to MIA 39 for 3 yards (Y.Gross-Matos).
Timeout #3 by CAR at 01:41.	
4-15-MIA 39	(1:41) M.Palardy punts 46 yards to CAR 15, Center-B.Ferguson, out of bounds.
Carolina Panthers at 1:34	
1-10-CAR 15	(1:34) (Shotgun) C.Newton pass incomplete short middle to A.Abdullah (J.Phillips).
2-10-CAR 15	(1:30) (Shotgun) C.Newton pass short middle to A.Abdullah to CAR 28 for 13 yards (N.Needham; E.Rowe). P5
<u>1-10-CAR 28</u>	(1:10) (No Huddle, Shotgun) C.Newton pass incomplete short middle to A.Abdullah [J.Phillips].
2-10-CAR 28	(1:06) (Shotgun) C.Newton pass incomplete short middle to A.Abdullah.
3-10-CAR 28	(1:02) (Shotgun) C.Newton pass incomplete short right to I.Thomas [A.Van Ginkel].
4-10-CAR 28	(:59) L.Edwards punts 40 yards to MIA 32, Center-J.Jansen, fair catch by J.Holland.
Miami Dolphins at 0:53	
1-10-MIA 32	(:53) (Shotgun) T.Tagovailoa pass short middle to M.Gesicki to MIA 37 for 5 yards (S.Thompson).
2-5-MIA 37	(:29) (No Huddle, Shotgun) T.Tagovailoa pass short left to M.Gesicki pushed ob at MIA 44 for 7 yards (D.Jackson). P10
<u>1-10-MIA 44</u>	(:25) (Shotgun) T.Tagovailoa pass short middle to J.Waddle to CAR 45 for 11 yards (J.Chinn). P11
Timeout #2 by MIA at 00:21.	
<u>1-10-CAR 45</u>	(:21) (Shotgun) T.Tagovailoa pass short middle to I.Ford to CAR 34 for 11 yards (H.Reddick). P12
Timeout #3 by MIA at 00:16.	
<u>1-10-CAR 34</u>	(:16) (Shotgun) T.Tagovailoa pass short left to J.Waddle ran ob at CAR 27 for 7 yards (D.Jackson).
2-3-CAR 27	(:12) (Shotgun) T.Tagovailoa Aborted. A.Reiter FUMBLES at CAR 27, touched at CAR 40, RECOVERED by CAR-F.Luvu at CAR 49. F.Luvu to MIA 23 for 28 yards (I.Ford).
Carolina Panthers at 0:01	
1-10-MIA 23	(:01) Z.Gonzalez 41 yard field goal is GOOD, Center-J.Jansen, Holder-L.Edwards.

CAR 10 MIA 21, 1 plays, 0 yards, 0:01 drive, 15:00 elapsed								
END OF QUARTER	Score	Time	First Downs				Efficiencies	
		Poss	R	P	X	T	3 Down	4 Down
Carolina Panthers	10	7:01	1	1	0	2	1/5	0/0
Miami Dolphins	21	7:59	2	6	0	8	3/5	0/0



Carolina Panthers vs Miami Dolphins at Hard Rock Stadium

Play By Play

CAR elects to Receive, and MIA elects to defend the East goal.
J.Sanders kicks 65 yards from MIA 35 to end zone, Touchback.

Third Quarter

11/28/2021

Carolina Panthers at 15:00

1-10-CAR 25	(15:00) (Shotgun) C.Newton pass short right to Dj.Moore pushed ob at CAR 29 for 4 yards (J.Baker).	
2-6-CAR 29	(14:22) C.Hubbard right guard to CAR 34 for 5 yards (C.Wilkins, By Jones).	
3-1-CAR 34	(13:39) A.Abdullah right end to CAR 33 for -1 yards (E.Roberts).	
4-2-CAR 33	(13:06) (Punt formation) Direct snap to S.Chandler. S.Chandler right end pushed ob at CAR 47 for 14 yards (C.Fejedelem).	R6
<u>1-10-CAR 47</u>	(12:34) (Shotgun) C.Newton pass incomplete deep right to T.Tremble [A.Van Ginkel].	
2-10-CAR 47	(12:28) (Shotgun) <i>PENALTY on CAR, Delay of Game, 5 yards, enforced at CAR 47 - No Play.</i>	
2-15-CAR 42	(12:28) (Shotgun) C.Newton pass incomplete short right to Dj.Moore.	
3-15-CAR 42	(12:24) (Shotgun) C.Newton pass short middle to A.Abdullah to CAR 49 for 7 yards (N.Needham, E.Rowe).	
4-8-CAR 49	(11:43) L.Edwards punts 51 yards to end zone, Center-J.Jansen, Touchback.	

Miami Dolphins at 11:35

1-10-MIA 20	(11:35) (Shotgun) T.Tagovailoa pass short left to J.Waddle to MIA 27 for 7 yards (D.Jackson).	
2-3-MIA 27	(11:07) (No Huddle, Shotgun) M.Gaskin right guard to MIA 29 for 2 yards (B.Roy, A.Bouye).	
2-3-MIA 29	(10:28) S.Ahmed right end pushed ob at MIA 45 for 16 yards (S.Gilmore).	R13
<u>1-10-MIA 45</u>	(9:53) (No Huddle, Shotgun) S.Ahmed up the middle to MIA 45 for no gain (J.Carter).	
2-10-MIA 45	(9:26) (No Huddle, Shotgun) T.Tagovailoa pass short left to D.Smythe pushed ob at MIA 49 for 4 yards (S.Gilmore).	
3-6-MIA 49	(8:49) (Shotgun) T.Tagovailoa pass short right to J.Waddle to CAR 40 for 11 yards (D.Jackson).	P14
<u>1-10-CAR 40</u>	(8:07) (Shotgun) T.Tagovailoa pass short left to D.Smythe to CAR 29 for 11 yards (J.Chinn).	P15
<u>1-10-CAR 29</u>	(7:25) (Shotgun) P.Lindsay right guard to CAR 27 for 2 yards (D.Brown).	
2-8-CAR 27	(6:42) (Shotgun) T.Tagovailoa pass incomplete deep right to I.Ford [S.Thompson].	
	<i>PENALTY on MIA-A.Jackson, Offensive Holding, 10 yards, enforced at CAR 27 - No Play.</i>	
2-18-CAR 37	(6:37) (Shotgun) M.Gaskin right end to CAR 33 for 4 yards (S.Thompson).	
	<i>PENALTY on CAR-H.Reddick, Taunting, 15 yards, enforced at CAR 33.</i>	X16
<u>1-10-CAR 18</u>	(6:15) (Shotgun) T.Tagovailoa pass short left to D.Smythe to CAR 9 for 9 yards (S.Thompson).	
2-1-CAR 9	(5:33) (Shotgun) M.Gaskin left guard to CAR 5 for 4 yards (S.Thompson, J.Chinn).	R17
<u>1-5-CAR 5</u>	(4:49) (Shotgun) T.Tagovailoa pass short left to D.Smythe to CAR 3 for 2 yards (S.Thompson).	
2-3-CAR 3	(4:14) (Shotgun) Direct snap to M.Gaskin. M.Gaskin left end for 3 yards, TOUCHDOWN.	R18
	J.Sanders extra point is No Good, Hit Left Upright, Center-B.Ferguson, Holder-M.Palardy.	

CAR 10 MIA 27, 13 plays, 80 yards, 1 penalty, 7:24 drive, 10:49 elapsed

J.Sanders kicks 65 yards from MIA 35 to end zone, Touchback.

Carolina Panthers at 4:11

1-10-CAR 25	(4:11) C.Hubbard left guard to CAR 41 for 16 yards (J.Holland; N.Needham).	
	<i>PENALTY on CAR-P.Elflein, Offensive Holding, 10 yards, enforced at CAR 25 - No Play.</i>	
1-20-CAR 15	(3:43) (Shotgun) C.Newton pass incomplete short right to I.Thomas (E.Ogbah).	
2-20-CAR 15	(3:39) (Shotgun) C.Newton sacked at CAR 1 for -14 yards (J.Phillips).	
3-34-CAR 1	(2:49) (Shotgun) C.Newton pass incomplete short middle to C.Hubbard (A.Butler).	
4-34-CAR 1	(2:45) L.Edwards punts 58 yards to MIA 41, Center-J.Jansen. J.Holland MUFFS catch, and recovers at MIA 41. J.Holland to CAR 47 for 12 yards (G.Ricci). CAR-G.Ricci was injured during the play.	

Miami Dolphins at 2:32

1-10-CAR 47	(2:32) (Shotgun) P.Lindsay right tackle to CAR 44 for 3 yards (Y.Gross-Matos, S.Thompson).	
2-7-CAR 44	(1:54) (Shotgun) P.Lindsay right tackle to CAR 36 for 8 yards (C.Henderson).	R19
<u>1-10-CAR 36</u>	(1:14) P.Lindsay right end ran ob at CAR 29 for 7 yards (B.Roy, J.Carter).	
2-3-CAR 29	(:34) (Shotgun) P.Lindsay up the middle to CAR 27 for 2 yards (S.Thompson, B.Burns).	

END OF QUARTER

		Time Poss	First Downs				Efficiencies		
	Score		R	P	X	T	3 Down	4 Down	
Carolina Panthers	10	5:04	1	0	0	1	0/3	1/1	
Miami Dolphins	27	9:56	4	2	1	7	2/2	0/0	



Carolina Panthers vs Miami Dolphins at Hard Rock Stadium

Fourth Quarter

11/28/2021

Play By Play

Miami Dolphins continued.

3-1-CAR 27	(15:00) (Shotgun) P.Lindsay left guard to CAR 27 for no gain (C.Henderson, S.Thompson).	
4-1-CAR 27	(14:05) S.Ahmed left end to CAR 24 for 3 yards (D.Jackson).	R20
<u>1-10-CAR 24</u>	(13:23) (Shotgun) T.Tagovailoa pass short right to M.Gaskin to CAR 26 for -2 yards (M.Hartsfield).	
2-12-CAR 26	(12:44) (No Huddle, Shotgun) T.Tagovailoa pass short left to D.Smythe to CAR 23 for 3 yards (J.Chinn).	
	<i>PENALTY on MIA-L.Eichenberg, Offensive Holding, 10 yards, enforced at CAR 26 - No Play.</i>	
2-22-CAR 36	(12:20) (Shotgun) <i>PENALTY on MIA-A.Jackson, False Start, 5 yards, enforced at CAR 36 - No Play.</i>	
2-27-CAR 41	(12:18) (Shotgun) M.Gaskin left guard to CAR 33 for 8 yards (J.Chinn). MIA-A.Reiter was injured during the play. His return is Probable. CAR-J.Chinn was injured during the play. His return is Probable.	
3-19-CAR 33	(11:45) MIA-64-C.Tom at Center (Shotgun) T.Tagovailoa pass short right to A.Wilson to CAR 28 for 5 yards (S.Chandler, M.Fox).	
4-14-CAR 28	(11:03) J.Sanders 46 yard field goal is GOOD, Center-B.Ferguson, Holder-M.Palardy.	

CAR 10 MIA 30, 10 plays, 19 yards, 6:34 drive, 4:02 elapsed

J.Sanders kicks 65 yards from MIA 35 to end zone, Touchback.

Carolina Panthers at 10:58

1-10-CAR 25	(10:58) 6-PJ Walker at QB (Shotgun) P.Walker sacked at CAR 16 for -9 yards (E.Ogbah).	
2-19-CAR 16	(10:33) (No Huddle, Shotgun) P.Walker pass deep right to Dj.Moore ran ob at CAR 34 for 18 yards (X.Howard).	
3-1-CAR 34	(10:10) (No Huddle, Shotgun) A.Abdullah left tackle to CAR 39 for 5 yards (N.Needham; J.Phillips).	R7
<u>1-10-CAR 39</u>	(9:47) (No Huddle, Shotgun) P.Walker sacked at CAR 29 for -10 yards (J.Phillips).	
2-20-CAR 29	(9:14) (No Huddle, Shotgun) P.Walker pass short left intended for L.Thomas INTERCEPTED by N.Needham (A.Van Ginkel) [A.Van Ginkel] at CAR 37. N.Needham to CAR 37 for no gain (L.Thomas).	

Miami Dolphins at 9:03

1-10-CAR 37	(9:03) (Shotgun) P.Lindsay left guard to CAR 35 for 2 yards (M.Hartsfield, B.Roy).	
2-8-CAR 35	(8:19) P.Lindsay left end to CAR 34 for 1 yard (D.Jones, H.Reddick).	
3-7-CAR 34	(7:36) (Shotgun) T.Tagovailoa pass short middle to A.Wilson to CAR 28 for 6 yards (A.Bouye).	
4-1-CAR 28	(6:50) Direct snap to D.Smythe. D.Smythe up the middle to CAR 27 for 1 yard (D.Jones, M.Fox).	R21
<u>1-10-CAR 27</u>	(6:05) (Shotgun) P.Lindsay right guard to CAR 18 for 9 yards (J.Carter).	
2-1-CAR 18	(5:20) Direct snap to D.Smythe. D.Smythe up the middle to CAR 16 for 2 yards (D.Jones; J.Carter).	R22
<u>1-10-CAR 16</u>	(4:37) (Shotgun) P.Lindsay left tackle to CAR 15 for 1 yard (D.Jackson).	
2-9-CAR 15	(3:55) (Shotgun) T.Tagovailoa pass incomplete short left to L.Ford (D.Jackson).	
3-9-CAR 15	(3:50) M.Gaskin left guard to CAR 14 for 1 yard (J.Chinn).	
	Timeout #1 by CAR at 03:45.	
4-8-CAR 14	(3:45) J.Sanders 33 yard field goal is GOOD, Center-B.Ferguson, Holder-M.Palardy.	

CAR 10 MIA 33, 10 plays, 23 yards, 5:22 drive, 11:19 elapsed

J.Sanders kicks 65 yards from MIA 35 to end zone, Touchback.

Carolina Panthers at 3:41

1-10-CAR 25	(3:41) (Shotgun) P.Walker pass deep right to B.Zylstra to CAR 49 for 24 yards (S.Redwine).	P8
<u>1-10-CAR 49</u>	(3:16) (No Huddle, Shotgun) <i>PENALTY on CAR-D.Daley, False Start, 5 yards, enforced at CAR 49 - No Play.</i>	
1-15-CAR 44	(3:16) (No Huddle, Shotgun) P.Walker pass incomplete short right to T.Tremble [S.Eguavoen].	
2-15-CAR 44	(3:12) (Shotgun) P.Walker pass incomplete deep right to Dj.Moore.	
3-15-CAR 44	(3:08) (Shotgun) P.Walker pass short middle to A.Erickson to MIA 43 for 13 yards (N.Needham, E.Rowe). CAR-M.Jordan was injured during the play. His return is Probable.	
4-2-MIA 43	(2:36) (Shotgun) P.Walker pass short right to R.Anderson to MIA 28 for 15 yards (Ja.Davis) [A.Van Ginkel].	P9
<u>1-10-MIA 28</u>	(2:12) (No Huddle, Shotgun) P.Walker pass deep right to Dj.Moore pushed ob at MIA 11 for 17 yards (Ja.Davis).	P10
<u>1-10-MIA 11</u>	(2:06) (Shotgun) P.Walker sacked at MIA 15 for -4 yards (J.Phillips).	

Two-Minute Warning

2-14-MIA 15	(2:00) (Shotgun) P.Walker pass incomplete short right to Dj.Moore (Ja.Davis). MIA-Ja.Davis was injured during the play. His return is Probable.	
	Timeout #1 by MIA at 01:56. TO due to injury under two minutes.	
3-14-MIA 15	(1:56) (Shotgun) P.Walker sacked at MIA 23 for -8 yards (C.Wilkins).	
4-22-MIA 23	(1:15) (Shotgun) P.Walker pass incomplete deep middle to B.Zylstra.	

Miami Dolphins at 1:08

1-10-MIA 23	(1:08) T.Tagovailoa kneels to MIA 22 for -1 yards.
2-11-MIA 22	(:32) T.Tagovailoa kneels to MIA 21 for -1 yards.

END OF QUARTER

	Score	Time Poss	First Downs				Efficiencies	
			R	P	X	T	3 Down	4 Down
Carolina Panthers	10	4:28	1	3	0	4	1/3	1/2
Miami Dolphins	33	10:32	3	0	0	3	0/4	2/2



Miscellaneous Statistics Report

Carolina Panthers vs Miami Dolphins
11/28/2021 at Hard Rock Stadium

Ten Longest Plays for Carolina Panthers

Yards	Qtr	Play Start	Play Description
64	1	3-6-CAR 29	(8:24) (Shotgun) C.Newton pass deep middle to Dj.Moore to MIA 7 for 64 yards (By Jones).
24	4	1-10-CAR 25	(3:41) (Shotgun) P.Walker pass deep right to B.Zylstra to CAR 49 for 24 yards (S.Redwine).
18	4	2-19-CAR 16	(10:33) (No Huddle, Shotgun) P.Walker pass deep right to Dj.Moore ran ob at CAR 34 for 18 yards (X.Howard).
17	4	1-10-MIA 28	(2:12) (No Huddle, Shotgun) P.Walker pass deep right to Dj.Moore pushed ob at MIA 11 for 17 yards (Ja.Davis).
15	1	1-10-CAR 9	(1:45) C.McCaffrey left tackle to CAR 24 for 15 yards (D.Riley).
15	4	4-2-MIA 43	(2:36) (Shotgun) P.Walker pass short right to R.Anderson to MIA 28 for 15 yards (Ja.Davis) [A.Van Ginkel].
14	3	4-2-CAR 33	(13:06) (Punt formation) Direct snap to S.Chandler. S.Chandler right end pushed ob at CAR 47 for 14 yards (C.Fejedelem).
13	2	2-10-CAR 15	(1:30) (Shotgun) C.Newton pass short middle to A.Abdullah to CAR 28 for 13 yards (N.Needham; E.Rowe).
13	4	3-15-CAR 44	(3:08) (Shotgun) P.Walker pass short middle to A.Erickson to MIA 43 for 13 yards (N.Needham, E.Rowe). CAR-M.Jordan was injured during the play. His return is Probable.
7	3	3-15-CAR 42	(12:24) (Shotgun) C.Newton pass short middle to A.Abdullah to CAR 49 for 7 yards (N.Needham, E.Rowe).

Ten Longest Plays for Miami Dolphins

Yards	Qtr	Play Start	Play Description
57	2	2-8-MIA 29	(6:44) T.Tagovailoa pass short middle to J.Waddle to CAR 14 for 57 yards (D.Jackson).
25	1	3-11-MIA 46	(13:02) (Shotgun) T.Tagovailoa pass short middle to J.Waddle to CAR 29 for 25 yards (J.Burris).
20	1	2-8-MIA 27	(14:35) (No Huddle, Shotgun) T.Tagovailoa pass short right to M.Gesicki to MIA 32 for 5 yards (S.Thompson; M.Hartsfield).
19	3	2-18-CAR 37	(6:37) (Shotgun) M.Gaskin right end to CAR 33 for 4 yards (S.Thompson).
16	3	3-1-MIA 29	(10:28) S.Ahmed right end pushed ob at MIA 45 for 16 yards (S.Gilmore).
11	2	1-10-MIA 44	(2:25) (Shotgun) T.Tagovailoa pass short middle to J.Waddle to CAR 45 for 11 yards (J.Chinn).
11	2	1-10-CAR 45	(2:21) (Shotgun) T.Tagovailoa pass short middle to I.Ford to CAR 34 for 11 yards (H.Reddick).
11	3	3-6-MIA 49	(8:49) (Shotgun) T.Tagovailoa pass short right to J.Waddle to CAR 40 for 11 yards (D.Jackson).
11	3	1-10-CAR 40	(8:07) (Shotgun) T.Tagovailoa pass short left to D.Smythe to CAR 29 for 11 yards (J.Chinn).
10	1	2-7-MIA 38	(4:15) (Shotgun) T.Tagovailoa pass short middle to J.Waddle to MIA 48 for 10 yards (J.Burris; J.Chinn).

Touchdown Scoring Information

		Offense	Defense	Special Teams
VISITOR	Carolina Panthers	1	0	0
HOME	Miami Dolphins	3	0	1

Player Scoring Information

Club	Player	TD	Rush TD	Rec TD	KO TD	Punt TD	Int TD	Fum TD	Misc TD	FG	XP	2Pt Rush	2Pt Rec	Sfty	Points
CAR	C.Newton	0	1	0	0	0	0	0	0	0	0	0	0	0	6
CAR	Z.Gonzalez	0	0	0	0	0	0	0	0	1	1	0	0	0	4
MIA	M.Gaskin	0	2	0	0	0	0	0	0	0	0	0	0	0	12
MIA	J.Sanders	0	0	0	0	0	0	0	0	2	3	0	0	0	9
MIA	J.Waddle	0	0	1	0	0	0	0	0	0	0	0	0	0	6
MIA	J.Coleman	0	0	0	0	0	0	0	1	0	0	0	0	0	6

Possession Detail

	First Half		Second Half		Game	
	Visitor	Home	Visitor	Home	Visitor	Home
Largest Lead	0	14	0	23	0	23
Drives Leading	0	3	0	4	0	7
Time of Possession Leading	0:00	5:37	0:00	20:28	0:00	26:05
Largest Deficit	-14	0	-23	0	-23	0
Drives Trailing	5	0	4	0	9	0
Time of Possession Trailing	6:34	0:00	9:32	0:00	16:06	0:00
Times Score Tied Up		1		0		1
Lead Changes		2		0		2



Playtime Percentage

Percent of playtime per player on offense, defense and special teams (Unofficial)

Carolina Panthers					Miami Dolphins				
		Offense	Defense	Special Teams		Offense	Defense	Special Teams	
D Daley	G	55 100%		2 7%	A Jackson	T	74 100%	6 21%	
T Moton	T	55 100%		2 7%	J Davis	T	74 100%	6 21%	
T Scott	T	55 100%		2 7%	R Hunt	G	74 100%	6 21%	
P Elflein	G	55 100%			T Tagovailoa	QB	74 100%		
D Moore	WR	53 96%			L Eichenberg	T	74 100%		
R Anderson	WR	51 93%			A Reiter	C	73 99%		
I Thomas	TE	40 73%		7 25%	D Smythe	TE	66 89%	12 43%	
C Newton	QB	40 73%			M Gesicki	TE	59 80%		
M Jordan	G	35 64%			J Waddle	WR	55 74%	4 14%	
B Zylstra	WR	28 51%		18 64%	M Gaskin	RB	37 50%		
A Abdullah	RB	27 49%		7 25%	A Wilson	WR	35 47%		
T Tremble	TE	25 45%		16 57%	H Long	TE	24 32%		
B Christensen	T	20 36%		2 7%	P Williams	WR	23 31%		
C McCaffrey	RB	20 36%			M Hollins	WR	19 26%	17 61%	
S Smith	WR	15 27%			P Lindsay	RB	15 20%		
P Walker	QB	15 27%			S Ahmed	RB	13 18%		
C Hubbard	RB	11 20%		11 39%	P Laird	RB	12 16%	2 7%	
G Ricci	FB	4 7%		20 71%	I Ford	WR	12 16%		
A Erickson	WR	1 2%		6 21%	C Tom	C	1 1%		
S Thompson	LB		74 100%		E Rowe	SS		50 91%	
J Chinn	FS		71 96%	7 25%	J Holland	FS		45 82%	7 25%
D Jackson	CB		68 92%	4 14%	B Jones	CB		45 82%	2 7%
M Hartsfield	FS		58 78%		J Baker	LB		45 82%	
J Carter	LB		56 76%	8 29%	X Howard	CB		45 82%	
J Burris	SS		56 76%	8 29%	A Van Ginkel	LB		43 78%	16 57%
B Burns	DE		49 66%	8 29%	E Ogbah	DE		43 78%	2 7%
H Reddick	LB		46 62%	6 21%	N Needham	CB		38 69%	16 57%
S Gilmore	CB		43 58%	3 11%	C Wilkins	DT		31 56%	11 39%
D Jones	DT		39 53%	8 29%	A Butler	DE		31 56%	2 7%
D Brown	DT		36 49%	5 18%	D Riley	LB		30 55%	17 61%
B Roy	DT		34 46%	3 11%	J Phillips	LB		28 51%	
M Fox	DE		32 43%	7 25%	Z Sieler	DT		23 42%	10 36%
Y Gross-Matos	DE		30 41%	1 4%	R Davis	NT		23 42%	2 7%
C Henderson	CB		28 38%	5 18%	E Roberts	LB		21 38%	2 7%
A Bouye	CB		21 28%	3 11%	J Coleman	CB		20 36%	9 32%
M Haynes	DE		17 23%		N Igbinooghene	CB		10 18%	18 64%
P Hoskins	DT		16 22%		S Redwine	FS		10 18%	14 50%
S Chandler	SS		15 20%	19 68%	J Davis	CB		10 18%	
K Taylor	CB		13 18%	14 50%	S Eguavoen	LB		7 13%	18 64%
F Luvu	LB		10 14%	26 93%	C Fejedelem	SS		6 11%	22 79%
S Franklin	SS		2 3%	18 64%	V Biegel	LB		1 2%	22 79%
J Stanford	LB			18 64%	C Carter	TE			18 64%
M Cole	WR			18 64%	J Sanders	K			13 46%
L Edwards	P			9 32%	B Ferguson	LS			10 36%
J Jansen	LS			9 32%	M Palardy	P			10 36%
Z Gonzalez	K			4 14%	S Kindley	G			6 21%
S Tecklenburg	C			2 7%	R Jones	G			6 21%
A Pleasants	T			2 7%					



BIOS



STEPHEN ROSS

CHAIRMAN OF THE BOARD / MANAGING GENERAL PARTNER

COLLEGE: MICHIGAN

NFL: 14TH SEASON

DOLPHINS: 14TH SEASON

Stephen M. Ross, Chairman and Founder of Related Companies, the most prominent privately-owned real estate firm in the United States, first invested in the Miami Dolphins in February 2008, and in 2009, assumed the responsibilities of managing general partner of both the Miami Dolphins and Hard Rock Stadium. The role is the culmination of one of his long-held dreams -- Ross grew up in South Florida and the Dolphins have been a lifetime passion for him.

Throughout the Dolphins organization, Ross' ethos of building a first-class team on and off the field is etched deep. His \$730 million investment in Hard Rock Stadium and its surrounding properties has transformed the iconic venue into a global entertainment destination that showcases the best Miami has to offer. From world-class fare to arts, culture and luxury hospitality, Hard Rock Stadium now delivers an elevated guest experience that is unparalleled in professional sports. As a result of the privately-funded renovation, Hard Rock Stadium attracted and secured Super Bowl LIV – which coincided with the 100th season of the NFL – the 2021 College Football Playoff National Championship, major concerts, international soccer matches and a host of world-class events. On the football side, Ross has demonstrated a steadfast commitment to provide coaches, support staff and players the necessary resources to build a winning team that will compete consistently for championships. He invested \$135 million into the state-of-the-art Baptist Health Training Complex. Completed by Moss Construction with interior design by Rockwell Group and architecture by ROSSETTI, the best-in-class venue was meticulously planned to create a contemporary, welcoming training environment for coaches, players, and staff.

Ross, as a sports entrepreneur, is known for his attention to detail and thinking outside the box. He is responsible for orchestrating El Clásico Miami – the first-ever match between archrivals FC Barcelona and Real Madrid C.F. in North America – which stands as the highest revenue grossing soccer match in U.S. history. When the Miami Open tennis tournament began to explore leaving its long-time home in Key Biscayne, Florida, Ross stepped in to propose hosting the tournament at Hard Rock Stadium, building a custom tennis complex that is now considered one of the best in professional tennis in terms of guest experience and player amenities.

In April 2021, Ross became the Chairman and Owner of the Formula 1 Miami Grand Prix. The circuit will be 5.41km, have 19 corners, 3 straights and potential for 3 DRS zones with an estimated top speed of 320km/h. Hard Rock Stadium will sit at the heart of the circuit. Ross and Managing Partner of the Formula 1 Miami Grand Prix, Vice Chairman and CEO Tom Garfinkel worked with specialist designers to create a racetrack that will provide great racing and unique fan experiences that are reflective of the diverse and dynamic nature of Miami.

Ross is deeply committed to supporting and uniting the community that supports the Dolphins. Under his stewardship, the Dolphins have raised more than \$45.5 million for local cancer research through the Dolphins Cancer Challenge. In June 2020, Ross and the Miami Dolphins Foundation announced a year-long Food Relief Program with a \$3 million investment an additional \$1 million from the Lennar Foundation. The initiative provided 1,000 meals each day from Centerplate and minority owned restaurants to local churches, community groups and those in need during the pandemic.


In August 2019, Ross was inducted into the National Football Foundation Leadership Hall of Fame. The prestigious award recognizes the country's most influential individuals who have ascended to the highest levels of success and exhibited the critical leadership qualities that transcend ordinary enterprises.

Furthermore, Ross has used his platform to harness the unifying power of sport to advance race relations across the country through the establishment of the nonprofit Ross Initiative in Sports for Equality (RISE). The organization's efforts have been so impactful that RISE was recognized in 2017 by ESPN's Humanitarian Awards with the Stuart Scott ENSPIRE Award. The award celebrates those who have taken risk and used an innovative approach to help the disadvantaged through the power of sports. Ross' efforts through RISE were honored as they personify the ethos of fairness, ethics, respect, and fellowship with others. This also connects to Ross' vision of the Dolphins' FOOTBALL UNITES™ program to effectuate positive social change. Under his leadership, the Dolphins organization actively embraces the diversity and intersections that make up South Florida, uniting groups of different races, genders, sexual orientations, identities, abilities, and

faiths around the power of football. In February 2020, the Miami Dolphins were honored by the Fritz Pollard Alliance with the Paul J. Tagliabue Award for their leadership in advancing diversity. Ross was among Sports Business Journal's Leaders in Diversity and Inclusive Hiring honorees in March 2021.

In May 2013, Ross pledged to give more than half of his estate to philanthropic causes and charitable organizations, including South Florida-based institutions. The commitment was made through the Giving Pledge, a long-term global initiative that aims to inspire deeper engagement in philanthropy and increase charitable giving globally.

Ross graduated from the University of Michigan with a Bachelor of Business Administration degree and from Wayne State University Law School with a Juris Doctor degree. He later received a Master of Laws in Taxation from New York University School of Law. In 2004, the University of Michigan renamed its business school the Stephen M. Ross School of Business at the University of Michigan and in 2011, the school awarded him an honorary Doctor of Laws degree at its commencement.



Chris Grier enters his 22nd season with the Miami Dolphins and sixth as the club's general manager. Grier was appointed general manager on Jan. 4, 2016 after spending the previous nine years as the team's director of college scouting. As of Dec. 31, 2018, he oversees all football operations. Prior to that, Grier oversaw the draft, both college and pro personnel departments and all scouting efforts.

Grier hired Head Coach Brian Flores in February 2019 and, along with Flores, immediately implemented new philosophies to building a championship-caliber team. Utilizing a value-based approach, the Dolphins rebuilt the roster with young players who were tough, disciplined and versatile. Grier also worked to accumulate future draft capital, which resulted in the Dolphins entering the 2020 NFL Draft with 14 picks, including three in the first round and two in the second. The Dolphins also had two first-round picks and two second-round picks in 2021 and are scheduled to have two first-round picks in 2023.

Miami has quickly made strides in the past two seasons. In 2020, the Dolphins won 10 games for just the second time in the past decade despite having the second-youngest roster in the NFL. The five-game improvement from 2019 was tied for the best in the league that season and tied for the third-best in team history. The Dolphins set a team record by starting 10 different rookies that year, including eight in one game in a Week 15 win vs. New England.

With several offseason additions via free agency and the draft, Grier helped build one of the NFL's best defenses in 2020. Miami led the league in third-down defense (28.8 pct.) and takeaways (29) and finished sixth in scoring (21.1 points allowed per game).

Two of Grier's draft picks – cornerback Xavien Howard (2016, second round) and kicker Jason Sanders (2018, seventh round) earned first-team All-Pro honors in 2020, marking the first time since 2006 (Zach Thomas and Jason Taylor) the Dolphins had two first-team All-Pro honorees in the same season. Defensive tackle Raekwon Davis was named to the PFWA's All-Rookie team after Grier selected him in the second round of the 2020 NFL draft.

In 2019, the Dolphins steadily improved despite having the youngest roster in the NFL, winning five of their final nine games. First-round pick Christian Wilkins led all rookie defensive linemen with 56 tackles, the fifth-most by an NFL rookie defensive lineman since 2015.

Grier and his staff also uncovered several undrafted free agents in 2019. Wide receiver Preston Williams was tied for the NFL lead among rookies with 32 receptions at the time he suffered a season-ending injury. Cornerback Nik Needham had 11 passes defended, the second-most among all rookies that season. Running Back Patrick Laird finished the season with 204 receiving yards, second among NFL rookie running backs.

The 2018 draft saw Grier and his personnel department net several key contributors. Linebacker Jerome Baker was a third-round pick and finished his rookie season tied for 11th among NFL rookies in tackles (76). Baker quickly took on a leadership role and was elected a team captain in 2019, just his second season in the league.

In 2017, the Dolphins finished the season with 10 rookies on the active roster and four more on injured reserve or non-football illness lists. Miami was one of just three teams to play eight rookies on defense and one of just six to have at least four rookies start games on defense. Six undrafted rookie free agents contributed to the team that season. Defensive tackle Davon Godchaux finished his rookie campaign fourth among all NFL defensive linemen with 40 tackles (26 solo), despite being a fifth-round pick.

In his first draft as general manager in 2016, Grier selected Howard in the second round. In five NFL seasons, Howard has earned a first-team All-Pro nod (2020), been selected to the Pro Bowl twice (2018, 2020), led the NFL in interceptions in one season (2020), tied for the NFL lead in interceptions in another (2018) and totaled more interceptions since 2017 than any other NFL player.

The team also drafted running back Kenyan Drake and wide receiver Jakeem Grant in 2016, who became just the second rookie duo in team history to combine for a kickoff return and punt return for a touchdown in the same season. In 2020, Grant earned second-team All-Pro honors as a returner.

Grier helped turn more than half the roster over in 2016, as the team entered training camp with more than 45 new players acquired during the offseason. The results were a four-game improvement from the previous season, the fifth-best mark in the NFL. The Dolphins finished 10-6 with a playoff berth, the team's best record and first playoff appearance since 2008.

As the team's director of college scouting (2007-15), Grier was part of a front office that discovered numerous Pro Bowl players. During that time, the Dolphins drafted seven players that combined for 14 Pro Bowl selections with the team. The list includes tackle Jake Long (2008-10), defensive tackle Paul Soliai (2011), punter Brandon Fields (2013), center Mike Pouncey (2013-15), safety Reshad Jones (2015; 2017), wide receiver Jarvis Landry (2015-17) and running back Jay Ajayi (2016).

Grier also did a good job of finding value late in drafts. Jones was a fifth-round pick in 2010 and was named the team's co-MVP following the 2015 season after he became the first player in team history to record at least 100 tackles, four interceptions and two sacks in a season. Ajayi was also a fifth-round pick (2015) and became the fourth player in NFL history to rush for 200 yards in three games during the same season. Ajayi's 1,272 rushing yards in 2016 were third-most in Dolphins history.

Prior to being the team's director of college scouting, Grier served as an area scout with the club from 2000-02, before being promoted to national scout/assistant director of college scouting in 2003. Miami won the AFC East during his first season with the team.


Grier started with the New England Patriots as an intern in 1994. He joined the club on a full-time basis the following year, and served as a regional scout until joining the Dolphins in 2000. In 1996, Grier was part of a New England staff that won the AFC Championship. He helped scout several players for a Patriots roster that went on to win Super Bowls XXXVI, XXXVIII and XXXIX.

Grier has worked with several of football's most successful coaches and executives throughout his career and that has helped shape his football philosophy. His father, Bobby Grier, is the former vice president of player personnel for the Patriots and recently retired as a senior personnel advisor with the Houston Texans. Chris has also worked with and learned under Pro Football Hall of Famer Bill Parcells, Patriots Head Coach Bill Belichick, Seattle Seahawks Head Coach Pete Carroll and University of Alabama Head Coach Nick Saban.

Grier attended the University of Massachusetts-Amherst where he majored in journalism and played football for two years before injuries ended his career. He spent his final two years there as an undergraduate assistant.

Chris' brother, Michael, played for the Edmonton Oilers, Washington Capitals, San Jose Sharks and Buffalo Sabres of the National Hockey League and has also served as an assistant coach. He is currently a hockey operations advisor for the New York Rangers.

A native of Holliston, Mass., Grier and his wife, Paige, have two sons, Landon and Jackson.



BRIAN FLORES

HEAD COACH

COLLEGE: BOSTON COLLEGE

NFL: 18TH SEASON

DOLPHINS: THIRD SEASON

Brian Flores is in his third season as head coach of the Miami Dolphins. He was named the 13th head coach in team history on Feb. 4, 2019.

Flores has a wealth of leadership and experience, having coached all three phases of the game – offense, defense and special teams – and beginning his professional career as a scout. During his 17 years in the NFL, Flores has won four Super Bowls – XXXIX, XLIX, LI and LIII – and seven AFC championships.

In his second season with Miami in 2020, Flores directed the Dolphins to a 10-win season by winning nine of the team’s final 12 games. The five-win improvement was tied for the best in the NFL that season and tied for the third-best in Dolphins history.

Flores joined the Dolphins in 2019 after spending 15 seasons with the New England Patriots organization, where he served in a variety of different roles.

He began his NFL career in player personnel, joining the Patriots as a scouting assistant in 2004. He was promoted to pro scout in 2006.

Flores began his coaching career as a special teams assistant for New England from 2008-09.

In 2010, Flores served as an offensive assistant and also worked with special teams.

He spent his final eight seasons (2011-18) in New England coaching defense, first as a defensive assistant (2011), then as safeties coach (2012-2015), linebackers coach (2016-2017) and finally as the team’s defensive play-caller and linebackers coach in 2018.

A two-year starter at linebacker for Boston College, Flores was part of four bowl-winning teams. He was named to the Big East All-Academic Team in 2003.

Flores is a native of Brooklyn, New York and attended Poly Prep, where he played running back and linebacker. He graduated from Boston College with his bachelor’s degree in English and a master’s degree in administrative studies.

Flores and his wife, Jennifer, were married in 2009. They have two sons, Miles and Maxwell, and a daughter, Liliana.

BRIAN FLORES' COACHING CAREER		
2008-18	New England Patriots	Coaching Assistant (2008-09) Offensive Assistant/Special Teams (2010) Defensive Assistant (2011) Safeties (2012-15) Linebackers (2016-18)
2019-present	Miami Dolphins	Head Coach



2021 MIAMI DOLPHINS OFFENSIVE, QUALITY CONTROL AND SPECIAL TEAMS COACHES



DANNY CROSSMAN
**ASSISTANT HEAD COACH/
SPECIAL TEAMS COORDINATOR**

Born January 17, 1967, El Paso, Texas. Defensive back Kansas 1985, Pittsburgh 1987-89. Pro defensive back Washington Redskins 1990, Detroit Lions 1991-92. College coach: U.S. Coast Guard Academy 1993, Western Kentucky 1994-96, Central Florida 1997-98, Georgia Tech 1999-2001, Michigan State 2002. Pro coach: Carolina Panthers 2003-09, Detroit Lions 2010-12, Buffalo Bills 2013-18, joined Dolphins in 2019.



GEORGE GODSEY
CO-OFFENSIVE COORDINATOR/TEs
Born Jan. 1, 1979, Tampa, Fla. Quarterback Georgia Tech 1998-2001. Pro quarterback Tampa Bay Storm (Arena League) 2003. College coach: Central Florida 2004-2010. Pro coach: New England Patriots 2011-13, Houston Texans 2014-16, Detroit Lions 2017-18, joined Dolphins in 2019.



ERIC STUDEVILLE
CO-OFFENSIVE COORDINATOR/RBs
Born May 29, 1967, Madison, Wisc. Defensive back Wisconsin Whitewater 1985-88. No pro playing experience. College coach: Wingate 1994, Kent State 1995-96. Pro coach: Chicago Bears 1997-2000, New York Giants 2001-03, Buffalo Bills 2004-2009, Denver Broncos 2010-17 (interim head coach, four games in 2010), joined Dolphins in 2018.



BRENDAN FARRELL
ASSISTANT SPECIAL TEAMS
Born April 8, 1978, Rochester N.Y. Linebacker/safety Notre Dame 1996-99. No pro playing experience. College coach: Wayne State 2002-03, Middle Tennessee State 2004-05, LSU 2006-08, Northwestern State 2009-12, Alabama 2013-18. Pro coach: Joined Dolphins in 2019.




SHAWN FLAHERTY
ASSISTANT OFFENSIVE LINE
Born June 11, 1994, Winston-Salem, N.C.. Offensive lineman Towson 2013-16. No pro playing experience. College coach: North Carolina State 2017-18. Pro coach: Joined Dolphins in 2019.



CHARLIE FRYE
QUARTERBACKS

Born August 28, 1981, Willard, Ohio. Quarterback Akron 2001-04. Pro quarterback Cleveland Browns 2005-07, Seattle Seahawks 2008, Oakland Raiders 2009-10. College coach: Florida 2015-17, Ashland 2018, Central Michigan 2019-20. Pro coach: Joined Dolphins in 2021.



JOSH GRIZZARD
WIDE RECEIVERS

Born June 11, 1990, Zebulon, N.C. Defensive back Yale 2008-2011. No pro playing experience. College coach: Yale 2012, Duke 2013-16. Pro coach: Joined Dolphins in 2017.




LEMUEL JEANPIERRE
OFFENSIVE LINE

Born May 19, 1987, Orlando, Fla. Offensive lineman South Carolina 2007-10. Pro offensive lineman Seattle Seahawks 2011-15. Pro coach: Seattle Seahawks 2017, Oakland Raiders 2018-19, joined Dolphins in 2020.



MIKE JUDGE
ASSISTANT TIGHT ENDS

Born April 10, 1983, Summit, N.J. Quarterback Springfield College 2001-04. No pro playing experience. College coach: Harvard 2007, Navy 2008-18. Pro coach: New England Patriots 2005-06, joined Dolphins in 2019.



JORDAN SALKIN
QUALITY CONTROL

Born April 29, 1992, Long Island, N.Y. No college or pro playing experience. College coach: James Madison 2014-15, Rutgers 2016, Texas 2017-19, New Mexico 2020. Pro coach: Joined Dolphins in 2021.



KOLBY SMITH
QUALITY CONTROL

Born Dec. 15, 1984, Tallahassee, Fla. Running back Louisville 2003-06. Pro running back Kansas City Chiefs 2007-09, Denver Broncos 2010, Jacksonville Jaguars 2010. College coach: Arkansas 2012, Western Kentucky 2013, Louisville 2014-18, Rutgers 2019. Pro coach: Joined Dolphins in 2020.



2021 MIAMI DOLPHINS DEFENSIVE AND STRENGTH & CONDITIONING COACHES




JOSH BOYER **DEFENSIVE COORDINATOR**

Born January 21, 1977, Heath, Ohio. Wide receiver/defensive back Muskingum College 1996-99. No pro playing experience. College coach: King's College (Pa.) 2000, Dayton 2001, Kent State 2002-03, Bryant University 2004, South Dakota School of Mines and Technology 2005. Pro coach: New England Patriots 2006-18, joined Dolphins in 2019.




GERALD ALEXANDER **DEFENSIVE BACKS**

Born June 28, 1984, Bellflower, Calif. Safety Boise State 2003-06. Pro safety Detroit Lions 2007-08, Jacksonville Jaguars 2009-10, Carolina Panthers 2010, Miami Dolphins 2011, New York Jets 2011. College coach: Arkansas State 2013, Washington 2014, Indiana State 2015, Montana State 2016, California 2017-19. Pro coach: Joined Dolphins in 2020.



CHARLES BURKS **CORNERBACKS**

Born September 21, 1987, Laredo, Texas. Cornerback East Central 2008-10. College coach: East Central 2011, West Texas A&M 2012, Texas A&M-Commerce 2013, Southeastern Oklahoma State 2014-18. Pro coach: Joined Dolphins in 2019.



ANTHONY CAMPANILE **LINEBACKERS**

Born August 18, 1982. Linebacker/safety Rutgers 2001-04. No pro playing experience. College coach: Rutgers 2005, 2012-15, Boston College 2016-18, Michigan 2019. Pro coach: Joined Dolphins in 2020.



AUSTIN CLARK **DEFENSIVE LINE**

Born August 3, 1990, Tampa, Fla. Defensive tackle California 2009-14. No pro playing experience. College coach: California, 2014-15, Southern California 2016-17, Illinois 2018-19. Pro coach: Joined Dolphins in 2020.



CURT KUNTZ **ASSISTANT DEFENSIVE BACKS**

Born Dec. 19, 1976, McConnellsville, Ohio. No college or pro playing experience. College coach: Kent State 1999-2001. Pro coach: Joined Dolphins in 2020.




ROB LEONARD **OUTSIDE LINEBACKERS**

Born July 14, 1985, Moon Township, Pa. Linebacker Washington & Jefferson College 2004, North Carolina State 2005-08. No pro playing experience. College coach: North Carolina State 2010-12. Pro coach: New York Giants 2013-18, joined Dolphins in 2019.



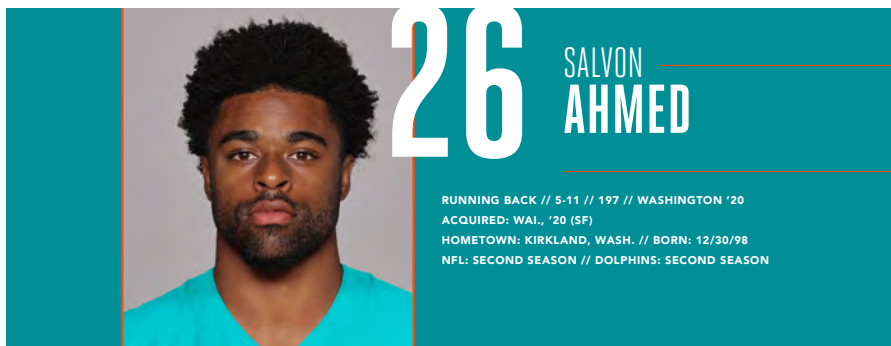
DAVE PULOKA **HEAD STRENGTH & CONDITIONING**

Born January 12, 1979, Arlington, Mass. Linebacker Holy Cross 1997-2000. No pro playing experience. College coach: Stevens Institute of Technology 2005, Virginia 2006. Pro coach: Atlanta Falcons 2007, joined Dolphins in 2008.



JIM ARTHUR **ASST. STRENGTH & CONDITIONING**

Born July 12, 1978, Cheshire, Conn. Attended Springfield (Mass.) College. No college or pro playing experience. College coach: Springfield College 2000, Louisiana Tech 2001, Boston College 2002. Pro coach: Buffalo Bills 2002-04, Chicago Bears 2005-15, joined Dolphins in 2016.



NFL CAREER

TRANSACTIONS:

- Signed to Miami's active roster on Oct. 9, 2020.
- Signed to Miami's practice squad on Sept. 6, 2020.
- Waived by Miami on Sept. 5, 2020.
- Awarded off waivers to Miami on Aug. 26, 2020.
- Waived by San Francisco on Aug. 25, 2020.
- Signed by San Francisco as an undrafted college free agent on May 1, 2020.

CAREER HIGHLIGHTS:

- Played in 17 career games with 4 starts.
- 121 carries for 445 yards (3.7 avg.) and 3 TDs.
- 23 receptions for 178 yards (7.7 avg.).
- 1 miscellaneous tackle.

2021 (MIAMI):

- Played in 11 games.
- Inactive for 1 game.
- 46 carries for 126 yards (2.7 avg.).
- 12 receptions for 117 yards (7.7 avg.).
- 1 miscellaneous tackle.

VS. ATLANTA (10/24): 7 carries for 26 yards (3.7 avg.); 2 receptions for 26 yards (13.0 avg.).

AT BUFFALO (10/31): 7 carries for 22 yards (3.1 avg.); 1 reception for 6 yards.

VS. CAROLINA (11/28): 5 carries for 17 yards (3.4 avg.); 1 reception for 9 yards.

2020 (SAN FRANCISCO/MIAMI):

- Played in 6 games with 4 starts with Miami.
- Inactive for 6 games with Miami.
- Promoted to active roster on Oct. 9.
- Spent 4 games on the practice squad with Miami.
- Awarded off waivers to Miami on Aug. 26.
- 75 carries for 319 yards (4.3 avg.) and 3 TDs with Miami.
- 11 receptions for 61 yards (5.5 avg.) with Miami.

AT ARIZONA (11/8): 7 carries for 38 yards (5.4 avg.).

- Made his NFL debut.

VS. L.A. CHARGERS (11/15): 21 carries for 85 yards (4.1 avg.) and 1 TD; 1 reception for 5 yards.

- Scored on a 1-yard TD run in the 1st quarter to give Miami a 7-0 lead.

VS. NEW ENGLAND (12/20): 23 carries for 122 yards (5.3 avg.) and 1 TD; 1 reception for 5 yards.

- Scored on a 1-yard TD run in the 3rd quarter to give Miami a 7-6 lead.
- His 122 rushing yards were a franchise record for undrafted rookies.

BEFORE THE NFL

COLLEGE (WASHINGTON):

- 3-year letterman (2017-19) and 1-year starter.

CAREER: Played in 39 games with 16 starts; 353 carries for 2,016 yards (5.7 avg.) and 21 TDs; 50 receptions for 331 yards (6.6 avg.); 20 kickoff returns for 500 yards (25.0 avg.).

JUNIOR (2019): Started 12 games; 188 carries for 1,020 yards (5.4 avg.) and 11 TDs; 16 receptions for 84 yards (5.3 avg.); 5 kickoff returns for 116 yards (23.2 avg.).

- 3rd-team All-Pac 12.

SOPHOMORE (2018): Played in all 14 games with 3 starts; 104 carries for 608 yards (5.9 avg.) and 7 TDs; 21 receptions for 170 yards (8.1 avg.); 1 kickoff return for 31 yards.

TRUE FRESHMAN (2017): Played in all 13 games with 1 start; 61 carries for 388 yards (6.4 avg.) and 3 TDs; 13 receptions for 77 yards (5.9 avg.); 14 kickoff returns for 353 yards (25.2 avg.).

- Honorable mention All-Pac 12.

HIGH SCHOOL (JUANITA HS – KIRKLAND, WASH.)

- Played running back and cornerback.

SENIOR (2016): 1,300 rushing yards and 13 TDs.

- KingCo 3A Offensive MVP.
- All-state selection at defensive back.
- All-area.

JUNIOR (2015): 1,800 rushing yards and 29 TDs.

- KingCo 3A/2A Offensive Player of the Year.
- All-state selection at defensive back.
- All-area.

OFF THE FIELD

PERSONAL:

- **PRONUNCIATION:** Name is pronounced suh-VON OCK-med
- **MAJOR:** Education.

SALVON AHMED'S NFL REGULAR SEASON STATS											
YEAR	TEAM			RUSHING				RECEIVING			
		GP	GS	ATT	YDS	AVG	LG	TD	REC	YDS	AVG
2020	MIAMI	6	4	75	319	4.3	31	3	11	61	5.5
2021	MIAMI	11	0	46	126	2.7	16	0	12	117	9.8
NFL TOTALS		17	4	121	445	3.7	31	3	23	178	7.7

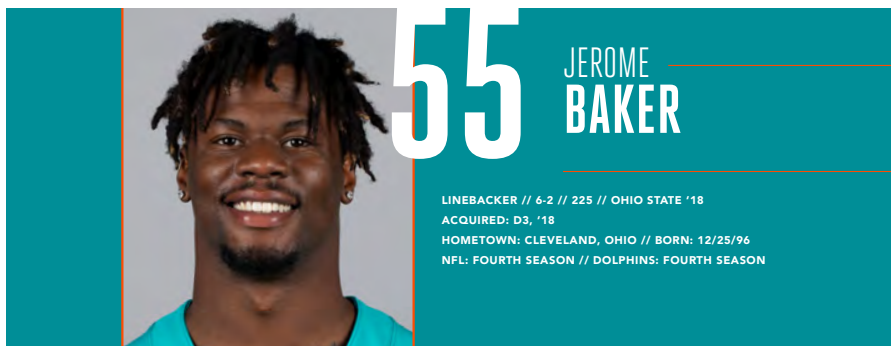
ADDITIONAL STATS	
Miscellaneous Tackles: 1 in 2021.	

SINGLE-GAME CAREER HIGHS		
Rushes:	23	vs. New England, 12/20/20
Rushing Yards:	122	vs. New England, 12/20/20
Longest Rush:	31	vs. New England, 12/20/20
Rushing TDs:	1	3 times, last: at Buffalo, 1/3/21
Receptions:	5	at Denver, 11/22/20
Receiving Yards:	31	at Denver, 11/22/20
Longest Reception:	13	at Denver, 11/22/20

100-YARD RUSHING GAMES (1)						
DATE	OPPONENT	ATT	YDS	AVG	LG	TD
12/20/20	NEW ENGLAND	23	122	5.3	31	1

2020 GAME-BY-GAME STATS (MIAMI)						
DATE	OPPONENT	P/S	ATT	YDS	AVG	LG TD
09/13	at New England		PRACTICE SQUAD			
09/20	BUFFALO		PRACTICE SQUAD			
09/24	at Jacksonville		PRACTICE SQUAD			
10/04	SEATTLE		PRACTICE SQUAD			
10/11	at San Francisco		INACTIVE			
10/18	N.Y. JETS		INACTIVE			
11/01	L.A. RAMS		INACTIVE			
11/08	at Arizona	1/0	7	38	5.4	19 0
11/15	N.Y. JETS	1/1	21	85	4.1	18 1
11/22	at Denver	1/1	12	43	3.6	14 0
11/29	at N.Y. Jets		INACTIVE			
12/06	CINCINNATI		INACTIVE			
12/13	KANSAS CITY		INACTIVE			
12/20	NEW ENGLAND	1/1	23	122	5.3	31 1
12/26	at Las Vegas	1/1	6	2	0.3	5 0
01/03	at Buffalo	1/0	6	29	4.8	16t 1
2020 TOTALS		6/4	75	319	4.3	31 3

2021 GAME-BY-GAME STATS (MIAMI)						
DATE	OPPONENT	P/S	ATT	YDS	AVG	LG TD
09/12	at New England	1/0	3	4	1.3	8 0
09/19	BUFFALO	1/0	6	17	2.8	8 0
09/26	at Las Vegas	1/0	0	0	0.0	- 0
10/03	INDIANAPOLIS	1/0	3	1	0.3	4 0
10/10	at Tampa Bay	1/0	2	5	2.5	4 0
10/17	at Jacksonville	1/0	7	22	3.1	5 0
10/24	ATLANTA	1/0	7	26	3.7	7 0
10/31	at Buffalo	1/0	7	22	3.1	12 0
11/07	HOUSTON	1/0	4	6	1.5	2 0
11/11	BALTIMORE	1/0	2	6	3.0	4 0
11/21	at N.Y. Jets		INACTIVE			
11/28	CAROLINA	1/0	5	17	3.4	16 0
12/05	N.Y. GIANTS					
12/19	N.Y. JETS					
12/27	at New Orleans					
01/02	at Tennessee					
01/09	NEW ENGLAND					
2021 TOTALS		11/0	46	126	2.7	16 0



NFL CAREER

TRANSACTIONS:

- 3rd-round pick (73rd overall) by Miami in the 2018 NFL Draft.

CAREER HIGHLIGHTS:

- Played in 59 career games with 48 starts.
- 374 tackles (240 solo), 12.5 sacks, 3 interceptions, 13 passes defended and 5 forced fumbles; 1 interception return for a TD.
- 1 punt return for 0 yards (0.0 avg.).
- 5 special teams tackles (3 solo).
- His 374 career tackles are 7th among his draft class.

MOST CAREER TACKLES (2018 DRAFT CLASS)

PLAYER	TM	TOT	SOLO	ASST
1. Darius Leonard	Ind.	509	326	183
2. Roquan Smith	Chi.	473	322	151
3. Fred Warner	SF	458	308	150
4. Tremaine Edmunds	Buf.	418	263	155
5. Foye Oluokun	Atl.	381	226	155
6. Jessie Bates	Cin.	377	265	112
7. JEROME BAKER	MIA.	374	239	135
8. Leighton Vander Esch	Dal.	319	210	109
9. Terrell Edmunds	Pit.	304	213	91
Minkah Fitzpatrick	Pit.	298	202	96

- His 124 tackles in 2019 were 14th in the NFL.
- His 76 tackles in 2018 were 7th among rookie linebackers.

2021 (MIAMI):

- Started 11 games.
- Inactive for 1 game.
- 63 tackles (41 solo), 1 sack, 1 interception, 3 passes defended and 1 forced fumble.

VS. BUFFALO (9/19): 3 tackles (2 solo), 1 pass defended and 1 forced fumble.

- Forced a RB Zack Moss fumble that was recovered by S Brandon Jones in the 1st quarter.

AT TAMPA BAY (10/10): 7 tackles (6 solo) and 1 sack.

- Sacked QB Tom Brady on 3rd-and-6 for a loss of 10 yards in the 2nd quarter.

VS. HOUSTON (11/7): 7 tackles (5 solo), 1 interception and 1 pass defended.

- Intercepted QB Tyrod Taylor in the 2nd quarter.

2020 (MIAMI):

- Played in all 16 games with 11 starts.
- 111 tackles (69 solo), 7 sacks, 3 passes defended and 2 forced fumbles.
- 1 solo special teams tackle.

AT NEW ENGLAND (9/13): 16 tackles (12 solo), 1 sack and 1 forced fumble.

- Sacked QB Cam Newton for a loss of 9 yards in the 1st quarter.
- His 16 tackles were the most by a Dolphins player since 2014.

AT SAN FRANCISCO (10/11): 7 tackles (6 solo) and 1 sack; 1 solo special teams tackle.

- Sacked QB C.J. Beathard for a loss of 9 yards in the 3rd quarter.

VS. KANSAS CITY (12/13): 9 tackles (5 solo) and 2.5 sacks.

- Sacked QB Patrick Mahomes for a loss of 30 yards on 3rd-and-12 in the 1st quarter.
- Sacked QB Patrick Mahomes again in the 2nd quarter for a loss of 5 yards.
- Split a sack with DT Christian Wilkins of QB Patrick Mahomes on 3rd-and-6 in the 4th quarter.
- His 30-yard sack is the longest in Dolphins history and longest in the NFL since 2015.
- Became 1st NFL player to record at least 2.5 sacks in one game against QB Patrick Mahomes.

2019 (MIAMI):

- Played in 16 games with 15 starts.
- 124 tackles (74 solo), 1.5 sacks, 1 interception, 4 passes defended and 2 forced fumbles.
- 1 solo special teams tackle.
- His 124 tackles (74 solo) were 14th in the NFL and 1st among all players in the 2018 draft class.
- Served as a season-long team captain.

AT INDIANAPOLIS (11/10): 8 tackles (7 solo), 1 sack and 1 forced fumble.

- Strip-sacked QB Brian Hoyer on 2nd-and-13 in the 2nd quarter, moving the Colts out of field goal range.

AT N.Y. GIANTS (12/15): 12 tackles (6 solo), 1 interception and 1 pass defended.

- Intercepted QB Eli Manning in the 3rd quarter.

VS. CINCINNATI (12/22): 12 tackles (7 solo), 0.5 sacks and 1 pass defended.

- Sacked QB Andy Dalton on a 3rd-and-10 in the 1st quarter.

2018 (MIAMI):

- Played in all 16 games with 11 starts.
- 76 tackles (56 solo), 3 sacks, 1 interception and 3 passes defended; 1 interception return for a TD.
- 1 punt return for 0 yards (0.0 avg.).
- 3 special teams tackles (1 solo).
- His 76 tackles were 7th among rookie linebackers.

AT CINCINNATI (10/7): 6 solo tackles and 2 sacks; 1 assisted special teams tackle.

- Sacked QB Andy Dalton on third-and-10 for a loss of 9 yards in the 3rd quarter, forcing Cincinnati to punt.
- Sacked QB Andy Dalton again on third-and-1 for a loss of 10 yards in the 3rd quarter, holding Cincinnati to a field goal.
- The last Dolphins rookie to have two sacks in a game was DE Olivier Vernon on 10/14/12 vs. St. Louis, while the last rookie linebacker to do so for Miami was Derrick Rodgers on 10/12/97 at N.Y. Jets.

VS. N.Y. JETS (11/4): 5 tackles (4 solo), 1 interception and 1 pass defended.

- Intercepted QB Sam Darnold on 2nd-and-9 with 10:56 remaining in the 4th quarter and returned it 25 yards for a TD, extending Miami's lead to 13-3.

AT BUFFALO (12/30): 6 solo tackles and 1 sack.

- Sacked QB Josh Allen on 1st-and-10 for a loss of 9 yards in the 1st quarter.

BEFORE THE NFL

COLLEGE (OHIO STATE):

- 3-year letterman (2015-17) and 2-year starter.
- CAREER:** Played in 33 games with 25 starts; 158 tackles (90 solo), 7 sacks, 2 interceptions, 5 passes defended, 1 forced fumble and 3 fumble recoveries.

JUNIOR (2017): Started 13 games; 72 tackles (42 solo), 3.5 sacks, 3 passes defended, 1 forced fumble and 2 fumble recoveries.

- Honorable mention All-Big Ten.

SOPHOMORE (2016): Played in all 13 games with 12 starts; 83 tackles (45 solo), 3.5 sacks, 2 interceptions, 2 passes defended and 1 fumble recovery.

- Honorable mention All-Big Ten.
- His 83 tackles were second on the team.

TRUE FRESHMAN (2015): Played in 7 games; 3 solo tackles.

HIGH SCHOOL (BENEDICTINE HS – CLEVELAND, OHIO)

SENIOR (2014):

- Helped his school win the state championship.
- 1st-team all-state.
- Co-defensive player of the year in Ohio.

OFF THE FIELD

COMMUNITY:

- In 2019, served as the player ambassador for Florida Fuel Up to Play 60 initiative encouraging access and consumption of proper nutrition and physical activity for local youth.
- In 2018, participated in a police ride along through Football Unites.
- Joined the Microsoft Digital Skills All-Star program in 2018.
- Started the “Expand the Land” foundation in 2018.

PERSONAL:

- **MAJOR:** Criminology.

JEROME BAKER'S NFL REGULAR SEASON STATS														
YEAR	TEAM	GP	GS	TACKLES					INTERCEPTIONS					FUMBLES FF FR
				TOT	SOLO	ASST	SK	YDS	INT	YDS	LG	TD	PD	
2018	MIAMI	16	11	76	56	20	3.0	28.0	1	25	25t	1	3	0 0
2019	MIAMI	16	15	124	74	50	1.5	13.0	1	34	34	0	4	2 0
2020	MIAMI	16	11	111	69	42	7.0	69.5	0	0	0	0	3	2 0
2021	MIAMI	11	11	63	41	22	1.0	10.0	1	0	0	0	3	1 0
NFL TOTALS		59	48	374	240	134	12.5	120.5	3	59	34	1	13	5 0

ADDITIONAL STATS

Defensive Touchdowns: 25-yard interception return vs. N.Y. Jets (11/4/18).

Special Teams Tackles: 3 in 2018, 1 in 2019, 1 in 2020 for total of 5.

SINGLE-GAME CAREER HIGHS

Tackles: 16 at New England, 9/13/20

Sacks: 2.5 vs. Kansas City, 12/13/20

Interceptions: 1 3 times, last: vs. Houston, 11/7/21

Passed Defensed: 2 vs. L.A. Rams, 11/1/20

Forced Fumbles: 1 4 times, last: vs. Buffalo, 9/19/21



NFL CAREER

TRANSACTIONS:

- Signed to Miami's active roster on Nov. 24, 2021.
- Signed to Miami's practice squad on Oct. 19, 2021.
- Released off injured reserve with an injury settlement on Sept. 7, 2021.
- Traded from New Orleans to Miami on Sept. 1, 2019.
- Promoted from New Orleans' practice squad on Sept. 21, 2018.
- Signed to New Orleans' practice squad on Sept. 3, 2018.
- Waived by Green Bay on Sept. 1, 2018.
- 4th-round pick (108th overall) by Green Bay in the 2017 NFL Draft.

CAREER HIGHLIGHTS:

- Played in 40 career games with 10 starts.
- 67 tackles (33 solo), 2 sacks, 1 interception and 1 pass defended.
- 12 special teams tackles (8 solo).

2021 (MIAMI):

- Played in 2 games.
- Dressed but did not play in 2 games.
- Elevated to the active roster for 2 games.
- Spent 2 games on the practice squad.
- Signed to Miami's practice squad on Oct. 19.

2020 (MIAMI):

- Missed the entire season after being placed on injured reserve on Aug. 19, 2020.

2019 (NEW ORLEANS/MIAMI):

- Played in 15 games with 10 starts with Miami.
- Inactive for 1 game with Miami.
- 57 tackles (26 solo), 2 sacks, 1 interception and 1 pass defended with Miami.
- 2 special teams tackles (1 solo).
- Spent the offseason and training camp with New Orleans before being traded to Miami on Sept. 1.

- VS. NEW ENGLAND (9/15):** 1 solo tackle and 1 sack.
- Sacked QB Tom Brady on a 2nd-down play in the 3rd quarter.
 - It was his 1st career sack.

AT BUFFALO (10/20): 5 tackles (3 solo) and 1 sack.

- Sacked QB Josh Allen for a loss of 10 yards on a 3rd-down play in the 2nd quarter.

AT N.Y. GIANTS (12/15): 5 tackles (2 solo), 1 interception and 1 pass defended.

- Intercepted QB Eli Manning in the 2nd quarter. It was his 1st career interception.

2018 (NEW ORLEANS):

- Played in 14 games.
- Also spent time on the practice squad.
- 4 special teams tackles (3 solo).

POSTSEASON:

NFC DIVISIONAL VS. PHILADELPHIA (1/13):
Played but did not record any stats.

NFC CHAMPIONSHIP VS. L.A. RAMS (1/20):
Played but did not record any stats.

2017 (GREEN BAY):

- Played in 9 games.
- Spent the first 7 games on PUP.
- 10 tackles (7 solo).
- 6 special teams tackles (4 solo).

VS. DETROIT (11/6): 2 tackles (1 solo).

- Made NFL debut.

VS. BALTIMORE (11/19): 2 solo tackles.

BEFORE THE NFL

COLLEGE (WISCONSIN):

- 5-year letterman (2012-16) and 3-year starter.

CAREER: Played in 54 games with 40 starts; 191 tackles (117 solo), 21.5 sacks, 5 passes defended and 3 forced fumbles.

- His 54 games played tied a school record.
- His 21.5 sacks were 7th in school history.
- Was part of the winningest senior class in history, going 41-13 (.759).

SENIOR (2016): Started 12 games; 44 tackles (29 solo), 4 sacks, 1 pass defended and 1 forced fumble.

- 2nd-team All-Big Ten.

JUNIOR (2015): Started all 13 games; 66 tackles (31 solo) and 8 sacks.

- 3rd-team All-Big Ten.

SOPHOMORE (2014): Played in all 14 games with 13 starts; 56 tackles (38 solo), 7.5 sacks, 2 passes defended and 2 forced fumbles.

- 2nd-team All-Big Ten.

REDSHIRT FRESHMAN (2013): Played in all 13

games with 2 starts; 25 tackles (19 solo), 2 sacks and 2 passes defended.

TRUE FRESHMAN (2012): Played in 2 games.

- Granted medical redshirt.

HIGH SCHOOL (LINCOLN HS – WISCONSIN RAPIDS, WIS.)

- 425 career tackles, 27 sacks, 10 interceptions, 10 forced fumbles and 5 fumble recoveries; 4 defensive TDs.
- Also lettered in track and field and hockey.

SENIOR (2011): 172 tackles, 21 sacks, 3 interceptions, 5 forced fumbles and 3 fumble recoveries; 2 defensive TDs.

- Wisconsin Gatorade Player of the Year
- 1st-team All-American.
- 1st-team all-state.
- 1st-team all-region.
- 1st-team all-conference.

JUNIOR (2010): 171 tackles, 6 sacks, 4 interceptions, 5 forced fumbles and 2 fumble recoveries; 2 defensive TDs.

- 1st-team all-state.

- 1st-team all-region.
- 1st-team all-conference.

SOPHOMORE (2009): 82 tackles and 3 interceptions.

- 1st-team all-conference safety.

OFF THE FIELD

COMMUNITY:

- In 2020, participated in the DCC X 5K along with his wife, Sarah, daughter, Willow, and dog Lambeau.
- In 2019, visited the Joe DiMaggio Children's Hospital and Bennett Elementary School to surprise children with holiday gifts.

PERSONAL:

- **PRONUNCIATION:** Last name is pronounced BEE-gull.
- **MAJOR:** Life sciences communication.

VINCE BIEGEL'S NFL REGULAR SEASON STATS

YEAR	TEAM	GP	GS	TACKLES					INTERCEPTIONS					FUMBLES	
				TOT	SOLO	ASST	SK	YDS	INT	YDS	LG	TD	PD	FF	FR
2017	GREEN BAY	9	0	10	7	3	0.0	0.0	0	0	0	0	0	0	0
2018	NEW ORLEANS	14	0	0	0	0	0.0	0.0	0	0	0	0	0	0	0
2019	MIAMI	15	10	57	26	31	2.5	18.0	1	7	7	0	1	0	0
2020	MIAMI			INJURED RESERVE											
2021	MIAMI	2	0	0	0	0	0.0	0.0	0	0	0	0	0	0	0
NFL TOTALS		40	10	67	33	34	2.5	18.0	1	7	7	0	1	0	0

VINCE BIEGEL'S NFL PLAYOFF STATS

YEAR	TEAM	GP	GS	TACKLES					INTERCEPTIONS					FUMBLES	
				TOT	SOLO	ASST	SK	YDS	INT	YDS	LG	TD	PD	FF	FR
2018	NEW ORLEANS	2	0	0	0	0	0.0	0.0	0	0	0	0	0	0	0
PLAYOFF TOTALS		2	0	0	0	0	0.0	0.0	0	0	0	0	0	0	0

ADDITIONAL STATS

Special Teams Tackles: (Green Bay) 6 in 2017, (New Orleans) 4 in 2018, (Miami) 2 in 2019 for total of 12.

SINGLE-GAME CAREER HIGHS

Tackles:	9	at Pittsburgh, 10/28/19
Sacks:	1	Twice, last: at Buffalo, 10/20/19
Passes Defended:	1	at N.Y. Giants, 12/15/19
Interceptions:	1	at N.Y. Giants, 12/15/19



NFL CAREER

TRANSACTIONS:

- Signed by Miami as an unrestricted free agent from Indianapolis on March 18, 2021.
- Traded from New England to Indianapolis on Sept. 2, 2017.
- 3rd-round pick (91st overall) by New England in the 2016 NFL Draft.

CAREER HONORS:

- 2020 Walter Payton Man of the Year Nominee for Indianapolis.
- AFC Offensive Player of the Week (vs. Houston, 10/20/19).

CAREER HIGHLIGHTS:

- Played in 57 career games with 37 starts.
- 727-of-1,208 passes (60.2 pct.) for 7,742 yards and 36 TDs for a QB rating of 83.0.
- 177 carries for 651 yards (3.7 avg.) and 13 TDs.
- 1 reception for 2 yards.
- Appeared in 1 postseason game with Indianapolis.

2021 (MIAMI):

- Played in 8 games with 5 starts.
- Dressed but did not play in 4 games.
- 141-of-225 passing (62.7 pct.) for 1,283 yards and 5 TDs for a QB rating of 78.1.
- 18 carries for 68 yards (3.8 avg.) and 1 TD.
- 2 miscellaneous fumble recoveries.

VS. INDIANAPOLIS (10/3): 20-of-30 passing (66.7 pct.) for 199 yards and 2 TDs for a QB rating of 107.5; 3 carries for 8 yards (2.7 avg.); 1 miscellaneous fumble recovery.

- Completed a 1-yard TD pass to TE Mike Gesicki in the 4th quarter.
- Completed a 3-yard TD pass to WR DeVante Parker in the 4th quarter.

AT TAMPA BAY (10/10): 27-of-39 passing (69.2 pct.) for 275 yards and 2 TDs for a QB rating of 95.6.

- Completed a 24-yard TD pass to RB Myles Gaskin in the 1st quarter.
- Completed a 1-yard TD pass to RB Myles Gaskin in the 3rd quarter.

VS. HOUSTON (11/7): 26-of-43 passing (60.5 pct.) for 244 yards and 1 TD for a QB rating of 64.5; 1 carry for 7 yards.

- Completed a 5-yard TD pass to WR Mack Hollins in the 2nd quarter.

2020 (INDIANAPOLIS):

- Played in 11 games.
- 2-of-8 passing (25.0 pct.) for 17 yards and for a QB rating of 39.6.
- 17 carries for 19 yards (1.1 avg.) and 3 TDs.

VS. N.Y. JETS (9/27): 2-of-4 passing (50.0 pct.) for 17 yards for a QB rating of 61.5.

AT TENNESSEE (11/12): 1 carry for 2 yards and 1 TD.

- Scored on a 2-yard TD run to extend Indianapolis' lead to 34-17.

VS. TENNESSEE (11/29): 0-of-2 passing (0.0 pct.) for a QB rating of 39.6; 4 carries for 3 yards (0.8 avg.) and 2 TDs.

- Scored on a 1-yard TD run in the 2nd quarter to even the score at 14-14.
- Scored on a 1-yard TD in the 4th quarter.

POSTSEASON:

AFC WILD CARD AT BUFFALO (1/9): 1 carry for 0 yards.

HONORS:

- Walter Payton Man of the Year Nominee.

2019 (INDIANAPOLIS):

- Started 15 games.
- Inactive for 1 game.
- 272-of-447 passing (60.9 pct.) for 2,942 yards and 18 TDs for a QB rating of 88.0.
- 56 carries for 228 yards (4.1 avg.) and 4 TDs.
- 1 reception for 2 yards.
- 3 miscellaneous tackles.

AT TENNESSEE (9/15): 17-of-28 passing (60.7 pct.) for 146 yards and 3 TDs for a QB rating of 95.2; 7 carries for 25 yards (3.6 avg.).

- Completed a 3-yard TD pass to TE Eric Ebron in the 1st quarter to give Indianapolis a 7-0 lead.

VS. OAKLAND (9/29): 24-of-46 passing (52.2 pct.) for 265 yards and 3 TDs for a QB rating of 82.2; 5 carries for 19 yards (3.8 avg.).

- Completed a 5-yard TD pass to TE Jack Doyle in the 1st quarter.
- Completed a 4-yard TD pass to WR Chester Rogers in the 4th quarter.
- Completed a 48-yard TD pass to TE Eric Ebron in the 4th quarter.

VS. HOUSTON (10/20): 26-of-39 passing (66.7 pct.)

for 326 yards and 4 TDs for a QB rating of 126.7; 5 carries for 6 yards (1.2 avg.).

- Completed an 11-yard TD pass to WR Zach Pascal in the 1st quarter to give Indianapolis' lead to 7-0 lead.
- Completed a 2-yard TD pass to WR T.Y. Hilton in the 2nd quarter to extend Indianapolis' lead to 14-6.
- Completed a 4-yard TD pass to TE Eric Ebron in the 3rd quarter to extend Indianapolis' lead to 21-9.
- Completed a 3-yard TD pass to WR Zach Pascal in the 3rd quarter to extend Indianapolis' lead to 28-16.

HONORS:

- AFC Offensive Player of the Week (vs. Houston, 10/20).

2018 (INDIANAPOLIS):

- Played in 4 games.
- Dressed but did not play in 12 games.
- 2-of-4 passing (50.0 pct.) for 2 yards for a QB rating of 56.3.
- 7 carries for -7 yards (-1.0 avg.).

VS. MIAMI (11/25): 1-of-1 passing (100.0 pct.) for 4 yards for a QB rating of 83.3.

POSTSEASON:

AFC WILD CARD AT HOUSTON (1/5): Dressed but did not play.

2017 (INDIANAPOLIS):

- Played in all 16 games with 15 starts.
- 276-of-469 passing (58.8 pct.) for 3,098 yards and 13 TDs for a QB rating for 81.7.
- 63 carries for 260 yards (4.1 avg.) and 4 TDs.
- Traded from New England to Indianapolis on Sept. 2.

VS. CLEVELAND (9/24): 17-of-24 passing (70.8 pct.) for 259 yards and 1 TD for a QB rating of 120.0; 5 carries for 14 yards (2.8 avg.) and 2 TDs.

- Scored on a 5-yard TD run in the 1st quarter to give Indianapolis a 7-0 lead.
- Scored on a 7-yard TD run in the 2nd quarter to give Indianapolis a 14-7 lead.
- Completed a 61-yard TD pass to WR T.Y. Hilton in the 2nd quarter to extend Indianapolis' lead to 21-7.

AT CINCINNATI (10/29): 25-of-39 passing (64.1 pct.) for 233 yards and 2 TDs for a QB rating of 86.8; 1 carry for 6 yards.

- Completed a 13-yard TD pass to TE Jack Doyle in the 2nd quarter to give Indianapolis a 10-3 lead.
- Completed a 24-yard TD pass to RB Marlon Mack in the 3rd quarter to give Indianapolis a 20-17 lead.

AT HOUSTON (11/5): 20-of-30 passing (66.7 pct.) for 308 yards and 2 TDs for a QB rating of 122.6; 2 carries for 12 yards (6.0 avg.).

- Completed a 45-yard TD pass to WR T.Y. Hilton in the 1st quarter to give Indianapolis a 7-0 lead.
- Completed an 80-yard TD pass to WR T.Y. Hilton in the 3rd quarter to extend Indianapolis' lead to 17-7.

2016 (NEW ENGLAND):

- Played in 3 games with 2 starts.
- Spent 10 games on injured reserve.
- Inactive for 3 games.
- 34-of-55 passing (61.8 pct.) for 400 yards for a QB rating of 83.9.
- 16 carries for 83 yards (5.2 avg.) and 1 TD.

VS. MIAMI (9/18): 6-of-9 passing (66.7 pct.) for a QB rating of 100.2; 4 carries for 12 yards (3.0 avg.).

- Made his NFL debut.

VS. HOUSTON (9/22): 11-of-19 passing (57.9 pct.) for 103 yards for a QB rating of 72.9; 8 carries for 48 yards (6.0 avg.) and 1 TD.

- Scored on a 27-yard TD run to extend New England's lead to 10-0.
- Made his 1st NFL start.

VS. BUFFALO (10/2): 17-of-27 passing (63.0 pct.) for 205 yards for a QB rating of 86.2; 4 carries for 23 yards (5.8 avg.).

POSTSEASON:

AFC DIVISIONAL VS. HOUSTON (1/14): Inactive.

AFC CHAMPIONSHIP VS. PITTSBURGH (1/22): Inactive.

SUPER BOWL LI VS. ATLANTA (2/5): Inactive.

BEFORE THE NFL

COLLEGE (NORTH CAROLINA STATE):

- 2-year starter (2014-15).
- Transferred from Florida following his sophomore season in 2012.

CAREER (AT NC STATE): Started all 26 games; 458-of-765 passing (59.9 pct.) for 5,268 yards and 43 yards; 263 carries for 899 yards (3.4 avg.) and 9 TDs; 1 reception for 20 yards.

- Honorable mention All-ACC.
- His 43 career passing TDs ranked 5th in school history.
- His 458 career completions ranked 5th in school history.
- His 5,268 career passing yards ranked 7th in school history.

SENIOR (2015 AT NC STATE): Started all 13 games; 237-of-395 passing (60.0 pct.) for 2,662 yards and 20 TDs; 139 carries for 370 yards (2.7 avg.) and 6 TDs.

- His 23 TD passes in a season ranked 7th in school history.
- Team MVP.

REDSHIRT JUNIOR (2014 AT NC STATE): Started all 13 games; 221-of-370 passing (59.7 pct.) for 2,606 yards and 23 TDs; 124 carries for 529 yards (4.3 avg.) and 3 TDs; 1 reception for 20 yards.

- His 23 passing TDs ranked 3rd in the ACC.
- Team MVP.

JUNIOR (2013 AT NC STATE):

- Redshirted due to NCAA transfer rules.

SOPHOMORE (2012 AT FLORIDA): Played in 6 games with 2 starts; 23-of-35 passing (65.7 pct.) for 249 yards and 1 TD; 7 carries for -4 yards (-0.6 avg.) and 1 TD.

TRUE FRESHMAN (2011 AT FLORIDA): Played in 8 games with 1 start; 18-of-39 passing (46.2 pct.) for 206 yards and 2 TDs; 13 carries for 7 yards (0.6 avg.) and 2 TDs.

HIGH SCHOOL (DWYER HS – PALM BEACH GARDENS, FLA.)

- Also lettered in basketball.

SENIOR (2010): 2,473 passing yards and 32 TDs; 63 carries for 368 yards (5.8 avg.) and 7 TDs.

- Palm Beach Post Offensive Player of the Year.
- County Player of the Year.

JUNIOR (2009):

- Led the team to its 1st state championship...

OFF THE FIELD

COMMUNITY:

- In 2021, hosted the second Start the Cycle bike ride with the T.E.A.M. Elam Foundation and the Riviera Beach Police Department and gifted bikes to more than 250 kids from Palm Beach County.

- In 2021, rode in the Dolphins Challenge Cancer ride with a group from his hometown.
- In 2020, hosted the first Start the Cycle bike ride in partnership with the T.E.A.M. Elam Foundation and his hometown Riviera Beach Police Department to promote unity and accountability.
- Served on the Indianapolis Colts players' social impact committee and helped register the team to vote.

PERSONAL:

- **MAJOR:** Communications.

JACOBY BRISSETT'S NFL REGULAR SEASON PASSING STATS

YEAR	TEAM	GP	GS	ATT	CMP	PCT	YDS	Y/A	TD	INT	LG	SK/YDS	RATE
2016	NEW ENGLAND	3	2	55	34	61.8	400	7.3	0	0	58	6/46	83.9
2017	INDIANAPOLIS	16	15	469	276	58.8	3098	6.6	13	7	80t	52/305	81.7
2018	INDIANAPOLIS	4	0	4	2	50.0	2	0.5	0	0	4	0/0	56.3
2019	INDIANAPOLIS	15	15	447	272	60.9	2942	6.6	18	6	50	27/159	88.0
2020	INDIANAPOLIS	11	0	8	2	25.0	17	2.1	0	0	13	2/15	39.6
2021	MIAMI	8	5	225	141	62.7	1283	5.7	5	4	52	18/132	78.1
NFL TOTALS		57	37	1208	727	60.2	7742	6.4	36	17	80t	105/657	83.0

JACOBY BRISSETT'S PLAYOFF PASSING STATS

YEAR	TEAM	GP	GS	ATT	CMP	PCT	YDS	Y/A	TD	INT	LG	SK/YDS	RATE
2020	INDIANAPOLIS	1	0	0	0	-	0	-	0	0	0	0/0	-
NFL TOTALS		1	0	0	0	-	0	-	0	0	0	0/0	-

JACOBY BRISSETT'S NFL REGULAR SEASON RUSHING/RECEIVING STATS

YEAR	TEAM	GP	GS	RUSHING						RECEIVING					
				ATT	YDS	AVG	LG	TD		REC	YDS	AVG	LG	TD	
2016	NEW ENGLAND	3	2	16	83	5.2	27t	1		0	0	-	-	0	
2017	INDIANAPOLIS	16	15	63	260	4.1	25	4		0	0	-	-	0	
2018	INDIANAPOLIS	4	0	7	-7	-1.0	-1	0		0	0	-	-	0	
2019	INDIANAPOLIS	15	15	56	228	4.1	24	4		1	2	2.0	2	0	
2020	INDIANAPOLIS	11	0	17	19	1.1	5	3		0	0	-	-	0	
2021	MIAMI	8	5	18	68	3.8	19	1		0	0	-	-	0	
NFL TOTALS		57	37	177	651	3.7	27t	13		1	2	2.0	2	0	

ADDITIONAL STATS

Career Regular Season Record As A Starter: (New England) 1-1 in 2016; (Indianapolis) 4-11 in 2017; 7-8 in 2019; (Miami) 2-3 in 2021 for total of 14-23.

Miscellaneous Tackles: (Indianapolis) 3 in 2019.

Miscellaneous Fumble Recoveries: (Miami) 2 in 2021.

BRISSETT'S 4TH QUARTER COMEBACK VICTORIES (2)

DATE	OPP	4Q DEFICIT	4Q/OT STATS	FINAL SCORE
1. 10/8/17	vs. SF	at Ten.	13-17 4-3-12-1-0	19-17
2. 10/27/19	vs. Den.	12-13	8-4-63-0-0	15-13

SINGLE-GAME CAREER HIGHS

Pass Attempts:	46	at Oakland, 9/29/19
Completions:	28	vs. Atlanta, 9/22/19
Passing Yards:	326	vs. Houston, 10/20/19
TD Passes:	4	vs. Houston, 10/20/19
Longest Pass:	80t	at Houston, 11/5/17
Completion Pct.:	77.8	at L.A. Chargers, 9/8/19
Passer Rating:	126.7	vs. Houston, 10/20/19
Rush Attempts:	8	Twice, last: vs. San Francisco, 10/8/17
Rushing Yards:	48	vs. Houston, 9/22/16
Longest Run:	27t	vs. Houston, 9/22/16
Rushing TDs:	2	Twice, last: vs. Tennessee, 11/29/20

BRISSETT'S GAME-WINNING DRIVES (3)

DATE	OPP	GW SCORE	TIME LEFT	FINAL SCORE
1. 10/8/17	vs. SF	Vinatieri 51-yd FG	1:43*	26-23
2. 9/15/19	at Ten.	4-yd pass to Hilton	4:42	19-17
3. 10/27/19	vs. Den.	Vinatieri 51-yd FG	0:26	15-13

* denotes GWD was in overtime

300-YARD PASSING GAMES (5)

DATE	OPP	ATT	CMP	PCT	YDS	TD	INT	LG	RATE
10/8/17	vs. SF	34	22	64.7	314	0	1	63	82.2
11/5/17	at Hou.	30	20	66.7	308	2	0	80t	122.6
9/22/19	vs. Atl.	37	28	75.7	310	2	0	35	118.1
10/20/19	vs. Hou.	39	26	66.7	326	4	0	34	126.7
12/1/19	vs. Ten.	40	25	62.5	319	1	2	26	74.9

2016 GAME-BY-GAME STATS (NEW ENGLAND)

DATE	OPPONENT	P/S	ATT	CMP	PCT	YDS	TD	INT	LG	SK/YDS
09/11	at Arizona					INACTIVE				
09/18	MIAMI	1/0	9	6	66.7	92	0	0	37	2/22
09/22	HOUSTON	1/1	19	11	57.9	103	0	0	27	1/6
10/02	BUFFALO	1/1	27	17	63.0	205	0	0	58	3/18
10/09	at Cleveland					INJURED RESERVE				
10/16	CINCINNATI					INJURED RESERVE				
10/23	at Pittsburgh					INJURED RESERVE				
10/30	at Buffalo					INJURED RESERVE				
11/13	SEATTLE					INJURED RESERVE				
11/20	at San Francisco					INJURED RESERVE				
11/27	at N.Y. Jets					INJURED RESERVE				
12/04	L.A. RAMS					INJURED RESERVE				
12/12	BALTIMORE					INJURED RESERVE				
12/18	at Denver					INJURED RESERVE				
12/24	N.Y. JETS					INACTIVE				
01/01	at Miami					INACTIVE				
2016 TOTALS		3/2	55	34	61.8	400	0	0	58	6/46
DATE	OPPONENT	P/S	ATT	CMP	PCT	YDS	TD	INT	LG	SK/YDS
01/14	HOUSTON*					INACTIVE				
01/22	PITTSBURGH**					INACTIVE				
02/05	vs. Atlanta***					INACTIVE				
PLAYOFF TOTALS		0/0	0	0	-	0	0	0	-	0/0

* AFC Divisional game

** AFC Championship game

*** Super Bowl

2017 GAME-BY-GAME STATS (INDIANAPOLIS)

DATE	OPPONENT	P/S	ATT	CMP	PCT	YDS	TD	INT	LG	SK/YDS
09/10	at L.A. Rams	1/0	3	2	66.7	51	0	0	50	0/0
09/17	ARIZONA	1/1	37	20	54.1	216	0	1	20	4/26
09/24	CLEVELAND	1/1	24	17	70.8	259	1	0	61t	3/16
10/01	at Seattle	1/1	29	16	55.2	157	1	1	32	3/18
10/08	SAN FRANCISCO	1/1	34	22	64.7	314	0	1	63	4/26
10/16	at Tennessee	1/1	37	21	56.8	212	1	0	23	1/0
10/22	JACKSONVILLE	1/1	37	22	59.5	200	0	0	34	10/64
10/29	at Cincinnati	1/1	39	25	64.1	233	2	1	24t	4/17
11/05	at Houston	1/1	30	20	66.7	308	2	0	80t	3/29
11/12	PITTSBURGH	1/1	24	14	58.3	222	2	1	61t	3/26
11/26	TENNESSEE	1/1	29	17	58.6	196	0	0	26	8/31
12/03	at Jacksonville	1/1	36	21	58.3	174	1	2	40t	4/25
12/10	at Buffalo	1/1	22	11	50.0	69	1	0	11	1/5
12/14	DENVER	1/1	30	17	56.7	158	0	0	22	1/0
12/23	at Baltimore	1/1	33	16	48.5	215	1	0	29	2/12
12/31	HOUSTON	1/1	25	15	60.0	114	1	0	22	1/10
2017 TOTALS		16/15	469	276	58.8	3098	13	7	80t	52/305

2018 GAME-BY-GAME STATS (INDIANAPOLIS)

DATE	OPPONENT	P/S	ATT	CMP	PCT	YDS	TD	INT	LG	SK/YDS
09/09	CINCINNATI					DID NOT PLAY				
09/16	at Washington					DID NOT PLAY				
09/23	at Philadelphia	1/0	1	0	0.0	0	0	0	-	0/0
09/30	HOUSTON					DID NOT PLAY				
10/04	at New England					DID NOT PLAY				
10/14	at N.Y. Jets					DID NOT PLAY				
10/21	BUFFALO	1/0	0	0	0.0	0	0	0	-	0/0
10/28	at Oakland					DID NOT PLAY				
11/11	JACKSONVILLE					DID NOT PLAY				
11/18	TENNESSEE	1/0	2	1	50.0	-2	0	0	-2	0/0
11/25	MIAMI	1/0	1	1	100.0	4	0	0	4	0/0
12/02	at Jacksonville					DID NOT PLAY				
12/09	at Houston					DID NOT PLAY				
12/16	DALLAS					DID NOT PLAY				
12/23	N.Y. GIANTS					DID NOT PLAY				
12/30	at Tennessee					DID NOT PLAY				
2018 TOTALS		4/0	4	2	50.0	2	0	0	4	0/0
DATE	OPPONENT	P/S	ATT	CMP	PCT	YDS	TD	INT	LG	SK/YDS
01/05	at Houston*					DID NOT PLAY				
PLAYOFF TOTALS		0/0	0	0	-	0	0	0	-	0/0

* AFC Wild Card game

2019 GAME-BY-GAME STATS (INDIANAPOLIS)


DATE	OPPONENT	P/S	ATT	CMP	PCT	YDS	TD	INT	LG	SK/YDS
09/08	at L.A. Chargers	1/1	27	21	77.8	190	2	0	25	2/17
09/15	at Tennessee	1/1	28	17	60.7	146	3	1	19	3/25
09/22	ATLANTA	1/1	37	28	75.7	310	2	0	35	1/10
09/29	OAKLAND	1/1	46	24	52.2	265	3	1	48t	0/0
10/06	at Kansas City	1/1	29	18	62.1	151	0	1	18	0/0
10/20	HOUSTON	1/1	39	26	66.7	326	4	0	34	1/5
10/27	DENVER	1/1	25	15	60.0	202	0	0	35	4/11
11/03	at Pittsburgh	1/1	5	4	80.0	59	0	0	27	1/4
11/10	MIAMI					INACTIVE				
11/17	JACKSONVILLE	1/1	24	15	62.5	148	1	1	31	3/23
11/21	at Houston	1/1	25	16	64.0	129	0	0	14	1/8
12/01	TENNESSEE	1/1	40	25	62.5	319	1	2	26	3/10
12/08	at Tampa Bay	1/1	36	19	52.8	251	2	0	50	1/8
12/16	at New Orleans	1/1	34	18	52.9	165	0	0	24	1/6
12/22	CAROLINA	1/1	27	14	51.9	119	0	0	21	3/13
12/29	at Jacksonville	1/1	25	12	48.0	162	0	0	33	3/19
2019 TOTALS		15/15	447	272	60.9	2942	18	6	50	27/159

2020 GAME-BY-GAME STATS (INDIANAPOLIS)

DATE	OPPONENT	P/S	ATT	CMP	PCT	YDS	TD	INT	LG	SK/YDS
09/13	at Jacksonville	1/0	0	0	0.0	0	0	0	-	1/6
09/20	MINNESOTA					DID NOT PLAY				
09/27	N.Y. JETS	1/0	4	2	50.0	17	0	0	13	0/0
10/04	at Chicago					DID NOT PLAY				
10/11	at Cleveland					DID NOT PLAY				
10/18	CINCINNATI					DID NOT PLAY				
11/01	at Detroit					DID NOT PLAY				
11/08	BALTIMORE	1/0	1	0	0.0	0	0	0	-	0/0
11/12	at Tennessee	1/0	0	0	0.0	0	0	0	-	0/0
11/22	GREEN BAY	1/0	0	0	0.0	0	0	0	-	0/0
11/29	TENNESSEE	1/0	2	0	0.0	0	0	0	-	1/9
12/06	at Houston	1/0	0	0	0.0	0	0	0	-	0/0
12/13	at LV	1/0	0	0	0.0	0	0	0	-	0/0
12/20	HOUSTON	1/0	1	0	0.0	0	0	0	-	0/0
12/27	at Pittsburgh	1/0	0	0	0.0	0	0	0	-	0/0
01/03	JACKSONVILLE	1/0	0	0	0.0	0	0	0	-	0/0
2020 TOTALS		11/0	8	2	25.0	17	0	0	13	2/15
DATE	OPPONENT	P/S	ATT	CMP	PCT	YDS	TD	INT	LG	SK/YDS
01/09	at Buffalo	1/0	0	0	0.0	0	0	0	-	0/0
PLAYOFF TOTALS		1/0	0	0	0.0	0	0	0	-	0/0

2021 GAME-BY-GAME STATS (MIAMI)

DATE	OPPONENT	P/S	ATT	CMP	PCT	YDS	TD	INT	LG	SK/YDS
09/12	at New England	1/0	0	0	0.0	0	0	0	-	0/0
09/19	BUFFALO	1/0	40	24	60.0	169	0	1	18	4/24
09/26	at Las Vegas	1/1	49	32	65.3	215	0	0	27	2/18
10/03	INDIANAPOLIS	1/1	30	20	66.7	199	2	0	42	3/31
10/10	at Tampa Bay	1/1	39	27	69.2	275	2	1	34	3/13
10/17	at Jacksonville	1/0	1	1	100.0	25	0	0	25	0/0
10/24	ATLANTA					DID NOT PLAY				
10/31	at Buffalo					DID NOT PLAY				
11/07	HOUSTON	1/1	43	26	60.5	244	1	2	21	4/29
11/11	BALTIMORE	1/1	23	11	47.8	156	0	0	52	2/17
11/21	at N.Y. Jets					DID NOT PLAY				
11/28	CAROLINA					DID NOT PLAY				
12/05	N.Y. GIANTS									
12/19	N.Y. JETS									
12/27	at New Orleans									
01/02	at Tennessee									
01/09	NEW ENGLAND									
2021 TOTALS		8/5	225	141	62.7	1283	5	4	-	18/132



70

ADAM
BUTLER

DEFENSIVE LINEMAN // 6-5 // 295 // VANDERBILT '17

ACQUIRED: UFA, '21 (NE)

HOMETOWN: DUNCANVILLE, TEXAS // BORN: 4/12/94

NFL: FIFTH SEASON // DOLPHINS: FIRST SEASON

NFL CAREER

TRANSACTIONS:

- Signed by Miami as an unrestricted free agent on March 19, 2021.
- Signed by New England as an undrafted college free agent on May 5, 2017.

CAREER HIGHLIGHTS:

- Played in 75 career games with 13 starts.
- 110 tackles (61 solo), 16 sacks, 12 passes defended and 1 forced fumble.
- Appeared in 7 postseason games with New England.
- Won Super Bowl LIII with New England.

2021 (MIAMI):

- Played in 12 games with 1 start.
- 14 tackles (7 solo), 1 sack and 3 passes defended.

AT NEW ENGLAND (9/12): 2 tackles (1 solo).

- Made his Dolphins debut.

VS. HOUSTON (11/7): 2 solo tackles and 2 passes defended.

VS. BALTIMORE (11/11): 2 solo tackles and 1 sack.

- Sacked QB Lamar Jackson for a loss of 5 yards in the 3rd quarter.

2020 (NEW ENGLAND):

- Played in 15 games with 4 starts.
- Inactive for 1 game.
- 34 tackles (18 solo), 4 sacks and 2 passes defended.

VS. ARIZONA (11/29): 5 tackles (2 solo), 1 sack and 1 pass defended.

- Sacked QB Kyler Murray for a loss of 9 yards on 3rd-and-7 in the 3rd quarter.

AT L.A. CHARGERS (12/6): 3 solo tackles, 1 sack and 1 pass defended.

- Sacked QB Justin Herbert for a loss of 9 yards on 4th-and-4 in the 4th quarter.

VS. N.Y. JETS (1/3): 4 tackles (3 solo) and 1 sack.

- Sacked QB Sam Darnold for a loss of 10 yards in the 3rd quarter.

2019 (NEW ENGLAND):

- Played in all 16 games with 2 starts.
- 26 tackles (17 solo), 6 sacks and 5 passes defended.

AT MIAMI (9/15): 4 tackles (3 solo), 2 sacks and 1 pass defended.

- Sacked QB Ryan Fitzpatrick for a loss of 5 yards on 3rd-and-9 in the 1st quarter.
- Sacked QB Ryan Fitzpatrick again for a loss of 4 yards in the 3rd quarter.
- It was the 1st multi-sack game of his career.

VS. CLEVELAND (10/27): 4 tackles (2 solo) and 2 sacks.

- Sacked QB Baker Mayfield for a loss of 10 yards in the 1st quarter.
- Split a sack with DL Chase Winovich of QB Baker Mayfield on 4th-and-16 for a loss of 5 yards in the 4th quarter.
- Split a sack with LB Jamie Collins of QB Baker Mayfield for a loss of 10 yards in the 4th quarter.

AT PHILADELPHIA (11/17): 1 solo tackle, 1 sack and 1 pass defended.

- Sacked QB Carson Wentz for a loss of 3 yards in the 2nd quarter.

POSTSEASON:

AFC WILD CARD VS. TENNESSEE (1/4): 3 tackles (2 solo) and 1 pass defended.

2018 (NEW ENGLAND):

- Played in all 16 games.
- 17 tackles (8 solo), 3 sacks, 2 passes defended and 1 forced fumble.

VS. MIAMI (9/30): 2 solo tackles, 1 sack and 1 pass defended.

- Sacked QB Ryan Tannehill for a loss of 9 yards on 3rd-and-12 in the 3rd quarter.

VS. MINNESOTA (12/2): 1 solo tackle and 1 sack.

- Sacked QB Kirk Cousins for a loss of 8 yards in the 1st quarter.

VS. N.Y. JETS (12/30): 1 solo tackle, 1 sack and 1 forced fumble.

- Strip-sacked QB Sam Darnold on 3rd-and-10 in the 3rd quarter and the fumble was recovered by LB Kyle Van Noy and returned 46 yards for a TD.

POSTSEASON:

AFC DIVISIONAL VS. L.A. CHARGERS (1/13): 1 assisted tackle.

AFC CHAMPIONSHIP AT KANSAS CITY (1/20): Played but did not record any stats.

SUPER BOWL LIII VS. L.A. RAMS (2/3): Played but did not record any stats.

2017 (NEW ENGLAND):

- Played in all 16 games with 6 starts.
- 19 tackles (11 solo) and 2 sacks.

VS. KANSAS CITY (9/7): 1 solo tackle.

- Made his NFL debut.

VS. ATLANTA (10/22): 3 tackles (2 solo) and 1 sack.

- Sacked QB Matt Ryan for a loss of 10 yards in the 2nd quarter.
- It was his 1st career sack.

AT MIAMI (12/11): 2 tackles (1 solo) and 1 sack.

- Sacked QB Jay Cutler for a loss of 10 yards on 3rd-and-5 in the 3rd quarter.

POSTSEASON:

AFC DIVISIONAL VS. TENNESSEE (1/13): 1 solo tackle and 1 sack.

- Sacked QB Marcus Mariota for a loss of 5 yards on 3rd-and-7 in the 3rd quarter.

AFC CHAMPIONSHIP VS. JACKSONVILLE (1/21): 1 solo tackle and 1 sack.

- Sacked QB Blake Bortles for a loss of 6 yards on 3rd-and-12 in the 2nd quarter.

SUPER BOWL LII VS. PHILADELPHIA (2/4): 1 solo tackle.

SENIOR (2016): Started all 13 games; 31 tackles (18 solo), 4 sacks and 1 pass defended.

JUNIOR (2015): Played in all 12 games with 8 starts; 18 tackles (12 solo) and 3 sacks.

SOPHOMORE (2014): Played in all 12 games with 9 starts; 35 tackles (16 solo), 2.5 sacks, 3 passes defended and 1 fumble recovery; 1 fumble return for a TD; 1 blocked kick.

REDSHIRT FRESHMAN (2013): Played in 12 games with 6 starts; 25 tackles (16 solo), 2 passes defended, 1 forced fumble and 1 fumble recovery; 2 blocked kicks.

- Switched from guard/center to defensive line in the spring.
- Redshirted in 2012.

HIGH SCHOOL (DUNCANVILLE HS – DUNCANVILLE, TEXAS)

- Played left tackle as a junior and senior and defensive end as a sophomore.
- Also lettered in track and field as a thrower.

SENIOR (2011):

- 1st-team all-district.
- All-area.

JUNIOR (2010):

- 1st-team all-district.

BEFORE THE NFL

COLLEGE (VANDERBILT):

- 4-year starter (2013-16).

CAREER: Played in 47 games with 34 starts;

OFF THE FIELD

PERSONAL:

- MAJOR: Environmental communication.

ADAM BUTLER'S NFL REGULAR SEASON STATS

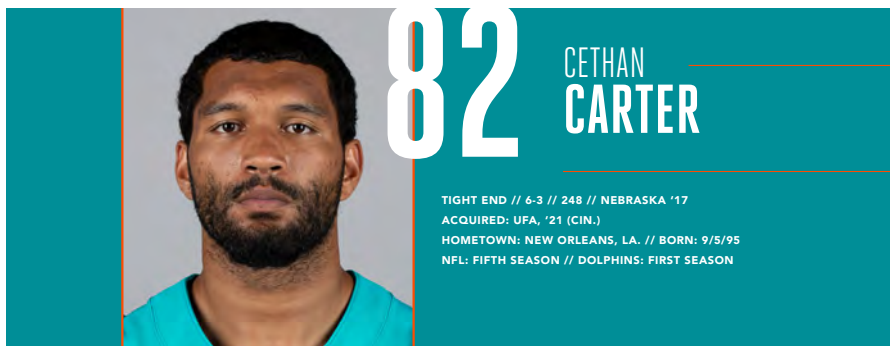
YEAR	TEAM	GP	GS	TACKLES					INTERCEPTIONS					FUMBLES	
				TOT	SOLO	ASST	SK	YDS	INT	YDS	LG	TD	PD	FF	FR
2017	NEW ENGLAND	16	6	19	11	8	2.0	20.0	0	0	0	0	0	0	0
2018	NEW ENGLAND	16	0	17	8	9	3.0	22.0	0	0	0	0	2	1	0
2019	NEW ENGLAND	16	2	26	17	9	6.0	35.5	0	0	0	0	5	0	0
2020	NEW ENGLAND	15	4	34	18	16	4.0	31.0	0	0	0	0	2	0	0
2021	MIAMI	12	1	14	7	7	1.0	5.0	0	0	0	0	3	0	0
NFL TOTALS		75	13	110	61	49	16.0	113.5	0	0	0	0	12	1	0

ADAM BUTLER'S NFL PLAYOFF STATS

YEAR	TEAM	GP	GS	TACKLES					INTERCEPTIONS					FUMBLES	
				TOT	SOLO	ASST	SK	YDS	INT	YDS	LG	TD	PD	FF	FR
2017	NEW ENGLAND	3	0	3	3	0	2.0	11.0	0	0	0	0	0	0	0
2018	NEW ENGLAND	3	0	1	0	1	0.0	0.0	0	0	0	0	0	0	0
2019	NEW ENGLAND	1	0	3	2	1	0.0	0.0	0	0	0	0	1	0	0
NFL TOTALS		7	0	7	5	2	2.0	11.0	0	0	0	0	1	0	0

SINGLE-GAME CAREER HIGHS

Tackles:	5	Twice, last: vs. Arizona, 11/29/20
Sacks:	2	Twice, last: vs. Cleveland, 10/27/19
Passes Defended:	2	vs. Houston, 11/7/21
Forced Fumbles:	1	vs. N.Y. Jets, 12/30/18



NFL CAREER

TRANSACTIONS:

- Signed by Miami as an unrestricted free agent on March 18, 2021.
- Signed by Cincinnati as an undrafted college free agent on May 5, 2017.

CAREER HIGHLIGHTS:

- Played in 58 career games with 6 starts.
- 9 receptions for 82 yards (9.1 avg.) and 1 TD.
- 33 special teams tackles (20 solo).

2021 (MIAMI):

- Played in 12 games with 1 start.
- 2 receptions for 16 yards (8.0 avg.).
- 7 special teams tackles (4 solo).

VS. BUFFALO (9/19): 1 reception for 8 yards.

VS. INDIANAPOLIS (10/3): 1 solo special teams tackle.

AT JACKSONVILLE IN LONDON (10/17): 1 reception for 8 yards; 1 assisted special teams tackle.

2020 (CINCINNATI):

- Played in 15 games with 5 starts.
- Inactive for 1 game.
- 5 receptions for 53 yards (10.6 avg.).
- 10 special teams tackles (6 solo).

VS. JACKSONVILLE (10/4): 1 reception for 24 yards.

VS. N.Y. GIANTS (11/29): 1 reception for 5 yards.

VS. BALTIMORE (1/3): 1 reception for 21 yards.

2019 (CINCINNATI):

- Played in 15 games.
- Inactive for 1 game.
- 2 receptions for 13 yards (6.5 avg.) and 1 TD.
- 7 special teams tackles (4 solo).

AT SEATTLE (9/8): 1 solo special teams tackle.

VS. NEW ENGLAND (12/15): 2 receptions for 13 yards (6.5 avg.) and 1 TD.

- Caught an 8-yard TD pass from QB Andy Dalton in the 1st quarter to even the score 7-7.

VS. CLEVELAND (12/29): 1 solo special teams tackle.

2018 (CINCINNATI):

- Missed the entire season after being placed on injured reserve on Sept. 1.

2017 (CINCINNATI):

- Played in all 16 games.
- 9 special teams tackles (7 solo).

VS. BALTIMORE (9/10): Played but did not record any stats.

- Made his NFL debut.

VS. BUFFALO (10/8): 2 solo special teams tackles.

VS. CLEVELAND (11/26): 3 special teams tackles (2 solo).

BEFORE THE NFL

COLLEGE (NEBRASKA):

- 4-year starter (2013-16).

CAREER: Played in 43 games with 35 starts; 59 receptions for 744 yards (12.6 avg.) and 4 TDs; 5 carries for 82 yards (16.4 avg.) and 1 TD.

- His 59 career receptions ranked 5th in school history.

SENIOR (2016): Started 10 games; 19 receptions for 190 yards (10.0 avg.) and 1 TD; 3 carries for 34 yards (11.3 avg.).

- Honorable mention All-Big Ten.

JUNIOR (2015): Started 11 games; 24 receptions for 329 yards (13.7 avg.) and 2 TDs; 2 carries for 48 yards (24.0 avg.) and 1 TD.

- Honorable mention All-Big Ten.

SOPHOMORE (2014): Played in 9 games with 8 starts; 6 receptions for 98 yards (16.3 avg.) and 1 TD.

TRUE FRESHMAN (2013): Played in all 13 games with 6 starts; 10 receptions for 127 yards (12.7 avg.).

- Honorable mention Big Ten All-Freshman Team.

HIGH SCHOOL (ARCHBISHOP RUMMEL HS – METAIRIE, LA.)

- Also lettered in basketball.

SENIOR (2012): 23 receptions for 418 yards (18.2 avg.) and 5 TDs.

- Honorable mention all-state.
- All-district.

- Helped his school with the Louisiana Class 5A state title.

OFF THE FIELD

- **MAJOR:** Criminology and criminal justice.

PERSONAL:

- **PRONUNCIATION:** First name is pronounced SEE-thin.

CETHAN CARTER'S NFL REGULAR SEASON STATS

YEAR	TEAM	GP	GS	RECEIVING					RUSHING				
				REC	YDS	AVG	LG	TD	ATT	YDS	AVG	LG	TD
2017	CINCINNATI	16	0	0	0	0.0	0	0	0	0	0.0	0	0
2018	CINCINNATI			INJURED RESERVE									
2019	CINCINNATI	15	0	2	13	6.5	8t	1	0	0	0.0	0	0
2020	CINCINNATI	15	5	5	53	10.6	24	0	0	0	0.0	0	0
2021	MIAMI	12	1	2	16	8.0	8	0	0	0	0.0	0	0
NFL TOTALS		58	6	9	82	9.1	8t	1	0	0	0.0	0	0

ADDITIONAL STATS

Special Teams Tackles: (Cincinnati) 9 in 2017, 7 in 2019, 10 in 2020, (Miami) 7 in 2021 for total of 33.

SINGLE-GAME CAREER HIGHS

Receptions: 2 vs. New England, 12/15/19
Receiving Yards: 24 vs. Jacksonville, 10/4/20
Longest Reception: 24 vs. Jacksonville, 10/4/20
Receiving TDs: 1 vs. New England, 12/15/19

2017 GAME-BY-GAME STATS (CINCINNATI)

DATE	OPPONENT	P/S	REC	YDS	AVG	LG	TD
09/10	BALTIMORE	1/0	0	0	0.0	-	0
09/14	HOUSTON	1/0	0	0	0.0	-	0
09/24	at Green Bay	1/0	0	0	0.0	-	0
10/01	at Cleveland	1/0	0	0	0.0	-	0
10/08	BUFFALO	1/0	0	0	0.0	-	0
10/22	at Pittsburgh	1/0	0	0	0.0	-	0
10/29	INDIANAPOLIS	1/0	0	0	0.0	-	0
11/05	at Jacksonville	1/0	0	0	0.0	-	0
11/12	at Tennessee	1/0	0	0	0.0	-	0
11/19	at Denver	1/0	0	0	0.0	-	0
11/26	CLEVELAND	1/0	0	0	0.0	-	0
12/04	PITTSBURGH	1/0	0	0	0.0	-	0
12/10	CHICAGO	1/0	0	0	0.0	-	0
12/17	at Minnesota	1/0	0	0	0.0	-	0
12/24	DETROIT	1/0	0	0	0.0	-	0
12/31	at Baltimore	1/0	0	0	0.0	-	0
2018 TOTALS		16/0	0	0	0.0	-	0

2018 GAME-BY-GAME STATS (CINCINNATI)

DATE	OPPONENT	P/S	REC	YDS	AVG	LG	TD
09/09	at Indianapolis		INJURED RESERVE				
09/13	BALTIMORE		INJURED RESERVE				
09/23	at Carolina		INJURED RESERVE				
09/30	at Atlanta		INJURED RESERVE				
10/07	MIAMI		INJURED RESERVE				
10/14	PITTSBURGH		INJURED RESERVE				
10/21	at Kansas City		INJURED RESERVE				
10/28	TAMPA BAY		INJURED RESERVE				
11/11	NEW ORLEANS		INJURED RESERVE				
11/18	at Baltimore		INJURED RESERVE				
11/25	CLEVELAND		INJURED RESERVE				
12/02	DENVER		INJURED RESERVE				
12/09	at L.A. Chargers		INJURED RESERVE				
12/16	OAKLAND		INJURED RESERVE				
12/23	at Cleveland		INJURED RESERVE				
12/30	at Pittsburgh		INJURED RESERVE				
2018 TOTALS		0/0	0	0	0.0	-	0

2019 GAME-BY-GAME STATS (CINCINNATI)

DATE	OPPONENT	P/S	REC	YDS	AVG	LG	TD
09/08	at Seattle	1/0	0	0	0.0	-	0
09/15	SAN FRANCISCO	1/0	0	0	0.0	-	0
09/22	at Buffalo	1/0	0	0	0.0	-	0
09/30	at Pittsburgh	1/0	0	0	0.0	-	0
10/06	ARIZONA	1/0	0	0	0.0	-	0
10/13	at Baltimore	1/0	0	0	0.0	-	0
10/20	JACKSONVILLE	1/0	0	0	0.0	-	0
10/27	at L.A. Rams	1/0	0	0	0.0	-	0
11/10	BALTIMORE	1/0	0	0	0.0	-	0
11/17	at Oakland	1/0	0	0	0.0	-	0
11/24	PITTSBURGH	1/0	0	0	0.0	-	0
12/01	N.Y. JETS		INACTIVE				
12/08	at Cleveland	1/0	0	0	0.0	-	0
12/15	NEW ENGLAND	1/0	2	13	6.5	8t	1
12/22	at Miami	1/0	0	0	0.0	-	0
12/29	CLEVELAND	1/0	0	0	0.0	-	0
2019 TOTALS		15/0	2	13	6.5	8t	1

2020 GAME-BY-GAME STATS (CINCINNATI)

DATE	OPPONENT	P/S	REC	YDS	AVG	LG	TD
09/13	L.A. CHARGERS	1/0	0	0	0.0	-	0
09/17	at Cleveland	1/0	0	0	0.0	-	0
09/27	at Philadelphia	1/1	1	1	1.0	1	0
10/04	JACKSONVILLE	1/1	1	24	24.0	24	0
10/11	at Baltimore	1/0	0	0	0.0	-	0
10/18	at Indianapolis	1/0	0	0	0.0	-	0
10/25	CLEVELAND		INACTIVE				
11/01	TENNESSEE	1/0	1	2	2.0	2	0
11/15	at Pittsburgh	1/0	0	0	0.0	-	0
11/22	at Washington	1/0	0	0	0.0	-	0
11/29	N.Y. GIANTS	1/0	1	5	5.0	5	0
12/06	at Miami	1/1	0	0	0.0	-	0
12/13	DALLAS	1/1	0	0	0.0	-	0
12/21	PITTSBURGH	1/1	0	0	0.0	-	0
12/27	at Houston	1/0	0	0	0.0	-	0
01/03	BALTIMORE	1/0	1	21	21.0	21	0
2020 TOTALS		15/5	5	53	10.6	24	0

2021 GAME-BY-GAME STATS (MIAMI)

DATE	OPPONENT	P/S	REC	YDS	AVG	LG	TD
09/12	at New England	1/0	0	0	0.0	-	0
09/19	BUFFALO	1/1	1	8	8.0	8	0
09/26	at Las Vegas	1/0	0	0	0.0	-	0
10/03	INDIANAPOLIS	1/0	0	0	0.0	-	0
10/10	at Tampa Bay	1/0	0	0	0.0	-	0
10/17	at Jacksonville	1/0	1	8	8.0	8	0
10/24	ATLANTA	1/0	0	0	0.0	-	0
10/31	at Buffalo	1/0	0	0	0.0	-	0
11/07	HOUSTON	1/0	0	0	0.0	-	0
11/11	BALTIMORE	1/0	0	0	0.0	-	0
11/21	at N.Y. Jets	1/0	0	0	0.0	-	0
11/28	CAROLINA	1/0	0	0	0.0	-	0
12/05	N.Y. GIANTS						
12/19	N.Y. JETS						
12/27	at New Orleans						
01/02	at Tennessee						
01/09	NEW ENGLAND						
2021 TOTALS		12/1	2	16	8.0	8	0



NFL CAREER

TRANSACTIONS:

- Signed by Miami on March 18, 2021.
- Released by Detroit on March 12, 2021.
- Signed by Detroit as an unrestricted free agent on March 14, 2019.
- Traded from New England to Seattle on Sept. 1, 2017.
- Signed by New England on Sept. 9, 2015.
- Signed to Seattle's practice squad on Sept. 7, 2015.
- Waived by New England on Sept. 5, 2015.
- Signed by New England on Sept. 4, 2015.
- Waived by Minnesota on Aug. 31, 2015.
- Signed by Minnesota as an undrafted college free agent on May 8, 2015.

CAREER HIGHLIGHTS:

- Played in 91 career games with 32 starts.
- 212 tackles (169 solo), 2 sacks, 6 interceptions, 44 passes defended, 4 forced fumbles and 4 fumble recoveries; 2 interception returns for TDs; 1 fumble return for a TD.
- 25 special teams tackles (19 solo).
- 1 blocked punt return for a TD.
- Appeared in 3 postseason games – 2 with New England and 1 with Seattle.
- Won Super Bowl LI with New England.

2021 (MIAMI):

- Played in 12 games with 3 starts.
- 23 tackles (18 solo), 2 interceptions and 3 passes defended.

VS. HOUSTON (11/7): 1 interception and 1 pass defended.

- Intercepted QB Tyrod Taylor on 3rd-and-10 in the 3rd quarter.

VS. BALTIMORE (11/11): 3 tackles (2 solo), 1 interception and 2 passes defended.

- Intercepted QB Lamar Jackson on 3rd-and-7 in the 4th quarter.

VS. CAROLINA (11/28): 1 blocked punt return for a TD.

- Recovered a P Lachlan Edwards punt blocked by LB Duke Riley and returned it 2 yards for a TD in the 1st quarter to give Miami a 7-0 lead.

2020 (DETROIT):

- Played in 11 games with 5 starts.
- Activated off injured reserve on Oct. 31.
- Missed 5 games after being placed on injured reserve on Sept. 15.
- 29 tackles (22 solo) and 1 pass defended.
- 1 assisted special teams tackle.

VS. WASHINGTON (11/15): 10 tackles (8 solo).

AT CHICAGO (12/6): 5 tackles (4 solo).

VS. GREEN BAY (12/13): 3 tackles (2 solo).

2019 (DETROIT):

- Played in all 16 games with 11 starts.
- 53 tackles (46 solo), 1 interception, 13 passes defended, 3 forced fumbles and 1 fumble recovery.
- 1 solo special teams tackle.

VS. KANSAS CITY (9/29): 4 solo tackles, 2 passes defended, 1 forced fumble and 1 fumble recovery.

- Forced a WR Sammy Watkins fumble and recovered it on 2nd-and-5 in the 3rd quarter.

AT GREEN BAY (10/14): 5 tackles (3 solo), 1 interception and 3 passes defended.

- Intercepted a QB Aaron Rodgers pass intended for WR Darrius Shepherd and returned it 55 yards on 3rd-and-7 in the 4th quarter.

VS. CHICAGO (11/28): 5 solo tackles and 3 passes defended.

2018 (SEATTLE):

- Played in all 16 games with 5 starts.
- 43 tackles (33 solo), 0.5 sacks, 1 interception, 10 passes defended, 1 forced fumble and 2 fumble recoveries; 1 fumble return for a TD.
- 15 special teams tackles (11 solo).

VS. DALLAS (9/23): 1 solo tackle, 1 pass defended and 1 fumble recovery; 1 solo special teams tackle.

- Recovered a RB Ezekiel Elliott fumble forced by S Bradley McDougald in the 4th quarter.

AT DETROIT (10/28): 4 tackles (3 solo), 1 interception and 1 pass defended.

- Intercepted a QB Matthew Stafford pass intended for WR Golden Tate in the 4th quarter.

VS. MINNESOTA (12/10): 1 solo tackle and 1 fumble recovery; 1 fumble return for a TD.

- Recovered a QB Kirk Cousins fumble forced by DE Jacob Martin and returned it 29 yards for a TD in the 4th quarter.

POSTSEASON:

NFC WILD CARD AT DALLAS (1/5): 3 tackles (2 solo); 3 solo special teams tackles.

2017 (SEATTLE):

- Played in all 16 games with 5 starts.
- 35 tackles (25 solo), 1.5 sacks, 2 interceptions and 9 passes defended; 2 interception returns for TDs.
- 8 special teams tackles (7 solo).

VS. INDIANAPOLIS (10/1): 1 solo tackle, 1 interception and 1 pass defended; 1 interception return for a TD.

- Intercepted a QB Jacoby Brissett pass intended for WR Kamar Aiken on 3rd-and-4 in the 2nd quarter and returned it 28 yards for a TD.

AT N.Y. GIANTS (10/22): 4 solo tackles and 1 pass defended; 1 solo special teams tackle.

AT DALLAS (12/24): 3 tackles (2 solo), 1 interception and 1 pass defended; 1 interception return for a TD.

- Intercepted a QB Dak Prescott pass intended for RB Ezekiel Elliott and returned it 30 yards for a TD in the 3rd quarter.

2016 (NEW ENGLAND):

- Played in 10 games with 1 start.
- Inactive for 6 games.
- 8 solo tackles and 3 passes defended.

AT ARIZONA (9/11): 2 passes defended.

VS. MIAMI (9/18): 2 solo tackles.

AT PITTSBURGH (10/23): 2 solo tackles and 1 pass defended.

POSTSEASON:

AFC DIVISIONAL VS. HOUSTON (1/14): Inactive.

AFC CHAMPIONSHIP VS. PITTSBURGH (1/22): Inactive.

SUPER BOWL LI VS. ATLANTA (2/5): Inactive.

2015 (MINNESOTA/SEATTLE/NEW ENGLAND):

- Played in 10 games with 2 starts.
- Inactive for 6 games.
- 21 tackles (17 solo), 5 passes defended and 1 fumble recovery.
- Signed by New England on Sept. 9, 2015.
- Spent 2 days on Seattle's practice squad.

- Spent offseason and training camp with Minnesota.

VS. JACKSONVILLE (9/27): 3 tackles (2 solo).

- Made his NFL debut.

VS. N.Y. JETS (10/25): 3 tackles (2 solo) and 1 pass defended.

VS. MIAMI (10/29): 5 solo tackles and 1 pass defended.

POSTSEASON:

AFC DIVISIONAL VS. KANSAS CITY (1/16): 3 solo tackles and 1 pass defended.

AFC CHAMPIONSHIP AT DENVER (1/24): 4 solo tackles and 1 pass defended.

BEFORE THE NFL**COLLEGE (TENNESSEE):**

- 4-year letterman (2011-14) and 3-year starter.

CAREER: Played in all 49 games with 38 starts; 157 tackles (112 solo), 5 interceptions and 22 passes defended; 1 interception return for a TD.

- Started 34 consecutive games to finish his career.

SENIOR (2014): Started all 13 games; 42 tackles (31 solo), 4 interceptions and 9 passes defended.

JUNIOR (2013): Started all 12 games; 46 tackles (36 solo), 1 interception and 8 passes defended; 1 interception return for a TD.

SOPHOMORE (2012): Played in all 12 games with 9 starts; 59 tackles (35 solo) and 3 passes defended.

TRUE FRESHMAN (2011): Played in all 12 games with 4 starts; 10 solo tackles and 2 passes defended.

HIGH SCHOOL (BRUNSWICK HS - BRUNSWICK, GA.)

- Also lettered in track and field.

SENIOR (2010):

- 1st-team all-state.

JUNIOR (2009): 83 tackles, 6 interceptions and 12 passes defended; 1 kickoff return for a TD.

SOPHOMORE (2008): 71 tackles, 3 sacks, 2 interceptions and 6 passes defended.

OFF THE FIELD**PERSONAL:**

- **MAJOR:** Communications studies.

JUSTIN COLEMAN'S NFL REGULAR SEASON STATS

YEAR	TEAM	GP	GS	TACKLES					INTERCEPTIONS					FUMBLES	
				TOT	SOLO	ASST	SK	YDS	INT	YDS	LG	TD	PD	FF	FR
2015	NEW ENGLAND	10	2	21	17	4	0.0	0.0	0	0	0	0	5	0	1
2016	NEW ENGLAND	10	1	8	8	0	0.0	0.0	0	0	0	0	3	0	0
2017	SEATTLE	16	5	35	25	10	1.5	9.0	2	58	30t	2	9	0	0
2018	SEATTLE	16	5	43	33	10	0.5	5.5	1	0	0	0	10	1	2
2019	DETROIT	16	11	53	46	7	0.0	0.0	1	55	55	0	13	3	1
2020	DETROIT	11	5	29	22	7	0.0	0.0	0	0	0	0	1	0	0
2021	MIAMI	12	3	23	18	5	0.0	0.0	2	0	0	0	3	0	0
NFL TOTALS		91	32	212	169	43	2.0	14.5	6	113	55	2	44	4	4

JUSTIN COLEMAN'S NFL PLAYOFF STATS

YEAR	TEAM	GP	GS	TACKLES					INTERCEPTIONS					FUMBLES	
				TOT	SOLO	ASST	SK	YDS	INT	YDS	LG	TD	PD	FF	FR
2015	NEW ENGLAND	2	0	7	7	0	0.0	0.0	0	0	0	0	2	0	0
2018	SEATTLE	1	0	3	2	1	0.0	0.0	0	0	0	0	0	0	0
PLAYOFF TOTALS		3	0	10	9	1	0.0	0.0	0	0	0	0	2	0	0

ADDITIONAL STATS


Defensive Touchdowns: (Seattle) 28-yard interception return vs. Indianapolis (10/1/17), 30-yard interception return at Dallas (12/24/17), 29-yard fumble return vs. Minnesota (12/10/18).

Special Teams Touchdowns: (Miami) 2-yard blocked punt return vs. Carolina (11/28/21).

Special Teams Tackles: (Seattle) 8 in 2017, 12 in 2018 (P-3), (Detroit) 1 in 2019 and 1 in 2020 for total of 22 (P-3).

SINGLE-GAME CAREER HIGHS

Tackles:	10	vs. Washington, 11/15/20
Sacks:	1.0	vs. Philadelphia, 12/3/17
Interceptions:	1	6 times, last: vs. Baltimore, 11/11/21
Passes Defensed:	3	3 times, last: vs. Chicago, 11/28/19
Forced Fumbles:	1	4 times, last: vs. Green Bay, 12/29/19
Fumble Recovery:	1	4 times, last: vs. Kansas City, 9/29/19



JESSE DAVIS

GUARD/TACKLE // 6-6 // 318 // IDAHO '15

ACQUIRED: FA, '16

HOMETOWN: ASOTIN, WASH. // BORN: 9/15/91

NFL: FIFTH SEASON // DOLPHINS: FIFTH SEASON

NFL CAREER

TRANSACTIONS:

- Signed by Miami on Jan. 10, 2017.
- Signed to Miami's practice squad on Nov. 22, 2016.
- Released from the N.Y. Jets practice squad on Nov. 15, 2016.
- Signed to the N.Y. Jets practice squad on Nov. 1, 2016.
- Waived by the N.Y. Jets on Aug. 28, 2016.
- Signed by the N.Y. Jets on Jan. 11, 2016.
- Waived by Seattle on Aug. 31, 2015.
- Signed by Seattle as an undrafted college free agent on May 2, 2015.

CAREER HIGHLIGHTS:

- Played in 75 career games with 68 starts.
- 2 miscellaneous tackles.
- 2 miscellaneous fumble recoveries.
- Is only the third player in team history to start games at four different offensive line positions (RT, RG, LG and LT). Jeff Dellenbach started at all five positions while Nate Garner started at LG, C, RG and RT.
- Was the team's only player to participate in all 920 offensive snaps in 2018.
- Became 1 of 5 players in Dolphins history to start at 3 positions on the offensive line in a season (2017) and the only 1st-year player to do so.

2021 (MIAMI):

- Started 12 games – 10 at right tackle and 2 at left guard.
- 1 miscellaneous fumble recovery.
- Serves as a team captain.

AT NEW ENGLAND (9/12): Started at right tackle.

AT JACKSONVILLE IN LONDON (10/17): Started at right tackle.

- Protected QB Tua Tagovailoa as the team did not allow a sack.

AT N.Y. JETS (11/21): Started at right tackle.

- Protected QB Tua Tagovailoa as the team did not allow a sack.

2020 (MIAMI):

- Played in all 16 games with 15 starts – 5 at right tackle, 4 at left tackle and 6 at right guard.
- 2 miscellaneous fumble recoveries.

- 1 miscellaneous tackle.

- Served as a team captain.

AT SAN FRANCISCO (10/11): Started at left tackle.

- Protected QB Ryan Fitzpatrick who posted the 3rd-best QB rating (154.5) in team history (min. 20 att.).

VS. L.A. CHARGERS (11/15): Started at right guard.

- Protected QB Tua Tagovailoa as the team did not allow a sack.

- It was the 1st time the Dolphins did not allow a sack in a game since Oct. 14, 2018 vs. Chicago.

VS. NEW ENGLAND (12/20): Started at right guard.

- Helped the team rush for 250 yards, which was Miami's most since Dec. 24, 2016 at Buffalo and the most allowed by New England since Nov. 24, 2013.

2019 (MIAMI):

- Started 15 games – 3 at left tackle and 12 at right tackle.

- Inactive for 1 game.

AT N.Y. GIANTS (12/15): Started at right tackle.

VS. CINCINNATI (12/22): Started at right tackle.

AT NEW ENGLAND (12/29): Started at right tackle.

2018 (MIAMI):

- Started all 16 games.

- Was the team's only player to participate in all 920 offensive snaps.

VS. OAKLAND (9/23): Started at right guard.

- Protected QB Ryan Tannehill, who completed 17-of-23 passes (73.9 pct.) for 289 yards and 3 TDs.

- Played 1 defensive snap.

VS. CHICAGO (10/14): Started at right guard.

- Protected QB Brock Osweiler, who completed 28-of-44 passes (63.6 pct.) for 380 yards and 3 TDs.

- Blocked for a running game that had 31 carries for 161 yards (5.2 avg.).

VS. NEW ENGLAND (12/9): Started at right guard.

- Protected QB Ryan Tannehill, who completed 14-of-19 passes (73.7 pct.) for 265 yards and 3 TDs.

- Blocked for a running game that had 21 carries for 189 yards (9.0 avg.) and 2 TDs.

2017 (MIAMI):

- Played in all 16 games with 10 starts.

- Started 6 games at right guard, 2 at left guard and 2 at right tackle.

- Became 1 of 5 players in Dolphins history to start at 3 positions on the offensive line in a season and the only 1st-year player to do so.

AT L.A. CHARGERS (9/17): Played 22 snaps at left guard.

- Made NFL debut.

AT BALTIMORE (10/26): Started at left guard.

- Made first NFL start.

VS. DENVER (12/3): Started at right guard.

- Blocked for RB Kenyan Drake, who rushed 23 times for 120 yards (5.2 avg.) and 1 TD.
- It was the 1st 100-yard rushing game of Drake's career.

2016 (MIAMI/N.Y. JETS):

- Spent the season on Miami and the N.Y. Jets practice squads.
- Went to training camp with the N.Y. Jets.

2015 (SEATTLE):

- Went to training camp with Seattle.

BEFORE THE NFL

COLLEGE (IDAHO):

- 4-year letterman (2011-14) and 3-year starter.

CAREER: Played in 39 games with 27 starts.

- Spent first two seasons playing defense and totaled 22 tackles (10 solo), 2 passes defended and 1 fumble recovery.
- Moved from defensive tackle to offensive tackle after his sophomore season (2012).

SENIOR (2014): Played in all 11 games with 9 starts at quick tackle.

JUNIOR (2013): Started 5 games at strong tackle.

- Moved from defensive tackle to offensive tackle during the spring.

SOPHOMORE (2012): Started all 12 games at

defensive tackle; 13 tackles (7 solo), 1 pass defended and 1 fumble recovery.

- Led the team with 5 quarterback hurries.

REDSHIRT FRESHMAN (2011): Played in all 11 games with 1 start; 9 tackles (3 solo) and 1 pass defended.

- Redshirted in 2010.

HIGH SCHOOL (ASOTIN HS - ASOTIN, WASH.)

- Played tight end and defensive line.
- Also participated in basketball and baseball.

SENIOR (2009): 10 receptions for 169 yards (16.9 avg.) and 4 TDs; 35 tackles (14 solo), 2 sacks, 1 pass defended, 1 fumble recovery and 1 blocked punt.

- 1st-team all-state at tight end.
- 1st-team all-district at tight end.

JUNIOR (2008):

- 1st-team all-district.

OFF THE FIELD

COMMUNITY:

- Rode the 14-mile Dolphins Ride in the 2020 DCC.
- Annually participated in the AARP Foundation Million Meal Pack to pack more than 1 million meals in a single day for older adults in the South Florida community.
- In 2019, packed meals with the Parkland community following the shooting at Stoneman Douglas High School.
- Participated in the 2019 DCC 5K.
- Participated in the 2018 Dolphins Cancer Challenge Golf Tournament.
- Fished in the 2017 Fins Weekend Fishing Tournament.

PERSONAL:

- **MAJOR:** General studies.

JESSE DAVIS' NFL REGULAR SEASON STATS

GAMES/STARTS: 2017: 16/10, 2018: 16/16, 2019: 15/15, 2020: 16/15, 2021: 12/12

NFL TOTALS: 75/68

ADDITIONAL STATS

Miscellaneous Tackles: 1 in 2019, 1 in 2020 for total of 2.

Miscellaneous Fumble Recoveries: 1 in 2018, 2 in 2020, 1 in 2021 for total of 4.



NFL CAREER

TRANSACTIONS:

- 2nd-round pick (56th overall) by Miami in the 2020 NFL Draft.

CAREER HONORS:

- 2020 PFWA All-Rookie Team.

CAREER HIGHLIGHTS:

- Played in 25 career games with 21 starts.
- 57 tackles (28 solo).
- His 40 tackles in 2020 were 2nd among rookie defensive linemen:

MOST TACKLES AMONG 2020 ROOKIE DEFENSIVE LINEMEN					
PLAYER	TM	TOT	SOLO	ASST	
1. Chase Young	Was.	44	32	12	
2. RAEKWON DAVIS	MIA.	40	19	21	
3. John Penisini	Det.	35	19	16	
4. Derrick Brown	Car.	34	21	13	
5. Javon Kinlaw	SF	33	15	18	

2021 (MIAMI):

- Started 9 games.
- 17 tackles (9 solo).
- Missed 3 games after being placed on injured reserve on Sept. 14.

AT TAMPA BAY (10/10): 4 tackles (3 solo).

AT JACKSONVILLE (10/17): 3 solo tackles.

VS. CAROLINA (11/28): 3 tackles (2 solo).

2020 (MIAMI):

- Played in all 16 games with 12 starts.
- 40 tackles (19 solo).

AT NEW ENGLAND (9/13): 1 solo tackle.

- Started in his NFL debut.

VS. L.A. CHARGERS (11/15): 7 tackles (5 solo).

VS. KANSAS CITY (12/13): 5 tackles (3 solo).

HONORS:

- PFWA All-Rookie Team.

BEFORE THE NFL

COLLEGE (ALABAMA):

- 4-year letterman (2016-19) and 3-year starter.

CAREER: Played in 48 games with 32 starts; 175 tackles (67 solo), 11.5 sacks, 1 interception, 1 pass defended, 1 forced fumble and 1 fumble recovery.

SENIOR (2019): Started 12 games; 47 tackles (18 solo) and 0.5 sacks.

- 2nd-team All-America.
- 2nd-team All-SEC.

JUNIOR (2018): Played in all 15 games with 14 starts; 55 tackles (24 solo) and 1.5 sacks.

- 2nd-team All-SEC.

SOPHOMORE (2017): Played in 14 games with 6 starts; 69 tackles (24 solo), 8.5 sacks, 1 interception, 1 pass defended and 1 fumble recovery.

- 1st-team All-SEC.
- Helped his team win the College Football Playoff National Championship.

TRUE FRESHMAN (2016): Played in 7 games; 4 tackles (1 solo), 1 sack and 1 forced fumble.

HIGH SCHOOL (MERIDIAN HS – MERIDIAN, MISS.)

SENIOR (2015): 55 tackles and 8.5 sacks.

- All-America.

OFF THE FIELD

PERSONAL:

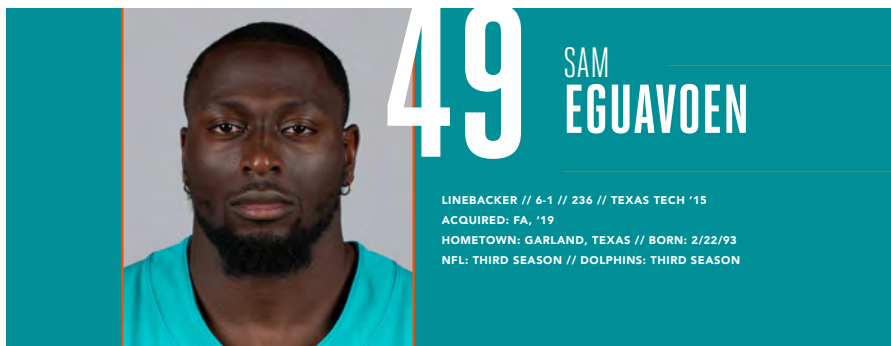
- **PRONUNCIATION:** First name is pronounced RAY-kwon
- **MAJOR:** Exercise science.

RAEKWON DAVIS' NFL REGULAR SEASON STATS

YEAR	TEAM	GP	GS	TACKLES				SK	YDS	INTERCEPTIONS					FUMBLES	
				TOT	SOLO	ASST				INT	YDS	LG	TD	PD	FF	FR
2020	MIAMI	16	12	40	19	21	0.0	0.0	0	0	0	0	0	0	0	0
2021	MIAMI	9	9	17	9	8	0.0	0.0	0	0	0	0	0	0	0	0
NFL TOTALS		25	21	57	28	29	0.0	0.0	0	0	0	0	0	0	0	0

SINGLE-GAME CAREER HIGHS

Tackles: 7 vs. L.A. Chargers, 11/15/20



NFL CAREER

TRANSACTIONS:

- Signed by Miami on Jan. 7, 2019.
- Signed by the Saskatchewan Roughriders of the Canadian Football League on Feb. 24, 2016.

CAREER HIGHLIGHTS:

- Played in 44 career games with 7 starts.
- 57 tackles (29 solo), 4 sacks, 2 passes defended and 1 fumble recovery.
- 9 special teams tackles (6 solo).
- His 3.5 sacks in 2019 were 2nd on the team.

2021 (MIAMI):

- Played in 12 games.
- 12 tackles (5 solo) and 0.5 sacks.
- 3 solo special teams tackles.

AT NEW ENGLAND (9/12): 6 tackles (2 solo).

VS. INDIANAPOLIS (10/3): 2 tackles (1 solo) and 0.5 sacks.

- Split a sack with LB Jaelan Phillips of QB Carson Wentz for a loss of 9 yards on 3rd-and-7 in the 2nd quarter.

AT BUFFALO (10/31): 1 solo tackle; 1 solo special teams tackle.

2020 (MIAMI):

- Played in all 16 games with 1 start.
- 5 tackles (3 solo) and 1 pass defended.
- 4 special teams tackles (2 solo).

AT SAN FRANCISCO (10/11): 2 solo tackles.

VS. N.Y. JETS (10/18): 2 tackles (1 solo) and 1 pass defended.

VS. KANSAS CITY (12/13): Started but did not record any stats.

2019 (MIAMI):

- Played in all 16 games with 6 starts.
- 40 tackles (21 solo), 3.5 sacks and 1 pass defended and 1 fumble recovery.
- 2 special teams tackles (1 solo).
- His 3.5 sacks were 2nd on the team.

AT PITTSBURGH (10/28): 3 solo tackles and 1 sack; 1 solo special teams tackle.

- Sacked QB Mason Rudolph in the 3rd quarter.
- It was his 1st career sack.

VS. PHILADELPHIA (12/1): 4 solo tackles and 1 sack.

- Sacked QB Carson Wentz in the 3rd quarter.

AT N.Y. GIANTS (12/15): 2 tackles (1 solo), 1 sack and 1 pass defended.

- Sacked QB Eli Manning in the 1st quarter.

2018 (SASKATCHEWAN ROUGHRIDERS-CFL):

- Started 18 games.
- 81 tackles, 1 interception, 2 forced fumbles and 1 fumble recovery; 1 interception return for TD and 1 fumble recovery TD.
- 10 special teams tackles.

POSTSEASON:

- Started 1 game.
- 9 tackles.
- 1 special teams tackle.

2017 (SASKATCHEWAN ROUGHRIDERS-CFL):

- Played in 14 games with 11 starts.
- 57 tackles.
- 2 special teams tackles.

POSTSEASON:

- Started 2 games.
- 5 tackles and 1 interception.
- 1 special teams tackle.

2016 (SASKATCHEWAN ROUGHRIDERS-CFL):

- Started 6 games.
- 21 tackles.
- 2 special teams tackles.

BEFORE THE NFL

COLLEGE (TEXAS TECH):

- 4-year letterman (2011-14) and 3-year starter.

CAREER: Played in 48 games with 37 starts; 225 tackles (156 solo), 3.5 sacks, 1 interception, 5 passes defended, 2 forced fumbles and 1 fumble recovery.

SENIOR (2014): Started 10 games; 73 tackles (48 solo), 2 sacks, 1 interception, 3 passes defended, 1 forced fumble and 1 fumble recovery.

- Honorable mention All-Big 12.

JUNIOR (2013): Started all 13 games; 70 tackles (46 solo), 1.5 sacks, 2 passes defended and 1 forced fumble.

- His 70 tackles were third on the team.

SOPHOMORE (2012): Played in all 13 games with 9 starts; 52 tackles (37 solo).

TRUE FRESHMAN (2011): Played in 12 games with 5 starts; 30 tackles (25 solo).

- Big 12 All-Freshman team.

HIGH SCHOOL (LAKEVIEW CENTENNIAL HS – GARLAND, TEXAS)

SENIOR (2010):

- 118 tackles (64 solo), 4 sacks, 1 interception, 2 passes defended, 2 forced fumbles and 2 fumble recoveries.
- 2nd-team all-district

OFF THE FIELD

COMMUNITY:

- In 2019, collaborated with fellow Dolphins

rookies and Neighbors4Neighbors to sponsor four South Florida families with holiday gifts and game tickets.

- Volunteered with Big Brothers Big Sisters of Miami for the Dolphins Kids Cook-Off at Publix and Top Golf event through Football Unites.
- Packed food for local families in need with Feeding South Florida through Football Unites.

PERSONAL:

- **PRONUNCIATION:** Last name is pronounced eh-gwahv-ON.
- **MAJOR:** Sociology.

SAM EGUAVOEN'S NFL REGULAR SEASON STATS														
YEAR	TEAM	GP	GS	TACKLES					INTERCEPTIONS					FUMBLES
				TOT	SOLO	ASST	SK	YDS	INT	YDS	LG	TD	PD	FF FR
2019	MIAMI	16	6	40	21	19	3.5	22.5	0	0	0	0	1	0 1
2020	MIAMI	16	1	5	3	2	0.0	0.0	0	0	0	0	1	0 0
2021	MIAMI	12	0	12	5	7	0.5	4.5	0	0	0	0	0	0 0
NFL TOTALS		44	7	57	29	28	4.0	27.0	0	0	0	0	2	0 1

ADDITIONAL STATS

Special Teams Tackles: 2 in 2019, 4 in 2020, 3 in 2021 for total of 9.


SINGLE-GAME CAREER HIGHS

Tackles: 8 at Dallas, 9/22/19

Sacks: 1 4 times, last: vs. N.Y. Jets, 10/18/20

Passes Defensed: 1 twice, last: vs. N.Y. Jets, 10/18/20

Fumble Recoveries: 1 at New England, 12/29/19



74

LIAM

EICHENBERG

TACKLE // 6-6 // 310 // NOTRE DAME '21

ACQUIRED: D2B, '21

HOMETOWN: CLEVELAND, OHIO // BORN: 1/19/98

NFL: ROOKIE SEASON // DOLPHINS: ROOKIE SEASON

NFL CAREER

TRANSACTIONS:

- 2nd-round pick (42nd overall) by Miami in the 2021 NFL Draft.

CAREER HIGHLIGHTS:

- Played in 12 career games with 11 starts – 9 at left tackle and 2 at right tackle.

2021 (MIAMI):

- Played in 12 games with 11 starts – 9 at left tackle and 2 at right tackle.
- 2 miscellaneous fumble recoveries.

AT NEW ENGLAND (9/12):

- Started at left tackle.

- Made his NFL debut.

AT JACKSONVILLE IN LONDON (10/17):

- Started at left tackle.
- Protected QB Tua Tagovailoa as the team did not allow a sack.

AT N.Y. JETS (11/21):

- Started at left tackle.
- Protected QB Tua Tagovailoa as the team did not allow a sack.

BEFORE THE NFL

COLLEGE (NOTRE DAME):

- 4-year letterman (2017-20) and 3-year starter.

CAREER:

- Played in 43 games with 38 starts.
- Started 38 consecutive games at left tackle to finish his career.

SENIOR (2020):

- Started all 12 games at left tackle.
- 1st-team All-American.
- 1st-team All-ACC.
- Won the Jacobs Blocking Trophy (ACC's most outstanding blocker).
- Did not allow a sack all season.

JUNIOR (2019):

- Started all 13 games at left tackle.
- Did not allow a sack all season.

SOPHOMORE (2018):

- Started all 13 games at left tackle.

REDSHIRT FRESHMAN (2017):

- Played in 5 games.
- Redshirted in 2016.

HIGH SCHOOL (SAINT IGNATIUS HS – CLEVELAND, OHIO)

SENIOR (2015):

- 1st-team All-American.
- 1st-team all-state.
- 1st-team all-division.
- 1st-team all-district.

OFF THE FIELD

PERSONAL:

- **PRONUNCIATION:** Last name is pronounced ike-EN-burg.
- **MAJOR:** American studies.

LIAM EICHENBERG'S NFL REGULAR SEASON STATS

GAMES/STARTS: 2021: 12/11

NFL TOTALS: 12/11



NFL CAREER

TRANSACTIONS:

- Signed by Miami as an unrestricted free agent from Cincinnati on March 21, 2020.
- 7th-round pick (245th overall) by Cincinnati in the 2016 NFL Draft.

CAREER HIGHLIGHTS:

- Played in 89 career games with 6 starts.
- 82 tackles (57 solo), 1 interception, 2 passes defended, 2 forced fumbles and 2 fumble recoveries; 1 fumble return for a TD.
- 49 special teams tackles (29 solo).
- 4 carries for 29 yards (7.3 avg.).
- Played 64 consecutive games to begin his NFL career.

2021 (MIAMI):

- Played in 12 games.
- 1 solo tackle.
- 3 special teams tackles (2 solo).
- Serves as a team captain.

AT LAS VEGAS (9/26): Contributed on special teams.

VS. ATLANTA (10/24): 2 special teams tackles (1 solo).

VS. CAROLINA (11/28): 1 solo tackle.

2020 (MIAMI):

- Played in 13 games.
- Inactive for 3 games.
- 1 solo tackle.
- 9 special teams tackles (5 solo).
- 1 carry for 1 yard.
- Served as a team captain.

VS. SEATTLE (10/4): 1 solo special teams tackle.

- Made his Dolphins debut.

AT SAN FRANCISCO (10/11): 1 carry for 1 yard.

- Rushed for 1 yard on a fake punt to convert a 4th-and-1 to extend a drive that ended in a Miami TD.

AT LAS VEGAS (12/26): 1 solo special teams tackle; 1 forced fumble and 1 fumble recovery; 1 carry for 22 yards.

- Rushed for 22 yards on a fake punt to convert a 4th-and-1 to extend a drive that ended in a Miami FG.

2019 (CINCINNATI):

- Played in all 16 games.
- 13 tackles (12 solo).
- 2 special teams tackles (1 solo).

AT BUFFALO (9/22): 2 solo tackles.

AT BALTIMORE (10/13): 3 solo tackles.

VS. CLEVELAND (12/29): 1 solo tackle and 1 solo special teams tackle.

2018 (CINCINNATI):

- Played in all 16 games with 1 start.
- 22 tackles (18 solo), 1 forced fumble and 1 fumble recovery; 1 fumble return for a TD.
- 13 special teams tackles (5 solo).
- 2 carries for 6 yards (3.0 avg.).

AT INDIANAPOLIS (9/9): 10 tackles (9 solo), 1 forced fumble and 1 fumble recovery; 1 fumble return for a game-clinching TD.

- Forced a fumble by TE Jack Doyle in the 4th quarter and returned it 83 yards for a TD.

VS. PITTSBURGH (10/14): 4 tackles (2 solo).

VS. NEW ORLEANS (11/11): 3 solo tackles.

2017 (CINCINNATI):

- Played in all 16 games with 5 starts.
- 42 tackles (22 solo), 1 interception and 2 passes defended.
- 15 special teams tackles (12 solo).

AT CLEVELAND (10/1): 1 interception, 1 pass defended and 2 assisted special teams tackles.

- Intercepted QB DeShone Kizer in the 2nd quarter and returned it for 5 yards.
- It was his 1st career interception.

AT TENNESSEE (11/12): 6 tackles (4 solo) and 1 pass defended.

VS. CHICAGO (12/10): 10 tackles (5 solo) and 1 solo special teams tackle.

2016 (CINCINNATI):

- Played in all 16 games.
- 3 solo tackles.
- 7 special teams tackles (4 solo).

AT N.Y. JETS (9/11): Played but did not record any stats.

- Made his NFL debut.

AT NEW ENGLAND (10/16): 2 special teams tackles (1 solo).

AT BALTIMORE (11/27): 3 solo tackles.

BEFORE THE NFL

COLLEGE (ILLINOIS):

- 2-year letterman and 1-year starter (2014-15).
- Transferred from St. Xavier following his sophomore season (2013).

CAREER (AT ILLINOIS): Played in all 25 games with 13 starts; 191 tackles (102 solo), 2 interceptions, 11 passes defended, 1 forced fumble and 1 fumble recovery; 1 blocked punt return for a TD.

SENIOR (2015 AT ILLINOIS): Started all 12 games; 140 tackles (74 solo), 2 interceptions, 9 passes defended and 1 forced fumble; 1 blocked punt return for a TD.

- His 140 tackles were the most in school history since 2006.
- His 11.7 tackles per game led the Big Ten and ranked 5th in the nation.
- 2nd-team All-Big Ten.
- Team captain.

REDSHIRT JUNIOR (2014 AT ILLINOIS): Played in all 13 games with 1 start; 51 tackles (28 solo), 2 passes defended and 1 fumble recovery.

JUNIOR (2013 AT ILLINOIS): Redshirted after transferring to Illinois.

SOPHOMORE (2012 AT ST. XAVIER): Started all

13 games; 87 tackles, 1 sack, 3 interceptions, 11 passes defended and 2 fumble recoveries.

- 2nd-team All-Mid-State Football Association.

TRUE FRESHMAN (2011 AT ST. XAVIER): Played in 11 games with 7 starts; 68 tackles (45 solo), 1 sack, 5 interceptions, 14 passes defended, 3 forced fumbles and 4 fumble recoveries; 1 interception return for a TD; 1 punt return for 16 yards (16.0 avg.); 1 kick return for 20 yards (20.0 avg.) and 1 blocked kick.

HIGH SCHOOL (LEMONT HS – LEMONT, ILL.)

- Also lettered in wrestling and lacrosse.

SENIOR (2010):

- All-state.
- All-conference.
- South Suburban Blue Player of the Year.

JUNIOR (2009):

- All-conference.

OFF THE FIELD

PERSONAL:

- **PRONUNCIATION:** Last name is pronounced FEDGE-uh-lemm.
- **MAJOR:** Communication.

CLAYTON FEJEDELEM'S NFL REGULAR SEASON STATS

YEAR	TEAM	GP	GS	TACKLES				SK	YDS	INTERCEPTIONS				PD	FUMBLES	
				TOT	SOLO	ASST				INT	YDS	LG	TD		FF	FR
2016	CINCINNATI	16	0	3	3	0	0.0	0.0		0	0	0	0	0	0	0
2017	CINCINNATI	16	5	42	22	20	0.0	0.0		1	5	5	0	2	0	0
2018	CINCINNATI	16	1	22	18	4	0.0	0.0		0	0	0	0	0	1	1
2019	CINCINNATI	16	0	13	12	1	0.0	0.0		0	0	0	0	0	0	0
2020	MIAMI	13	0	1	1	0	0.0	0.0		0	0	0	0	0	1	1
2021	MIAMI	12	0	1	1	0	0.0	0.0		0	0	0	0	0	0	0
NFL TOTALS		89	6	82	57	25	0.0	0.0		1	5	5	0	2	2	3

ADDITIONAL STATS

Special Teams Tackles: (Cincinnati) 7 in 2016, 15 in 2017, 13 in 2018, 2 in 2019, (Miami) 9 in 2020, 3 in 2021 for total of 49.

Defensive Touchdowns: 1 fumble return in 2018.

Blocked Kicks: 1 punt in 2018.

Rushing: (Cincinnati) 2 carries for 6 yards (3.0 avg.) in 2018, (Miami) 2 carries for 23 yards (11.5 avg.) in 2020 for total of 4 carries for 29 yards (7.3 avg.).

SINGLE-GAME CAREER HIGHS

Tackles:	10	Twice, last: at Indianapolis, 9/9/18
Interceptions:	1	at Cleveland, 10/1/17
Passes Defended:	1	Twice, last: at Tennessee, 11/12/17
Forced Fumbles:	1	Twice, last: at Las Vegas, 12/26/20
Fumble Recoveries:	1	Twice, last: at Las Vegas, 12/26/20



NFL CAREER

TRANSACTIONS:

- 6th-round pick (185th overall) by Miami in the 2020 NFL Draft.

CAREER HIGHLIGHTS:

- Played in 28 career games.
- 3 special teams tackles (2 solo).
- 1 special teams fumble recovery.

2021 (MIAMI):

- Played in 12 games.
- 1 solo special teams tackle.
- 1 special teams fumble recovery.

AT NEW ENGLAND (9/12): Played but did not record any stats.

VS. BUFFALO (9/19): 1 solo special teams tackle.

VS. INDIANAPOLIS (10/3): 1 special teams fumble recovery.

- Recovered a RB Nyheim Hines muffed punt in the 1st quarter.

2020 (MIAMI):

- Played in all 16 games.
- 2 special teams tackles (1 solo).
- Helped K Jason Sanders set a franchise record by converting 92.3 pct. of his FGs in 2020.

AT NEW ENGLAND (9/13): Played but did not record any stats.

- Made his NFL debut.

VS. L.A. CHARGERS (11/15): Played but did not record any stats.

- K Jason Sanders set a team record for consecutive FGs with 22.

AT LAS VEGAS (12/26): 1 solo special teams tackle.

BEFORE THE NFL

COLLEGE (LSU):

- 4-year letterman (2016-19).

CAREER: Played in 53 consecutive games at long

snapper.

- Became the 1st long snapper in LSU football history to be named a permanent team captain.

SENIOR (2019): Played in all 15 games.

- Team captain.
- Helped his team win the College Football Playoff National Championship.

JUNIOR (2018): Played in all 13 games; 2 special teams tackles.

- 1st-team All-American.
- Team captain.

SOPHOMORE (2017): Played in all 13 games; 1 tackle and 1 forced fumble.

REDSHIRT FRESHMAN (2016): Played in all 12 games.

- Redshirted in 2015.

HIGH SCHOOL (BUFORD HS – BUFORD, GA.)

SENIOR (2014):

- Winner of the Chris Rubio Award (nation's top high school long snapper).

JUNIOR (2013):

- Winner of the Chris Rubio Award (nation's top high school long snapper).

OFF THE FIELD

COMMUNITY:

- Has Type 1 diabetes and volunteers with the Juvenile Diabetes Research Foundation to raise funds and awareness.
- Chose JDRF as his cause for the NFL's My Cause My Cleats program and participated in the JDRF West Palm Beach chapter's 2021 virtual gala.

PERSONAL:

- His brother, Reid Ferguson, is the long snapper for the Buffalo Bills and was the starting long snapper at LSU (2012-15).
- **GRADUATE DEGREE:** Master's in Business Administration.
- **MAJOR:** Marketing.

BLAKE FERGUSON'S NFL REGULAR SEASON STATS

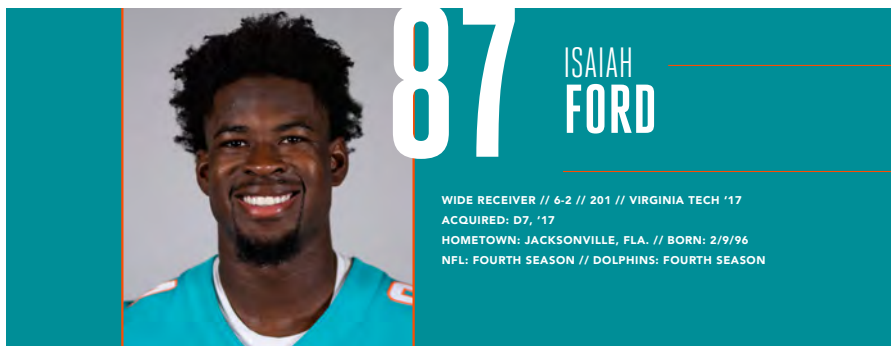
GAMES/STARTS: 2020: 16/0, 2021: 12/0

NFL TOTALS: 28/0

ADDITIONAL STATS

Special Teams Tackles: 2 in 2020, 1 in 2021 for total of 3.

Special Teams Fumble Recoveries: 1 in 2021.



WIDE RECEIVER // 6-2 // 201 // VIRGINIA TECH '17
 ACQUIRED: D7, '17
 HOMETOWN: JACKSONVILLE, FLA. // BORN: 2/9/96
 NFL: FOURTH SEASON // DOLPHINS: FOURTH SEASON

NFL CAREER

TRANSACTIONS:

- Signed to Miami's active roster on Oct. 23, 2021.
- Signed to Miami's practice squad on Sept. 6, 2021.
- Released by Miami on Aug. 24, 2021.
- Signed to Miami's active roster on Dec. 30, 2020.
- Signed to Miami's practice squad on Dec. 14, 2020.
- Waived by New England on Dec. 5, 2020.
- Traded from Miami to New England on Nov. 3, 2020.
- Signed to Miami's active roster on Nov. 27, 2019.
- Signed to Miami's practice squad on Nov. 1, 2019.
- Waived by Miami on Oct. 30, 2019.
- Signed to Miami's active roster on Sept. 25, 2019.
- Signed to Miami's practice squad on Sept. 1, 2019.
- Waived by Miami on Aug. 31, 2019.
- Signed to Miami's active roster on Nov. 28, 2018.
- Signed to Miami's practice squad on Sept. 3, 2018.
- Waived by Miami on Sept. 1, 2018.
- 7th-round pick (237th overall) by Miami in the 2017 NFL draft.

CAREER HIGHLIGHTS:

- Played in 27 games with 1 start.
- 58 receptions for 628 yards (10.8 avg.) and 1 TD.
- 1 carry for 11 yards.

2021 (MIAMI):

- Played in 8 games.
- 7 receptions for 108 yards (15.4 avg.) and 1 TD.

VS. ATLANTA (10/24): 2 receptions for 13 yards (6.5 avg.) and 1 TD.

- Caught a 10-yard TD pass from QB Tua Tagovailoa in the 1st quarter.

- It was his 1st career TD.

VS. BALTIMORE (11/11): 4 receptions for 84 yards (21.0 avg.).

VS. CAROLINA (11/28): 1 reception for 11 yards.

2020 (MIAMI/NEW ENGLAND):

- Played in 10 games with 1 start with Miami.
- Promoted to Miami's active roster on Dec. 30, 2020.

- Elevated to the active roster for 2 games with Miami.
- 28 receptions for 276 yards (9.9 avg.) with Miami.
- Signed to Miami's practice squad on Dec. 14, 2020.
- Waived by New England on Dec. 5.
- Inactive for 2 games with New England.
- Dressed but did not play in 1 game with New England.
- Traded from Miami to New England on Nov. 3, 2020.

VS. BUFFALO (9/20): 7 receptions for 76 yards (10.9 avg.).

AT JACKSONVILLE (9/24): 2 receptions for 14 yards (7.0 avg.).

AT SAN FRANCISCO (10/11): 2 receptions for 23 yards (11.5 avg.).

2019 (MIAMI):

- Played in 8 games.
- Inactive for 1 game.
- 23 receptions for 244 yards (10.6 avg.); 1 carry for 11 yards.
- Spent two stints on the practice squad.

AT N.Y. JETS (12/8): 6 receptions for 92 yards (15.3 avg.).

VS. CINCINNATI (12/22): 5 receptions for 68 yards (13.6 avg.).

- Caught 2 passes for 43 yards (21.5 avg.) on the game-winning drive in overtime.

AT NEW ENGLAND (12/29): 7 receptions for 54 yards (7.7 avg.); 1 carry for 11 yards.

2018 (MIAMI):

- Played in 1 game.
- Inactive for 4 games.
- Promoted from Miami's practice squad on Nov. 28.

VS. BUFFALO (12/2): Played 13 offensive snaps.

- Made NFL debut.

2017 (MIAMI):

- Missed the entire season after being placed on injured reserve on Aug. 19.

BEFORE THE NFL

COLLEGE (VIRGINIA TECH):

- 3-year starter (2014-16).

CAREER: Played in 40 games with 37 starts; 210 receptions for 2,967 yards (14.1 avg.) and 24 TDs.

- Left school as the only player in ACC history to hold sole possession of his school's career records for receptions, receiving yards and receiving TDs.

JUNIOR (2016): Started all 14 games; 79 receptions for 1,094 yards (13.9 avg.) and 7 TDs; 6 carries for 33 yards (5.5 avg.).

- His 79 receptions were a single-season school record.
- Consensus 2nd-team All-ACC.

SOPHOMORE (2015): Played in all 13 games with 12 starts; 75 receptions for 1,164 yards (15.5 avg.) and 11 TDs; 7 carries for 51 yards (7.3 avg.).

- His 1,164 receiving yards and 11 TD receptions were single-season school records.
- 1st-team All-ACC.

TRUE FRESHMAN (2014): Played in all 13 games with 11 starts; 56 receptions for 709 yards (12.7 avg.) and 6 TDs; 4 carries for 0 yards.

- His 56 receptions and 709 receiving yards led the team.
- Honorable mention All-ACC.

HIGH SCHOOL (TRINITY CHRISTIAN ACADEMY – JACKSONVILLE, FLA.)

- Also played basketball, averaging 37 points per game as a senior and earning 1st-team All-First Coast honors.

SENIOR (2013): 717 receiving yards and 12 receiving TDs; 401 rushing yards and 4 rushing TDs; 1 TD pass.

- All-state.

OFF THE FIELD

COMMUNITY:

- In 2020, launched the Be the Change scholarship fund for Black student athletes from Westside HS in his hometown Jacksonville.
- In 2019, partnered with Special Olympics Florida to surprise athletes at Miami Southridge High School at their annual ceremony.

PERSONAL:

- **MAJOR:** Human development.

ISAIAH FORD'S NFL REGULAR SEASON STATS													
YEAR	TEAM	GP	GS	RECEIVING					RUSHING				
				REC	YDS	AVG	LG	TD	ATT	YDS	AVG	LG	TD
2017	MIAMI			INJURED RESERVE									
2018	MIAMI	1	0	0	0	0.0	0	0	0	0	0.0	0	0
2019	MIAMI	8	0	23	244	10.6	28	0	1	11	11.0	11	0
2020	MIAMI	10	1	28	276	9.9	18	0	0	0	0.0	0	0
2021	MIAMI	8	0	7	108	15.4	52	1	0	0	0.0	0	0
NFL TOTALS		27	1	58	628	10.8	52	1	1	11	11.0	11	0

ADDITIONAL STATS

Miscellaneous Tackles: 1 in 2019.

SINGLE-GAME CAREER HIGHS

Receptions: 7 Twice, last: vs. Buffalo, 9/20/20
Receiving Yards: 92 at N.Y. Jets, 12/8/19
Longest Rec.: 28 at N.Y. Jets, 12/8/19
Receiving TDs: 1 vs. Atlanta, 10/24/21

2018 GAME-BY-GAME STATS (MIAMI)

DATE	OPPONENT	P/S	REC	YDS	AVG	LG	TD
09/09	TENNESSEE		PRACTICE SQUAD				
09/16	at N.Y. Jets		PRACTICE SQUAD				
09/23	OAKLAND		PRACTICE SQUAD				
09/30	at New England		PRACTICE SQUAD				
10/07	at Cincinnati		PRACTICE SQUAD				
10/14	CHICAGO		PRACTICE SQUAD				
10/21	DETROIT		PRACTICE SQUAD				
10/25	at Houston		PRACTICE SQUAD				
11/04	N.Y. JETS		PRACTICE SQUAD				
11/11	at Green Bay		PRACTICE SQUAD				
11/25	at Indianapolis		PRACTICE SQUAD				
12/02	BUFFALO	1/0	0	0	0.0	0	0
12/09	NEW ENGLAND		INACTIVE				
12/16	at Minnesota		INACTIVE				
12/23	JACKSONVILLE		INACTIVE				
12/30	at Buffalo		INACTIVE				
2018 TOTALS		1/0	0	0	0.0	0	0

2019 GAME-BY-GAME STATS (MIAMI)

DATE	OPPONENT	P/S	REC	YDS	AVG	LG	TD
09/08	BALTIMORE		PRACTICE SQUAD				
09/15	NEW ENGLAND		PRACTICE SQUAD				
09/22	at Dallas		PRACTICE SQUAD				
09/29	L.A. CHARGERS	1/0	2	9	4.5	7	0
10/13	WASHINGTON	1/0	0	0	0.0	0	0
10/20	at Buffalo	1/0	0	0	0.0	0	0
10/28	at Pittsburgh		INACTIVE				
11/03	N.Y. JETS		PRACTICE SQUAD				
11/10	at Indianapolis		PRACTICE SQUAD				
11/17	BUFFALO		PRACTICE SQUAD				
11/24	at Cleveland		PRACTICE SQUAD				
12/01	PHILADELPHIA	1/0	0	0	0.0	0	0
12/08	at N.Y. Jets	1/0	6	92	15.3	25	0
12/15	at N.Y. Giants	1/0	3	21	7.0	8	0
12/22	CINCINNATI	1/0	5	68	13.6	28	0
12/29	at New England	1/0	7	54	7.7	15	0
2019 TOTALS		8/0	23	244	10.6	28	0

2020 GAME-BY-GAME STATS (MIAMI/NEW ENGLAND)

DATE	OPPONENT	P/S	REC	YDS	AVG	LG	TD
09/13	at New England	1/0	2	13	6.5	8	0
09/20	BUFFALO	1/0	7	76	10.9	14	0
09/24	at Jacksonville	1/0	2	14	7.0	11	0
10/04	SEATTLE	1/0	4	48	12.0	17	0
10/11	at San Francisco	1/0	2	23	11.5	15	0
10/18	N.Y. JETS	1/0	0	0	0.0	0	0
11/01	L.A. RAMS	1/0	1	10	10.0	10	0
MIAMI TOTALS		7/0	18	184	10.2	17	0
11/15	BALTIMORE		DID NOT PLAY				
11/22	CINCINNATI		INACTIVE				
11/29	ARIZONA		INACTIVE				
NEW ENGLAND TOTALS		0/0	0	0	0.0	0	0
12/20	NEW ENGLAND	1/0	3	18	6.0	8	0
12/26	at Las Vegas	1/0	4	37	9.3	13	0
01/03	at Buffalo	1/1	3	37	12.3	18	0
MIAMI TOTALS		3/1	10	92	9.2	18	0
2020 TOTALS		10/1	28	276	9.9	18	0

2021 GAME-BY-GAME STATS (MIAMI)

DATE	OPPONENT	P/S	REC	YDS	AVG	LG	TD
09/12	at New England		PRACTICE SQUAD				
09/19	BUFFALO		PRACTICE SQUAD				
09/26	at Las Vegas		PRACTICE SQUAD				
10/03	INDIANAPOLIS		PRACTICE SQUAD				
10/10	at Tampa Bay	1/0	1	3	3.0	3	0
10/17	at Jacksonville	1/0	0	0	0.0	-	0
10/24	ATLANTA	1/0	1	10	10.0	10t	1
10/31	at Buffalo	1/0	0	0	0.0	-	0
11/07	HOUSTON	1/0	0	0	0.0	-	0
11/11	BALTIMORE	1/0	4	84	21.0	52	0
11/21	at N.Y. Jets	1/0	0	0	0.0	-	0
11/28	CAROLINA	1/0	1	11	11.0	11	0
12/05	N.Y. GIANTS						
12/19	N.Y. JETS						
12/27	at New Orleans						
01/02	at Tennessee						
01/09	NEW ENGLAND						
2021 TOTALS		8/0	7	108	15.4	52	1



RUNNING BACK // 5-10 // 194 // WASHINGTON '19
ACQUIRED: D7B, '19
HOMETOWN: LYNNWOOD, WASH. // BORN: 2/15/97
NFL: THIRD SEASON // DOLPHINS: THIRD SEASON

NFL CAREER

TRANSACTIONS:

- 7th-round pick (234th overall) by Miami in the 2019 NFL Draft.

CAREER HIGHLIGHTS:

- Played in 29 career games with 16 starts.
- 317 carries for 1,199 yards (3.8 avg.) and 7 TDs.
- 91 receptions for 651 yards (7.2 avg.) and 6 TDs.
- In 2020, he finished 10th in the NFL in scrimmage yards per game (97.2, min. 10 games).

2021 (MIAMI):

- Played in 12 games with 9 starts.
- 139 carries for 482 yards (3.5 avg.) and 3 TDs.
- 43 receptions for 212 yards (4.9 avg.) and 4 TDs.
- 1 miscellaneous fumble recovery.

AT TAMPA BAY (10/10): 5 carries for 25 yards (5.0 avg.); 10 receptions for 74 yards (7.4 avg.) and 2 TDs.

- Caught a 24-yard TD pass from QB Jacoby Brissett in the 1st quarter.
- Caught a 1-yard TD pass from QB Jacoby Brissett in the 3rd quarter.
- His 10 receptions tied for the most by a Dolphins RB in a single game.
- Became the 1st player in team history whose primary position was RB to have multiple games with at least 2 TD receptions.

AT N.Y. JETS (11/21): 23 carries for 89 yards (3.9 avg.); 3 receptions for 7 yards (2.3 avg.) and 1 TD.

- Caught a 5-yard TD pass from QB Tua Tagovailoa in the 4th quarter.

VS. CAROLINA (11/28): 16 carries for 49 yards (3.1 avg.) and 2 TDs; 2 receptions for 3 yards (1.5 avg.).

- Scored on a 3-yard TD run in the 2nd quarter to extend Miami's lead to 21-7.
- Scored on a 3-yard TD run in the 3rd quarter to extend Miami's lead to 27-10.

2020 (MIAMI):

- Played in 10 games with 7 starts.
- 142 carries for 584 yards (4.1 avg.) and 3 TDs.
- 41 receptions for 388 yards (9.5 avg.) and 2 TDs.
- Spent 1 game on the Reserve/COVID-19 list.
- Activated off injured reserve on Dec. 5.
- Missed 4 games after being placed on injured reserve on Nov. 5.

- His 97.2 scrimmage yards per game were 10th in the NFL (min. 10 games).

AT SAN FRANCISCO (10/11): 16 carries for 57 yards (3.6 avg.) and 1 TD; 5 receptions for 34 yards (6.8 avg.).

- Scored on a 1-yard TD run in the 1st quarter to extend Miami's lead to 14-0.

VS. L.A. RAMS (11/1): 18 carries for 47 yards (2.6 avg.) and 1 TD; 3 receptions for 16 yards (5.3 avg.).

- Scored on a 1-yard TD run in the 2nd quarter to extend Miami's lead to 28-7.

AT LAS VEGAS (12/26): 14 carries for 87 yards (6.2 avg.); 5 receptions for 82 yards (16.4 avg.) and 2 TDs.

- Caught a 10-yard TD pass from QB Tua Tagovailoa in the 3rd quarter to even the score at 13-13.
- Hauled in a 59-yard TD pass from QB Ryan Fitzpatrick in the 4th quarter to give Miami a 23-22 lead.
- Became the 1st Dolphins RB to have 2 receiving TDs in a game since RB Reggie Bush had 2 on Dec. 23, 2012 vs. Buffalo.
- His 169 scrimmage yards were the most by a Dolphin since RB Kenyan Drake vs. New England (Dec. 11, 2017).

2019 (MIAMI):

- Played in 7 games.
- Inactive for 8 games.
- Missed the final game of the season after being placed on injured reserve on Dec. 24.
- 36 carries for 133 yards (3.7 avg.) and 1 TD.
- 7 receptions for 51 yards (7.3 avg.).

AT INDIANAPOLIS (11/10): Played but did not record any stats.

- Made his NFL debut.

AT N.Y. GIANTS (12/15): 9 carries for 43 (4.8 avg.); 2 receptions for 29 yards (14.5 avg.).

VS. CINCINNATI (12/22): 16 carries for 55 yards (3.4 avg.) and 1 TD; 1 reception for 3 yards.

- Scored his 1st career TD on a 2-yard run in the 4th quarter to extend Miami's lead to 35-12.

BEFORE THE NFL

COLLEGE (WASHINGTON):

- 4-year starter (2015-18).

CAREER: Played in 52 games with 40 starts; 945 carries for 5,323 yards (5.6 avg.) and 57 TDs; 65 receptions for 465 yards (7.2 avg.) and 5 TDs; 6 kickoff returns for 90 yards (15.0 avg.); 1-of-1 passing for 2 yards and 1 TD.

- Finished his career as Washington's all-time leader in rushing yards (5,323), rushing TDs (57) and total TDs (62).
- His 5,323 rushing yards and 57 rushing TDs are both 3rd in Pac-12 history.
- Became the 1st player in Pac-12 history to record 1,000 rushing yards in 4 seasons.
- Became the 2nd player in FBS history to record 1,200 rushing yards in 4 seasons.

SENIOR (2018): Started 12 games; 259 carries for 1,268 yards (4.9 avg.) and 12 TDs; 21 receptions for 77 yards (3.7 avg.) and 1 TD; 4 kickoff returns for 74 yards (18.5 avg.); 1-of-1 passing for 2 yards and 1 TD.

- 2nd-team All-Pac-12.
- His 1,268 rushing yards were 4th in the Pac-12.
- His 12 rushing TDs were tied for 2nd in the Pac-12.

JUNIOR (2017): Played in all 13 games with 11 starts; 222 carries for 1,380 yards (6.2 avg.) and 21 TDs; 19 receptions for 232 yards (12.2 avg.) and 3 TDs; 1 kickoff return for 5 yards.

- 2nd-team All-Pac-12.
- His 21 rushing TDs led the Pac-12.

SOPHOMORE (2016): Played in all 14 games with 11 starts; 237 carries for 1,373 yards (5.8 avg.) and 10 TDs; 19 receptions for 137 yards (7.2 avg.) and 1 TD.

- 1st-team All-Pac-12.
- His 1,373 rushing yards ranked 3rd in the Pac-12.

TRUE FRESHMAN (2015): Played in all 13 games with 6 starts; 227 carries for 1,302 yards (5.7 avg.) and 14 TDs; 6 receptions for 19 yards (3.2 avg.); 1 kickoff return for 11 yards.

- Freshman All-American.
- Honorable mention All-Pac-12.
- His 14 rushing TDs were 3rd in the Pac-12.
- His 1,302 rushing yards were 4th in the Pac-12.
- Became the 1st true freshman in school history to rush for 1,000 yards.

HIGH SCHOOL (O'DEA HS - SEATTLE, WASH.)

- Played running back, safety and outside linebacker.
- Also lettered in track.
- Won state title in 100-meters in 2015.

SENIOR (2014): 109 carries for 1,567 yards (14.4 avg.) and 25 TDs.

- 1st-team all-state at running back.
- 2nd-team all-state at all-purpose/returner.
- 1st-team all-region.
- 1st-team all-area.
- 1st-team all-metro at running back and safety.

JUNIOR (2013): Rushed for over 2,000 yards.

- 1st-team all-area.
- 1st-team all-league.

SOPHOMORE (2012):

- 1st-team all-metro at running back and outside linebacker.

OFF THE FIELD

COMMUNITY:

- Rode the 25-mile Fort Lauderdale Ride in the 2020 Dolphins Cancer Challenge.
- In 2019, collaborated with fellow Dolphins rookies and Neighbors4Neighbors to sponsor four South Florida families with holiday gifts and game tickets.

PERSONAL:

- **MAJOR:** American ethnic studies.

MYLES GASKIN'S NFL REGULAR SEASON STATS

YEAR	TEAM			RUSHING					RECEIVING				
		GP	GS	ATT	YDS	AVG	LG	TD	REC	YDS	AVG	LG	TD
2019	MIAMI	7	0	36	133	3.7	27	1	7	51	7.3	20	0
2020	MIAMI	10	7	142	584	4.1	26	3	41	388	9.5	59t	2
2021	MIAMI	12	9	139	482	3.5	20	3	43	212	4.9	24t	4
NFL TOTALS		29	16	317	1199	3.8	27	7	91	651	7.2	59t	6

ADDITIONAL STATS

Miscellaneous Fumble Recoveries: 1 in 2021.

SINGLE-GAME CAREER HIGHS

Rushes:	23	at N.Y. Jets, 11/21/21
Rushing Yards:	91	vs. N.Y. Jets, 10/18/20
Longest Rush:	27	at N.Y. Giants, 12/15/19
Rushing TDs:	2	vs. Carolina, 11/28/21
Receptions:	10	at Tampa Bay, 10/10/21
Receiving Yards:	82	at Las Vegas, 12/26/20
Longest Reception:	59t	at Las Vegas, 12/26/20
Receiving TDs:	2	Twice, last: at Tampa Bay, 10/10/21

2019 GAME-BY-GAME STATS (MIAMI)

DATE	OPPONENT	P/S	ATT	YDS	AVG	LG	TD
09/08	BALTIMORE						INACTIVE
09/15	NEW ENGLAND						INACTIVE
09/22	at Dallas						INACTIVE
09/29	L.A. CHARGERS						INACTIVE
10/13	WASHINGTON						INACTIVE
10/20	at Buffalo						INACTIVE
10/28	at Pittsburgh						INACTIVE
11/03	N.Y. JETS						INACTIVE
11/10	at Indianapolis	1/0	0	0	0.0	0	0
11/17	BUFFALO	1/0	1	0	0.0	0	0
11/24	at Cleveland	1/0	4	10	2.5	4	0
12/01	PHILADELPHIA	1/0	2	20	10.0	11	0
12/08	at N.Y. Jets	1/0	4	5	1.3	6	0
12/15	at N.Y. Giants	1/0	9	43	4.8	27	0
12/22	CINCINNATI	1/0	16	55	3.4	15	1
12/29	at New England						INJURED RESERVE
2019 TOTALS		7/0	36	133	3.7	27	1

2020 GAME-BY-GAME STATS (MIAMI)

DATE	OPPONENT	P/S	ATT	YDS	AVG	LG	TD
09/13	at New England	1/0	9	40	4.4	10	0
09/20	BUFFALO	1/0	7	46	6.6	14	0
09/24	at Jacksonville	1/1	22	66	3.0	15	0
10/04	SEATTLE	1/1	10	40	4.0	11	0
10/11	at San Francisco	1/1	16	57	3.6	21	1
10/18	N.Y. JETS	1/1	18	91	5.1	15	0
11/01	L.A. RAMS	1/1	18	47	2.6	6	1
11/08	at Arizona		INJURED RESERVE				
11/15	N.Y. JETS		INJURED RESERVE				
11/22	at Denver		INJURED RESERVE				
11/29	at N.Y. Jets		INJURED RESERVE				
12/06	CINCINNATI	1/1	21	90	4.3	26	0
12/13	KANSAS CITY		RESERVE/COVID-19				
12/20	NEW ENGLAND	1/0	14	87	6.2	24	0
12/26	at Las Vegas	1/0	14	87	6.2	24	0
01/03	at Buffalo	1/1	7	20	2.9	7	1
2020 TOTALS		10/7	142	584	4.1	26	3

2021 GAME-BY-GAME STATS (MIAMI)

DATE	OPPONENT	P/S	ATT	YDS	AVG	LG	TD
09/12	at New England	1/1	9	49	5.4	15	0
09/19	BUFFALO	1/1	5	25	5.0	18	0
09/26	at Las Vegas	1/0	13	65	5.0	15	0
10/03	INDIANAPOLIS	1/0	2	3	1.5	3	0
10/10	at Tampa Bay	1/1	5	25	5.0	13	0
10/17	at Jacksonville	1/1	5	9	1.8	4	0
10/24	ATLANTA	1/0	15	67	4.5	16	0
10/31	at Buffalo	1/1	12	36	3.0	7	0
11/07	HOUSTON	1/1	20	34	1.7	6t	1
11/11	BALTIMORE	1/1	14	31	2.2	11	0
11/21	at N.Y. Jets	1/1	23	89	3.9	20	0
11/28	CAROLINA	1/1	16	49	3.1	8	2
12/05	N.Y. GIANTS						
12/19	N.Y. JETS						
12/27	at New Orleans						
01/02	at Tennessee						
01/09	NEW ENGLAND						
2021 TOTALS		12/9	139	482	3.5	6t	3



TIGHT END // 6-6 // 247 // PENN STATE '18
 ACQUIRED: D2, '18
 HOMETOWN: MANAHAWKIN, N.J. // BORN: 10/3/95
 NFL: FOURTH SEASON // DOLPHINS: FOURTH SEASON

NFL CAREER

TRANSACTIONS:

- 2nd-round pick (42nd overall) by Miami in the 2018 NFL Draft.

CAREER HIGHLIGHTS:

- Played in 59 career games with 27 starts.
- 178 receptions for 2,071 yards (11.6 avg.) and 13 TDs.
- His 2,071 career receiving yards rank 4th in Dolphins history among tight ends.

DOLPHINS ALL-TIME RECEIVING YARDS LEADERS (TIGHT ENDS)

PLAYER	YEARS	REC	YDS	TDs
1. Randy McMichael	2002-06	283	3,096	18
2. Bruce Hardy	1978-89	256	2,455	25
3. Anthony Fasano	2008-12; 2017	189	2,211	24
4. MIKE GESICKI	2018-21	178	2,071	13
5. Keith Jackson	1992-94	146	1,880	18

- His 178 career receptions rank 4th in Dolphins history among tight ends.

DOLPHINS ALL-TIME RECEPTIONS LEADERS (TIGHT ENDS)

PLAYER	YEARS	REC	YDS	TDs
1. Randy McMichael	2002-06	283	3,096	18
2. Bruce Hardy	1978-89	256	2,455	25
3. Anthony Fasano	2008-12; 2017	189	2,211	24
4. MIKE GESICKI	2018-21	178	2,071	13
5. Charles Clay	2011-14	161	1,809	14

- His 52 receptions in 2021 are 5th in the NFL among tight ends.

NFL TIGHT END RECEIVING LEADERS (2021)

PLAYER	TEAM	REC	YDS	TDs
1. Travis Kelce	KC	67	821	5
2. Mark Andrews	Bal.	60	761	5
3. T.J. Hockenson	Det.	57	534	3
4. Darren Waller	LV	53	643	2
5. MIKE GESICKI	MIA.	52	596	2

- His 703 receiving yards in 2020 were 2nd-most in a single season by a Dolphins tight end:

DOLPHINS SINGLE-SEASON TIGHT END RECEIVING LEADERS

PLAYER	YEAR	REC	YDS	TDs
1. Randy McMichael	2004	73	791	4
2. MIKE GESICKI	2020	53	703	6
3. Keith Jackson	1994	59	673	7
4. Randy McMichael	2006	62	640	3
5. Keith Jackson	1993	39	613	6

- His 703 receiving yards in 2020 ranked 4th in the NFL among tight ends:

NFL TIGHT END RECEIVING YARDS LEADERS (2020)

PLAYER	TEAM	REC	YDS	TDs
1. Travis Kelce	KC	105	1,416	11
2. Darren Waller	LV	107	1,196	9
3. T.J. Hockenson	Det.	67	723	6
4. MIKE GESICKI	MIA.	53	703	6
5. Mark Andrews	Bal.	58	701	7

- His 51 receptions and 570 receiving yards in 2019 were both 5th-most among AFC tight ends that season:

AFC TIGHT END RECEIVING LEADERS (2019)

PLAYER	TEAM	REC	YDS	TDs
1. Travis Kelce	KC	97	1,229	5
2. Darren Waller	Oak.	90	1,145	3
3. Mark Andrews	Bal.	64	852	10
4. Hunter Henry	LAC	55	652	5
5. MIKE GESICKI	MIA.	51	570	5

- His 22 receptions and 202 receiving yards in 2018 were 3rd in team history among rookie tight ends:

DOLPHINS ROOKIE TIGHT END RECEIVING LEADERS

PLAYER	YEAR	REC	YDS	AVG
1. Ferrell Edmunds	1988	33	575	17.4
2. Randy McMichael	2002	39	485	12.4
3. MIKE GESICKI	2018	22	202	9.2
4. Joe Rose	1980	13	149	11.5
5. Donald Lee	2003	7	110	15.7

2021 (MIAMI):

- Played in 12 games with 6 starts.
- 52 receptions for 596 yards (11.5 avg.) and 2 TDs.

VS. INDIANAPOLIS (10/3): 5 receptions for 57 yards (11.4 avg.) and 1 TD.

- Caught a 1-yard TD pass from QB Jacoby Brissett in the 4th quarter.

AT JACKSONVILLE IN LONDON (10/17): 8 receptions for 115 yards (14.4 avg.).

- Posted the 2nd 100-yard receiving game of his career.

VS. ATLANTA (10/24): 7 receptions for 85 yards (12.1 avg.) and 1 TD.

- Caught a 6-yard TD pass from QB Tua Tagovailoa in the 3rd quarter.

2020 (MIAMI):

- Played in 15 games with 9 starts.

- Inactive for 1 game.
- 53 receptions for 703 yards (13.3 avg.) and 6 TDs.
- His 703 receiving yards were 2nd-most in a single season by a Dolphins tight end and 4th-most among NFL tight ends in 2020.

VS. BUFFALO (9/20): 8 receptions for 130 yards (16.3 avg.) and 1 TD.

- His 130 receiving yards set a new Dolphins record for tight ends in a single game.
- It was the 1st 100-yard game of his career.

VS. CINCINNATI (12/6): 9 receptions for 88 yards (9.8 avg.) and 1 TD.

- Caught a 5-yard TD pass from QB Tua Tagovailoa in the 3rd quarter to extend Miami's lead to 13-7.

VS. KANSAS CITY (12/13): 5 receptions for 65 yards (13.0 avg.) and 2 TDs.

- Caught a 7-yard TD pass from QB Tua Tagovailoa in the 1st quarter to give Miami a 7-0 lead.
- Caught a 29-yard TD pass from QB Tua Tagovailoa in the 4th quarter.

2019 (MIAMI):

- Played in all 16 games with 5 starts.
- 51 receptions for 570 yards (11.2 avg.) and 5 TDs.
- His 51 receptions and 570 receiving yards were both 5th-most among AFC tight ends.
- Had 5 TD receptions in the final 6 games, tied for the 2nd-most by any NFL player in that span.

VS. PHILADELPHIA (12/1): 5 receptions for 79 yards (15.8 avg.) and 1 TD.

- Caught a 14-yard TD from QB Ryan Fitzpatrick in the 3rd quarter.

VS. CINCINNATI (12/22): 6 receptions for 82 yards (13.7 avg.) and 2 TDs.

- Caught a 31-yard TD from QB Ryan Fitzpatrick in the 2nd quarter to give Miami a 21-3 lead.
- Caught a 13-yard TD from QB Ryan Fitzpatrick in the 3rd quarter to extend Miami's lead to 28-6.
- It was the 1st multi-score game of his career.

AT NEW ENGLAND (12/29): 4 receptions for 34 yards (8.5 avg.) and 1 TD.

- Caught a game-winning 5-yard TD pass from QB Ryan Fitzpatrick with 24 seconds remaining.

2018 (MIAMI):

- Played in all 16 games with 7 starts.
- 22 receptions for 202 yards (9.2 avg.).
- His 22 receptions and 202 receiving yards were 3rd in team history among rookie tight ends.

VS. TENNESSEE (9/9): 1 reception for 11 yards (11.0 avg.).

- Caught an 11-yard pass from QB Ryan Tannehill for his 1st career reception.
- Made NFL debut.

VS. OAKLAND (9/23): 3 receptions for 31 yards (10.3 avg.).

VS. DETROIT (10/21): 3 receptions for 44 yards (14.7 avg.).

BEFORE THE NFL

COLLEGE (PENN STATE):

- 4-year letterman (2014-17) and 3-year starter.

CAREER: Played in 51 games with 36 starts; 129 receptions for 1,481 yards (11.5 avg.) and 15 TDs.

- Finished his career with at least 1 reception in 27 straight games.
- His 129 receptions were 9th overall in Penn State history and the most among tight ends.
- His 1,481 receiving yards were the most in Penn State history by a tight end and 17th by a player at any position.
- His 15 receiving TDs were the most in Penn State history by a tight end and 9th by a player at any position.

SENIOR (2017): Started all 13 games; 57 receptions for 563 yards (9.9 avg.) and 9 TDs.

- 2nd-team All-American.
- 1st-team All-Big Ten.
- Finalist for the John Mackey Award (nation's top tight end).
- His 9 receiving TDs were 3rd in the Big Ten and the most by a tight end in Penn State history.
- His 4.4 receptions per game were 6th in the Big Ten.
- Finished 3rd in receptions (57), 4th in receiving TDs (9) and 5th in receiving yards (563) among FBS tight ends.
- Caught a TD pass in 5 straight games.

JUNIOR (2016): Started all 14 games; 48 receptions for 679 yards (14.2 avg.) and 5 TDs.

- 3rd-team All-American.
- 2nd-team All-Big Ten.
- His 48 receptions led the Big Ten and were 7th nationally among tight ends.
- His 679 receiving yards led all Big Ten tight ends, were 7th nationally at the position and set a single-season tight end school record.

SOPHOMORE (2015): Played in 11 games with 8 starts; 13 receptions for 125 yards (9.6 avg.) and 1 TD.

TRUE FRESHMAN (2014): Played in all 13 games with 1 start; 11 receptions for 114 yards (10.4 avg.).

- Big Ten All-Freshman Team.

HIGH SCHOOL (SOUTHERN REGIONAL HS - MANAHAWKIN, N.J.)

- Became the school's all-time leading receiver with 103 receptions for 1,817 yards (17.6 avg.) and 16 TDs.
- Also played basketball and volleyball.
- Became the school's all-time leading scorer in basketball with 1,867 points.
- Won the state's 2014 dunk contest.
- Helped his school win a state title in basketball.

SENIOR (2013): 33 receptions for 530 yards (16.1 avg.) and 4 TDs.

- All-American.
- All-state.

JUNIOR (2012): 50 receptions for 954 yards (19.1 avg.) and 9 TDs.

- Helped his team finish as state runner-ups.

SOPHOMORE (2011): 16 receptions for 276 yards (17.3 avg.) and 3 TDs.

OFF THE FIELD

COMMUNITY:

- In 2019, volunteered at the annual Dolphins holiday gift event through Football Unites and spent time with the 200 members of South Florida families.

PERSONAL:

- **PRONUNCIATION:** Last name is pronounced guh-sick-EE.
- **MAJOR:** Advertising and public relations.

MIKE GESICKI'S NFL REGULAR SEASON STATS

YEAR	TEAM	GP	GS	RECEIVING				RUSHING					
				REC	YDS	AVG	LG	TD	ATT	YDS	AVG	LG	TD
2018	MIAMI	16	7	22	202	9.2	27	0	0	0	0.0	0	0
2019	MIAMI	16	5	51	570	11.2	34	5	0	0	0.0	0	0
2020	MIAMI	15	9	53	703	13.3	70	6	0	0	0.0	0	0
2021	MIAMI	12	6	52	596	11.5	40	2	0	0	0.0	0	0
NFL TOTALS		59	27	178	2071	11.6	70	13	0	0	0.0	0	0

ADDITIONAL STATS

Miscellaneous Tackles: 1 in 2018, 2 in 2019, 1 in 2021 for total of 4.

SINGLE-GAME CAREER HIGHS

Receptions: 10 at Las Vegas, 9/26/21
Receiving Yards: 130 vs. Buffalo, 9/20/20
Longest Reception: 70 at San Francisco, 10/11/20
Receiving TDs: 2 Twice, last: vs. Kansas City, 12/13/20

100-YARD RECEIVING GAMES (2)

DATE	OPPONENT	REC	YDS	AVG	LG	TD
9/20/20	BUFFALO	8	130	16.3	27	1
10/17/21	at Jacksonville	8	115	14.4	32	0

2018 GAME-BY-GAME STATS (MIAMI)

DATE	OPPONENT	P/S	REC	YDS	AVG	LG	TD
09/09	TENNESSEE	1/1	1	11	11.0	11	0
09/16	at N.Y. Jets	1/0	0	0	0.0	-	0
09/23	OAKLAND	1/0	3	31	10.3	19	0
09/30	at New England	1/0	1	9	9.0	9	0
10/07	at Cincinnati	1/1	3	26	8.7	16	0
10/14	CHICAGO	1/0	1	11	11.0	11	0
10/21	DETROIT	1/0	3	44	14.7	27	0
10/25	at Houston	1/1	4	14	3.5	10	0
11/04	N.Y. JETS	1/0	0	0	0.0	-	0
11/11	at Green Bay	1/0	1	5	5.0	5	0
11/25	at Indianapolis	1/1	1	5	5.0	5	0
12/02	BUFFALO	1/0	0	0	0.0	-	0
12/09	NEW ENGLAND	1/1	0	0	0.0	-	0
12/16	at Minnesota	1/1	2	23	11.5	14	0
12/23	JACKSONVILLE	1/0	1	5	5.0	5	0
12/30	at Buffalo	1/1	1	18	18.0	18	0
2018 TOTALS		16/7	22	202	9.2	27	0

2019 GAME-BY-GAME STATS (MIAMI)

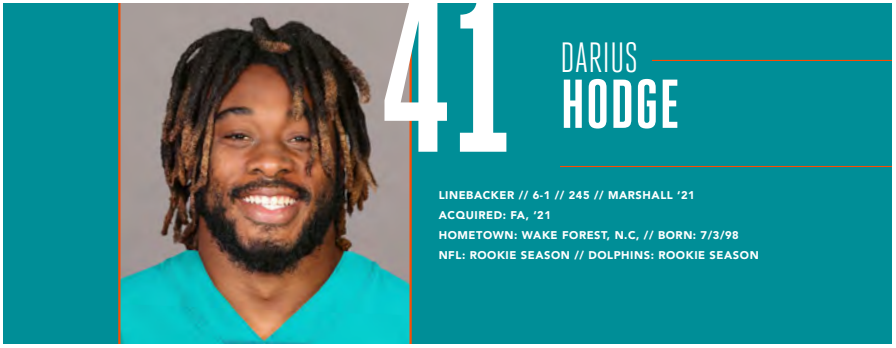
DATE	OPPONENT	P/S	REC	YDS	AVG	LG	TD
09/08	BALTIMORE	1/0	2	31	15.5	26	0
09/15	NEW ENGLAND	1/0	1	11	11.0	11	0
09/22	at Dallas	1/0	3	9	3.0	5	0
09/29	L.A. CHARGERS	1/1	0	0	0.0	-	0
10/13	WASHINGTON	1/0	3	51	17.0	30	0
10/20	at Buffalo	1/0	4	41	10.3	17	0
10/28	at Pittsburgh	1/0	2	10	5.0	5	0
11/03	N.Y. JETS	1/0	6	95	15.8	34	0
11/10	at Indianapolis	1/1	3	28	9.3	12	0
11/17	BUFFALO	1/0	4	18	4.5	10	0
11/24	at Cleveland	1/0	3	28	9.3	11t	1
12/01	PHILADELPHIA	1/1	5	79	15.8	21	1
12/08	at N.Y. Jets	1/1	1	6	6.0	6	0
12/15	at N.Y. Giants	1/0	4	47	11.8	24	0
12/22	CINCINNATI	1/1	6	82	13.7	31t	2
12/29	at New England	1/0	4	34	8.5	14	1
2019 TOTALS		16/5	51	570	11.2	34	5

2020 GAME-BY-GAME STATS (MIAMI)

DATE	OPPONENT	P/S	REC	YDS	AVG	LG	TD
09/13	at New England	1/1	3	30	10.0	18	0
09/20	BUFFALO	1/1	8	130	16.3	27	1
09/24	at Jacksonville	1/1	1	15	15.0	15t	1
10/04	SEATTLE	1/0	1	15	15.0	15	0
10/11	at San Francisco	1/0	5	91	18.2	70	0
10/18	N.Y. JETS	1/1	0	0	0.0	0	0
11/01	L.A. RAMS	1/0	1	8	8.0	8	0
11/08	at Arizona	1/1	3	42	14.0	19	0
11/15	L.A. CHARGERS	1/0	2	40	20.0	23	0
11/22	at Denver	1/1	4	43	10.8	25	0
11/29	at N.Y. Jets	1/1	2	35	17.5	22	1
12/06	CINCINNATI	1/1	9	88	9.8	20	1
12/13	KANSAS CITY	1/1	5	65	13.0	29t	2
12/20	NEW ENGLAND		INACTIVE				
12/26	at Las Vegas	1/0	4	54	13.5	31	0
01/03	at Buffalo	1/0	5	47	9.4	23	0
2020 TOTALS		15/9	53	703	13.3	70	6

2021 GAME-BY-GAME STATS (MIAMI)

DATE	OPPONENT	P/S	REC	YDS	AVG	LG	TD
09/12	at New England	1/0	0	0	0.0	-	0
09/19	BUFFALO	1/0	3	41	13.7	18	0
09/26	at Las Vegas	1/0	10	86	8.6	27	0
10/03	INDIANAPOLIS	1/0	5	57	11.4	22	1
10/10	at Tampa Bay	1/1	4	43	10.8	23	0
10/17	at Jacksonville	1/1	8	115	14.4	32	0
10/24	ATLANTA	1/1	7	85	12.1	27	1
10/31	at Buffalo	1/0	3	48	16.0	40	0
11/07	HOUSTON	1/1	4	54	13.5	18	0
11/11	BALTIMORE	1/0	0	0	0.0	-	0
11/21	at N.Y. Jets	1/1	5	50	10.0	26	0
11/28	CAROLINA	1/1	3	17	5.7	7	0
12/05	N.Y. GIANTS						
12/19	N.Y. JETS						
12/27	at New Orleans						
01/02	at Tennessee						
01/09	NEW ENGLAND						
2021 TOTALS		12/6	52	596	11.5	40	2



NFL CAREER

TRANSACTIONS:

- Awarded off waivers to Miami on Nov. 5, 2021.
- Waived by Cincinnati on Nov. 4, 2021
- Signed by Cincinnati as an undrafted college free agent on May 14, 2021.

CAREER HIGHLIGHTS:

- Played in 4 career games.

2021 (CINCINNATI/MIAMI):

- Inactive for 4 games with Miami.
- Awarded to Miami off waivers on Nov. 5.
- Played in 4 games with Cincinnati.

VS. MINNESOTA (9/12): Played but did not record any stats.

- Made his NFL Debut.

BEFORE THE NFL

COLLEGE (MARSHALL):

- 3-year letterman (2018-20) and 2-year starter.

CAREER: Played in 34 games with 22 starts; 117 tackles (37 solo), 15.5 sacks, 2 passes defended, 1 forced fumbles and 2 fumble recoveries.

JUNIOR (2020): Started all 10 games; 63 tackles (19 solo), 6.5 sacks, 1 pass defended, 1 fumble recovery and 1 forced fumble.

- 1st-team All-Conference USA

SOPHOMORE (2019): Played in 13 games with 12 starts; 41 tackles (11 solo) and 7.0 sacks.

- His 7.0 sacks were a team-high.
- Honorable mention All-Conference USA.

REDSHIRT FRESHMAN (2018): Played in 11 games; 13 tackles (7 solo), 2.0 sacks, 1 fumble recovery and 1 pass defended.

- Redshirted in 2017.

HIGH SCHOOL (WAKE FOREST HS – WAKE FOREST, N.C.)

SENIOR (2016): 136 tackles, 9 sacks, 8 interceptions, 7 blocked punts and 2 forced fumbles.

- Won the 2016 4AA state championship as a senior
- 4AA state championship game MVP.

OFF THE FIELD

PERSONAL:

- **MAJOR:** Exercise science.

DARIUS HODGE'S NFL REGULAR SEASON STATS

YEAR	TEAM	GP	GS	TACKLES					INTERCEPTIONS					FUMBLES	
				TOT	SOLO	ASST	SK	YDS	INT	YDS	LG	TD	PD	FF	FR
2021	CINCINNATI	4	0	0	0	0	0.0	0.0	0	0	0	0	0	0	0
	MIAMI	0	0	0	0	0	0.0	0.0	0	0	0	0	0	0	0
	NFL TOTALS	4	0	0	0	0	0.0	0.0	0	0	0	0	0	0	0



88

JEVON
HOLLAND

SAFETY // 6-1 // 207 // OREGON '21

ACQUIRED: D2A, '21

HOMETOWN: COQUITLAM, CANADA // BORN: 3/3/00

NFL: ROOKIE SEASON // DOLPHINS: ROOKIE SEASON

NFL CAREER

TRANSACTIONS:

- 2nd-round pick (36th overall) by Miami in the 2021 NFL Draft.

CAREER HONORS:

- NFL Way to Play Award (vs. Atlanta, 10/24/21)

CAREER HIGHLIGHTS:

- Played in 12 career games with 9 starts.
- 45 tackles (34 solo), 2 sacks, 2 interceptions, 7 passes defended and 1 fumble recovery.
- 11 punt returns for 82 yards (7.5 avg.).
- 1 solo special teams tackle.

2021 (MIAMI):

- Played in 12 games with 9 starts.
- 45 tackles (34 solo), 2 sacks, 2 interceptions, 7 passes defended and 1 fumble recovery.
- 11 punt returns for 82 yards (7.5 avg.).
- 1 solo special teams tackle.
- 2 miscellaneous fumble recoveries.

AT NEW ENGLAND (9/12): 2 solo tackles.

- Made his NFL debut.

VS. HOUSTON (11/7): 2 tackles (1 solo), 1 interception and 1 pass defended; 3 punt returns for 31 yards (10.3 avg.).

- Intercepted QB Tyrod Taylor on 3rd-and-1 in the 1st quarter.

- It was his 1st career interception.

VS. BALTIMORE (11/11): 5 tackles (4 solo), 1 sack and 2 passes defended; 1 punt return for 4 yards.

- Sacked QB Lamar Jackson on 3rd-and-9 in the 3rd quarter.

VS. CAROLINA (11/28): 1 assisted tackle, 1 pass defended and 1 interception; 2 punt returns for 19 yards (9.5 avg.).

- Intercepted QB Cam Newton on 3rd-and-5 in the 2nd quarter.

HONORS:

- NFL Way to Play Award (vs. Atlanta, 10/24)

BEFORE THE NFL

COLLEGE (OREGON):

- 2-year letterman (2018-19) and 1-year starter.

CAREER: Played in 27 games with 16 starts; 110 tackles (72 solo), 9 interceptions and 19 passes defended; 1 interception return for a TD; 17 punt returns for 244 yards (14.4 avg.).

- Became the 1st player since Jairus Byrd (2006-07) to lead the team in interceptions in consecutive seasons (2018-19) at Oregon.

- His 9 interceptions from 2018-19 were tied for 3rd most in the FBS in that span.

JUNIOR (2020): Did not play.

SOPHOMORE (2019): Started all 14 games; 66 tackles (40 solo), 4 interceptions and 8 passes defended; 1 interception return for a TD; 16 punt returns for 244 yards (15.3 avg.).

- 1st-team All-Pac 12.

TRUE FRESHMAN (2018): Played in all 13 games with 2 starts; 44 tackles (32 solo), 5 interceptions and 11 passes defended; 1 punt return for 0 yards.

HIGH SCHOOL (BISHOP O'DOWD HS - OAKLAND, CALIF.)

- Also played wide receiver.

SENIOR (2017): 34 tackles, 5 interceptions and 9 passes defended; 35 receptions for 1,012 receiving yards (28.9 avg.) and 12 TDs; 23 punt returns for 506 yards (22.0 avg.) and 5 TDs.

- East Bay Player of the Year.

- North Coast Section Co-Defensive Player of the Year.

OFF THE FIELD

PERSONAL:

- MAJOR: Ethnic studies.

- His father, John Robert Holland, played in the CFL for the BC Lions (1990, 1996 and 1997), Edmonton (1993-95) and Saskatchewan Roughriders (1996), and also spent time with San Francisco on the practice squad (1993).

- His older brother, Jamirr Holland, spent time in the CFL with the Montreal Alouettes (2019).

JEVON HOLLAND'S NFL REGULAR SEASON DEFENSIVE STATS															
YEAR	TEAM	GP	GS	TACKLES					INTERCEPTIONS					FUMBLES	
				TOT	SOLO	ASST	SK	YDS	INT	YDS	LG	TD	PD	FF	FR
2021	MIAMI	12	9	45	34	11	2.0	18.0	2	0	0	0	7	0	1
NFL TOTALS		12	9	45	34	11	2.0	18.0	2	0	0	0	7	0	1

JEVON HOLLAND'S NFL REGULAR SEASON RETURNING STATS													
YEAR	TEAM	KICKOFF RETURN					PUNT RETURN						
		KR	YDS	AVG	LG	TD	PR	FC	YDS	AVG	LG	TD	
2021	MIAMI	0	0	0.0	-	0	11	8	82	7.5	16	0	
NFL TOTALS		0	0	0.0	-	0	11	8	82	7.5	16	0	

ADDITIONAL STATS	
Special Teams Tackles:	1 in 2021.
Miscellaneous Fumble Recoveries:	2 in 2021.

SINGLE-GAME CAREER HIGHS		
Tackles:	7	at Tampa Bay, 10/10/21
Sacks:	1	Twice, last: vs. Baltimore, 11/11/21
Interceptions:	1	Twice, last: vs. Carolina, 11/28/21
Passes Defensed:	2	vs. Baltimore, 11/11/21



WIDE RECEIVER // 6-4 // 221 // NORTH CAROLINA '17
 ACQUIRED: WAI., '19 (PHI.)
 HOMETOWN: ROCKVILLE, MD. // BORN: 9/16/93
 NFL: FIFTH SEASON // DOLPHINS: SECOND SEASON

NFL CAREER

TRANSACTIONS:

- Awarded off waivers to Miami on Dec. 4, 2019.
- Waived by Philadelphia on Dec. 3, 2019.
- 4th-round pick (118th overall) by Philadelphia in the 2017 NFL Draft.

CAREER HIGHLIGHTS:

- Played in 60 career games with 8 starts.
- 54 receptions for 705 yards (13.1 avg.) and 5 TDs.
- 18 special teams tackles (12 solo).
- 2 miscellaneous tackles.

2021 (MIAMI):

- Played in 12 games with 3 starts.
- 12 receptions for 178 yards (14.8 avg.) and 3 TDs.
- 8 special teams tackles (6 solo).
- 1 miscellaneous tackle.
- Serves as a team captain.

VS. ATLANTA (10/24): 2 receptions for 13 yards (6.5 avg.) and 1 TD.

- Caught a 4-yard TD pass from QB Tua Tagovailoa in the 4th quarter.

VS. HOUSTON (11/7): 3 receptions for 22 yards (7.3 avg.) and 1 TD.

- Caught a 5-yard TD pass from QB Jacoby Brissett in the 2nd quarter.

AT N.Y. JETS (11/21): 2 receptions for 72 yards (36.0 avg.) and 1 TD.

- Hauled in a 65-yard TD pass from QB Tua Tagovailoa in the 3rd quarter.

2020 (MIAMI):

- Played in 16 games with 2 starts.
- 16 receptions for 176 yards (11.0 avg.) and 1 TD.
- 3 special teams tackles (1 solo).

AT ARIZONA (11/8): 1 reception for 11 yards and 1 TD.

- Hauled in an 11-yard TD pass from QB Tua Tagovailoa in the 4th quarter to even the score 31-31.

- His TD reception in the 4th quarter was his 1st reception with the Dolphins.

VS. KANSAS CITY (12/13): 5 receptions for 66 yards (13.2 avg.).

AT LAS VEGAS (12/26): 2 receptions for 42 yards (21.0 avg.).

- Hauled in a 34-yard pass from QB Ryan Fitzpatrick in the 4th quarter to set up the game-winning FG by K Jason Sanders.

2019 (PHILADELPHIA/MIAMI):

- Played in 4 games with Miami.
- 1 assisted special teams tackle with Miami.
- Awarded off waivers to Miami on Dec. 4.
- Played in 12 games with 3 starts for Philadelphia.
- 10 receptions for 125 yards (12.5 avg.) with Philadelphia.
- 1 solo special teams tackle with Philadelphia.
- 1 miscellaneous tackle with Philadelphia.

AT ATLANTA (9/15): 5 receptions for 50 yards (10.0 avg.).

VS. DETROIT (9/22): 4 receptions for 62 yards (15.5 avg.).

- Made his 1st NFL start.

AT N.Y. JETS (12/8): Played but did not record any stats.

- Made his Dolphins debut.

2018 (PHILADELPHIA):

- Missed the entire season after being placed on injured reserve on Sept. 6.

2017 (PHILADELPHIA):

- Played in all 16 games.
- 16 receptions for 226 yards (14.1 avg.) and 1 TD.
- 5 special teams tackles (4 solo).
- 1 miscellaneous tackle.

AT WASHINGTON (9/10): Played but did not record any stats.

- Made his NFL debut.

AT KANSAS CITY (9/17): 3 receptions for 32 yards (10.7 avg.).

- Made his 1st NFL reception.

VS. WASHINGTON (10/23): 1 reception for 64 yards and 1 TD.

- Hauled in a 64-yard TD reception from QB Carson Wentz for his 1st career TD.

POSTSEASON:

NFC DIVISIONAL VS. ATLANTA (1/13): 1 reception for 9 yards.

NFC CHAMPIONSHIP VS. MINNESOTA (1/21): Played but did not record any stats.

SUPER BOWL LII VS. NEW ENGLAND (2/4): Played but did not record any stats.

BEFORE THE NFL

COLLEGE (NORTH CAROLINA):

- 4-year letterman (2013-16) and 3-year starter.

CAREER: Played in 47 games with 18 starts; 81 receptions for 1,667 yards (20.6 avg.) and 20 TDs; 24 special teams tackles (18 solo).

- Was a special teams captain for all 4 seasons.
- His 20 receiving TDs ranked 3rd in school history.
- His 20.6 yards per reception were a school record.

SENIOR (2016): Played in 7 games with 4 starts; 16 receptions for 309 yards (19.3 avg.) and 4 TDs; 1 solo special teams tackle.

JUNIOR (2015): Played in all 14 games with 5 starts; 30 receptions for 745 yards (24.8 avg.) and 8 TDs; 6 special teams tackles (4 solo).

- 2nd-team All-ACC.
- His 24.8 yards per reception led the nation.

SOPHOMORE (2014): Played in all 13 games with 8 starts; 35 receptions for 613 yards (17.5 avg.) and 8 TDs; 7 special teams tackles (6 solo).

- Honorable mention All-ACC.

REDSHIRT FRESHMAN (2013): Played in all 13 games; 10 special teams tackles (7 solo).

- Joined the team as a walk-on and redshirted the 2012 season.

HIGH SCHOOL (FORK UNION MILITARY ACADEMY – FORK UNION, VA.)

- Attended Fork Union Military Academy (Va.) following high school graduation from Wootton HS.
- Also played lacrosse and basketball.

SENIOR (2011 AT WOOTTON HS):

- Played wide receiver and defensive back.

OFF THE FIELD

COMMUNITY:

- In 2019, volunteered at the annual Dolphins holiday gift event through Football Unites and spent time with the 200 members of South Florida families.

PERSONAL:

- **MAJOR:** Exercise and sport science.

MACK HOLLINS' NFL REGULAR SEASON STATS

YEAR	TEAM	GP	GS	RECEIVING				TD	RUSHING				
				REC	YDS	AVG	LG		ATT	YDS	AVG	LG	TD
2017	PHILADELPHIA	16	0	16	226	14.1	64t	1	0	0	0.0	-	0
2018	PHILADELPHIA			INJURED RESERVE									
2019	PHILADELPHIA	12	3	10	125	12.5	20	0	0	0	0.0	-	0
	MIAMI	4	0	0	0	0.0	0	0	0	0	0.0	-	0
2020	MIAMI	16	2	16	176	11.0	34	1	0	0	0.0	-	0
2021	MIAMI	12	3	12	178	14.8	65t	3	0	0	0.0	0	0
NFL TOTALS		60	8	54	705	13.1	65t	5	0	0	0.0	0	0

MACK HOLLINS' NFL PLAYOFF STATS

YEAR	TEAM	GP	GS	RECEIVING				TD	RUSHING				
				REC	YDS	AVG	LG		ATT	YDS	AVG	LG	TD
2017	PHILADELPHIA	3	0	1	9	9.0	9	0	0	0	0.0	0	0
PLAYOFF TOTALS		3	0	1	9	9.0	9	0	0	0	0.0	0	0

ADDITIONAL STATS

Special Teams Tackles: (Philadelphia) 5 in 2017, 1 in 2019, (Miami) 1 in 2019, 3 in 2020, 8 in 2021 for total of 18.

Miscellaneous Tackles: (Philadelphia) 1 in 2019, (Miami) 1 in 2021 for total of 2.

SINGLE-GAME CAREER HIGHS

Receptions:	5	Twice, last: vs. Kansas City, 12/13/20
Receiving Yards:	72	at N.Y. Jets, 11/21/21
Longest Rec.:	65t	at N.Y. Jets, 11/21/21
TD Receptions:	1	5 times, last: vs. N.Y. Jets, 11/21/21

2017 GAME-BY-GAME STATS (PHILADELPHIA)

DATE	OPPONENT	P/S	REC	YDS	AVG	LG	TD
09/10	at Washington	1/0	0	0	0.0	0	0
09/17	at Kansas City	1/0	3	32	10.7	13	0
09/24	N.Y. GIANTS	1/0	0	0	0.0	0	0
10/01	at L.A. Chargers	1/0	0	0	0.0	0	0
10/08	ARIZONA	1/0	0	0	0.0	0	0
10/12	at Carolina	1/0	2	38	19.0	20	0
10/23	WASHINGTON	1/0	1	64	64.0	64t	1
10/29	SAN FRANCISCO	1/0	2	30	15.0	24	0
11/05	DENVER	1/0	1	8	8.0	8	0
11/19	at Dallas	1/0	1	7	7.0	7	0
11/26	CHICAGO	1/0	2	12	6.0	8	0
12/03	at Seattle	1/0	1	10	10.0	10	0
12/10	at L.A. Rams	1/0	0	0	0.0	0	0
12/17	at N.Y. Giants	1/0	0	0	0.0	0	0
12/25	OAKLAND	1/0	0	0	0.0	0	0
12/31	DALLAS	1/0	3	25	8.3	12	0
2017 TOTALS		16/0	16	226	14.1	64t	1

DATE	OPPONENT	P/S	REC	YDS	AVG	LG	TD
01/13	ATLANTA*	1/0	1	9	9.0	9	0
01/21	MINNESOTA**	1/0	0	0	0.0	0	0
02/04	vs. New England***	1/0	0	0	0.0	0	0
PLAYOFF TOTALS		3/0	1	9	9.0	9	0

* NFC Divisional game

** NFC Championship

*** Super Bowl LII

2018 GAME-BY-GAME STATS (PHILADELPHIA)

DATE	OPPONENT	P/S	REC	YDS	AVG	LG	TD
09/06	ATLANTA						
09/16	at Tampa Bay						
09/23	INDIANAPOLIS						
09/30	at Tennessee						
10/07	MINNESOTA						
10/11	at N.Y. Giants						
10/21	CAROLINA						
10/28	at Jacksonville						
11/11	DALLAS						
11/18	at New Orleans						
11/25	N.Y. GIANTS						
12/03	WASHINGTON						
12/09	at Dallas						
12/16	at L.A. Rams						
12/23	HOUSTON						
12/30	at Washington						
2018 TOTALS		0/0	0	0	0.0	-	0

2020 GAME-BY-GAME STATS (MIAMI)

DATE	OPPONENT	P/S	REC	YDS	AVG	LG	TD
09/13	at New England	1/0	0	0	0.0	0	0
09/20	BUFFALO	1/0	0	0	0.0	0	0
09/24	at Jacksonville	1/0	0	0	0.0	0	0
10/04	SEATTLE	1/0	0	0	0.0	0	0
10/11	at San Francisco	1/0	0	0	0.0	0	0
10/18	N.Y. JETS	1/0	0	0	0.0	0	0
11/01	L.A. RAMS	1/0	0	0	0.0	0	0
11/08	at Arizona	1/0	1	11	11.0	11t	1
11/15	L.A. CHARGERS	1/0	1	1	1.0	1	0
11/22	at Denver	1/0	1	9	9.0	9	0
11/29	at N.Y. Jets	1/0	2	19	9.5	12	0
12/06	CINCINNATI	1/0	1	7	7.0	7	0
12/13	KANSAS CITY	1/0	5	66	13.2	23	0
12/20	NEW ENGLAND	1/1	2	18	9.0	10	0
12/26	at Las Vegas	1/1	2	42	21.0	34	0
01/03	at Buffalo	1/0	1	3	3.0	3	0
2020 TOTALS		16/2	16	176	11.0	34	1

2019 GAME-BY-GAME STATS (PHILADELPHIA/MIAMI)

DATE	OPPONENT	P/S	REC	YDS	AVG	LG	TD
09/08	WASHINGTON	1/0	0	0	0.0	0	0
09/15	at Atlanta	1/0	5	50	10.0	17	0
09/22	DETROIT	1/1	4	62	15.5	20	0
09/26	at Green Bay	1/0	1	13	13.0	13	0
10/06	N.Y. JETS	1/1	0	0	0.0	0	0
10/13	at Minnesota	1/0	0	0	0.0	0	0
10/20	at Dallas	1/0	0	0	0.0	0	0
10/27	at Buffalo	1/1	0	0	0.0	0	0
11/03	CHICAGO	1/0	0	0	0.0	0	0
11/17	NEW ENGLAND	1/0	0	0	0.0	0	0
11/24	SEATTLE	1/0	0	0	0.0	0	0
12/01	at Miami	1/0	0	0	0.0	0	0
PHILADELPHIA TOTALS		12/3	10	125	12.5	20	0
12/08	at N.Y. Jets	1/0	0	0	0.0	0	0
12/15	at N.Y. Giants	1/0	0	0	0.0	0	0
12/22	CINCINNATI	1/0	0	0	0.0	0	0
12/29	at New England	1/0	0	0	0.0	0	0
MIAMI TOTALS		4/0	0	0	0.0	0	0
2019 TOTALS		15/3	10	125	12.5	20	0

2021 GAME-BY-GAME STATS (MIAMI)

DATE	OPPONENT	P/S	REC	YDS	AVG	LG	TD
09/12	at New England	1/0	0	0	0.0	-	0
09/19	BUFFALO	1/0	0	0	0.0	-	0
09/26	at Las Vegas	1/0	0	0	0.0	-	0
10/03	INDIANAPOLIS	1/0	0	0	0.0	-	0
10/10	at Tampa Bay	1/0	1	10	10.0	10	0
10/17	at Jacksonville	1/1	4	61	15.3	20	0
10/24	ATLANTA	1/0	2	13	6.5	9	1
10/31	at Buffalo	1/0	0	0	0.0	-	0
11/07	HOUSTON	1/1	3	22	7.3	10	1
11/11	BALTIMORE	1/0	0	0	0.0	-	0
11/21	at N.Y. Jets	1/0	2	72	36.0	65t	1
11/28	CAROLINA	1/0	0	0	0.0	-	0
12/05	N.Y. GIANTS						
12/19	N.Y. JETS						
12/27	at New Orleans						
01/02	at Tennessee						
01/09	NEW ENGLAND						
2021 TOTALS		12/3	12	178	14.8	65t	3



NFL CAREER

TRANSACTIONS:

- 2nd-round pick (38th overall) by Miami in the 2016 NFL Draft.

CAREER HONORS:

- AFC Defensive Player of the Week (vs. Baltimore, 11/11/21).
- 2020 1st-team All-Pro.
- 2020 1st-team PFWA All-NFL.
- 2020 1st-team PFWA All-AFC.
- 2020 Pro Bowl selection.
- 2020 Dan Marino Team MVP Award.
- No. 55 on the NFL Network Top 100 list in 2019.
- 2018 Pro Bowl selection.
- 2018 Dan Marino Team MVP Award.
- AFC Defensive Player of the Week (vs. Buffalo, 12/2/18).
- AFC Defensive Player of the Week (vs. New England, 12/11/17).

CAREER HIGHLIGHTS:

- Played in 67 career games with 66 starts.
- 226 tackles (176 solo), 1 sack, 25 interceptions, 67 passes defended, 4 forced fumbles and 3 fumble recoveries; 1 interception return for a TD; 1 fumble return for a TD.
- His 25 interceptions since 2017 lead the league:

MOST INTERCEPTIONS (2017-PRESENT)		
PLAYER	TEAM	INT
1. XAVIEN HOWARD	MIA.	25
2. Kevin Byard	Ten.	24
3. J.C. Jackson	NE	23
4. Justin Simmons	Den.	18
Jordan Poyer	Buf.	18

- His 10 interceptions in 2020 led the NFL and were the most in a season since 2007 when San Diego CB Antonio Cromartie had 10:

NFL INTERCEPTION LEADERS (2020)				
PLAYER	TEAM	INT	YDS	TD
1. XAVIEN HOWARD	MIAMI	10	77	0
2. J.C. Jackson	New England	9	80	0
3. Tyrann Mathieu	Kansas City	6	70	1
4. Justin Simmons	Denver	5	90	0
Quandre Diggs	Seattle	5	57	0
Harrison Smith	Minnesota	5	33	0

- Intercepted passes in 5 consecutive games (11/15/20-12/13/20), which is tied for the longest streak in Dolphins history.
- Tied for the NFL lead with 7 interceptions in 2018:

NFL INTERCEPTION LEADERS (2018)				
PLAYER	TEAM	INT	YDS	TD
1. XAVIEN HOWARD	MIAMI	7	54	0
Kyle Fuller	Chicago	7	52	0
Damontae Kazee	Atlanta	7	52	0
4. Eddie Jackson	Chicago	6	81	2

- His 7 interceptions in 2018 were tied for 9th in single-season team history.
- His 3 multi-interception games in 2018 is a Dolphins single-season record.
- Became the 4th player and 2nd CB in team history to have multiple years with 7-plus interceptions.
- Became 1st player in Dolphins history to have multiple interceptions in consecutive games when he had two interceptions in games vs. Denver on 12/3/17 and vs. New England on 12/11/17. He did it again at Indianapolis on 11/25/18 and vs. Buffalo on 12/2/18.
- Was 1 of just 4 NFL players to post at least 5 passes defended in a game in the 2017 season when he had 5 passes defended vs. Denver on 12/3/17.
- On 12/11/17 vs. New England, he became 1st player to intercept Patriots QB Tom Brady twice in the same game since Indianapolis' Mike Adams on Nov. 16, 2014.

2021 (MIAMI):

- Started 11 games.
- Inactive for 1 game.
- 35 tackles (28 solo), 3 interceptions, 12 passes defended, 2 forced fumbles and 2 fumble recoveries; 1 fumble return for a TD.

AT NEW ENGLAND (9/12): 5 tackles (4 solo), 1 forced fumble and 1 fumble recovery.

- Forced a RB Damien Harris fumble inside the 10-yard line and recovered it in the 4th quarter with 3:35 remaining to preserve the win.

VS. ATLANTA (10/24): 2 solo tackles, 1 interception and 3 passes defended.

- Intercepted a QB Matt Ryan pass intended for WR Calvin Ridley on 3rd-and-8 in the 4th quarter.

VS. BALTIMORE (11/11): 5 solo tackles, 1 forced

fumble and 1 fumble recovery; 1 fumble return for a TD.

- Forced a WR Sammy Watkins fumble on 3rd-and-10 in the 4th quarter and returned it 49 yards for a TD.

VS. CAROLINA (11/28): 1 solo tackle, 1 interception and 1 pass defended.

- Intercepted a QB Cam Newton pass intended for WR DJ Moore on 2nd-and-15 in the 2nd quarter.

HONORS:

- AFC Defensive Player of the Week (vs. Baltimore, 11/11).

2020 (MIAMI):

- Started all 16 games.
- 51 tackles (40 solo), 10 interceptions, 20 passes defended and 1 forced fumble.
- His 10 interceptions in 2020 tied the single-season franchise record set by CB Dick Westmoreland in 1967 and were the most by an NFL player since 2007 (Antonio Cromartie).

AT SAN FRANCISCO (10/11): 2 tackles (1 solo), 1 interception and 2 passes defended.

- Intercepted a QB Jimmy Garoppolo pass intended for WR Deebo Samuel and returned it 29 yards in the 2nd quarter.

VS. L.A. CHARGERS (11/15): 3 tackles (1 solo), 1 interception and 2 passes defended.

- Intercepted a QB Justin Herbert pass intended for WR Mike Williams in the 4th quarter.

AT N.Y. JETS (11/29): 3 tackles (2 solo), 1 interception and 3 passes defended.

- Intercepted a QB Sam Darnold pass intended for WR Breshad Perriman in the 4th quarter.

PRO BOWL:

- Selected to start the Pro Bowl for the 2nd time in his career.
- Became the 4th Dolphins cornerback to earn multiple Pro Bowl selections, joining Sam Madison (1999-2002), Patrick Surtain (2002-04) and Brent Grimes (2013-15).

HONORS:

- 1st-team All-Pro.
- 1st-team PFWA All-NFL.
- 1st-team PFWA All-AFC.
- Recipient of the Dan Marino Team MVP Award.

2019 (MIAMI):

- Started 5 games.
- Inactive for 2 games.
- Missed the rest of the season after being placed on injured reserve on Oct. 30.
- 17 tackles (12 solo), 1 interception and 4 passes defended.

VS. NEW ENGLAND (9/15): 4 tackles (3 solo) and 1 pass defended.

VS. L.A. CHARGERS (9/29): 5 tackles (4 solo).

AT PITTSBURGH (10/29): 1 solo tackle, 1 interception and 3 passes defended.

- Intercepted QB Mason Rudolph on Pittsburgh's first possession.

HONORS:

- No. 55 on the NFL Network Top 100 list.

2018 (MIAMI):

- Started 12 games.
- Inactive for 4 games.
- 35 tackles (25 solo), 7 interceptions, 12 passes defended and 1 fumble recovery.
- Tied for the NFL lead with 7 interceptions.
- His 7 interceptions were tied for 9th in single-season team history.
- Set a Dolphins single-season record with 3 multi-interception games.

VS. OAKLAND (9/23): 1 solo tackle, 2 interceptions and 3 passes defended.

- Intercepted a QB Derek Carr pass intended for WR Amari Cooper in the 1st quarter.
- Picked off QB Derek Carr in the end zone with 2:59 remaining in the game.

AT INDIANAPOLIS (11/25): 5 solo tackles, 2 interceptions and 3 passes defended.

- Intercepted QB Andrew Luck at Miami's 40-yard line with 1:00 remaining in the 2nd quarter.
- Picked off Luck again on the next play at Miami's 13-yard line with 46 seconds remaining in the 1st half.

- Became 1st NFL player with interceptions on back-to-back plays since Broncos S Darian Stewart on Nov. 16, 2016 and 1st Dolphins player to do it since S Mike Kozlowski on Dec. 19, 1981.

VS. BUFFALO (12/2): 4 tackles (3 solo), 2 interceptions and 2 passes defended.

- Intercepted QB Josh Allen in the end zone as time expired in the 2nd quarter.
- Picked off QB Josh Allen again on 3rd-and-10 at Miami's 41-yard line in the 3rd quarter.

PRO BOWL:

- Selected to start the Pro Bowl for the 1st time in his career.
- Extended the team's streak to 21 consecutive seasons with a defensive player selected.
- Became the 4th Dolphins cornerback to earn a Pro Bowl selection, joining Sam Madison (1999-2002), Patrick Surtain (2002-04) and Brent Grimes (2013-15).

HONORS:

- 2nd-team All-Pro.
- PFWA All-AFC cornerback.
- Recipient of the Dan Marino Team MVP Award.
- AFC Defensive Player of the Week (vs. Buffalo, 12/2).

2017 (MIAMI):

- Started all 16 games.
- 48 tackles (42 solo), 1 sack, 4 interceptions and 13 passes defended; 1 interception return for a TD.
- His 4 interceptions were tied for 8th in the AFC and 12th in the NFL.

VS. DENVER (12/3): 1 tackle, 2 interceptions and 5 passes defended.

- Intercepted QB Trevor Siemian and returned it 30 yards for a TD in the 2nd quarter.
- Picked off Siemian again in the 4th quarter.
- It was the first 2 regular-season interceptions of his career.
- Was 1 of just 4 NFL players to post at least 5 passes defended in a game in the 2017 season.

VS. NEW ENGLAND (12/11): 2 interceptions.

- Intercepted QB Tom Brady on 3rd-and-10 in the 1st quarter.
- Picked off Brady again on 3rd-and-16 in the 3rd quarter and returned the ball 29 yards.
- Became 1st player in Dolphins history to have multiple interceptions in consecutive games.
- Became 1st player to intercept Brady twice in the same game since Indianapolis' Mike Adams on Nov. 16, 2014.

AT BUFFALO (12/17): 4 solo tackles and 1 sack.

- Sacked QB Tyrod Taylor for a loss of 11 yards in the 3rd quarter, the first sack of his career.

HONORS:

- AFC Defensive Player of the Week (vs. New England, 12/11).

2016 (MIAMI):

- Played in 7 games with 6 starts.
- Inactive for 9 games.
- 40 tackles (29 solo), 6 passes defended and 1 forced fumble.

AT SEATTLE (9/11): 11 tackles (6 solo).

- Started in his NFL debut.
- Became 1st Dolphins rookie to start Week 1 at cornerback since Sean Smith (2009).
- His 11 tackles were a season high.

VS. CLEVELAND (9/25): 6 solo tackles, 1 pass defended and 1 forced fumble.

- Forced a fumble from WR Ricardo Lewis in the 3rd quarter.

AT N.Y. JETS (12/17): 3 solo tackles and 3 passes defended.

POSTSEASON:

AFC WILD CARD AT PITTSBURGH (1/8): 5 tackles (3 solo), 1 interception and 2 passes defended.

- Broke up a pass intended for WR Antonio Brown on 3rd-and-10 in the 4th quarter.
- Intercepted QB Ben Roethlisberger on 3rd-and-8 and returned it 11 yards in the 4th quarter.
- Became the 2nd rookie in team history to record an interception in a playoff game (Troy Vincent, 1992).

BEFORE THE NFL

COLLEGE (BAYLOR):

- 3-year letterman (2013-15) and 2-year starter.

CAREER: Played in 39 games with 26 starts; 98 tackles (84 solo), 1.5 sacks, 10 interceptions, 33 passes defended, 1 forced fumble and 1 fumble recovery.

- Part of the most successful 4-year span in school history, winning two conference titles (2013-14), two bowl games and compiling 40 wins.

JUNIOR (2015): Started all 13 games; 42 tackles (37 solo), 5 interceptions, 15 passes defended and 1 fumble recovery.

- His 5 interceptions led the team
- Consensus 1st-team All-Big 12.

SOPHOMORE (2014): Started all 13 games; 51 tackles (42 solo), 1.5 sacks, 4 interceptions and 13 passes defended.

- His 17 passes defended were 2nd in the Big 12 and 11th nationally.
- His 4 interceptions were tied for 3rd in the Big 12.
- Honorable mention All-Big 12.

REDSHIRT FRESHMAN (2013): Played all 13 games; 5 solo tackles, 1 interception, 1 pass defended and 1 forced fumble.

- Redshirted in 2012.

HIGH SCHOOL (WHEATLEY HS – HOUSTON, TEXAS)

- Played defensive back and quarterback.
- Also participated in basketball and ran track.

SENIOR (2011): 32 solo tackles, 9 interceptions and 33 pass breakups.

- Returned 2 interceptions for TDs.
- 1st-team all-state

OFF THE FIELD

COMMUNITY:

- In 2020, purchased food from Sunday's Eatery in Miami Gardens and distributed the meals and masks to community members.
- In 2019, visited Baptist Hospital to surprise kids with holiday gifts and provided Thanksgiving meals to 20 local families in collaboration with Generational Cure, a local nonprofit dedicated to issues facing today's youth.
- Cheered on participants at the 7th annual Dolphins Cancer Challenge in February 2017.
- Helped surprise 100 underprivileged children with their own beds from Ashley HomeStore in 2017.
- Annually participates in the AARP Foundation Million Meal Pack to pack more than 1 million meals in a single day for older adults in the South Florida community.
- Helped spearhead a clothing and food drive for Hurricane Harvey victims in his hometown of Houston.
- Hosted a youth football camp in his hometown of Houston in 2018.

PERSONAL:

- **PRONUNCIATION:** First name is pronounced EX-ay-vee-n.
- **MAJOR:** Health, kinesiology and leisure studies.

XAVIEN HOWARD'S NFL REGULAR SEASON STATS

YEAR	TEAM	GP	GS	TACKLES				SK	YDS	INT	INTERCEPTIONS				PD	FUMBLES	
				TOT	SOLO	ASST					YDS	LG	TD			FF	FR
2016	MIAMI	7	6	40	29	11	0.0	0.0		0	0	0	0	6		1	0
2017	MIAMI	16	16	48	42	6	1.0	11.0		4	71	30t	1	13		0	0
2018	MIAMI	12	12	35	25	10	0.0	0.0		7	52	39	0	12		0	1
2019	MIAMI	5	5	17	12	5	0.0	0.0		1	0	0	0	4		0	0
2020	MIAMI	16	16	51	40	11	0.0	0.0		10	77	29	0	20		1	0
2021	MIAMI	11	11	35	28	7	0.0	0.0		3	17	16	0	12		2	2
NFL TOTALS		67	66	226	176	50	1.0	11.0		25	217	39	1	67		4	3

XAVIEN HOWARD'S NFL PLAYOFF STATS

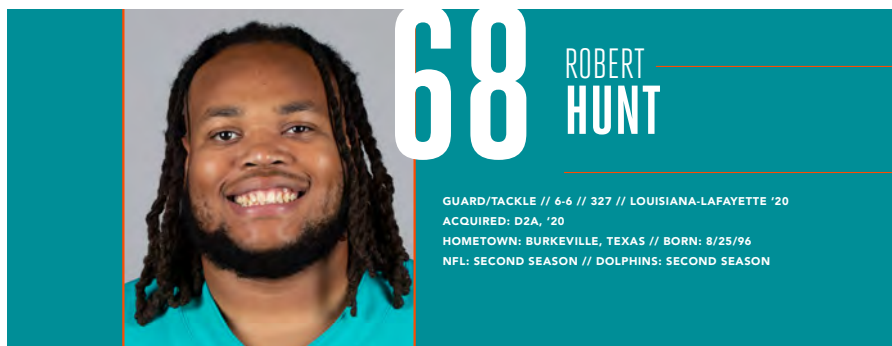
YEAR	TEAM	GP	GS	TACKLES				SK	YDS	INT	INTERCEPTIONS				PD	FUMBLES	
				TOT	SOLO	ASST					YDS	LG	TD			FF	FR
2016	MIAMI	1	1	5	3	2	0.0	0.0		1	11	11	0	2		0	0
PLAYOFF TOTALS		1	1	5	3	2	0.0	0.0		1	11	11	0	2		0	0

ADDITIONAL STATS

Defensive Touchdowns: 30-yard interception return on vs. Denver (12/3/17), 49-yard fumble return vs. Baltimore (11/11/21).

SINGLE-GAME CAREER HIGHS

Tackles: 11 at Seattle, 9/11/16
Sacks: 1 at Buffalo, 12/17/17
Interceptions: 2 5 times, last: vs. Buffalo, 12/2/18
Passes Defensed: 5 vs. Denver, 12/3/17
Fumble Recoveries: 1 3 times, last: vs. Baltimore, 11/11/21
Forced Fumbles: 1 4 times, last: vs. Baltimore, 11/11/21



GUARD/TACKLE // 6-6 // 327 // LOUISIANA-LAFAYETTE '20
 ACQUIRED: D2A, '20
 HOMETOWN: BURKEVILLE, TEXAS // BORN: 8/25/96
 NFL: SECOND SEASON // DOLPHINS: SECOND SEASON

NFL CAREER

TRANSACTIONS:

- 2nd-round pick (39th overall) by Miami in the 2020 NFL Draft.

CAREER HIGHLIGHTS:

- Played in 28 career games with 23 starts – 12 at right guard and 11 at right tackle.

2021 (MIAMI):

- Started 12 games at right guard.
- 1 miscellaneous fumble recovery.

AT NEW ENGLAND (9/12): Started at right guard.

AT JACKSONVILLE IN LONDON (10/17): Started at right guard.

- Protected QB Tua Tagovailoa as the team did not allow a sack.

AT N.Y. JETS (11/21): Started at right guard.

- Protected QB Tua Tagovailoa as the team did not allow a sack.

2020 (MIAMI):

- Played in all 16 games with 11 starts at right tackle.

AT NEW ENGLAND (9/13): Played but did not record any stats.

- Made his NFL debut.

AT SAN FRANCISCO (10/11): Started at right tackle.

- Protected QB Ryan Fitzpatrick who posted the 3rd-best QB rating (154.5) in team history (min. 20 att.).
- Made his 1st NFL start.

VS. NEW ENGLAND (12/20): Started at right tackle.

- Helped the team rush for 250 yards, which was Miami's most since Dec. 24, 2016 at Buffalo and the most allowed by New England since Nov. 24, 2013.

BEFORE THE NFL

COLLEGE (LOUISIANA-LAFAYETTE):

- 4-year starter (2016-19).

CAREER: Started 45 games.

SENIOR (2019): Started 7 games.

- Helped the offense rank 1st in the Sun Belt and 5th in the nation allowing just 1.07 sacks per game, and 3rd in the nation with 6.28 yards per carry.

- 1st-team All-Sun Belt.

JUNIOR (2018): Started all 14 games.

- 2nd-team All Sun Belt.

SOPHOMORE (2017): Started 11 games – 9 at left guard and 2 at left tackle.

REDSHIRT FRESHMAN (2016): Started all 13 games at left guard.

- Redshirted in 2015.

HIGH SCHOOL (BURKEVILLE HS – BURKEVILLE, TEXAS)

- Also played basketball and earned 1st-team all-district honors.

SENIOR (2014):

- 1st-team all-district.

JUNIOR (2013):

- 1st-team all-district.
- Also averaged 18.9 points per game and 11.0 rebounds named 1st-team all-district in basketball.

OFF THE FIELD

PERSONAL:

- **MAJOR:** General studies.

ROBERT HUNT'S NFL REGULAR SEASON STATS

GAMES/STARTS: 2020: 16/11, 2021: 12/12

NFL TOTALS: 28/23



9

NOAH
IGBINOGHENE

CORNERBACK // 5-11 // 197 // AUBURN '20

ACQUIRED: D1C, '20

HOMETOWN: TRUSSVILLE, ALA. // BORN: 11/27/99

NFL: SECOND SEASON // DOLPHINS: SECOND SEASON

NFL CAREER

TRANSACTIONS:

- 1st-round pick (30th overall) by Miami in the 2020 NFL Draft.

CAREER HIGHLIGHTS:

- Played in 20 career games with 3 starts.
- 14 tackles (13 solo), 2 passes defended and 1 fumble recovery.
- 4 kickoff returns for 68 yards (17.0 avg.).
- 5 special teams tackles (4 solo).

2021 (MIAMI):

- Played in 4 games with 1 start.
- Inactive for 6 games.
- Dressed but did not play in 2 games.
- 4 solo tackles.
- 2 solo special teams tackles.

AT LAS VEGAS (9/26): 1 solo special teams tackle.

AT JACKSONVILLE IN LONDON (10/17): 4 solo tackles.

VS. BALTIMORE (11/11): 1 solo special teams tackle.

2020 (MIAMI):

- Played in all 16 games with 2 starts.
- 10 tackles (9 solo), 2 passes defended and 1 fumble recovery.
- 4 kickoff returns for 68 yards (17.0 avg.).
- 3 special teams tackles (2 solo).

AT NEW ENGLAND (9/13): 2 solo tackles.

- Made his NFL debut.
- Became the youngest player to appear in a game in Dolphins history at 20 years, 291 days old.

VS. BUFFALO (9/20): 4 solo tackles.

- Recovered a TE Dawson Knox fumble forced by LB Kyle Van Noy in the 1st quarter.

AT ARIZONA (11/8): 2 kickoff returns for 36 yards (18.0 avg.); 1 solo special teams tackle.

BEFORE THE NFL

COLLEGE (AUBURN):

- 3-year letterman (2017-19) and 2-year starter.
- Also lettered in track.
- Switched from wide receiver to cornerback before the 2018 season.

CAREER: Played in 40 games with 22 starts; 92 tackles (67 solo), 1 interception, 19 passes defended and 1 forced fumble; 6 receptions for 24 yards (4.0 avg.); 1 carry for 11 yards; 44 kickoff returns for 1,199 yards (27.3 avg.) and 2 TDs.

JUNIOR (2019): Started all 13 games at cornerback; 42 tackles (28 solo) and 7 passes defended; 9 kickoff returns for 317 yards (35.2 avg.) and 1 TD.

SOPHOMORE (2018): Played in 13 games with 9 starts at cornerback; 50 tackles (39 solo), 1 interception, 12 passes defended and 1 forced fumble; 11 kickoff returns for 311 yards (28.3 avg.) and 1 TD.

TRUE FRESHMAN (2017): Played in all 14 games; 6 receptions for 24 yards (4.0 avg.); 1 carry for 11 yards; 24 kickoff returns for 571 yards (23.8 avg.).

- Competed in track and field; finished 7th in the triple jump (15.24 m) and 18th in the long jump (6.72 m) at the SEC indoor championships.
- Finished 15th in the long jump (7.51 m) at the SEC outdoor championships.

HIGH SCHOOL (HEWITT-TRUSSVILLE HS – TRUSSVILLE, ALA.)

- Played wide receiver.
- Also ran track.

SENIOR (2016): Caught 18 TDs.

- 1st-team all-state.

OFF THE FIELD

PERSONAL:

- His parents, Festus and Faith Igbinoghene, were both Olympic track athletes for Nigeria.
- **PRONUNCIATION:** Last name is pronounced IG-bin-OG-guh-nee.
- **MAJOR:** Science and mathematics.

NOAH IGBINOGENE'S NFL REGULAR SEASON STATS

YEAR	TEAM	GP	GS	TACKLES					INTERCEPTIONS					FUMBLES	
				TOT	SOLO	ASST	SK	YDS	INT	YDS	LG	TD	PD	FF	FR
2020	MIAMI	16	2	10	9	1	0.0	0.0	0	0	0	0	2	0	1
2021	MIAMI	4	1	4	4	0	0.0	0.0	0	0	0	0	0	0	0
NFL TOTALS		20	3	14	13	1	0.0	0.0	0	0	0	0	2	0	1

NOAH IGBINOGENE'S NFL REGULAR SEASON RETURNING STATS

		KICKOFF RETURN					PUNT RETURN					
YEAR	TEAM	KR	YDS	AVG	LG	TD	PR	FC	YDS	AVG	LG	TD
2020	MIAMI	4	68	17.0	22	0	0	0	0	0.0	-	0
2021	MIAMI	0	0	0.0	-	0	0	0	0	0.0	-	0
NFL TOTALS		4	68	17.0	22	0	0	0	0	0.0	0	0

ADDITIONAL STATS

Special Teams Tackles: 3 in 2020, 2 in 2021 for total of 5.

SINGLE-GAME CAREER HIGHS

- Tackles:

4

Twice, last: at Jacksonville in London, 10/17/21
- Passes Defensed:

1

Twice, last: at Buffalo, 1/3/21
- Fumble Recoveries:

1

vs. Buffalo, 9/20/20



73

AUSTIN JACKSON

GUARD/TACKLE // 6-5 // 325 // SOUTHERN CALIFORNIA '20

ACQUIRED: D1B, '20

HOMETOWN: PHOENIX, ARIZ. // BORN: 8/11/99

NFL: SECOND SEASON // DOLPHINS: SECOND SEASON

NFL CAREER

TRANSACTIONS:

- 1st-round pick (18th overall) by Miami in the 2020 NFL Draft.

CAREER HIGHLIGHTS:

- Played in 25 career games with 23 starts – 15 at left tackle and 8 at left guard.

2021 (MIAMI):

- Played in 12 games with 11 starts – 8 at left guard and 3 at left tackle.
- 2 miscellaneous tackles.

AT LAS VEGAS (9/26): Started at left tackle; 1 miscellaneous fumble recovery.

AT JACKSONVILLE IN LONDON (10/17): Started at left guard.

- Protected QB Tua Tagovailoa as the team did not allow a sack.

AT N.Y. JETS (11/21): Started at left guard.

- Protected QB Tua Tagovailoa as the team did not allow a sack.

2020 (MIAMI):

- Played in 13 games with 12 starts at left tackle.
- Activated off injured reserve on Nov. 7.
- Missed 3 games after being placed on injured reserve on Oct. 9.

AT NEW ENGLAND (9/13): Started at left tackle.

- Made his NFL debut.
- Joined Solomon Kindley as the 1st Dolphins rookie duo to start a season opener on the offensive line since 2008 (Jake Long and Donald Thomas).

AT JACKSONVILLE (9/24): Started at left tackle.

- Protected QB Ryan Fitzpatrick who completed 18-of-20 passes (90.0 pct.) and set a new franchise record for completion percentage in a single game with a minimum of 20 attempts.

VS. NEW ENGLAND (12/20): Started at left tackle.

- Helped the team rush for 250 yards, which was Miami's most since Dec. 24, 2016 at Buffalo and the most allowed by New England since Nov. 24, 2013.

BEFORE THE NFL

COLLEGE (SOUTHERN CALIFORNIA):

- 3-year letterman (2017-19) and 2-year starter.

CAREER: Played in 39 games with 25 starts.

JUNIOR (2019): Started all 13 games at left tackle; 1 blocked field goal.

- Honorable mention All-America.

- 1st-team All-Pac 12.

- Won the USC Chris Carlisle Courage Award.

SOPHOMORE (2018): Started all 12 games at left tackle.

- Co-recipient of the USC John McKay Award which recognizes competitive spirit.

TRUE FRESHMAN (2017): Played in all 14 games; 3 special teams tackles and 1 blocked field goal.

HIGH SCHOOL (NORTH CANYON HS – PHOENIX, ARIZ.)

- Played offensive tackle and defensive end.
- Also played basketball and threw shot put and discus.

SENIOR (2016): 80 tackles, 4 sacks, 1 pass defended and 1 fumble recovery; 1 blocked punt and 1 blocked field goal.

- 1st-team All-American.

- 1st-team all-state.

- Placed 3rd in shot put and 11th in discus at the state Division II championships.

JUNIOR (2015): 72 tackles, 2 sacks, 1 pass defended and 3 forced fumbles; 2 blocked field goals.

- 1st-team All-American.

- 1st-team all-state.

- Placed 4th in discus and 6th in shot put at the state Division I championships.

SOPHOMORE (2014): 56 tackles and 5 sacks; 1 blocked field goal.

FRESHMAN (2013): 11 tackles.

OFF THE FIELD

PERSONAL:

- His grandfather, Melvin Jackson, played defensive tackle at USC (1974-75) and played 5 seasons with Green Bay (1976-80).

- Donated his bone marrow in July 2019 for his younger sister, Autumn, who has Diamond-Blackfan anemia.

- **MAJOR:** Political science.

AUSTIN JACKSON'S NFL REGULAR SEASON STATS

GAMES/STARTS: 2020: 13/12, 2021: 12/11

NFL TOTALS: 25/23

ADDITIONAL STATS

Miscellaneous Fumble Recoveries: 1 in 2021.

Miscellaneous Tackles: 2 in 2021.



NFL CAREER

TRANSACTIONS:

- Signed by Miami as an unrestricted free agent from Chicago on April 2, 2021.
- Signed by Chicago on April 28, 2020.
- Signed by Miami on Sept. 2, 2019.
- Released by the N.Y. Giants on Aug. 31, 2018.
- Signed by the N.Y. Giants on Sept. 4, 2018.
- Released by Chicago on Sept. 1, 2018.
- Signed by Chicago on Sept. 4, 2017.
- Released by Chicago on Sept. 2, 2017.
- Signed by Chicago as an unrestricted free agent from Seattle on March 17, 2017.
- Signed by Seattle on Nov. 15, 2016.
- Waived by New Orleans on Nov. 9, 2016.
- 3rd-round pick (82nd overall) by New Orleans in the 2013 NFL Draft.

CAREER HIGHLIGHTS:

- Played in 99 career games with 30 starts.
- 192 tackles (104 solo), 2.5 sacks, 4 passes defended, 1 forced fumble and 1 fumble recovery.
- Appeared in 4 postseason games – 2 with New Orleans, 1 with Chicago and 1 with Seattle.

2021 (MIAMI):

- Played in 6 games with 2 starts.
- Inactive for 6 games.
- 16 tackles (10 solo).

AT NEW ENGLAND (9/12): 4 solo tackles.

AT LAS VEGAS (9/26): 4 tackles (3 solo).

VS. INDIANAPOLIS (10/3): 7 tackles (2 solo).

2020 (CHICAGO):

- Played in 11 games.
- Inactive for 2 games.
- Activated off injured reserve on Oct. 16.
- Missed 3 games after being placed on injured reserve on Sept. 24.
- 21 tackles (7 solo) and 1 pass defended.

AT DETROIT (9/13): 2 tackles (1 solo).

AT MINNESOTA (12/20): 4 tackles (1 solo) and 1 pass defended.

AT JACKSONVILLE (12/27): 3 tackles (2 solo).

POSTSEASON:

NFC WILD CARD AT NEW ORLEANS (1/10): 1 solo tackle and 1 fumble recovery.

- Recovered a QB Taysom Hill fumble forced by S Tashaun Gipson in the 2nd quarter.

2019 (N.Y. GIANTS/MIAMI):

- Played in 16 games with 5 starts with Miami.
- 34 tackles (20 solo), 1 sack and 1 pass defended with Miami.
- Spent the offseason and training camp with the N.Y. Giants.

VS. BALTIMORE (9/8): 4 tackles (3 solo).

- Made his Dolphins debut.

VS. NEW ENGLAND (9/15): 2 solo tackles and 1 sack.

- Sacked QB Tom Brady in the 2nd quarter.

AT CLEVELAND (11/24): 7 tackles (4 solo).

2018 (N.Y. GIANTS):

- Played in 7 games.
- Inactive for 8 games.

VS. JACKSONVILLE (9/9): Played but did not record any stats.

- Made his N.Y. Giants debut.

2017 (CHICAGO):

- Played in 8 games with 1 start.
- Inactive for 8 games.
- 8 tackles (5 solo).

AT NEW ORLEANS (10/29): Played but did not record any stats.

- Made his Chicago debut.

2016 (NEW ORLEANS/SEATTLE):

- Played in 2 games with Seattle.
- Inactive for 5 games with Seattle.
- 3 tackles with Seattle.
- Signed by Seattle on Nov. 15, 2016.
- Waived by New Orleans on Nov. 9, 2016.
- Played in 7 games with 1 start for New Orleans.
- Inactive for 1 game.
- 10 tackles (6 solo) with New Orleans.

VS. PHILADELPHIA (11/20): 3 tackles.

- Made his Seattle debut.

POSTSEASON:

NFC WILD CARD VS. DETROIT (1/7): 1 solo tackle.

2015 (NEW ORLEANS):

- Played in 14 games with 12 starts.

- Inactive for 2 games.
- 49 tackles (23 solo), 0.5 sacks, 1 pass defended, 1 forced fumble and 1 fumble recovery.

AT INDIANAPOLIS (10/25): 2 tackles and 0.5 sacks.

- Teamed up on a sack of QB Andrew Luck in the 3rd quarter.

VS. TENNESSEE (11/8): 9 tackles (2 solo).

AT ATLANTA (1/3): 2 tackles, 1 forced fumble and 1 fumble recovery.

- Stripped RB Devonta Freeman of the ball and recovered the fumble in the 4th quarter.

2014 (NEW ORLEANS):

- Played in 12 games with 4 starts.
- Inactive for 3 games.
- Missed the final game of the season after being placed on injured reserve on Dec. 27.
- 30 tackles (20 solo), 1 sack and 1 pass defended.

AT PITTSBURGH (11/30): 5 tackles (3 solo).

AT CHICAGO (12/15): 7 solo tackles and 1 sack.

- Brought down QB Jay Cutler for a 3rd-down sack in the 4th quarter.

VS. ATLANTA (12/21): 6 tackles (4 solo).

2013 (NEW ORLEANS):

- Played in all 16 games with 5 starts.
- 21 tackles (13 solo).

VS. ATLANTA (9/8): 2 tackles (1 solo).

- Made his NFL debut.

AT TAMPA BAY (9/15): 3 solo tackles.

- Made his 1st NFL start.

VS. CAROLINA (12/8): 4 tackles (2 solo).

POSTSEASON:

NFC WILD CARD AT PHILADELPHIA (1/4): 4 solo tackles.

NFC DIVISIONAL AT SEATTLE (1/11): 1 solo tackle.

BEFORE THE NFL

COLLEGE (GEORGIA):

- 2-year starter (2011-12).
- Transferred from Gulf Coast (Miss.) Community College following his sophomore year in 2010.

CAREER (AT GEORGIA): Played in 27 games with 18 starts; 78 tackles (36 solo), 4 sacks, 1 interception, 2 passes defended and 1 forced fumble; 1 blocked kick.

SENIOR (2012 AT GEORGIA): Started 13 games; 50 tackles (22 solo), 1 sack and 1 pass defended; 1 blocked kick.

- 2nd-team All-SEC.

JUNIOR (2011 AT GEORGIA): Played in all 14 games with 7 starts; 28 tackles (14 solo), 3 sacks, 1 interception, 1 pass defended and 1 forced fumble.

SOPHOMORE (2010 AT GULF COAST CC): Played in 10 games; 41 tackles (32 solo) and 2 sacks.

TRUE FRESHMAN (2009 AT GULF COAST CC): Played in 6 games; 9 tackles (7 solo) and 3 sacks.

HIGH SCHOOL (FRANCIS T. MALONEY HS – MERIDEN, CONN.)

- Played defensive end and some on offense.

SENIOR (2008): Scored 4 TDs.

OFF THE FIELD

PERSONAL:

- **MAJOR:** Human development and family science.

JOHN JENKINS' NFL REGULAR SEASON STATS

YEAR	TEAM	GP	GS	TACKLES					INTERCEPTIONS					FUMBLES	
				TOT	SOLO	ASST	SK	YDS	INT	YDS	LG	TD	PD	FF	FR
2013	NEW ORLEANS	16	5	21	13	8	0.0	0.0	0	0	0	0	0	0	0
2014	NEW ORLEANS	12	4	30	20	10	1.0	6.0	0	0	0	0	1	0	0
2015	NEW ORLEANS	14	12	49	23	26	0.5	2.5	0	0	0	0	1	1	1
2016	NEW ORLEANS	7	1	10	6	4	0.0	0.0	0	0	0	0	0	0	0
	SEATTLE	2	0	3	0	3	0.0	0.0	0	0	0	0	0	0	0
2017	CHICAGO	8	1	8	5	3	0.0	0.0	0	0	0	0	0	0	0
2018	N.Y. GIANTS	7	0	0	0	0	0.0	0.0	0	0	0	0	0	0	0
2019	MIAMI	16	5	34	20	14	1.0	7.0	0	0	0	0	1	0	0
2020	CHICAGO	11	0	21	7	14	0.0	0.0	0	0	0	0	1	0	0
2021	MIAMI	6	2	16	10	6	0.0	0.0	0	0	0	0	0	0	0
NFL TOTALS		99	30	192	104	88	2.5	15.5	0	0	0	0	4	1	1

JOHN JENKINS' NFL PLAYOFF STATS

YEAR	TEAM	GP	GS	TACKLES					INTERCEPTIONS					FUMBLES	
				TOT	SOLO	ASST	SK	YDS	INT	YDS	LG	TD	PD	FF	FR
2013	NEW ORLEANS	2	0	5	5	0	1.0	0.0	0	0	0	0	0	0	0
2016	SEATTLE	1	0	1	1	0	0.0	0.0	0	0	0	0	0	0	0
2020	CHICAGO	1	0	1	1	0	0.0	0.0	0	0	0	0	0	0	1
PLAYOFF TOTALS		4	0	7	7	0	1.0	0.0	0	0	0	0	0	0	1

SINGLE-GAME CAREER HIGHS

Tackles:	9	vs. Tennessee, 11/8/15
Sacks:	1	Twice, last: vs. New England, 9/15/19
Passes Defensed:	1	3 times, last: at Minnesota, 12/20/20
Forced Fumbles:	1	at Atlanta, 1/3/16
Fumble Recoveries:	1	Twice, last: at New Orleans, 1/10/21 (NFC Wild Card)



NFL CAREER

TRANSACTIONS:

- 3rd-round pick (70th overall) by Miami in the 2020 NFL Draft.

CAREER HIGHLIGHTS:

- Played in 27 career games with 13 starts.
- 110 tackles (71 solo), 4 sacks, 1 pass defended, 2 forced fumbles and 2 fumble recoveries.
- 6 special teams tackles (4 solo).
- His 59 tackles in 2020 were tied for 11th by all NFL rookies.

2021 (MIAMI):

- Played in 11 games with 9 starts.
- Inactive for 1 game.
- 51 tackles (31 solo), 3 sacks, 1 forced fumble and 2 fumble recoveries.
- 3 solo special teams tackles.

VS. BUFFALO (9/19): 6 tackles (5 solo) and 1 fumble recovery.

- Recovered a RB Zack Moss fumble forced by LB Jerome Baker in the 1st quarter.

AT LAS VEGAS (9/26): 6 tackles (4 solo) and 2 sacks.

- Sacked QB Derek Carr for a loss of 7 yards on 3rd-and-4 in the 2nd quarter.
- Sacked QB Derek Carr for a loss of 15 yards on 3rd-and-11 in the 4th quarter.

VS. HOUSTON (11/7): 6 tackles (3 solo) and 1 fumble recovery.

- Recovered a TE Jordan Akins fumble forced by S Eric Rowe in the 4th quarter.

AT N.Y. JETS (11/21): 6 tackles (2 solo), 1 sack and 1 forced fumble.

- Strip-sacked QB Joe Flacco in the 2nd quarter and the fumble was recovered by DT Christian Wilkins and returned for 9 yards.

2020 (MIAMI):

- Played in all 16 games with 4 starts.
- 59 tackles (40 solo), 1 sack, 1 pass defended and 1 forced fumble.
- 3 special teams tackles (1 solo).
- His 59 tackles were tied for 11th among all NFL rookies.

AT NEW ENGLAND (9/13): 9 tackles (7 solo).

- Made his NFL debut.

AT N.Y. JETS (11/29): 3 tackles (2 solo) and 1 sack.

- Sacked QB Sam Darnold on 3rd-and-3 for a loss of 9 yards in the 1st quarter.
- It was his 1st career sack.

VS. NEW ENGLAND (12/20): 6 tackles (4 solo) and 1 forced fumble.

- Forced a QB Cam Newton fumble on 3rd-and-8 in the 2nd quarter.

BEFORE THE NFL

COLLEGE (TEXAS):

- 4-year letterman (2016-19) and 3-year starter.

CAREER: Played in 46 games with 35 starts; 233 tackles (175 solo), 1 sack, 4 interceptions, 11 passes defended, 2 forced fumbles and 3 fumble recoveries; 2 blocked punts; 3 kickoff returns for 55 yards (18.3 avg.); 14 punt returns for 161 yards (11.5 avg.).

SENIOR (2019): Started 12 games; 86 tackles (64 solo), 1 sack, 2 interceptions, 6 passes defended, 1 forced fumble and 1 fumble recovery; 6 punt returns for 63 yards (10.5 avg.).

- Voted a team captain.

JUNIOR (2018): Started 10 games; 70 tackles (48 solo), 2 interceptions, 3 passes defended and 2 fumble recoveries; 6 punt returns for 65 yards (10.8 avg.).

- Honorable mention All-Big 12.

SOPHOMORE (2017): Started 12 games; 61 tackles (51 solo), 2 passes defended and 1 forced fumble; 1 kickoff return for 11 yards.

TRUE FRESHMAN (2016): Played all 12 games with 1 start; 16 tackles (12 solo); 2 blocked punts; 2 kickoff returns for 44 yards (22.0 avg.); 2 punt returns for 33 yards (16.5 avg.).

HIGH SCHOOL (NACOGDOCHES HS – NACOGDOCHES, TEXAS)

- Played on offense, defense and special teams.
- Also ran track and placed 3rd in the state championships as the anchor on the 4x200m team.

SENIOR (2015): 124 tackles and 2 interceptions; 8 TDs on offense and special teams.

- All-American.
- Texas Defensive Player of the Year.
- 1st-team all-state.
- All-district.

JUNIOR (2014): 30 tackles and 2 forced fumbles.
SOPHOMORE (2013): 95 tackles, 5 interceptions and 13 passes defended; 1 interception return for a TD.

- Honorable mention all-state.
- 1st-team all-district at defensive back and return specialist.

OFF THE FIELD

PERSONAL:

- **MAJOR:** Sport management.

BRANDON JONES' NFL REGULAR SEASON STATS															
YEAR	TEAM	GP	GS	TACKLES					INTERCEPTIONS					FUMBLES	
				TOT	SOLO	ASST	SK	YDS	INT	YDS	LG	TD	PD	FF	FR
2020	MIAMI	16	4	59	40	19	1.0	9.0	0	0	0	0	1	1	0
2021	MIAMI	11	9	51	31	20	3.0	28.0	0	0	0	0	0	1	2
NFL TOTALS		27	13	110	71	39	4.0	37.0	0	0	0	0	1	2	2

ADDITIONAL STATS

Special Teams Tackles: 3 in 2020, 3 in 2021 for total of 6.

SINGLE-GAME CAREER HIGHS

Tackles:

9

at New England, 9/13/20

Sacks:

2

at Las Vegas, 9/26/21

Passes Defended:

1

vs. N.Y. Jets, 10/18/20

Forced Fumbles:

1

Twice, last: at N.Y. Jets, 11/21/21

Fumble Recoveries:

1

Twice, last: vs. Houston, 11/7/21



24

BYRON JONES

CORNERBACK // 6-1 // 194 // CONNECTICUT '15

ACQUIRED: UFA, '20 (DAL.)

HOMETOWN: NEW BRITAIN, CONN. // BORN: 9/26/92

NFL: SEVENTH SEASON // DOLPHINS: SECOND SEASON



2018 PRO BOWL

NFL CAREER

TRANSACTIONS:

- Signed by Miami as an unrestricted free agent from Dallas on March 21, 2020.
- 1st-round pick (27th overall) by Dallas in the 2015 NFL Draft.

CAREER HONORS:

- 2020 Walter Payton Man of the Year Nominee.
- No. 97 on the NFL Network Top 100 list in 2019.
- 2018 Pro Bowl selection.
- 2018 2nd-team All-Pro.

CAREER HIGHLIGHTS:

- Played in 104 career games with 98 starts.
- 409 tackles (316 solo), 4 interceptions, 55 passes defended and 5 forced fumbles; 1 interception return for a TD.
- 21 special teams tackles (17 solo).

2021 (MIAMI):

- Started 11 games.
- Inactive for 1 game.
- 46 tackles (37 solo), 8 passes defended and 1 forced fumble.

AT NEW ENGLAND (9/12): 6 tackles (5 solo), 1 pass defended and 1 forced fumble.

- Forced a TE Jonnu Smith fumble in the 2nd quarter.

VS. HOUSTON (11/7): 6 tackles (5 solo) and 1 pass defended.

VS. BALTIMORE (11/11): 9 tackles (7 solo).

2020 (MIAMI):

- Started 14 games.
- Inactive for 2 games.
- 37 tackles (28 solo), 2 interceptions, 4 passes defended and 1 forced fumble.
- Member of the team's Social Impact Committee.

VS. L.A. CHARGERS (11/15): 3 solo tackles and 1 pass defended.

VS. KANSAS CITY (12/13): 3 tackles (2 solo), 1 interception, 1 pass defended and 1 forced fumble.

- Intercepted QB Patrick Mahomes in the 1st quarter.
- Forced a WR Mecole Hardman fumble in the 3rd

quarter that was recovered by LB Kamu Grugier-Hill.

AT BUFFALO (1/3): 6 solo tackles, 1 interception and 1 pass defended.

- Intercepted QB Josh Allen in the 1st quarter.

HONORS:

- Walter Payton Man of the Year Nominee.
- Won the Nat Moore Community Service Award as part of the team's Social Impact Committee.

2019 (DALLAS):

- Played in 15 games with 14 starts at cornerback.
- Inactive for 1 game.
- 44 tackles (35 solo), 6 passes defended and 1 forced fumble.
- 2 solo special teams tackles.

AT WASHINGTON (9/15): 8 solo tackles and 1 pass defended.

VS. PHILADELPHIA (10/20): 2 tackles (1 solo), 1 pass defended and 1 forced fumble.

- Forced a RB Boston Scott fumble in the 4th quarter.

AT CHICAGO (12/5): 6 solo tackles.

HONORS:

- No. 97 on the NFL Network Top 100 list.

2018 (DALLAS):

- Started all 16 games at cornerback.
- 65 tackles (54 solo) and 14 passes defended.
- 2 solo special teams tackles.

AT HOUSTON (10/7): 10 tackles (8 solo) and 2 passes defended.

AT ATLANTA (11/18): 7 tackles (5 solo) and 1 pass defended.

VS. TAMPA BAY (12/23): 7 solo tackles and 1 pass defended.

POSTSEASON:

NFC WILD CARD VS. SEATTLE (1/5): 4 tackles (2 solo).

NFC DIVISIONAL AT L.A. RAMS (1/12): 4 solo tackles and 1 pass defended.

PRO BOWL:

- Earned his 1st Pro Bowl selection.

HONORS:

- 2nd-team All-Pro cornerback.

2017 (DALLAS):

- Started all 16 games at safety.

- 71 tackles (48 solo), 1 interception, 5 passes defended and 1 forced fumble; 1 interception return for a TD.
 - 9 special teams tackles (7 solo).
- AT ARIZONA (9/25):** 5 tackles (3 solo) and 2 passes defended.
- AT WASHINGTON (10/29):** 4 tackles (1 solo), 1 interception and 1 pass defended; 1 interception return for a TD.
- Intercepted QB Kirk Cousins and returned it 21 yards for a TD in the 4th quarter.
- AT PHILADELPHIA (12/31):** 5 solo tackles and 1 forced fumble.
- Forced a WR Marcus Johnson fumble in the 4th quarter.

2016 (DALLAS):

- Started all 16 games at safety.
 - 81 tackles (67 solo), 1 interception, 10 passes defended and 1 forced fumble.
 - 7 special teams tackles (6 solo).
- AT PITTSBURGH (11/13):** 12 tackles (11 solo).
- VS. WASHINGTON (11/24):** 7 solo tackles and 2 passes defended.
- VS. TAMPA BAY (12/18):** 7 tackles (4 solo), 1 interception and 2 passes defended.
- Intercepted a QB Jameis Winston pass intended for WR Mike Evans for a 7-yard return in the 2nd quarter.

POSTSEASON:

NFC DIVISIONAL VS. GREEN BAY (1/15): 5 solo tackles and 2 passes defended.

2015 (DALLAS):

- Played in all 16 games with 11 starts at safety.
 - 65 tackles (47 solo) and 9 passes defended.
 - 1 assisted special teams tackle.
- AT N.Y. GIANTS (10/25):** 7 tackles (6 solo).
- Made his NFL debut.
- VS. PHILADELPHIA (11/8):** 5 solo tackles and 2 passes defended.
- VS. N.Y. JETS (12/19):** 6 solo tackles.

BEFORE THE NFL

COLLEGE (CONNECTICUT):

- 4-year starter (2011-14).

CAREER: Played in 43 games with 38 starts; 222 tackles (130 solo), 8 interceptions, 26 passes defended and 1 fumble recovery; 1 fumble recovery TD; 1 blocked punt for a TD.

SENIOR (2014): Started 7 games at cornerback; 24 tackles (16 solo), 2 interceptions and 6 passes defended; 1 interception return for a TD.

JUNIOR (2013): Played in all 12 games with 11 starts at cornerback; 60 tackles (42 solo), 3 interceptions and 11 passes defended.

SOPHOMORE (2012): Started all 12 games at safety; 87 tackles (39 solo), 1 interception and 3 passes defended.

- His 87 tackles ranked 3rd on the team.

REDSHIRT FRESHMAN (2011): Played in all 12 games with 8 starts at safety; 51 tackles (33 solo), 2 interceptions, 6 passes defended and 1 fumble recovery; 1 fumble recovery TD; 1 blocked punt for a TD.

- Redshirted in 2010.

HIGH SCHOOL (ST. PAUL CATHOLIC HS – BRISTOL, CONN.)

- Played on both defense and special teams.
- Also played basketball and ran track.

SENIOR (2009):

- All-state.
- 1st-team All-Naugatuck Valley
- Served as a team captain.

OFF THE FIELD

COMMUNITY:

- In 2020, helped establish the Social Impact Committee to make a difference in civic engagement, education and economic empowerment.

PERSONAL:

- Interned for Connecticut State Rep. Joe Aresimowicz and former U.S. Rep. Elizabeth Esty in the summer of 2013.
- **MAJOR:** Economics.

BYRON JONES' NFL REGULAR SEASON STATS

YEAR	TEAM	GP	GS	TACKLES					INTERCEPTIONS					FUMBLES	
				TOT	SOLO	ASST	SK	YDS	INT	YDS	LG	TD	PD	FF	FR
2015	DALLAS	16	11	65	47	18	0.0	0.0	0	0	0	0	9	0	0
2016	DALLAS	16	16	81	67	14	0.0	0.0	1	7	7	0	10	1	0
2017	DALLAS	16	16	71	48	23	0.0	0.0	1	21	21	1	5	1	0
2018	DALLAS	16	16	65	54	11	0.0	0.0	0	0	0	0	14	0	0
2019	DALLAS	15	14	44	35	9	0.0	0.0	0	0	0	0	6	1	0
2020	MIAMI	14	14	37	28	9	0.0	0.0	2	15	15	0	4	1	0
2021	MIAMI	11	11	46	37	9	0.0	0.0	0	0	0	0	8	1	0
NFL TOTALS		104	98	409	316	93	0.0	0.0	4	43	7	1	55	5	0

BYRON JONES' NFL PLAYOFF STATS

YEAR	TEAM	GP	GS	TACKLES					INTERCEPTIONS					FUMBLES	
				TOT	SOLO	ASST	SK	YDS	INT	YDS	LG	TD	PD	FF	FR
2016	DALLAS	1	1	5	5	0	0.0	0.0	0	0	0	0	2	0	0
2018	DALLAS	2	2	8	6	2	0.0	0.0	0	0	0	0	1	0	0
PLAYOFF TOTALS		3	3	13	11	2	0.0	0.0	0	0	0	0	3	0	0


ADDITIONAL STATS

Defensive Touchdowns: 21-yard interception return at Washington (10/29/17).

Special Teams Tackles: 1 in 2015, 7 in 2016, 9 in 2017, 2 in 2018, 2 in 2019 for total of 21.

SINGLE-GAME CAREER HIGHS

Tackles:	12	at Pittsburgh, 11/13/16
Interceptions:	1	3 times, last: at Buffalo, 1/3/21
Passes Defensed:	3	vs. Jacksonville, 10/14/18
Forced Fumbles:	1	5 times, last: at New England, 9/12/21



65

ROBERT JONES

GUARD // 6-4 // 322 // MIDDLE TENNESSEE ST. '21

ACQUIRED: FA, '21

HOMETOWN: CHICAGO, ILL. // BORN: 1/28/99

NFL: ROOKIE SEASON // DOLPHINS: ROOKIE SEASON

NFL CAREER

TRANSACTIONS:

- Signed by Miami as an undrafted college free agent on May 13, 2021.

CAREER HIGHLIGHTS:

- Played in 5 career games.

2021 (MIAMI):

- Played in 5 games.
- Dressed but did not play in 7 games.

VS. BUFFALO (9/19): Contributed as a reserve offensive lineman.

- Made his NFL debut.

VS. HOUSTON (11/7): Contributed on special teams.

VS. BALTIMORE (11/11): Contributed on special teams.

BEFORE THE NFL

COLLEGE (MIDDLE TENNESSEE STATE):

- 2-year starter (2019-20).

- Transferred from Highland (Kansas) Community College following his sophomore season in 2018.

CAREER (AT MIDDLE TENNESSEE STATE): Played in 20 games with 18 starts at right tackle.

SENIOR (2020 AT MIDDLE TENNESSEE STATE):

Played in 8 games with 7 starts at right tackle;

- Honorable mention All-Conference USA

JUNIOR (2019 AT MIDDLE TENNESSEE STATE):

Played in all 12 games with 11 starts at right tackle.

- Honorable mention All-Conference USA.

SOPHOMORE (2018 AT HIGHLAND CC): Started all 10 games at left guard.

- Honorable mention all-conference.

TRUE FRESHMAN (2017 AT HIGHLAND CC):

Played in 8 games with 3 starts on the offensive line.

HIGH SCHOOL (ROCKFORD EAST HS – ROCKFORD, ILL.)

- Also played defensive line.

OFF THE FIELD

PERSONAL:

- MAJOR:** Integrated studies.

ROBERT JONES' NFL REGULAR SEASON STATS

GAMES/STARTS: 2021: 5/0

NFL TOTALS: 5/0



66

SOLOMON KINDLEY

GUARD // 6-4 // 335 // GEORGIA '20

ACQUIRED: D4, '20

HOMETOWN: JACKSONVILLE, FLA. // BORN: 7/31/97

NFL: SECOND SEASON // DOLPHINS: SECOND SEASON

NFL CAREER

TRANSACTIONS:

- 4th-round pick (111th overall) by Miami in the 2020 NFL Draft.

CAREER HIGHLIGHTS:

- Played in 25 career games with 15 starts – 10 at right guard, 4 at left guard and 1 as an extra offensive lineman.

2021 (MIAMI):

- Played in 12 games with 2 starts at left guard.

AT NEW ENGLAND (9/12): Started at left guard.

VS. BUFFALO (9/19): Started at left guard.

2020 (MIAMI):

- Started 13 games – 10 at right guard, 2 at left guard and 1 as an extra offensive lineman.
- Inactive for 2 games.
- Dressed but did not play in 1 game.

AT NEW ENGLAND (9/13): Started at right guard.

- Made his NFL debut.
- Joined Austin Jackson as the 1st Dolphins rookie duo to start a season opener on the offensive line since 2008 (Jake Long and Donald Thomas).

VS. CINCINNATI (12/6): Started at left guard.

- Protected QB Tua Tagovailoa and did not allow a sack.
- It was the 1st time the Dolphins did not allow a sack in multiple games in the same season since 2017.

VS. NEW ENGLAND (12/20): Started at left guard.

- Helped the team rush for 250 yards, which was Miami's most since Dec. 24, 2016 at Buffalo and the most allowed by New England since Nov. 24, 2013.

BEFORE THE NFL

COLLEGE (GEORGIA):

- 4-year letterman (2016-19) and 3-year starter.

CAREER: Played in 43 games with 32 starts – 25 at left guard and 7 at right guard.

JUNIOR (2019): Played in 13 games with 11 starts at left guard.

SOPHOMORE (2018): Started all 14 games at left guard.

REDSHIRT FRESHMAN (2017): Played in all 15 games with 7 starts at right guard.

- Freshman All-SEC.
- Awarded a redshirt for 2016 season.

TRUE FRESHMAN (2016): Played in 1 game.

HIGH SCHOOL (WILLIAM RAINES SENIOR HS – JACKSONVILLE, FLA.)

- Also swam and played basketball.

SENIOR (2015):

- 2nd-team all-state.

OFF THE FIELD

COMMUNITY:

- In 2021, partnered with the Progressive Firefighters Association to host a camp where he taught local youth how to swim.

PERSONAL:

- **MAJOR:** Sport management.

SOLOMON KINDLEY'S NFL REGULAR SEASON STATS

GAMES/STARTS: 2020: 13/13, 2021: 12/2

NFL TOTALS: 25/15



NFL CAREER

TRANSACTIONS:

- Signed to Miami's active roster on Oct. 30, 2021.
- Signed to Miami's practice squad on Sept. 1, 2021.
- Waived by Miami on Aug. 31, 2021.
- Signed by Miami as an undrafted college free agent on May 9, 2019.

CAREER HIGHLIGHTS:

- Played in 36 career games with 4 starts.
- 76 carries for 244 yards (3.2 avg.) and 1 TD.
- 36 receptions for 289 yards (8.0 avg.).
- 7 special teams tackles (6 solo).
- His 204 receiving yards in 2019 were the 2nd-most by any rookie running back in the NFL that season:

NFL RECEIVING LEADERS (2019 ROOKIE RUNNING BACKS)				
PLAYER	TEAM	REC	YDS	AVG
1. Miles Sanders	Phil.	50	509	10.2
2. PATRICK LAIRD	MIA.	23	204	8.9
3. Devin Singletary	Buf.	29	194	6.7
4. David Montgomery	Chi.	25	185	7.4
5. Josh Jacobs	Oak.	20	166	8.3

- His 204 receiving yards from Week 10 through the end of the season were tied for 12th in the NFL among all running backs.

2021 (MIAMI):

- Played in 5 games.
- Signed to Miami's active roster on Oct. 30.
- Spent 7 games on Miami's practice squad.
- 1 carry for 4 yards.
- 3 receptions for 17 yards (5.7 avg.).

AT BUFFALO (10/31): 1 reception for 10 yards.

VS. BALTIMORE (11/11): 1 reception for 2 yards.

AT N.Y. JETS (11/21): 1 carry for 4 yards; 1 reception for 5 yards.

2020 (MIAMI):

- Played in all 16 games.
- 13 carries for 72 yards (5.5 avg.).
- 10 receptions for 68 yards (6.8 avg.).
- 1 solo special teams tackle.
- Member of the team's Social Impact Committee.

VS. L.A. CHARGERS (11/15): 2 carries for 19 yards (9.5 avg.); 1 solo special teams tackle.

VS. CINCINNATI (12/6): 3 carries for 6 yards (2.0 avg.); 2 receptions for 16 yards (8.0 avg.).

VS. NEW ENGLAND (12/20): 2 carries for 20 yards (10.0 avg.); 2 receptions for 12 yards (6.0 avg.).

HONORS:

- Won the Nat Moore Community Service Award as part of the team's Social Impact Committee.

2019 (MIAMI):

- Played in 15 games with 4 starts.
- Inactive for 1 game.
- 62 carries for 168 yards (2.7 avg.) and 1 TD; 23 receptions for 204 yards (8.9 avg.).
- 6 special teams tackles (5 solo).

- His 204 receiving yards were the 2nd-most by any rookie running back in the NFL.

- His 204 receiving yards from Week 10 through the end of the season were tied for 12th in the NFL among all running backs.

VS. PHILADELPHIA (12/1): 10 carries for 5 yards (0.5 avg.) and 1 TD; 4 receptions for 43 yards (10.8 avg.).

- Ran for a 4-yard TD and then caught a 2-point conversion pass from QB Ryan Fitzpatrick to give Miami a 34-28 in the 4th quarter.
- It was his first career TD.

AT N.Y. JETS (12/8): 15 carries for 48 yards (3.2 avg.); 4 receptions for 38 yards (9.5 avg.).

- Made his 1st career start.

AT N.Y. GIANTS (12/15): 12 carries for 46 yards (3.8 avg.); 2 receptions for 8 yards (4.0 avg.); 1 solo special teams tackle.

BEFORE THE NFL

COLLEGE (CALIFORNIA):

- 4-year letterman (2014; 2016-18) and 2-year starter.

CAREER: Played in 41 games with 21 starts; 425 carries for 2,153 yards (5.1 avg.) and 14 TDs; 99 receptions for 608 yards (6.1 avg.) and 5 TDs; 2-of-2 passing (100 pct.) for 25 yards.

SENIOR (2018): Started all 13 games; 223 carries for 961 yards (4.3 avg.) and 5 TDs; 51 receptions for 288 yards (5.7 avg.) and 4 TDs; 2-of-2 passing (100 pct.) for 25 yards.

- Finalist for the Burlsworth Trophy (nation's best former walk-on).

- His 51 receptions were the most in school history by a running back.
- Voted a team captain.

JUNIOR (2017): Played in 11 games with 8 starts; 191 carries for 1,127 yards (5.9 avg.) and 8 TDs; 45 receptions for 322 yards (7.2 avg.) and 1 TD.

- Honorable mention All-Pac-12.
- His 5.9 yards per carry ranked 6th in the Pac-12 (min. 100 attempts).
- His 1,127 rushing yards ranked 8th in the Pac-12.

REDSHIRT SOPHOMORE (2016): Played in all 12 games; 8 carries for 59 yards (7.4 avg.) and 1 TD; 3 receptions for -2 yards (-0.7 avg.).

- Redshirted in 2015.

TRUE FRESHMAN (2014): Played in 5 games; 3 carries for 6 yards (2.0 avg.).

HIGH SCHOOL (MISSION COLLEGE PREP HS - SAN LUIS OBISPO, CALIF.)

- Played running back and defensive back.
- Also lettered in basketball.

CAREER: 547 carries for 4,551 yards (8.3 avg.) and 50 TDs; 47 receptions for 734 yards (15.6 avg.) and 11 TDs; 77 tackles, 2 sacks, 5 interceptions, 12 passes defended and 1 fumble recovery; 16 kickoff returns for 483 yards (30.2 avg.); 11 punt returns for 142 yards (12.9 avg.); 1 blocked punt.

SENIOR (2013): 408 carries for 3,117 yards (7.6 avg.) and 32 TDs; 7 receptions for 67 yards (9.6 avg.)

and 2 TDs.

JUNIOR (2012): 77 carries for 970 yards (12.6 avg.) and 13 TDs; 27 receptions for 506 yards (18.7 avg.) and 7 TDs; 51 tackles, 2 sacks, 1 interception and 6 passes defended; 4 kickoff returns for 65 yards (16.3 avg.); 2 punt returns for 31 yards (15.5 avg.).

SOPHOMORE (2011): 62 carries for 464 yards (7.5 avg.); 13 receptions for 161 yards (12.4 avg.) and 2 TDs; 26 tackles, 2 interceptions, 3 passes defended and 1 fumble recovery; 8 kickoff returns for 227 yards (28.4 avg.); 3 punt returns for 45 yards (15.0 avg.); 1 blocked punt.

OFF THE FIELD

COMMUNITY:

- In 2020, helped establish the Social Impact Committee to make a difference in civic engagement, education and economic empowerment.
- In 2020, hosted the 3rd annual Patrick Laird Summer Reading Challenge to encourage kids to read.
- In 2019, collaborated with fellow Dolphins rookies and Neighbors4Neighbors to sponsor four South Florida families with holiday gifts and game tickets.
- Volunteered with Big Brothers Big Sisters of Miami for the Dolphins Kids Cook-Off at Publix and Top Golf event through Football Unites.

PATRICK LAIRD'S NFL REGULAR SEASON STATS

YEAR	TEAM	GP	GS	RUSHING					RECEIVING				
				ATT	YDS	AVG	LG	TD	REC	YDS	AVG	LG	TD
2019	MIAMI	15	4	62	168	2.7	18	1	23	204	8.9	21	0
2020	MIAMI	16	0	13	72	5.5	17	0	10	68	6.8	17	0
2021	MIAMI	5	0	1	4	4.0	4	0	3	17	5.7	10	0
NFL TOTALS		36	4	76	244	3.2	18	1	36	289	8.0	21	0

ADDITIONAL STATS

Special Teams Tackles: 6 in 2019, 1 in 2020 for total of 7.

2019 GAME-BY-GAME STATS (MIAMI)

DATE	OPPONENT	P/S	ATT	YDS	AVG	LG	TD
09/08	BALTIMORE		INACTIVE				
09/15	NEW ENGLAND	1/0	0	0	0.0	0	0
09/22	Dallas	1/0	0	0	0.0	0	0
09/29	L.A. CHARGERS	1/0	0	0	0.0	0	0
10/13	WASHINGTON	1/0	0	0	0.0	0	0
10/20	at Buffalo	1/0	0	0	0.0	0	0
10/28	at Pittsburgh	1/0	0	0	0.0	0	0
11/03	N.Y. JETS	1/0	0	0	0.0	0	0
11/10	at Indianapolis	1/0	2	4	2.0	3	0
11/17	BUFFALO	1/0	1	7	7.0	7	0
11/24	at Cleveland	1/0	3	20	6.7	13	0
12/01	PHILADELPHIA	1/0	10	5	0.5	4t	1
12/08	at N.Y. Jets	1/1	15	48	3.2	16	0
12/15	at N.Y. Giants	1/1	12	46	3.8	18	0
12/22	CINCINNATI	1/1	8	17	2.1	7	0
12/29	at New England	1/1	11	21	1.9	4	0
2019 TOTALS		15/4	62	168	2.7	18	1

2020 GAME-BY-GAME STATS (MIAMI)

DATE	OPPONENT	P/S	ATT	YDS	AVG	LG	TD
09/13	at New England	1/0	0	0	0.0	0	0
09/20	BUFFALO	1/0	0	0	0.0	0	0
09/24	at Jacksonville	1/0	0	0	0.0	0	0
10/04	SEATTLE	1/0	0	0	0.0	0	0
10/11	at San Francisco	1/0	0	0	0.0	0	0
10/18	N.Y. JETS	1/0	0	0	0.0	0	0
11/01	L.A. RAMS	1/0	0	0	0.0	0	0
11/08	at Arizona	1/0	1	-1	-1.0	-1	0
11/15	N.Y. JETS	1/0	2	19	9.5	17	0
11/22	at Denver	1/0	0	0	0.0	0	0
11/29	at N.Y. Jets	1/0	1	9	9.0	9	0
12/06	CINCINNATI	1/0	3	6	2.0	4	0
12/13	KANSAS CITY	1/0	4	19	4.8	9	0
12/20	NEW ENGLAND	1/0	2	20	10.0	12	0
12/26	at Las Vegas	1/0	0	0	0.0	0	0
01/03	at Buffalo	1/0	0	0	0.0	0	0
2020 TOTALS		16/0	13	72	5.5	17	0

2021 GAME-BY-GAME STATS (MIAMI)

DATE	OPPONENT	P/S	ATT	YDS	AVG	LG	TD
09/12	at New England		PRACTICE SQUAD				
09/19	BUFFALO		PRACTICE SQUAD				
09/26	at Las Vegas		PRACTICE SQUAD				
10/03	INDIANAPOLIS		PRACTICE SQUAD				
10/10	at Tampa Bay		PRACTICE SQUAD				
10/17	at Jacksonville		PRACTICE SQUAD				
10/24	ATLANTA		PRACTICE SQUAD				
10/31	at Buffalo	1/0	0	0	0.0	-	0
11/07	HOUSTON	1/0	0	0	0.0	-	0
11/11	BALTIMORE	1/0	0	0	0.0	-	0
11/21	at N.Y. Jets	1/0	1	4	4.0	4	0
11/28	CAROLINA	1/0	0	0	0.0	-	0
12/05	N.Y. GIANTS						
12/19	N.Y. JETS						
12/27	at New Orleans						
01/02	at Tennessee						
01/09	NEW ENGLAND						
2021 TOTALS		5/0	1	4	4.0	4	0



31

PHILLIP LINDSAY

RUNNING BACK // 5-8 // 190 // COLORADO '18
ACQUIRED: WAI., '21 (HOU.)
HOMETOWN: AURORA, COLO. // BORN: 7/24/94
NFL: FOURTH SEASON // DOLPHINS: FOURTH SEASON



2018 PRO BOWL

NFL CAREER

TRANSACTIONS:

- Awarded off waivers to Miami on Nov. 24, 2021.
- Signed by Houston as an unrestricted free agent from Denver on March 30, 2021.
- Signed by Denver as an undrafted college free agent on May 1, 2018.

CAREER HIGHLIGHTS:

- 2018 Pro Bowl Selection.
- 2018 PFWA All-Rookie team.
- AFC Offensive Player of the Week (at Cincinnati, 12/2/18).
- FedEx Ground Player of the Week (at Cincinnati, 12/2/18).
- Pepsi Rookie of the Week (at Cincinnati, 12/2/18).

CAREER HIGHLIGHTS:

- Played in 53 career games with 33 starts.
- 596 carries for 2,722 yards (4.6 avg.) and 18 TD.
- 80 receptions for 502 yards (6.3 avg.) and 2 TDs.

2021 (HOUSTON/MIAMI):

- Played in 1 game with Miami.
- 12 carries for 42 yards (3.5 avg.) with Miami.
- Awarded to Miami off waivers on Nov. 24.
- Played in 10 games with 1 starts with Houston.
- 50 rushes for 130 yards (2.6 avg.) and 1 TD with Houston.
- 3 receptions for 37 yards (12.3 avg.) and 1 TD with Houston.

VS. JACKSONVILLE (9/12): 8 rushes for 25 yards (3.1 avg.) and 1 TD.

- Scored on a 5-yard rush in the 3rd quarter to extend Houston's lead to 34-7.

AT CLEVELAND (9/19): 5 rushes for 2 yards (0.4 avg.); 1 reception for 22 yards (22.0 avg.) and 1 TD.

- Caught a 22-yard TD pass from QB Tyrod Taylor in the 1st quarter to tie the game at 7-7.

AT INDIANAPOLIS (10/17): 7 rushes for 39 yards (5.6 avg.); 2 receptions for 15 yards (7.5 avg.).

2020 (DENVER):

- Played in 11 games with 8 starts.
- Inactive for 3 games.
- Missed the final 2 games of the season after

being placed on injured reserve on Dec. 26.

- 118 rushes for 502 yards (4.3 avg.) and 1 TD
- 7 receptions for 28 yards (4.0 avg.).

AT NEW ENGLAND (10/18): 23 rushes for 101 yards (4.4 avg.).

- Recorded the 6th 100-yard rushing output of his career.

VS. L.A. CHARGERS (11/1): 6 rushes for 83 yards (13.8 avg.) and 1 TD; 1 reception for 3 yards (3.0 avg.).

- Scored on a 55-yard rush in the 3rd quarter to cut the Chargers' lead to 24-10.

VS. MIAMI (11/22): 16 rushes for 82 yards (5.1 avg.).

2019 (DENVER):

- Started all 16 games
- 224 rushes for 1,011 yards (4.5 avg.) and 7 TDs.
- 35 receptions for 196 yards (5.6 avg.).

AT L.A. CHARGERS (10/6): 15 rushes for 114 yards (7.6 avg.) and 1 TD; 4 receptions for 33 yards (8.3 avg.).

- Scored on a 4-yard rush in the 1st quarter to open scoring.

VS. CLEVELAND (11/3): 9 rushes for 92 yards (10.2 avg.) and 1 TD.

- Scored on a 30-yard rush in the 3rd quarter to give Denver a 24-12 lead.

VS. DETROIT (12/22): 19 rushes for 109 yards (5.7 avg.) and 1 TD; 2 receptions for 9 yards (4.5 avg.).

- Scored on a 27-yard rush in the 4th quarter to provide the final margin of victory, 27-17.

2018 (DENVER):

- Played in 15 games with 8 starts.
- 192 rushes for 1,037 yards (5.4 avg.) and 9 TDs.
- 35 receptions for 241 yards (6.9 avg.) and 1 TD.
- Missed 1 game after being placed on injured reserve on Dec. 28.

VS. SEATTLE (9/9): 15 rushes for 71 yards (4.7 avg.); 2 receptions for 31 yards (15.5 avg.) and 1 TD.

- Caught a 29-yard TD pass from QB Case Keenum in the 1st quarter to tie the game at 7-7.

- Made NFL debut.

AT L.A. CHARGERS (11/18): 11 rushes for 79 yards (7.2 avg.) and 2 TDs; 4 receptions for 27 yards (6.8 avg.).

- Scored on a 41-yard rush in the 2nd quarter to give Denver a 7-6 lead.

- Took a direct snap 2 yards for a TD in the 4th

quarter to give Denver a 20-19 lead.

- AT CINCINNATI (12/2):** 19 rushes for 157 yards (8.3 avg.) and 2 TDs; 1 reception for 2 yards (2.0 avg.).
- Opened scoring in the 2nd quarter with a 6-yard TD rush.
 - Scored on a 65-yard TD rush to give Denver a 21-3 lead in the 3rd quarter.

PRO BOWL:

- Selected to the Pro Bowl for the 1st time in his career.
- Became the 1st undrafted offensive rookie in NFL history and 3rd Broncos rookie to earn Pro Bowl honors.

HONORS:

- PFWA All-Rookie team.
- AFC Offensive Player of the Week (at Cincinnati, 12/2).
- FedEx Ground Player of the Week (at Cincinnati, 12/2).
- Pepsi Rookie of the Week (at Cincinnati, 12/2).

BEFORE THE NFL

COLLEGE (COLORADO):

- 4-year letterman (2014-17) and 3-year starter.

CAREER: Played in all 51 games with 30 starts; 764 rushes for 3,770 yards (4.9 avg.) and 36 TDs; 116 receptions for 1,079 yards (9.3 avg.) and 3 TDs; 44 kickoff returns for 1,073 yards (24.5 avg.).

- Finished career as school's all-time leader in scrimmage yards (4,849).
- Finished career as 2nd all-time leading rusher (3,707).
- Set 24 school records and tied 2 others in his career.

SENIOR (2017): Started all 12 games; 301 rushes for 1,474 yards (4.9 avg.) and 14 TDs; 23 receptions for 257 yards (11.2 avg.) and 1 TD.

- 2nd-team All-Pac-12.
- His 1,474 rushing yards were 5th in the Pac-12.

JUNIOR (2016): Played in all 14 games with 12 starts; 244 rushes for 1,252 yards (5.1 avg.) and 16 TDs; 53 receptions for 493 yards (9.3 avg.) and 1 TD; 1 kickoff return for 74 yards.

- 2nd-team All-Pac-12.
- His 16 rushing TDs led the Pac-12.

SOPHOMORE (2015): Played in all 13 games with 6 starts; 140 rushes for 653 yards (4.7 avg.) and 6 TDs; 26 receptions for 211 yards (8.1 avg.) and 1 TD; 7 kickoff returns for 154 yards (22.0 avg.).

REDSHIRT FRESHMAN (2014): Played in all 12 games; 79 rushes for 391 yards (5.0 avg); 14 receptions for 118 yards (8.4 avg.); 36 kickoff returns for 849 yards (23.6 avg.).

- Redshirted in 2013

HIGH SCHOOL (DENVER SOUTH HS - DENVER, COLO.)

- Played running back and linebacker.
- Also lettered in basketball and track.

SENIOR (2012): 31 rushes for 299 yards (8.6 avg.) and 2 TDs; 1 reception for 18 yards (18.0 avg.); 1 punt return for 35 yards (35.0 avg.).

- All region.
- Only played 2 games due to injury.

JUNIOR (2011): 192 rushes for 1,762 yards (9.2 avg.) and 13 TDs; 10 receptions for 177 yards (17.7 avg.) and 3 TDs; 94 tackles (65 solo), 3 sacks, 1 interception, 1 pass defended and 1 forced fumble.

- 1st-team all-state.
- 1st-team all-conference.

SOPHOMORE (2010): 164 rushes for 1,261 yards (7.7 avg.) and 16 TDs; 13 receptions for 219 yards (16.8 avg.) and 4 TDs; 101 tackles (75 solo), 3 sacks and 1 interception.

- 1st-team all-conference.

FRESHMAN (2009): 158 rushes for 1,265 yards (8.0 avg.) and 13 TDs; 10 receptions for 169 yards (16.9 avg.) and 2 TDs; 78 tackles (36 solo), 4 sacks, 1 interception, 1 forced fumble and 1 fumble recovery.

- 1st-team all-conference.

OFF THE FIELD

PERSONAL:

- **MAJOR:** Communications and Sociology.

PHILLIP LINDSAY'S NFL REGULAR SEASON STATS

YEAR	TEAM	GP GS		RUSHING					RECEIVING				
				ATT	YDS	AVG	LG	TD	REC	YDS	AVG	LG	TD
2018	DENVER	15	8	192	1037	5.4	65t	9	35	241	6.9	29t	1
2019	DENVER	16	16	224	1011	4.5	40	7	35	196	5.6	36	0
2020	DENVER	11	8	118	502	4.3	55t	1	7	28	4.0	11	0
2021	HOUSTON	10	1	50	130	2.6	35	1	3	37	12.3	22t	1
	MIAMI	1	0	12	42	3.5	9	0	0	0	0.0	-	0
NFL TOTALS		53	33	596	2722	4.6	65t	18	80	502	6.3	36	2

ADDITIONAL STATS

Kickoff Returns: (Denver) 7 for 163 yards in 2018.

Punt Returns: (Denver) 3 for 23 yards in 2018.

Special Teams Tackles: (Denver) 1 in 2018.

Miscellaneous Tackles: (Denver) 1 in 2018, 1 in 2019, 1 in 2020 for total of 3.

SINGLE-GAME CAREER HIGHS

Rushes:	23	at New England, 10/18/20
Rushing Yards:	157	at Cincinnati, 12/2/18
Longest Rush:	65t	at Cincinnati, 12/2/18
Rushing TDs:	2	3 times, last: at Green Bay, 9/22/19
Receptions:	6	vs. L.A. Rams, 10/14/18
Receiving Yards:	49	at Green Bay, 9/22/19
Longest Reception:	36	at Green Bay, 9/22/19
Receiving TDs:	1	Twice, last: at Cleveland, 9/19/21

100-YARD RUSHING GAMES (6)

DATE	OPPONENT	ATT	YDS	AVG	LG	TD
9/16/18	OAKLAND	14	107	7.6	53	0
11/25/18	PITTSBURGH	14	110	7.9	32	1
12/2/18	at Cincinnati	19	157	8.3	65t	2
10/6/19	at L.A. Chargers	15	114	7.6	32	1
12/22/19	DETROIT	19	109	5.7	27t	1
10/18/20	at New England	23	101	4.4	20	0

2018 GAME-BY-GAME STATS (DENVER)

DATE	OPPONENT	P/S	ATT	YDS	AVG	LG	TD
09/09	SEATTLE	1/0	15	71	4.7	14	0
09/16	OAKLAND	1/0	14	107	7.6	53	0
09/23	at Baltimore	1/0	4	20	5.0	8	0
10/01	KANSAS CITY	1/0	12	69	5.8	19	1
10/07	at N.Y. Jets	1/0	12	61	5.1	29	0
10/14	L.A. RAMS	1/0	4	18	4.5	8	0
10/18	at Arizona	1/0	14	90	6.4	28t	1
10/28	at Kansas City	1/1	18	95	5.3	14	1
11/04	HOUSTON	1/1	17	60	3.5	22	0
11/18	at L.A. Chargers	1/1	11	79	7.2	41t	2
11/25	PITTSBURGH	1/1	14	110	7.9	32	1
12/02	at Cincinnati	1/1	19	157	8.3	65t	2
12/09	at San Francisco	1/1	14	30	2.1	5	1
12/15	CLEVELAND	1/1	14	24	1.7	11	0
12/24	at Oakland	1/1	10	46	4.6	11	0
12/30	L.A. CHARGERS		INJURED RESERVE				
2018 TOTALS		15/8	192	1037	5.4	65t	9

2019 GAME-BY-GAME STATS (DENVER)

DATE	OPPONENT	P/S	ATT	YDS	AVG	LG	TD
09/09	at Oakland	1/1	11	43	3.9	9	0
09/15	CHICAGO	1/1	13	36	2.8	9	0
09/22	at Green Bay	1/1	21	81	3.9	9	2
09/29	JACKSONVILLE	1/1	9	53	5.9	28	0
10/06	at L.A. Chargers	1/1	15	114	7.6	32	1
10/13	TENNESSEE	1/1	15	70	4.7	30	1
10/17	KANSAS CITY	1/1	11	36	3.3	9	0
10/27	at Indianapolis	1/1	14	59	4.2	11	0
11/03	CLEVELAND	1/1	9	92	10.2	40	1
11/17	at Minnesota	1/1	16	67	4.2	11	0
11/24	at Buffalo	1/1	13	57	4.4	16	0
12/01	L.A. CHARGERS	1/1	17	58	3.4	15	0
12/08	at Houston	1/1	16	51	3.2	8	1
12/15	at Kansas City	1/1	7	32	4.6	13	0
12/22	DETROIT	1/1	19	109	5.7	27t	1
12/29	OAKLAND	1/1	18	53	2.9	8	0
2019 TOTALS		16/16	224	1011	4.5	40	7

2020 GAME-BY-GAME STATS (DENVER)

DATE	OPPONENT	P/S	ATT	YDS	AVG	LG	TD
09/14	TENNESSEE	1/1	7	24	3.4	10	0
09/20	at Pittsburgh		INACTIVE				
09/27	TAMPA BAY		INACTIVE				
10/01	at N.Y. Jets		INACTIVE				
10/18	at New England	1/1	23	101	4.4	20	0
10/25	KANSAS CITY	1/1	9	79	8.8	20	0
11/01	L.A. CHARGERS	1/0	6	83	13.8	55t	1
11/08	at Atlanta	1/1	8	23	2.9	6	0
11/15	at Las Vegas	1/0	4	2	0.5	4	0
11/22	MIAMI	1/1	16	82	5.1	20	0
11/29	NEW ORLEANS	1/1	9	20	2.2	13	0
12/06	at Kansas City	1/1	14	26	1.9	4	0
12/13	at Carolina	1/0	11	24	2.2	9	0
12/19	BUFFALO	1/1	11	38	3.5	10	0
12/27	at L.A. Chargers		INJURED RESERVE				
01/03	at New England		INJURED RESERVE				
2020 TOTALS		11/8	118	502	4.3	55t	1

2021 GAME-BY-GAME STATS (HOUSTON/MIAMI)

DATE	OPPONENT	P/S	ATT	YDS	AVG	LG	TD
09/12	JACKSONVILLE	1/0	8	25	3.1	8	1
09/19	at Cleveland	1/0	5	2	0.4	5	0
09/23	CAROLINA	1/0	7	5	0.7	3	0
10/03	at Buffalo	1/0	4	-1	-0.3	2	0
10/10	NEW ENGLAND	1/0	5	19	3.8	10	0
10/17	at Indianapolis	1/0	7	39	5.6	35	0
10/24	at Arizona	1/0	2	8	4.0	4	0
10/31	L.A. RAMS	1/0	3	8	2.7	5	0
11/07	at Miami	1/1	8	28	3.5	9	0
11/21	at Tennessee	1/0	1	-3	-3.0	-3	0
HOUSTON TOTALS		10/1	50	130	2.6	35	1
11/28	CAROLINA	1/0	12	42	3.5	9	0
12/05	N.Y. GIANTS						
12/19	N.Y. JETS						
12/27	at New Orleans						
01/02	at Tennessee						
01/09	NEW ENGLAND						
MIAMI TOTALS		1/0	12	42	3.5	9	0
2021 TOTALS		11/1	62	172	2.8	35	1



84

HUNTER LONG

TIGHT END // 6-5 // 254 // BOSTON COLLEGE '21

ACQUIRED: D3, '21

HOMETOWN: EXETER, N.H. // BORN: 8/19/98

NFL: ROOKIE SEASON // DOLPHINS: ROOKIE SEASON

NFL CAREER

TRANSACTIONS:

- 3rd-round pick (81st overall) by Miami in the 2021 NFL Draft.

CAREER HIGHLIGHTS:

- Played in 4 career games with 1 start.

2021 (MIAMI):

- Played in 4 games with 1 start.
- Inactive for 8 games.

AT NEW ENGLAND (9/12): Started at tight end and contributed on 18 offensive snaps.

- Made his NFL debut.

AT LAS VEGAS (9/26): Played but did not record any stats.

VS. CAROLINA (11/28): Played but did not record any stats.

BEFORE THE NFL

COLLEGE (BOSTON COLLEGE):

- 3-year letterman (2018-20) and 1-year starter.

CAREER: Played in 36 games with 14 starts; 89 receptions for 1,297 yards (14.6 avg.) and 9 TDs.

JUNIOR (2020): Started all 11 games; 57 receptions for 685 yards (12.0 avg.) and 5 TDs.

- 2nd-team All-American.
- 1st-team All-ACC.
- His 57 receptions led FBS tight ends and were 2nd in school history.

- His 685 receiving yards ranked 2nd among FBS tight ends.

SOPHOMORE (2019): Played in all 13 games with 3 starts; 28 receptions for 509 yards (18.2 avg.) and 2 TDs.

- 3rd-team All-ACC.

REDSHIRT FRESHMAN (2018): Played in all 12 games; 4 receptions for 103 yards (25.8 avg.) and 2 TDs.

- Redshirted in 2017.

HIGH SCHOOL (DEERFIELD ACADEMY – DEERFIELD, MASS.)

- Attended Deerfield Academy following high school graduation from Exeter HS (N.H.).
- Also played on the defensive line.

POSTGRADUATE (2016 AT DEERFIELD ACADEMY):

- 2nd-team All-Central New England.

SENIOR (2015 AT EXETER HS): 30 receptions for 508 yards (16.9 avg.) and 7 TDs; 2 TDs on special teams.

- 2nd-team all-state.
- 2nd-team
- All-conference.

OFF THE FIELD

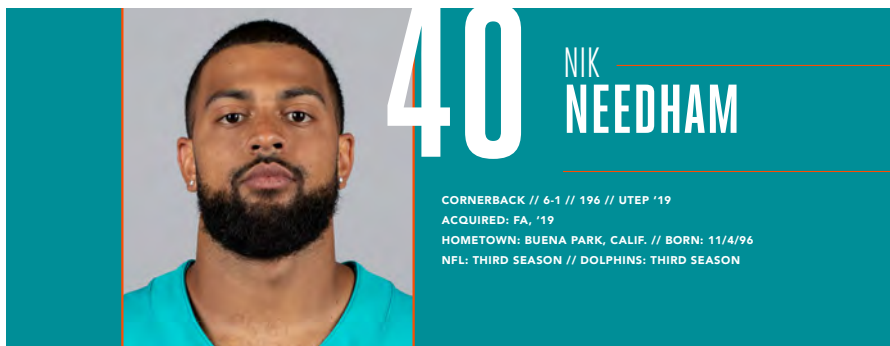
PERSONAL:

- **MAJOR:** Computer science.

HUNTER LONG'S NFL REGULAR SEASON STATS													
YEAR	TEAM	GP	GS	RECEIVING					RUSHING				
				REC	YDS	AVG	LG	TD	ATT	YDS	AVG	LG	TD
2021	MIAMI	4	1	0	0	0.0	0	0	0	0	0.0	0	0
	NFL TOTALS	4	1	0	0	0.0	0	0	0	0	0.0	0	0

2021 GAME-BY-GAME STATS (MIAMI)

DATE	OPPONENT	P/S	REC	YDS	AVG	LG	TD
09/12	at New England	1/1	0	0	0.0	-	0
09/19	BUFFALO		INACTIVE				
09/26	at Las Vegas	1/0	0	0	0.0	-	0
10/03	INDIANAPOLIS		INACTIVE				
10/10	at Tampa Bay		INACTIVE				
10/17	at Jacksonville	1/0	0	0	0.0	-	0
10/24	ATLANTA		INACTIVE				
10/31	at Buffalo		INACTIVE				
11/07	HOUSTON		INACTIVE				
11/11	BALTIMORE		INACTIVE				
11/21	at N.Y. Jets		INACTIVE				
11/28	CAROLINA	1/0	0	0	0.0	-	0
12/05	N.Y. GIANTS						
12/19	N.Y. JETS						
12/27	at New Orleans						
01/02	at Tennessee						
01/09	NEW ENGLAND						
2021 TOTALS		4/1	0	0	0.0	-	0



NFL CAREER

TRANSACTIONS:

- Signed to Miami's active roster on Oct. 12, 2019.
- Signed to Miami's practice squad on Sept. 1, 2019.
- Waived by Miami on Aug. 31, 2019.
- Signed by Miami as an undrafted college free agent on May 9, 2019.

CAREER HIGHLIGHTS:

- Played in 40 career games with 21 starts.
- 155 tackles (112 solo), 3 sacks, 5 interceptions, 22 passes defended, 1 forced fumble and 1 fumble recovery.
- His 11 passes defended in 2019 were 2nd-most among NFL rookies:

MOST PASSES DEFENSED (2019 ROOKIES)				
PLAYER	TEAM	INT	PD	
1. Jamel Dean	TB	2	17	
2. NIK NEEDHAM	MIA.	2	11	
3. Byron Murphy	Ari.	1	10	
Trayvon Mullen	Oak.	1	10	
5. Taylor Rapp	LAR	2	8	
Chauncey Gardner-Johnson	NO	1	8	
Deandre Baker	NYG	0	8	
Sean Murphy-Bunting	TB	3	8	

- Had 10 passes defended in his final 8 games in 2019, tied for 5th in the NFL in that span.

2021 (MIAMI):

- Played in 12 games with 4 starts.
- 43 tackles (35 solo), 1 sack, 1 interception, 4 passes defended and 1 fumble recovery.

VS. ATLANTA (10/24): 2 solo tackles and 1 fumble recovery.

- Recovered a QB Matt Ryan fumble forced by DE Emmanuel Ogbah on 3rd-and-8 in the 4th quarter.

VS. HOUSTON (11/7): 4 solo tackles, 1 sack and 1 pass defended.

- Sacked QB Tyrod Taylor for a loss of 10 yards in the 1st quarter.

VS. CAROLINA (11/28): 6 tackles (5 solo), 1 interception and 1 pass defended.

- Intercepted a QB PJ Walker pass intended for TE Ian Thomas in the 4th quarter.

2020 (MIAMI):

- Played in all 16 games with 5 starts.
- 58 tackles (36 solo), 1 sack, 2 interceptions and 7 passes defended.

AT L.A. CHARGERS (11/15): 12 tackles (6 solo).

- Sacked QB Justin Herbert for a loss of 13 yards in the 1st quarter.

AT N.Y. JETS (11/29): 5 tackles (3 solo), 1 interception and 1 pass defended.

- Intercepted a QB Sam Darnold pass intended for WR Breshad Perriman in the 3rd quarter.

VS. CINCINNATI (12/6): 1 assisted tackle, 1 interception and 2 passes defended.

- Intercepted a QB Ryan Finley pass intended for WR Alex Erickson in the 4th quarter.

2019 (MIAMI):

- Played in 12 games with 11 starts.
- 54 tackles (41 solo), 1 sack, 2 interceptions, 11 passes defended and 1 forced fumble.
- His 11 passes defended were 2nd-most among NFL rookies.
- Had 10 passes defended in his final 8 games, tied for 5th in the NFL in that span.

V.S. N.Y. JETS (11/3): 9 tackles (6 solo) and 1 sack.

- Sacked QB Sam Darnold in the 4th quarter.
- It was his 1st career sack.

AT INDIANAPOLIS (11/10): 6 tackles (5 solo), 1 interception and 3 passes defended.

- Intercepted QB Brian Hoyer in the 4th quarter. It was his 1st career interception.
- Tackled TE Eric Ebron 2 yards short of the sticks on a fourth-and-10 play that was Indianapolis' final offensive snap of the game, preserving Miami's victory.

AT N.Y. GIANTS (12/15): 4 tackles (3 solo), 1 interception and 1 pass defended.

- Intercepted QB Eli Manning on the final play of the first half.

BEFORE THE NFL

COLLEGE (UTEP):

- 4-year letterman (2015-18) and 3-year starter.

CAREER: Played in 47 games with 41 starts; 213 tackles (129 solo), 1.5 sacks, 3 interceptions, 36 passes defended and 2 fumble recoveries; 1 punt return for 9 yards; 1 blocked kick.

- Set school record with 36 career passes defended.
- SENIOR (2018):** Played in all 12 games with 11 starts; 62 tackles (48 solo), 1 interception, 10 passes defended and 1 fumble recovery.
- Honorable mention All-Conference USA.
 - His 62 tackles were 4th on the team.
- JUNIOR (2017):** Played in all 12 games with 11 starts; 59 tackles (28 solo), 1 sack, 1 interception, 9 passes defended and 1 fumble recovery.
- Honorable mention All-Conference USA.
 - His 9 passes defended led the team.
- SOPHOMORE (2016):** Started all 12 games; 54 tackles (28 solo) and 11 passes defended.
- His 11 passes defended led the team and were tied for 6th in Conference USA.
- REDSHIRT FRESHMAN (2015):** Played in 11 games with 7 starts; 38 tackles (25 solo), 0.5 sacks, 1 interception and 6 passes defended; 1 punt return for 9 yards; 1 blocked kick.
- Redshirted in 2014.

HIGH SCHOOL (BUENA PARK HS - BUENA PARK, CALIF.)

- Played defensive back and wide receiver.
- SENIOR (2013):** 38 tackles (31 solo), 0.5 sacks and 2 interceptions; 39 receptions for 877 yards (22.5 avg.) and 5 TDs.
- 1st-team all-league.

OFF THE FIELD

COMMUNITY:

- In 2019, collaborated with fellow Dolphins rookies and Neighbors4Neighbors to sponsor four South Florida families with holiday gifts and game tickets.

PERSONAL:

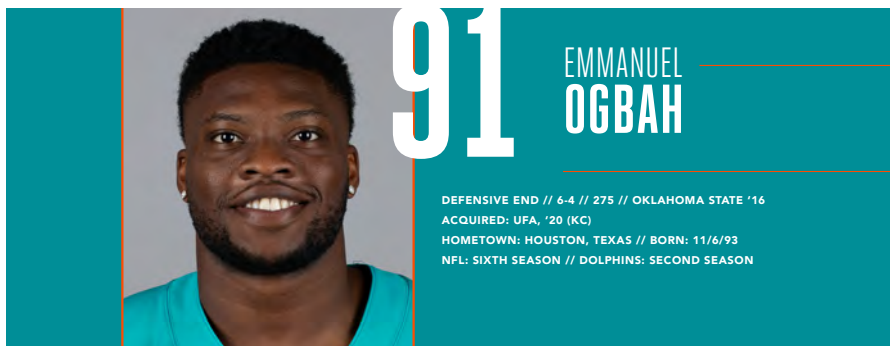
- **MAJOR:** Communications.

NIK NEEDHAM'S NFL REGULAR SEASON STATS

YEAR	TEAM	GP	GS	TACKLES					INTERCEPTIONS					FUMBLES	
				TOT	SOLO	ASST	SK	YDS	INT	YDS	LG	TD	PD	FF	FR
2019	MIAMI	12	11	54	41	13	1.0	7.0	2	23	23	0	11	1	0
2020	MIAMI	16	6	58	36	22	1.0	13.0	2	1	1	0	7	0	0
2021	MIAMI	12	4	43	35	8	1.0	10.0	1	0	0	0	4	0	1
NFL TOTALS		40	21	155	112	43	3.0	30.0	5	24	23	0	22	1	1

SINGLE-GAME CAREER HIGHS

Tackles:	12	vs. Buffalo, 9/20/20
Sacks:	1	3 times, last: vs. Houston, 11/7/21
Interceptions:	1	5 times, last: vs. Carolina, 11/28/21
Passes Defended:	3	at Indianapolis, 11/10/19
Forced Fumbles:	1	vs. Buffalo, 11/17/19
Fumble Recoveries:	1	vs. Atlanta, 10/24/21



NFL CAREER

TRANSACTIONS:

- Signed by Miami as an unrestricted free agent from Kansas City on March 21, 2020.
- Traded from Cleveland to Kansas City on April 2, 2019.
- 2nd-round pick (32nd overall) by Cleveland in the 2016 NFL Draft.

CAREER HIGHLIGHTS:

- Played in 78 career games with 64 starts.
- 225 tackles (136 solo), 33 sacks, 34 passes defended, 7 forced fumbles and 2 fumble recoveries.
- 1 blocked PAT.
- Won Super Bowl LIV with Kansas City.
- Had a streak of 6 consecutive games (10/4/20 – 11/15/20) with a full sack, which is tied for 2nd-longest in Dolphins history.
- His 9 passes defended in 2021 lead the NFL among defensive linemen:

2021 MOST PASSES DEFENSED (DEFENSIVE LINEMEN)			
PLAYER	TEAM	PDs	
1. EMMANUEL OGBAH	MIA.	9	
2. Cameron Heyward	Pit.	7	
3. Denico Autry	Ten.	5	
4. Several players		4	

- His 9 sacks in 2020 were tied for 14th in the NFL.

2021 (MIAMI):

- Played in 12 games with 8 starts.
- 28 tackles (17 solo), 6 sacks, 9 passes defended and 1 forced fumble.

AT JACKSONVILLE IN LONDON (10/17): 3 tackles (2 solo), 1 sack and 1 pass defended.

- Sacked QB Trevor Lawrence for a loss of 4 yards in the 4th quarter.

VS. ATLANTA (10/24): 1 solo tackle, 1 pass defended and 1 forced fumble.

- Forced a QB Matt Ryan fumble on 3rd-and-8 in the 4th quarter that was recovered by CB Nik Needham.

VS. HOUSTON (11/7): 4 tackles (2 solo), 2.5 sacks and 1 pass defended.

- Sacked QB Tyrod Taylor for a loss of 8 yards in the 2nd quarter.
- Split a sack of QB Tyrod Taylor with LB Jaelan

Phillips for a loss of 5 yards in the 3rd quarter.

- Sacked QB Tyrod Taylor for a loss of 11 yards in the 4th quarter.

VS. CAROLINA (11/28): 3 tackles (2 solo), 1 sack and 1 pass defended.

- Sacked QB PJ Walker for a loss of 9 yards in the 4th quarter.

2020 (MIAMI):

- Played in all 16 games with 12 starts.
- 42 tackles (25 solo), 9 sacks, 5 passes defended and 3 forced fumbles.
- His 9 sacks were tied for 14th in the NFL.

VS. N.Y. JETS (10/18): 5 tackles (3 solo) and 2 sacks.

- Sacked QB Joe Flacco for a loss of 2 yards in the 2nd quarter.
- Sacked QB Joe Flacco again in the 4th quarter on 3rd-and-4 for a loss of 28 yards.
- The 28-yard sack was just the 7th sack in the NFL that lost at least 28 yards since 1994.
- It was the 1st 2+ sack game by a Dolphin since DE Cam Wake and DT Akeem Spence each had 2 on 11/14/18 vs. the N.Y. Jets.

VS. L.A. RAMS (11/1): 1 solo tackle, 1 sack, 1 pass defended and 1 forced fumble.

- Strip-sacked QB Jared Goff in the 2nd quarter and the fumble was recovered by LB Andrew Van Ginkel, who returned it 78 yards for a TD.

AT ARIZONA (11/8): 5 tackles (4 solo), 1 sack, 1 pass defended and 1 forced fumble.

- Strip-sacked QB Kyler Murray in the 1st quarter and DE Shaq Lawson recovered the fumble and returned it 36 yards for a TD.

2019 (KANSAS CITY):

- Played in 10 games with 4 starts.
- Missed the final 6 games after being placed on injured reserve on Nov. 18.
- 32 tackles (23 solo), 5.5 sacks, 3 passes defended and 1 forced fumble.

AT JACKSONVILLE (9/8): 3 tackles (2 solo) and 1 sack.

- Sacked QB Gardner Minshew in the 3rd quarter.

VS. BALTIMORE (9/22): 2 tackles (1 solo), 1.5 sacks and 1 pass defended.

- Split a sack with LB Damien Wilson of QB Lamar Jackson in the 2nd quarter.
- Sacked QB Lamar Jackson again in the 3rd quarter.

AT DENVER (10/17): 3 solo tackles, 1 sack and 2 passes defended.

- Sacked QB Joe Flacco on 3rd-and-5 in the 3rd quarter, forcing Denver to punt.

2018 (CLEVELAND):

- Started 14 games.
- Inactive for 2 games.
- 40 tackles (24 solo), 3 sacks, 8 passes defended and 1 fumble recovery.

AT TAMPA BAY (10/21): 5 tackles (4 solo), 1.5 sacks and 2 passes defended.

- Sacked QB Jameis Winston on 3rd-and-2 in the 4th quarter forcing Tampa Bay to punt.
- Split a sack with DT Larry Ogunjobi on QB Jameis Winston in overtime for a loss of 7 yards.

AT CINCINNATI (11/25): 1 assisted tackle and 1 fumble recovery.

- Recovered a fumble by QB Andy Dalton in the 3rd quarter.

AT HOUSTON (12/2): 6 tackles (4 solo) and 1 sack.

- Sacked QB Deshaun Watson in the 1st quarter.

2017 (CLEVELAND):

- Started 10 games.
- Missed the rest of the season after being placed on injured reserve on Nov. 21.
- 29 tackles (18 solo), 4 sacks, 6 passes defended, 2 forced fumbles and 1 fumble recovery; 1 blocked PAT.

VS. CINCINNATI (10/1): 6 tackles (4 solo), 1 sack, 2 forced fumbles and 1 fumble recovery.

- Strip-sacked QB Andy Dalton and recovered the fumble in the 1st quarter.
- Forced a RB Jeremy Hill fumble in the 1st quarter.

VS. MINNESOTA (10/29): 1 pass defended; 1 blocked PAT.

- Blocked a K Kai Forbath PAT in the 2nd quarter.

AT DETROIT (11/12): 3 solo tackles and 2 sacks.

- Sacked QB Matthew Stafford in the 1st quarter for a loss of 4 yards.
- Sacked QB Matthew Stafford again on 3rd-and-12 in the 2nd quarter, forcing Detroit to punt.

2016 (CLEVELAND):

- Started all 16 games.
- 53 tackles (28 solo), 5.5 sacks and 3 passes defended.
- His 5.5 sacks led the team and was 5th among NFL rookies that season.

AT PHILADELPHIA (9/11): 1 solo tackle and 1 pass defended.

- Made his NFL debut and 1st NFL start.

AT TENNESSEE (10/16): 3 tackles (1 solo) and 1 sack.

- Sacked QB Marcus Mariota in the 3rd quarter.
- It was his 1st career sack.

AT CINCINNATI (10/23): 6 tackles (5 solo) and 2 sacks.

- Sacked QB Andy Dalton for a loss of 6 yards in the 2nd quarter.
- Sacked QB Andy Dalton again in the 4th quarter on 3rd-and-5, forcing a Bengals missed field goal.

- It was the 1st multi-sack game of his career.

BEFORE THE NFL

COLLEGE (OKLAHOMA STATE):

- 3-year letterman (2013-15) and 1-year starter.

CAREER: Played in all 39 games with 26 starts; 133 tackles (95 solo), 28 sacks, 9 passes defended, 4 forced fumbles and 3 fumble recoveries; 1 fumble recovery for a TD.

- His 28 career sacks ranked 4th in school history and were the most of any active NCAA player at the time he declared for the draft.

JUNIOR (2015): Started all 13 games; 64 tackles (44 solo), 13 sacks, 4 passes defended, 3 forced fumbles and 2 fumble recoveries; 1 fumble recovery for a TD.

- 2nd-team All-American.

- 1st-team All-Big 12.

- Big 12 Co-Defensive Player of the Year.

- Semifinalist for the Walter Camp Award (nation's most outstanding player).

- His 13 sacks led the Big 12 and ranked 4th nationally.

- His 13 sacks were the 3rd-most in single-season school history.

- Voted a team captain.

SOPHOMORE (2014): Started all 13 games; 49 tackles (35 solo), 11 sacks, 5 passes defended and 1 forced fumble.

- 1st-team All-Big 12.

- Big 12 Defensive Lineman of the Year.

- His 0.85 sacks per game average ranked 2nd in the Big 12 and 15th nationally.

REDSHIRT FRESHMAN (2013): Played in all 13 games; 20 tackles (16 solo), 4 sacks and 1 fumble recovery.

- His 4 sacks tied for the team lead.

- Redshirted in 2012.

HIGH SCHOOL (GEORGE BUSH HS - RICHMOND, TEXAS)

SENIOR (2011): 57 tackles (47 solo), 6 sacks, 2 forced fumbles and 1 fumble recovery.

- 1st-team Houston metro.

- District defensive MVP.

OFF THE FIELD

COMMUNITY:

- In 2020, his Rise Above Foundation partnered with organizations in his hometown of Houston to provide technology to help high school students finish the school year online during the pandemic.

PERSONAL:

- Born in Lagos, Nigeria.

- **PRONUNCIATION:** Last name is pronounced AWG-buh.


- **MAJOR:** Business.

EMMANUEL OGBAH'S NFL REGULAR SEASON STATS

YEAR	TEAM	GP	GS	TACKLES					INTERCEPTIONS					FUMBLES	
				TOT	SOLO	ASST	SK	YDS	INT	YDS	LG	TD	PD	FF	FR
2016	CLEVELAND	16	16	53	28	25	5.5	31.5	0	0	0	0	3	0	0
2017	CLEVELAND	10	10	29	18	11	4.0	18.0	0	0	0	0	6	2	1
2018	CLEVELAND	14	14	40	24	16	3.0	13.5	0	0	0	0	8	0	1
2019	KANSAS CITY	10	4	32	23	9	5.5	37.5	0	0	0	0	3	1	0
2020	MIAMI	16	12	42	25	17	9.0	95.5	0	0	0	0	5	3	0
2021	MIAMI	12	8	28	17	11	6.0	47.5	0	0	0	0	9	1	0
NFL TOTALS		78	64	225	136	89	33.0	243.5	0	0	0	0	34	7	2

SINGLE-GAME CAREER HIGHS

Tackles:	7	at Washington, 10/2/16
Sacks:	2.5	vs. Houston, 11/7/21
Passes Defensed:	2	6 times, last: at Buffalo, 10/31/21
Forced Fumbles:	2	vs. Cincinnati, 10/1/17
Fumble Recoveries:	1	Twice, last: at Cincinnati, 11/25/18



5

MICHAEL PALARDY

PUNTER // 5-11 // 200 // TENNESSEE '14

ACQUIRED: FA, '21

HOMETOWN: CORAL SPRINGS, FLA. // BORN: 7/6/92

NFL: FIFTH SEASON // DOLPHINS: FIRST SEASON

NFL CAREER

TRANSACTIONS:

- Signed by Miami on March 15, 2021.
- Released by Carolina on Feb. 19, 2021.
- Signed by Carolina on Nov. 14, 2016.
- Released from Atlanta's practice squad on Oct. 10, 2016.
- Signed to Atlanta's practice squad on Oct. 5, 2016.
- Released from Cleveland's practice squad on Sept. 22, 2016.
- Signed to Cleveland's practice squad on Sept. 6, 2016.
- Waived by Cleveland on Sept. 4, 2016.
- Signed by Cleveland on Aug. 31, 2016.
- Waived by Indianapolis on Aug. 15, 2016.
- Signed by Indianapolis Aug. 6, 2016.
- Waived by Baltimore on Aug. 3, 2016.
- Signed by Baltimore on July 30, 2016.
- Waived by Carolina on June 8, 2016.
- Signed by Carolina on April 5, 2016.
- Waived by St. Louis on Sept. 1, 2015.
- Signed by St. Louis on Jan. 5, 2015.
- Signed to Oakland's practice squad on Dec. 24, 2014.
- Waived by Oakland on Aug. 7, 2014.
- Signed as an undrafted college free agent by Oakland on June 5, 2014.

CAREER HIGHLIGHTS:

- Played in 67 career games.
- 298 punts for 13,440 yards (45.1 avg.) and 108 inside the 20.
- 2 solo special teams tackles.
- 1-of-2 passing for 12 yards (50.0 pct.) and a QB rating of 68.8.
- Appeared in 1 postseason game with Carolina.

2021 (MIAMI):

- Played in 12 games.
- 55 punts for 2,429 yards (44.2 avg.) and a 39.8 net average.

VS. HOUSTON (11/7): 5 punts for 207 yards (41.4 avg.) and a 41.0 net average.

VS. BALTIMORE (11/11): 8 punts for 348 yards (43.5 avg.) and a 42.4 net average.

VS. CAROLINA (11/28): 4 punts for 162 yards (40.5 avg.) and a 40.5 net average.

- Pinned 4 punts inside the 20.

2020 (CAROLINA):

- Missed the entire season after being placed on the reserve/non-football injury list on July 28.

2019 (CAROLINA):

- Played in all 16 games.
- 75 punts for 3,452 yards (46.0 avg.) and a 38.7 net average.
- 1 solo special teams tackle.
- 1-of-1 passing for 12 yards and a QB rating of 116.7.

AT TAMPA BAY (10/13): 7 punts for 350 yards (50.0 avg.) and a 48.3 net average.

VS. WASHINGTON (12/1): 8 punts for 338 yards (42.3 avg.) and a 40.1 net average.

VS. NEW ORLEANS (12/29): 7 punts for 347 yards (49.6 avg.) and a 44.0 net average.

- Pinned 4 punts inside the 20.

2018 (CAROLINA):

- Played in all 16 games.
- 61 punts for 2,759 yards (45.2 avg.) and a 41.0 net average.

VS. DALLAS (9/9): 6 punts for 287 yards (47.8 avg.) and a 42.3 net average.

VS. CINCINNATI (9/23): 4 punts for 165 yards (41.3 avg.) and a 39.0 net average.

AT PHILADELPHIA (10/21): 5 punts for 209 yards (41.8 avg.) and a 35.0 net average.

2017 (CAROLINA):

- Played in all 16 games.
- 71 punts for 3,269 yards (46.0 avg.) and 42.4 net average.
- 0-of-1 passing.
- His 42.4 net punting average set a franchise record.
- His 42.4 net punting average ranked 5th in the NFL.

VS. BUFFALO (9/17): 6 punts for 249 yards (41.5 avg.) and a 41.2 net average.

AT TAMPA BAY (10/29): 7 punts for 353 yards (50.4 avg.) and a 47.1 net average.

VS. ATLANTA (11/5): 5 punts for 249 yards (49.8 avg.) and a 47.2 net average.

POSTSEASON:

NFC WILD CARD (1/7): 3 punts for 145 yards (48.3

avg.) and a 42.7 net average.

2016 (CAROLINA):

- Played in 7 games.
- 36 punts for 1,531 yards (42.5 avg.) and a 37.9 net average.
- 1 solo special teams tackle.

VS. NEW ORLEANS (11/17): 6 punts for 280 yards (46.7 avg.) and a 35.7 net average.

- Made his NFL debut.

AT SEATTLE (12/4): 6 punts for 254 yards (42.3 avg.) and a 37.0 net average.

VS. SAN DIEGO (12/11): 5 punts for 215 yards (43.0 avg.) and a 42.6 net average.

2015 (ST. LOUIS):

- Spent the offseason and training camp with St. Louis.

2014 (OAKLAND):

- Spent 1 game on Oakland's practice squad.
- Spent the offseason and training camp with Oakland.

BEFORE THE NFL

COLLEGE (TENNESSEE):

- 4-year letterman (2010-13).

CAREER: Played in 46 games; 117 punts for 5,024 yards (42.9 avg.) and 50 punts inside the 20; 109-of-115 PATs (94.8 pct.); 1-of-4 passing for 5 yards and 1 interception; 1 carry for 16 yards; 7 tackles (5 solo).

SENIOR (2013): Played in all 12 games; 63 punts for 2,801 yards (44.5 avg.) and 33 punts inside the 20; 14-of-17 field goals (82.4 pct.); 34-of-35 PATs (97.1

pct.); 0-of-1 passing with 1 interception; 4 tackles (3 solo).

- 1st-team All-SEC.

- His 33 punts inside the 20 were tied for 1st in FBS.

JUNIOR (2012): Played in all 12 games; 36 punts for 1,551 yards (43.1 avg.); and 16 punts inside the 20; 9-of-12 field goals (75.0 pct.) and 37-of-40 PATs (92.5 pct.); 0-of-1 passing; 2 solo tackles.

SOPHOMORE (2011): Played in 11 games; 14 punts for 515 yards (36.8 avg.) and 1 punt inside the 20; 9-of-14 field goals (64.3 pct.) and 25-of-26 PATs (96.2 pct.); 1-of-2 passing (50 pct.) for 5 yards.

TRUE FRESHMAN (2010): Played in 11 games; 4 punts for 157 yards (39.3 avg.); 5-of-7 field goals (71.4 pct.) and 13-of-14 PATs (92.9 pct.); 1 carry for 16 yards; 1 assisted tackle.

HIGH SCHOOL (ST. THOMAS AQUINAS HS – FORT LAUDERDALE, FLA.)

SENIOR (2009):

- 1st-team All-American.

- 1st-team all-state.

- All-county.

JUNIOR (2008):

- 3rd-team all-state.

- All-county.

- Helped his team win the Florida 5A state championship.

OFF THE FIELD

PERSONAL:

- **PRONUNCIATION:** Last name is pronounced puh-lar-dee.

- **MAJOR:** Communication studies.

MICHAEL PALARDY'S NFL REGULAR SEASON STATS

YEAR	TEAM	GP	PUNT	YDS	AVG	LG	OPP	RET	YDS	NET AVG	TB	IN 20
2016	CAROLINA	7	36	1,531	42.5	56			126	37.9	2	13
2017	CAROLINA	16	71	3,269	46.0	63			176	42.4	4	25
2018	CAROLINA	16	61	2,759	45.2	59			181	41.0	4	24
2019	CAROLINA	16	75	3,452	46.0	62			487	38.7	3	25
2020	CAROLINA								RESERVE/NON-FOOTBALL INJURY			
2021	MIAMI	12	55	2,429	44.2	61			142	39.8	5	21
NFL TOTALS		67	298	13,440	45.1	63			1112	40.2	18	108

ADDITIONAL STATS

Special Teams Tackles: 1 in 2016, 1 in 2019 for total of 2.

Onside Kick Recoveries: 1 in 2019.

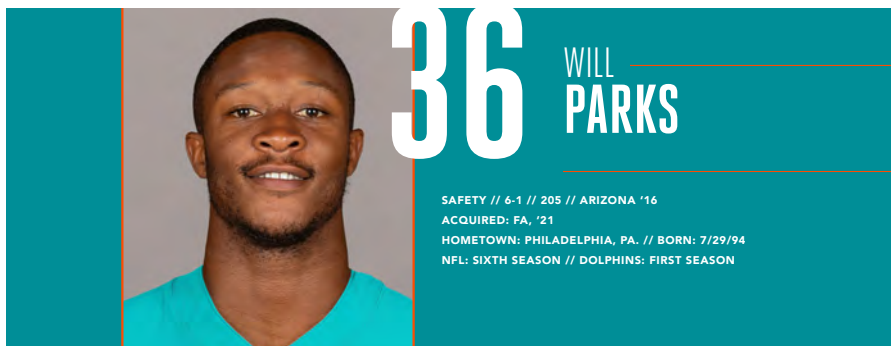
Kickoffs: 6 in 2019.

SINGLE-GAME CAREER HIGHS

Punts: 8 Twice, last: vs. Baltimore, 11/11/21

Punt Yards: 353 at Tampa Bay, 10/29/17

Punts Inside the 20: 4 3 times, last: vs. Carolina, 11/28/21



NFL CAREER

TRANSACTIONS:

- Signed by Miami on Nov. 23, 2021.
- Signed to San Francisco's practice squad on Nov. 3, 2021.
- Released by Kansas City on Aug. 23, 2021.
- Signed by Kansas City on May 6, 2021.
- Awarded off waivers to Denver on Dec. 2, 2020.
- Waived by Philadelphia on Dec. 1, 2020.
- Signed by Philadelphia as an unrestricted free agent from Denver on March 24, 2020.
- 6th-round pick (219th overall) by Denver in the 2016 NFL Draft.

CAREER HIGHLIGHTS:

- Played in 72 career games with 18 starts.
- 163 tackles (117 solo), 2 sacks, 4 interceptions, 13 passes defended, 2 forced fumbles and 1 fumble recovery.
- 17 special teams tackles (14 solo).

2021 (KANSAS CITY/SAN FRANCISCO/MIAMI):

- Inactive for 1 game with Miami.
- Signed by Miami on Nov. 23.
- Spent 11 games on San Francisco's practice squad.
- Spent the offseason and training camp with Kansas City.

2020 (DENVER/PHILADELPHIA):

- Played in 4 games with Denver.
- 18 tackles (16 solo) and 1 sack with Denver.
- Awarded off waivers to Denver on Dec. 2, 2020.
- Waived by Philadelphia on Dec. 1, 2020.
- Played in 6 games with 3 starts with Philadelphia.
- Inactive for 2 games with Philadelphia.
- 11 tackles (9 solo) with Philadelphia.
- 2 solo special teams tackles.

AT DALLAS (11/1): 5 tackles (4 solo).

AT CAROLINA (12/13): 6 solo tackles and 1 sack.

- Sacked QB Teddy Bridgewater for a loss of 16 yards on 1st-and-10 in the 2nd quarter.

AT L.A. CHARGERS (12/27): 6 solo tackles.

2019 (DENVER):

- Played in 14 games with 7 starts.
- Inactive for 2 games.
- 31 tackles (25 solo), 1 sack, 1 interception, 2 passes defended and 1 forced fumble.
- 4 tackles (1 solo) on special teams.

VS. JACKSONVILLE (9/29): 5 tackles (4 solo).

VS. L.A. CHARGERS (12/1): 4 tackles (2 solo) and 1 sack.

- Sacked QB Philip Rivers on 3rd-and-2 for a loss of 7 yards in the 1st quarter.

AT HOUSTON (12/8): 4 tackles (2 solo) and 1 interception.

- Intercepted QB Deshaun Watson and returned it 11 yards on 1st-and-10 with 23 seconds left in the 4th quarter.

2018 (DENVER):

- Played in all 16 games with 3 starts.
- 39 tackles (23 solo), 1 interception, 4 passes defended and 1 forced fumble.
- 2 solo tackles on special teams.

VS. HOUSTON (11/4): 5 tackles (2 solo).

VS. PITTSBURGH (11/25): 6 tackles (3 solo), 1 pass defended and 1 forced fumble.

- Forced TE Xavier Grimsby to fumble the ball at the start of the 2nd quarter.

VS. L.A. CHARGERS (12/30): 3 tackles (2 solo) and 1 interception.

- Intercepted QB Philip Rivers on 3rd-and-8 with 4:25 left in the 1st quarter.

2017 (DENVER):

- Played in all 16 games with 5 starts.
- 47 tackles (32 solo), 1 interception and 4 passes defended.
- 4 solo tackles on special teams.

VS. OAKLAND (10/1): 5 solo tackles and 1 pass defended.

AT INDIANAPOLIS (12/14): 7 tackles (4 solo).

AT WASHINGTON (12/24): 2 tackles (1 solo) and 1 interception.

- Intercepted QB Kirk Cousins on 2nd-and-9 in the 3rd quarter.

2016 (DENVER):

- Played in all 16 games.
- 17 tackles (12 solo) 1 interception, 3 passes defended and 1 fumble recovery.
- 5 solo tackles on special teams.

VS. CAROLINA (9/8): Played but did not record any stats.

- Made NFL debut.

AT CINCINNATI (9/25): 2 solo tackles and 1 interception.

- Intercepted QB Andy Dalton on 1st-and-10 in the 4th quarter.

AT SAN DIEGO (10/13): 1 solo tackle and 1 fumble recovery.

BEFORE THE NFL

COLLEGE (ARIZONA):

- 4-year letterman and 3-year starter (2013-16).

CAREER (AT ARIZONA): Played in all 53 games with 31 starts; 197 tackles (133 solo), 4 interceptions, 24 passes defended, 2 forced fumbles and 2 fumble recoveries.

SENIOR (2015): Started all 13 games; 76 tackles (53 solo), 7 passes defended and 2 forced fumbles.

- Team captain.
- Honorable mention All-Pac-12

JUNIOR (2014): Started all 14 games; 81 tackles (52 solo), 2 interceptions, 10 passes defended and 1 fumble recovery.

SOPHOMORE (2013): Played in all 13 games with 4 starts; 31 tackles (20 solo), 2 interceptions and 7 passes defended.

TRUE FRESHMAN (2012): Played in all 13 games; 9 tackles (8 solo).

HIGH SCHOOL (GERMANTOWN HS – PHILADELPHIA, PA.)

- Also played wide receiver and running back.
- Also lettered in basketball and track and field.

SENIOR (2011):

- 27 tackles, 7 passes defended and 4 interceptions.
- 21 receptions for 337 yards (16.0 avg.) and 4 TDs; 39 rushes for 167 yards (4.3 avg.) and 5 TDs.
- All-Southeastern Pennsylvania First-Team Defense

JUNIOR (2010):

- 45 tackles and 3 interceptions.
- 9 receptions for 138 yards (15.3 avg.) and 1 TD; 143 rushes for 657 yards (4.6 avg.) and 4 TDs.

OFF THE FIELD

PERSONAL:

- **MAJOR:** Sports and society.

WILL PARKS' NFL REGULAR SEASON STATS

YEAR	TEAM	GP	GS	TACKLES					INTERCEPTIONS					FUMBLES	
				TOT	SOLO	ASST	SK	YDS	INT	YDS	LG	TD	PD	FF	FR
2016	DENVER	16	0	17	12	5	0.0	0.0	1	1	1	0	3	0	1
2017	DENVER	16	5	47	32	15	0.0	0.0	1	0	0	0	4	0	0
2018	DENVER	16	3	39	23	16	0.0	0.0	1	11	11	0	4	1	0
2019	DENVER	14	7	31	25	6	1.0	7.0	1	11	11	0	2	1	0
2020	PHILADELPHIA	6	3	11	9	2	0.0	0.0	0	0	0	0	0	0	0
	DENVER	4	0	18	16	2	1.0	16.0	0	0	0	0	0	0	0
2021	MIAMI	0	0	0	0	0	0.0	0.0	0	0	0	0	0	0	0
NFL TOTALS		72	18	163	117	46	2.0	23.0	4	23	11	0	13	2	1

ADDITIONAL STATS

Special Teams Tackles: (Denver) 5 in 2016, 4 in 2017, 2 in 2018, 4 in 2019, (Philadelphia) 2 in 2020 for total of 17.

SINGLE-GAME CAREER HIGHS

- Tackles:** 7 at Indianapolis, 12/14/17
- Sacks:** 1 Twice, last: at Carolina, 12/13/20
- Interceptions:** 1 4 times, last: at Houston, 12/8/19
- Passes Defended:** 2 vs. Oakland, 1/1/17
- Forced Fumbles:** 1 Twice, last: at Minnesota, 11/17/19
- Fumble Recoveries:** 1 at San Diego, 10/13/16



15

JAELAN
PHILLIPS

LINEBACKER // 6-5 // 266 // MIAMI '21

ACQUIRED: D1B, '21

HOMETOWN: REDLANDS, CALIF. // BORN: 5/28/99

NFL: ROOKIE SEASON // DOLPHINS: ROOKIE SEASON

NFL CAREER

TRANSACTIONS:

- 1st-round pick (18th overall) by Miami in the 2021 NFL Draft.

CAREER HIGHLIGHTS:

- Played in 12 career games with 4 starts.
- 33 tackles (17 solo), 6.5 sacks and 1 pass defended.

2021 (MIAMI):

- Played in 12 games with 4 starts.
- 33 tackles (17 solo), 6.5 sacks and 1 pass defended.

AT NEW ENGLAND (9/12): Played but did not record any stats.

- Made his NFL debut.

AT TAMPA BAY (10/10): 4 tackles (2 solo) and 1 sack.

- Sacked QB Tom Brady for a loss of 5 yards in the 3rd quarter.

VS. BALTIMORE (11/21): 3 solo tackles and 1 sack.

- Sacked QB Joe Flacco for a loss of 7 yards on 3rd-and-9 in the 4th quarter.

VS. CAROLINA (11/28): 4 tackles (3 solo), 3 sacks

- and 1 pass defended.
- Sacked QB Cam Newton for a loss of 14 yards in the 3rd quarter.
- Sacked QB PJ Walker for a loss of 10 yards in the 4th quarter.
- Sacked QB PJ Walker for a loss of 4 yards in the 4th quarter.
- Became 3rd rookie in Dolphins history to record a 3-sack game (D.J. Duhe, 11/6/77 and Marco Coleman, 10/25/92).
- Became 1st NFL rookie since Nov. 17, 2019 (4, Maxx Crosby) to record 3+ sacks in a game.

BEFORE THE NFL

COLLEGE (MIAMI):

- 1-year starter (2020).

CAREER (AT MIAMI): Started 10 games; 45 tackles (21 solo), 8 sacks, 1 interception and 4 passes defended.

REDSHIRT JUNIOR (2020 AT MIAMI): Started 10 games; 45 tackles (21 solo), 8 sacks, 1 interception and 4 passes defended.

- 1st-team All-American.
- 2nd-team All-ACC.

JUNIOR (2019 AT MIAMI):

- Redshirted due to NCAA transfer rules.

SOPHOMORE (2018 AT UCLA): Played in 4 games with 2 starts; 20 tackles (12 solo) and 1 sack.

TRUE FRESHMAN (2017 AT UCLA): Played in 7 games with 4 starts; 21 tackles (16 solo), 3.5 sacks and 2 passes defended.

HIGH SCHOOL (REDLANDS EAST VALLEY HS – REDLANDS, CALIF.)

SENIOR (2016): 142 tackles and 21 sacks.

- 1st-team All-American.
- 1st-team all-state.
- Division co-defensive player of the year.

JUNIOR (2015): 76 tackles, 10.5 sacks and 2 interceptions.

OFF THE FIELD

PERSONAL:

- **MAJOR:** Motion pictures.

Jaelan Phillips' NFL Regular Season Stats															
Year	Team	GP	GS	Tackles					Interceptions					Fumbles	
				TOT	SOLO	ASST	SK	YDS	INT	YDS	LG	TD	PD	FF	FR
2021	MIAMI	12	4	33	17	16	6.5	51.5	0	0	0	0	1	0	0
NFL TOTALS		12	4	33	17	16	6.5	51.5	0	0	0	0	1	0	0



NFL CAREER

TRANSACTIONS:

- Signed by Miami on Oct. 5, 2021.
- Signed to New Orleans' practice squad on Sept. 15, 2021.
- Awarded off waivers to Kansas City on Sept. 3, 2018.
- Waived by Cleveland on Sept. 2, 2018.
- Signed by Cleveland on Sept. 20, 2016.
- Waived by Washington on Sept. 13, 2016.
- Signed to Washington's practice squad on Sept. 29, 2015.
- Waived by Washington on Sept. 5, 2015.
- 7th-round pick (222nd overall) by Washington in the 2015 NFL Draft.

CAREER HIGHLIGHTS:

- Played in 65 career games with 38 starts.
- Played in 8 playoff games with 6 starts for Kansas City.
- Won Super Bowl LIV with Kansas City.

2021 (MIAMI/NEW ORLEANS/KANSAS CITY):

- Played in 6 games with 5 starts with Miami.
- Dressed but did not play in 2 games with Miami.
- Signed by Miami on Oct. 5.
- Elevated for 2 games with New Orleans but did not play.
- Spent 3 weeks on New Orleans' practice squad.
- Spent the offseason and training camp with Kansas City.

VS. ATLANTA (10/24): Started at center.

VS. BALTIMORE (11/11): Started at center.

AT N.Y. JETS (11/21): Started at center.

- Protected QB Tua Tagovailoa as the team did not allow a sack.

2020 (KANSAS CITY):

- Played in 15 games with 12 starts – all at center.
- Dressed but did not play in 1 game.

AT BALTIMORE (9/28): Started at center.

- Helped the offense total 517 yards in the win.

AT TAMPA BAY (11/29): Started at center.

- Protected QB Patrick Mahomes, who threw for 462 yards in the victory.

AT NEW ORLEANS (12/20): Started at center.

- Helped the offense total at least 21+ points for the 28th consecutive game (including playoffs).

POSTSEASON:

AFC DIVISIONAL VS. CLEVELAND (1/17): Started at center.

AFC CHAMPIONSHIP VS. BUFFALO (1/24): Started at center.

SUPER BOWL LV VS. TAMPA BAY (2/7): Started at center.

2019 (KANSAS CITY):

- Started all 16 games at center.

AT JACKSONVILLE (9/8): Started at center.

- Protected an offense that totaled 491 yards and 40 points.

AT OAKLAND (9/15): Started at center.

- Helped QB Patrick Mahomes throw for 443 yards and 4 TDs.

VS. BALTIMORE (9/22): Started at center.

- Protected an offense that saw 6 different players total at least 40 scrimmage yards.

POSTSEASON:

AFC DIVISIONAL VS. HOUSTON (1/12): Started at center.

AFC CHAMPIONSHIP VS. TENNESSEE (1/19): Started at center.

SUPER BOWL LIV VS. SAN FRANCISCO (2/2): Started at center.

2018 (KANSAS CITY/CLEVELAND):

- Played in 11 games with 4 starts for Kansas City – all at center.
- Inactive for 5 games with Kansas City.
- Awarded off waivers to Kansas City on Sept. 3.
- Spent the offseason and training camp with Cleveland.

AT NEW ENGLAND (10/14): Played but did not record any stats.

- Made his Kansas City debut.

AT CLEVELAND (11/4): Started at center.

- Helped the offense gain 499 yards in the win.

AT L.A. RAMS (11/19): Started at center.

- Protected for an offense that totaled 546 yards and 51 points.

POSTSEASON:

AFC DIVISIONAL VS. INDIANAPOLIS (1/12): Played but did not record any stats.

AFC CHAMPIONSHIP VS. NEW ENGLAND (1/20): Played but did not record any stats.

2017 (CLEVELAND):

- Played in all 16 games.

2016 (CLEVELAND/WASHINGTON):

- Started 1 game at center with Cleveland.
- Inactive for 1 game with Cleveland.
- Missed the rest of the season after being placed on injured reserve on Oct. 10.
- Signed by Cleveland on Sept. 20.
- Waived by Washington on Sept. 13.
- Inactive for 1 game with Washington.
- Spent the offseason and training camp with Washington.

AT WASHINGTON (10/2):

- Started at center.
- Made his NFL debut.

2015 (WASHINGTON):

- Spent most of the season on Washington's practice squad.

BEFORE THE NFL

COLLEGE (SOUTH FLORIDA):

- 4-year letterman (2011-14) and 3-year starter.

AUSTIN REITER'S NFL REGULAR SEASON STATS

GAMES/STARTS: (Cleveland) 2016: 1/1, 2017: 16/0, (Kansas City) 2018: 11/4, 2019: 16/16, 2020: 15/12, 2021: 6/5	NFL TOTALS: 65/38
---	--------------------------

AUSTIN REITER'S NFL PLAYOFF STATS

GAMES/STARTS: (Kansas City) 2018: 2/0, 2019: 3/3, 2020: 3/3	PLAYOFF TOTALS: 8/6
--	----------------------------

ADDITIONAL STATS

Miscellaneous Tackles: (Kansas City) 1 in 2018.

CAREER:

- Played in 46 games with 36 starts.
- Started 36 consecutive games at center to finish his career.

SENIOR (2014):

Started all 12 games at center.

JUNIOR (2013):

Started all 12 games at center.

SOPHOMORE (2012):

Started all 12 games at center.

REDSHIRT FRESHMAN (2011):

Played in 10 games.

- Redshirted in 2010.

PERSONAL:

- **PRONUNCIATION:** Last name is pronounced RIGHT-er.
- **MAJORS:** Communications and public health.

HIGH SCHOOL (LAKEWOOD RANCH HS – LAKEWOOD RANCH, FLA.)

- Played right tackle and defensive tackle.

OFF THE FIELD



NFL CAREER

TRANSACTIONS:

- Signed by Miami as an unrestricted free agent from Philadelphia on March 22, 2021.
- Traded from Atlanta to Philadelphia on Oct. 1, 2019.
- 3rd-round pick (75th overall) by Atlanta in the 2017 NFL Draft.

CAREER HIGHLIGHTS:

- Played in 69 career games with 26 starts.
- 144 tackles (85 solo), 0.5 sacks, 1 interception, 3 passes defended, 1 forced fumble and 1 fumble recovery.
- 29 special teams tackles (16 solo).
- 1 blocked punt.
- Appeared in 3 postseason games – 2 with Atlanta and 1 with Philadelphia.

2021 (MIAMI):

- Played in 12 games with 2 starts.
- 12 tackles (7 solo).
- 2 special teams tackles (1 solo).
- 1 blocked punt.

AT BUFFALO (10/31): 5 tackles (3 solo).

VS. BALTIMORE (11/11): 2 tackles (1 solo).

VS. CAROLINA (11/28): 3 tackles (2 solo).

- Blocked a P Lachlan Edwards punt that was recovered by CB Justin Coleman and returned 2 yards for a TD.

2020 (PHILADELPHIA):

- Played in 13 games with 8 starts.
- Inactive for 2 games.
- Missed 1 game after being placed on injured reserve on Jan. 1.
- 46 tackles (25 solo), 0.5 sacks, 1 interception, 1 pass defended and 1 forced fumble.
- 9 special teams tackles (5 solo).

AT WASHINGTON (9/13): 6 tackles (3 solo) and 0.5 sacks.

- Split a sack with DE Genard Avery of QB Dwayne Haskins in the 4th quarter.

AT PITTSBURGH (10/11): 12 tackles (7 solo) and 1 forced fumble; 1 assisted special teams tackle.

- Forced a TE Eric Ebron fumble on 3rd-and-21 in

the 4th quarter that was recovered by CB Cre'Von LeBlanc.

VS. NEW ORLEANS (12/13): 6 tackles (4 solo), 1 interception and 1 pass defended.

- Intercepted a QB Taysom Hill pass intended for RB Alvin Kamara in the 2nd quarter.

2019 (ATLANTA/PHILADELPHIA):

- Played in 12 games with Philadelphia.
- 5 solo tackles and 1 fumble recovery with Philadelphia.
- 9 special teams tackles (7 solo) with Philadelphia.
- Traded from Atlanta to Philadelphia on Oct. 1.
- Played in 4 games with Atlanta.

VS. CHICAGO (11/3): 1 solo tackle and 1 fumble recovery; 1 solo special teams tackle.

- Recovered a punt fumbled by TE Adam Shaheen in the 4th quarter.

AT MIAMI (12/1): 2 solo tackles; 1 solo special teams tackle.

VS. N.Y. GIANTS (12/9): 1 solo tackle; 1 solo special teams tackle.

POSTSEASON:

NFC WILD CARD VS. SEATTLE (1/5): 1 solo special teams tackle.

2018 (ATLANTA):

- Played in all 16 games with 10 starts.
- 57 tackles (36 solo) and 2 passes defended.
- 3 special teams tackles (1 solo).

VS. CAROLINA (9/16): 9 tackles (6 solo).

VS. NEW ORLEANS (9/23): 13 tackles (9 solo).

VS. TAMPA BAY (10/14): 4 tackles (3 solo) and 1 pass defended.

2017 (ATLANTA):

- Played in 12 games with 6 starts.
- Inactive for 4 games.
- 24 tackles (12 solo).
- 6 special teams tackles (3 solo).

AT CHICAGO (9/10): 5 tackles (3 solo); 1 assisted special teams tackle.

VS. GREEN BAY (9/17): 5 tackles (3 solo).

VS. MIAMI (10/15): 6 tackles (1 solo).

POSTSEASON:

NFC WILD CARD AT L.A. RAMS (1/6): 1 solo tackle; 1 solo special teams tackle.

NFC DIVISIONAL AT PHILADELPHIA (1/13): 1 solo tackle.

BEFORE THE NFL

COLLEGE (LSU):

- 4-year letterman (2013-16) and 1-year starter.

CAREER: Played in all 50 games with 13 starts; 144 tackles (59 solo), 1.5 sacks, 1 interception 2 passes defended and 2 fumble recoveries.

SENIOR (2016): Started all 12 games; 93 tackles (40 solo), 1.5 sacks, 1 interception, 2 passes defended and 1 fumble recovery.

- His 93 tackles led the team.
- Team MVP.
- Team captain.

JUNIOR (2015): Played in all 12 games; 24 tackles (12 solo).

SOPHOMORE (2014): Played in all 13 games with 1 start; 20 tackles (6 solo) and 1 fumble recovery.

TRUE FRESHMAN (2013): Played in all 13 games; 7 tackles (1 solo).

HIGH SCHOOL (JOHN CURTIS CHRISTIAN SCHOOL – RIVER RIDGE, LA.)

- Also lettered in baseball and track and field.

SENIOR (2012): 124 tackles.

- All-state.
- Class 2A Most Outstanding Defensive Player.
- Helped his team win a state championship.

JUNIOR (2011):

- Helped his team win a state championship.

OFF THE FIELD

PERSONAL:

- **MAJOR:** Sport administration.

DUKE RILEY'S NFL REGULAR SEASON STATS

YEAR	TEAM	GP	GS	TACKLES					INTERCEPTIONS					FUMBLES	
				TOT	SOLO	ASST	SK	YDS	INT	YDS	LG	TD	PD	FF	FR
2017	ATLANTA	12	6	24	12	12	0.0	0.0	0	0	0	0	0	0	0
2018	ATLANTA	16	10	57	36	21	0.0	0.0	0	0	0	0	2	0	0
2019	ATLANTA	4	0	0	0	0	0.0	0.0	0	0	-	0	0	0	0
	PHILADELPHIA	12	0	5	5	0	0.0	0.0	0	0	-	0	0	0	1
2020	PHILADELPHIA	13	8	46	25	21	0.5	0.0	1	7	7	0	1	1	0
2021	MIAMI	12	2	12	7	5	0.0	0.0	0	0	0	0	0	0	0
NFL TOTALS		69	26	144	85	59	0.5	0.0	1	7	7	0	3	1	1

DUKE RILEY'S NFL PLAYOFF STATS

YEAR	TEAM	GP	GS	TACKLES					INTERCEPTIONS					FUMBLES	
				TOT	SOLO	ASST	SK	YDS	INT	YDS	LG	TD	PD	FF	FR
2017	ATLANTA	2	0	2	2	0	0.0	0.0	0	0	0	0	0	0	0
2019	PHILADELPHIA	1	0	0	0	0	0.0	0.0	0	0	0	0	0	0	0
NFL TOTALS		3	0	2	2	0	0.0	0.0	0	0	0	0	0	0	0

ADDITIONAL STATS

Special Teams Tackles: (Atlanta) 6 in 2017 (P-1), 3 in 2018, (Philadelphia) 9 in 2019 (P-1), 9 in 2020, (Miami) 2 in 2021 for total of 29 (P-2).

Blocked Punts: (Miami) 1 vs. Carolina on 11/28/21.

SINGLE-GAME CAREER HIGHS

Tackles:	13	vs. New Orleans, 9/23/18
Sacks:	0.5	at Washington, 9/13/20
Interceptions:	1	vs. New Orleans, 12/13/20
Passes Defended:	1	3 times, last: vs. New Orleans, 12/13/20
Forced Fumbles:	1	at Pittsburgh, 10/11/20
Fumble Recoveries:	1	vs. Chicago, 11/3/19



NFL CAREER

TRANSACTIONS:

- Signed by Miami as an unrestricted free agent from New England on March 21, 2020.
- 6th-round pick (214th overall) by New England in the 2016 NFL Draft.

CAREER HIGHLIGHTS:

- Played in 85 career games with 54 starts.
- 318 tackles (181 solo), 6.5 sacks, 1 interception, 9 passes defended, 4 forced fumbles and 2 fumble recoveries; 1 interception return for a TD.
- 4 special teams tackles (1 solo).
- 1 kickoff return for 13 yards.
- Appeared in 10 postseason games with 7 starts.
- Won Super Bowls LI and LIII with New England.

2021 (MIAMI):

- Played in 12 games with 10 starts.
- 56 tackles (31 solo), 1 sack, 1 interception, 3 passes defended and 2 forced fumbles; 1 interception return for a TD.
- Serves as a team captain.

AT LAS VEGAS (9/26): 5 tackles (3 solo), 1 interception, 1 pass defended and 1 forced fumble; 1 interception return for a TD.

- Interception a QB Derek Carr pass intended for TE Fabian Moreau in the 1st quarter and returned it 85 yards for a TD.
- It was his 1st career interception.
- Forced a RB Peyton Barber fumble in the 2nd quarter.

AT BUFFALO (10/31): 4 tackles (2 solo) and 1 forced fumble.

- Forced a QB Josh Allen fumble in the 4th quarter.

VS. BALTIMORE (11/11): 6 tackles (2 solo) and 1 sack.

- Sacked QB Lamar Jackson for a loss of 7 yards in the 3rd quarter.

2020 (MIAMI):

- Played in 13 games with 11 starts.
- Inactive for 2 games.
- Missed the rest of the season after being placed on injured reserve on Dec. 31, 2020.
- 61 tackles (33 solo), 1.5 sacks, 1 forced fumble and 1 fumble recovery.
- 1 kickoff return for 13 yards.

- Served as a team captain.
- Member of the team's Social Impact Committee.

AT SAN FRANCISCO (10/11): 1 solo tackle and 1 sack.

- Sacked QB Jimmy Garoppolo for a loss of 8 yards in the 1st quarter.

AT N.Y. JETS (11/29): 5 tackles (1 solo) and 0.5 sacks.

- Split a sack with LB Jerome Baker of QB Sam Darnold in the 4th quarter.

VS. NEW ENGLAND (12/20): 9 tackles (5 solo) and 1 fumble recovery.

- Recovered a WR Jakobi Meyers fumble forced by CB Xavien Howard in the 3rd quarter.

HONORS:

- Won the Nat Moore Community Service Award as part of the team's Social Impact Committee.

2019 (NEW ENGLAND):

- Played in all 16 games with 3 starts.
- 28 tackles (18 solo), 1 sack and 1 pass defended.
- 1 assisted special teams tackle.
- 1 reception for 38 yards and 1 TD.
- Served as a season-long team captain.
- Helped the defense lead the NFL in fewest total yards allowed per game (275.9) and points allowed per game (14.1).

AT MIAMI (9/15): 5 tackles (3 solo).

AT PHILADELPHIA (11/17): 1 solo tackle and 1 sack.

- Sacked QB Carson Wentz in the 2nd quarter.

VS. MIAMI (12/29): 1 solo tackle; 1 reception for 38 yards and 1 TD.

- Caught a 38-yard TD pass from QB Tom Brady in the 3rd quarter.
- It was his 1st career TD.
- Became just the 3rd defensive player in Patriots history to score an offensive TD.

POSTSEASON:

AFC WILD CARD VS. TENNESSEE (1/4): 2 tackles (1 solo)

2018 (NEW ENGLAND):

- Played in all 16 games with 11 starts.
- 63 tackles (30 solo), 1 sack and 4 forced fumbles.
- 2 special teams tackles.

AT DETROIT (9/23): 7 tackles (4 solo).

VS. KANSAS CITY (10/14): 7 tackles (2 solo) and 1 pass defended.

AT TENNESSEE (11/11): 6 tackles (4 solo) and 1

sack.

- Sacked QB Marcus Mariota in the 2nd quarter.

POSTSEASON:

AFC DIVISIONAL VS. L.A. CHARGERS (1/13): 3 tackles (2 solo).

AFC CHAMPIONSHIP AT KANSAS CITY (1/20): 3 solo tackles.

SUPER BOWL LIII VS. L.A. RAMS (2/3): 1 solo tackle.

2017 (NEW ENGLAND):

- Played in 15 games with 14 starts.
- Inactive for 1 game.
- 67 tackles (45 solo), 2 sacks, 1 pass defended and 1 fumble recovery.

VS. HOUSTON (9/24): 9 tackles (6 solo).

VS. CAROLINA (10/1): 5 tackles (4 solo) and 1 fumble recovery.

- Recovered a fumble by RB Jonathan Stewart in the 3rd quarter.

VS. MIAMI (11/26): 4 tackles (3 solo) and 2 sacks.

- Sacked QB Matt Moore in the 3rd quarter.
- Sacked QB Matt Moore again in the 4th quarter.

POSTSEASON:

AFC DIVISIONAL VS. TENNESSEE (1/13): 2 solo tackles.

AFC CHAMPIONSHIP VS. JACKSONVILLE (1/21): 7 tackles (3 solo).

SUPER BOWL LII VS. PHILADELPHIA (2/4): 6 tackles (2 solo).

2016 (NEW ENGLAND):

- Played in 13 games with 5 starts.
- Dressed but did not play in 1 game.
- Inactive for 2 games.
- 44 tackles (25 solo) and 1 forced fumble.

AT CLEVELAND (10/9): 7 tackles (6 solo).

VS. N.Y. JETS (12/24): 11 tackles (5 solo) and 1 forced fumble.

- Forced a fumble by RB Khiri Robinson in the 2nd quarter and it was recovered by CB Malcolm Butler.

AT MIAMI (1/1): 7 tackles (6 solo).

POSTSEASON:

AFC DIVISIONAL VS. HOUSTON (1/14): 3 tackles (1 solo).

AFC CHAMPIONSHIP VS. PITTSBURGH (1/22): 2 solo tackles.

SUPER BOWL LI VS. ATLANTA (2/5): 2 solo tackles.

BEFORE THE NFL

COLLEGE (HOUSTON):

- 3-year letterman (2013-15) and 1-year starter (2015).
- Transferred from Morgan State University following his freshman season (2012).

CAREER (AT HOUSTON): Played in 34 games with 14 starts; 175 tackles (109 solo), 7 sacks, 1 interception, 6 passes defended and 2 forced fumbles.

SENIOR (2015 AT HOUSTON): Started all 14 games; 142 tackles (88 solo), 6 sacks, 1 interception, 6 passes defended and 2 forced fumbles.

- His 88 solo tackles led the nation.
- His 142 total tackles led the AAC and ranked 4th in the nation.
- 1st-team All-AAC.
- Team captain.

JUNIOR (2014 AT HOUSTON): Played in 11 games; 26 tackles (17 solo) and 1 sack.

SOPHOMORE (2013 AT HOUSTON): Played in 8 games; 7 tackles (4 solo).

TRUE FRESHMAN (2012 AT MORGAN STATE):

Started all 11 games; 107 tackles (59 solo), 2 sacks, 1 interception and 3 passes defended.

- His 107 tackles ranked 2nd in school history.
- Finalist for the Jerry Rice Award (nation's top FCS freshman).
- 2nd-team All-MEAC.

HIGH SCHOOL (MEMORIAL HS – PORT ARTHUR, TEXAS)

- Also lettered in track and field.

SENIOR (2011):

- 1st-team all-district.

OFF THE FIELD

COMMUNITY:

- In 2020, helped establish the Social Impact Committee to make a difference in civic engagement, education and economic empowerment.

PERSONAL:

- **MAJOR:** Sociology.

EHLANDON ROBERTS' NFL REGULAR SEASON STATS

YEAR	TEAM	GP	GS	TACKLES					INTERCEPTIONS					FUMBLES	
				TOT	SOLO	ASST	SK	YDS	INT	YDS	LG	TD	PD	FF	FR
2016	NEW ENGLAND	13	5	44	25	19	0.0	0.0	0	0	0	0	0	1	0
2017	NEW ENGLAND	15	14	67	45	22	2.0	13.0	0	0	0	0	1	0	1
2018	NEW ENGLAND	16	11	63	30	33	1.0	7.0	0	0	0	0	4	0	0
2019	NEW ENGLAND	16	3	28	18	10	1.0	11.0	0	0	0	0	1	0	0
2020	MIAMI	13	11	61	33	28	1.5	11.5	0	0	0	0	0	1	1
2021	MIAMI	12	10	56	31	25	1.0	7.0	1	85	85t	1	3	2	0
NFL TOTALS		85	54	318	181	137	6.5	49.5	1	85	85t	1	9	4	2

ELANDON ROBERTS' NFL POSTSEASON STATS

YEAR	TEAM			TACKLES					INTERCEPTIONS					FUMBLES	
		GP	GS	TOT	SOLO	ASST	SK	YDS	INT	YDS	LG	TD	PD	FF	FR
2016	NEW ENGLAND	3	2	7	5	2	0.0	0.0	0	0	0	0	0	0	0
2017	NEW ENGLAND	3	3	15	7	8	0.0	0.0	0	0	0	0	0	0	0
2018	NEW ENGLAND	3	1	7	6	1	0.0	0.0	0	0	0	0	0	0	0
2019	NEW ENGLAND	1	1	2	1	1	0.0	0.0	0	0	0	0	0	0	0
NFL TOTALS		10	7	31	19	12	0.0	0.0	0	0	0	0	0	0	0

ADDITIONAL STATS

Defensive Touchdowns: 85-yard interception return at Las Vegas (9/26/21)

Special Teams Tackles: 1 in 2016, 2 in 2018, 1 in 2019 for total of 4.

Receiving: 1 for 38 yards and 1 TD in 2019.

Kickoff Returns: 1 for 13 yards in 2020.

SINGLE-GAME CAREER HIGHS

Tackles:	11	vs. N.Y. Jets, 12/24/16
Sacks:	2	vs. Miami, 11/26/17
Interceptions:	1	at Las Vegas, 9/26/21
Passes Defensed:	1	9 times, last: at Tampa Bay, 10/10/21
Forced Fumbles:	1	4 times, last: at Buffalo, 10/31/21
Fumble Recovery:	1	Twice, last: vs. New England, 12/20/20



NFL CAREER

TRANSACTIONS:

- Signed by Miami as an unrestricted free agent from New England on March 14, 2019.
- Traded from Philadelphia to New England on Sept. 7, 2016.
- 2nd-round pick (47th overall) by Philadelphia in the 2015 NFL Draft.

CAREER HIGHLIGHTS:

- Played in 81 career games with 49 starts.
- 310 tackles (221 solo), 5 interceptions, 39 passes defended, 4 forced fumbles and 1 fumble recovery; 1 interception return for a TD.
- 2 special teams tackles (1 solo).
- Intercepted Patriots QB Tom Brady and returned it 35 yards for a TD on Dec. 29, 2019 – it was just the 15th pick-six thrown by Brady in his career and only the 5th at Gillette Stadium.
- Won Super Bowl LI and LIII with New England.

2021 (MIAMI):

- Played in 12 games with 3 starts.
- 58 tackles (35 solo), 4 passes defended and 3 forced fumbles.

AT NEW ENGLAND (9/12): 9 tackles (6 solo) and 1 forced fumble.

- Forced a RB Rhamondre Stevenson fumble in the 1st quarter that was recovered by DT Zach Sieler.

VS. HOUSTON (11/7): 6 tackles (5 solo) and 1 forced fumble.

- Forced a TE Jordan Akins fumble in the 4th quarter that was recovered by S Brandon Jones.

VS. BALTIMORE (11/11): 4 tackles (3 solo), 1 pass defended and 1 forced fumble.

- Forced a WR Marquise Brown fumble on 3rd-and-10 in the 1st quarter.

2020 (MIAMI):

- Played in all 16 games with 14 starts.
- 91 tackles (66 solo), 2 interceptions, 11 passes defended and 1 fumble recovery.

VS. L.A. RAMS (11/1): 7 tackles (5 solo), 1 interception and 5 passes defended.

- Intercepted QB Jared Goff in the 2nd quarter and returned it 4 yards.

- His 5 passes defended were the most by a Dolphins player since CB Xavien Howard had 5

on Dec. 3, 2017 vs. Denver.

AT DENVER (11/22): 10 tackles (7 solo) and 1 fumble recovery.

- Recovered a RB Melvin Gordon III fumble forced by LB Andrew Van Ginkel in the 4th quarter.

VS. KANSAS CITY (12/13): 7 tackles (6 solo), 1 interception and 2 passes defended.

- Intercepted QB Patrick Mahomes in the 1st quarter.

2019 (MIAMI):

- Played in 16 games with 15 starts.
- 81 tackles (54 solo), 1 interception, 8 passes defended and 1 forced fumble; 1 interception return for a TD.

VS. BALTIMORE (9/8): 11 tackles (9 solo).

- Made Dolphins debut.

AT N.Y. JETS (12/8): 9 tackles (5 solo) and 1 forced fumble.

- It was his 50th career game.

AT NEW ENGLAND (12/29): 5 tackles (4 solo), 1 interception and 1 pass defended; 1 interception return for a TD.

- Intercepted QB Tom Brady in the 2nd quarter, returning it 35 yards for a TD. It was his 1st career pick-six. It was the 1st pick-six thrown by Brady since Dec. 24, 2017 vs. Buffalo, the 15th of his career and 5th at Gillette Stadium.

2018 (NEW ENGLAND):

- Played in 4 games with 2 starts.
- Inactive for 4 games.
- Missed the final 8 games after being placed on injured reserve on Oct. 31.
- 10 tackles (9 solo) and 1 pass defended.

VS. HOUSTON (9/9): 4 tackles (3 solo) and 1 pass defended.

AT JACKSONVILLE (9/16): 3 solo tackles.

2017 (NEW ENGLAND):

- Played in 8 games with 3 starts.
- Inactive for 8 games.
- 14 tackles (13 solo) and 2 passes defended.
- 1 special teams tackle.

AT NEW ORLEANS (9/17): 3 solo tackles; 1 special teams tackle.

AT MIAMI (12/11): 2 solo tackles.

AT PITTSBURGH (12/17): 5 solo tackles and 1 pass defended.

POSTSEASON:

AFC DIVISIONAL VS. TENNESSEE (1/13): 5 tackles (4 solo).

AFC CHAMPIONSHIP VS. JACKSONVILLE (1/21): 4 tackles (3 solo) and 1 pass defended.

SUPER BOWL LII VS. PHILADELPHIA (2/4): 4 solo tackles and 2 passes defended.

2016 (NEW ENGLAND/PHILADELPHIA):

- Played in 9 games with 7 starts with New England.
- 26 tackles (20 solo), 1 interception and 8 passes defended.
- Traded to New England on Sept. 7.
- Spent the offseason and training camp with Philadelphia.

AT PITTSBURGH (10/23): 6 tackles (5 solo) and 1 pass defended.

AT N.Y. JETS (11/27): 5 tackles (3 solo) and 1 pass defended.

VS. N.Y. JETS (12/24): 3 tackles (1 solo), 1 interception and 2 passes defended.

- Picked off QB Ryan Fitzpatrick in the 2nd quarter.

POSTSEASON:

AFC DIVISIONAL VS. HOUSTON (1/14): 3 solo tackles.

AFC CHAMPIONSHIP VS. PITTSBURGH (1/22): 4 tackles (3 solo), 1 interception and 2 passes defended.

- Intercepted QB Ben Roethlisberger in the 4th quarter and returned it 37 yards.

SUPER BOWL LI VS. ATLANTA (1/22): 4 tackles (3 solo) and 1 pass defended.

- Won his 1st Super Bowl.

2015 (PHILADELPHIA):

- Played in all 16 games with 5 starts.
- 30 tackles (24 solo), 1 interception and 5 passes defended.
- 1 assisted special teams tackle.

AT ATLANTA (9/14): Played but did not record any stats.

- Made his NFL debut.

AT N.Y. JETS (9/27): 1 solo tackle, 1 interception and 2 passes defended; 1 assisted special teams tackle.

- Picked off QB Ryan Fitzpatrick in the 3rd quarter for his 1st career interception.

AT NEW ENGLAND (12/6): 3 solo tackles.

- Made his 1st career start.

BEFORE THE NFL

COLLEGE (UTAH):

- 4-year starter (2011-14).

CAREER: Played in 47 games with 45 starts; 261 tackles (158 solo), 1.5 sacks, 3 interceptions, 36

passes defended, 3 fumble recoveries and 1 blocked kick; 1 interception return for a TD.

SENIOR (2014): Played in 12 games with 10 starts – 9 at corner and 1 at safety; 59 tackles (42 solo), 1 interception, 14 passes defended, 1 fumble recovery and 1 blocked kick.

- Honorable mention All-Pac-12.
- Returned 1 interception for a TD.
- His 14 passes defended tied for 2nd in the Pac-12.

JUNIOR (2013): Started all 12 games at safety; 69 tackles (42 solo), 0.5 sacks and 7 passes defended.

- His 69 tackles tied for 3rd on the team.

SOPHOMORE (2012): Started 10 games at safety; 64 tackles (39 solo), 1 interception, 6 passes defended and 1 fumble recovery.

- Honorable mention All-Pac-12.
- His 64 tackles ranked 2nd on the team.

TRUE FRESHMAN (2011): Started all 13 games at safety; 69 tackles (35 solo), 1 sack, 1 interception, 9 passes defended and 1 fumble recovery.

- Freshman All-American.
- His 69 tackles ranked 4th on the team.

HIGH SCHOOL (KLEIN HS – KLEIN, TEXAS)

- Also competed in basketball and track.

CAREER: 207 tackles, 9 interceptions, 4 forced fumbles; 3 blocked punts and 2 kickoff returns for TDs.

SENIOR (2010):

- All-state honorable mention.
- 1st-team all-district.
- 1st-team all-Texas defense.
- Served as a team captain.

JUNIOR (2009):

- 3rd-team all-state.
- 1st-team all-area.
- 2nd-team all-district.

OFF THE FIELD

COMMUNITY:

- In 2019, volunteered at the annual Dolphins holiday gift event through Football Unites and spent time with the 200 members of South Florida families.
- Helped distribute 500 Thanksgiving meals purchased through player donations to local South Florida families.
- Spent time with 80 local youth from the His House Children's Home, a Miami Gardens foster care residential facility, and shopped for back-to-school shoes at DSW Designer Shoe Warehouse.

PERSONAL:

- **MAJOR:** Business.

ERIC ROWE'S NFL REGULAR SEASON STATS

YEAR	TEAM	GP	GS	TACKLES					INTERCEPTIONS				FUMBLES		
				TOT	SOLO	ASST	SK	YDS	INT	YDS	LG	TD	PD	FF	FR
2015	PHILADELPHIA	16	5	30	24	6	0.0	0.0	1	0	0	0	5	0	0
2016	NEW ENGLAND	9	7	26	20	6	0.0	0.0	1	0	0	0	8	0	0
2017	NEW ENGLAND	8	3	14	13	1	0.0	0.0	0	0	0	0	2	0	0
2018	NEW ENGLAND	4	2	10	9	1	0.0	0.0	0	0	0	0	1	0	0
2019	MIAMI	16	15	81	54	27	0.0	0.0	1	35	35	1	8	1	0
2020	MIAMI	16	14	91	66	25	0.0	0.0	2	26	22	0	11	0	1
2021	MIAMI	12	3	58	35	23	0.0	0.0	0	0	0	0	4	3	0
NFL TOTALS		81	49	310	221	89	0.0	0.0	5	61	35t	1	39	4	1

ERIC ROWE'S NFL PLAYOFF STATS

YEAR	TEAM	GP	GS	TACKLES					INTERCEPTIONS					FUMBLES	
				TOT	SOLO	ASST	SK	YDS	INT	YDS	LG	TD	PD	FF	FR
2016	NEW ENGLAND	3	0	11	9	2	0.0	0.0	1	37	37	0	3	0	0
2017	NEW ENGLAND	3	2	13	11	2	0.0	0.0	0	0	0	0	3	0	0
NFL TOTALS		6	2	24	20	4	0.0	0.0	1	37	37	0	6	0	0

ADDITIONAL STATS

Special Teams Tackles: (Philadelphia) 1 in 2015, (New England) 1 in 2017 for total of 2.

Defensive Touchdown: 35-yard interception return on 12/29/19 at New England.

SINGLE-GAME CAREER HIGHS

Tackles: 11 vs. Baltimore, 9/8/19
Interceptions: 1 6 times, last: vs. Kansas City, 12/13/20
Passes Defended: 5 vs. L.A. Rams, 11/1/20
Forced Fumbles: 1 4 times, last: vs. Baltimore, 11/11/21
Fumble Recoveries: 1 at Denver, 11/22/20

* AFC Championship game

** Super Bowl LII



JASON SANDERS

KICKER // 5-11 // 197 // NEW MEXICO '18
ACQUIRED: D7B, '18
HOMETOWN: ORANGE, CALIF. // BORN: 11/16/95
NFL: FOURTH SEASON // DOLPHINS: FOURTH SEASON

NFL CAREER

TRANSACTIONS:

- 7th-round pick (229th overall) by Miami in the 2018 NFL Draft.

CAREER HONORS:

- 2020 1st-team All-Pro.
- AFC Special Teams Player of the Week (at Las Vegas, 12/26/20).
- AFC Special Teams Player of the Month (November 2020).
- AFC Special Teams Player of the Month (October 2020).
- AFC Special Teams Player of the Week (at San Francisco, 10/11/20).
- Caught a 1-yard TD pass from P Matt Haack on Dec. 1, 2019, a play dubbed "Mountaineer Shot." The play won the 2019 NFL Bridgestone Clutch Performance of the Year.
- AFC Special Teams Player of the Month (December 2019).
- AFC Special Teams Player of the Week (vs. Philadelphia, 12/1/19).
- AFC Special Teams Player of the Week (at Indianapolis, 11/10/19).
- 2018 PFWA All-Rookie Team.

CAREER HIGHLIGHTS:

- Played in 60 career games.
- 92-for-109 field goals (84.4 pct.); 123-for-126 extra points (97.6 pct.).
- 1 reception for 1 yard and 1 TD.
- 1 solo special teams tackle.
- Is the franchise's all-time career leader in field goal percentage:

DOLPHINS ALL-TIME FG% LEADERS (min. 50 att.)

PLAYER	YRS	FGM	FGA	PCT.
1. JASON SANDERS	2018-21	92	109	84.4
2. Dan Carpenter	2008-12	127	155	81.9
3. Olindo Mare	1997-2006	245	303	80.1
4. Pete Stoyanovich	1989-95	176	222	79.3
5. Caleb Sturgis	2013-14	55	71	77.5

- Had a streak of 69 consecutive made PATs from Dec. 15, 2019 to Nov. 28, 2021 that was the longest active streak in the NFL at that time.

- His 22 consecutive FG streak from 2019-20 is the longest in team history:

MOST CONSECUTIVE FIELD GOALS IN DOLPHINS HISTORY

PLAYER	CONS. FGs
1. JASON SANDERS (2019-20)	22
Olindo Mare (1999)	19
3. Dan Carpenter (2009)	17
4. Olindo Mare (2000)	16
Garro Yepremian (1978)	16

- His 36 field goals made in 2020 ranked 2nd in the league:

2020 NFL FIELD GOALS MADE LEADERS

PLAYER	TEAM	FGM	FGA	PCT.
1. Younghoe Koo	Atl.	37	39	94.9
2. JASON SANDERS	MIA.	36	39	92.3
3. Greg Zuerlein	LV	34	41	82.9
4. Daniel Carlson	NYG	33	35	94.3
5. Rodrigo Blankenship	Ind.	32	37	86.5

- His 36 field goals made in 2020 are 2nd-best in Dolphins history:

DOLPHINS SINGLE-SEASON FIELD GOALS MADE LEADERS

PLAYER	YEAR	FGM	FGA	PCT.
1. Olindo Mare	1999	39	46	84.8
2. JASON SANDERS	2020	36	39	92.3
3. Pete Stoyanovich	1991	31	37	83.8
4. Dan Carpenter	2010	30	41	73.2
Pete Stoyanovich	1992	30	37	81.1

- His 92.3 field goal percentage in 2020 is the best in Dolphins history:

DOLPHINS SINGLE-SEASON FG% LEADERS

PLAYER	YEAR	FGM	FGA	PCT.
1. JASON SANDERS	2020	36	39	92.3
2. Jay Feely	2007	21	23	91.3
Cody Parkey	2017	21	23	91.3
4. Olindo Mare	2001	19	21	90.5
5. Olindo Mare	2000	28	31	90.3
6. JASON SANDERS	2018	18	20	90.0

- Led the NFL with 13 field goals made in December 2019 – the most successful field goals in 1 month by an NFL kicker since December 2018 (Justin Tucker, 14).
- His 90.0 field goal percentage in 2018 was 8th-best in the league and 6th-best in Dolphins history.
- Was 1 of just 4 NFL kickers to appear in all 16 games and miss 2 or fewer field goals in 2018.

2021 (MIAMI):

- Played in 12 games.
- 15-for-20 field goals (75.0 pct.); 23-for-24 extra points (100.0 pct.).

AT NEW ENGLAND (9/12): 1-for-1 field goals (100.0 pct.); 2-for-2 extra points (100.0 pct.).

- Made a 48-yard FG in the 2nd quarter to tie the score 10-10.

AT LAS VEGAS (9/26): 2-for-3 field goals (66.7 pct.); 2-for-2 extra points (100.0 pct.).

- Made a 46-yard FG in the 4th quarter.
- Made a 50-yard FG in overtime to tie the score at 28-28.

VS. BALTIMORE (11/11): 3-for-3 field goals (100.0 pct.); 1-for-1 extra points (100.0 pct.).

- Made a 31-yard FG in the 2nd quarter to tie the score 3-3.
- Made a 22-yard FG in the 2nd quarter to give Miami a 6-3 lead.
- Made a 29-yard FG in the 4th quarter to extend Miami's lead to 9-3.

2020 (MIAMI):

- Played in all 16 games.
- 36-for-39 field goals (92.3 pct.); 36-for-36 extra points (100.0 pct.).
- His 36 field goals made in 2020 ranked 2nd in the NFL.
- His 92.3 field goal percentage in 2020 set a franchise record.

AT SAN FRANCISCO (10/11): 5-for-5 field goals (100.0 pct.); 4-for-4 extra points (100.0 pct.).

- Made FGs from 26, 50, 29, 31 and 49 yards.
- Became the 1st kicker in Dolphins history to have 3 games with at least 5 field goals.

AT ARIZONA (11/8): 2-for-2 field goals (100.0 pct.); 4-for-4 extra points (100.0 pct.).

- Made FGs from 50 and 56 yards.
- Became 1st player in team history to make 2 50+ yd. FGs in the same game.
- His 56-yard FG was the 5th-longest in team history.
- Kicked a 50-yard FG with 3:30 remaining that proved to be the game winner.
- Broke K Olindo Mare's team record of consecutive made field goals with 20.

AT LAS VEGAS (12/26): 4-for-4 field goals (100.0 pct.); 2-for-2 extra points (100.0 pct.).

- Made FGs from 37, 39, 22 and 44 yards.
- Hit a 44-yard FG with 0:01 remaining to give Miami a 26-25 win.

HONORS:

- AFC Special Teams Player of the Week (at San Francisco, 10/11).
- AFC Special Teams Player of the Month (October).
- AFC Special Teams Player of the Month (November).
- AFC Special Teams Player of the Week (at Las Vegas, 12/26).
- 1st-team All-Pro.

2019 (MIAMI):

- Played in all 16 games.

- 23-for-30 field goals (76.7 pct.); 29-for-30 extra points (96.7 pct.).
- Led the NFL with 13 field goals made in the month of December – the most successful field goals in 1 month by an NFL kicker since December 2018 (Justin Tucker, 14).

AT INDIANAPOLIS (11/10): 3-for-3 field goals (100.0 pct.); 1-for-1 extra points (100.0 pct.).

- Made the second game-winning kick of his career with a 48-yard FG with 5:45 left in the game to give Miami a 13-12 lead.
- Converted another 48-yard FG with 3:31 remaining to extend Miami's lead to 4 points.
- Also made a 47-yard FG in the 1st quarter.
- Became 1st Dolphins kicker since 1999 (Olindo Mare) to make 3 FGs of 45+ yards in the same game.

VS. PHILADELPHIA (12/1): 1-for-1 field goals (100.0 pct.); 2-for-3 extra points (66.7 pct.); 1 reception for 1 yard and 1 TD.

- Made a 51-yard FG to extend Miami's lead 37-28 with 3:37 remaining in the game.

- Caught a 1-yard TD pass from P Matt Haack on fourth-and-goal in the 2nd quarter to give Miami a 14-13 lead.
- It was the first TD reception of his career.
- He became the first kicker to catch a touchdown in the NFL since Denver's Jim Turner on Oct. 16, 1977.
- The last time an NFL kicker scored a touchdown was Arizona's Jay Feely on a 5-yard rush on Dec. 12, 2010 vs. Denver.

AT N.Y. JETS (12/8): 7-for-8 field goals (87.5 pct.).

- Made FGs from 22, 25, 28, 31, 53, 48 and 37 yards.
- Broke the single-game franchise record of 6 FGs set by K Olindo Mare on Oct. 17, 1999 at New England.
- Set a franchise record with 8 field goal attempts and is one of just 3 kickers in NFL history to attempt 8 FGs in a game. The last NFL kicker to attempt 8 FGs in a game was Tennessee's Rob Bironas on Oct. 21, 2007 at Houston.
- Became the 8th player in NFL history to kick at least 7 FGs in a game and the 1st since Oct. 14, 2018 when N.Y. Jets K Jason Myers had 7 vs. Indianapolis.

HONORS:

- Caught a 1-yard TD pass from P Matt Haack in the Dec. 1 win vs. Philadelphia, a play dubbed "Mountaineer Shot." The play won the NFL Bridgestone Clutch Performance of the Year.
- AFC Special Teams Player of the Week (at Indianapolis, 11/10).
- AFC Special Teams Player of the Week (vs. Philadelphia, 12/1).
- Became the 4th player in team history to win AFC Special Teams Player of the Week twice in 1 season, joining Olindo Mare (1999), Matt Turk (2001) and Dan Carpenter (2010).
- AFC Special Teams Player of the Month (December).

2018 (MIAMI):

- Played in all 16 games.

- 18-for-20 field goals (90.0 pct.); 35-for-36 extra points (97.2 pct.).
 - Was 1 of just 4 NFL kickers to appear in all 16 games and miss 2 or fewer field goals.
- VS. TENNESSEE (9/9):** 2-for-2 field goals (100.0 pct.); 3-for-3 extra points (100.0 pct.).
- Made his NFL debut and 1st NFL field goal.
- VS. CHICAGO (10/14):** 3-for-3 field goals (100.0 pct.); 2-for-2 extra points (100.0 pct.).
- Converted a 25-yard field goal in the 3rd quarter to extend Miami's lead 21-13.
 - Hit a 47-yard field goal as overtime expired to give the Dolphins a 31-28 win. It was the second-longest game-winning field goal in overtime by a rookie since 1974. Rams K Greg Zuerlein kicked a game-winning 54-yarder as a rookie on 12/2/12.
 - It was the first multi-field goal performance of his career.
- AT GREEN BAY (11/11):** 4-for-4 field goals (100.0 pct.).
- Hit field goals from 37, 25, 47 and 40 yards.
- HONORS:**
- PFWA All-Rookie Team.

BEFORE THE NFL

COLLEGE (NEW MEXICO):

- 4-year letterman (2014-17).
- CAREER:** Played in 50 games; 25-of-35 field goals (71.4 pct.) and 111-of-112 PATs (99.1 pct.) for 186 points; 9 special teams tackles; 1 special teams forced fumble; 266 kickoffs and 195 touchbacks.
- Set a school record for consecutive extra points made with 81.
 - Set a school record for most 50+ yard field goals (4).
- SENIOR (2017):** Played in all 12 games; 10-of-15 field goals (66.7 pct.) and 28-of-28 PATs (100.0 pct.) for 58 points; 1 special teams tackle; 48 kickoffs and 39 touchbacks.
- His 81.3 touchback percentage was 3rd in FBS.

JASON SANDERS' NFL REGULAR SEASON STATS										
YEAR	TEAM	GP	FGM	FGA	PCT	LG	XPM	XPA	PCT	PTS
2018	MIAMI	16	18	20	90.0	50	35	36	97.2	89
2019	MIAMI	16	23	30	76.7	54	29	30	96.7	98
2020	MIAMI	16	36	39	92.3	56	36	36	100.0	144
2021	MIAMI	12	15	20	75.0	51	23	24	95.8	68
NFL TOTALS		60	92	109	84.4	54	123	126	97.6	399

SANDERS' GAME-TYING OR WINNING 4TH QUARTER/OVERTIME KICKS (6)

DATE	OPP	SITUATION	DIST.	W/L	FINAL SCORE
1. 10/14/18	vs. Chi.	Tied 28-28 on the final play of overtime	47 yards	W	31-28*
2. 11/10/19	at Ind.	Trailing 12-10 with 5:45 remaining	48 yards	W	16-12
3. 12/22/19	vs. Cin.	Tied 35-35 on the final play of overtime	37 yards	W	38-35*
4. 11/8/20	at Ari.	Tied 31-31 with 3:30 remaining	50 yards	W	34-31
5. 12/26/20	at LV	Trailing 23-25 with 0:06 remaining	44 yards	W	26-25
6. 9/26/21	at LV	Trailing 25-28 with 2:49 remaining in overtime	50 yards	L	28-31*

* Overtime game

ADDITIONAL STATS

Special Teams Tackles: 1 in 2019.
Successful Onside Kicks: 1 in 2019.
Onside Kick Recoveries: 1 in 2019.
Receiving: 1 reception for 1 yard and 1 TD in 2019.

- JUNIOR (2016):** Played in all 13 games; 12-of-13 field goals (92.3 pct.) and 61-of-62 PATs (98.4 pct.) for 97 points; 3 special teams tackles; 84 kickoffs and 69 touchbacks.
- His 83.8 touchback percentage led all of FBS.
 - His 59 extra points made set a school record.
- SOPHOMORE (2015):** Played in all 13 games; 3-of-7 field goals (42.9 pct.) and 22-of-22 PATs (100.0 pct.) for 31 points; 72 kickoffs and 50 touchbacks.
- TRUE FRESHMAN (2014):** Played in all 12 games; 5 special teams tackles; 1 special teams forced fumble; 62 kickoffs and 37 touchbacks.

HIGH SCHOOL (VILLA PARK HS – VILLA PARK, CALIF.)

- Also played soccer.
- SENIOR (2013):** 7-of-12 field goals (58.3 pct.) and 31-of-34 PATs (91.2 pct.); 26 punts for 1,170 yards (45.0 avg.); 57 kickoffs and 38 touchbacks.
- Named his league's Special Teams Player of the Year.
- JUNIOR (2012):** 8-of-15 field goals (53.3 pct.) and 43-of-46 PATs (93.5 pct.); 47 punts for 2,157 yards (45.9 avg.); 81 kickoffs and 54 touchbacks.
- 1st-team all-league.
 - 2nd-team all-state.

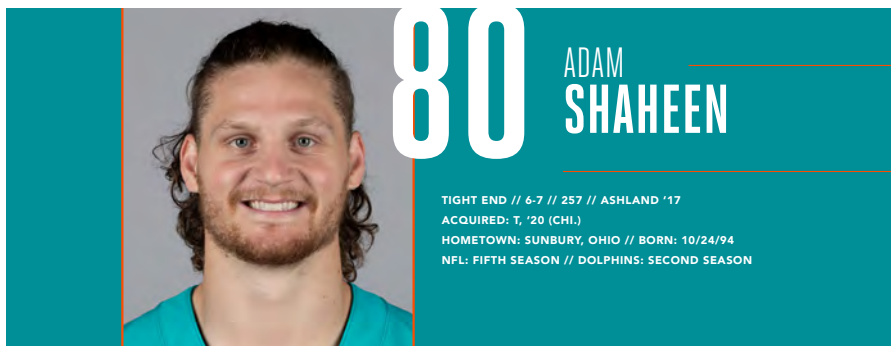
OFF THE FIELD

COMMUNITY:

- In 2019, helped distribute 500 Thanksgiving meals purchased through player donations to local South Florida families.

PERSONAL:

- **MAJOR:** Business and political science.



NFL CAREER

TRANSACTIONS:

- Traded from Chicago to Miami on July 26, 2020.
- 2nd-round pick (45th overall) by Chicago in the 2017 NFL Draft.

CAREER HIGHLIGHTS:

- Played in 52 games with 25 starts.
- 50 receptions for 509 yards (10.2 avg.) and 7 TDs.
- 1 solo special teams tackle.

2021 (MIAMI):

- Played in 9 games with 7 starts.
- Inactive for 2 games.
- Spent 1 game on the Reserve/COVID-19 List.
- 12 receptions for 110 yards (9.2 avg.).

AT JACKSONVILLE IN LONDON (10/17): 2 receptions for 15 yards (7.5 avg.).

VS. ATLANTA (10/24): 4 receptions for 23 yards (5.8 avg.).

VS. BALTIMORE (11/11): 3 receptions for 34 yards (11.3 avg.).

2020 (CHICAGO/MIAMI):

- Played in all 16 games with 5 starts for Miami.
- 12 receptions for 150 yards (12.5 avg.) and 3 TDs for Miami.
- Traded to Miami on July 26.

AT SAN FRANCISCO (10/11): 1 reception for 3 yards and 1 TD.

- Caught a 3-yard TD pass from QB Ryan Fitzpatrick in the 1st quarter to give Miami a 7-0 lead.

VS. N.Y. JETS (10/18): 3 receptions for 51 yards and 1 TD.

- Caught a 4-yard TD pass from QB Ryan Fitzpatrick in the 1st quarter to give Miami a 7-0 lead.

AT N.Y. JETS (11/29): 1 reception for 7 yards and 1 TD.

- Caught a 7-yard TD pass from QB Ryan Fitzpatrick in the 4th quarter to extend Miami's lead to 20-3.

2019 (CHICAGO):

- Played in 8 games with 2 starts.
- Inactive for 4 games.
- Missed the rest of the season after being placed on injured reserve on Nov. 30.
- 9 receptions for 74 yards (8.2 avg.).

- 1 special teams tackle.

AT DENVER (9/15): 3 receptions for 24 yards (8.0 avg.).

VS. MINNESOTA (9/29): 2 receptions for 13 yards (6.5 avg.).

VS. NEW ORLEANS (10/20): 2 receptions for 24 yards (12.0 avg.).

2018 (CHICAGO):

- Played in 6 games with 4 starts.
- Activated from injured reserve on Nov. 17.
- Inactive for 1 game.
- 5 receptions for 48 yards (9.6 avg.) and 1 TD.

AT N.Y. GIANTS (12/2): 2 receptions for 5 yards (2.5 avg.) and 1 TD.

- Caught a 2-yard TD pass from QB Chase Daniel in the 1st quarter.

VS. GREEN BAY (12/16): 2 receptions for 39 yards (19.5 avg.).

AT SAN FRANCISCO (12/23): 1 reception for 4 yards.

2017 (CHICAGO):

- Played in 13 games with 7 starts.
- Inactive for 3 games.
- 12 receptions for 127 yards (10.6 avg.) and 3 TDs.
- 1 miscellaneous tackle.

VS. ATLANTA (9/10): Played but did not record any stats.

- Made his NFL debut.

VS. PITTSBURGH (9/24): 1 reception for 2 yards and 1 TD.

- Caught a 2-yard TD pass from QB Matt Glennon in the 2nd quarter for his 1st career TD.
- Made his 1st NFL start.

AT CINCINNATI (12/10): 4 receptions for 44 yards (11.0 avg.) and 1 TD.

- Caught a 1-yard TD pass from QB Mitch Trubisky in the 4th quarter.

BEFORE THE NFL

COLLEGE (ASHLAND):

- Transferred from Pitt-Johnstown following his freshman season where he played basketball.

CAREER: Played in 31 games; 129 receptions for 1,755 yards (13.6 avg.) and 26 TDs.

- His 129 career receptions were 6th in school history.

- His 1,755 receiving yards were 10th in school history.
 - Was named to the Division II All-Decade Team.
- JUNIOR (2016 AT ASHLAND):** Played in all 11 games; 57 receptions for 867 yards (15.2 avg.) and 16 TDs.
- His 57 receptions and 867 yards led all D2 tight ends.
 - His 16 receiving TDs set a single-season school record.
 - 1st-team Division II All-American.
 - GLIAC Male Student Athlete of the Year.
 - 1st-team All-GLIAC.

- SOPHOMORE (2015 AT ASHLAND):** Played in all 11 games; 70 receptions for 803 yards (11.5 avg.) and 10 TDs.
- His 70 receptions led all NCAA tight ends and ranked 3rd in school history.
 - 1st-team All-GLIAC.
 - 1st-team Division II All-American.

REDSHIRT FRESHMAN (2014 AT ASHLAND):
Played in 9 games; 2 receptions for 85 yards (42.5 avg.).

TRUE FRESHMAN (2013 AT PITT-JOHNSTOWN):
Played basketball; played in 26 games.

- Redshirted in football.

HIGH SCHOOL (BIG WALNUT HS – SUNBURY, OHIO)

- Also played basketball.

SENIOR (2012):

- All-conference.
- 2nd-team all-district.

OFF THE FIELD

PERSONAL:

• **PRONUNCIATION:** Last name is pronounced Shuh-HEEN.

• **MAJOR:** Finance.

ADAM SHAHEEN'S NFL REGULAR SEASON STATS

DREW Brees - 2017-2021 Season Stats													
YEAR	TEAM	RECEIVING							RUSHING				
		GP	GS	REC	YDS	AVG	LG	TD	ATT	YDS	AVG	LG	TD
2017	CHICAGO	13	7	12	127	10.6	31	3	0	0	0.0	-	0
2018	CHICAGO	6	4	5	48	9.6	23	1	0	0	0.0	-	0
2019	CHICAGO	8	2	9	74	8.2	18	0	0	0	0.0	-	0
2020	MIAMI	16	5	12	150	12.5	43	3	0	0	0.0	-	0
2021	MIAMI	9	7	12	110	9.2	21	0	0	0	0.0	0	0
NFL TOTALS		52	25	50	509	10.2	43	7	0	0	0.0	0	0

ADDITIONAL STATS

Special Teams Tackles: 1 in 2019.

Miscellaneous Tackles: 1 in 2017.

SINGLE-GAME CAREER HIGHS

- Receptions:** 4 3 times, last: vs. Atlanta, 10/24/21
- Receiving Yards:** 51 vs. N.Y. Jets, 10/18/20
- Longest Reception:** 43 vs. N.Y. Jets, 10/18/20
- Receiving TDs:** 1 7 times, last: at N.Y. Jets, 11/29/20

2017 GAME-BY-GAME STATS (CHICAGO)

DATE	OPPONENT	P/S	REC	YDS	AVG	LG	TD
9/10	ATLANTA		0	0	0.0	-	0
9/17	at Tampa Bay		0	0	0.0	-	0
9/24	PITTSBURGH		1	2	2.0	2t	1
9/28	at Green Bay		0	0	0.0	-	0
10/9	MINNESOTA		0	0	0.0	-	0
10/15	at Baltimore		0	0	0.0	-	0
10/22	CAROLINA		0	0	0.0	-	0
10/29	at New Orleans		0	0	0.0	-	0
11/12	GREEN BAY		2	39	19.5	31	0
11/19	DETROIT		4	41	10.3	22	1
11/26	at Philadelphia		1	1	1.0	1	0
12/3	SAN FRANCISCO		0	0	0.0	-	0
12/10	at Cincinnati		4	44	11.0	18	1
12/16	at Detroit						INACTIVE
12/24	CLEVELAND						INACTIVE
12/31	at Minnesota						INACTIVE
2017 TOTALS		13/7	12	127	10.6	31	3

2018 GAME-BY-GAME STATS (CHICAGO)

DATE	OPPONENT	P/S	REC	YDS	AVG	LG	TD
9/9	at Green Bay						INJURED RESERVE
9/17	SEATTLE						INJURED RESERVE
9/23	at Arizona						INJURED RESERVE
9/30	TAMPA BAY						INJURED RESERVE
10/14	at Miami						INJURED RESERVE
10/21	NEW ENGLAND						INJURED RESERVE
10/28	N.Y. JETS						INJURED RESERVE
11/4	at Buffalo						INJURED RESERVE
11/11	DETROIT						INJURED RESERVE
11/18	MINNESOTA	1/1	0	0	0.0	-	0
11/22	at Detroit						INACTIVE
12/2	at N.Y. Giants	1/0	2	5	2.5	3	1
12/9	L.A. RAMS	1/1	0	0	0.0	-	0
12/16	GREEN BAY	1/0	2	39	19.5	23	0
12/23	at San Francisco	1/1	1	4	4.0	4	0
12/30	at Minnesota	1/1	0	0	0.0	-	0
2018 TOTALS		6/4	5	48	9.6	23	1

DATE	OPPONENT	P/S	REC	YDS	AVG	LG	TD
01/06	PHILADELPHIA*	1/1	3	13	4.3	7	0

* NFC Wild Card game

2019 GAME-BY-GAME STATS (CHICAGO)

DATE	OPPONENT	P/S	REC	YDS	AVG	LG	TD
9/5	GREEN BAY	1/1	1	6	6.0	6	0
9/15	at Denver	1/0	3	24	8.0	9	0
9/23	at Washington	1/0	1	7	7.0	7	0
9/29	MINNESOTA	1/0	2	13	6.5	8	0
10/6	at Oakland	1/0	0	0	0.0	-	0
10/20	NEW ORLEANS	1/0	2	24	12.0	18	0
10/27	L.A. CHARGERS	1/0	0	0	0.0	-	0
11/3	at Philadelphia	1/1	0	0	0.0	-	0
11/10	DETROIT						
11/17	at L.A. Rams						
11/24	N.Y. GIANTS						
11/28	at Detroit						
12/5	DALLAS						
12/15	at Green Bay						
12/22	KANSAS CITY						
12/29	at Minnesota						
2019 TOTALS		8/2	9	74	8.2	18	0

2020 GAME-BY-GAME STATS (MIAMI)

DATE	OPPONENT	P/S	REC	YDS	AVG	LG	TD
09/13	at New England	1/0	0	0	0.0	0	0
09/20	BUFFALO	1/0	1	4	4.0	4	0
09/24	at Jacksonville	1/0	0	0	0.0	0	0
10/04	SEATTLE	1/1	0	0	0.0	0	0
10/11	at San Francisco	1/0	1	3	3.0	3t	1
10/18	N.Y. JETS	1/1	3	51	17.0	43	1
11/01	L.A. RAMS	1/0	0	0	0.0	0	0
11/08	at Arizona	1/0	0	0	0.0	0	0
11/15	N.Y. JETS	1/1	1	19	19.0	19	0
11/22	at Denver	1/0	0	0	0.0	0	0
11/29	at N.Y. Jets	1/0	1	7	7.0	7t	1
12/06	CINCINNATI	1/0	0	0	0.0	0	0
12/13	KANSAS CITY	1/1	2	26	13.0	16	0
12/20	NEW ENGLAND	1/1	1	15	15.0	15	0
12/26	at Las Vegas	1/0	1	3	3.0	3	0
01/03	at Buffalo	1/0	1	22	22.0	22	0
2020 TOTALS		16/5	12	150	12.5	43	3

2021 GAME-BY-GAME STATS (MIAMI)

DATE	OPPONENT	P/S	REC	YDS	AVG	LG	TD
09/12	at New England						
09/19	BUFFALO	1/0	0	0	0.0	0	0
09/26	at Las Vegas	1/1	0	0	0.0	-	0
10/03	INDIANAPOLIS	1/1	0	0	0.0	-	0
10/10	at Tampa Bay	1/1	2	15	7.5	10	0
10/17	at Jacksonville						
10/24	ATLANTA	1/1	4	23	5.8	7	0
10/31	at Buffalo	1/1	1	8	8.0	8	0
11/07	HOUSTON	1/1	1	11	11.0	11	0
11/11	BALTIMORE	1/0	3	34	11.3	21	0
11/21	at N.Y. Jets	1/1	1	19	19.0	19	0
11/28	CAROLINA						
12/05	N.Y. GIANTS						
12/19	N.Y. JETS						
12/27	at New Orleans						
01/02	at Tennessee						
01/09	NEW ENGLAND						
2021 TOTALS		9/7	12	110	9.2	21	0



DEFENSIVE TACKLE // 6-6 // 297 // FERRIS STATE '18
 ACQUIRED: WAL., '19 (BAL.)
 HOMETOWN: PINCKNEY, MICH. // BORN: 9/7/95
 NFL: FOURTH SEASON // DOLPHINS: SECOND SEASON

NFL CAREER

TRANSACTIONS:

- Awarded off waivers to Miami on Dec. 5, 2019.
- Waived by Baltimore on Dec. 4, 2019.
- Promoted from Baltimore's practice squad on Oct. 5, 2019.
- Signed to Baltimore's practice squad on Sept. 1, 2019.
- Waived by Baltimore on Aug. 31, 2019.
- 7th-round pick (238th overall) by Baltimore in the 2018 NFL Draft.

CAREER HIGHLIGHTS:

- Played in 37 career games with 14 starts.
- 100 tackles (57 solo), 4.5 sacks, 4 passes defended and 2 fumble recoveries.

2021 (MIAMI):

- Played in 12 games with 5 starts.
- 40 tackles (21 solo), 2 passes defended and 2 fumble recoveries.

AT NEW ENGLAND (9/12): 3 tackles (2 solo) and 1 fumble recovery.

- Recovered a RB Rhamondre Stevenson forced by S Eric Rowe in the 1st quarter.

AT LAS VEGAS (9/26): 9 tackles (4 solo) and 1 pass defended.

AT JACKSONVILLE IN LONDON (10/17): 1 assisted tackle and 1 fumble recovery.

- Recovered a QB Trevor Lawrence fumble forced by DT Christian Wilkins in the 3rd quarter.

2020 (MIAMI):

- Played in all 16 games with 8 starts.
- 48 tackles (30 solo) and 3.5 sacks.

AT ARIZONA (11/8): 4 tackles (3 solo).

- Teamed up with LB Elandon Roberts to stop RB Chase Edmonds for no gain on a critical 4th-and-1 in the 4th quarter.

VS. CINCINNATI (12/6): 3 solo tackles and 1 sack.

- Sacked QB Brandon Allen for a loss of 5 yards in the 4th quarter.

VS. NEW ENGLAND (12/20): 5 tackles (3 solo) and 1 sack.

- Sacked QB Cam Newton for a loss of 7 yards in the 2nd quarter.

2019 (BALTIMORE/MIAMI):

- Played in 3 games with 1 start with Miami.
- 8 tackles (3 solo), 1 sack and 2 passes defended with Miami.
- Inactive for 1 game with Miami.
- Awarded off waivers to Miami on Dec. 5.
- Played in 4 games with Baltimore.
- Inactive for 4 games with Baltimore.
- 3 tackles (2 solo) with Baltimore.

AT CINCINNATI (11/10): 1 solo tackle.

AT N.Y. GIANTS (12/15): 1 assisted tackle.

- Made his Dolphins debut.

VS. CINCINNATI (12/22): 7 tackles (3 solo), 1 sack and 2 passes defended.

- Sacked QB Andy Dalton in the 1st quarter. It was his 1st career sack.

2018 (BALTIMORE):

- Played in 2 games.
- Inactive for 14 games.
- 1 solo tackle.

VS. DENVER (9/23): Played but did not record any stats.

- Made his NFL debut.

VS. PITTSBURGH (11/4): 1 solo tackle.

- Made his 1st NFL tackle.

BEFORE THE NFL

COLLEGE (FERRIS STATE):

- 3-year starter (2014-17).
- Became the first player from his school to ever be selected in the NFL Draft.

CAREER: Played in 39 games with 28 starts; 176 tackles (77 solo), 33 sacks 7 forced fumbles, 4 fumble recoveries and 3 passes defended; 2 blocked kicks.

SENIOR (2017): Played in all 13 games; 79 tackles (32 solo), 7 sacks, 2 forced fumbles, 2 fumble recoveries and 2 passes defended; 1 blocked kick.

- 1st-team D2 All-American.
- Great Lakes Intercollegiate Conference (GLIAC) Defensive Lineman of the Year.
- 1st-team All-GLIAC.

JUNIOR (2016): Played in all 15 games; 80 tackles (37 solo), 19.5 sacks, 5 forced fumbles, 2 fumble recoveries and 1 pass defended; 1 blocked kick.

- 1st-team All-GLIAC.

- His 19.5 sacks were a school record and led all of NCAA Division II.

SOPHOMORE (2015): Played in 11 games; 17 tackles (8 solo) and 6.5 sacks.

REDSHIRT FRESHMAN (2014): Did not record any stats.

- Redshirted in 2013.

HIGH SCHOOL (PINCKNEY HS – PINCKNEY, MICH.)

- Also competed in wrestling and track and field.

SENIOR (2012):

- All-conference.

OFF THE FIELD

PERSONAL:

- **PRONUNCIATION:** Last name is pronounced SEE-ler.
- **MAJOR:** Mechanical engineering technology.

ZACH SIELER'S NFL REGULAR SEASON STATS																
YEAR	TEAM			TACKLES					INTERCEPTIONS					FUMBLES		
		GP	GS	TOT	SOLO	ASST	SK	YDS	INT	YDS	LG	TD	PD	FF	FR	
2018	BALTIMORE	2	0	1	1	0	0.0	0.0	0	0	0	0	0	0	0	
2019	BALTIMORE	4	0	3	2	1	0.0	0.0	0	0	0	0	0	0	0	
	MIAMI	3	1	8	3	5	1.0	8.0	0	0	0	0	2	0	0	
2020	MIAMI	16	8	48	30	18	3.5	23.5	0	0	0	0	0	0	0	
2021	MIAMI	12	5	40	21	19	0.0	0.0	0	0	0	0	2	0	2	
NFL TOTALS		37	14	100	57	43	4.5	31.5	0	0	0	0	4	0	2	

SINGLE-GAME CAREER HIGHS

- Tackles:** 9 at Las Vegas, 9/26/21
- Sacks:** 1 4 times, last: vs. New England, 12/20/20
- Passes Defensed:** 2 vs. Cincinnati, 12/22/19
- Fumble Recoveries:** 1 Twice, last: at Jacksonville in London, 10/17/21



NFL CAREER

TRANSACTIONS:

- 4th-round pick (123rd overall) by Miami in the 2018 NFL Draft.

CAREER HIGHLIGHTS:

- Played in 58 career games with 36 starts.
- 64 receptions for 576 yards (9.0 avg.) and 2 TDs.
- 2 carries for 3 yards (1.5 avg.).
- 6 kickoff returns for 50 yards (8.3 avg.).
- 8 special teams tackles (6 solo).

2021 (MIAMI):

- Played in 12 games with 7 starts.
- 25 reception for 253 yards (10.1 avg.).
- 2 carries for 3 yards (1.5 avg.).
- 2 special teams tackles (1 solo).

AT JACKSONVILLE IN LONDON (10/17): 5 receptions for 59 yards (11.8 avg.).

VS. ATLANTA (10/24): 3 receptions for 37 yards (12.3 avg.).

AT N.Y. JETS (11/21): 4 receptions for 37 yards (9.3 avg.).

2020 (MIAMI):

- Played in 15 games with 13 starts.
- Inactive for 1 game.
- 26 receptions for 208 yards (8.0 avg.) and 2 TDs.

VS. N.Y. JETS (10/18): 1 reception for 4 yards and 1 TD.

- Caught a 4-yard TD pass from QB Ryan Fitzpatrick in the 2nd quarter to extend Miami's lead to 21-0.
- It was his 1st career TD.

VS. L.A. CHARGERS (11/15): 2 receptions for 9 yards (4.5 avg.) and 1 TD.

- Caught a 2-yard TD pass from QB Tua Tagovailoa in the 4th quarter to extend Miami's lead to 26-14.

VS. NEW ENGLAND (12/20): 5 receptions for 40 yards (8.0 avg.).

2019 (MIAMI):

- Played in all 16 games with 14 starts.
- 7 receptions for 65 yards (9.3 avg.).
- 4 kickoff returns for 45 yards (11.3 avg.).
- 6 special teams tackles (5 solo).

VS. NEW ENGLAND (9/15): 1 reception for 24 yards.

VS. PHILADELPHIA (12/1): 2 receptions for 13 yards (6.5 avg.); 1 kickoff return for 6 yards.

VS. CINCINNATI (12/22): 2 receptions for 18 yards (9.0 avg.); 1 solo special teams tackle.

2018 (MIAMI):

- Played in 15 games with 2 starts.
- Inactive for 1 game.
- 6 receptions for 50 yards (8.3 avg.).
- 1 kickoff return for 0 yards (0.0 avg.).

AT INDIANAPOLIS (11/25): 2 receptions for 27 yards (13.5 avg.).

- Made 1st career start.
- Made 1st career reception on a 21-yard pass from QB Ryan Tannehill.

VS. JACKSONVILLE (12/23): 1 reception for 9 yards (9.0 avg.).

AT BUFFALO (12/30): 3 receptions for 14 yards (4.7 avg.).

BEFORE THE NFL

COLLEGE (NOTRE DAME):

- 4-year letterman (2014-17) and 2-year starter.

CAREER: Played in 41 games with 28 starts; 28 receptions for 381 yards (13.6 avg.) and 6 TDs.

SENIOR (2017): Started all 13 games; 15 receptions for 244 yards (16.3 avg.) and 1 TD.

- Helped block for the 7th-best rushing offense in FBS (269.3 rushing yards per game), the school's best finish since 1995.

- Helped the school set a single-season rushing record with 3,503 rushing yards.

JUNIOR (2016): Started all 12 games; 9 receptions for 112 yards (12.4 avg.) and 4 TDs.

SOPHOMORE (2015): 3 starts; 3 receptions for 18 yards (6.0 avg.) and 1 TD.

REDSHIRT FRESHMAN (2014): Played in all 13 games; 1 reception for 7 yards.

- Redshirted in 2013.

HIGH SCHOOL (BELTON HS – BELTON, TEXAS)

- Played defensive end as a freshman before moving to tight end.

SENIOR (2012): 37 receptions for 547 yards (14.8 avg.) and 6 TDs.

- 1st-team all-district.

JUNIOR (2011): 22 receptions for 341 yards (15.5 avg.) and 3 TDs.

• 1st-team all-district.
SOPHOMORE (2010): 8 receptions for 120 yards (15.0 avg.) and 2 TDs.

OFF THE FIELD

PERSONAL:

• **PRONUNCIATION:** Last name is pronounced sm-eye-th.

DURHAM SMYTHE'S NFL REGULAR SEASON STATS

YEAR	TEAM	GP	GS	RECEIVING					RUSHING				
				REC	YDS	AVG	LG	TD	ATT	YDS	AVG	LG	TD
2018	MIAMI	15	2	6	50	8.3	21	0	0	0	0.0	0	0
2019	MIAMI	16	14	7	65	9.3	24	0	0	0	0.0	0	0
2020	MIAMI	15	13	26	208	8.0	19	2	0	0	0.0	0	0
2021	MIAMI	12	7	25	253	10.1	25	0	2	3	1.5	2	0
NFL TOTALS		58	36	64	576	9.0	25	2	2	3	1.5	2	0

ADDITIONAL STATS

Special Teams Tackles: 6 in 2019, 2 in 2021 for total of 8.

Miscellaneous Tackles: 1 in 2019.

Kickoff Returns: 1 for 0 yards in 2018, 4 for 45 yards in 2019, 1 in 2020 for 5 yards for total of 6 for 51 yards (8.7 avg.).

Miscellaneous Fumble Recoveries: 1 in 2018.

SINGLE-GAME CAREER HIGHS

Receptions: 5 3 times, last: vs. Carolina, 11/28/21

Receiving Yards: 59 at Jacksonville in London, 10/17/21

Longest Reception: 25 at Jacksonville in London, 10/17/21

Receiving TDs: 1 Twice, last: vs. L.A. Chargers, 11/15/20

2020 GAME-BY-GAME STATS (MIAMI)

DATE	OPPONENT	P/S	REC	YDS	AVG	LG	TD
09/13	at New England	1/1	0	0	0.0	0	0
09/20	BUFFALO	1/0	0	0	0.0	0	0
09/24	at Jacksonville	1/1	1	7	7.0	7	0
10/04	SEATTLE	1/1	2	30	15.0	18	0
10/11	at San Francisco		INACTIVE				
10/18	N.Y. JETS	1/0	1	4	4.0	4t	1
11/01	L.A. RAMS	1/1	2	16	8.0	8	0
11/08	at Arizona	1/1	1	19	19.0	19	0
11/15	L.A. CHARGERS	1/1	2	9	4.5	7	1
11/22	at Denver	1/1	0	0	0.0	0	0
11/29	at N.Y. Jets	1/1	3	19	6.3	12	0
12/06	CINCINNATI	1/1	2	16	8.0	11	0
12/13	KANSAS CITY	1/1	2	19	9.5	10	0
12/20	NEW ENGLAND	1/1	5	40	8.0	15	0
12/26	at Las Vegas	1/1	2	6	3.0	5	0
01/03	at Buffalo	1/1	3	23	7.7	11	0
2020 TOTALS		15/13	26	208	8.0	19	2

2021 GAME-BY-GAME STATS (MIAMI)

DATE	OPPONENT	P/S	REC	YDS	AVG	LG	TD
09/12	at New England	1/1	1	9	9.0	9	0
09/19	BUFFALO	1/1	0	0	0.0	-	0
09/26	at Las Vegas	1/0	0	0	0.0	-	0
10/03	INDIANAPOLIS	1/1	2	6	3.0	4	0
10/10	at Tampa Bay	1/0	2	23	11.5	21	0
10/17	at Jacksonville	1/1	5	59	11.8	25	0
10/24	ATLANTA	1/0	3	37	12.3	18	0
10/31	at Buffalo	1/1	0	0	0.0	-	0
11/07	HOUSTON	1/0	2	27	13.5	21	0
11/11	BALTIMORE	1/1	1	23	23.0	23	0
11/21	at N.Y. Jets	1/0	4	37	9.3	18	0
11/28	CAROLINA	1/1	5	32	6.4	11	0
12/05	N.Y. GIANTS						
12/19	N.Y. JETS						
12/27	at New Orleans						
01/02	at Tennessee						
01/09	NEW ENGLAND						
2021 TOTALS		12/7	25	253	10.1	25	0

2018 GAME-BY-GAME STATS (MIAMI)

DATE	OPPONENT	P/S	REC	YDS	AVG	LG	TD
09/09	TENNESSEE	1/0	0	0	0.0	0	0
09/16	at N.Y. Jets	1/0	0	0	0.0	0	0
09/23	OAKLAND	1/0	0	0	0.0	0	0
09/30	at New England	1/0	0	0	0.0	0	0
10/07	at Cincinnati	1/0	0	0	0.0	0	0
10/14	CHICAGO	1/0	0	0	0.0	0	0
10/21	DETROIT	1/0	0	0	0.0	0	0
10/25	at Houston	1/0	0	0	0.0	0	0
11/04	N.Y. JETS	1/0	0	0	0.0	-	0
11/11	at Green Bay		INACTIVE				
11/25	at Indianapolis	1/1	2	27	13.5	21	0
12/02	BUFFALO	1/0	0	0	0.0	0	0
12/09	NEW ENGLAND	1/0	0	0	0.0	0	0
12/16	at Minnesota	1/1	0	0	0.0	0	0
12/23	JACKSONVILLE	1/0	1	9	9.0	9	0
12/30	at Buffalo	1/0	3	14	4.7	5	0
2018 TOTALS		15/2	6	50	8.3	21	0

2019 GAME-BY-GAME STATS (MIAMI)

DATE	OPPONENT	P/S	REC	YDS	AVG	LG	TD
09/08	BALTIMORE	1/1	0	0	0.0	0	0
09/15	NEW ENGLAND	1/1	1	24	24.0	24	0
09/22	at Dallas	1/1	0	0	0.0	0	0
09/29	L.A. CHARGERS	1/0	0	0	0.0	0	0
10/13	WASHINGTON	1/1	0	0	0.0	0	0
10/20	at Buffalo	1/1	0	0	0.0	0	0
10/28	at Pittsburgh	1/1	0	0	0.0	0	0
11/03	N.Y. JETS	1/1	0	0	0.0	0	0
11/10	at Indianapolis	1/0	0	0	0.0	0	0
11/17	BUFFALO	1/1	0	0	0.0	0	0
11/24	at Cleveland	1/1	0	0	0.0	0	0
12/01	PHILADELPHIA	1/1	2	13	6.5	7	0
12/08	at N.Y. Jets	1/1	1	2	2.0	2	0
12/15	at N.Y. Giants	1/1	0	0	0.0	0	0
12/22	CINCINNATI	1/1	2	18	9.0	13	0
12/29	at New England	1/1	1	8	8.0	8	0
2019 TOTALS		16/14	7	65	9.3	24	0



1

TUA TAGOVAILOA

QUARTERBACK // 6-1 // 217 // ALABAMA '20

ACQUIRED: D1A, '20

HOMETOWN: EWA BEACH, HAWAII // BORN: 3/2/98

NFL: SECOND SEASON // DOLPHINS: SECOND SEASON

NFL CAREER

TRANSACTIONS:

- 1st-round pick (5th overall) by Miami in the 2020 NFL Draft.

CAREER HIGHLIGHTS:

- Played in 18 career games with 16 starts.
- 351-of-524 passing (67.0 pct.) for 3,515 yards, 21 TDs and a QB rating of 90.5.
- 61 carries for 177 yards (2.9 avg.) and 6 TDs.
- 1 miscellaneous tackle.
- Became 3rd rookie QB in Super Bowl era (Dak Prescott and Kyle Allen) to not throw an interception in his 1st 5 career starts (min. 100 att.).
- Became the 1st Dolphins rookie QB in team history to win each of his 1st 3 starts.
- Did not throw an interception in 5 consecutive starts (Games 7-10, 12 of the 2020 season), trying the franchise record (Jay Fiedler) for most consecutive starts without an interception.
- Joined QB Carson Wentz (Philadelphia) as only rookie QBs in the Super Bowl era to win each of his 1st 3 NFL starts and not throw an interception.

2021 (MIAMI):

- Played in 8 games with 7 starts.
- Dressed but did not play in 1 game.
- Missed 3 games after being placed on injured reserve on Sept. 25.
- 165-of-234 passing (70.5 pct.) for 1,701 yards, 10 TDs and a QB rating of 94.7.
- 25 carries for 68 yards (2.7 avg.) and 3 TDs.
- 1 assisted miscellaneous tackle.
- 1 miscellaneous fumble recovery.

AT JACKSONVILLE IN LONDON (10/17): 33-of-47 passing (70.2 pct.) for 329 yards, 2 TDs and a QB rating of 95.1; 3 carries for 22 yards (7.3 avg.).

- Completed a 6-yard TD pass to WR Jaylen Waddle in the 1st quarter to give Miami a 7-0 lead.
- Completed a 2-yard TD pass to WR Jaylen Waddle in the 4th quarter.

VS. ATLANTA (10/24): 32-of-40 passing (80.0 pct.) for 291 yards, 4 TDs and a QB rating of 109.5.

- Completed a 10-yard TD pass to WR Isaiah Ford in the 1st quarter to give Miami a 7-0 lead.
- Completed a 6-yard TD pass to TE Mike Gesicki

in the 3rd quarter.

- Completed a 7-yard TD pass to RB Myles Gaskin in the 4th quarter.
- Completed a 4-yard TD pass to WR Mack Hollins in the 4th quarter to give Miami a 28-27 lead.

VS. BALTIMORE (11/11): 8-of-13 passing (61.5 pct.) for 158 yards for a QB rating of 104.0; 3 carries for 0 yards and 1 TD.

- Scored on a 1-yard TD run in the 4th quarter to extend Miami's lead to 22-10.

AT N.Y. JETS (11/21): 27-of-33 passing (81.8 pct.) for 273 yards and 2 TDs for a QB rating of 108.7; 3 carries for 6 yards (2.0 avg.).

- Completed a 65-yard TD pass to WR Mack Hollins in the 3rd quarter to give Miami a 14-7 lead.
- Completed a 5-yard TD pass to RB Myles Gaskin in the 4th quarter to give Miami a 21-14 lead.

2020 (MIAMI):

- Played in 10 games with 9 starts.
- Inactive for 1 game.
- Dressed but did not play in 5 games.
- 186-of-290 passing (64.1 pct.) for 1,814 yards, 11 TDs and a QB rating of 87.1.
- 36 carries for 109 yards (3.0 avg.) and 3 TDs.
- 1 miscellaneous tackle.

VS. N.Y. JETS (10/18): 2-of-2 passing (100.0 pct.) for 9 yards for a QB rating of 85.4.

- Made his NFL and Dolphins debut.
- Became the 4th left-handed QB to throw a pass for the Dolphins, joining Jim Del Gaizo, Scott Mitchell and Pat White.

AT ARIZONA (11/8): 20-of-28 passing (71.4 pct.) for 248 yards, 2 TDs and a QB rating of 122.3; 7 carries for 35 yards (5.0 avg.).

- Completed a 9-yard TD pass to WR Preston Williams to extend Miami's lead to 21-14.
- Completed an 11-yard TD pass to WR Mack Hollins in the 4th quarter to even the score 31-31.
- Trailing by 7 entering the 4th quarter, completed 6-of-8 (75.0 pct.) passes for 67 yards and 1 TD in final frame to lead come-from-behind win.
- Became the 1st Dolphins player to have a game-winning drive in the 4th quarter or OT within his 1st 2 NFL starts since Chad Henne in 2009.
- It was the 1st 4th-quarter comeback of his career.

VS. KANSAS CITY (12/13): 28-of-48 passing (58.3 pct.) for 316 yards, 2 TDs and a QB rating for 83.3;

6 carries for 24 yards (4.0 avg.) and 1 TD.

- Completed a 7-yard TD pass to TE Mike Gesicki to give Miami a 7-0 lead.
- Completed a 29-yard TD pass to TE Mike Gesicki in the 4th quarter.
- Scored on a 1-yard TD run in the 4th quarter.
- Posted the 1st 300-yard passing game of his career.

VS. NEW ENGLAND (12/20): 20-of-26 passing (76.9 pct.) for 145 yards and a QB rating of 73.4; 3 carries for 9 yards (3.0 avg.) and 2 TDs.

- Scored on a 3-yard TD run in the 4th quarter to give Miami a 15-12 lead.
- Scored on a 1-yard TD run in the 4th quarter to extend Miami's lead to 22-12.
- Became the 5th QB in Dolphins history to have 2 rushing TDs in the same game and 1st since QB Cleo Lemon on 10/14/07 at Cleveland.

BEFORE THE NFL

COLLEGE (ALABAMA):

- 3-year letterman (2017-19) and 2-year starter.

CAREER: Played in 33 career games with 24 starts; 474-of-684 passing (69.3 pct.) for 7,442 yards and 87 TDs; 107 carries for 340 yards (3.2 avg.) and 9 TDs.

- His 87 career passing TDs set a school record.
- His 7,442 career passing yards ranked 3rd in school history.

JUNIOR (2019): Started 9 games; 180-of-252 passing (71.4 pct.) for 2,840 yards and 33 TDs; 23 carries for 17 yards (0.7 avg.) and 2 TDs.

- Co-Polynesian Player of the Year.
- Won the Bobby Bowden Award (Division I player who epitomizes a student-athlete from a faith perspective).
- 2nd-team All-SEC.

SOPHOMORE (2018): Started all 15 games; 245-of-355 passing (69.0 avg.) for 3,966 yards and 43 TDs; 57 carries for 190 yards (3.3 avg.) and 5 TDs.

- His 43 TD passes were a single-season school record.
- His 3,966 passing yards were a single-season school record.
- His 245 completions ranked 4th in school history.
- His 48 total TDs led the SEC and ranked 2nd nationally.

- Consensus All-American.
- Walter Camp Player of the Year.
- Won the Maxwell Award (nation's top all-around player).
- Sporting News National Player of the Year.
- SEC Offensive Player of the Year.
- 1st-team All-SEC.
- Finalist for the Davey O'Brien Award (best quarterback).

TRUE FRESHMAN (2017): Played in 9 games; 49-of-77 passing (63.6 pct.) and 11 TDs; 27 carries for 133 yards (4.9 avg.) and 2 TDs.

- Entered the game in the 2nd half and helped team erase 13-0 to win the College Football Playoff National Championship.
- College Football Playoff National Championship Offensive MVP.

HIGH SCHOOL (SAINT LOUIS SCHOOL - HONOLULU, HAWAII)

CAREER: 8,158 passing yards and 84 TDs; 1,727 rushing yards and 27 TDs.

- His 8,158 passing yards were a new Hawaii high school record.

SENIOR (2016): 3,932 passing yards and 43 TDs.

- Hawaii Gatorade Player of the Year.
- Won a state championship.

OFF THE FIELD

COMMUNITY:

- In 2021, established the Tua Foundation, dedicated to the support of youth initiatives, health and wellness and other charitable causes.
- In 2020, established a \$300,000 permanent scholarship endowment at his high school alma mater, Saint Louis School in Honolulu, Hawaii.

PERSONAL:

- **PRONUNCIATION:** Name is pronounced TOO-uh TUNG-oh-vai-LOA.
- **MAJOR:** Communication studies.

TUA TAGOVAILOA'S NFL REGULAR SEASON PASSING STATS

YEAR	TEAM	GP	GS	ATT	CMP	PCT	YDS	Y/A	TD	INT	LG	SK/YDS	RATE
2020	MIAMI	10	9	290	186	64.1	1814	6.3	11	5	35	20/136	87.1
2021	MIAMI	8	7	234	165	70.5	1701	7.3	10	6	65t	10/83	94.7
NFL TOTALS		18	16	524	351	67.0	3515	6.7	21	11	65t	30/219	90.5

TUA TAGOVAILOA'S NFL REGULAR SEASON RUSHING/RECEIVING STATS

		RUSHING							RECEIVING				
YEAR	TEAM	GP	GS	ATT	YDS	AVG	LG	TD	REC	YDS	AVG	LG	TD
2020	MIAMI	10	9	36	109	3.0	17	3	0	0	-	-	0
2021	MIAMI	8	7	25	68	2.7	9	3	0	0	-	-	0
NFL TOTALS		17	15	61	177	2.9	17	6	0	0	-	-	0

ADDITIONAL STATS

Miscellaneous Tackles: 1 in 2020, 1 in 2021 for total of 2.

Miscellaneous Fumble Recoveries: 1 in 2021.

Career Regular Season Record As A Starter: 6-3 in 2020, 3-4 in 2021 for total of 9-7.

SINGLE-GAME CAREER HIGHS

Pass Attempts:	58	at Buffalo, 1/3/21
Completions:	35	at Buffalo, 1/3/21
Passing Yards:	361	at Buffalo, 1/3/21
TD Passes:	4	vs. Atlanta, 10/24/21
Longest Pass:	65t	at N.Y. Jets, 11/21/21
Completion Pct. (min. 20 att.):	87.1	vs. Carolina, 11/28/21
Passer Rating:	122.3	at Arizona, 11/8/20
Rush Attempts:	7	at Arizona, 11/8/20
Rushing Yards:	35	at Arizona, 11/8/20
Longest Run:	17	at Arizona, 11/8/20
Rushing TDs:	2	vs. New England, 12/20/20

TAGOVAILLOA'S 4TH QUARTER COMEBACK VICTORIES (2)

DATE	OPP	4Q DEFICIT	4Q/OT STATS	FINAL SCORE
1. 11/8/20	at Ari.	24-31	8-6-67-1-0	34-31
2. 12/20/20	vs. NE	9-7	5-5-28-0-0	22-12

TAGOVAILLOA'S GAME-WINNING DRIVES (3)

DATE	OPP	GW SCORE	TIME LEFT	FINAL SCORE
1. 11/8/20	at Ari.	Sanders 50-yd FG	3:30	34-31
2. 12/20/20	vs. NE	Tagovailloa 3-yd rush	12:55	22-12
3. 11/21/21	at NYJ	Gaskin 5-yard rec	10:15	24-17

300-YARD PASSING GAMES (3)

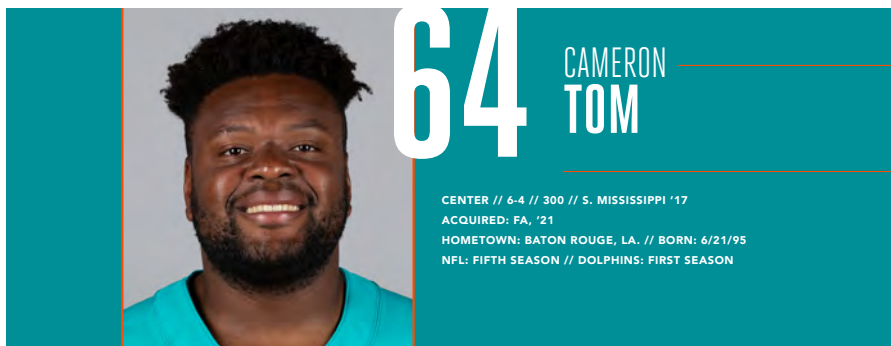
DATE	OPP	ATT	CMP	PCT	YDS	TD	INT	LG	RATE
12/13/20	vs. KC	48	28	58.3	316	2	1	29t	83.3
1/3/21	at Buf.	58	35	60.3	361	1	3	31	62.5
10/17/21	at Jax.	47	33	70.2	329	2	1	32	95.1

2020 GAME-BY-GAME STATS (MIAMI)

DATE	OPPONENT	P/S	ATT	CMP	PCT	YDS	TD	INT	LG	SK/YDS
09/13	at New England					DID NOT PLAY				
09/20	BUFFALO					DID NOT PLAY				
09/24	at Jacksonville					DID NOT PLAY				
10/04	SEATTLE					DID NOT PLAY				
10/11	at San Francisco					DID NOT PLAY				
10/18	N.Y. JETS	1/0			100.0	9	0		7	0/0
11/01	L.A. RAMS	1/1	22	12	54.5	93	1	0	15	1/3
11/08	at Arizona	1/1	28	20	71.4	248	2	0	35	3/27
11/15	N.Y. JETS	1/1	25	15	60.0	169	2	0	23	0/0
11/22	at Denver	1/1	20	11	55.0	83	1	0	13	6/33
11/29	at N.Y. Jets					INACTIVE				
12/06	CINCINNATI	1/1	39	26	66.7	296	1	0	35	0/0
12/13	KANSAS CITY	1/1	48	28	58.3	316	2	1	29t	4/29
12/20	NEW ENGLAND	1/1	26	20	76.9	145	0	1	15	2/12
12/26	at Las Vegas	1/1	22	17	77.3	94	1	0	14	3/23
01/03	at Buffalo	1/1	58	35	60.3	361	1	3	31	1/9
2020 TOTALS		10/9	290	186	64.1	1,814	11	5	35	20/136

2021 GAME-BY-GAME STATS (MIAMI)

DATE	OPPONENT	P/S	ATT	CMP	PCT	YDS	TD	INT	LG	SK/YDS
09/12	at New England	1/1	27	16	59.3	202	1	1	36	2/17
09/19	BUFFALO	1/1	4	1	25.0	13	0	0	13	2/13
09/26	at Las Vegas					INJURED RESERVE				
10/03	INDIANAPOLIS					INJURED RESERVE				
10/10	at Tampa Bay					INJURED RESERVE				
10/17	at Jacksonville	1/1	47	33	70.2	329	2	1	32	0/0
10/24	ATLANTA	1/1	40	32	80.0	291	4	2	27	1/10
10/31	at Buffalo	1/1	39	21	53.8	205	0	1	40	2/11
11/07	HOUSTON					DID NOT PLAY				
11/11	BALTIMORE	1/0	13	8	61.5	158	0	0	64	1/6
11/21	at N.Y. Jets	1/1	33	27	81.8	273	2	1	65t	0/0
11/28	CAROLINA	1/1	31	27	87.1	230	1	0	57	2/26
12/05	N.Y. GIANTS									
12/19	N.Y. JETS									
12/27	at New Orleans									
01/02	at Tennessee									
01/09	NEW ENGLAND									
2021 TOTALS		8/7	234	165	70.5	1701	10	6	65t	10/83



NFL CAREER

TRANSACTIONS:

- Signed to Miami's active roster on Nov. 10, 2021.
- Signed to Miami's practice squad on Sept. 1, 2021.
- Released by Miami on Aug. 31, 2021.
- Signed by Miami on Feb. 3, 2021.
- Signed to New Orleans' practice squad on Sept. 6, 2020.
- Waived by New Orleans on Sept. 5, 2020.
- Promoted from New Orleans' practice squad on Oct. 25, 2017.
- Signed to New Orleans' practice squad on Sept. 3, 2017.
- Waived by New Orleans on Sept. 2, 2017.
- Signed by New Orleans as an undrafted college free agent on May 8, 2017.

CAREER HIGHLIGHTS:

- Played in 13 career games with 1 start.
- Appeared in 2 postseason games.

2021 (MIAMI):

- Played in 1 game.
- Dressed but did not play in 2 games.
- Signed to the active roster on Nov. 10.
- Elevated to the active roster for 2 games.
- Spent 7 games on the practice squad.

2020 (NEW ORLEANS):

- Played in 1 game.
- Elevated to the active roster on Nov. 29.
- Spent the season on New Orleans' practice squad.

AT DENVER (11/29): Played but did not record any stats.

2019 (NEW ORLEANS):

- Missed the entire season on injured reserve.
- Placed on injured reserve Aug. 31.

2018 (NEW ORLEANS):

- Played in 11 games with 1 start.
- Inactive for 3 games.
- Dressed but did not play in 2 games.

AT ATLANTA (9/23): Played but did not record any stats.

- Made his NFL debut.

VS. L.A. RAMS (11/4): Played but did not record any stats.

VS. PHILADELPHIA (11/18): Played but did not record any stats.

- Played in 24 snaps at center and did not allow a sack, helping the team gain 546 total offensive net yards.

POSTSEASON:

NFC DIVISIONAL VS. PHILADELPHIA (1/13): Played but did not record any stats.

NFC CHAMPIONSHIP VS. L.A. RAMS (1/20): Played but did not record any stats.

2017 (NEW ORLEANS):

- Inactive for 10 games.
- Promoted to the active roster on Oct. 25.
- Spent 6 games on the practice squad.

BEFORE THE NFL

COLLEGE (SOUTHERN MISSISSIPPI):

- 4-year starter (2012-15).

CAREER: Played in 44 games with 43 starts at right guard.

JUNIOR (2015): Started all 14 games at center.

- 1st-team All-Conference USA.

SOPHOMORE (2014): Started all 12 games at center.

- Honorable mention All-Conference USA.

TRUE FRESHMAN (2013): Played in 11 games with 9 starts at right tackle.

- Conference USA All-Freshman.

HIGH SCHOOL (CATHOLIC HS - BATON ROUGE, LA.)

- Also lettered in track and field.

SENIOR (2012):

- Honorable mention all-state.
- 1st-team all-metro.
- 1st-team all-district.
- All-district in shot put.

OFF THE FIELD

PERSONAL:

- **MAJOR:** Marketing.

CAMERON TOM'S NFL REGULAR SEASON STATS

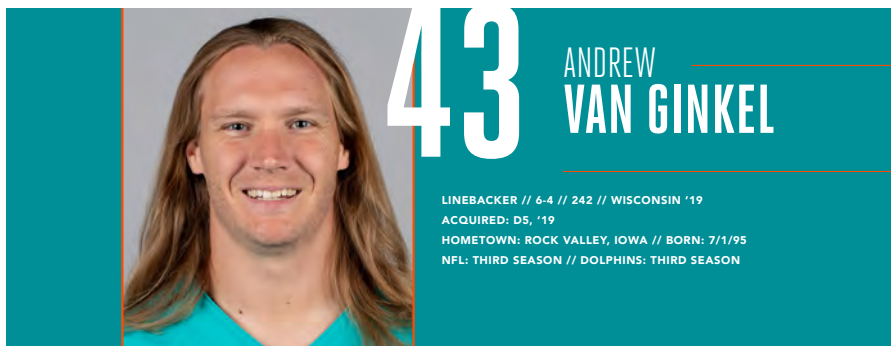
GAMES/STARTS: (New Orleans) 2018: 11/1, 2020: 1/0, (Miami) 2021: 1/0

NFL TOTALS: 13/1

CAMERON TOM'S NFL PLAYOFF STATS

GAMES/STARTS: (New Orleans) 2018: 2/0

PLAYOFF TOTALS: 2/0



43

ANDREW VAN GINKEL

LINEBACKER // 6-4 // 242 // WISCONSIN '19

ACQUIRED: D5, '19

HOMETOWN: ROCK VALLEY, IOWA // BORN: 7/1/95

NFL: THIRD SEASON // DOLPHINS: THIRD SEASON

NFL CAREER

TRANSACTIONS:

- 5th-round pick (151st overall) by Miami in the 2019 NFL Draft.

CAREER HIGHLIGHTS:

- Played in 34 career games with 21 starts.
- 96 tackles (62 solo), 8.5 sacks, 8 passes defended, 4 forced fumbles and 2 fumble recoveries; 1 fumble return for a TD.
- 13 special teams tackles (9 solo).
- 1 blocked punt.

2021 (MIAMI):

- Played in 12 games with 9 starts.
- 43 tackles (28 solo), 2 sacks, 4 passes defended and 1 forced fumble.
- 3 solo special teams tackles.

VS. BUFFALO (9/19): 4 tackles (1 solo), 0.5 sacks and 1 forced fumble.

- Forced a RB Devin Singletary fumble in the 3rd quarter.
- Split a sack with DE Emmanuel Ogbah of QB Josh Allen for a loss of 8 yards on 3rd-and-10 in the 3rd quarter.

VS. HOUSTON (11/7): 4 solo tackles and 1 sack.

- Sacked QB Tyrod Taylor for a loss of 7 yards in the 2nd quarter.

VS. BALTIMORE (11/11): 4 tackles (2 solo), 0.5 sacks and 1 pass defended.

- Split a sack of QB Lamar Jackson with LB Jaelan Phillips for a loss of 9 yards on 3rd-and-5 in the 1st quarter.

2020 (MIAMI):

- Played in all 16 games with 11 starts.
- 42 tackles (25 solo), 5.5 sacks, 4 passes defended, 3 forced fumbles and 1 fumble recovery.
- 1 fumble return for a TD.
- 1 blocked punt.
- 6 special teams tackles (4 solo).

VS. L.A. RAMS (11/1): 2 assisted tackles, 1 pass defended and 1 fumble recovery; 1 fumble return for a TD.

- Recovered a QB Jared Goff fumble forced by DE Emmanuel Ogbah and returned it 78 yards for a TD in the 2nd quarter.
- It was the 2nd-longest fumble return in team

history and longest longest since DE/LB Jason Taylor had an 85-yard return for a TD on Sept. 11, 2005.

VS. L.A. CHARGERS (11/15): 5 assisted tackles; 1 blocked punt.

- Blocked a punt by P Ty Long that was Miami's 1st blocked punt since RB Brandon Bolden blocked a punt on Nov. 11, 2018 at Green Bay.

AT LAS VEGAS (12/26): 7 tackles (6 solo), 2 sacks and 1 pass defended; 1 special teams tackle.

- Sacked QB Derek Carr on 3rd-and-8 for a loss of 9 yards in the 2nd quarter.
- Sacked QB Derek Carr again for a loss of 9 yards in the 2nd quarter.

2019 (MIAMI):

- Played in 6 games with 1 start.
- 11 tackles (9 solo), 1 sack and 1 fumble recovery.
- 4 special teams tackles (2 solo).
- Activated off injured reserve on Nov. 20.
- Missed the first 10 games of the season after being placed on injured reserve on Sept. 6.

AT CLEVELAND (11/25): 1 assisted tackle; 1 solo special teams tackle.

- Made his NFL debut.

AT N.Y. JETS (12/8): 2 tackles (1 solo) and 1 sack; 1 assisted special teams tackle.

- Sacked QB Sam Darnold for a loss of 8 yards on the final possession of the game.
- It was his 1st career sack.

AT NEW ENGLAND (12/29): 6 solo tackles.

BEFORE THE NFL

COLLEGE (WISCONSIN):

- 2-year letterman (2017-18) and 1-year starter.
- Transferred from Iowa Western Community College following his sophomore season (2016).
- Transferred from South Dakota following his redshirt freshman season (2015).

CAREER (AT WISCONSIN): Played in 27 games with 10 starts; 99 tackles (64 solo), 12 sacks, 7 passes defended, 2 interceptions, 7 passes defended, 4 forced fumbles and 1 fumble recovery; 1 blocked kick.

SENIOR (2018 AT WISCONSIN): Played in all 13 games with 10 starts; 60 tackles (38 solo), 5.5 sacks, 3 passes defended and 2 forced fumbles; 1 blocked kick.

- 3rd-team All-Big Ten.
- His 5.5 sacks led the team.

JUNIOR (2017 AT WISCONSIN): Played in all 14 games; 39 tackles (26 solo), 6.5 sacks, 2 interceptions, 4 passes defended, 2 forced fumbles and 1 fumble recovery.

- Helped the defense lead the nation in pass efficiency allowed (94.6 yards allowed per game) and rank 2nd in total defense (262.1 yards allowed per game).

SOPHOMORE (2016 AT IOWA WESTERN CC): Started all 11 games; 50 tackles (18 solo), 3.5 sacks, 1 interception, 1 pass defended and 1 fumble recovery.

REDSHIRT FRESHMAN (2015 AT SOUTH DAKOTA): Started all 11 games at defensive end; 56 tackles (40 solo), 9 sacks, 2 passes defended, 2 forced fumbles and 3 fumble recoveries; 1 blocked kick.

- 1st-team All-Missouri Valley Football Conference (MVFC).
- MVFC Freshman of the Year.
- Redshirted in 2014.

HIGH SCHOOL (BAYDEN HULL/ROCK VALLEY HS – ROCK VALLEY, IOWA)

- Played quarterback and defensive back.
- Also lettered in basketball and track.

CAREER: 176 tackles, 10 interceptions and 10 fumble recoveries.

SENIOR (2014): 1,466 passing yards and 17 TDs; 1,413 rushing yards and 15 TDs; 95 tackles.

- 1st-team all-state at defensive back.

OFF THE FIELD

COMMUNITY:

- In 2019, collaborated with fellow Dolphins rookies and Neighbors4Neighbors to sponsor four South Florida families with holiday gifts and game tickets.
- Helped distribute 500 Thanksgiving meals purchased through player donations to local South Florida families.
- Volunteered with Feeding South Florida to pack food for local families.
- Volunteered to take local elementary students Halloween costume shopping in Aventura.

PERSONAL:

- **MAJOR:** Agricultural business management.

ANDREW VAN GINKEL'S NFL REGULAR SEASON STATS

YEAR	TEAM	GP	GS	TACKLES					INTERCEPTIONS					FUMBLES	
				TOT	SOLO	ASST	SK	YDS	INT	YDS	LG	TD	PD	FF	FR
2019	MIAMI	6	1	11	9	2	1.0	8.0	0	0	0	0	0	0	1
2020	MIAMI	16	11	42	25	17	5.5	45.0	0	0	0	0	4	3	1
2021	MIAMI	12	9	43	28	15	2.0	15.5	0	0	0	0	4	1	0
NFL TOTALS		34	21	96	62	34	8.5	68.5	0	0	0	0	8	4	2

ADDITIONAL STATS

Defensive Touchdowns: 78-yard fumble return on 11/1/20 vs. L.A. Rams.


Special Teams Tackles: 4 in 2019, 6 in 2020, 3 in 2021 for total of 13.

Special Teams Forced Fumbles: 1 in 2020.

Blocked Punts: 1 on 11/15/20 vs. L.A. Chargers.

SINGLE-GAME CAREER HIGHS

Tackles:	7	at Las Vegas, 12/26/20
Sacks:	2	at Las Vegas, 12/26/20
Passes Defended:	1	7 times, last: vs. Baltimore, 11/11/21
Forced Fumbles:	1	4 times, last: vs. Buffalo, 9/19/21
Fumble Recoveries:	1	Twice, last: vs. L.A. Rams, 11/1/20



17

JAYLEN WADDLE

WIDE RECEIVER // 5-10 // 182 // ALABAMA '21

ACQUIRED: D1A, '21

HOMETOWN: HOUSTON, TEXAS // BORN: 11/25/98

NFL: ROOKIE SEASON // DOLPHINS: ROOKIE SEASON

NFL CAREER

TRANSACTIONS:

- 1st-round pick (6th overall) by Miami in the 2021 NFL Draft.

CAREER HIGHLIGHTS:

- Started 12 career games.
- 77 receptions for 759 yards (9.9 avg.) and 4 TDs.
- 2 carries for 3 yards (1.5 avg.) and 1 TD.
- 7 kickoff returns for 126 yards (18.0 avg.).
- 3 punt returns for 13 yards (4.3 avg.).
- His 77 receptions lead all NFL rookies:

NFL ROOKIE RECEIVING LEADERS (2021)					
	PLAYER	TEAM	REC	YDS	TDs
1.	JAYLEN WADDLE	MIA.	77	759	4
2.	Najee Harris	Pit.	52	351	2
3.	Ja'Marr Chase	Cin.	50	906	8
4.	DeVonta Smith	Phi.	48	686	4
5.	Rondale Moore	Ari.	47	413	1

2021 (MIAMI):

- Started 12 games.
- 77 receptions for 759 yards (9.9 avg.) and 4 TDs.
- 2 carries for 3 yards (1.5 avg.) and 1 TD.
- 7 kickoff returns for 126 yards (18.0 avg.).
- 3 punt returns for 13 yards (4.3 avg.).
- 3 miscellaneous tackles.

AT NEW ENGLAND (9/12): 4 receptions for 61 yards (15.3 avg.) and 1 TD.

- Caught a 3-yard TD pass from QB Tua Tagovailoa in the 3rd quarter to give Miami a 17-10 lead.
- It was his 1st career TD.
- Made his NFL debut.

AT LAS VEGAS (9/26): 12 receptions for 58 yards (4.8 avg.).

- His 12 receptions were a Dolphins rookie record.

AT JACKSONVILLE IN LONDON (10/17): 10 receptions for 70 yards (7.0 avg.) and 2 TDs.

- Caught a 6-yard TD pass from QB Tua Tagovailoa in the 1st quarter.
- Caught a 2-yard TD pass from QB Tua Tagovailoa in the 4th quarter.
- Became the 1st rookie in Dolphins history to have multiple 10+ reception games.
- Became the 5th rookie in Dolphins history to catch multiple TDs in a game.

VS. CAROLINA (11/28): 9 receptions for 137 yards (15.2 avg.) and 1 TD; 1 punt return for 7 yards.

- Caught a 9-yard TD pass from QB Tua Tagovailoa in the 2nd quarter to give Miami a 14-7 lead.

BEFORE THE NFL

COLLEGE (ALABAMA):

- 3-year letterman (2018-20).

CAREER: Played in 34 games with 9 starts; 106 receptions for 1,999 yards (18.9 avg.) and 17 TDs; 4 carries for 17 yards (4.3 avg.); 9 kickoff returns for 214 yards (23.8 avg.) and 1 TD; 38 punt returns for 733 yards (19.3 avg.) and 2 TDs.

- 2nd-team All-SEC return specialist.
- His 18.9 yards per catch ranked 2nd in school history (min. 100 rec.).
- His 733 career punt return yards ranked 6th in school history.

JUNIOR (2020): Played in 6 games with 3 starts; 28 receptions for 591 yards (21.1 avg.) and 4 TDs; 3 carries for 12 yards (4.0 avg.); 4 kickoff returns for 39 yards (9.8 avg.); 2 punt returns for 13 yards (6.5 avg.).

SOPHOMORE (2019): Played in all 13 games with 3 starts; 33 receptions for 560 yards (17.0 avg.) and 6 TDs; 1 carry for 5 yards; 5 kickoff returns for 175 yards (35.0 avg.) and 1 TD; 20 punt returns for 487 yards (24.4 avg.) and 1 TD.

- 1st-team All-American.
- 1st-team All-SEC as a return specialist.
- SEC Special Teams Player of the Year.
- His 24.4 punt return average ranked 1st in the nation.

TRUE FRESHMAN (2018): Played in all 15 games with 3 starts; 45 receptions for 848 yards (18.8 avg.) and 7 TDs; 16 punt returns for 233 yards (14.6 avg.) and 1 TD.

- Freshman All-American.
- SEC Freshman of the Year.
- SEC All-Freshman Team.

HIGH SCHOOL (EPISCOPAL HS – BELLAIRE, TEXAS)

- Also ran track and played basketball.

SENIOR (2017):

- 1st-team All-American.

OFF THE FIELD

PERSONAL:

- **MAJOR:** Criminology and criminal justice.

JAYLEN WADDLE'S NFL REGULAR SEASON STATS													
YEAR	TEAM			RECEIVING					RUSHING				
		GP	GS	REC	YDS	AVG	LG	TD	ATT	YDS	AVG	LG	TD
2021	MIAMI	12	12	77	759	9.9	57	4	2	3	1.5	2	1
	NFL TOTALS	12	12	77	759	9.9	57	4	2	3	1.5	2	1

JAYLEN WADDLE'S NFL REGULAR SEASON RETURNING STATS												
YEAR	TEAM	KICKOFF RETURN					PUNT RETURN					
		KR	YDS	AVG	LG	TD	PR	FC	YDS	AVG	LG	TD
2021	MIAMI	7	126	18.0	25	0	3	3	13	4.3	7	0
NFL TOTALS		7	126	18.0	25	0	3	3	13	4.3	7	0

2021 GAME-BY-GAME STATS (MIAMI)

DATE	OPPONENT	P/S	REC	YDS	AVG	LG	TD
09/12	at New England	1/1	4	61	15.3	36	1
09/19	BUFFALO	1/1	6	48	8.0	14	0
09/26	at Las Vegas	1/1	12	58	4.8	9	0
10/03	INDIANAPOLIS	1/1	3	33	11.0	18	0
10/10	at Tampa Bay	1/1	2	31	15.5	21	0
10/17	at Jacksonville	1/1	10	70	7.0	14	2
10/24	ATLANTA	1/1	7	83	11.9	19	0
10/31	at Buffalo	1/1	4	29	7.3	12	0
11/07	HOUSTON	1/1	8	83	10.4	17	0
11/11	BALTIMORE	1/1	4	61	15.3	35	0
11/21	at N.Y. Jets	1/1	8	65	8.1	15	0
11/28	CAROLINA	1/1	9	137	15.2	57	1
12/05	N.Y. GIANTS						
12/19	N.Y. JETS						
12/27	at New Orleans						
01/02	at Tennessee						
01/09	NEW ENGLAND						
2021 TOTALS		12/12	77	759	9.9	57	4



DEFENSIVE TACKLE // 6-4 // 310 // CLEMSON '19
 ACQUIRED: D1, '19
 HOMETOWN: SPRINGFIELD, MASS. // BORN: 12/20/95
 NFL: THIRD SEASON // DOLPHINS: THIRD SEASON

NFL CAREER

TRANSACTIONS:

- 1st-round pick (13th overall) by Miami in the 2019 NFL Draft.

CAREER HIGHLIGHTS:

- Played in 42 career games with 38 starts.
- 155 tackles (90 solo), 6.5 sacks, 1 interception, 9 passes defended, 1 forced fumble and 3 fumble recoveries.
- 1 reception for 1 yard and 1 TD.
- His 56 tackles in 2019 were the most by any rookie defensive lineman in the league that season:

2019 NFL TACKLES LEADERS (ROOKIE DEFENSIVE LINEMEN)

PLAYER	TEAMS	TOT	SOLO	ASST
1. CHRISTIAN WILKINS	MIA.	56	30	26
2. Nick Bosa	SF	47	32	15
3. Maxx Crosby	Oak.	46	35	11
4. Josh Allen	Jax.	44	31	13
5. Ed Oliver	Buf.	43	24	19

- His 56 tackles in 2019 were the 5th-most by an NFL rookie defensive linemen since 2015.
- His 56 tackles in 2019 were tied for the 5th-most by any defensive tackle in the NFL that season:

2019 NFL TACKLES LEADERS (DEFENSIVE TACKLES)

PLAYER	TEAM	TOT	SOLO	ASST
1. Cameron Heyward	Pit.	83	51	32
2. Davon Godchaux	Mia.	75	33	42
3. Grady Jarrett	Atl.	69	38	31
4. Sheldon Richardson	Cle.	62	43	19
5. CHRISTIAN WILKINS	MIA.	56	30	26
6. Tyeler Davison	Atl.	55	26	29

2021 (MIAMI):

- Started 12 games.
- 52 tackles (32 solo), 3 sacks, 2 passes defended, 1 forced fumble and 1 fumble recovery.

AT JACKSONVILLE IN LONDON (10/17): 3 tackles (2 solo), 1 sack and 1 forced fumble.

- Strip-sacked QB Trevor Lawrence in the 3rd quarter and the fumble was recovered by DT Zach Sieler.

AT N.Y. JETS (11/21): 3 tackles (2 solo) and 1 fumble recovery.

- Recovered a QB Joe Flacco fumble forced by S Brandon Jones in the 2nd quarter.

VS. CAROLINA (11/28): 5 tackles (2 solo) and 1 sack.

- Sacked QB PJ Walker for a loss of 8 yards on 3rd-

and-14 in the 4th quarter.

2020 (MIAMI):

- Played in 14 games with 12 starts.
- Spent 2 games on the Reserve/COVID-19 list.
- 47 tackles (28 solo), 1.5 sacks, 1 interception, 5 passes defended and 1 fumble recovery.
- Member of the team's Social Impact Committee.

AT SAN FRANCISCO (10/11): 2 tackles (1 solo) and 1 fumble recovery.

- Recovered a QB C.J. Beathard fumble forced by DE Emmanuel Ogbah in the 4th quarter.

VS. N.Y. JETS (10/18): 5 tackles (3 solo), 1 sack and 2 passes defended.

- Sacked QB Joe Flacco in the 2nd quarter on 3rd-and-6 for a loss of 8 yards.

VS. L.A. RAMS (11/1): 5 tackles (3 solo), 1 interception and 1 pass defended.

- Intercepted QB Jared Goff in the 2nd quarter and returned it 8 yards for his 1st career interception.

HONORS:

- Won the Nat Moore Community Service Award as part of the team's Social Impact Committee.

2019 (MIAMI):

- Played in all 16 games with 14 starts.
- 56 tackles (30 solo), 2 sacks and 2 passes defended.

- 1 reception for 1 yard and 1 TD.
- His 56 tackles were the most by any rookie defensive linemen in the league.

- His 56 tackles were the 5th-most by an NFL rookie defensive linemen since 2015.

- His 56 tackles were the 5th-most by any defensive tackle in the NFL.

VS. N.Y. JETS (11/3): 5 tackles (3 solo) and 1 sack.

- Sacked QB Sam Darnold on 3rd-and-3 forcing a Jets missed field goal.

- It was his 1st career sack.

AT CLEVELAND (11/24): 6 tackles (3 solo).

VS. CINCINNATI (12/22): 3 solo tackles and 1 sack; 1 reception for 1 yard and 1 TD.

- Scored a 1-yard TD on Miami's first possession. He caught a pass out of the backfield and recovered his own fumble in the end zone for the score. It was the 1st reception and TD of his career.

- Is the 2nd Dolphins defensive player ever to catch a touchdown (Vern den Herder).

- Is just the 3rd player NFL player in the 2010s decade to catch a TD and record a sack on the same game (Vita Vea and J.J. Watt).
- Sacked QB Andy Dalton in the 3rd quarter.

BEFORE THE NFL

COLLEGE (CLEMSON):

- 4-year letterman (2015-18) and 3-year starter.

CAREER: Played in all 59 games with 45 starts; 191 tackles (94 solo), 16 sacks, 16 passes defended, 2 forced fumbles and 4 fumble recoveries; 2 blocked kicks; 4 carries for 13 yards (3.3 avg.) and 2 TDs; 2 receptions for 32 yards (16.0 avg.) and 1 TD.

- Finished his career tied for the most games played in school history (59).
- 1 of 4 players in school history to earn All-American honors in 3 different seasons.

SENIOR (2018): Started all 15 games; 50 tackles (26 solo), 6 sacks, 2 passes defended, 1 forced fumble and 2 fumble recoveries; 1 blocked kick; 3 carries for 3 yards (1.0 avg.) and 2 TDs.

- Won the William V. Campbell Trophy (nation's best scholar-athlete) and became the 1st player in school history to win the award.
- Unanimous 1st-team All-American.
- 1st-team All-ACC.
- Finalist for the Chuck Bednarik Award (nation's top defensive player).
- Finalist for the Bronko Nagurski Trophy (best defensive player).
- Finalist for the Outland Trophy (nation's best interior lineman).
- Finalist for the Lombardi Award (based on performance, leadership, character and resiliency).
- Finalist for the Lott IMPACT Trophy (best defensive player in character and performance).
- Finalist for the Senior CLASS Award (most outstanding senior).
- Helped his team win the College Football Playoff National Championship.
- Voted a team captain.

JUNIOR (2017): Started all 14 games; 60 tackles (26 solo), 4.5 sacks and 4 passes defended.

- Won the Bill Willis Award (nation's best defensive lineman).
- 1st-team All-American.
- 1st-team All-ACC.
- Served as a team captain.

SOPHOMORE (2016): Started all 15 games; 48 tackles (24 solo), 3.5 sacks, 10 passes defended and 2 fumble recoveries; 1 blocked kick; 1 carry for 10 yards; 1 reception for 1 yard and 1 TD.

- 1st-team All-American.
- 2nd-team All-ACC.

- Finalist for the Bronko Nagurski Trophy (nation's best defensive player).
- Helped his team win the College Football Playoff National Championship.

TRUE FRESHMAN (2015): Played in all 15 games with 1 start; 33 tackles (18 solo), 2 sacks and 1 forced fumble; 1 reception for 31 yards.

- Freshman All-American.

HIGH SCHOOL (SUFFIELD ACADEMY – SUFFIELD, CT.)

- Also lettered in basketball.

CAREER: Played in 35 games; 253 tackles, 28.5 sacks and 6 fumble recoveries.

SENIOR (2014): 71 tackles, 8 sacks and 4 forced fumbles.

JUNIOR (2013): 57 tackles.

SOPHOMORE (2012): 12 receptions for 209 yards (17.4 avg.) and 2 TDs.

OFF THE FIELD

COMMUNITY:

- In 2020, helped establish the Social Impact Committee to make a difference in civic engagement, education and economic empowerment.
- Rode the 25-mile Fort Lauderdale Ride in the 2020 Dolphins Cancer Challenge.
- In 2019, along with fellow Dolphins rookies, collaborated with Neighbors4Neighbors to sponsor four South Florida families with holiday gifts and game tickets.
- Delivered Thanksgiving meals to local families in need with the Fort Lauderdale Police Department through Football Unites.
- Visited children at Alex's Place at Sylvester Comprehensive Cancer Center.
- Volunteered with Big Brothers Big Sisters of Miami for the Top Golf event through Football Unites.
- Delivered and assembled beds for two South Florida families in need in partnership with Ashley HomeStore.
- Spent time with 80 local youth from the His House Children's Home, a Miami Gardens foster care residential facility, and shopped for back-to-school shoes at DSW Designer Shoe Warehouse.
- Surprised 100 underprivileged kids in South Florida with brand new beds in partnership with Ashley HomeStore and helped host the 3rd annual Hope to Dream Sleepover at the Baptist Health Training Facility.

PERSONAL:

- **GRADUATE DEGREE:** Athletic leadership.
- **MAJOR:** Communication.

CHRISTIAN WILKINS' NFL REGULAR SEASON STATS

YEAR	TEAM	GP	GS	TACKLES					INTERCEPTIONS					FUMBLES	
				TOT	SOLO	ASST	SK	YDS	INT	YDS	LG	TD	PD	FF	FR
2019	MIAMI	16	14	56	30	26	2.0	14.0	0	0	0	0	2	0	1
2020	MIAMI	14	12	47	28	19	1.5	10.0	1	8	8	0	5	0	1
2021	MIAMI	12	12	52	32	20	3.0	18.0	0	0	0	0	2	1	1
NFL TOTALS		42	38	155	90	65	6.5	42.0	1	8	8	0	9	1	3

ADDITIONAL STATS

Receiving: 1 for 1 yard and 1 TD in 2019.

SINGLE-GAME CAREER HIGHS

Tackles:	7	Twice, last: vs. Indianapolis, 10/3/21
Sacks:	1	6 times, last: vs. Carolina, 11/28/21
Interceptions:	1	vs. L.A. Rams, 11/1/20
Passes Defensed:	2	Twice, last: vs. N.Y. Jets, 10/18/20
Forced Fumbles:	1	at Jacksonville in London, 10/17/21
Fumble Recoveries:	1	3 times, last: at N.Y. Jets, 11/21/21



NFL CAREER

TRANSACTIONS:

- Signed by Miami as an undrafted college free agent on May 9, 2019.

CAREER HIGHLIGHTS:

- Played in 22 career games with 17 starts.
- 56 receptions for 787 yards (14.1 avg.) and 7 TDs.
- 1 carry for 7 yards.
- 4 miscellaneous tackles.
- 10 punt returns for 115 yards (11.5 avg.).

2021 (MIAMI):

- Played in 6 games with 3 starts.
- Inactive for 6 games.
- 6 receptions for 71 yards (11.8 avg.).
- 1 carry for 7 yards.

AT TAMPA BAY (10/10): 3 receptions for 60 yards (20.0 avg.); 1 carry for 7 yards.

VS. ATLANTA (10/24): 1 reception for 5 yards.

VS. CAROLINA (11/28): 1 reception for 4 yards.

2020 (MIAMI):

- Played in 8 games with 7 starts.
- Missed the rest of the season after being placed on injured reserve on Nov. 11, 2020.
- 18 receptions for 288 yards (16.0 avg.) and 4 TDs.
- 2 miscellaneous tackles.

AT SAN FRANCISCO (10/11): 4 receptions for 106 yards (26.5 avg.) and 1 TD.

- Caught a 32-yard TD pass from QB Ryan Fitzpatrick in the 3rd quarter to extend Miami's lead to 37-14.

VS. N.Y. JETS (10/18): 2 receptions for 18 yards (9.0 avg.) and 1 TD.

- Caught a 3-yard TD pass from QB Ryan Fitzpatrick in the 2nd quarter to extend Miami's lead to 14-0.

AT ARIZONA (11/8): 4 receptions for 60 yards (15.0 avg.) and 1 TD.

- Caught a 9-yard TD pass from QB Tua Tagovailoa in the 2nd quarter to extend Miami's lead to 21-14.

2019 (MIAMI):

- Played in 8 games with 7 starts.
- Missed the rest of the season after being placed on injured reserve on Nov. 5.

- 32 receptions for 428 yards (13.4 avg.) and 3 TDs; 10 punt returns for 115 yards (11.5 avg.).
- 2 miscellaneous tackles.

VS. BALTIMORE (9/8): 6 receptions for 24 yards (8.0 avg.) and 1 TD.

- Caught a 6-yard TD pass from QB Ryan Fitzpatrick in the 2nd quarter.

- Became the 2nd undrafted rookie in team history to score in a season opener (WR Andre Brown, Sept. 10, 1989 vs. Buffalo).
- Made his NFL debut.

AT BUFFALO (10/20): 6 receptions for 82 yards (13.7 avg.); 1 punt return for 19 yards.

VS. N.Y. JETS (11/3): 5 receptions for 72 yards (14.4 avg.) and 2 TDs; 2 punt returns for 19 yards (9.5 avg.).

- Caught a 12-yard TD pass from QB Ryan Fitzpatrick in the 2nd quarter to tie the game at 7.

- Caught a 5-yard TD pass from QB Ryan Fitzpatrick in the 2nd quarter to put Miami up 21-7.

- Became the 4th Dolphins rookie to catch multiple TDs in a game and 1st since 2014 (Jarvis Landry).

BEFORE THE NFL

COLLEGE (COLORADO STATE):

- 1-year starter (2018).
- Transferred from Tennessee following his sophomore season (2016).

CAREER: Played in all 12 games with 10 starts at Colorado State; 96 receptions for 1,345 yards (14.0 avg.) and 14 TDs; 4 carries for 13 yards (3.3 avg.); 6 kickoff returns for 119 yards (19.8 avg.); 2 punt returns for 1 yard (0.5 avg.).

- Played in 15 games with 3 starts at Tennessee; 16 receptions for 247 yards (15.4 avg.) and 2 TDs.

JUNIOR (2018 AT COLORADO STATE): Played in all 12 games with 10 starts; 96 receptions for 1,345 yards (14.0 avg.) and 14 TDs; 4 carries for 13 yards (3.3 avg.); 6 kickoff returns for 119 yards (19.8 avg.); 2 punt returns for 1 yard (0.5 avg.).

- 2nd-team All-American.
- 1st-team All-Mountain West.
- His 96 receptions ranked 3rd in FBS and tied for 2nd in single-season school history.
- His 14 receiving TDs were tied for 3rd in FBS and tied for 2nd in single-season school history.
- His 1,345 receiving yards ranked 4th in FBS and 3rd in single-season school history.

REDSHIRT JUNIOR (2017 AT COLORADO STATE):

Sat out season under NCAA guidelines following transfer.

- Lettered in track and field.
- All-Mountain West in the indoor triple jump.

SOPHOMORE (2016 AT TENNESSEE): Played in 7 games with 2 starts; 9 receptions for 89 yards (9.9 avg.).

TRUE FRESHMAN (2015 AT TENNESSEE): Played in 8 games with 1 start; 7 receptions for 158 yards (22.6 avg.) and 2 TDs.

HIGH SCHOOL (LOVEJOY HS – LOVEJOY, GA.)

- Played wide receiver and defensive back.
- Also lettered in track and field.
- Won the state title in the long jump his senior year.

CAREER: 99 receptions for 2,318 yards (23.4 avg.) and 27 TDs combined over junior and senior seasons.

SENIOR (2014):

- 1st-team all-state.

JUNIOR (2013): 3 punt return TDs and 2 interceptions returned for TDs.

- 1st-team all-state.
- State offensive player of the year.

OFF THE FIELD**COMMUNITY:**

- In 2019, along with fellow Dolphins rookies, collaborated with Neighbors4Neighbors to sponsor four South Florida families with holiday gifts and game tickets.
- Volunteered with Feeding South Florida in partnership with Football Unites to pack food for local families.

PERSONAL:

- **MAJOR:** Theatre.

PRESTON WILLIAMS' NFL REGULAR SEASON STATS

YEAR	TEAM	GP	GS	RECEIVING					RUSHING				
				REC	YDS	AVG	LG	TD	ATT	YDS	AVG	LG	TD
2019	MIAMI	8	7	32	428	13.4	35	3	0	0	0.0	0	0
2020	MIAMI	8	7	18	288	16.0	47	4	0	0	0.0	0	0
2021	MIAMI	6	3	6	71	11.8	34	0	1	7	7.0	7	0
NFL TOTALS		22	17	56	787	14.1	47	7	1	7	7.0	7	0

PRESTON WILLIAMS' NFL REGULAR SEASON RETURNING STATS

		KICKOFF RETURN					PUNT RETURN					
YEAR	TEAM	KR	YDS	AVG	LG	TD	PR	FC	YDS	AVG	LG	TD
2019	MIAMI	0	0	0.0	0	0	10	5	115	11.5	21	0
2020	MIAMI	0	0	0.0	0	0	0	0	0	0.0	0	0
2021	MIAMI	0	0	0.0	0	0	0	0	0	0.0	0	0
NFL TOTALS		0	0	0.0	0	0	10	5	115	11.5	21	0

ADDITIONAL STATS

Miscellaneous Tackles: 2 in 2019, 1 in 2020 for total of 3.

SINGLE-GAME CAREER HIGHS

Receptions: 6 at Buffalo, 10/20/19
Receiving Yards: 106 at San Francisco, 10/11/20
Longest Reception: 47 at San Francisco, 10/11/20
Receiving TDs: 2 vs. N.Y. Jets, 11/3/19

100-YARD RECEIVING GAMES (8)

DATE	OPPONENT	REC	YDS	AVG	LG	TD
10/11	at San Francisco	4	106	26.5	47	1

2019 GAME-BY-GAME STATS (MIAMI)

DATE	OPPONENT	P/S	REC	YDS	AVG	LG	TD	
09/08	BALTIMORE	1/1	3	24	8.0	11	1	
09/15	NEW ENGLAND	1/1	4	63	15.8	17	0	
09/22	at Dallas	1/1	4	68	17.0	25	0	
09/29	L.A. CHARGERS	1/1	4	46	11.5	25	0	
10/13	WASHINGTON	1/1	2	31	15.5	21	0	
10/20	at Buffalo	1/1	6	82	13.7	35	0	
10/28	at Pittsburgh	1/1	4	42	10.5	14	0	
11/03	N.Y. JETS	1/0	5	72	14.4	26	2	
11/10	at Indianapolis		INJURED RESERVE					
11/17	BUFFALO		INJURED RESERVE					
11/24	at Cleveland		INJURED RESERVE					
12/01	PHILADELPHIA		INJURED RESERVE					
12/08	at N.Y. Jets		INJURED RESERVE					
12/15	at N.Y. Giants		INJURED RESERVE					
12/22	CINCINNATI		INJURED RESERVE					
12/29	at New England		INJURED RESERVE					
2019 TOTALS		8/7	32	428	13.4	35	3	

2020 GAME-BY-GAME STATS (MIAMI)

DATE	OPPONENT	P/S	REC	YDS	AVG	LG	TD
09/13	at New England	1/1	2	41	20.5	21	0
09/20	BUFFALO	1/1	1	26	26.0	26	0
09/24	at Jacksonville	1/1	2	7	3.5	4	1
10/04	SEATTLE	1/0	1	15	15.0	15	0
10/11	at San Francisco	1/1	4	106	26.5	47	1
10/18	N.Y. JETS	1/1	2	18	9.0	15	1
11/01	L.A. RAMS	1/1	2	15	7.5	8	0
11/08	at Arizona	1/1	4	60	15.0	35	1
11/15	N.Y. JETS		INJURED RESERVE				
11/22	at Denver		INJURED RESERVE				
11/29	at N.Y. Jets		INJURED RESERVE				
12/06	CINCINNATI		INJURED RESERVE				
12/13	KANSAS CITY		INJURED RESERVE				
12/20	NEW ENGLAND		INJURED RESERVE				
TBD	at Las Vegas		INJURED RESERVE				
01/03	at Buffalo		INJURED RESERVE				
2020 TOTALS		8/7	18	288	16.0	47	4

2021 GAME-BY-GAME STATS (MIAMI)

DATE	OPPONENT	P/S	REC	YDS	AVG	LG	TD
09/12	at New England		INACTIVE				
09/19	BUFFALO	1/0	1	2	2.0	2	0
09/26	at Las Vegas		INACTIVE				
10/03	INDIANAPOLIS		INACTIVE				
10/10	at Tampa Bay	1/1	3	60	20.0	34	0
10/17	at Jacksonville		INACTIVE				
10/24	ATLANTA	1/1	1	5	5.0	5	0
10/31	at Buffalo		INACTIVE				
11/07	HOUSTON		INACTIVE				
11/11	BALTIMORE	1/1	0	0	0.0	-	0
11/21	at N.Y. Jets	1/0	0	0	0.0	-	0
11/28	CAROLINA	1/0	1	4	4.0	4	0
12/05	N.Y. GIANTS						
12/19	N.Y. JETS						
12/27	at New Orleans						
01/02	at Tennessee						
01/09	NEW ENGLAND						
2021 TOTALS		6/3	6	71	11.8	34	0



6

TRILL WILLIAMS

CORNERBACK // 6-1 // 205 // SYRACUSE '21

ACQUIRED: WAL., '21 (NO)

HOMETOWN: YONKERS, N.Y. // BORN: 12/29/99

NFL: ROOKIE SEASON // DOLPHINS: ROOKIE SEASON

NFL CAREER

TRANSACTIONS:

- Awarded off waivers to Miami on May 17, 2021.
- Waived/failed physical by New Orleans on May 14, 2021.
- Signed by New Orleans as an undrafted college free agent on May 11, 2021.

2021 (MIAMI):

- Inactive for 8 games.
- Dressed but did not play in 4 games.

BEFORE THE NFL

COLLEGE (SYRACUSE):

- 3-year letterman (2018-20) and 1-year starter.

CAREER: Played in 28 games with 15 starts; 93 tackles (65 solo), 4 interceptions, 10 passes defended, 3 forced fumbles and 1 fumble recovery; 1 interception return for a TD; 1 fumble return for a TD; 1 blocked punt return for a TD.

JUNIOR (2020): Played in 5 games with 4 starts; 24 tackles (15 solo), 1 interception and 5 passes defended; 1 interception return for a TD.

SOPHOMORE (2019): Played in 11 games with 7 starts; 38 tackles (25 solo), 1 interception, 3 passes defended, 3 forced fumbles and 1 fumble recovery; 1 fumble return for a TD.

TRUE FRESHMAN (2018): Played in 12 games with 4 starts; 31 tackles (25 solo), 2 interceptions and 2 passes defended; 1 blocked punt return for a TD.

HIGH SCHOOL (ARCHBISHOP STEPINAC HS – WHITE PLAINS, N.Y.)

- Also played running back and wide receiver.
- Also lettered in basketball and track.

SENIOR (2017): 46 tackles, 5 interceptions and 19 passes defended; 317 rushing yards, 217 receiving yards and 11 TDs; 7 punt returns for 138 yards (19.7 avg.).

- 1st-team all-state.
- League Defensive Player of the Year.
- Team captain.
- Helped his team win a state championship.


OFF THE FIELD

PERSONAL:

- **MAJOR:** Communication and rhetorical studies.

TRILL WILLIAMS' NFL REGULAR SEASON STATS

YEAR	TEAM	GP	GS	TACKLES					SK	YDS	INTERCEPTIONS					FUMBLES	
				TOT	SOLO	ASST					INT	YDS	LG	TD	PD	FF	FR
2021	MIAMI	0	0	0	0	0	0	0.0	0	0	0	0	-	0	0	0	0
NFL TOTALS		0	0	0	0	0	0	0.0	0	0	0	0	-	0	0	0	0



2

ALBERT WILSON

WIDE RECEIVER // 5-9 // 195 // GEORGIA STATE '14

ACQUIRED: UFA, '18 (KC)

HOMETOWN: FORT PIERCE, FLA. // BORN: 7/12/92

NFL: SEVENTH SEASON // DOLPHINS: THIRD SEASON

NFL CAREER

TRANSACTIONS:

- Signed by Miami as an unrestricted free agent from Kansas City on March 15, 2018.
- Signed by Kansas City as an undrafted college free agent on May 12, 2014.

CAREER HONORS:

- 2019 Dolphins Ed Block Courage Award.
- AFC Offensive Player of the Week (vs. Chicago, 10/14/18).

CAREER HIGHLIGHTS:

- Played in 86 career games with 36 starts.
- 213 receptions for 2,464 yards (11.6 avg.) and 12 TDs.
- 26 carries for 159 yards (6.1 avg.) and 1 TD.
- 2-of-4 passing (50.0 pct.) for 72 yards and 1 TD and a QB rating of 135.4.
- 3 kickoff returns for 52 yards (17.3 avg.).
- 8 special teams tackles (6 solo) and 1 forced fumble.
- In 2018, his 12.9 yards after catch average was 2nd in the NFL (min. 20 receptions).
- In 2018, his 11.2 yards per target average was 5th in the NFL (min. 30 targets).

2021 (MIAMI):

- Played in 11 games with 3 starts.
- Inactive for 1 game.
- 20 receptions for 178 yards (8.9 avg.).
- 3 carries for 16 yards (5.3 avg.).
- 0-of-1 passing for 0 yards.

VS. BUFFALO (9/19): 4 receptions for 20 yards (5.0 avg.).

VS. BALTIMORE (11/11): 4 receptions for 87 yards (21.8 avg.); 2 carries for 19 yards (9.5 avg.).

VS. CAROLINA (11/28): 5 receptions for 17 yards (3.4 avg.).

2020 (MIAMI):

- Opted out of the 2020 season.

2019 (MIAMI):

- Played in 13 games with 4 starts.
- Inactive for 3 games.
- 43 receptions for 351 yards (8.2 avg.) and 1 TD.

- 5 carries for 45 yards (9.0 avg.).
- Completed 1-of-2 passes for 20 yards (50.0 pct.). and a QB rating of 85.4.

AT PITTSBURGH (10/28): 1 reception for 5 yards and 1 TD.

- Scored on a 5-yard TD pass from QB Ryan Fitzpatrick in the 1st quarter.

VS. CINCINNATI (12/22): 7 receptions for 79 yards (11.3 avg.); 1 carry for 9 yards.

AT NEW ENGLAND (12/29): 5 receptions for 59 yards (11.8 avg.); Completed 1-of-2 passes (50 pct.) for 20 yards and a QB rating of 85.4.

HONORS:

- Dolphins Ed Block Courage Award winner.

2018 (MIAMI):

- Played in 7 games with 3 starts.
- 26 receptions for 391 yards (15.0 avg.) and 4 TDs; 8 carries for 16 yards (2.0 avg.); 1-of-1 passes for 52 yards (52.0 avg.) and 1 TD.
- 2 special teams tackles (1 solo).
- His 12.9 yards after catch average was 2nd in the NFL (min. 20 receptions).
- His 11.2 yards per target average was 5th in the NFL (min. 30 targets).
- Missed the rest of the season after being placed on injured reserve on Oct. 24.

AT N.Y. JETS (9/16): 3 receptions for 37 yards (12.3 avg.) and 1 TD.

- Caught a 29-yard TD pass in the 2nd quarter to put the Dolphins up 14-0. It was his first TD catch as a member of the Dolphins.

VS. OAKLAND (9/23): 2 receptions for 74 yards (37.0 avg.) and 1 TD; Completed 1-of-1 passes for 52 yards (52.0 avg.) and 1 TD.

- Threw a 52-yard TD pass to WR Jakeem Grant in the 4th quarter to put Miami up 21-17.
- It was the 1st pass attempt and completion of his career and the longest TD pass by a non-quarterback in Dolphins history.
- Caught a 74-yard TD pass from QB Ryan Tannehill with 2:00 remaining in the game to extend Miami's lead 28-17.
- Became the 1st Dolphins player to throw and catch a touchdown pass in the same game since WR Mark Clayton threw a 48-yard touchdown pass to WR Mark Duper and caught a 14-yard touchdown pass from QB Dan Marino against Buffalo in 1983.

- Became the 4th player in NFL history to record a passing and receiving touchdown of 50+ yards in the same game and 1st since WR David Patten (NE) in 2001.

VS. CHICAGO (10/14): 6 receptions for 155 yards (25.8 avg.) and 2 TDs; 1 carry for -5 yards (-5.0 avg.).

- Scored on a 43-yard TD pass from QB Brock Osweiler to tie the game at 21 with 9:08 remainin in the 4th quarter.
- Caught a 75 yard TD pass to tie the game at 28 with 3:01 remaining in the 4th quarter.
- His 150 receiving yards in the 4th quarter were the third-most in the 4th quarter of an NFL game since 1991.

HONORS:

- AFC Offensive Player of the Week (vs. Chicago, 10/14).

2017 (KANSAS CITY):

- Played in 13 games with 7 starts.
- Inactive for 3 games.
- 42 receptions for 554 yards (13.2 avg.) and 3 TDs; 3 carries for 6 yards (2.0 avg.).

AT OAKLAND (10/19): 1 reception for 63 yards and 1 TD.

- Caught a 63-yard TD pass from QB Alex Smith to give the Chiefs a 3rd-quarter lead.

VS. BUFFALO (11/26): 3 receptions for 36 yards (12.0 avg.) and 1 TD.

- Reeled in a 19-yard TD pass on the team's opening possession of the 2nd half.

AT DENVER (12/31): 10 receptions for 147 yards (14.7 avg.).

- It was the 1st 100-yard game of his career.

POSTSEASON:

AFC WILD CARD VS. TENNESSEE (1/6): 2 receptions for 26 yards (13.0 avg.).

2016 (KANSAS CITY):

- Played in all 16 games with 5 starts.
- 31 receptions for 279 yards (9.0 avg.) and 2 TDs; 2 carries for 50 yards (25.0 avg.) and 1 TD.

AT PITTSBURGH (10/2): 5 receptions for 52 yards (10.4 avg.).

VS. JACKSONVILLE (11/6): 3 receptions for 42 yards (14.0 avg.) and 1 TD.

- Caught a 23-yard TD pass from QB Nick Foles to give his team a 1st quarter lead.

AT ATLANTA (12/4): 4 receptions for 48 yards (12.0 avg.); 1 carry for 55 yards and 1 TD.

- Scored on a 55-yard carry in the 3rd quarter for his 1st career rushing TD.

POSTSEASON:

AFC DIVISIONAL VS. PITTSBURGH (1/15): 2 receptions for 3 yards (1.5 avg.) and 1 TD.

- Caught a 5-yard TD pass from QB Alex Smith in the 1st quarter to give Kansas City an early lead.

2015 (KANSAS CITY):

- Played in 14 games with 12 starts.
- Inactive for 2 games.
- 35 receptions for 451 yards (12.9 avg.) and 2 TDs; 5 carries for 26 yards (5.2 avg.).

AT MINNESOTA (10/18): 3 receptions for 57 yards (19.0 avg.) and 1 TD.

- Caught a 42-yard TD pass from QB Alex Smith in the 4th quarter to make it a 1 score game.
- It was the first TD reception of his career.

VS. PITTSBURGH (10/25): 3 receptions for 71 yards (23.7 avg.).

VS. SAN DIEGO (12/13): 4 receptions for 87 yards (21.8 avg.) and 1 TD.

- Caught a 44-yard TD pass from QB Alex Smith that would ultimately be the deciding score in the victory.

POSTSEASON:

AFC WILD CARD AT HOUSTON (1/9): 2 receptions for 9 yards (4.5 avg.).

AFC DIVISIONAL AT NEW ENGLAND (1/16): 5 receptions for 57 yards (11.4 avg.) and 1 TD.

- Caught a 10-yard TD pass from Smith to make it a 1-score game in the 3rd quarter.

2014 (KANSAS CITY):

- Played in 12 games with 2 starts.
- Inactive for 4 games.
- 16 receptions for 260 yards (16.3 avg.).

VS. TENNESSEE (9/7): Played but did not record any stats.

- Made his NFL debut.

AT ARIZONA (12/7): 4 receptions for 53 yards (13.3 avg.).

- Made his first NFL start.

AT PITTSBURGH (12/21): 5 receptions for 87 yards (17.4 avg.).

BEFORE THE NFL

COLLEGE (GEORGIA STATE):

- 4-year letterman (2010-13) and 3-year starter.

CAREER: Played in 42 games with 29 starts; 175 receptions for 3,190 yards (18.2 avg.) and 23 TDs; 47 carries for 331 yards (7.0 avg.) and 1 TD; 95 kickoff returns for 2,328 yards (24.5 avg.) and 2 TDs; 41 punt returns for 374 yards (9.1 avg.); 0-for-2 passing.

- Left as the school's all-time leader in nearly every receiving category, including receptions (175), receiving yards (3,190) and receiving TDs (23).

- His career total of 6,235 all-purpose yards ranked among the top 30 in NCAA history when he left school.

- Left Georgia State as the school's all-time leading scorer with 26 TDs and 156 points.

- Also left school as the program's all-time leader in kickoff returns (95), kickoff return yards (2,338), punt returns (41) and punt return yards (376).

- Became the 1st player in school history to be invited to the NFL Scouting Combine.

SENIOR (2013): Started all 12 games; 71 receptions for 1,177 yards (16.6 avg.) and 8 TDs; 24 carries for 251 yards (10.5 avg.) and 1 TD; 31 kickoff returns for 720 yards (23.2 avg.); 15 punt returns for 125 yards (8.3 avg.).

- 1st-team All-Sun Belt at wide receiver and 2nd-team All-Sun Belt as an all-purpose player.

- His 190.2 all-purpose yards per game was 2nd in FBS.

- His 98.1 receiving yards per game led the Sun Belt and his 5.9 receptions per game were 2nd.
- Set single-season school records in receptions (71), receiving yards (1,177), receiving TDs (8) and all-purpose yards (2,283).
- Honorable mention All-American.
- Team captain.

JUNIOR (2012): Played in all 11 games with 10 starts; 48 receptions for 947 yards (19.7 avg.) and 7 TDs; 8 carries for 18 yards (2.3 avg.); 29 kickoff returns for 751 yards (25.9 avg.) and 1 TD; 10 punt returns for 94 yards (9.4 avg.).

- His 164.5 all-purpose yards per game led the CAA and his 86.1 receiving yards per game were 4th in the conference.
- CAA Co-Special Teams Player of the Year.
- 1st-team All-CAA at kickoff returner and 3rd-team All-CAA at wide receiver.
- Team co-MVP for offense and MVP for special teams.

SOPHOMORE (2011): Played in 9 games with 7 starts; 37 receptions for 772 yards (20.9 avg.) and 6 TDs; 4 carries for 44 yards (11.0 avg.); 13 kickoff returns for 239 yards (18.4 avg.); 13 punt returns for 155 yards (11.9 avg.).

- His 11.9 punt return average was 8th in FCS and his 85.8 receiving yards per game were 20th.

TRUE FRESHMAN (2010): Played in 10 games; 19 receptions for 294 yards (15.5 avg.) and 2 TDs; 11 carries for 18 yards (1.6 avg.); 22 kickoff returns for 618 yards (28.1 avg.) and 1 TD; 3 punt returns for 2 yards (0.7 avg.).

- Team MVP on special teams.

HIGH SCHOOL (PORT ST. LUCIE HS – PORT ST. LUCIE, FLA.)

- Played quarterback and defense.
- SENIOR (2009):** 1,029 passing yards and 9 TDs; 824 rushing yards and 11 TDs; 81 receiving yards; 132 interception return yards; 565 kickoff/punt return yards.
- All-Area Offensive Player of the Year.

OFF THE FIELD

COMMUNITY:

- In 2019, participated in a police ride along with the North Miami Police Athletic League through Football Unites.
- Distributed 150 turkeys through his Albert Wilson Foundation to families in need in his hometown of Port St. Lucie.
- Started the Albert Wilson Foundation to enhance the lives of youth in foster care and underserved communities.
- Served as a mentor with Big Brothers, Big Sisters of Kansas City.
- Partnered with St. Lucie County Public Schools to promote higher learning and academic excellence.
- Annually hosts a back-to-school drive and free youth football camp in his hometown of Fort Pierce.
- Partnered with Chiefs WR Chris Conley to donate \$100 per catch in the 2017 season to benefit the Catch A Break program that provides teenage boys in foster care with vouchers to purchase school clothes and shoes.

PERSONAL:

- **MAJOR:** Sociology.

ALBERT WILSON'S NFL REGULAR SEASON STATS

YEAR	TEAM	GP	GS	RECEIVING					RUSHING				
				REC	YDS	AVG	LG	TD	ATT	YDS	AVG	LG	TD
2014	KANSAS CITY	12	2	16	260	16.3	48	0	0	0	0.0	0	0
2015	KANSAS CITY	14	12	35	451	12.9	44t	2	5	26	5.2	8	0
2016	KANSAS CITY	16	5	31	279	9.0	42	2	2	50	25.0	55t	1
2017	KANSAS CITY	13	7	42	554	13.2	63t	3	3	6	2.0	6	0
2018	MIAMI	7	3	26	391	15.0	75t	4	8	16	2.0	5	0
2019	MIAMI	13	4	43	351	8.2	35	1	5	45	9.0	28	0
2020	MIAMI			OPTED OUT									
2021	MIAMI	11	3	20	178	8.9	64	0	3	16	5.3	14	0
NFL TOTALS		86	36	213	2464	11.6	75t	12	26	159	6.1	55t	1

ALBERT WILSON'S NFL PLAYOFF STATS

YEAR	TEAM	GP	GS	RECEIVING					RUSHING				
				REC	YDS	AVG	LG	TD	ATT	YDS	AVG	LG	TD
2015	KANSAS CITY	2	2	7	66	9.4	19	1	2	11	5.5	9	0
2016	KANSAS CITY	1	1	2	3	1.5	5t	1	0	0	0.0	0	0
2017	KANSAS CITY	1	1	2	26	13.0	18	0	0	0	0.0	0	0
PLAYOFF TOTALS		4	4	11	95	8.6	19	2	2	11	5.5	9	0

ADDITIONAL STATS

Passing: (Miami) 1-for-1 (100.0 pct.) for 52 yards and 1 TD in 2018. 0-for-1 (0.0 pct.) for 0 yards in 2021.

Kickoff Returns: (Kansas City) 1 for 21 yards in 2014, 1 for 13 yards in 2016, 1 for 18 yards in 2017 for total of 3 for 52 yards (17.3 avg.).

Special Teams Tackles: (Kansas City) 3 in 2014, 1 in 2015, 2 in 2016, (Miami) 2 in 2018 for total of 8 (P-1).

Miscellaneous Tackles: (Kansas City) 3 in 2016, 1 in 2017, (Miami) 1 in 2018 for total of 5.

Special Teams Forced Fumbles: (Kansas City) 1 in 2014.

SINGLE-GAME CAREER HIGHS

Receptions: 10 at Denver, 12/31/17
Receiving Yards: 155 vs. Chicago, 10/14/18
Longest Reception: 75t vs. Chicago, 10/14/18
Receiving TDs: 1 11 times, last: at Pittsburgh, 10/28/19

100-YARD RECEIVING GAMES (2)

DATE	OPPONENT	REC	YDS	AVG	LG	TD
12/31/17	at Denver	10	147	14.7	24	0
10/14/18	vs. Chicago	6	155	25.8	75t	2

2014 GAME-BY-GAME STATS (KANSAS CITY)

DATE	OPPONENT	P/S	REC	YDS	AVG	LG	TD
09/07	TENNESSEE	1/0	0	0	0.0	-	0
09/14	at Denver					INACTIVE	
09/21	at Miami					INACTIVE	
09/29	NEW ENGLAND					INACTIVE	
10/5	at San Francisco					INACTIVE	
10/19	at San Diego	1/0	1	11	11.0	11	0
10/26	ST. LOUIS	1/0	0	0	0.0	-	0
11/02	N.Y. JETS	1/0	1	13	13.0	13	0
11/09	at Buffalo	1/0	0	0	0.0	-	0
11/16	SEATTLE	1/0	0	0	0.0	-	0
11/20	at Oakland	1/0	2	27	13.5	23	0
11/30	DENVER	1/0	0	0	0.0	-	0
12/07	at Arizona	1/1	4	53	13.3	22	0
12/14	OAKLAND	1/0	3	69	23.0	48	0
12/21	at Pittsburgh	1/1	5	87	17.4	33	0
12/28	SAN DIEGO	1/0	0	0	0.0	-	0
2014 TOTALS		12/2	16	260	16.3	48	0

2015 GAME-BY-GAME STATS (KANSAS CITY)

DATE	OPPONENT	P/S	REC	YDS	AVG	LG	TD
09/13	at Houston	1/1	3	25	8.3	13	0
09/17	DENVER	1/1	0	0	0.0	-	0
09/28	at Green Bay	1/0	0	0	0.0	-	0
10/4	at Cincinnati					INACTIVE	
10/11	CHICAGO					INACTIVE	
10/18	at Minnesota	1/0	3	57	19.0	42t	1
10/25	PITTSBURGH	1/1	3	71	23.7	40	0
11/01	DETROIT	1/1	3	12	4.0	6	0
11/15	at Denver	1/1	1	16	16.0	16	0
11/22	at San Diego	1/1	4	56	14.0	27	0
11/29	BUFFALO	1/1	3	25	8.3	16	0
12/06	at Oakland	1/1	1	17	17.0	17	0
12/13	SAN DIEGO	1/1	4	87	21.8	44t	1
12/20	at Baltimore	1/1	4	27	6.8	11	0
12/27	CLEVELAND	1/1	3	34	11.3	19	0
01/03	OAKLAND	1/1	3	24	8.0	14	0
2015 TOTALS		14/12	35	451	12.9	44t	2

DATE	OPPONENT	P/S	REC	YDS	AVG	LG	TD
01/09	at Houston*	1/1	2	9	4.5	6	0
01/16	at New England**	1/1	5	57	11.4	19	1
PLAYOFF TOTALS		2/2	7	66	9.4	19	1

* AFC Wild Card game

** AFC Divisional game

2016 GAME-BY-GAME STATS (KANSAS CITY)

DATE	OPPONENT	P/S	REC	YDS	AVG	LG	TD
09/11	SAN DIEGO	1/1	3	1	0.3	3	0
09/18	at Houston	1/0	2	11	5.5	7	0
09/25	N.Y. JETS	1/0	0	0	0.0	-	0
10/02	at Pittsburgh	1/0	5	52	10.4	17	0
10/16	at Oakland	1/0	1	26	26.0	26	0
10/23	NEW ORLEANS	1/0	1	4	4.0	4	0
10/30	at Indianapolis	1/1	0	0	0.0	-	0
11/06	JACKSONVILLE	1/0	3	42	14.0	23t	1
11/13	at Carolina	1/1	4	25	6.3	10	0
11/20	TAMPA BAY	1/1	4	19	4.8	7	1
11/27	at Denver	1/0	2	6	3.0	4	0
12/04	at Atlanta	1/1	4	48	12.0	21	0
12/08	OAKLAND	1/0	0	0	0.0	-	0
12/18	TENNESSEE	1/0	0	0	0.0	-	0
12/25	DENVER	1/0	1	3	3.0	3	0
01/01	at San Diego	1/0	1	42	42.0	42	0
2016 TOTALS		16/5	31	279	9.0	42	2

DATE	OPPONENT	P/S	REC	YDS	AVG	LG	TD
01/08	PITTSBURGH*	1/1	2	3	1.5	5t	1

* AFC Divisional game

2017 GAME-BY-GAME STATS (KANSAS CITY)

DATE	OPPONENT	P/S	REC	YDS	AVG	LG	TD
09/07	at New England	1/0	5	37	7.4	13	0
09/17	PHILADELPHIA	1/0	2	22	11.0	12	0
09/24	at L.A. Chargers	1/0	3	18	6.0	11	1
10/02	WASHINGTON	1/1	4	63	15.8	37	0
10/08	at Houston	1/1	2	18	9.0	12	0
11/15	PITTSBURGH		INACTIVE				
10/19	at Oakland	1/0	1	63	63.0	63t	1
10/30	DENVER	1/0	0	0	0.0	-	0
11/5	at Dallas		INACTIVE				
11/19	at N.Y. Giants		INACTIVE				
11/26	BUFFALO	1/1	3	36	12.0	19t	1
12/03	at N.Y. Jets	1/1	3	27	9.0	11	0
12/10	OAKLAND	1/1	5	72	14.4	36	0
12/16	L.A. CHARGERS	1/1	1	15	15.0	15	0
12/24	MIAMI	1/1	3	36	12.0	13	0
12/31	at Denver	1/0	10	147	14.7	24	0
2016 TOTALS		13/7	42	554	13.2	63t	3

DATE	OPPONENT	P/S	REC	YDS	AVG	LG	TD
01/08	TENNESSEE*	1/1	2	26	13.0	18	0

* AFC Wild Card game

2018 GAME-BY-GAME STATS (MIAMI)

DATE	OPPONENT	P/S	REC	YDS	AVG	LG	TD
09/09	TENNESSEE	1/0	3	31	10.3	21	0
09/16	at N.Y. Jets	1/0	3	37	12.3	29t	1
09/23	OAKLAND	1/0	2	74	37.0	74t	1
09/30	at New England	1/1	4	19	4.8	13	0
10/07	at Cincinnati	1/0	5	43	8.6	16	0
10/14	CHICAGO	1/1	6	155	25.8	75t	2
10/21	DETROIT	1/1	3	32	10.7	25	0
10/25	at Houston		INJURED RESERVE				
11/04	N.Y. JETS		INJURED RESERVE				
11/11	at Green Bay		INJURED RESERVE				
11/25	at Indianapolis		INJURED RESERVE				
12/02	BUFFALO		INJURED RESERVE				
12/09	NEW ENGLAND		INJURED RESERVE				
12/16	at Minnesota		INJURED RESERVE				
TBD	JACKSONVILLE		INJURED RESERVE				
12/30	at Buffalo		INJURED RESERVE				
2018 TOTALS		7/3	26	391	15.0	75t	4

2019 GAME-BY-GAME STATS (MIAMI)


DATE	OPPONENT	P/S	REC	YDS	AVG	LG	TD
09/08	BALTIMORE	1/0	2	13	6.5	12	0
09/15	NEW ENGLAND		INACTIVE				
09/22	at Dallas		INACTIVE				
09/29	L.A. CHARGERS		INACTIVE				
10/13	WASHINGTON	1/0	5	15	3.0	8	0
10/20	at Buffalo	1/1	1	22	22.0	22	0
10/28	at Pittsburgh	1/0	1	5	5.0	5t	1
11/03	N.Y. JETS	1/0	1	3	3.0	3	0
11/10	at Indianapolis	1/0	1	0	0.0	0	0
11/17	BUFFALO	1/0	3	26	8.7	13	0
11/24	at Cleveland	1/1	6	33	5.5	16	0
12/01	PHILADELPHIA	1/0	5	32	6.4	13	0
12/08	at N.Y. Jets	1/0	1	5	5.0	5	0
12/15	at N.Y. Giants	1/1	5	59	11.8	21	0
12/22	CINCINNATI	1/0	7	79	11.3	35	0
12/29	at New England	1/1	5	59	11.8	24	0
2019 TOTALS		13/4	43	351	8.2	35	1

2021 GAME-BY-GAME STATS (MIAMI)

DATE	OPPONENT	P/S	REC	YDS	AVG	LG	TD
09/12	at New England	1/0	0	0	0.0	-	0
09/19	BUFFALO	1/0	4	20	5.0	6	0
09/26	at Las Vegas		INACTIVE				
10/03	INDIANAPOLIS	1/0	1	11	11.0	11	0
10/10	at Tampa Bay	1/0	0	0	0.0	-	0
10/17	at Jacksonville	1/0	2	14	7.0	12	0
10/24	ATLANTA	1/0	0	0	0.0	-	0
10/31	at Buffalo	1/0	0	0	0.0	-	0
11/07	HOUSTON	1/0	1	11	11.0	11	0
11/11	BALTIMORE	1/1	4	87	21.8	64	0
11/21	at N.Y. Jets	1/1	3	18	6.0	9	0
11/28	CAROLINA	1/1	5	17	3.4	6	0
12/05	N.Y. GIANTS						
TBD	N.Y. JETS						
12/27	at New Orleans						
01/02	at Tennessee						
01/09	NEW ENGLAND						
2021 TOTALS		11/3	20	178	8.9	64	0



PRACTICE SQUAD



ANDREW BILLINGS
#93 • Defensive Tackle



CODY CORE
#19 • Wide Receiver



JAVARIS DAVIS
#38 • Cornerback



GERRID DOAKS
#23 • Running Back



MILO EIFLER
#46 • Linebacker



TRAVIS FULGHAM
#89 • Wide Receiver




DUKE JOHNSON
#28 • Running Back



RODERICK JOHNSON
#72 • Tackle



BENITO JONES
#95 • Defensive Tackle



JAKE LUTTON
#4 • Quarterback



WYNTON McMANIS
#48 • Linebacker



KIRK MERRITT
#83 • Wide Receiver



CHRIS MILTON
#35 • Defensive Back



ADAM PANKEY
#78 • Tackle



DURVAL QUEIROZ NETO
#69 • Guard



SHELDRIK REDWINE
#20 • Safety



KION SMITH
#76 • Tackle

RESERVE/INJURED



LYNN BOWDEN JR.
#6 • Wide Receiver



MALCOLM BROWN
#34 • Running Back



ELIJAH CAMPBELL
#22 • Defensive Back



LARNEL COLEMAN
#79 • Tackle



MICHAEL DEITER
#63 • Center/Guard



WR WILL FULLER
#3 • Wide Receiver



ALLEN HURNS
#8 • Wide Receiver



GREG LITTLE
#75 • Tackle



GREG MANCZ
#62 • Offensive Lineman



JASON McCOURTY
#30 • Defensive Back



DeVANTE PARKER
#11 • Wide Receiver



JAMAL PERRY
#33 • Cornerback



BRENNAN SCARLETT
#57 • Linebacker



HISTORY & RECORDS



INDIVIDUAL RECORDS

The following individual records relate solely to service with the Miami Dolphins. They include National Football League regular-season statistics only – with the exception of those single-game records marked by "*" or "**."

* Playoff game **Super Bowl

1966-77: 14 games 1983-86: 16 games 1978-81: 16 games 1987: 15 games 1982: 9 games 1988-2020: 16 games 2021-Present: 17 games

SERVICE

MOST SEASONS

17	Dan Marino (1983-99)
15	Bob Kuechenberg (1970-84)
14	Bob Griese (1967-80)
14	Don Strock (1974-87)
14	John Denney (2005-18)
13	Nat Moore (1974-86)
13	Jason Taylor (1997-2007, 2009, 2011)
12	Larry Little (1969-80)
12	Ed Newman (1973-84)
12	Bruce Hardy (1978-89)
12	Jim Jensen (1981-92)
12	Zach Thomas (1996-2007)

MOST GAMES PLAYED

242	Dan Marino (1983-99)
224	John Denney (2005-18)
204	Jason Taylor (1997-2007, 2009, 2011)
196	Bob Kuechenberg (1970-84)
183	Nat Moore (1974-86)
168	Zach Thomas (1996-2007)
167	Ed Newman (1973-85)
166	Vern Den Herder (1971-82)
164	Jim Jensen (1981-92)
164	Richmond Webb (1990-00)
163	Don Strock (1974-87)
161	Bob Griese (1967-80)
159	Larry Little (1969-80)
157	Tim Bowens (1994-04)
156	Tim Ruddy (1994-03)
155	Olindo Mare (1997-2006)
151	Bruce Hardy (1978-89)

MOST CONSECUTIVE GAMES PLAYED

224	John Denney (1st in 2005 through 16th in 2018)
130	Jason Taylor (15th in 1999 through 16th in 2007)
128	Jim Langer (10th in 1970 through 9th in 1979)
128	Brandon Fields (1st in 2007 through 16th in 2014)
127	Garo Yepremian (2nd in 1970 through 16th in 1978)
125	Bob Baumhower (1st in 1977 through 14th in 1984)
118	Richmond Webb (3rd in 1991 through 8th in 1998)
116	Olindo Mare (1st in 1997 through 4th in 2004)
107	Dwight Stephenson (1st in 1980 through 2nd in 1987)
104	Jeff Cross (1st in 1988 through 8th in 1994)
104	Tim Bowens (1st in 1994 through 8th in 2000)
104	Vernon Carey (4th in 2004 through 12th in 2010)

MOST STARTS

240	Dan Marino (1983-99)
186	Jason Taylor (1997-2007, 2009, 2011)
176	Bob Kuechenberg (1970-84)
168	Zach Thomas (1996-2007)
162	Richmond Webb (1990-2000)
155	Tim Bowens (1994-04)
152	Bob Griese (1967-80)
152	Larry Little (1969-80)
144	Vern Den Herder (1971-82)
140	Tim Ruddy (1994-2003)

MOST CONSECUTIVE STARTS

130	Jason Taylor (15th in 1999 through 16th in 2007)
118	Richmond Webb (3rd in 1991 through 8th in 1998)
109	Jim Langer (1st in 1972 through 9th in 1979)
95	Dan Marino (6th in 1987 through 5th in 1993)
92	Tim Bowens (3rd in 1994 through 14th in 1999)
91	Norm Evans (3rd in 1969 through 9th in 1975)
87	Dick Anderson (12th in 1968 through 14th in 1974)
87	Vernon Carey (7th in 2005 through 12th in 2010)
86	Bob Baumhower (1st in 1977 through 8th in 1982)
84	Jake Scott (1st in 1970 through 14th in 1975)
81	Vern Den Herder (1st in 1972 through 11th in 1977)
81	Jeff Cross (16th in 1988 through 16th in 1993)
81	Keith Sims (11th in 1991 through 11th in 1996)
80	Randy McMichael (1st in 2002 through 16th in 2006)

MOST PRO BOWLS

9	Dan Marino (1983-87, 1991-92, 1994-95)
7	Richmond Webb (1990-96)
7	Zach Thomas (1999-2003, 2005-06)
6	Bob Griese (1970-71, 1973-74, 1977-78)
6	Jim Langer (1973-78)
6	Bob Kuechenberg (1974-75, 1977-78, 1982-83)
6	Jason Taylor (2000, 2002, 2004-07)
5	Larry Csonka (1970-74)
5	Paul Warfield (1970-74)
5	Jake Scott (1971-75)
5	Bob Baumhower (1979, 1981-84)
5	Dwight Stephenson (1983-87)
5	John Offerdahl (1986-90)
5	Mark Clayton (1984-86, 1988, 1991)
5	Cameron Wake (2010, 2012-14, 2016)

MOST CONSECUTIVE PRO BOWLS

7	Richmond Webb (1990-96)
6	Jim Langer (1973-78)
5	Larry Csonka (1970-74)
5	Paul Warfield (1970-74)
5	Jake Scott (1971-75)
5	Dan Marino (1983-87)
5	Dwight Stephenson (1983-87)
5	John Offerdahl (1986-90)
5	Zach Thomas (1999-2003)

MOST PRO BOWL STARTS

7	Dan Marino (1983-86, 1992, 1994-95)
5	Jim Langer (1973-77)
5	Jason Taylor (2000, 2002, 2004-06)
4	Dwight Stephenson (1983-86)
4	John Offerdahl (1986, 1988-90)
4	Richmond Webb (1992-95)
4	Cameron Wake (2010, 2012, 2014, 2016)
3	Larry Little (1972-74)
3	Jake Scott (1972-73, 1975)
3	Bob Baumhower (1979, 1981, 1983)
3	Sam Madison (1999-2001)
3	Zach Thomas (1999, 2002, 2006)
3	Jake Long (2009-11)



INDIVIDUAL RECORDS

MOST CONSECUTIVE PRO BOWL STARTS

5	Jim Langer (1973-77)
4	Dwight Stephenson (1983-86)
4	Dan Marino (1983-86)
4	Richmond Webb (1992-95)
3	Larry Little (1972-74)
3	John Offerdahl (1988-90)
3	Sam Madison (1999-2001)
3	Jason Taylor (2004-06)
3	Jake Long (2009-11)

SCORING

MOST POINTS

CAREER

1,048	Olindo Mare (1997-06), 313 XPs, 245 FGs
830	Garo Yepremian (1970-78), 335 XPs, 165 FGs
774	Pete Stoyanovich (1989-95), 246 XPs, 176 FGs
540	Uwe von Schamann (1979-84), 237 XPs, 101 FGs
535	Dan Carpenter (2008-12), 154 XPs, 127 FGs

SEASON

144	Olindo Mare (1999), 27 XPs, 39 FGs
144	Jason Sanders (2020), 36 XPs, 36 FGs
128	Caleb Sturgis (2014), 41 XPs, 29 FGs
124	Pete Stoyanovich (1992), 34 XPs, 30 FGs
121	Pete Stoyanovich (1991), 28 XPs, 31 FGs

GAME

24	Paul Warfield (12/15/73 vs. Detroit), 4 TDs
24	Mark Ingram (11/27/94 at N.Y. Jets), 4 TDs
24	Ronnie Brown (9/21/08 at New England), 4 TDs

MOST POINTS BY A ROOKIE

SEASON

116	Fuad Reveiz (1985), 50 XPs, 22 FGs
111	Caleb Sturgis (2013), 33 XPs, 26 FGs
103	Dan Carpenter (2008), 40 XPs, 21 FGs

MOST CONSECUTIVE GAMES SCORING POINTS

121	Garo Yepremian (8th in 1970 through 16th in 1978)
-----	---

MOST TOUCHDOWNS

CAREER

82	Mark Clayton (1983-92), 81 pass, 1 ret.
75	Nat Moore (1974-86), 74 pass, 1 run
59	Mark Duper (1982-92), 59 pass
57	Larry Csonka (1968-74, 1979), 53 run, 4 pass
54	Ricky Williams (2002-03, 2005, 2007-10), 48 run, 6 pass

SEASON

18	Mark Clayton (1984), 18 pass
17	Ricky Williams (2002), 16 run, 1 pass
16	Karim Abdul-Jabbar (1997), 15 run, 1 pass
16	Lamar Smith (2000), 14 run, 2 pass
14	Mark Clayton (1988), 14 pass

GAME

4	Paul Warfield (12/15/73 vs. Detroit), 4 pass
4	Mark Ingram (11/27/94 at N.Y. Jets), 4 pass
4	Ronnie Brown (9/21/08 at New England), 4 run

MOST TOUCHDOWNS BY A ROOKIE

SEASON

13	Ron Davenport (1985), 11 run, 2 pass
11	Karim Abdul-Jabbar (1996), 11 run
8	Andra Franklin (1981), 7 run, 1 pass
7	Larry Csonka (1968), 6 run, 1 pass
7	Troy Stradford (1987), 6 run, 1 pass
7	Chris Chambers (2001), 7 pass

GAME

3	Ronald Scott (10/11/87 vs. Kansas City), 3 run
3	Troy Stradford (12/7/87 vs. N.Y. Jets), 3 run
3	Sammie Smith (12/10/89 vs. New England), 3 run

MOST CONSECUTIVE GAMES SCORING A TOUCHDOWN

6	Paul Warfield (4th through 9th in 1971)
6	Mark Clayton (13th through 16th in 1988 and 2nd through 3rd in 1989)
6	Ricky Williams (16th in 2002 and 1st through 5th in 2003)

MOST FIELD GOALS

CAREER

245	Olindo Mare (1997-06), 303 att.
176	Pete Stoyanovich (1989-95), 222 att.
165	Garo Yepremian (1970-78), 242 att.
127	Dan Carpenter (2008-12), 155 att.
101	Uwe von Schamann (1979-84), 149 att.

SEASON

39	Olindo Mare (1999), 46 att.
36	Jason Sanders (2020), 39 att.
31	Pete Stoyanovich (1991), 37 att.
30	Pete Stoyanovich (1992), 37 att.
30	Dan Carpenter (2010), 41 att.

GAME

7	Jason Sanders (12/8/19 at N.Y. Jets), 8 att.
6	Olindo Mare (10/17/99 at New England), 6 att.
5	Garo Yepremian (9/26/71 at Buffalo), 6 att.
5	Olindo Mare (12/31/06 at Indianapolis), 5 att.
5	Dan Carpenter (10/24/10 vs. Pittsburgh), 5 att.
5	Dan Carpenter (10/31/10 at Cincinnati), 5 att.
5	Jason Sanders (10/4/20 vs. Seattle), 5 att.
5	Jason Sanders (10/11/20 at San Francisco), 5 att.

MOST FIELD GOALS BY A ROOKIE

SEASON

26	Caleb Sturgis (2013), 34 att.
22	Fuad Reveiz (1985), 27 att.
21	Uwe von Schamann (1979), 29 att.
21	Dan Carpenter (2008), 25 att.

GAME

4	Dan Carpenter (11/2/08 at Denver), 4 att.
4	Jason Sanders (11/11/18 at Green Bay), 4 att.
3	16 times (last – Jason Sanders, 10/25/18 at Houston)

MOST CONSECUTIVE GAMES SCORING A FIELD GOAL

20	Garo Yepremian (10th in 1970 through 1st in 1972)
20	Olindo Mare (7th in 1998 through 10th in 1999)



INDIVIDUAL RECORDS

MOST CONSECUTIVE FIELD GOALS

22	Jason Sanders (16th in 2019 through 9th in 2020)
19	Olindo Mare (3rd through 7th in 1999)
17	Dan Carpenter (2nd through 12th in 2009)
16	Garó Yepremian (8th through 16th in 1978)
16	Olindo Mare (7th through 16th in 2000)

HIGHEST FIELD GOAL PERCENTAGE

CAREER (min: 50 att.)

84.4	Jason Sanders (2018-21), 92 of 109
81.9	Dan Carpenter (2008-12), 127 of 155
80.9	Olindo Mare (1997-06), 245 of 303
79.3	Pete Stoyanovich (1989-95), 176 of 222
77.5	Caleb Sturgis (2013-14), 55 of 71

SEASON (min: 15 att.)

92.3	Jason Sanders (2020), 36 of 39
91.3	Jay Feely (2007), 21 of 23
91.3	Cody Parkey (2017), 21 of 23
90.5	Olindo Mare (2001), 19 of 21
90.3	Olindo Mare (2000), 28 of 31

LONGEST FIELD GOALS

60	Dan Carpenter (12/5/10 vs. Cleveland)
59	Pete Stoyanovich (11/12/89 at N.Y. Jets)
*58	Pete Stoyanovich (1/5/91 vs. Kansas City)
58	Dan Carpenter (1/1/12 vs. N.Y. Jets)
56	Jason Sanders (11/8/20 at Arizona)

LONGEST FIELD GOALS BY A ROOKIE

59	Pete Stoyanovich (11/12/89 at N.Y. Jets)
54	Caleb Sturgis (9/15/13 at Indianapolis)
53	Uwe von Schamann (10/21/79 at New England)
53	Andrew Franks (10/25/15 vs. Houston)
52	Caleb Sturgis (10/27/13 at New England)

MOST POINTS AFTER TOUCHDOWN

CAREER

335	Garó Yepremian (1970-78), 351 att.
313	Olindo Mare (1997-06), 318 att.
246	Pete Stoyanovich (1989-95), 250 att.

SEASON

66	Uwe von Schamann (1984), 70 att.
52	Fuad Reveiz (1986), 55 att.
50	Fuad Reveiz (1985), 52 att.

GAME

7	Garó Yepremian (11/12/72 vs. New England), 7 att.
7	Garó Yepremian (11/24/77 at St. Louis), 8 att.
7	Pete Stoyanovich (9/3/95 vs. N.Y. Jets), 7 att.
7	Olindo Mare (9/8/02 vs. Detroit), 7 att.

MOST POINTS AFTER TOUCHDOWN BY A ROOKIE

SEASON

50	Fuad Reveiz (1985), 52 att.
40	Dan Carpenter (2008), 40 att.
38	Pete Stoyanovich (1989), 39 att.

MOST CONSECUTIVE POINTS AFTER TOUCHDOWN

110	Garó Yepremian (7th in 1972 to 2nd in 1975)
110	Pete Stoyanovich (16th in 1992 to 16th in 1995)

HIGHEST POINT AFTER TOUCHDOWN PCT.

CAREER (min: 150 att.)

99.4	Dan Carpenter (2008-12), 154 of 155
98.43	Olindo Mare (1997-06), 313 of 318
98.40	Pete Stoyanovich (1989-95), 246 of 250
95.3	Fuad Reveiz (1985-88), 161 of 169
95.2	Garó Yepremian (1970-78), 335 of 352

MOST TWO-POINT CONVERSIONS

CAREER

2	Irving Fryar (1993-95), 2 pass
2	Marty Booker (2004-07), 2 pass
2	Jarvis Landry (2014-16), 2 pass
2	Preston Williams (2019-21), 2 pass

SEASON

2	Irving Fryar (1994), 2 pass
2	Marty Booker (2006), 2 pass
2	Preston Williams (2020), 2 pass

RUSHING

MOST RUSHING YARDS

CAREER

6,737	Larry Csonka (1968-74, 1979), 1,506 att.
6,436	Ricky Williams (2002-03, 2005, 2007-10), 1,509 att.
4,815	Ronnie Brown (2005-10), 1,128 att.
3,877	Mercury Morris (1969-75), 754 att.
3,644	Jim Kick (1968-74), 997 att.

SEASON

1,853	Ricky Williams (2002), 4.8 per carry
1,372	Ricky Williams (2003), 3.5 per carry
1,272	Jay Ajayi (2016), 4.9 per carry
1,258	Delvin Williams (1978), 4.6 per carry
1,139	Lamar Smith (2000), 3.7 per carry
1,121	Ricky Williams (2009), 4.7 per carry
1,117	Larry Csonka (1972), 5.2 per carry
1,116	Karim Abdul-Jabbar (1996), 3.6 per carry
1,099	Lamar Miller (2014), 5.1 per carry
1,086	Reggie Bush (2011), 5.0 per carry
1,051	Larry Csonka (1971), 5.4 per carry
1,008	Ronnie Brown (2006), 4.2 per carry
1,003	Larry Csonka (1973), 4.6 per carry
1,000	Mercury Morris (1972), 5.3 per carry

GAME

228	Ricky Williams (12/1/02 at Buffalo), 27 att.
216	Ricky Williams (12/9/02 vs. Chicago), 31 att.
214	Jay Ajayi (10/23/16 vs. Buffalo), 28 att.
*209	Lamar Smith (12/30/00 vs. Indianapolis), 40 att.
206	Jay Ajayi (12/24/16 at Buffalo), 32 att.
204	Jay Ajayi (10/16/16 vs. Pittsburgh), 25 att.
203	Reggie Bush (12/18/11 at Buffalo), 25 att.

MOST RUSHING YARDS BY A ROOKIE

SEASON

1,116	Karim Abdul-Jabbar (1996), 3.6 per carry
907	Ronnie Brown (2005), 4.4 per carry
711	Andra Franklin (1981), 3.5 per carry
659	Sammie Smith (1989), 3.3 per carry
621	Jim Kick (1968), 3.8 per carry



INDIVIDUAL RECORDS

GAME

169	Troy Stradford (11/22/87 at Dallas), 17 att.
152	Karim Abdul-Jabbar (12/22/96 at N.Y. Jets), 30 att.
140	Leroy Harris (12/5/77 vs. Baltimore), 17 att.
132	Ronnie Brown (9/25/05 vs. Carolina), 23 att.
124	Karim Abdul-Jabbar (9/15/96 vs. N.Y. Jets), 23 att.

MOST RUSHING ATTEMPTS

CAREER

1,509	Ricky Williams (2002-03, 2005, 2007-10)
1,506	Larry Csonka (1968-74, 1979)
1,128	Ronnie Brown (2005-10)
997	Jim Kiick (1968-74)
888	Karim Abdul-Jabbar (1996-99)

SEASON

392	Ricky Williams (2003)
383	Ricky Williams (2002)
313	Lamar Smith (2001)
309	Lamar Smith (2000)
307	Karim Abdul-Jabbar (1996)

GAME

42	Ricky Williams (9/21/03 vs. Buffalo), 153 yards
*40	Lamar Smith (12/30/00 vs. Indianapolis), 209 yards
36	Ricky Williams (10/6/02 vs. New England), 105 yards
36	Ricky Williams (11/16/03 vs. Baltimore), 105 yards
34	Ricky Williams (9/14/03 at N.Y. Jets), 125 yards
**33	Larry Csonka (1/13/74 vs. Minnesota), 145 yards
33	Karim Abdul-Jabbar (9/20/98 vs. Pittsburgh), 108 yards

MOST RUSHING ATTEMPTS BY A ROOKIE

SEASON

307	Karim Abdul-Jabbar (1996)
207	Ronnie Brown (2005)
201	Andra Franklin (1981)
200	Sammie Smith (1989)
165	Jim Kiick (1968)
165	Daniel Thomas (2011)

GAME

31	J.J. Johnson (11/21/99 vs. New England), 106 yards
30	Troy Stradford (12/7/87 vs. N.Y. Jets), 120 yards
30	Karim Abdul-Jabbar (12/22/96 at N.Y. Jets), 152 yards
29	Karim Abdul-Jabbar (11/3/96 at New England), 104 yards
27	Karim Abdul-Jabbar (12/16/96 vs. Buffalo), 76 yards

MOST RUSHING TOUCHDOWNS

CAREER

53	Larry Csonka (1968-74, 1979)
48	Ricky Williams (2002-03, 2005, 2007-10)
36	Ronnie Brown (2005-10)
33	Karim Abdul-Jabbar (1996-99)
29	Mercury Morris (1969-75)

SEASON

16	Ricky Williams (2002)
15	Karim Abdul-Jabbar (1997)
14	Lamar Smith (2000)
12	Mercury Morris (1972)
12	Don Nottingham (1975)
12	Larry Csonka (1979)

GAME

4	Ronnie Brown (9/21/08 at New England), 215,5,62
3	Jim Kiick (12/20/70 vs. Buffalo), 4,2,2
3	Mercury Morris (11/12/72 vs. New England), 4,4,6
3	Mercury Morris (9/30/73 vs. New England), 24,70,35
*3	Larry Csonka (12/30/73 vs. Oakland), 11,2,2
3	Don Nottingham (11/3/74 vs. Atlanta), 1,2,1
3	Don Nottingham (10/5/75 at Green Bay), 11,1,11
3	Don Nottingham (10/26/75 at Buffalo), 1,1,1
3	Larry Csonka (9/23/79 vs. Chicago), 12,9,1
3	Larry Csonka (11/29/79 vs. New England), 1,1,1
3	Ronald Scott (10/11/87 vs. Kansas City), 2,4,3
3	Troy Stradford (12/7/87 vs. N.Y. Jets), 1,1,1
3	Sammie Smith (12/10/89 vs. New England), 1,7,2
3	Bernie Parmalee (12/25/94 vs. Detroit), 1,1,6
3	Karim Abdul-Jabbar (10/19/97 at Baltimore), 5,5,6
3	Karim Abdul-Jabbar (11/23/97 at New England), 1,1,1
3	Ricky Williams (10/25/09 vs. New Orleans), 4,68,4

MOST RUSHING TOUCHDOWNS BY A ROOKIE

SEASON

11	Ron Davenport (1985)
11	Karim Abdul-Jabbar (1996)
7	Andra Franklin (1981)
6	Larry Csonka (1968)
6	Troy Stradford (1987)
6	Sammie Smith (1989)

GAME

3	Ronald Scott (10/11/87 vs. Kansas City)
3	Troy Stradford (12/7/87 vs. N.Y. Jets)
3	Sammie Smith (12/10/89 vs. New England)

MOST CONSECUTIVE GAMES WITH A RUSHING TD

5	Mercury Morris (6th through 10th in 1972)
5	Don Nottingham (2nd through 6th in 1975)
5	Pete Johnson (8th through 12th in 1984)
5	Karim Abdul-Jabbar (10th through 14th in 1997)

HIGHEST RUSHING AVERAGE

CAREER (min: 300 att.)

5.1	Mercury Morris (1969-75), 754 att.
4.8	Tony Nathan (1979-87), 732 att.
4.7	Reggie Bush (2011-12), 443 att.
4.60	Kenyan Drake (2016-19), 333 att.
4.59	Lamar Miller (2012-15), 638 att.

SEASON (min: 100 att.)

6.4	Mercury Morris (1973), 149/954 yards
5.4	Larry Csonka (1971), 195/1,051 yards
5.3	Mercury Morris (1972), 190/1,000 yards
5.3	Tony Nathan (1981), 147/782 yards
5.2	Larry Csonka (1972), 213/1,117 yards

GAME (min: 10 att.)

13.1	Mercury Morris (9/30/73 vs. New England) 15/197
12.6	Abner Haynes (9/17/67 vs. Denver), 12/151
12.6	Delvin Williams (11/9/80 at Los Angeles), 12/151

MOST 100-YARD RUSHING GAMES

CAREER

24	Ricky Williams (2002-03, 2005, 2007-10)
15	Larry Csonka (1968-74, 1979)



INDIVIDUAL RECORDS

15	Ronnie Brown (2005-10)
10	Mercury Morris (1969-75)
9	Karim Abdul-Jabbar (1996-99)

SEASON

10	Ricky Williams (2002)
7	Ricky Williams (2003)
5	Delvin Williams (1978)
5	Reggie Bush (2011)
4	Larry Csonka (1972)
4	Karim Abdul-Jabbar (1996)
4	Lamar Smith (2000)
4	Ronnie Brown (2006)
4	Ronnie Brown (2007)
4	Ricky Williams (2009)
4	Jay Ajayi (2016)

MOST 100-YARD RUSHING GAMES BY A ROOKIE

4	Karim Abdul-Jabbar (1996)
3	Benny Malone (1974)
3	Troy Stradford (1987)
2	Jim Kiick (1968)
2	Leroy Harris (1977)
2	Ronnie Brown (2005)

MOST CONSECUTIVE 100-YARD RUSHING GAMES

5	Ricky Williams (10th through 14th in 2002)
4	Ronnie Brown (3rd through 6th in 2007)
4	Reggie Bush (12th through 15th in 2011)
3	Ricky Williams (1st through 3rd in 2002)
3	Ricky Williams (10th through 12th in 2003)
3	Ricky Williams (9th through 11th in 2009)
3	Jay Ajayi (6th through 8th in 2016)
2	Larry Csonka (11th through 12th in 1970)
2	Benny Malone (7th through 8th in 1974)
2	Don Nottingham (2nd through 3rd in 1975)
2	Mercury Morris (5th through 6th in 1975)
2	Benny Malone (7th through 8th in 1976)
2	Benny Malone (4th through 5th in 1977)
2	Andra Franklin (5th through 6th in 1982)
2	Mark Higgs (1st through 2nd in 1991)
2	Bernie Parmalee (7th through 8th in 1994)
2	Ricky Williams (2nd through 3rd in 2003)
2	Ricky Williams (14th through 15th in 2003)
2	Ricky Williams (15th through 16th in 2005)
2	Ronnie Brown (15th through 16th in 2006)
2	Ronnie Brown (3rd through 4th in 2008)
2	Lamar Miller (5th through 6th in 2015)
2	Kenyan Drake (12th through 13th in 2017)

LONGEST RUNS FROM SCRIMMAGE

97t	Lamar Miller (12/28/14 vs. N.Y. Jets)
85t	Lamar Miller (10/25/15 vs. Houston)
77t	Leroy Harris (12/5/77 vs. Baltimore)
77t	Keith Byars (11/25/93 at Dallas)
76t	Reggie Bush (12/18/11 at Buffalo)
75t	Kalen Ballage (12/16/18 at Minnesota)
71t	Jerris McPhail (10/27/97 vs. Chicago)
70t	Mercury Morris (9/30/73 vs. New England)
70	Mercury Morris (10/15/73 at Cleveland)
69	Damien Williams (11/19/17 vs. Tampa Bay)
68t	Lamar Smith (10/23/00 at N.Y. Jets)
68t	James McKnight (10/5/03 at N.Y. Giants)
68t	Ricky Williams (10/25/09 vs. New Orleans)
66t	Benny Malone (10/9/77 at Baltimore)

66t	Kenyan Drake (11/13/17 at Carolina)
65t	Abner Haynes (9/17/67 vs. Denver)
65t	Gary Davis (9/17/78 vs. Buffalo)
65t	Ronnie Brown (10/21/05 vs. Kansas City)
65	Delvin Williams (11/9/80 at Los Angeles)
65t	Reggie Bush (9/16/12 vs. Oakland)
64	Ron Davenport (12/18/88 at Pittsburgh)
63	Norm Bulaich (9/10/78 at Baltimore)
63t	Ricky Williams (12/9/02 vs. Chicago)
62t	Ronnie Brown (9/21/08 at New England)
62t	Jay Ajayi (10/16/16 vs. Pittsburgh)
61	Chris Chambers (9/11/05 vs. Denver)
60t	Gary Davis (12/17/77 vs. Buffalo)
60	Ronnie Brown (9/30/07 vs. Oakland)

PASSING

MOST PASSING YARDS

CAREER

61,361	Dan Marino (1983-99)
25,092	Bob Griese (1967-80)
20,434	Ryan Tannehill (2012-18)
11,040	Jay Fiedler (2000-04)
7,114	Chad Henne (2008-11)

SEASON

5,084	Dan Marino (1984)
4,746	Dan Marino (1986)
4,453	Dan Marino (1994)
4,434	Dan Marino (1988)
4,208	Ryan Tannehill (2015)

GAME

521	Dan Marino (10/23/88 vs. N.Y. Jets), 35 of 60
473	Dan Marino (9/4/94 vs. New England), 23 of 42
470	Dan Marino (12/2/84 vs. LA Raiders), 35 of 57
450	Dan Marino (10/1/95 at Cincinnati), 33 of 48
448	Dan Marino (9/21/86 at N.Y. Jets), 30 of 50

MOST PASSING YARDS BY A ROOKIE

SEASON

3,294	Ryan Tannehill (2012)
2,210	Dan Marino (1983)
2,005	Bob Griese (1967)

GAME

431	Ryan Tannehill (9/30/12 at Arizona), 26 of 41
361	Tua Tagovailoa (1/3/21 at Buffalo), 35 of 58
322	Dan Marino (10/9/83 vs. Buffalo), 19 of 29

MOST PASS ATTEMPTS

CAREER

8,358	Dan Marino (1983-99)
3,429	Bob Griese (1967-80)
2,911	Ryan Tannehill (2012-18)
1,603	Jay Fiedler (2000-04)
1,065	Chad Henne (2008-11)

SEASON

623	Dan Marino (1986), 378 completions
615	Dan Marino (1994), 385 completions
606	Dan Marino (1988), 354 completions
590	Ryan Tannehill (2014), 392 completions
588	Ryan Tannehill (2013), 355 completions



INDIVIDUAL RECORDS

GAME

*64	Dan Marino (12/30/95 at Buffalo), 33 completions
62	Joey Harrington (10/22/06 vs. Green Bay), 33 completions
60	Dan Marino (10/23/88 vs. N.Y. Jets), 35 completions
60	Dan Marino (11/23/97 at New England), 38 completions
58	Ryan Tannehill (11/29/15 at N.Y. Jets), 33 completions
58	Tua Tagovailoa (1/3/21 at Buffalo), 35 completions

MOST PASS ATTEMPTS BY A ROOKIE

SEASON

484	Ryan Tannehill (2012), 282 completions
331	Bob Griese (1967), 166 completions
327	David Woodley (1980), 176 completions

GAME

58	Tua Tagovailoa (1/3/21 at Buffalo), 35 completions
48	Tua Tagovailoa (12/13/20 vs. Kansas City), 28 completions
42	David Woodley (10/27/80 at N.Y. Jets), 22 completions

MOST PASS COMPLETIONS

CAREER

4,967	Dan Marino (1983-99)
1,926	Bob Griese (1967-80)
1,829	Ryan Tannehill (2012-18)
936	Jay Fiedler (2000-04)
646	Chad Henne (2008-11)

SEASON

392	Ryan Tannehill (2014), 590 att.
385	Dan Marino (1994), 615 att.
378	Dan Marino (1986), 623 att.
363	Ryan Tannehill (2015), 586 att.
362	Dan Marino (1984), 564 att.

GAME

39	Dan Marino (11/16/86 at Buffalo), 54 att.
38	Dan Marino (11/23/97 at New England), 60 att.
35	Dan Marino (12/2/84 vs. L.A. Raiders), 57 att.
35	Dan Marino (10/23/88 vs. N.Y. Jets), 60 att.
35	Dan Marino (12/3/95 vs. Atlanta), 50 att.
35	Chad Henne (12/27/09 vs. Houston), 55 att.
35	Ryan Tannehill (12/21/14 vs. Minnesota), 47 att.
35	Tua Tagovailoa (1/3/21 at Buffalo), 58 att.

MOST PASS COMPLETIONS BY A ROOKIE

SEASON

282	Ryan Tannehill (2012), 484 att.
186	Tua Tagovailoa (2020), 290 att.
176	David Woodley (1980), 327 att.

GAME

35	Tua Tagovailoa (1/3/21 at Buffalo), 58 att.
28	Tua Tagovailoa (12/13/20 vs. Kansas City), 48 att.
26	Ryan Tannehill (9/30/12 at Arizona), 41 att.
26	Tua Tagovailoa (12/6/20 vs. Cincinnati), 39 att.

MOST CONSECUTIVE PASS COMPLETIONS

25	Ryan Tannehill (10/18/15 at Tennessee through 10/25/15 vs. Houston)
21	Ryan Fitzpatrick (9/20/20 vs. Buffalo through 9/24/20 at Jacksonville)
19	Jay Cutler (10/22/17 vs. N.Y. Jets through 11/5/17 vs. Oakland)
17	Chad Pennington (12/7/08 at Buffalo through 12/14/08 vs. San Francisco)
17	Chad Henne (12/13/09 at Jacksonville)
17	Tua Tagovailoa (11/21/21 at N.Y. Jets through 11/28/21 vs. Carolina)

MOST TOUCHDOWN PASSES

CAREER

420	Dan Marino (1983-99)
192	Bob Griese (1967-80)
123	Ryan Tannehill (2012-18)
66	Jay Fiedler (2000-04)
39	Don Strock (1974-87)

SEASON

48	Dan Marino (1984) of 362 completions
44	Dan Marino (1986) of 378 completions
30	Dan Marino (1985) of 336 completions
30	Dan Marino (1994) of 385 completions
28	Dan Marino (1988) of 354 completions

GAME

6	Bob Griese (11/24/77 at St. Louis)
6	Dan Marino (9/21/86 at N.Y. Jets)
5	Dan Marino (9/2/84 at Washington)
5	Dan Marino (12/8/85 at Green Bay)
5	Dan Marino (12/14/86 at L.A. Rams)
5	Dan Marino (11/27/88 at N.Y. Jets)
5	Dan Marino (9/4/94 vs. New England)
4	24 times (last – Tua Tagovailoa, 10/24/21 vs. Atlanta)

MOST TOUCHDOWN PASSES BY A ROOKIE

SEASON

20	Dan Marino (1983) of 173 completions
15	Bob Griese (1967) of 166 completions
14	David Woodley (1980) of 176 completions

GAME

4	John Stofa (12/18/66 vs. Houston)
3	Bob Griese (12/17/67 vs. New England)
3	David Woodley (11/9/80 at L.A. Rams)
3	David Woodley (12/14/80 at Baltimore)
3	Dan Marino (10/9/83 vs. Buffalo)
3	Dan Marino (10/16/83 at N.Y. Jets)
3	Dan Marino (11/28/83 vs. Cincinnati)

MOST CONSECUTIVE GAMES WITH A TD PASS

30	Dan Marino (10th in 1985 through 2nd in 1987 and 6th through 10th in 1987)
----	--

MOST PASSES HAD INTERCEPTED

CAREER

252	Dan Marino (1983-99)
172	Bob Griese (1967-80)
75	Ryan Tannehill (2012-18)
63	Jay Fiedler (2000-04)
42	David Woodley (1980-83)



INDIVIDUAL RECORDS

SEASON

23	Dan Marino (1986), 623 att.
23	Dan Marino (1988), 606 att.
22	Dan Marino (1989), 550 att.
21	Dan Marino (1985), 567 att.
19	Jay Fiedler (2001), 450 att.
19	Chad Henne (2010), 490 att.

GAME

5	Bob Griese (12/23/67 vs. Houston), 41 att.
5	Rick Norton (11/23/69 vs. Houston), 26 att.
5	David Woodley (10/25/81 at Dallas), 37 att.
5	Kyle Mackey (10/18/87 at N.Y. Jets), 55 att.
5	Dan Marino (10/23/88 vs. N.Y. Jets), 60 att.
5	Dan Marino (11/25/99 at Dallas), 36 att.
5	A.J. Feeley (12/5/04 vs. Buffalo), 51 att.

MOST PASSES HAD INTERCEPTED AS A ROOKIE

SEASON

18	Bob Griese (1967), 331 att.
17	David Woodley (1980), 327 att.
13	Ryan Tannehill (2012), 484 att.

GAME

5	Bob Griese (12/23/67 vs. Houston), 41 att.
3	Rick Norton (9/18/66 at Buffalo), 10 att.
3	Bob Griese (11/26/67 vs. Buffalo), 33 att.
3	David Woodley (9/28/80 vs. New Orleans), 15 att.
3	John Beck (12/2/07 vs. N.Y. Jets), 39 att.
3	Ryan Tannehill (9/9/12 at Houston), 36 att.
3	Ryan Tannehill (11/11/12 vs. Tennessee), 39 att.
3	Tua Tagovailoa (1/3/21 at Buffalo), 58 att.

MOST CONSECUTIVE GAMES STARTED WITH NO PASSES INTERCEPTED

5	Jay Fiedler (8th through 11th, 13th in 2000 - missed 12th in 2000)
5	Tua Tagovailoa (7th through 10th, 12th in 2020 - missed 11th in 2020)
4	Bob Griese (5th through 8th in 1971)
4	Dan Marino (4th through 7th in 1997)
4	Ray Lucas (9th through 12th in 2002)
4	Ryan Tannehill (5th through 8th in 2012)
4	Ryan Tannehill (12th through 15th in 2012)
4	Ryan Tannehill (6th through 9th in 2016)

MOST CONSECUTIVE PASSES WITH NONE INTERCEPTED

160	Ryan Tannehill (15th in 2014 through 3rd in 2015)
156	Dan Marino (3rd through 8th in 1997)
152	Tua Tagovailoa (5th through 13th in 2020)
140	Bob Griese (11th through 16th in 2012)
133	Cleo Lemon (13th through 16th in 2007)

LOWEST INTERCEPTION RATE

CAREER (min: 250 att.)

1.63	Chad Pennington (2008-10), 9 of 552 att.
1.86	Cleo Lemon (2005-07), 7 of 377 att.
2.10	Tua Tagovailoa (2020-21), 11 of 524 att.
2.58	Ryan Tannehill (2012-18), 75 of 2,911 att.
2.63	Gus Frerotte (2005), 13 of 494 att.

SEASON (min: 150 att.)

1.47	Chad Pennington (2008), 7 of 476 att.
1.72	Tua Tagovailoa (2020), 5 of 290 att.
1.85	Damon Huard (1999), 4 of 216 att.
1.94	Cleo Lemon (2007), 6 of 309 att.
2.00	Dan Marino (1993), 3 of 150 att.

HIGHEST COMPLETION PERCENTAGE

CAREER (min: 150 comp.)

67.6	Chad Pennington (2008-10), 373 of 552 att.
67.0	Tua Tagovailoa (2020-21), 351 of 524 att.
64.2	Ryan Fitzpatrick (2019-20), 494 of 769 att.
62.8	Ryan Tannehill (2012-18), 1,829 of 2,911 att.
62.0	Jay Cutler (2017), 266 of 429 att.

SEASON (min: 75 comp.)

70.5	Tua Tagovailoa (2021), 165 of 234 att.
68.5	Ryan Fitzpatrick (2020), 183 of 267 att.
67.4	Chad Pennington (2008), 321 of 476 att.
67.1	Ryan Tannehill (2016), 261 of 389 att.
66.4	Ryan Tannehill (2014), 392 of 590 att.

GAME (min: 12 comp.)

94.7	Ryan Tannehill (10/25/15 vs. Houston), 18 of 19 att.
92.3	Bob Griese (12/18/78 vs. New England), 12 of 13 att.
90.0	Ryan Fitzpatrick (9/24/20 at Jacksonville), 18 of 20
87.1	Tua Tagovailoa (11/28/21 vs. Carolina) 27 of 31
85.0	Chad Pennington (9/21/08 at New England), 17 of 20 att.

HIGHEST COMPLETION PERCENTAGE BY A ROOKIE

SEASON (min: 75 comp.)

64.1	Tua Tagovailoa (2020), 186 of 290 att.
58.4	Dan Marino (1983), 173 of 296 att.
58.3	Ryan Tannehill (2012), 282 of 484 att.
53.8	David Woodley (1980), 176 of 327 att.

GAME (min: 12 comp.)

81.0	Bob Griese (10/22/67 vs. N.Y. Jets), 17 of 21 att.
78.6	Ryan Tannehill (12/6/12 vs. Jacksonville), 22 of 28 att.
77.3	Tua Tagovailoa (12/26/20 at Las Vegas), 17 of 22 att.

HIGHEST PASSER RATING

CAREER (min: 250 att.)

94.5	Chad Pennington (2008-10)
90.5	Tua Tagovailoa (2020-21)
89.0	Ryan Fitzpatrick (2019-20)
87.0	Ryan Tannehill (2012-18)
86.4	Dan Marino (1983-99)

SEASON (min: 150 att.)

108.9	Dan Marino (1984)
97.4	Chad Pennington (2008)
96.0	Dan Marino (1983)
95.9	Dan Marino (1993)
95.6	Ryan Fitzpatrick (2020)

HIGHEST PASSER RATING BY A ROOKIE

SEASON (min: 150 att.)

96.0	Dan Marino (1983)
87.1	Tua Tagovailoa (2020)
76.1	Ryan Tannehill (2012)



INDIVIDUAL RECORDS

HIGHEST PASS YARDS PER ATTEMPT

CAREER (min: 250 att.)

8.22	Earl Morrall (1972-76), 284/2,335 yards
7.40	Chad Pennington (2008-10), 552/4,085 yards
7.34	Dan Marino (1983-99), 8,358/61,361 yards
7.32	Bob Griese (1967-80), 3,429/25,092 yards
7.31	Ryan Fitzpatrick (2019-20), 769/5,620 yards

SEASON (min: 150 att.)

9.07	Earl Morrall (1972), 150/1,360
9.01	Dan Marino (1984), 564/5,084
8.86	Bob Griese (1975), 191/1,693
8.24	Bob Griese (1970), 245/2,019
8.12	Dan Marino (1993), 150/1,218

GAME (min: 20 att.)

*13.16	Dan Marino (1/6/85 vs. Pittsburgh), 32/421
12.57	Ryan Tannehill (9/23/18 vs. Oakland), 23/289
12.52	Earl Morrall (12/15/74 vs. New England), 23/288
12.50	Ryan Fitzpatrick (10/11/20 at San Francisco), 28/350
11.95	Jay Fiedler (11/27/03 at Dallas), 20/239

MOST 300-YARD PASSING GAMES

CAREER

63	Dan Marino (1983-99)
16	Ryan Tannehill (2012-18)
7	Chad Henne (2008-11)
7	Ryan Fitzpatrick (2019-20)
3	Bob Griese (1967-80)
3	Jay Fiedler (2000-04)
3	Tua Tagovailoa (2020-21)
2	David Woodley (1980-83)
2	Steve DeBerg (1993)
2	Chad Pennington (2008-10)
1	John Stofa (1966-67, 1969-70)
1	Don Strock (1974-87)
1	Scott Mitchell (1990-93)
1	Bernie Kosar (1994-96)
1	A.J. Feeley (2004)
1	Gus Frerotte (2005)
1	Joey Harrington (2006)
1	Trent Green (2007)
1	Cleo Lemon (2007)
1	Jay Cutler (2017)
1	Brock Osweiler (2018)

SEASON

9	Dan Marino (1984)
6	Dan Marino (1985)
6	Dan Marino (1986)
6	Dan Marino (1988)
6	Ryan Tannehill (2015)

MOST CONSECUTIVE 300-YARD PASSING GAMES

3	Dan Marino (14th through 16th in 1984)
3	Dan Marino (13th through 15th in 1988)
3	Dan Marino (11th through 13th in 1994)
3	Dan Marino (14th through 16th in 1998)

LONGEST PASS PLAYS

86t	Bob Griese to Paul Warfield (11/14/71 vs. Pittsburgh)
85t	Dan Marino to Mark Duper (11/20/83 vs. Baltimore)
85t	Dan Marino to Mark Duper (11/2/86 vs. Houston)
80t	George Wilson, Jr. to Bo Roberson (10/23/66 at Houston)
80t	Dan Marino to Mark Duper (9/23/84 vs. Indianapolis)
80t	Dan Marino to Ferrell Edmunds (11/27/88 at N.Y. Jets)

80t	Dan Marino to Tony Martin (10/4/93 vs. Washington)
80t	Brian Griese to James McKnight (11/23/03 vs. Washington)
80t	Chad Pennington to Patrick Cobbs (10/12/08 at Houston)
80t	Ryan Tannehill to Brian Hartline (9/30/12 at Arizona)
79t	Bob Griese to Nat Moore (11/2/75 at Chicago)
78t	Dan Marino to Mark Clayton (11/12/89 at N.Y. Jets)
77t	Scott Mitchell to Mark Ingram (10/31/93 vs. Kansas City)
77t	Ray Lucas to James McKnight (11/24/02 vs. San Diego)
77t	Sage Rosenfels to Chris Chambers (12/01/05 vs. Kansas City)
77t	Sage Rosenfels to Chris Chambers (1/2/05 at Baltimore)
**76t	David Woodley to Jimmy Cefalo (1/30/83 vs. Washington)
*75t	Bob Griese to Paul Warfield (1/2/72 vs. Baltimore)
75t	Ryan Tannehill to Kenny Stills (9/9/18 vs. Tennessee)
75t	Brock Osweiler to Albert Wilson (10/14/18 vs. Chicago)

RECEIVING

MOST RECEPTIONS

CAREER

550	Mark Clayton (1983-92)
511	Mark Duper (1982-92)
510	Nat Moore (1974-86)
415	O.J. McDuffie (1993-00)
405	Chris Chambers (2001-07)

SEASON

112	Jarvis Landry (2017), 987 yards
110	Jarvis Landry (2015), 1,157 yards
94	Jarvis Landry (2016), 1,136 yards
90	O.J. McDuffie (1998), 1,050 yards
86	Mark Clayton (1988), 1,129 yards
86	Brandon Marshall (2010), 1,014 yards

GAME

15	Chris Chambers (12/4/05 vs. Buffalo), 238 yards
13	Jarvis Landry (11/29/15 at N.Y. Jets), 165 yards
13	Jarvis Landry (9/17/17 at L.A. Chargers), 78 yards
12	Jim Jensen (11/6/88 at New England), 110 yards
12	Brian Hartline (9/30/12 at Arizona), 253 yards
12	Jaylen Waddle (9/26/21 at Las Vegas), 58 yards
*11	O.J. McDuffie (12/30/95 at Buffalo), 154 yards
11	O.J. McDuffie (12/13/98 vs. N.Y. Jets), 105 yards
11	Greg Camarillo (11/2/08 at Denver), 111 yards
11	Ted Ginn, Jr. (9/21/09 vs. Indianapolis), 108 yards
11	Brandon Marshall (12/19/10 vs. Buffalo), 106 yards
11	Richard Matthews (11/11/13 at Tampa Bay), 120 yards
11	Jarvis Landry (12/14/15 vs. N.Y. Giants), 99 yards
11	Jarvis Landry (12/4/16 at Baltimore), 87 yards
*11	Jarvis Landry (1/8/17 at Pittsburgh), 102 yards
10	Duriel Harris (10/28/79 vs. Green Bay), 180 yards
*10	Tony Nathan (1/20/85 vs. San Francisco), 83 yards
10	Tony Nathan (9/29/85 at Denver), 120 yards
10	Tony Nathan (12/8/85 at Green Bay), 86 yards
*10	Tony Nathan (1/4/86 vs. Cleveland), 101 yards
10	Tony Nathan (9/28/86 vs. San Francisco), 101 yards
10	Ron Davenport (12/7/87 vs. N.Y. Jets), 72 yards
10	Mark Clayton (10/23/88 vs. N.Y. Jets), 153 yards
10	Keith Byars (9/25/94 at Minnesota), 79 yards
10	Tony Martin (10/10/99 at Indianapolis), 166 yards
10	Rob Konrad (1/2/00 at Washington), 68 yards
10	Davone Bess (12/6/09 vs. New England), 117 yards
10	Brandon Marshall (9/26/10 vs. N.Y. Jets), 166 yards
10	Brandon Marshall (10/17/10 at Green Bay), 127 yards
10	Brandon Marshall (12/26/10 vs. Detroit), 102 yards



INDIVIDUAL RECORDS

10	Jarvis Landry (11/18/15 at Buffalo), 67 yards
10	Jarvis Landry (9/18/16 at New England), 135 yards
10	Jarvis Landry (12/17/17 at Buffalo), 99 yards
10	DeVante Parker (10/4/20 vs. Seattle), 110 yards
10	Mike Gesicki (9/26/21 at Las Vegas), 86 yards
10	Myles Gaskin (10/10/21 at Tampa Bay), 74 yards
10	Jaylen Waddle (10/17/21 at Jacksonville), 70 yards

MOST RECEPTIONS BY A ROOKIE

SEASON

84	Jarvis Landry (2014), 758 yards
77	Jaylen Waddle (2021), 759 yards
75	Terry Kirby (1993), 874 yards
67	Jack Clancy (1967), 868 yards
54	Davone Bess (2008), 554 yards

GAME

12	Jaylen Waddle (9/26/21 at Las Vegas), 58 yards
10	Rob Konrad (1/2/00 at Washington), 68 yards
10	Jaylen Waddle (10/17/21 at Jacksonville), 70 yards
9	Terry Kirby (12/19/93 vs. Buffalo), 148 yards
9	Davone Bess (12/7/08 vs. Buffalo at Toronto), 74 yards
9	Jaylen Waddle (11/28/29 vs. Carolina), 137 yards

MOST CONSECUTIVE GAMES WITH A RECEPTION

92	Mark Clayton (6th in 1986 through 16th in 1992 - missed 13th in 1986, 1st in 1989, 1st in 1990, 10th through 14th in 1990 and 1st through 3rd in 1992)
74	O.J. McDuffie (3rd in 1995 through 15th in 1999, missed 11th through 13th and 16th in 1999)
63	Jarvis Landry (2nd in 2014 through 16th in 2017)
61	Davone Bess (1st in 2008 through 13th in 2011)
60	Chris Chambers (1st in 2003 through 13th in 2006 - missed 4th in 2004)

MOST RECEIVING YARDS

CAREER

8,869	Mark Duper (1982-92), 17.4 per catch
8,643	Mark Clayton (1983-92), 15.7 per catch
7,546	Nat Moore (1974-86), 14.8 per catch
5,688	Chris Chambers (2001-07), 14.0 per catch
5,074	O.J. McDuffie (1993-00), 12.2 per catch

SEASON

1,389	Mark Clayton (1984), 73 receptions
1,313	Mark Duper (1986), 67 receptions
1,306	Mark Duper (1984), 71 receptions
1,270	Irving Fryar (1994), 73 receptions
1,214	Brandon Marshall (2011), 81 receptions
1,202	DeVante Parker (2019), 72 receptions
1,157	Jarvis Landry (2015), 110 receptions
1,150	Mark Clayton (1986), 60 receptions
1,136	Jarvis Landry (2016), 94 receptions
1,129	Mark Clayton (1988), 86 receptions
1,118	Chris Chambers (2005), 82 receptions
1,085	Mark Duper (1991), 70 receptions
1,083	Brian Hartline (2012), 74 receptions
1,053	Mark Clayton (1991), 70 receptions
1,050	O.J. McDuffie (1998), 90 receptions

1,037	Tony Martin (1999), 67 receptions
1,016	Brian Hartline (2013), 76 receptions
1,014	Brandon Marshall (2010), 86 receptions
1,011	Mark Clayton (1989), 64 receptions
1,010	Irving Fryar (1993), 64 receptions
1,003	Mark Duper (1983), 51 receptions

GAME

253	Brian Hartline (9/30/12 at Arizona), 12 receptions
238	Chris Chambers (12/4/05 vs. Buffalo), 15 receptions
217	Mark Duper (11/10/85 vs. N.Y. Jets), 8 receptions
211	Irving Fryar (9/4/94 vs. New England), 5 receptions
210	Nat Moore (10/4/81 vs. N.Y. Jets), 7 receptions
202	Mark Duper (10/9/83 vs. Buffalo), 7 receptions

MOST RECEIVING YARDS BY A ROOKIE

SEASON

883	Chris Chambers (2001), 48 receptions
874	Terry Kirby (1993), 75 receptions
868	Jack Clancy (1967), 67 receptions

GAME

148	Terry Kirby (12/19/93 vs. Buffalo), 9 receptions
137	Jaylen Waddle (11/28/21), 9 receptions
126	Jack Clancy (12/3/67 at Houston), 7 receptions

MOST RECEIVING TOUCHDOWNS

CAREER

81	Mark Clayton (1983-92), 550 receptions
74	Nat Moore (1974-86), 510 receptions
59	Mark Duper (1982-92), 511 receptions
43	Chris Chambers (2001-07), 405 receptions
33	Paul Warfield (1970-74), 156 receptions

SEASON

18	Mark Clayton (1984), 73 receptions
14	Mark Clayton (1988), 86 receptions
12	Nat Moore (1977), 52 receptions
12	Mark Clayton (1991), 70 receptions
11	Karl Noonan (1968), 58 receptions
11	Paul Warfield (1971), 43 receptions
11	Paul Warfield (1973), 29 receptions
11	Mark Duper (1986), 67 receptions
11	Chris Chambers (2003), 64 receptions
11	Chris Chambers (2005), 82 receptions

GAME

4	Paul Warfield (12/15/73 vs. Detroit), 21,7,16,4
4	Mark Ingram (11/27/94 at N.Y. Jets), 10,17,28,8
3	Paul Warfield (11/14/71 vs. Pittsburgh), 12,86,60
3	Nat Moore (11/24/77 at St. Louis), 4,9,28
3	Mark Clayton (12/17/84 vs. Dallas), 41,39,63
3	Mark Duper (12/14/86 at L.A. Rams), 69,5,20
3	Mark Duper (12/20/87 vs. Washington), 26,59,6
3	Irving Fryar (9/4/94 vs. New England), 54,50,35
3	O.J. McDuffie (11/29/98 vs. New Orleans), 22,7,9
3	Lamar Thomas (12/21/98 vs. Denver), 9,56,17
3	Chris Chambers (11/27/03 at Dallas), 39,6,35



INDIVIDUAL RECORDS

MOST RECEIVING TOUCHDOWNS BY A ROOKIE

SEASON

7	Chris Chambers (2001), 48 receptions
5	Andre Brown (1989), 24 receptions
5	Jarvis Landry (2014), 84 receptions
4	Randy McMichael (2002), 39 receptions
4	Jaylen Waddle (2021), 77 receptions
3	Jack Harper (1967), 11 receptions
3	Jimmy Cefalo (1978), 6 receptions
3	Ferrell Edmunds (1988), 33 receptions
3	Terry Kirby (1993), 75 receptions
3	Brian Hartline (2009), 31 receptions
3	Charles Clay (2011), 16 receptions
3	Preston Williams (2019), 32 receptions

MOST CONSECUTIVE GAMES WITH A RECEIVING TD

6	Paul Warfield (4th through 9th in 1971)
6	Mark Clayton (13th through 16th in 1988 and 2nd through 3rd in 1989)

HIGHEST RECEIVING AVERAGE

CAREER (min: 100 rec.)

21.5	Paul Warfield (1970-74), 156 receptions
17.4	Mark Duper (1982-92), 511 receptions
16.9	Duriel Harris (1976-83, 1985), 269 receptions
16.0	Irving Fryar (1993-95), 199 receptions
15.7	Mark Clayton (1983-92), 550 receptions

SEASON (min: 24 rec.)

25.1	Paul Warfield (1970), 28/703 yards
23.2	Paul Warfield (1971), 43/996 yards
21.8	Jimmy Cefalo (1981), 29/631 yards
20.9	Paul Warfield (1972), 29/606 yards
20.0	Bo Roberson (1966), 26/519 yards

GAME (min: 3 rec.)

52.7	Paul Warfield (11/14/71 vs. Pittsburgh), 3/158
46.0	Patrick Cobbs (10/12/08 at Houston), 3/138
42.7	Chris Chambers (10/24/04 vs. St. Louis), 3/128
42.2	Irving Fryar (9/4/94 vs. New England), 5/211
41.3	Nat Moore (10/10/76 at Baltimore), 3/124

HIGHEST RECEIVING AVERAGE BY A ROOKIE

SEASON (min: 24 rec.)

19.0	DeVante Parker (2015), 26/494 yards
18.4	Chris Chambers (2001), 48/883 yards
17.4	Ferrell Edmunds (1988), 33/575 yards

GAME (min: 3 rec.)

37.7	Chris Chambers (11/11/01 at Indianapolis), 3/113
31.3	Brian Hartline (10/25/09 vs. New Orleans), 3/94
30.3	Mel Baker (12/15/74 vs. New England), 4/121

MOST 100-YARD RECEIVING GAMES

CAREER

28	Mark Duper (1982-92)
22	Mark Clayton (1983-92)
17	Chris Chambers (2001-07)
12	Nat Moore (1974-86)
11	DeVante Parker (2015-21)
10	Paul Warfield (1970-74)
10	Duriel Harris (1976-83, 1985)
10	Irving Fryar (1993-95)

SEASON

8	Mark Duper (1986)
6	Mark Clayton (1984)
6	Irving Fryar (1994)
5	Mark Clayton (1989)
5	Tony Martin (1999)
5	Brandon Marshall (2011)
4	Paul Warfield (1971)
4	Duriel Harris (1979)
4	Mark Duper (1984)
4	Chris Chambers (2004)
4	Brandon Marshall (2010)
4	Mike Wallace (2013)
4	Jarvis Landry (2016)
4	DeVante Parker (2019)

MOST 100-YARD RECEIVING GAMES BY A ROOKIE

3	Jack Clancy (1967)
3	Chris Chambers (2001)
2	Terry Kirby (1993)
1	Mel Baker (1974)
1	Duriel Harris (1976)
1	Ferrell Edmunds (1988)
1	Andre Brown (1989)
1	DeVante Parker (2015)
1	Jaylen Waddle (2021)

MOST CONSECUTIVE 100-YARD RECEIVING GAMES

4	Irving Fryar (10th through 13th in 1994)
3	Mark Clayton (14th through 16th in 1984)
3	Mark Duper (3rd through 5th in 1986)
3	Chris Chambers (11th through 13th in 2005)

TOTAL YARDS FROM SCRIMMAGE

(rushing/receiving)

CAREER

8,859	Mark Duper (1982-92), -10/8,869
8,751	Mark Clayton (1983-92), 108/8,643
7,867	Ricky Williams (2002-03, 2005, 2007-10), 6,436/1,431
7,795	Nat Moore (1974-86), 249/7,546
7,425	Larry Csonka (1968-74, 1979), 6,737/688

SEASON

2,216	Ricky Williams (2002), 1,853/363
1,723	Ricky Williams (2003), 1,372/351
1,450	Delvin Williams (1978), 1,258/192
1,424	Mark Clayton (1984), 35/1,389
1,423	Jay Ajayi (2016), 1,272/151

GAME

253	Brian Hartline (9/30/12 at Arizona), 0/253
252	Troy Stradford (11/22/87 at Dallas), 169/83
238	Chris Chambers (12/4/05 vs. Buffalo), 0/238
236	Lamar Miller (10/25/15 vs. Houston), 175/61
235	Ricky Williams (12/1/02 at Buffalo), 228/7

BY ROOKIE, SEASON

1,264	Terry Kirby (1993), 390/874
1,255	Karim Abdul-Jabbar (1996), 1,116/139
1,139	Ronnie Brown (2005), 907/232



INDIVIDUAL RECORDS

COMBINED YARDAGE

(rushing/receiving/returns)

CAREER

9,276	Mark Clayton (1983-92), 108/8,643/525
8,950	Nat Moore (1974-86), 248/7,547/1,155
8,859	Mark Duper (1982-92), -10/8,869/0
8,752	Tony Nathan (1979-87), 3,543/3,592/1,617
8,353	O.J. McDuffie (1993-01), 49/5,074/3,230

SEASON

2,216	Ricky Williams (2002), 1,853/363/0
2,208	Wes Welker (2005), 5/434/1,769
2,129	Wes Welker (2006), 0/687/1,442
2,086	Ted Ginn, Jr. (2007) 3/420/1,663
1,947	Jarvis Landry (2015) 113/1,157/677

GAME

302	Mercury Morris (11/1/70 at Baltimore), 8-89/3-68/6-145
299	Ted Ginn, Jr. (11/1/09 at N.Y. Jets), 0-0, 0-0, 6-299
297	Wes Welker (10/16/05 at Tampa Bay), 0-0/3-97/10-200
*280	O.J. McDuffie (12/30/95 at Buffalo), 1-9/11-154/6-117
258	Wes Welker (10/21/05 vs. Kansas City), 0-0/2-41/9-217
258	Jarvis Landry (10/4/15 vs. N.Y. Jets at London), 2-29/4-40/8-189

BY ROOKIE, SEASON

2,086	Ted Ginn, Jr. (2007) 3/420/1,663
1,912	Jarvis Landry (2014) -4/758/1,158
1,777	Wes Welker (2004), 0/0/1,777

PUNTING

MOST PUNTS

CAREER

633	Larry Seiple (1967-77), 25,347 yards
594	Brandon Fields (2007-14), 27,780 yards
555	Reggie Roby (1983-92), 24,036 yards
339	Matt Turk (2000-01, 2003-04), 13,910 yards
307	Matt Haack (2017-20), 13,506 yards

SEASON

98	Matt Turk (2004), 41.7 average
93	Klaus Wilmsmeyer (1998), 42.5 average
92	Matt Turk (2000), 42.1 average
92	Matt Darr (2015), 47.6 average
90	Matt Darr (2016), 44.3 average

GAME

11	Matt Turk (12/7/03 at New England), 406 yards
10	George Wilson, Jr. (9/9/66 vs. N.Y. Jets), 483 yards
10	George Roberts (10/12/80 at New England), 445 yards
10	Klaus Wilmsmeyer (9/20/98 vs. Pittsburgh), 458 yards
10	Matt Turk (9/19/04 at Cincinnati), 400 yards
10	Donnie Jones (12/25/06 vs. N.Y. Jets), 427 yards
10	Brandon Fields (12/23/07 at New England), 446 yards
10	Brandon Fields (12/12/10 at N.Y. Jets), 564 yards
10	Brandon Fields (12/22/13 at Buffalo), 501 yards
10	Matt Darr (11/20/16 at Los Angeles), 453 yards

HIGHEST GROSS PUNTING AVERAGE

CAREER (min: 120 punts)

46.8	Brandon Fields (2007-14), 594 punts
46.0	Matt Darr (2015-16), 182 punts
44.7	Matt Haack (2017-20), 307 punts
44.2	John Kidd (1994-97), 201 punts
43.3	Reggie Roby (1983-92), 555 punts

SEASON (min: 40 punts)

50.2	Brandon Fields (2012), 74 punts
48.85	Brandon Fields (2011), 78 punts
48.82	Brandon Fields (2013), 85 punts
47.6	Matt Darr (2015), 92 punts
46.3	Brandon Fields (2014), 58 punts

GAME (min: 4 punts)

58.8	Brandon Fields (9/23/12 vs. N.Y. Jets), 4-235 yards
58.5	Reggie Roby (9/28/86 vs. San Francisco), 4-234 yards
58.2	Matt Darr (10/29/15 at New England), 6-349 yards
56.4	Brandon Fields (12/12/10 at N.Y. Jets), 10-564 yards
55.5	Brandon Fields (12/4/11 vs. Oakland), 4-222 yards

HIGHEST NET PUNTING AVERAGE

CAREER (since 1976, min: 120 punts)

39.9	Matt Haack (2017-20), 307 punts
39.8	Matt Darr (2015-16), 182 punts
39.2	Brandon Fields (2007-14), 594 punts
37.5	Donnie Jones (2005-06), 173 punts
36.9	John Kidd (1994-97), 201 punts

SEASON (since 1982, min: 40 punts)

42.4	Brandon Fields (2013), 85 punts
41.2	Brandon Fields (2012), 74 punts
41.2	Brandon Fields (2011), 78 punts
41.1	Matt Haack (2019), 69 punts
40.7	Matt Haack (2017), 83 punts

LONGEST PUNTS

77	Reggie Roby (11/29/87 at Buffalo), net 77
77	Matt Turk (11/25/01 at Buffalo), touchback
74	Brandon Fields (12/22/13 at Buffalo), net 74
73	Larry Seiple (11/14/71 vs. Pittsburgh), touchback
73	Reggie Roby (9/28/86 vs. San Francisco), touchback
73	Reggie Roby (10/5/86 at New England), net 73

MOST INSIDE THE 20

SEASON (since 1982)

35	Matt Haack (2018), 87 punts
33	Brandon Fields (2013), 85 punts
32	Brandon Fields (2011), 78 punts
32	Matt Darr (2016), 90 punts
31	Donnie Jones (2005), 88 punts
31	Brandon Fields (2010), 73 punts

PUNT RETURNS

MOST PUNT RETURNS

CAREER

127	Jake Scott (1970-75)
127	O.J. McDuffie (1993-00)
127	Wes Welker (2004-06)
115	Davone Bess (2008-12)
101	Jakeem Grant Sr. (2016-21)



INDIVIDUAL RECORDS

SEASON

43	Wes Welker (2004), 10.8 average
43	Wes Welker (2005), 9.1 average
41	Mark Clayton (1983), 9.6 average
41	Wes Welker (2006), 9.2 average
37	Davone Bess (2011), 11.9 average

GAME

7	Mercury Morris (10/19/69 at Kansas City), 17.6 average
7	Lamont Brightful (9/19/04 at Cincinnati), 11.1 average
7	Marcus Thigpen (11/24/13 vs. Carolina), 10.1 average

MOST PUNT RETURN YARDS

CAREER

1,330	Jake Scott (1970-75)
1,232	Wes Welker (2004-06)
1,196	Davone Bess (2008-12)
1,127	O.J. McDuffie (1993-00)
978	Jakeem Grant Sr. (2016-21)

SEASON

464	Wes Welker (2004), 10.8 average
442	Davone Bess (2011), 11.9 average
392	Mark Clayton (1983), 9.6 average
390	Wes Welker (2005), 9.1 average
379	Tom Vigorito (1981), 10.5 average

GAME

123	Mercury Morris (10/19/69 at Kansas City), 7 returns
114	O.J. McDuffie (12/13/93 vs. Pittsburgh), 5 returns
106	James Pruitt (9/14/86 vs. Indianapolis), 2 returns

MOST PUNT RETURN TOUCHDOWNS

CAREER

3	Jakeem Grant Sr. (2016-21)
2	Freddie Solomon (1975-77)
2	Tom Vigorito (1981-85)
2	O.J. McDuffie (1993-00)

SEASON

2	O.J. McDuffie (1993)
---	----------------------

LONGEST PUNT RETURNS

88t	Jakeem Grant Sr. (11/1/20 vs. L.A. Rams)
87t	Tom Vigorito (9/10/81 vs. Pittsburgh)
87t	Ted Ginn, Jr. (11/18/07 at Philadelphia)
86t	Tony Nathan (10/14/79 vs. Buffalo)
81t	Jeff Ogden (10/29/00 vs. Green Bay)
79t	Freddie Solomon (12/5/76 vs. Buffalo)
77t	Jake Scott (11/22/70 vs. Baltimore)
74t	Jakeem Grant Sr. (10/9/16 vs. Tennessee)
72t	O.J. McDuffie (12/13/93 vs. Pittsburgh)
72t	Marcus Thigpen (9/9/12 at Houston)
71t	James Pruitt (9/14/86 vs. Indianapolis)
71t	O.J. McDuffie (10/24/93 vs. Indianapolis)
71t	Wes Welker (12/20/04 vs. New England)
71t	Jakeem Grant Sr. (10/7/18 at Cincinnati)
70t	Scott Schwedes (12/17/89 at Indianapolis)

HIGHEST PUNT RETURN AVERAGE

CAREER (min: 50 returns)

13.7	Jeff Ogden (2000-01), 51 returns
11.4	Freddie Solomon (1975-77), 71 returns
10.51	Tom Vigorito (1981-85), 79 returns
10.47	Jake Scott (1970-75), 127 returns
10.4	Davone Bess (2008-12), 115 returns

SEASON (min: 15 returns)

17.0	Jeff Ogden (2000), 19 returns
12.5	Nate Jacquet (1999), 28 returns
12.3	Freddie Solomon (1975), 26 returns
12.21	Terrell Buckley (1998), 29 returns
12.15	Marcus Thigpen (2012), 26 returns

GAME (min: 3 returns)

33.0	Ted Ginn Jr. (11/18/07 at Philadelphia), 3-99 yards
85	Jakeem Grant Sr. (10/7/18 at Cincinnati), 3-85 yards
26.3	Tom Vigorito (9/12/82 at N.Y. Jets), 3-79 yards
26.3	Wes Welker (9/7/06 at Pittsburgh), 3-79 yards
22.8	O.J. McDuffie (12/13/93 vs. Pittsburgh), 5-114 yards

MOST FAIR CATCHES

CAREER

91	O.J. McDuffie (1993-01)
85	Davone Bess (2008-12)
64	Wes Welker (2004-06)
55	Jake Scott (1970-75)
53	Jarvis Landry (2014-17)

SEASON

29	Wes Welker (2006)
24	O.J. McDuffie (1996)
24	Davone Bess (2011)
23	Wes Welker (2005)
22	O.J. McDuffie (1993)

GAME

6	Jake Scott (12/20/70 vs. Buffalo)
---	-----------------------------------

KICKOFF RETURNS

MOST KICKOFF RETURNS

CAREER

166	Wes Welker (2004-06)
147	Ted Ginn, Jr. (2007-09)
123	Fulton Walker (1981-85)
111	Mercury Morris (1969-75)
107	Brock Marion (1998-03)

SEASON

63	Ted Ginn, Jr. (2007), 22.7 average
62	Brock Marion (1999), 24.6 average
61	Wes Welker (2005), 22.6 average
57	Wes Welker (2004), 23.0 average
52	Ted Ginn, Jr. (2009), 24.9 average

GAME

8	Joe Cribbs (12/18/88 at Pittsburgh), 21.1 average
*8	Marc Logan (1/12/91 at Buffalo), 17.3 average
8	Ted Ginn, Jr. (12/2/07 vs. N.Y. Jets), 24.8 average
8	Ted Ginn, Jr. (11/23/08 vs. New England), 19.3 average



INDIVIDUAL RECORDS

MOST KICKOFF RETURN YARDS

CAREER

3,756	Wes Welker (2004-06)
3,386	Ted Ginn, Jr. (2007-09)
2,947	Mercury Morris (1969-75)
2,944	Fulton Walker (1981-85)
2,517	Brock Marion (1998-03)

SEASON

1,524	Brock Marion (1999), 24.6 average
1,433	Ted Ginn, Jr. (2007), 22.7 average
1,379	Wes Welker (2005), 22.6 average
1,313	Wes Welker (2004), 23.0 average
1,296	Ted Ginn, Jr. (2009), 24.9 average

GAME

299	Ted Ginn, Jr. (11/1/09 at N.Y. Jets), long 101t
215	Travis Minor (10/13/02 at Denver), long 66
210	Wes Welker (1/2/05 at Baltimore), long 95t
205	Albert Johnson (9/29/02 at Kansas City), long 49
204	Gene Milton (9/21/68 vs. Oakland), long 73

MOST KICKOFF RETURN TOUCHDOWNS

CAREER

3	Mercury Morris (1969-75)
2	Ted Ginn, Jr. (2007-09)
2	Jakeem Grant Sr. (2016-21)

SEASON

2	Ted Ginn, Jr. (2009)
---	----------------------

GAME

2	Ted Ginn, Jr. (11/1/09 at N.Y. Jets), 100, 101 yards
---	--

LONGEST KICKOFF RETURNS

105t	Mercury Morris (9/14/69 at Cincinnati)
102t	Jakeem Grant Sr. (9/9/18 vs. Tennessee)
101t	Ted Ginn, Jr. (11/1/09 at N.Y. Jets)
101t	Jakeem Grant Sr. (11/17/19 vs. Buffalo)
100t	Ted Ginn, Jr. (11/1/09 at N.Y. Jets)
**98t	Fulton Walker (1/30/83 vs. Washington)
97t	Marc Logan (10/1/89 at Houston)
96t	Mercury Morris (12/6/70 vs. Boston)
96t	Marcus Thigpen (11/15/12 at Buffalo)
96t	Kenyan Drake (11/6/16 vs. N.Y. Jets)
95t	Joe Auer (9/2/66 vs. Oakland)
95t	Bobby Neff (9/14/68 vs. Houston)
95t	Wes Welker (1/2/05 at Baltimore)

HIGHEST KICKOFF RETURN AVERAGE

CAREER (min: 50 returns)

26.5	Mercury Morris (1969-75), 111 returns
25.3	Duriel Harris (1976-83, 1985), 56 returns
24.81	Marcus Thigpen (2012-13), 77 returns
24.79	Jakeem Grant Sr. (2016-21), 89 returns
23.9	Fulton Walker (1981-85), 123 returns

SEASON (min: 14 returns)

32.9	Duriel Harris (1976), 17 returns, 559 yards
29.7	Jakeem Grant Sr. (2018), 18 returns, 535 yards
29.6	Gary Davis (1977), 14 returns, 414 yards
29.0	Mercury Morris (1970), 28 returns, 812 yards
28.2	Mercury Morris (1971), 15 returns, 423 yards

GAME (min: 3 returns)

49.8	Ted Ginn, Jr. (11/1/09 at N.Y. Jets), 6-299
47.7	Fulton Walker (10/16/83 at N.Y. Jets), 3-143
**47.5	Fulton Walker (1/30/83 vs. Washington), 4-190
46.7	Joe Auer (9/2/66 vs. Oakland), 3-140
46.0	Marc Logan (10/1/89 at Houston), 3-138

INTERCEPTIONS

MOST INTERCEPTIONS

CAREER

35	Jake Scott (1970-75)
34	Dick Anderson (1968-77)
31	Sam Madison (1997-05)
29	Glenn Blackwood (1979-87)
29	Patrick Surtain (1998-04)

SEASON

10	Dick Westmoreland (1967), 127 yards
10	Xavien Howard (2020), 71 yards
8	Willie West (1966), 62 yards
8	Dick Anderson (1968), 230 yards
8	Dick Anderson (1970), 191 yards
8	Dick Anderson (1973), 163 yards
8	Jake Scott (1974), 75 yards
8	Terrell Buckley (1998), 157 yards
8	Sam Madison (1998), 114 yards

GAME

4	Dick Anderson (12/3/73 vs. Pittsburgh), 121 yards
3	Willie West (10/23/66 at Houston), 49 yards
3	Dick Westmoreland (11/26/67 vs. Buffalo), 43 yards
3	Charlie Babb (9/22/75 vs. Oakland), 18 yards
3	Curtis Johnson (10/19/75 vs. N.Y. Jets), 25 yards
3	Larry Gordon (12/10/78 vs. Oakland), 35 yards
*3	A.J. Duhe (1/23/83 vs. N.Y. Jets), 36 yards
3	William Judson (10/16/83 at N.Y. Jets), 23 yards
3	Louis Oliver (10/4/92 at Buffalo), 170 yards
3	Sam Madison (11/7/99 vs. Tennessee), 101 yards

MOST INTERCEPTIONS BY A ROOKIE

SEASON

8	Dick Anderson (1968), 230 yards
5	Lloyd Mumphord (1969), 102 yards
5	Jake Scott (1970), 112 yards
5	Don McNeal (1980), 17 yards

GAME

2	Dick Anderson (11/24/68 at Boston), 109 yards
2	Lloyd Mumphord (12/7/69 vs. Denver), 0 yards
2	Curtis Johnson (10/3/70 vs. Oakland), 26 yards
2	Gerald Small (12/10/78 vs. Oakland), 85 yards
2	Don McNeal (10/12/80 at New England), 2 yards
2	Jarvis Williams (10/9/88 at L.A. Raiders), 23 yards

MOST CONSECUTIVE GAMES WITH AN INTERCEPTION

5	Dick Westmoreland (9th through 13th in 1967)
5	Xavien Howard (9th through 13th in 2020)



INDIVIDUAL RECORDS

MOST INTERCEPTION RETURN YARDS

CAREER

792	Dick Anderson (1968-77), 23.3 average
569	Louis Oliver (1989-93, 1995-96), 23.7 average
487	Sam Madison (1997-05), 15.7 average
431	Brock Marion (1998-03), 21.6 average
425	Jake Scott (1970-75), 12.1 average
425	Terrell Buckley (1995-99, 2003), 17.7 average

SEASON

230	Dick Anderson (1968), 8 for 28.8 average
227	Brock Marion (2001), 5 for 45.4 average
200	Louis Oliver (1992), 5 for 40.0 average
198	Jimmy Warren (1966), 5 for 39.6 average
191	Dick Anderson (1970), 8 for 23.9 average

GAME

170	Louis Oliver (10/4/92 at Buffalo), 3 interceptions
121	Dick Anderson (12/3/73 vs. Pittsburgh), 4 interceptions
107	Dick Anderson (11/24/68 at Boston), 2 interceptions
101	Sam Madison (11/7/99 vs. Tennessee), 3 interceptions
100	Brock Marion (1/6/02 vs. Buffalo), 1 interception

LONGEST INTERCEPTION RETURNS

103t	Louis Oliver (10/4/92 at Buffalo), Jim Kelly
100t	Brock Marion (1/6/02 vs. Buffalo), Travis Brown
96t	Dick Anderson (11/24/68 at Boston), Tom Sherman
94t	Brent Grimes (10/31/13 vs. Cincinnati), Andy Dalton
91t	Terrell Buckley (10/13/96 at Buffalo), Jim Kelly
86t	Dick Anderson (12/20/70 vs. Buffalo), Dennis Shaw
86t	William Judson (60t), Mike Kozlowski (26, lateral), (9/9/84 vs. New England), Steve Grogan
85t	Elandon Roberts (9/26/21 at Las Vegas, Derek Carr)
81t	Louis Delmas (10/26/14 at Jacksonville), Blake Bortles
76t	Troy Vincent (58t), Gene Atkins (18, lateral), (12/12/94 vs. Kansas City), Steve Bono
74t	Terrell Buckley (12/21/03 at Buffalo), Drew Bledsoe
70t	Jimmy Warren (11/13/66 at Kansas City), Len Dawson
70	Sammy Knight (11/27/03 at Dallas), Quincy Carter

INTERCEPTIONS RETURNED FOR TOUCHDOWNS

CAREER

4	Reshad Jones (2010-19)
4	Zach Thomas (1996-2007)
3	Dick Anderson (1968-77)
3	Terrell Buckley (1995-99, 2003)
3	Jason Taylor (1997-2007, 2009, 2011)

SEASON

2	Bill Stanfill (1969), 15, 17 yards
2	Dick Anderson (1973), 27, 38 yards
2	Mike Kozlowski (1983), 35, 38 yards
2	Zach Thomas (1998), 17, 1 yards
2	Brock Marion (2001), 26, 100 yards
2	Jason Taylor (2006), 20, 51 yards
2	Reshad Jones (2015), 30, 23 yards

GAME

2	Dick Anderson (12/3/73 vs. Pittsburgh)
2	Mike Kozlowski (12/16/83 vs. N.Y. Jets)

SACKS

MOST SACKS

CAREER

131.0	Jason Taylor (1997-2007, 2009, 2011)
98.0	Cameron Wake (2009-18)
69.5	Bill Stanfill (1969-76)
65.5	Doug Betters (1978-87)
65.0	Vern Den Herder (1971-82)

SEASON

18.5	Bill Stanfill (1973)
18.5	Jason Taylor (2002)
17.5	Joey Porter (2008)
16.5	Trace Armstrong (2000)
16.0	Doug Betters (1983)

GAME

5.0	Bill Stanfill (10/7/73 vs. N.Y. Jets)
5.0	Vern Den Herder (10/21/73 vs. Buffalo)
5.0	Bill Stanfill (11/17/74 vs. Buffalo)
4.5	Cameron Wake (9/30/12 at Arizona)
4.0	Vern Den Herder (9/22/74 at Buffalo)
4.0	Vern Den Herder (11/11/79 vs. Baltimore)
4.0	Doug Betters (9/4/83 at Buffalo)
4.0	E.J. Junior (10/6/91 at New England)
4.0	Joey Porter (9/21/08 at New England)
4.0	Cameron Wake (10/18/15 at Tennessee)

MOST SACKS BY A ROOKIE

SEASON

8.0	Bill Stanfill (1969)
8.0	Lorenzo Bromell (1998)
7.0	A.J. Duhe (1977)
6.5	Jaelan Phillips (2021)
6.0	Marco Coleman (1992)

GAME

3.0	A.J. Duhe (11/6/77 at N.Y. Jets)
3.0	Marco Coleman (10/25/92 vs. Indianapolis)
3.0	Jaelan Phillips (11/29/21 vs. Carolina)
2.0	Bill Stanfill (10/26/69 vs. Buffalo)
2.0	Bob Baumhower (11/20/77 at Cincinnati)
2.0	A.J. Duhe (12/11/77 at New England)
2.0	Doug Betters (10/29/78 vs. Baltimore)
2.0	Charles Bowser (1/2/83 at Baltimore)
2.0	John Bosa (12/17/87 vs. N.Y. Jets)
2.0	Marco Coleman (11/1/92 at N.Y. Jets)
2.0	Shane Burton (12/1/96 at Oakland)
2.0	Derrick Rodgers (10/12/97 at N.Y. Jets)
2.0	Lorenzo Bromell (9/13/98 vs. Buffalo)
2.0	Lorenzo Bromell (11/29/98 vs. New Orleans)
2.0	Olivier Vernon (10/14/12 vs. St. Louis)
2.0	Jerome Baker (10/7/18 at Cincinnati)

FUMBLES

MOST FUMBLES

CAREER

110	Dan Marino (1983-99)
52	Bob Griese (1967-80)
51	Ryan Tannehill (2012-18)
34	Tony Nathan (1979-87)
31	Mercury Morris (1969-75)



INDIVIDUAL RECORDS

SEASON

14	Matt Moore (2011)
13	Gus Frerotte (2005)
10	Dan Marino (1988)
10	A.J. Feeley (2004)
10	Ryan Tannehill (2015)

GAME

4	Craig Erickson (10/6/96 vs. Seattle)
4	Cleo Lemon (12/9/07 at Buffalo)
4	Jay Cutler (12/17/17 at Buffalo)
3	11 times (last: Ryan Tannehill, 12/11/16 vs. Arizona)

MOST FUMBLES BY A ROOKIE

SEASON

9	Ryan Tannehill (2012)
8	Tony Nathan (1979)
7	Scott Schwedes (1987)
7	John Beck (2007)
7	Jarvis Landry (2014)

GAME

3	Rick Norton (9/9/66 vs. N.Y. Jets)
3	Scott Schwedes (12/13/87 at Philadelphia)
3	John Beck (12/2/07 vs. N.Y. Jets)
3	Jamil Douglas (11/29/15 at N.Y. Jets)

MOST OWN FUMBLE RECOVERIES

CAREER

42	Dan Marino (1983-99)
23	Bob Griese (1967-80)
16	Ryan Tannehill (2012-18)

SEASON

7	Dan Marino (1988)
6	Bob Griese (1971)
6	Jay Cutler (2017)

GAME

4	Jay Cutler (12/17/17 at Buffalo)
3	Rick Norton (11/9/69 at Boston)
3	Craig Erickson (10/6/96 vs. Seattle)
3	Lamont Brightful (9/19/04 at Cincinnati)
3	Cleo Lemon (12/9/07 at Buffalo)
3	Ryan Tannehill (11/29/15 at N.Y. Jets)

MOST OPPONENT FUMBLE RECOVERIES

CAREER

27	Jason Taylor (1997-2007, 2009, 2011)
16	Bob Baumhower (1977-86)
15	Dick Anderson (1968-77)
14	Vern Den Herder (1971-82)
13	Glenn Blackwood (1979-87)

SEASON

5	Dick Anderson (1972)
5	Bud Brown (1985)
4	12 times (last – Kiko Alonso, 2016)

GAME

2	Tom Nomina (11/13/66 at Kansas City), 0 yards
2	Art Powell (10/18/70 at Buffalo), 0 yards
2	Jim Riley (11/7/76 vs. Buffalo), 0 yards
2	Jeris White (11/28/76 at Cleveland), 0 yards

2	Bob Baumhower (12/11/77 at New England), 0 yards
2	Tim Foley (11/29/79 vs. New England), 2 yards
2	Glenn Blackwood (10/19/80 vs. Buffalo), 0 yards
2	Doug Betters (11/6/83 at San Francisco), 0 yards
2	Bud Brown (9/8/85 vs Houston), 6 yards
2	Bryan Cox (10/31/93 vs. Kansas City), 1 yard
2	Jason Taylor (10/7/01 vs. New England), 1 yard, 1 TD
2	Reshad Jones (12/23/12 vs. Buffalo), 24 yards
2	Reshad Jones (10/8/17 vs. Tennessee), 38 yards

FUMBLE RETURNS FOR TOUCHDOWNS

85t	Jason Taylor (9/11/05 vs. Denver), Jake Plummer
78t	Andrew Van Ginkel (11/1/20 vs. L.A. Rams), Jared Goff
59t	Trell Hooper (10/11/87 vs. Kansas City), Robert Parker
55t	Liffort Hobley (10/11/87 vs. Kansas City), Chris Smith
50t	Cortland Finnegan (9/28/14 at Oakland in London), Matt McGloin
49t	Xavien Howard (11/11/21 vs. Baltimore), Sammy Watkins
48t	Renaldo Hill (11/19/06 vs. Minnesota), Chester Taylor
48t	Jason Taylor (11/1/09 at N.Y. Jets), Shonn Greene
44t	Don Bessillieu (10/19/80 vs. Buffalo), Joe Cribbs
43t	Michael Lehan (12/2/07 vs. N.Y. Jets), Kellen Clemens
38t	Reshad Jones (10/8/17 vs. Tennessee), Matt Cassel
37t	Pat Johnson (12/24/95 at St. Louis), Todd Kinchen
36t	Shaq Lawson (11/8/20 at Arizona), Kyle Murray
35t	Dick Anderson (10/15/72 vs. San Diego), Mke Garrett
34t	Jason Taylor (11/27/03 at Dallas), Quincy Carter
29t	Jason Taylor (10/1/00 at Cincinnati), Akili Smith
25t	Mike Kozlowski (12/6/81 vs. New England), Sam Cunningham
22t	Terrell Buckley (10/27/97 vs. Chicago), Ricky Proehl
21t	Bob Baumhower (10/7/84 at Pittsburgh), Mark Malone
20t	Sam Madison (10/8/00 vs. Buffalo), Sammy Morris
19t	Liffort Hobley (10/9/88 at L.A. Raiders), Vance Mueller
15t	Jimmy Warren off lateral from Bob Neff, (12/16/67 vs. Boston), Jim Nance
14t	Reshad Jones (11/26/17 at New England), Tom Brady
13t	Nick Buoniconti (9/30/73 vs. New England), John Tarver
13t	Bob Baumhower (10/9/78 vs. Cincinnati), Dave Turner
13t	Brian Sochia (12/30/90 vs. Indianapolis), Jeff George
10t	Willie West (10/6/68 at Houston), Bob Davis
10t	Sean Hill (9/1/96 vs. New England), Louis Oliver
7t	Bob Brudzinski (10/27/85 at Detroit), Eric Hipple
4t	O.J. McDuffie (10/12/97 at N.Y. Jets), Charles Jordan
4t	Jason Taylor (9/13/99 at Denver), Brian Griese
2t	Randy McMichael (10/12/03 at Jacksonville), Obafemi Ayanbadejo
1t	Cliff Odom (10/28/90 at Indianapolis), Jack Trudeau
1t	Jason Taylor (10/7/01 vs. New England), Tom Brady
1t	Derrick Pope (11/28/04 at San Francisco), Tim Rattay
0t	Chuck Klingbeil (9/22/91 vs. Green Bay), Don Majkowski
0t	Scott Miller (9/1/96 vs. New England), Stanley Pritchett
0t	Tim Bowens (11/30/97 at Oakland), Jeff George
0t	Travis Minor (10/28/01 at Seattle), Jeff Fiedler
0t	Trent Gamble (9/8/02 vs. Detroit), Chris Cash
0t	Koa Misi (9/19/10 at Minnesota), Brett Favre

FUMBLE RETURNS FOR TOUCHDOWNS

CAREER

6	Jason Taylor (1997-2007, 2009, 2011)
2	Bob Baumhower (1977-86)
2	Liffort Hobley (1987-93)
2	Reshad Jones (2010-19)



INDIVIDUAL RECORDS

TAKEAWAYS

(interceptions/fumble recoveries)

MOST TAKEAWAYS

CAREER

51	Dick Anderson (1968-77), 34 INTs, 17 FRs
42	Jake Scott (1970-75), 35 INTs, 7 FRs
41	Glenn Blackwood (1979-87), 29 INTs, 12 FRs
35	Sam Madison (1997-05), 31 INTs, 4 FRs
35	Jason Taylor (1997-2007, 2009, 2011), 8 INTs, 27 FRs

SEASON

11	Dick Anderson (1970), 8 INTs, 3 FRs
11	Jake Scott (1974), 8 INTs, 3 FRs
10	Dick Westmoreland (1967), 10 INTs
10	Xavien Howard (2020), 10 INTs
9	Dick Anderson (1968), 8 INTs, 1 FR
9	Dick Anderson (1972), 3 INTs, 6 FRs
9	Terrell Buckley (1998), 8 INTs, 1 FR

GAME

4	Dick Anderson (12/3/73 vs. Pittsburgh), 4 INTs
4	Jeris White (11/26/76 at Cleveland), 2 INTs, 2 FRs

MOST TAKEAWAYS BY A ROOKIE

SEASON

9	Dick Anderson (1968), 8 INTs, 1 FR
7	Lloyd Mumphord (1969), 5 INTs, 2 FRs
7	Curtis Johnson (1970), 3 INTs, 4 FRs
7	Jarvis Williams (1988), 4 INTs, 3 FRs

GAME

3	Lloyd Mumphord (12/7/69 vs. Denver), 2 INTs, 1 FR
---	---

BLOCKED KICKS

MOST BLOCKED KICKS

CAREER

9	Curtis Johnson (1970-78), 6 FGs, 2 Punts, 1 PAT
8	Lloyd Mumphord (1969-74), 7 FGs, 1 Punt
5	Vern Den Herder (1971-82), 4 FGs, 1 Punt
5	William Judson (1982-89), 3 FGs, 2 Punts
5	Jeff Cross (1988-95), 3 FGs, 1 Punt, 1 PAT

SEASON

4	Wahoo McDaniel (1966), 1 FG, 3 PATs
3	Frank Cornish (1970), 2 FGs, 1 PAT
3	Curtis Johnson (1972), 1 FG, 2 Punts
3	Shane Burton (1998), 3 FGs

MOST BLOCKED FIELD GOALS

CAREER

7	Lloyd Mumphord (1969-74)
6	Curtis Johnson (1970-78)
4	Vern Den Herder (1971-82)
4	Bob Baumhower (1977-86)

SEASON

3	Shane Burton (1998)
---	---------------------

BLOCKED FIELD GOAL RETURNS FOR TOUCHDOWNS

51t	Lloyd Mumphord (12/6/70 vs. Boston), Gino Capelletti
47t	Curtis Johnson (12/19/71 vs. Green Bay), Tim Webster

LONGEST SHORT FIELD GOAL RETURNS

50	Jake Scott (12/6/70 vs. Boston), Gino Capelletti
----	--

MOST BLOCKED PUNTS

CAREER

3	Tim Foley (1970-80)
3	Jimmy Wilson (2011-14)
2	Curtis Johnson (1970-78)
2	William Judson (1982-89)
2	Marc Logan (1989-91)
2	Terrence Fede (2014-17)

SEASON

2	Curtis Johnson (1972)
2	Tim Foley (1973)
2	Marc Logan (1991)

BLOCKED PUNT RETURNS FOR TOUCHDOWNS

19t	Mark Higgs (10/18/90 vs. New England), Brian Hansen
11t	Walt Aikens (12/17/16 at N.Y. Jets), Lachlan Edwards
8t	Tim Foley (11/11/73 vs. Baltimore), David Lee
*5t	Charlie Babb (12/24/72 vs. Cleveland), Don Cockroft
5t	Tim Foley (11/11/73 vs. Baltimore), David Lee
2t	Justin Coleman (11/28/21 vs. Carolina), Lachlan Edwards
0t	Lex Hilliard (11/20/11 vs. Buffalo), Brian Moorman
0t	Olivier Vernon (10/28/12 at N.Y. Jets), Robert Malone

MOST BLOCKED POINTS AFTER TOUCHDOWNS

CAREER

3	Wahoo McDaniel (1966-68)
3	Doug Betters (1978-87)

DEFENSIVE 2-POINT CONVERSIONS

1	Walt Aikens (12/11/16 vs. Arizona), returned blocked PAT (Jordan Phillips)
---	--



TEAM RECORDS

* - Playoff Game

** - Super Bowl

1966-77: 14 games 1983-86: 16 games 1978-81: 16 games 1987: 15 games 1982: 9 games 1988-2020: 16 games 2021-Present: 17 games

Records listed do not include 1982 regular season, which consisted of 9 games due to a players' strike.

- Record includes game on 11/30/69 played at Tampa's Tampa Stadium and games on 10/28/07, 10/4/15 and 10/1/17 played at London's Wembley Stadium that were designated as home games.

^ - Record includes games on 9/28/14 played at London's Wembley Stadium and 10/17/21 played at London's Tottenham Hotspur Stadium that were designated as road games.

CHAMPIONSHIPS

SUPER BOWL

2 1972, 1973

AMERICAN FOOTBALL CONFERENCE

5 1971, 1972, 1973, 1982, 1984

AFC EASTERN DIVISION

13 1971, 1972, 1973, 1974, 1979, 1981, 1983, 1984, 1985, 1992, 1994, 2000, 2008

PLAYOFF BERTHS

23 1970, 1971, 1972, 1973, 1974, 1978, 1979, 1981, 1982, 1983, 1984, 1985, 1990, 1992, 1994, 1995, 1997, 1998, 1999, 2000, 2001, 2008, 2016

GAMES

REGULAR SEASON RECORD

472-384-4 (.551)

PLAYOFF RECORD

20-21 (.488)

OVERALL RECORD

492-405-4 (.548)

HOME REGULAR-SEASON RECORD

27-156-3 (.633)#

ORANGE BOWL REGULAR-SEASON RECORD:

110-38-3 (.738)

HARD ROCK STADIUM REGULAR-SEASON RECORD

160-114 (.584)

HOME PLAYOFF RECORD

15-7 (.682)

ORANGE BOWL PLAYOFF RECORD

10-4 (.714)

HARD ROCK STADIUM PLAYOFF RECORD

5-3 (.625)

HOME OVERALL RECORD

285-163-3 (.635)#

ORANGE BOWL OVERALL RECORD

120-42-3 (.736)

HARD ROCK STADIUM OVERALL RECORD

165-117 (.585)

ROAD REGULAR-SEASON RECORD

202-228-1 (.470)^

ROAD PLAYOFF RECORD

5-14 (.263)

ROAD OVERALL RECORD

207-242-1 (.461)^

MOST WINS IN A SEASON

17 1972 (14 regular season, 3 playoffs)
16 1984 (14 regular season, 2 playoffs)

BEST SEASON WINNING PERCENTAGE

1.000 in 1972 (14-0 regular season, 3-0 playoffs)

FEWEST WINS IN A SEASON

1 in 2007

LOWEST SEASON WINNING PERCENTAGE

.063 in 2007 (1-15)

CONSECUTIVES

MOST WINS

18 1st in 1972 through 1st in 1973

MOST REGULAR SEASON WINS

16 14th in 1971 through 1st in 1973
16 12th in 1983 through 11th in 1984

MOST HOME WINS

31 10/17/71 through 12/15/74

MOST REGULAR-SEASON HOME WINS

27 10/17/71 through 12/15/74

MOST ROAD WINS

9 9/17/72 through 1/14/73

MOST REGULAR-SEASON ROAD WINS

7 9/17/72 through 12/10/72
7 12/4/83 through 11/4/84



TEAM RECORDS

MOST WINS IN A SERIES

20 vs. Buffalo, 1970-79

MOST PRESEASON WINS

11 5th in 1975 through 3rd in 1977

MOST LOSSES

16 14th in 2006 through 13th in 2007

MOST REGULAR-SEASON LOSSES

16 14th in 2006 through 13th in 2007

MOST HOME LOSSES

7 12/25/06 through 12/2/07
7 11/18/10 through 10/23/11

MOST ROAD LOSSES

11 12/17/06 through 9/14/08

MOST LOSSES IN A SERIES

8 vs. N.Y. Jets, 1966-69
8 vs. N.Y. Jets, 1998-2001

MOST PRESEASON LOSSES

7 5th in 1988 through 2nd in 1990

SCORING

MOST POINTS SCORED

Season	513	1984
Game	55	11/24/77 at St. Louis

FEWEST POINTS SCORED

Season	213	1966
Game	0	24 times, last 9/19/21 vs. Buffalo

MOST POINTS ALLOWED

Season	494	2019
Game	*62	1/15/00 at Jacksonville
	59	9/8/19 vs. Baltimore

FEWEST POINTS ALLOWED

Season	150	1973
Game	0	27 times, last 10/18/20 vs. N.Y. Jets

MOST POINTS, BOTH TEAMS

Game	96	at N.Y. Jets 51, Miami 45, ot (9/21/86)
	82	at Buffalo 56, Miami 26 (1/3/21)
	81	Buffalo 47, at Miami 34 (12/19/93)

FEWEST POINTS, BOTH TEAMS

Game	3	at New England 3, Miami 0 (12/12/82)
	3	at Pittsburgh 3, Miami 0 (11/26/07)
	9	New England 6, at Miami 3 (11/20/88)

MOST DECISIVE WIN

Game	52	52-0 vs. New England (11/12/72)
	44	44-0 vs. Baltimore (11/11/73)
	43	43-0 at N.Y. Jets (10/19/75)
	42	42-0 at Baltimore (9/10/78)
	42	45-3 vs. N.Y. Jets (11/24/86)
	42	42-0 vs. Kansas City (10/11/87)

MOST DECISIVE LOSS

Game	*55	62-7 at Jacksonville (1/15/00)
	49	59-10 vs. Baltimore (9/8/19)
	45	48-3 vs. Kansas City (9/28/68)
	43	43-0 vs. New England (9/15/19)
	41	41-0 at Kansas City (10/8/67)
	41	41-0 at Indianapolis (12/14/97)

MOST TOUCHDOWNS SCORED

Season	70	1984
Game	8	11/24/77 at St. Louis

FEWEST TOUCHDOWNS SCORED

Season	26	1966, 2006, 2010
--------	----	------------------

MOST TOUCHDOWNS ALLOWED

Season	57	2019
Game	8	9/18/66 at Buffalo
	*8	1/15/00 at Jacksonville
	8	9/8/19 vs. Baltimore
	8	1/3/21 at Buffalo

FEWEST TOUCHDOWNS ALLOWED

Season	14	1973
--------	----	------

MOST TOUCHDOWNS SCORED BY

RUSHING

Season	26	1972, 1975
Game	4	11 times, last 9/16/13 vs. Oakland

PASSING

Season	49	1984
Game	6	11/24/77 at St. Louis
	6	9/21/86 at N.Y. Jets

INTERCEPTION

Season	5	2001
Game	2	12/3/73 vs. Pittsburgh
	2	9/12/82 at N.Y. Jets
	2	12/16/83 vs. N.Y. Jets
	2	12/6/98 at Oakland
	2	10/26/14 at Jacksonville

KICKOFF RETURN

Season	2	2009
Game	2	11/1/09 at N.Y. Jets

PUNT RETURN

Season	2	1993
--------	---	------

FUMBLE RETURN

Season	3	1997
Game	2	10/11/87 vs. Kansas City
	2	9/1/96 vs. New England



TEAM RECORDS

BLOCKED PUNT RETURN

Season	2	1973
Game	2	11/11/73 vs. Baltimore

FEWEST TOUCHDOWNS SCORED BY RUSHING

Season	4	2017
--------	---	------

PASSING

Season	12	2007, 1969
--------	----	------------

MOST TOUCHDOWNS ALLOWED BY RUSHING

Season	23	1986
Game	5	9/4/88 at Chicago
	5	9/8/19 vs. Baltimore

PASSING

Season	39	2019
Game	6	10/21/07 vs. New England
	6	9/8/19 vs. Baltimore

INTERCEPTION

Season	8	2004
Game	2	12/18/88 at Pittsburgh
	2	11/23/97 at New England
	2	10/17/99 at New England
	2	11/18/01 vs. N.Y. Jets
	2	10/25/09 vs. New Orleans
	2	10/26/17 at Baltimore
	2	9/15/19 vs. New England

KICKOFF RETURN

Season	2	1994, 2007, 2010
--------	---	------------------

PUNT RETURN

Season	2	2008, 2020
--------	---	------------

FUMBLE RETURN

Season	3	1974
--------	---	------

BLOCKED FIELD GOAL RETURN

Season	1	1979, 1989, 2010, 2014
--------	---	------------------------

FEWEST TOUCHDOWNS ALLOWED BY RUSHING

Season	6	1998, 1999
--------	---	------------

PASSING

Season	5	1973
--------	---	------

MOST POINTS AFTER TOUCHDOWN SCORED

Season	66	1984
Game	7	11/12/72 vs. New England
	7	11/24/77 at St. Louis
	7	9/3/95 vs. N.Y. Jets
	7	9/8/02 vs. Detroit

MOST POINTS AFTER TOUCHDOWN SCORED, OPPONENT

Season	49	2007
Game	*8	1/15/00 at Jacksonville
	8	9/8/19 vs. Baltimore
	8	1/3/21 at Buffalo

MOST FIELD GOALS SCORED

Season	39	1999
Game	7	12/8/19 at N.Y. Jets

MOST FIELD GOALS SCORED, OPPONENT

Season	34	2013
Game	5	9/28/69 at Houston
	5	9/25/88 at Indianapolis
	*5	1/17/93 vs. Buffalo
	5	10/13/02 at Denver
	5	9/7/03 vs. Houston
	5	10/7/07 at Houston
	5	9/14/14 at Buffalo
	5	9/29/16 at Cincinnati
	5	12/24/17 at Kansas City

MOST SAFETIES SCORED

Season	3	2005, 2014
Game	2	12/3/17 vs. Denver

MOST SAFETIES SCORED, OPPONENT

Season	4	2015
Game	1	32 times, last 11/3/19 vs. N.Y. Jets

MOST 2-POINT CONVERSION ATTEMPTS

Season	10	1994
Game	4	at Indianapolis, 11/26/95

MOST 2-POINT CONVERSION ATTEMPTS, OPPONENT

Season	5	1995, 2009, 2016, 2019
Game	2	Six times, last 12/22/19 vs. Cincinnati

MOST 2-POINT CONVERSIONS

Season	6	1994
Game	2	at Indianapolis, 11/26/95

MOST 2-POINT CONVERSIONS, OPPONENT

Season	5	2016
Game	2	12/22/19 vs. Cincinnati

SCORE BY QUARTERS, DOLPHINS

1st –	21	12/20/70 vs. Buffalo
	21	10/2/77 vs. Houston
	21	12/5/04 vs. Buffalo
	21	10/25/15 vs. Houston
2nd –	28	12/17/67 vs. Boston
	24	10/23/77 vs. Seattle
	24	10/29/78 vs. Baltimore
	24	11/20/83 vs. Baltimore
	24	10/9/88 at L.A. Raiders
	24	12/1/91 vs. Tampa Bay



TEAM RECORDS

3rd –	21	11/3/74 vs. Atlanta
	21	9/12/82 at N.Y. Jets
	21	9/2/84 at Washington
	21	10/11/87 vs. Kansas City
	21	11/12/89 at N.Y. Jets
	21	10/18/92 vs. New England
	21	12/12/94 vs. Kansas City
	21	9/3/95 vs. N.Y. Jets
	21	10/29/00 vs. Green Bay
	21	11/1/09 at N.Y. Jets
	21	12/4/11 vs. Oakland

4th –	25	10/10/99 at Indianapolis
	24	11/25/01 at Buffalo
	23	12/21/14 vs. Minnesota

SCORE BY QUARTERS, OPPONENT

1st –	24	9/28/68 vs. Kansas City
	*24	1/2/82 vs. San Diego
	*24	1/15/00 at Jacksonville
	24	12/9/07 at Buffalo

2nd –	31	12/14/97 at Indianapolis
	28	9/21/86 at N.Y. Jets
	28	10/21/07 vs. New England
	28	1/3/21 at Buffalo

3rd –	24	12/14/14 at New England
	21	12/19/93 vs. Buffalo
	21	12/4/94 vs. Buffalo
	21	10/5/10 vs. New England
	21	11/13/17 at Carolina
	21	10/14/18 vs. Chicago

4th –	30	10/23/00 at N.Y. Jets
	28	10/2/66 at San Diego
	28	12/15/91 at San Diego

SCORE BY QUARTERS, BOTH TEAMS

1st –	35	12/5/04 vs. Buffalo
		Miami 21, Buffalo 14
	27	9/28/68 vs. Kansas City
		Kansas City 24, Miami 3

2nd –	42	9/21/86 at N.Y. Jets
		N.Y. Jets 28, Miami 14
	35	9/3/95 vs. N.Y. Jets
		Miami 21, N.Y. Jets 14
	35	10/21/07 vs. New England
		New England 28, Miami 7
	35	12/9/18 vs. New England
		New England 21, Miami 14

3rd –	37	11/1/09 at N.Y. Jets
		Miami 21, N.Y. Jets 16
	29	9/4/94 vs. New England
		Miami 15, New England 14
	28	12/10/67 vs. San Diego
		Miami 14, San Diego 14
	28	12/19/93 vs. Buffalo
		Buffalo 21, Miami 7
	28	11/27/94 at N.Y. Jets
		Miami 14, N.Y. Jets 14
	28	12/18/13 at Pittsburgh
		Miami 14, Pittsburgh 14
	28	12/24/16 at Buffalo
		Miami 14, Buffalo 14
	28	11/13/17 at Carolina
		Miami 7, Carolina 21

4th –	41	12/21/14 vs. Minnesota
		Miami 23, Minnesota 18
	39	10/10/99 at Indianapolis
		Miami 25, Indianapolis 14
	37	10/23/00 at N.Y. Jets
		N.Y. Jets 30, Miami 7

MOST CONSECUTIVE QUARTERS HELD SCORELESS BY DOLPHINS

13 1973, 3rd Q in 8th through 3rd Q in 11th

MOST CONSECUTIVE QUARTERS HELD SCORELESS BY OPPONENT

11 1970, 1st Q in 6th through 3rd Q in 8th

SCORE BY HALVES, DOLPHINS

1st –	41	10/25/15 vs. Houston
	35	12/17/67 vs. Boston
	31	12/20/70 vs. Buffalo
	31	12/2/85 vs. Chicago
	31	12/7/86 at New Orleans
	31	9/22/85 vs. Kansas City

2nd –	31	12/12/94 vs. Kansas City
	31	9/3/95 vs. N.Y. Jets
	31	

SCORE BY HALVES, OPPONENT

1st –	48	9/18/66 at Buffalo
2nd –	38	10/2/66 at San Diego
	36	10/25/09 vs. New Orleans

SCORE BY HALVES, BOTH TEAMS

1st –	58	9/18/66 at Buffalo
		Buffalo 48, Miami 10
	52	9/21/86 at N.Y. Jets
		N.Y. Jets 31, Miami 21
	52	12/21/08 at Kansas City
		Kansas City 28, Miami 24
	52	9/8/19 vs. Baltimore
		Baltimore 42, Miami 10
	52	10/9/83 vs. Buffalo
2nd –		Miami 28, Buffalo 24

TIME OF POSSESSION (SINCE 1977)

HIGHEST TIME OF POSSESSION

Season	32:38	1979
Game	45:07	9/21/09 vs. Indianapolis
	43:39	12/7/87 vs. N.Y. Jets
	41:55	12/16/96 vs. Buffalo

LOWEST TIME OF POSSESSION

Season	27:02	1988
Game	14:28	9/4/88 at Chicago
	16:32	10/1/89 at Houston
	18:02	10/27/96 vs. Dallas

HIGHEST TIME OF POSSESSION ALLOWED

Season	32:58	1988
Game	46:29	10/4/81 vs. N.Y. Jets (OT)
	45:32	9/4/88 at Chicago
	44:53	10/27/97 vs. Chicago (OT)



TEAM RECORDS

LOWEST TIME OF POSSESSION ALLOWED

Season	27:22	1979
Game	14:53	9/21/09 vs. Indianapolis
	16:21	12/7/87 vs. N.Y. Jets
	18:05	12/16/96 vs. Buffalo

SCORING DRIVES

LONGEST SCORING DRIVES

BY PLAYS

21	1/1/12 vs. N.Y. Jets (TD, 94 yards, 12:29)
18	11/11/07 vs. Buffalo (TD, 80 yards, 9:45)
18	9/14/08 at Arizona (TD, 89 yards, 7:04)
18	12/27/09 vs. Houston (FG, 61 yards, 4:18)
17	seven times (last: 10/4/20 vs. Seattle [FG, 73 yards, 7:59])

BY YARDS

99	9/10/78 at Baltimore (TD, 7 plays, 3:53)
99	9/24/89 vs. N.Y. Jets (TD, 7 plays, 1:27)
98	9/9/18 vs. Tennessee (TD, 12 plays, 5:21)
97	12/15/02 vs. Oakland (TD, 13 plays, 7:53)
97	12/28/14 vs. N.Y. Jets (TD, 1 play, 0:14)
97	10/18/15 at Tennessee (TD, 9 plays, 5:30)

BY TIME OF POSSESSION

12:29	1/1/12 vs. N.Y. Jets (TD, 21 plays, 94)
10:30	10/16/94 vs. L.A. Raiders (FG, 10 plays, 65 yards)
10:16	12/10/01 vs. Indianapolis (TD, 15 plays, 78 yards)
10:09	11/9/09 at New England (TD, 16 plays, 66 yards)
10:01	10/27/74 vs. Baltimore (FG, 16 plays, 73 yards)

LONGEST SCORING DRIVES, OPPONENTS

BY PLAYS

20	11/24/97 at Chicago (FG, 77 yards, 11:07)
19	Seven times, last: 12/22/13 at Buffalo (FG, 92 yards, 9:16)

BY YARDS

99	12/11/76 vs. Minnesota (TD, 16 plays, 9:07)
99	10/27/80 at N.Y. Jets (TD, 17 plays, 9:22)
99	9/30/01 at St. Louis (TD, 11 plays, 5:36)
99	9/12/11 vs. New England (TD, 1 play, 0:13)
99	12/11/16 vs. Arizona (TD, 12 plays, 6:43)
99	11/11/21 vs. Baltimore (TD, 9 plays, 4:12)

BY TIME OF POSSESSION

12:45	12/14/75 at Baltimore (FG, 17 plays, 82 yards)
11:07	11/24/91 at Chicago (FG, 20 plays, 77 yards)
11:05	12/16/01 at San Francisco (TD, 17 plays, 98 yards)

FIRST DOWNS

MOST FIRST DOWNS

Season	387	1984
Game	36	12/21/14 vs. Minnesota
	34	11/24/77 at St. Louis
	34	12/12/88 vs. Cleveland

FEWEST FIRST DOWNS

Season	200	1966
Game	6	11/14/99 at Buffalo
	6	12/12/10 at N.Y. Jets
	6	12/22/13 at Buffalo

MOST FIRST DOWNS ALLOWED

Season	361	2019
Game	39	11/27/88 at N.Y. Jets
	*34	1/2/82 vs. San Diego
	34	11/18/84 at San Diego

FEWEST FIRST DOWNS ALLOWED

Season	186	1972
Game	4	11/11/73 vs. Baltimore
	5	9/2/79 at Buffalo
	7	9/24/72 vs. Houston
	7	10/28/90 at Indianapolis

MOST FIRST DOWNS, BOTH TEAMS

Season	701	1984
Game	*59	1/2/82 vs. San Diego
	59	10/9/83 vs. Buffalo
	59	11/27/88 at N.Y. Jets

FEWEST FIRST DOWNS, BOTH TEAMS

Season	410	1973
Game	15	11/9/69 at Boston
	20	12/12/10 at N.Y. Jets
	21	Three times, last 11/11/73 vs. Baltimore

MOST FIRST DOWNS

BY RUSHING

Season	170	1972
Game	19	10/29/72 at Baltimore
	19	11/24/77 at St. Louis

BY PASSING

Season	250	1986
Game	26	12/12/88 vs. Cleveland
	24	9/15/85 vs. Indianapolis
	24	9/21/86 at N.Y. Jets
	24	11/16/86 at Buffalo
	24	9/24/89 vs. N.Y. Jets

BY PENALTY

Season	41	2019
Game	7	11/8/15 at Buffalo
	6	12/4/66 at Denver
	6	11/26/67 vs. Buffalo
	6	9/8/96 at Arizona
	6	12/21/14 vs. Minnesota
	6	10/22/17 vs. N.Y. Jets

FEWEST FIRST DOWNS

BY RUSHING

Season	61	2013
Game	0	10/15/67 at Boston
	*0	1/15/00 at Jacksonville
	*0	1/6/01 at Oakland
	0	9/19/04 at Cincinnati
	0	10/6/13 vs. Baltimore
	0	9/20/15 at Jacksonville
	0	11/24/15 at N.Y. Jets
	0	9/24/17 at N.Y. Jets



TEAM RECORDS

BY PASSING

Season	91	1973
Game	1	9/4/83 at Buffalo

BY PENALTY

Season	12	2013
--------	----	------

MOST FIRST DOWNS ALLOWED

BY RUSHING

Season	155	1988
Game	**24	1/30/83 vs. Washington
	*18	12/30/95 at Buffalo
	18	9/13/20 at New England

BY PASSING

Season	215	2012
Game	26	10/11/21 at Tampa Bay
	23	11/27/88 at N.Y. Jets

BY PENALTY

Season	42	2005
Game	0	
	7	10/9/83 vs. Buffalo
	7	10/23/00 at N.Y. Jets (OT)
	7	11/13/16 at San Diego

FEWEST FIRST DOWNS ALLOWED

BY RUSHING

Season	66	1969
Game	0	12/20/70 vs. Buffalo
	0	10/13/74 at Washington
	*0	1/9/00 at Seattle
	0	9/14/03 at N.Y. Jets
	0	11/23/06 at Detroit
	0	11/2/08 at Denver
	0	10/4/09 vs. Buffalo
	0	9/30/12 at Arizona

BY PASSING

Season	78	1973
Game	0	12/8/68 vs. Boston
	1	11/5/79 vs. Houston
	1	12/12/82 at New England

BY PENALTY

Season	8	1973, 1974
--------	---	------------

TOTAL NET YARDS

MOST NET YARDS

Season	6,936	1984
Game	584	10/23/88 vs. N.Y. Jets
	*569	1/6/85 vs. Pittsburgh
	552	9/30/84 at St. Louis
	552	10/21/84 at New England

FEWEST NET YARDS

Season	3,458	1966
Game	88	10/12/80 at New England
	101	11/14/99 at Buffalo
	103	12/22/13 at Buffalo

MOST NET YARDS ALLOWED

Season	6,364	2019
--------	-------	------

Game	643	9/8/19 vs. Baltimore
	622	9/12/11 vs. New England
	597	11/27/88 at N.Y. Jets
	593	10/3/76 vs. Los Angeles

FEWEST NET YARDS ALLOWED

Season	3,281	1973
Game	76	10/21/73 vs. Buffalo
	117	10/17/71 vs. New England
	118	10/16/66 vs. Denver
	118	9/21/03 vs. Buffalo

MOST NET YARDS GAINED, BOTH TEAMS

Season	12,374	1986
Game	1,110	9/12/11 vs. New England
	1,066	9/21/86 at N.Y. Jets

FEWEST NET YARDS GAINED, BOTH TEAMS

Season	7,384	1973
Game	335	10/16/66 vs. Denver

RUSHING

MOST RUSHING YARDS

Season	2,960	1972
Game	315	11/11/73 vs. Baltimore
	304	12/3/72 at New England
	302	10/24/71 at N.Y. Jets
	302	11/7/71 vs. Buffalo
	301	9/30/73 vs. New England

FEWEST RUSHING YARDS

Season	1,156	2019
Game	2	11/11/13 at Tampa Bay
	7	11/19/06 vs. Minnesota
	12	11/29/15 at N.Y. Jets
	14	11/19/90 vs. L.A. Raiders
	*14	1/9/99 at Denver
	14	12/23/13 at Buffalo

MOST RUSHING YARDS ALLOWED

Season	2,506	1988
Game	*341	12/30/95 at Buffalo
	305	12/18/88 at Pittsburgh
	299	9/30/07 vs. Oakland

FEWEST RUSHING YARDS ALLOWED

Season	1,430	1994
Game	14	11/2/08 at Denver
	16	9/2/66 vs. Oakland
	16	11/28/10 at Oakland

MOST RUSHING YARDS, BOTH TEAMS

Season	4,627	1978
Game	533	12/24/16 at Buffalo
	508	11/7/71 vs. Buffalo
	487	12/5/76 vs. Buffalo

FEWEST RUSHING YARDS, BOTH TEAMS

Season	2,920	1966
Game	67	9/8/13 at Cleveland
	74	11/23/98 at New England
	79	12/19/99 vs. San Diego



TEAM RECORDS

MOST RUSHING ATTEMPTS

Season	613	1972
Game	58	10/5/75 at Green Bay
	56	9/12/82 at N.Y. Jets
	55	11/24/77 at St. Louis

FEWEST RUSHING ATTEMPTS

Season	326	1967
Game	*8	1/8/95 at San Diego
	**9	1/20/85 vs. San Francisco
	9	9/7/86 at San Diego
	9	11/29/15 at N.Y. Jets
	9	10/10/21 at Tampa Bay
	10	9/4/88 at Chicago
	10	12/2/90 at Washington

MOST RUSHING ATTEMPTS, OPPONENT

Season	557	1988
Game	*59	1/12/86 vs. New England
	54	9/4/88 at Chicago
	**52	1/30/83 vs. Washington
	*52	12/30/95 at Buffalo

FEWEST RUSHING ATTEMPTS, OPPONENT

Season	387	1970
Game	7	9/4/94 at Green Bay
	10	11/23/06 at Detroit
	10	12/11/17 vs. New England
	11	9/14/03 at N.Y. Jets
	11	9/21/09 vs. Indianapolis

HIGHEST RUSHING AVERAGE

Season	5.00	1971
---------------	------	------

LOWEST RUSHING AVERAGE

Season	3.12	1997
---------------	------	------

HIGHEST RUSHING AVERAGE, OPPONENT

Season	4.88	1968
---------------	------	------

LOWEST RUSHING AVERAGE, OPPONENT

Season	3.29	2003
---------------	------	------

PASSING

MOST NET YARDS PASSING

Season	5,018	1984
Game	521	10/23/88 vs. N.Y. Jets
	456	9/4/94 vs. New England
	446	9/24/89 vs. N.Y. Jets

FEWEST NET YARDS PASSING

Season	1,582	1973
Game	22	11/23/69 vs. Houston
	*26	12/30/73 vs. Oakland
	26	9/4/83 at Buffalo

MOST NET YARDS PASSING ALLOWED

Season	4,198	2019
Game	516	9/12/11 vs. New England
	449	9/21/86 at N.Y. Jets
	437	10/10/21 at Tampa Bay

FEWEST NET YARDS PASSING ALLOWED

Season	1,290	1973
Game	1	10/21/73 vs. Buffalo
	11	11/5/79 vs. Houston
	13	12/12/82 at New England

MOST NET YARDS PASSING, BOTH TEAMS

Season	8,336	1986
Game	884	9/21/86 at N.Y. Jets

FEWEST NET YARDS PASSING, BOTH TEAMS

Season	2,872	1973
Game	72	12/12/82 at New England

MOST GROSS YARDS PASSING

Season	5,146	1984
Game	521	10/23/88 vs. N.Y. Jets
	473	9/4/94 vs. New England
	470	12/2/84 vs. L.A. Raiders

FEWEST GROSS YARDS PASSING

Season	1,675	1973
Game	*34	12/30/73 vs. Oakland
	46	9/4/83 at Buffalo
	46	12/21/03 at Buffalo

MOST GROSS YARDS PASSING ALLOWED

Season	4,373	2020
Game	517	9/12/11 vs. New England
	479	9/21/86 at N.Y. Jets
	452	10/10/21 at Tampa Bay

FEWEST GROSS YARDS PASSING ALLOWED

Season	1,604	1973
Game	13	12/12/82 at New England
	25	11/5/79 vs. Houston
	35	12/9/73 at Baltimore

MOST PASS ATTEMPTS

Season	645	1986
Game	*66	12/30/95 at Buffalo
	65	12/4/05 vs. Buffalo
	62	10/22/06 vs. Green Bay

FEWEST PASS ATTEMPTS

Season	256	1973
Game	*6	12/30/73 vs. Oakland
	**7	1/13/74 vs. Minnesota
	*8	1/2/72 vs. Baltimore

MOST PASS ATTEMPTS, OPPONENT

Season	600	2012
Game	61	11/1/20 vs. L.A. Rams
	59	10/23/00 at N.Y. Jets (OT)
	58	10/4/92 at Buffalo
	56	11/18/84 at San Diego
	56	9/7/14 vs. New England
	56	12/22/19 vs. Cincinnati



TEAM RECORDS

FEWEST PASS ATTEMPTS, OPPONENT

Season	320	1973
Game	5	12/12/82 at New England
	8	11/14/76 at Pittsburgh
	8	12/9/73 at Baltimore

MOST PASS COMPLETIONS

Season	394	2014
Game	39	11/16/86 at Buffalo
	38	11/23/97 at New England
	36	1/3/21 at Buffalo

FEWEST PASS COMPLETIONS

Season	133	1973
Game	3	10/15/73 at Cleveland
	*3	12/30/73 vs. Oakland

MOST PASS COMPLETIONS, OPPONENT

Season	368	2016
Game	38	10/9/83 vs. Buffalo
	37	11/18/84 at San Diego
	37	12/4/16 at Baltimore

FEWEST PASS COMPLETIONS, OPPONENT

Season	151	1973
Game	2	11/9/69 at Boston
	2	12/12/82 at New England
	4	11/14/76 at Pittsburgh

INTERCEPTIONS

MOST INTERCEPTIONS

Season	32	1978, 458 yards
Game	6	12/3/73 vs. Pittsburgh
	6	10/19/75 at N.Y. Jets
	6	9/10/78 at Baltimore
	6	11/21/82 at Buffalo
	6	10/16/83 at N.Y. Jets
	6	12/6/98 at Oakland

FEWEST INTERCEPTIONS

Season	8	2006, 116 yards
--------	---	-----------------

MOST INTERCEPTIONS, OPPONENT

Season	32	1966, 370 yards
Game	6	11/13/66 at Kansas City

FEWEST INTERCEPTIONS, OPPONENT

Season	7	2008, 130 yards
--------	---	-----------------

MOST INTERCEPTION RETURN YARDS

Season	522	1966
Game	218	10/4/92 at Buffalo

FEWEST INTERCEPTION RETURN YARDS

Season	66	2010
--------	----	------

MOST INTERCEPTION RETURN YARDS, OPPONENT

Season	596	1969
Game	160	11/23/97 at New England
	151	12/2/84 vs. L.A. Raiders
	151	11/18/01 vs. N.Y. Jets

FEWEST INTERCEPTION RETURN YARDS, OPPONENT

Season	100	1985
--------	-----	------

PENALTIES

MOST PENALTIES

Season	137	2017, 1,154 yards
Game	18	10/9/05 at Buffalo
	17	11/19/17 vs. Tampa Bay

MOST YARDS PENALIZED

Season	1,154	2017, on 137
Game	149	10/12/03 at Jacksonville
	145	12/31/17 vs. Buffalo
	143	10/1/95 at Cincinnati

FEWEST PENALTIES

Season	48	1968, 485 yards
Game	0	12/23/67 vs. Houston
	0	12/8/68 vs. Boston
	0	9/29/91 at N.Y. Jets
	*0	1/10/93 vs. San Diego
	0	12/21/98 vs. Denver
	0	9/15/13 at Indianapolis

FEWEST YARDS PENALIZED

Season	416	1973, on 52
Game	0	12/23/67 vs. Houston
	0	12/8/68 vs. Boston
	0	9/29/91 at N.Y. Jets
	*0	1/10/93 vs. San Diego
	0	12/21/98 vs. Denver
	0	9/15/13 at Indianapolis

MOST PENALTIES, OPPONENT

Season	122	2017, 1,077 yards
Game	19	12/22/85 vs. Buffalo
	17	10/18/87 at N.Y. Jets
	15	10/9/83 vs. Buffalo

MOST YARDS PENALIZED, OPPONENT

Season	1,084	2019, on 111
Game	163	10/4/15 vs. N.Y. Jets (at London)
	156	9/20/69 at Oakland
	144	11/5/67 at Buffalo

FEWEST PENALTIES, OPPONENT

Season	59	1967, 691 yards
Game	0	10/4/20 vs. Seattle

FEWEST YARDS PENALIZED, OPPONENT

Season	525	1974, on 67
Game	0	10/4/20 vs. Seattle

MOST PENALTIES, BOTH TEAMS

Season	259	2017, 2,231 yards
Game	26	12/22/85 vs. Buffalo
	26	11/19/17 vs. Tampa Bay
	25	10/9/05 at Buffalo

MOST YARDS PENALIZED, BOTH TEAMS

Season	2,231	2017, on 259
Game	243	10/4/15 vs. N.Y. Jets (at London)
	230	10/3/70 vs. Oakland
	227	11/30/69 vs. Boston (at Tampa)



TEAM RECORDS

FEWEST PENALTIES, BOTH TEAMS

Season	112	1967, 1,181 yards
Game	2	12/23/67 vs. Houston
	2	11/11/73 vs. Baltimore
	2	12/12/82 at New England

FEWEST YARDS PENALIZED, BOTH TEAMS

Season	1,032	1973, on 113
Game	10	11/11/73 vs. Baltimore
	10	12/12/82 at New England
	13	9/15/13 at Indianapolis

PUNTING

MOST PUNTS

Season	99	2004
Game	11	12/7/03 at New England

MOST PUNT YARDS

Season	4,380	2015, 47.6 average
Game	564	12/12/10 at N.Y. Jets
	501	12/22/13 at Buffalo

FEWEST PUNTS

Season	44	1972
Game	0	9/23/79 vs. Chicago
	0	10/12/86 vs. Buffalo
	0	12/12/88 vs. Cleveland
	0	12/28/03 vs. N.Y. Jets

MOST PUNTS, OPPONENT

Season	102	2004
Game	11	11/11/73 vs. Baltimore
	11	12/7/03 at New England

MOST PUNT YARDS, OPPONENT

Season	4,313	2011, 45.4 average
Game	475	9/20/98 vs. Pittsburgh

FEWEST PUNTS, OPPONENT

Season	52	1967
Game	0	12/17/67 vs. Boston
	0	9/21/97 at Tampa Bay
	0	11/7/10 at Baltimore
	0	9/29/19 vs. L.A. Chargers
	1	22 times, last 10/10/21 at Tampa Bay

MOST PUNTS, BOTH TEAMS

Season	201	2004
Game	22	12/7/03 at New England

FEWEST PUNTS, BOTH TEAMS

Season	116	1995
Game	1	10/12/86 vs. Buffalo
	2	9/23/79 vs. Chicago
	2	12/12/88 vs. Cleveland

HIGHEST PUNTING AVERAGE

Season	49.7	2012, 76 punts
x-Game	58.8	9/23/12 vs. N.Y. Jets

HIGHEST PUNTING AVERAGE, OPPONENT

Season	46.7	2008, 61 punts
x-Game	56.7	11/24/13 vs. Carolina

x - minimum 4 punts

PUNT RETURNS

MOST PUNT RETURNS

Season	55	1983, 581 yards
Game	7	10/19/69 at Kansas City
	7	9/19/04 at Cincinnati
	7	11/24/13 vs. Carolina

MOST PUNT RETURN YARDS

Season	581	1983, 55 returns
Game	123	10/19/69 at Kansas City
	123	12/13/93 vs. Pittsburgh

MOST PUNT RETURNS, OPPONENT

Season	50	2015, 526 yards
Game	9	12/12/10 at N.Y. Jets
	8	9/9/66 vs. N.Y. Jets
	8	12/24/05 vs. Tennessee

MOST PUNT RETURN YARDS, OPPONENT

Season	526	2015, 50 returns
Game	116	12/16/18 at Minnesota
	115	10/12/80 at New England
	113	11/16/08 vs. Oakland

KICKOFF RETURNS

MOST KICKOFF RETURNS

Season	78	2007, 1,552 yards
Game	9	9/18/66 at Buffalo
	9	9/7/86 at San Diego
	*9	1/12/91 at Buffalo
	*9	1/15/00 at Jacksonville
	9	12/2/07 vs. N.Y. Jets

MOST KICKOFF RETURN YARDS

Season	1,739	2009, 75 returns
Game	299	11/1/09 at N.Y. Jets
	245	12/5/71 at New England

MOST KICKOFF RETURNS, OPPONENT

Season	85	1995, 1,782 yards
Game	9	11/24/77 at St. Louis
	9	9/3/95 vs. N.Y. Jets

MOST KICKOFF RETURN YARDS, OPPONENT

Season	1,782	1995, 85 returns
Game	251	12/12/94 vs. Kansas City
	248	9/21/08 at New England



TEAM RECORDS

SACKS

MOST SACKS

Season	49.0	1983, 363 yards
	49.0	2005, 375 yards
Game	9.0-59.0	10/21/73 vs. Buffalo
	8.0-61.0	9/20/81 at Houston
	8.0-57.0	9/13/98 vs. Buffalo
	8.0-47.0	12/6/98 at Oakland
	8.0-34.0	11/28/04 at San Francisco
	8.0-53.0	11/23/06 at Detroit
	8.0-55.0	9/30/12 at Arizona

FEWEST SACKS

Season	16.0	1966, 180 yards
--------	------	-----------------

MOST SACKS, OPPONENT

Season	58.0	2013, 399 yards and 2019, 313 yards
Game	9.0-53.0	10/17/99 at New England
	9.0-60.0	12/11/11 vs. Philadelphia
	9.0-71.0	12/16/18 at Minnesota

FEWEST SACKS, OPPONENT

Season	7.0	1988, 41 yards
--------	-----	----------------

MOST CONSECUTIVE GAMES WITH NO SACKS ALLOWED

19 5th through 16th in 1988 and 1st through 7th in 1989

MOST SACKS, BOTH TEAMS

Season	100.0	2013, 671 yards
--------	-------	-----------------

FEWEST SACKS, BOTH TEAMS

Season	31.0	1988, 208 yards
--------	------	-----------------

FUMBLES

MOST FUMBLES

Season	42	2004
Game	8	12/9/07 at Buffalo
	7	10/6/96 vs. Seattle

MOST FUMBLES LOST

Season	20	1985
Game	5-5	9/25/83 vs. Kansas City
	*6-5	1/15/00 at Jacksonville
	4-4	10/15/67 at Boston
	5-4	11/15/70 vs. New Orleans
	4-4	9/19/71 at Denver
	*5-4	1/12/86 vs. New England
	4-4	9/7/86 at San Diego
	5-4	10/18/90 vs. New England
	4-4	12/27/98 at Atlanta

FEWEST FUMBLES

Season	12	2000
--------	----	------

MOST FUMBLES, OPPONENT

Season	38	1971, 1983
Game	7	11/7/71 vs. Buffalo
	7	9/18/77 at Buffalo
	7	10/23/83 at Baltimore
	7	12/4/94 vs. Buffalo

MOST FUMBLES LOST, OPPONENT

Season	21	1971, 1978
--------	----	------------

TAKEAWAY/GIVEAWAY

BEST RATIO

Season	+23	1978, 53 TAs, 30 GAs
	+18	1972, 46 TAs, 28 GAs

WORST RATIO

Season	-18	1989, 23 TAs, 41 GAs
	-17	2004, 25 TAs, 42 GAs

MOST TAKEAWAYS

Season	53	1978, 21 FRs, 32 INTs
	46	1966, 15 FRs, 31 INTs
	46	1972, 20 FRs, 26 INTs

FEWEST TAKEAWAYS

Season	15	2017, 6 FRs, 9 INTs
--------	----	---------------------

MOST TAKEAWAYS, OPPONENT

Season	44	1967, 16 FRs, 28 INTs
--------	----	-----------------------

FEWEST TAKEAWAYS, OPPONENT

Season	13	2008, 6 FRs, 7 INTs
--------	----	---------------------

BLOCKED PUNTS

MOST BLOCKED PUNTS

Season	3	2014
--------	---	------



ALL-TIME LEADERS

(**boldface** indicates active player)

RUSHING						
	PLAYER	YEARS	NO.	YDS.	AVG.	LG TD
1.	Larry Csonka	1968-74, 1979	1,506	6,737	4.5	54t 53
2.	Ricky Williams	2002-03, 2005, 2007-10	1,509	6,436	4.3	68t 48
3.	Ronnie Brown	2005-10	1,128	4,815	4.3	65t 36
4.	Mercury Morris	1969-75	754	3,877	5.1	70t 29
5.	Jim Kiick	1968-74	997	3,644	3.7	56 28
6.	Tony Nathan	1979-87	732	3,543	4.8	46 16
7.	Karim Abdul-Jabbar	1996-99	888	3,063	3.4	45 33
8.	Lamar Miller	2012-15	638	2,930	4.6	97t 19
9.	Mark Higgs	1990-94	702	2,648	3.8	31 14
10.	Delvin Williams	1978-80	643	2,632	4.1	65 13
11.	Andra Franklin	1981-84	622	2,232	3.6	29 22
12.	Benny Malone	1974-78	503	2,129	4.2	66t 16
13.	Lamar Smith	2000-01	622	2,107	3.4	68t 20
14.	Reggie Bush	2011-12	443	2,072	4.7	76t 12
15.	Bernie Parmalee	1992-98	513	1,959	3.8	47t 15
16.	Lorenzo Hampton	1985-89	500	1,949	3.9	54t 22
17.	Jay Ajayi	2015-17	447	1,924	4.3	62t 9
18.	Sammie Smith	1989-91	509	1,787	3.5	33 15
19.	Woody Bennett	1980-88	419	1,744	4.2	25 9
20.	Kenyan Drake	2016-19	333	1,532	4.6	66t 9
21.	Don Nottingham	1973-77	365	1,524	4.2	56 25
22.	Norm Bulaich	1975-79	340	1,498	4.4	63 17
23.	Daniel Thomas	2011-14	409	1,480	3.6	55 10
24.	Gary Davis	1976-79	317	1,389	4.4	65t 7
25.	Troy Stradford	1987-90	343	1,332	3.9	51 10
26.	Ryan Tannehill	2012-18	248	1,210	4.9	48 6
27.	Myles Gaskin	2019-21	317	1,199	3.8	27 7
28.	Travis Minor	2001-06	277	1,133	4.1	56t 8
29.	Ron Davenport	1985-89	274	1,127	4.1	64 13
30.	Terry Kirby	1993-95	287	1,037	3.6	38 9
31.	Bob Griesse	1967-80	261	994	3.8	35 7
32.	Sammy Morris	2004-06	240	981	4.1	55 8
33.	Irving Spikes	1994-97	252	934	3.7	49 8
34.	Leroy Harris	1977-78	214	929	4.3	77t 6
35.	Jay Fiedler	2000-04	201	834	4.1	30 11
36.	David Woodley	1980-83	173	771	4.5	29 9
37.	J.J. Johnson	1999-01	219	748	3.4	34 5
38.	Frank Gore	2018	156	722	4.6	39 0
39.	Joe Carter	1984-86	118	589	5.0	35 1
40.	Stan Mitchell	1966-70	173	548	3.1	30 4
41.	Joe Auer	1966-67	165	544	3.3	41 5
42.	Marc Logan	1989-91	140	523	3.7	17 2
43.	Jesse Chatman	2005, 2007	128	515	4.0	30 1
44.	John Avery	1998-99	143	503	3.5	44 2
45.	Damien Williams	2014-17	133	477	3.6	69 3
46.	Bobby Humphrey	1992	102	471	4.6	21 1
47.	Salvon Ahmed	2020-21	121	445	3.7	31 3
48.	Hubert Ginn	1970-75	101	415	4.1	46 3
49.	Cecil Collins	1999	131	414	3.2	25t 2
50.	Ryan Fitzpatrick	2019-20	84	394	4.7	20 6
51.	David Overstreet	1983	85	392	4.6	44 1
52.	Keith Byars	1993-96	98	377	3.8	77t 6
53.	Chris Chambers	2001-07	41	355	8.7	61 0
54.	Kalen Ballage	2018-19	110	326	3.0	75t 4
55.	Sam Price	1966-68	82	313	3.8	38 1
56.	Abner Haynes	1967	56	274	4.9	65t 2
57.	Lousaka Polite	2008-10	86	270	3.1	14 1
58.	Cookie Gilchrist	1966	72	262	3.6	22 0
59.	Matt Breida	2020	59	254	4.3	24 0
60.	Terry Robiskie	1980-81	78	250	3.2	36 2
61.	Nat Moore	1974-86	40	249	6.2	36 1



ALL-TIME LEADERS

RUSHING						
	PLAYER	YEARS	NO.	YDS.	AVG.	LG TD
62.	Patrick Laird	2019-21	76	244	3.2	18 1
63.	Steve Howell	1979-81	68	235	3.4	23 1
64.	Billy Joe	1966	71	232	3.3	14 0
65.	Charles Leigh	1971-74	48	228	4.8	34t 1
66.	Tom Vigorito	1981-85	54	215	4.0	33t 2
	Stan Winfrey	1975-77	55	215	3.9	13 1
68.	Stanley Pritchett	1996-99	63	211	3.3	25 2
69.	Eddie Hill	1981-84	52	209	4.0	24 1
70.	Autry Denson	1999-00	59	206	3.5	20 0
71.	Mark Walton	2019	53	201	3.8	19 0
72.	Ronald Scott	1987	47	199	4.2	24 3
73.	Jack Harper	1967-68	41	197	4.8	37t 1
74.	Chad Henne	2008-11	66	196	3.0	20 2
75.	Freddie Solomon	1975-77	14	190	13.6	59t 1
76.	Tua Tagovailoa	2020-21	61	177	2.9	17 6
77.	Jerris McPhail	1996-97	23	174	7.6	71t 1
78.	James McKnight	2001-03	15	172	11.5	68t 1
79.	Patrick Cobbs	2006-10	37	171	4.6	44 2
80.	Paul Warfield	1970-74	16	166	10.4	39 0
81.	Pete Johnson	1984	68	159	2.3	9 9
	Larry Seiple	1967-77	16	159	9.9	34 0
83.	Knowshon Moreno	2014	31	148	4.8	15 1
84.	Jim Jensen	1981-92	26	142	5.5	23 0
85.	Leonard Henry	2002-04	46	141	3.1	53 0
86.	George Wilson	1966	27	137	5.1	37 0
87.	Thurman Thomas	2000	28	136	4.9	25 0
88.	Rick Casares	1966	43	135	3.1	10 0
89.	Ray Lucas	2001-02	44	132	3.0	17 3
90.	Tony Paige	1990-92	49	131	2.7	11 3
91.	Lex Hilliard	2009-11	39	130	3.3	18 2
92.	Lorenzo Booker	2007	28	125	4.5	22 0
	Malcolm Brown	2021	33	125	3.8	24t 1
94.	Ted Ginn, Jr.	2007-09	16	124	7.8	40t 2
	Damon Huard	1997-00	28	124	4.4	25 0
96.	Jonas Gray	2015	31	122	3.9	16 0
97.	Earl Morrall	1972-76	23	120	5.2	31t 1
98.	Jarvis Landry	2014-17	26	119	4.6	22t 1
99.	Rob Konrad	1999-04	38	114	3.0	18t 1
100.	Aaron Craver	1991-94	29	110	3.8	19 1
101.	Cleo Lemon	2005-07	34	109	3.2	11 4
102.	Mark Clayton	1983-92	14	108	7.7	30 0
	Gene Milton	1968-69	9	108	12.0	34 0
104.	Robert Edwards	2002	20	107	5.4	19 1
105.	Samkon Gado	2007	35	104	3.0	20t 3
106.	Scott Secules	1989-91	16	103	6.4	17 1
107.	Scott Mitchell	1990-93	29	99	3.4	32 0
108.	Kyle Mackey	1987	17	98	5.8	17 2
109.	Brandon Bolden	2018	8	91	11.4	54t 2
110.	Dan Marino	1983-99	301	87	0.3	15 9
111.	DeAndre Washington	2020	28	86	3.1	16 0
112.	Pat White	2009	21	81	3.9	33 0
113.	Albert Wilson	2018-19, 21	16	77	4.8	28 0
	George Chesser	1966-67	18	77	4.3	19 0
115.	Tyler Thigpen	2009-10	14	74	5.3	12 0
116.	Frank Jackson	1966-67	3	70	23.3	48 0
117.	Chad Pennington	2008-10	33	69	2.1	16 1
118.	Jacoby Brissett	2021	18	68	3.8	19 1
119.	Matt Moore	2011-17	46	66	1.4	16 2
120.	Brian Hartline	2009-14	7	65	9.3	30 1
	Larry Izzo	1996-00	2	65	32.5	39 0
122.	Lamar Gordon	2004	35	64	1.8	11 0
	Steve Slaton	2011	17	64	3.8	28 1



ALL-TIME LEADERS

RUSHING						
	PLAYER	YEARS	NO.	YDS.	AVG.	LG TD
124.	Gus Frerotte	2005	27	61	2.3	14 0
	Bob Torrey	1979	13	61	4.7	17 1
126.	Clarence Bailey	1987	10	55	5.5	13 0
	Arian Foster	2016	22	55	2.5	9 0
128.	Brock Forsey	2004	19	53	2.8	15 0
129.	O.J. McDuffie	1993-01	15	49	3.3	12 0
	Mike Wallace	2013-14	7	49	7.0	13 0
131.	Jim Braxton	1978	20	48	2.4	15 2
132.	Nick Giaquinto	1980-81	8	47	5.9	20 0
133.	Mark Konecny	1987	6	46	7.7	19 0
134.	John Tagliaferri	1987	13	45	3.5	7 1
135.	Lawrence Phillips	1997	18	44	2.4	8 0
136.	Jakeem Grant Sr.	2016-21	12	43	3.6	29 1
137.	Bernie Kosar	1994-96	9	42	4.7	17 1
	Phillip Lindsay	2021	12	42	3.5	9 0
139.	Rickey Isom	1987	9	41	4.6	8 1
	Rick Norton	1966-69	19	41	2.2	13 0
141.	James Saxon	1992-94	17	36	2.1	9 0
142.	Duriel Harris	1976-83, 1985	3	33	11.0	20 0
	Jordan Howard	2020	28	33	1.2	8 4
	Matt Turk	2000-01, 2003-04	4	33	8.3	23 0
145.	Lynn Bowden Jr.	2020	9	32	3.6	11 0
	Jay Cutler	2017	19	32	1.7	9 0
	Trent Green	2007	7	32	4.6	23 0
148.	Rich Diana	1982	8	31	3.9	7 0
149.	Davone Bess	2008-12	7	30	4.3	13 0
	Senorise Perry	2017-18	8	30	3.8	12 0
151.	Tom Brown	1987-89	16	29	1.8	6 0
152.	Lee Suggs	2006	6	26	4.3	7 0
	Marcus Thigpen	2012-13	7	26	3.7	9 0
154.	Marlon Moore	2010-13	2	25	12.5	16 0
155.	Craig Erickson	1996-98	15	24	1.6	12 0
	Joey Harrington	2006	19	24	1.3	7 0
	John Stofa	1966-67, 1969-70	7	24	3.4	14 1
158.	Marty Booker	2004-07	6	23	3.8	18 0
	Clayton Fejedelem	2020-21	2	23	11.5	22 0
160.	Isaiah Pead	2016	8	22	2.8	4 0
161.	Joe Cribbs	1988	5	21	4.2	11 0
	Mike Gillislee	2013-14	6	21	3.5	6 0
	Brock Osweiler	2018	8	21	2.6	7 0
	Dedric Ward	2001-02	2	21	10.5	16 0
165.	Daunte Culpepper	2006	10	20	2.0	7 1
	Don Strock	1974-87	51	20	0.4	18 2
	Duke Johnson	2021	4	18	4.5	6 0
168.	Brandon Marshall	2010-11	3	16	5.3	13 0
	Samaje Perine	2019	5	16	3.2	9 0
170.	Charles Clay	2011-14	7	15	2.1	13 1
	Brian Griese	2003	5	15	3.0	9 0
172.	Leonte Carroo	2016-18	1	14	14.0	14 0
	MarQueis Gray	2016-17	5	14	2.8	5 0
	Garrett Limbrick	1990	5	14	2.8	5 0
175.	A.J. Feeley	2004-05	14	13	0.9	7t 1
	Jovorskie Lane	2012	13	13	1.0	4 2
	Josh Rosen	2019	3	13	4.3	6 0
	Tom Orosz	1981-82	1	13	13.0	13 0
	Gary Tucker	1968	4	13	3.3	7 0
180.	John Beck	2007-08	9	12	1.3	8 1
	Marlin Briscoe	1972-74	3	12	4.0	17 0
	Charles Jordan	1996-98	3	12	4.0	16 0
	Ron Moore	1998	4	12	3.0	4 0
184.	Terry Anderson	1977-78	1	11	11.0	11 0
	Terry Cole	1971	3	11	3.7	4 0



ALL-TIME LEADERS

RUSHING						
	PLAYER	YEARS	NO.	YDS.	AVG.	LG TD
	Isaiah Ford	2019-21	1	11	11.0	11 0
	Cleveland Gary	1994	7	11	1.6	4 0
188.	Nuu Faola	1989	2	10	5.0	5 0
	Pete Roth	1987	3	10	3.3	9 0
190.	LaMichael James	2014-15	3	9	3.0	5 0
	Vick King	2004	4	9	2.3	3 0
192.	David Fales	2017	4	8	2.0	3 1
	Randy McMichael	2002-06	1	8	8.0	8 0
194.	Jimmy Hines	1969	1	7	7.0	7 0
	John Kidd	1994-97	2	7	3.5	4 0
	Hendrick Lusk	1998	1	7	7.0	7 0
	Rishard Matthews	2012-15	2	7	3.5	4 0
	Preston Williams	2019-21	1	7	7.0	7 0
199.	Kevin Curtis	2010	1	6	6.0	6 0
	Todd Doxzon	1998	2	6	3.0	3 0
	Craig Ellis	1986	3	6	2.0	2 0
	Tony Martin	1989-93, 1999-00	4	6	1.5	8 0
	De'Lance Turner	2019	4	6	1.5	5 0
	Dick Wood	1966	5	6	1.2	7 1
205.	Reagan Mauia	2007	4	5	1.3	3 0
	Malcolm Perry	2020	3	5	1.7	6 0
	Sage Rosenfels	2002-05	9	5	0.6	12 0
	Kory Sheets	2009-10	1	5	5.0	5 0
	Don Testerman	1980	1	5	5.0	5 0
	Wes Welker	2004-06	1	5	5.0	5 0
	Robert Wilson	1994-96	2	5	2.5	5 0
212.	Clyde Gates	2011	1	4	4.0	4 0
	Nate Jacquet	1998-99	1	4	4.0	4 0
	Clive Walford	2019	0	4	0.0	4 0
215.	Fred Banks	1987-93	1	3	3.0	3 0
	Chris Clemons	2009-13	1	3	3.0	3 0
	Larry Cowan	1982	1	3	3.0	3 0
	Roosevelt Potts	1997	1	3	3.0	3 0
	Leslie Shepherd	2000	4	3	0.8	14 0
	Durham Smythe	2018-2021	2	3	1.5	2 0
	Jaylen Waddle	2021	2	3	1.5	2 1
222.	Orleans Darkwa	2014	4	2	0.5	7 0
	Bruce Hardy	1978-89	1	2	2.0	2 0
	Larry Johnson	2011	1	2	2.0	2 0
	Ray Nealy	1997	1	2	2.0	2 0
	Matt Haack	2017-20	1	2	2.0	2 0
227.	Greg Camarillo	2007-09	2	1	0.5	6 0
	JP Losman	2011	2	1	0.5	1 0
229.	Matt Darr	2015-16	1	0	0.0	0 0
	Jim Del Gaizo	1972, 1975	1	0	0.0	0 0
	Heath Evans	2005	1	0	0.0	0 0
	Brandon Fields	2007-14	3	0	0.0	0 0
	Kim Hammond	1968	1	0	0.0	0 0
	Clayton Heath	1976	1	0	0.0	0 0
	Donnie Jones	2005-06	2	0	0.0	0 0
	Barry Pryor	1969-70	2	0	0.0	5 0
237.	Doug Pederson	1993	2	-1	-0.5	5 0
238.	Danny Amendola	2018	1	-2	-2.0	-2 0
	Obafemi Ayanbadejo	2003	1	-2	-2.0	-2 0
	Guy Benjamin	1978-79	1	-2	-2.0	-2 0
	Bert Emanuel	2000	3	-2	-0.7	0 0
	Mike Michel	1977	1	-2	-2.0	-2 0
	Doug Moreau	1966-69	1	-2	-2.0	-2 0
	Scott Zolak	1999	2	-2	-1.0	-1 0
245.	Jack Clancy	1967-69	3	-4	-1.3	2 0
	Steve DeBerg	1993	4	-4	-1.0	-1 0
	Irving Fryar	1993-95	3	-4	-1.3	2 0



ALL-TIME LEADERS

RUSHING

PLAYER	YEARS	NO.	YDS.	AVG.	LG	TD
248. Olindo Mare	1997-06	1	-5	-5.0	-5	0
249. George Roberts	1978-80	1	-7	-7.0	-7	0
250. Reggie Roby	1983-92	5	-8	-1.6	0	0
251. George Mira	1971	6	-9	-1.5	3	0
252. Mark Duper	1982-92	1	-10	-10.0	-10	0
253. Ferrell Edmunds	1988-92	2	-15	-7.5	-4	0
254. Karl Noonan	1966-71	2	-20	-10.0	-9	0

PASSING

PLAYER	YEARS	ATT.	COMP.	YDS.	PCT.	TD	INT	RATE
1. Dan Marino	1983-99	8,358	4,967	61,361	59.4	420	252	86.4
2. Bob Griese	1967-80	3,429	1,926	25,092	56.2	192	172	77.1
3. Ryan Tannehill	2012-18	2,911	1,829	20,434	62.8	123	75	87.0
4. Jay Fiedler	2000-04	1,603	936	11,040	58.4	66	63	76.8
5. Chad Henne	2008-11	1,065	646	7,114	60.7	31	37	75.7
6. David Woodley	1980-83	961	508	5,928	52.9	34	42	65.4
7. Ryan Fitzpatrick	2019-20	769	494	5,620	64.2	33	21	89.0
8. Don Strock	1974-87	688	388	4,613	56.4	39	37	73.5
9. Matt Moore	2011-17	591	359	4,298	60.7	29	19	86.0
10. Chad Pennington	2008-10	552	373	4,085	67.6	20	9	94.5
11. Tua Tagovailoa	2020-21	524	351	3,515	67.0	21	11	90.5
12. Gus Frerotte	2005	494	257	2,996	52.0	18	13	71.9
13. Jay Cutler	2017	429	266	2,666	62.0	19	14	80.8
14. Earl Morrall	1972-76	284	153	2,335	53.9	17	17	76.2
15. Joey Harrington	2006	388	223	2,236	57.5	12	15	68.2
16. Cleo Lemon	2005-07	377	211	2,185	56.0	8	7	72.2
17. A.J. Feeley	2004-05	356	191	1,893	53.7	11	15	61.7
18. Scott Mitchell	1990-93	241	135	1,805	56.0	12	9	81.0
19. Rick Norton	1966-69	377	156	1,751	41.4	6	30	28.1
20. Damon Huard	1997-00	288	170	1,691	59.0	9	8	74.6
21. Steve DeBerg	1993	188	113	1,521	60.1	6	7	81.0
22. Jacoby Brissett	2021	225	141	1,283	62.7	5	4	78.1
23. Brock Osweiler	2018	178	113	1,247	63.5	6	4	86.0
24. Ray Lucas	2001-02	163	94	1,090	57.7	4	6	70.8
25. Dick Wood	1966	230	83	993	36.1	4	14	30.6
26. Trent Green	2007	141	85	987	60.3	5	7	72.6
Bernie Kosar	1994-96	152	105	987	69.1	5	6	81.2
28. Craig Erickson	1996-98	127	68	945	53.5	4	3	78.4
29. Daunte Culpepper	2006	134	81	929	60.4	2	3	77.0
30. John Stofa	1966-67, 1969-70	135	61	862	45.2	7	6	65.1
31. Brian Griese	2003	130	74	813	56.9	5	6	69.2
32. Sage Rosenfels	2002-05	109	54	776	49.5	6	6	68.4
33. George Wilson, Jr.	1966	112	46	764	41.1	5	10	42.4
34. Kyle Mackey	1987	109	57	604	52.3	3	5	58.8
35. Josh Rosen	2019	109	58	567	53.2	1	5	52.0
36. John Beck	2007-08	107	60	559	56.1	1	3	62.0
37. Tyler Thigpen	2009-10	70	37	518	52.9	3	4	67.4
38. Scott Secules	1989-92	70	33	393	47.1	2	5	44.5
39. David Fales	2017	43	29	265	67.4	1	1	82.0
40. Jim Del Gaizo	1972, 1975	9	5	165	55.6	2	1	100.5
41. George Mira	1971	30	11	159	36.7	1	1	51.9
42. Ron Jaworski	1987-88	14	9	123	64.3	1	0	116.1
43. Guy Benjamin	1978-79	12	9	119	75.0	1	1	99.0
44. Kim Hammond	1968	26	13	116	50.0	0	2	30.3
45. Jim Jensen	1981-92	7	4	102	57.1	2	0	141.4
46. Marlin Briscoe	1972-74	4	3	72	75.0	0	0	116.7
Albert Wilson	2018-19, 21	4	2	72	50.0	1	0	135.4
48. Larry Seiple	1967-77	3	3	69	100.0	0	0	118.8
49. Ronnie Brown	2005-10	12	4	63	33.3	2	0	91.3
50. Tony Nathan	1979-87	8	4	61	50.0	1	0	115.1
51. JP Losman	2011	10	6	60	60.0	0	0	77.1



ALL-TIME LEADERS

PASSING

	PLAYER	YEARS	ATT.	COMP.	YDS.	PCT.	TD	INT	RATE
52.	Marty Booker	2004-07	3	1	48	33.3	0	0	81.9
	Mark Clayton	1983-92	2	1	48	50.0	1	1	95.8
54.	Doug Pederson	1993	8	4	41	50.0	0	0	65.1
55.	Jim Kiick	1968-74	3	2	38	66.7	0	0	109.7
56.	Lynn Bowden Jr.	2020	2	1	32	50.0	0	0	95.8
57.	Terry Kirby	1993-95	1	1	31	100.0	1	0	158.3
	Nat Moore	1974-86	2	1	31	50.0	0	0	95.8
59.	Danny Amendola	2018	1	1	28	100.0	1	0	158.3
60.	Jack Clancy	1967-69	1	1	17	100.0	0	0	118.8
61.	Eddie Hill	1981-84	2	1	14	50.0	0	0	72.9
62.	Keith Byars	1993-96	2	1	11	50.0	1	0	106.3
	Archie Roberts	1967	10	5	11	50.0	0	1	16.7
64.	Jarvis Landry	2014-17	3	1	9	33.3	0	0	42.4
65.	Scott Stankavage	1987	7	4	8	57.1	0	1	22.6
66.	Troy Stradford	1987-90	2	1	6	50.0	0	0	56.3
67.	Kenny Stills	2015-18	1	1	3	100.0	1	0	118.8
68.	Matt Haack	2017-20	3	1	1	33.3	1	1	42.4
69.	Brandon Fields	2007-14	1	0	0	0.0	0	0	39.6
	MarQueis Gray	2016-17	1	0	0	0.0	0	0	39.6
	Bruce Hardy	1978-89	1	0	0	0.0	0	0	39.6
	Booth Lusteg	1967	1	0	0	0.0	0	0	39.6
	Brandon Marshall	2010-11	1	0	0	0.0	0	0	39.6
	Tony Martin	1989-93, 99-00	1	0	0	0.0	0	0	39.6
	Dan McGwire	1995	1	0	0	0.0	0	0	39.6
	Lamar Smith	2000-01	1	0	0	0.0	0	0	39.6
	Freddie Solomon	1975-77	1	0	0	0.0	0	0	39.6
	Mike Wallace	2013-14	1	0	0	0.0	0	0	39.6
	Pat White	2009	5	0	0	0.0	0	0	39.6
	Delvin Williams	1978-80	3	0	0	0.0	0	0	39.6
	Ricky Williams	2002-03, 2005, 2007-10	1	0	0	0.0	0	1	0.0
	Scott Zolak	1999	4	0	0	0.0	0	0	39.6

RECEIVING

	PLAYER	YEARS	NO.	YDS.	AVG.	LG	TD
1.	Mark Clayton	1983-92	550	8,643	15.7	78t	81
2.	Mark Duper	1982-92	511	8,869	17.4	85t	59
3.	Nat Moore	1974-86	510	7,546	14.8	79t	74
4.	O.J. McDuffie	1993-01	415	5,074	12.2	61t	29
5.	Chris Chambers	2001-07	405	5,688	14.0	77t	43
6.	Jarvis Landry	2014-17	400	4,038	10.1	71	22
7.	Tony Nathan	1979-87	383	3,592	9.4	73	16
8.	DeVante Parker	2015-21	323	4,539	14.1	56t	23
9.	Davone Bess	2008-12	321	3,447	10.7	41	12
10.	Brian Hartline	2009-14	298	4,243	14.2	80t	12
11.	Randy McMichael	2002-06	283	3,096	10.9	46	18
12.	Duriel Harris	1976-83, 1985	269	4,534	16.9	64t	18
13.	Bruce Hardy	1978-89	256	2,455	9.6	31	25
14.	Jim Jensen	1981-92	229	2,171	9.5	31	19
15.	Oronde Gadsden	1998-03	227	3,252	14.3	62	22
16.	Jim Kiick	1968-74	221	2,210	10.0	53t	3
17.	Howard Twilley	1966-76	212	3,064	14.5	44	23
18.	Tony Martin	1989-93, 1999-00	202	3,152	15.6	80t	14
19.	Irving Fryar	1993-95	199	3,190	16.0	67t	20
20.	Ricky Williams	2002-03, 2005, 2007-10	197	1,431	7.3	59	6
21.	Marty Booker	2004-07	194	2,627	13.5	60t	11
22.	Anthony Fasano	2008-12, 2017	189	2,211	11.7	35t	24
23.	Ronnie Brown	2005-10	184	1,491	8.1	43	2
24.	Mike Gesicki	2018-21	178	2,071	11.6	70	13
25.	Brandon Marshall	2010-11	167	2,228	13.3	65t	9
26.	Keith Byars	1993-96	166	1,433	8.6	34	10
27.	Kenny Stills	2015-18	164	2,566	15.6	75t	24



ALL-TIME LEADERS

RECEIVING						
	PLAYER	YEARS	NO.	YDS.	AVG.	LG TD
28.	Charles Clay	2011-14	161	1,809	11.2	67 14
29.	Troy Stradford	1987-90	159	1,373	8.6	36 2
30.	Paul Warfield	1970-74	156	3,355	21.5	86t 33
31.	Terry Kirby	1993-95	155	1,646	10.6	47 6
32.	Keith Jackson	1992-94	146	1,880	12.9	57t 18
33.	Bernie Parmalee	1992-98	144	1,306	9.1	35 3
34.	Mike Wallace	2013-14	140	1,792	12.8	57 15
	Tony Paige	1990-92	140	1,115	8.0	30 6
36.	Karl Noonan	1966-71	136	1,798	13.2	51t 17
37.	Ted Ginn, Jr.	2007-09	128	1,664	13.0	64 5
38.	Troy Drayton	1996-99	127	1,511	11.9	51 8
39.	Lorenzo Hampton	1985-89	123	954	7.8	39t 6
40.	Jim Mandich	1970-77	121	1,406	11.6	44 23
41.	Ferrell Edmunds	1988-92	117	1,612	13.8	80t 10
	Lamar Miller	2012-15	117	887	7.6	54t 3
43.	Kenyan Drake	2016-19	116	936	8.1	52t 6
44.	Greg Camarillo	2007-09	113	1,325	11.7	64t 4
45.	Joe Rose	1980-85	112	1,493	13.3	50 13
46.	Rob Konrad	1999-04	111	854	7.7	25 6
47.	Norm Bulaich	1975-79	109	752	6.9	59t 6
48.	James McKnight	2001-03	107	1,497	14.0	80t 7
	Rishard Matthews	2012-15	107	1,396	13.0	53t 8
50.	Fred Banks	1987-93	99	1,555	15.7	61 8
51.	Stanley Pritchett	1996-99	98	798	8.1	74t 6
52.	Wes Welker	2004-06	96	1,121	11.7	47 1
53.	Dan Johnson	1983-87	94	1,012	10.8	61t 16
54.	Jimmy Cefalo	1978-84	93	1,739	18.7	69t 13
	Ron Davenport	1985-89	93	801	8.6	29 4
56.	Larry Csonka	1968-74, 1979	91	688	7.6	65 4
	Jakeem Grant Sr.	2016-21	91	1,001	11.0	65t 5
	Myles Gaskin	2019-21	91	651	7.2	59t 6
59.	Albert Wilson	2018-19, 21	89	920	10.3	75t 5
60.	Mark Ingram	1993-94	88	1,213	13.8	77t 12
	Jack Clancy	1967-69	88	1,157	13.1	50 3
62.	Damien Williams	2014-17	85	733	8.6	58 6
63.	Lamar Thomas	1996-00	81	1,171	14.5	56t 8
64.	Reggie Bush	2011-12	78	588	7.5	34 3
65.	Karim Abdul-Jabbar	1996-99	77	527	6.8	36t 1
	Jaylen Waddle	2021	77	759	9.9	57 4
67.	Dion Sims	2013-16	74	699	9.4	38 8
	Gary Davis	1976-79	74	592	8.0	34 1
69.	Larry Seiple	1967-77	73	934	12.8	41t 7
	Doug Moreau	1966-69	73	926	12.7	43 6
71.	Delvin Williams	1978-80	70	574	8.2	42 1
72.	Andre Tillman	1975-78	66	757	11.5	37t 6
73.	David Martin	2007-08	65	753	11.6	61t 5
74.	Durham Smythe	2018-21	64	576	9.0	25 2
75.	Freddie Solomon	1975-77	61	973	16.0	58t 5
	Lamar Smith	2000-01	61	435	7.1	65t 4
77.	Brandon Gibson	2013-14	59	621	10.5	46 4
	Danny Amendola	2018	59	575	9.7	39 1
	Tom Vigorito	1981-85	59	439	7.4	31t 2
80.	James Pruitt	1986-88, 1990-91	58	942	16.2	37 8
	Isaiah Ford	2018-21	58	628	10.8	52 1
82.	Marlin Briscoe	1972-74	57	858	15.1	53 7
83.	Preston Williams	2019-21	56	787	14.1	47 7
84.	Daniel Thomas	2011-14	55	412	7.5	32 3
85.	Jerris McPhail	1996-97	54	544	10.1	52 1
	Bobby Humphrey	1992	54	507	9.4	26 1
87.	Fred Barnett	1996-97	53	728	13.7	66 4
	Derek Hagan	2006-08	53	645	12.2	24 3
89.	Sammy Morris	2004-06	51	340	6.7	44 0



ALL-TIME LEADERS

RECEIVING						
	PLAYER	YEARS	NO.	YDS.	AVG.	LG TD
90.	Travis Minor	2001-06	50	353	7.1	29 1
91.	Derrius Thompson	2003-04	49	718	14.7	36 4
92.	Marv Fleming	1970-74	48	523	10.9	36 4
	Jay Ajayi	2015-17	48	308	6.4	20 0
94.	Mercury Morris	1969-75	46	491	10.7	50 1
95.	Justin Peelle	2006-07	45	344	7.6	35 3
96.	Eric Green	1995	43	499	11.6	31t 3
	Jordan Cameron	2015-16	43	446	10.4	29 4
98.	Stan Mitchell	1966-70	42	533	12.7	48 5
99.	Julius Thomas	2017	41	388	9.5	27 3
100.	Joe Auer	1966-67	40	481	12.0	68t 6
	Dedric Ward	2001-02	40	381	9.5	22 0
102.	Ed Perry	1997-04	39	308	7.9	46 2
	Woody Bennett	1980-89	39	295	7.6	27 3
104.	Gary Clark	1995	37	525	14.2	42t 2
	Mark Higgs	1990-94	37	294	7.9	21 0
106.	Charles Jordan	1996-98	36	640	17.8	44t 3
	Patrick Laird	2019-21	36	289	8.0	21 0
108.	Leslie Shepherd	2000	35	446	12.7	46t 4
109.	Jed Weaver	2000-02	34	469	13.8	41 5
110.	Randal Hill	1991, 1995-96	33	669	20.3	61 4
111.	Allen Hurns	2019	32	416	13.0	27 2
	Patrick Cobbs	2006-10	32	409	12.8	80t 4
	Sammie Smith	1989-91	32	310	9.7	53t 1
	Aaron Craver	1991-94	32	304	9.5	28 0
	Leroy Harris	1977-78	32	240	7.5	57 0
	James Saxon	1992-94	32	192	6.0	25 0
117.	Nick Giaquinto	1980-81	31	230	7.4	25 2
118.	Greg Baty	1990-94	30	377	12.6	32 4
119.	J.J. Johnson	1999-01	29	182	6.3	17 0
	Lousaka Polite	2008-10	29	136	4.7	14 0
121.	Lorenzo Booker	2007	28	237	8.5	22 0
	Lynn Bowden Jr.	2020	28	211	7.5	22 0
	Mack Hollins	2020-21	28	354	12.6	65t 4
124.	Andre Brown	1989-90	27	459	17.0	48t 5
	Dave Kocourek	1966	27	320	11.9	43 2
	Jesse Chatman	2005, 2007	27	161	6.0	22 0
127.	Bo Roberson	1966	26	519	20.0	80t 2
	Lex Hilliard	2009-11	26	210	8.1	18 2
129.	Frank Jackson	1966-67	25	439	17.6	48 3
	Don Nottingham	1973-77	25	213	8.5	29 0
	Ronnie Lee	1979-82, 1984-89	25	167	6.7	41 3
132.	Adam Shaheen	2020-21	24	260	10.8	43 3
	Irving Spikes	1994-97	24	185	7.7	24 2
134.	Kalen Ballage	2018-19	23	119	5.2	31 0
	Salvon Ahmed	2020-21	23	178	7.7	18 0
136.	Gene Milton	1968-69	21	322	15.3	49 1
	Mike Williams	1992-95	21	292	13.9	29 0
	Scott Miller	1991-96	21	274	13.0	27 1
	Joey Haynos	2008-09	21	184	8.8	21 3
140.	Bryan Gilmore	2004-05	20	311	15.6	44t 2
	Donald Lee	2003-04	20	220	11.0	25 2
142.	Scott Schwedes	1987-90	19	370	19.5	65t 2
	Brett Perriman	1997	19	309	16.3	26 1
	Greg Jennings	2015	19	208	10.9	31 1
145.	Otto Stowe	1971-72	18	344	19.1	49 3
	Marlon Moore	2010-13	18	300	16.7	57t 2
	Yatil Green	1997-99	18	234	13.0	27 0
	Autry Denson	1999-00	18	133	7.4	28 0
	Robert Edwards	2002	18	126	7.0	14 1
	Hunter Goodwin	1999-01	18	118	6.6	14 1
	Eddie Hill	1981-84	18	106	5.9	16 1



ALL-TIME LEADERS

RECEIVING						
	PLAYER	YEARS	NO.	YDS.	AVG.	LG TD
152.	Benny Malone	1974-78	17	234	13.8	43 0
153.	Thurman Thomas	2000	16	117	7.3	15 1
	Abner Haynes	1967	16	100	6.3	22 0
155.	MarQueis Gray	2016-17	15	184	12.3	53 0
	Mark Walton	2019	15	89	5.9	18 0
157.	Tom Brown	1987-89	14	123	8.8	23 0
158.	Billy Joe	1966	13	116	8.9	67 1
	Cookie Gilchrist	1966	13	110	8.5	22 1
	Lamar Gordon	2004	13	74	5.7	25 0
	Terry Robiskie	1980-81	13	60	4.6	15 0
162.	Leonte Carroo	2016-18	12	192	16.0	74t 2
	Frank Gore	2018	12	124	10.3	24 1
	Nick O'Leary	2018-19	12	123	10.3	19 1
	John Tagliaferri	1987	12	117	9.8	27 0
	Mark Logan	1989-91	12	88	7.3	12 0
	Obafemi Ayanbadejo	2003	12	53	4.4	12 0
168.	Jack Harper	1967-68	11	212	19.3	40 3
	John Roderick	1966-67	11	156	14.2	64 1
	Jim Cox	1968	11	147	13.4	30 0
	Jovorskie Lane	2012	11	79	7.2	24 1
	Joe Carter	1984-86	11	66	6.0	15 0
173.	Preston Carpenter	1966	10	127	12.7	42 0
	Steve Howell	1979-81	10	70	7.0	13 0
	Sam Price	1966-68	10	70	7.0	27 1
	John Avery	1998-99	10	67	6.7	19t 1
177.	Nate Jacquet	1998-99	9	140	15.6	29 0
	Marcus Thigpen	2012-13	9	112	12.4	50 1
	Matt Breida	2020	9	96	10.7	31 0
	Leland Douglas	1987	9	92	10.2	17 1
	Malcolm Perry	2020	9	92	10.2	25t 1
182.	Jeff Ogden	2000-01	8	97	12.1	18 1
	Cris Carter	2002	8	66	8.3	15 1
	Lawrence Sampleton	1987	8	64	8.0	19 0
	David Overstreet	1983	8	55	6.9	20 2
	Lorenzo Diamond	2005	8	54	6.8	18 0
	Rick Casares	1966	8	45	5.6	20 1
188.	Bert Emanuel	2000	7	132	18.9	53t 1
	Eddie Chavis	1987	7	108	15.4	27 0
	Loaird McCreary	1976-78	7	88	12.6	30 3
	Brian Manning	1997	7	85	12.1	21 0
	Bill Cronin	1966	7	83	11.9	21 1
	Michael Egnew	2012-13	7	69	9.9	14 0
	Willie Richardson	1970	7	67	9.6	27 1
	Dominique Jones	2016	7	61	8.7	24 1
196.	Vince Heflin	1982-85	6	98	16.3	46t 1
	Arian Foster	2016	6	78	13.0	50 0
	Jonas Gray	2015	6	72	12.0	25 0
	Armon Binns	2012-13	6	67	11.2	21 0
	Roberto Wallace	2010-11	6	62	10.3	19 0
	Brice Butler	2018	6	60	10.0	23t 1
	Stan Winfrey	1975-77	6	55	9.2	16 1
	David Lewis	1987	6	53	8.8	22 1
	Hubert Ginn	1970-75	6	47	7.8	23 0
	Cecil Collins	1999	6	32	5.3	12 0
	Mark Konecny	1987	6	26	4.3	10 0
	Andra Franklin	1981-84	6	15	2.5	6 1
208.	Damon Reilly	1987	5	70	14.0	20 0
	A.J. Derby	2017-18	5	68	13.6	19t 1
	Ronnie Williams	1993-95	5	54	10.8	17 0
	Jake Stoneburner	2015	5	47	9.4	13 2
212.	Mel Baker	1974	4	121	30.3	46t 2
	Elmer Bailey	1980-81	4	105	26.3	39 0



ALL-TIME LEADERS

RECEIVING						
PLAYER	YEARS	NO.	YDS.	AVG.	LG	TD
David Boston	2004-05	4	80	20.0	54	0
Jabar Gaffney	2012	4	68	17.0	30	0
Clive Walford	2019	4	57	14.3	19	0
Brett Carolan	1996	4	48	12.0	21	1
Jim Braxton	1978	4	47	11.8	19	0
Samkon Gado	2007	4	47	11.8	35	0
Tom Boutwell	1969	4	29	7.3	12	0
DeAndre Washington	2020	4	28	7.0	10	0
William Fuller V	2021	4	26	6.5	10	0
Garrett Limbrick	1990	4	23	5.8	9	0
Heath Evans	2005	4	17	4.3	5	0
Jamar Martin	2004	4	15	3.8	7	0
Charles Leigh	1971-74	4	9	2.3	7	0
227. Robert Clark	1992	3	59	19.7	45	0
Gene Mingo	1966-67	3	40	13.3	9	0
Bill Darnall	1968-69	3	38	12.7	13	0
Orleans Darkwa	2014	3	31	10.3	17	0
Kory Sperry	2009	3	31	10.3	13	1
Brandon London	2008	3	30	10.0	14	0
Roosevelt Potts	1997	3	27	9.0	13	0
De'Veon Smith	2017	3	27	9.0	13	0
Ernest Wilford	2008	3	25	8.3	15	0
Darian Barnes	2005-06	3	22	7.3	13	0
Gator Hoskins	2014	3	21	7.0	14	0
Brandon Bolden	2018	3	13	4.3	9	1
Anthony Armstrong	2012	3	12	4.0	7	0
Leonard Henry	2002-04	3	12	4.0	7	0
Malcolm Brown	2021	3	10	3.33	7	0
Robert Wilson	1994-96	3	8	2.7	3t	1
Ryan Tannehill	2012-18	3	8	2.7	9	1
244. Kendall Newson	2003-05	2	55	27.5	37	0
Ron Sellers	1973	2	54	27.0	42	0
Mike Caterbone	1987	2	46	23.0	30	0
Mickey Shuler	2010	2	44	22.0	28	0
Desmond Clark	2002	2	42	21.0	26	0
Jim Mertens	1969	2	26	13.0	15	0
Jimmy Hines	1969	2	23	11.5	22	0
Rich Diana	1982	2	21	10.5	13	0
David Woodley	1980-83	2	21	10.5	15t	1
Antonio Callaway	2020	2	20	10.0	13	0
Cleveland Gary	1994	2	19	9.5	11	0
Clyde Gates	2011	2	19	9.5	11	0
Kevin McKenzie	1999	2	18	9.0	13	0
Charles Henry	1991	2	17	8.5	9	0
Cethan Carter	2021	2	16	8.0	8	0
Brian Kinchen	1988-90	2	15	7.5	12	0
Deon Dyer	2000-02	2	14	7.0	13	0
Cliff Russell	2005-06	2	14	7.0	9	0
Willie Smith	1987	2	13	6.5	8	1
Chandler Cox	2019-20	2	9	4.5	6	0
Ronald Scott	1987	2	7	3.5	5	0
Reagan Mauia	2007	2	5	2.5	5	0
Casey Cramer	2008	2	3	1.5	2t	1
Bob Torrey	1979	2	3	1.5	8	0
Barry Pryor	1969-70	2	-3	-1.5	0	0
Steve Slaton	2011	2	-3	-1.5	-1	0
270. Bo Rather	1973, 1978	1	39	39.0	39	0
Wes Matthews	1966	1	20	20.0	20	0
Tom Beier	1967, 1969	1	19	19.0	19	0
Legedu Naanee	2012	1	19	19.0	19	0
Robert Baker	1999-02	1	17	17.0	17	0
Mike Holmes	1976	1	11	11.0	11	0



ALL-TIME LEADERS

RECEIVING						
PLAYER	YEARS	NO.	YDS.	AVG.	LG	TD
Damian Williams	2014	1	14	14.0	14	0
Ricky Isom	1987	1	11	11.0	11	0
Kirk Merritt	2021	1	13	13.0	13	0
Keith Sims	1990-97	1	9	9.0	9	0
Dick Anderson	1968-77	1	8	8.0	8	0
Ronald Bellamy	2004	1	8	8.0	8	0
Nuu Faaola	1989	1	8	8.0	8	0
Vick King	2004	1	8	8.0	8	0
Jeron Mastrud	2011-12	1	8	8.0	8	0
Knowshon Moreno	2014	1	8	8.0	8	0
Vern Den Herder	1971-82	1	7	7.0	7t	1
Aaron Halterman	2007	1	7	7.0	7	0
Kevin Curtis	2010	1	6	6.0	6	0
Lawrence Phillips	1997	1	6	6.0	6	0
Isaiah Pead	2016	1	6	6.0	6	0
George Farmer	1987	1	5	5.0	5	0
George Chesser	1966-67	1	4	4.0	4	0
Dewayne Dotson	1994-95, 1997	1	4	4.0	4	0
Doug Easlick	2004	1	4	4.0	4	0
Senorise Perry	2017-18	1	3	3.0	3	0
Alex Holmes	2005	1	2	2.0	2	0
Frank Wainright	1995-98	1	2	2.0	2t	1
Will Heller	2005	1	1	1.0	1t	1
Ron Moore	1998	1	1	1.0	1	0
Jason Sanders	2018-21	1	1	1.0	1t	1
Christian Wilkins	2019-21	1	1	1.0	1t	1
Michael Deiter	2019-21	1	0	0.0	0	0
Ryan Fitzpatrick	2019-20	1	0	0.0	0	0
Damon Huard	1997-00	1	0	0.0	0	0
Jordan Howard	2020	1	-3	-3.0	-3	0
Dan Marino	1983-99	1	-6	-6.0	-6	0
307. Lee Suggs	2006	0	13	-	13	0
Rex Hadnot	2004-07	0	-2	-	-2	0
Samson Satele	2007-08, 2014	0	-3	-	-3	0

SCORING								
PLAYER	YEARS	TD	TDR	TDP	TDRT	FG	PAT	PTS.
1. Olindo Mare	1997-06	0	0	0	0	245	313	1048
2. Garo Yepremian	1970-78	0	0	0	0	165	335	830
3. Pete Stoyanovich	1989-95	0	0	0	0	176	246	774
4. Uwe von Schamann	1979-84	0	0	0	0	101	237	540
5. Dan Carpenter	2008-12	0	0	0	0	127	154	535
6. Mark Clayton	1983-92	82	0	81	1	0	0	492
7. Nat Moore	1974-86	75	1	74	0	0	0	450
8. Jason Sanders	2018-21	1	0	1	0	92	123	405
9. Mark Duper	1982-92	59	0	59	0	0	0	354
10. Larry Csonka	1968-74, 1979	57	53	4	0	0	0	342
11. Ricky Williams	2002-03, 2005, 2007-10	54	48	6	0	0	0	326#
12. Fuad Reveiz	1985-88	0	0	0	0	53	161	320
13. Chris Chambers	2001-07	43	0	43	0	0	0	260#
14. Caleb Sturgis	2013-14	0	0	0	0	55	74	239
15. Ronnie Brown	2005-10	38	36	2	0	0	0	230#
16. Karim Abdul-Jabbar	1996-99	34	33	1	0	0	0	204
17. Mercury Morris	1969-75	33	29	1	3	0	0	198
Tony Nathan	1979-87	33	16	16	1	0	0	198
Paul Warfield	1970-74	33	0	33	0	0	0	198
20. O.J. McDuffie	1993-01	32	0	29	3	0	0	194#
21. Jim Kiick	1968-74	31	28	3	0	0	0	186
22. Lorenzo Hampton	1985-89	28	22	6	0	0	0	168
23. Andrew Franks	2015-16	0	0	0	0	29	74	161
24. Bruce Hardy	1978-89	25	0	25	0	0	0	150



ALL-TIME LEADERS

SCORING									
	PLAYER	YEARS	TD	TDR	TDP	TDRT	FG	PAT	PTS.
	Don Nottingham	1973-77	25	25	0	0	0	0	150
26.	Jarvis Landry	2014-17	24	1	22	1	0	0	148##
27.	Anthony Fasano	2008-12, 2017	24	0	24	0	0	0	146#
	Kenny Stills	2015-18	24	0	24	0	0	0	146#
29.	Lamar Smith	2000-01	24	20	4	0	0	0	144
30.	Norm Bulaich	1975-79	23	17	6	0	0	0	138
	Andra Franklin	1981-84	23	22	1	0	0	0	138
	Jim Mandich	1970-77	23	0	23	0	0	0	138
	Howard Twilley	1966-76	23	0	23	0	0	0	138
	DeVante Parker	2015-21	23	0	23	0	0	0	138
35.	Oronde Gadsden	1998-03	22	0	22	0	0	0	132
	Lamar Miller	2012-15	22	19	3	0	0	0	132
37.	Irving Fryar	1993-95	20	0	20	0	0	0	124##
38.	Randy McMichael	2002-06	19	0	18	1	0	0	116#
39.	Jim Jensen	1981-92	19	0	19	0	0	0	114
40.	Keith Jackson	1992-94	18	0	18	0	0	0	110#
	Bernie Parmalee	1992-98	18	15	3	0	0	0	110#
42.	Duriel Harris	1976-83, 1985	18	0	18	0	0	0	108
43.	Ron Davenport	1985-89	17	13	4	0	0	0	102
	Karl Noonan	1966-71	17	0	17	0	0	0	102
45.	Kenyan Drake	2016-19	16	9	6	1	0	0	98#
46.	Keith Byars	1993-96	16	6	10	0	0	0	96
	Dan Johnson	1983-87	16	0	16	0	0	0	96
	Benny Malone	1974-78	16	16	0	0	0	0	96
	Sammie Smith	1989-91	16	15	1	0	0	0	96
50.	Terry Kirby	1993-95	15	9	6	0	0	0	92#
51.	Reggie Bush	2011-12	15	12	3	0	0	0	90
	Charles Clay	2011-14	15	1	14	0	0	0	90
	Mark Higgs	1990-94	15	14	0	1	0	0	90
	Mike Wallace	2013-14	15	0	15	0	0	0	90
55.	Jay Feely	2007	0	0	0	0	21	26	89
	Joe Nedney	1996-97	0	0	0	0	18	35	89
	Cody Parkey	2017	0	0	0	0	21	26	89
58.	Tony Martin	1989-93, 1999-2000	14	0	14	0	0	0	84
	Delvin Williams	1978-80	14	13	1	0	0	0	84
60.	Daniel Thomas	2011-14	13	10	3	0	0	0	80#
	Mike Gesicki	2018-21	13	0	13	0	0	0	80#
62.	Jimmy Cefalo	1978-84	13	0	13	0	0	0	78
	Joe Rose	1980-85	13	0	13	0	0	0	78
	Brian Hartline	2009-14	13	1	12	0	0	0	78
	Myles Gaskin	2019-21	13	7	6	0	0	0	78
66.	Joe Auer	1966-67	12	5	6	1	0	0	72
	Woody Bennett	1980-88	12	9	3	0	0	0	72
	Davone Bess	2008-12	12	0	12	0	0	0	72
	Mark Ingram	1993-94	12	0	12	0	0	0	72
	Troy Stradford	1987-90	12	10	2	0	0	0	72
71.	Marty Booker	2004-07	11	0	11	0	0	0	70##
72.	Karl Kremser	1969-70	0	0	0	0	13	28	67
73.	Jay Fiedler	2000-04	11	11	0	0	0	0	66
	Jakeem Grant Sr.	2016-21	11	1	5	5	0	0	66
75.	Gene Mingo	1966-67	0	0	0	0	11	32	65
76.	Ferrell Edmunds	1988-92	10	0	10	0	0	0	60
	Ted Ginn, Jr.	2007-09	10	2	5	3	0	0	60
	Travis Minor	2001-06	10	8	1	1	0	0	60
	Irving Spikes	1994-97	10	8	2	0	0	0	60
	David Woodley	1980-83	10	9	1	0	0	0	60
81.	Jason Taylor	1997-07, 2009, 2011	9	0	0	9	0	0	58**
82.	Jay Ajayi	2015-17	9	9	0	0	0	0	56#
83.	Pete Johnson	1984	9	9	0	0	0	0	54
	Dan Marino	1983-99	9	9	0	0	0	0	54
	Brandon Marshall	2010-11	9	0	9	0	0	0	54
	Stan Mitchell	1966-70	9	4	5	0	0	0	54



ALL-TIME LEADERS

SCORING									
PLAYER	YEARS	TD	TDR	TDP	TDRT	FG	PAT	PTS.	
Tony Paige	1990-92	9	3	6	0	0	0	0	54
James Pruitt	1986-88, 1990-91	9	0	8	1	0	0	0	54
Freddie Solomon	1975-77	9	1	5	3	0	0	0	54
Damien Williams	2014-17	9	3	6	0	0	0	0	54
91. Jimmy Keyes	1968-69	0	0	0	0	7	30	0	51
92. Troy Drayton	1996-99	8	0	8	0	0	0	0	50#
James McKnight	2001-03	8	1	7	0	0	0	0	50#
94. Fred Banks	1987-93	8	0	8	0	0	0	0	48
Gary Davis	1976-79	8	7	1	0	0	0	0	48
Rishard Matthews	2012-15	8	0	8	0	0	0	0	48
Sammy Morris	2004-06	8	8	0	0	0	0	0	48
Stanley Pritchett	1996-99	8	2	6	0	0	0	0	48
Dion Sims	2013-16	8	0	8	0	0	0	0	48
Lamar Thomas	1996-00	8	0	8	0	0	0	0	48
101. Preston Williams	2019-20	7	0	7	0	0	0	0	46##
102. Doug Moreau	1966-69	6	0	6	0	1	6	0	45
103. Marlin Briscoe	1972-74	7	0	7	0	0	0	0	42
Bob Griesse	1967-80	7	7	0	0	0	0	0	42
Rob Konrad	1999-04	7	1	6	0	0	0	0	42
Larry Seiple	1966-67	7	0	7	0	0	0	0	42
Ryan Tannehill	2012-18	7	6	1	0	0	0	0	42
108. Booth Lusteg	1967	0	0	0	0	7	18	0	39
109. Ryan Fitzpatrick	2019-20	6	6	0	0	0	0	0	38#
110. Patrick Cobbs	2006-10	6	2	4	0	0	0	0	36
Leroy Harris	1977-78	6	6	0	0	0	0	0	36
Reshad Jones	2010-19	6	0	0	6	0	0	0	36
Andre Tillman	1975-78	6	0	6	0	0	0	0	36
Tommy Vigorito	1981-85	6	2	2	2	0	0	0	36
Tua Tagovailoa	2020-21	6	6	0	0	0	0	0	36
116. Andre Brown	1989-90	5	0	5	0	0	0	0	30
Lex Hilliard	2009-11	5	2	2	1	0	0	0	30
J.J. Johnson	1999-01	5	5	0	0	0	0	0	30
David Martin	2007-08	5	0	5	0	0	0	0	30
Jed Weaver	2000-02	5	0	5	0	0	0	0	30
Albert Wilson	2018-19, 21	5	0	5	0	0	0	0	30
Jaylen Waddle	2021	5	1	4	0	0	0	0	30
123. Dick Anderson	1968-77	4	0	0	4	0	0	0	24
Kalen Ballage	2018-19	4	4	0	0	0	0	0	24
Fred Barnett	1996-97	4	0	4	0	0	0	0	24
Greg Baty	1991-94	4	0	4	0	0	0	0	24
Terrell Buckley	1995-99, 2003	4	0	0	4	0	0	0	24
Greg Camarillo	2007-09	4	0	4	0	0	0	0	24
Jordan Cameron	2015-16	4	0	4	0	0	0	0	24
Marv Fleming	1970-74	4	0	4	0	0	0	0	24
Brandon Gibson	2013-14	4	0	4	0	0	0	0	24
Jack Harper	1967-68	4	1	3	0	0	0	0	24
Randal Hill	1991, 1995-96	4	0	4	0	0	0	0	24
Jordan Howard	2020	4	4	0	0	0	0	0	24
Cleo Lemon	2005-07	4	4	0	0	0	0	0	24
Marc Logan	1989-91	4	2	0	2	0	0	0	24
Leslie Shepherd	2000	4	0	4	0	0	0	0	24
Zach Thomas	1996-07	4	0	0	4	0	0	0	24
Derrius Thompson	2003-04	4	0	4	0	0	0	0	24
Mack Hollins	2020-21	4	0	4	0	0	0	0	24
141. Willie Beecher	1987	0	0	0	0	3	12	0	21
142. Salvon Ahmed	2020-21	3	3	0	0	0	0	0	20*
Eric Green	1995	3	0	3	0	0	0	0	20#
Derek Hagan	2006-08	3	0	3	0	0	0	0	20#
Jovorskie Lane	2012	3	2	1	0	0	0	0	20#
Sam Madison	1997-05	3	0	0	3	0	0	0	20*
147. John Avery	1998-99	3	2	1	0	0	0	0	18
Brandon Bolden	2018	2	2	1	0	0	0	0	18



ALL-TIME LEADERS

SCORING								
PLAYER	YEARS	TD	TDR	TDP	TDRT	FG	PAT	PTS.
Jack Clancy	1967-69	3	0	3	0	0	0	18
Tony Franklin	1988	0	0	0	0	4	6	18
Samkon Gado	2007	3	3	0	0	0	0	18
Nick Giaquinto	1980-81	3	0	2	1	0	0	18
Hubert Ginn	1970-75	3	3	0	0	0	0	18
Shayne Graham	2011	0	0	0	0	4	6	18
Joey Haynos	2008-09	3	0	3	0	0	0	18
Frank Jackson	1966-67	3	0	3	0	0	0	18
Charles Jordan	1996-98	3	0	3	0	0	0	18
Mike Kozlowski	1979-86	3	0	0	3	0	0	18
Ronnie Lee	1979-82, 1984-89	3	0	3	0	0	0	18
Ray Lucas	2001-02	3	3	0	0	0	0	18
Loaird McCreary	1976-78	3	0	3	0	0	0	18
Lloyd Mumphord	1969-74	3	0	0	3	0	0	18
David Overstreet	1983	3	1	2	0	0	0	18
Justin Peelle	2006-07	3	0	3	0	0	0	18
Scott Schwedes	1987-90	3	0	2	1	0	0	18
Ronald Scott	1987	3	3	0	0	0	0	18
Adam Shaheen	2020	3	0	3	0	0	0	18
Otto Stowe	1971-72	3	0	3	0	0	0	18
Marcus Thigpen	2012-13	3	0	1	2	0	0	18
Julius Thomas	2017	3	0	3	0	0	0	18
171. Matt Bryant	2004	0	0	0	0	3	7	16
Wes Welker	2004-06	2	0	1	1	1	1	16
173. Tim Foley	1970-80	2	0	0	2	0	0	14*
174. Mel Baker	1974	2	0	2	0	0	0	12
Charlie Baumann	1991	0	0	0	0	2	6	12
Bob Baumhower	1977-86	2	0	0	2	0	0	12
Jim Braxton	1978	2	2	0	0	0	0	12
Leonte Carroo	2016-18	2	0	2	0	0	0	12
Gary Clark	1995	2	0	2	0	0	0	12
Cecil Collins	1999	2	2	0	0	0	0	12
Robert Edwards	2002	2	1	1	0	0	0	12
Bryan Gilmore	2004-05	2	0	2	0	0	0	12
Brent Grimes	2013-15	2	0	0	2	0	0	12
Abner Haynes	1967	2	2	0	0	0	0	12
Chad Henne	2008-11	2	2	0	0	0	0	12
Eddie Hill	1981-84	2	1	1	0	0	0	12
Liffort Hobley	1987-93	2	0	0	2	0	0	12
Bobby Humphrey	1992	2	1	1	0	0	0	12
Allen Hurns	2019	2	0	2	0	0	0	12
William Judson	1982-89	2	0	0	2	0	0	12
Dave Kocourek	1966	2	0	2	0	0	0	12
Donald Lee	2003-04	2	0	2	0	0	0	12
Kyle Mackey	1987	2	2	0	0	0	0	12
Brock Marion	1998-03	2	0	0	2	0	0	12
Don McNeal	1980-89	2	0	0	2	0	0	12
Jerris McPhail	1996-97	2	1	1	0	0	0	12
Scott Miller	1991-96	2	0	1	1	0	0	12
Gene Milton	1968-69	2	0	1	1	0	0	12
Marlon Moore	2010-13	2	0	2	0	0	0	12
Matt Moore	2011-17	2	2	0	0	0	0	12
Jeff Ogden	2000-01	2	0	1	1	0	0	12
Louis Oliver	1989-93, 1995-96	2	0	0	2	0	0	12
Ed Perry	1997-04	2	0	2	0	0	0	12
Sam Price	1966-68	2	1	1	0	0	0	12
Bo Roberson	1966	2	0	2	0	0	0	12
Terry Robiskie	1980-81	2	2	0	0	0	0	12
Durham Smythe	2020-21	2	0	2	0	0	0	12
Bill Stanfill	1969-76	2	0	0	2	0	0	12
Jake Stoneburner	2015	2	0	2	0	0	0	12
Don Strock	1974-87	2	2	0	0	0	0	12



ALL-TIME LEADERS

SCORING									
	PLAYER	YEARS	TD	TDR	TDP	TDRT	FG	PAT	PTS.
	Patrick Surtain	1998-04	2	0	0	2	0	0	12
	Troy Vincent	1992-95	2	0	0	2	0	0	12
	Jimmy Warren	1966-69	2	0	0	2	0	0	12
	Dick Westmoreland	1966-69	2	0	0	2	0	0	12
	Stan Winfrey	1975-77	2	1	1	0	0	0	12
	Xavien Howard	2016-21	2	0	0	2	0	0	12
217.	Bill Gramatica	2004	0	0	0	0	3	0	9
218.	Walt Aikens	2014-19	1	0	0	1	0	0	8^
	Kim Bokamper	1977-85	1	0	0	1	0	0	8*
	Aaron Craver	1991-94	1	1	0	0	0	0	8#
	Billy Joe	1966	1	0	1	0	0	0	8#
	Curtis Johnson	1970-78	1	0	0	1	0	0	8*
	Patrick Laird	2019-20	1	1	0	0	0	0	8#
224.	Will Allen	2006-11	1	0	0	1	0	0	6
	Kiko Alonso	2016-18	1	0	0	1	0	0	6
	Danny Amendola	2018	1	0	1	0	0	0	6
	Jerome Baker	2018-21	1	0	0	1	0	0	6
	John Beck	2007-08	1	1	0	0	0	0	6
	Don Bessillieu	1979-81	1	0	0	1	0	0	6
	Glenn Blackwood	1979-87	1	0	0	1	0	0	6
	Tim Bowens	1994-04	1	0	0	1	0	0	6
	J.B. Brown	1989-96	1	0	0	1	0	0	6
	Malcolm Brown	2021	1	1	0	0	0	0	6
	Jacoby Brissett	2021	1	1	0	0	0	0	6
	Bob Brudzinski	1981-89	1	0	0	1	0	0	6
	Nick Buoniconti	1969-76	1	0	0	1	0	0	6
	Kevin Burnett	2011-12	1	0	0	1	0	0	6
	Brice Butler	2018	1	0	1	0	0	0	6
	Brett Carolan	1996	1	0	1	0	0	0	6
	Cris Carter	2002	1	0	1	0	0	0	6
	Joe Carter	1984-86	1	1	0	0	0	0	6
	Rick Casares	1966	1	0	1	0	0	0	6
	Jesse Chatman	2005, 2007	1	1	0	0	0	0	6
	Justin Coleman	2021	10	0	0	1	0	0	6
	Casey Cramer	2008	1	0	1	0	0	0	6
	Bill Cronin	1966	1	0	1	0	0	0	6
	Daunte Culpepper	2006	1	1	0	0	0	0	6
	Vontae Davis	2009-11	1	0	0	1	0	0	6
	Louis Delmas	2014	1	0	0	1	0	0	6
	Vern Den Herder	1971-82	1	0	1	0	0	0	6
	A.J. Derby	2017-18	1	0	1	0	0	0	6
	Leland Douglas	1987	1	0	1	0	0	0	6
	Bert Emanuel	2000	1	0	1	0	0	0	6
	Frank Emanuel	1966-69	1	0	0	1	0	0	6
	Tom Erlandson	1966-67	1	0	0	1	0	0	6
	David Fales	2017	1	1	0	0	0	0	6
	A.J. Feeley	2004-05	1	1	0	0	0	0	6
	Minkah Fitzpatrick	2018-19	1	0	0	1	0	0	6
	Cortland Finnegan	2014	1	0	0	1	0	0	6
	Isaiah Ford	2017-21	1	0	1	0	0	0	6
	Trent Gamble	2000-03	1	0	0	1	0	0	6
	Cookie Gilchrist	1966	1	0	1	0	0	0	6
	Kerry Glenn	1990-92	1	0	0	1	0	0	6
	Hunter Goodwin	1999-01	1	0	1	0	0	0	6
	Frank Gore	2018	1	0	1	0	0	0	6
	Vince Heflin	1982-85	1	0	1	0	0	0	6
	Will Heller	2005	1	0	1	0	0	0	6
	Renaldo Hill	2006-08	1	0	0	1	0	0	6
	Sean Hill	1994-96	1	0	0	1	0	0	6
	Trell Hooper	1987	1	0	0	1	0	0	6
	Steve Howell	1979-81	1	1	0	0	0	0	6
	Ricky Isom	1987	1	1	0	0	0	0	6



ALL-TIME LEADERS

SCORING								
PLAYER	YEARS	TD	TDR	TDP	TDRT	FG	PAT	PTS.
Calvin Jackson	1994-99	1	0	0	1	0	0	6
Vestee Jackson	1991-93	1	0	0	1	0	0	6
Pete Jaquess	1966-67	1	0	0	1	0	0	6
Greg Jennings	2015	1	0	1	0	0	0	6
Pat Johnson	1995	1	0	0	1	0	0	6
Dominique Jones	2016	1	0	1	0	0	0	6
Robert Jones	1998-00	1	0	0	1	0	0	6
Nate Kaeding	2012	0	0	0	0	1	3	6
Chuck Klingbeil	1991-95	1	0	0	1	0	0	6
Bernie Kosar	1994-96	1	1	0	0	0	0	6
Shaq Lawson	2020	1	0	0	1	0	0	6
Michael Lehan	2006-08	1	0	0	1	0	0	6
Charles Leigh	1971-74	1	1	0	0	0	0	6
David Lewis	1987	1	0	1	0	0	0	6
Phillip Merling	2008-11	1	0	0	1	0	0	6
Koa Misi	2010-17	1	0	0	1	0	0	6
Kenny Mixon	1998-01	1	0	0	1	0	0	6
Knowshawn Moreno	2014	1	1	0	0	0	0	6
Earl Morrall	1972-76	1	1	0	0	0	0	6
Cliff Odom	1990-93	1	0	0	1	0	0	6
Nick O'Leary	2018-19	1	0	1	0	0	0	6
Chad Pennington	2008-10	1	1	0	0	0	0	6
Brett Perriman	1997	1	0	1	0	0	0	6
Malcolm Perry	2020	1	0	1	0	0	0	6
Lousaka Polite	2008-10	1	1	0	0	0	0	6
Derrick Pope	2004-07	1	0	0	1	0	0	6
Willie Richardson	1970	1	0	1	0	0	0	6
Elandon Roberts	2021	1	0	0	1	0	0	6
John Roderick	1966-67	1	0	1	0	0	0	6
Eric Rowe	2019-20	1	0	0	1	0	0	6
Jake Scott	1970-75	1	0	0	1	0	0	6
Scott Secules	1989-92	1	1	0	0	0	0	6
Derrick Shelby	2012-15	1	0	0	1	0	0	6
Steve Slaton	2011	1	1	0	0	0	0	6
Gerald Small	1978-83	1	0	0	1	0	0	6
Willie Smith	1987	1	0	1	0	0	0	6
Brian Sochia	1986-91	1	0	0	1	0	0	6
Kory Sperry	2009	1	0	1	0	0	0	6
John Stofa	1966-67, 1969-70	1	1	0	0	0	0	6
John Tagliaferri	1987	1	1	0	0	0	0	6
Norris Thomas	1977-79	1	0	0	1	0	0	6
Thurman Thomas	2000	1	0	1	0	0	0	6
Bob Torrey	1979	1	1	0	0	0	0	6
Andrew Van Ginkel	2019-21	1	0	0	1	0	0	6
Oliver Vernon	2012-15	1	0	0	1	0	0	6
Frank Wainright	1995-98	1	0	1	0	0	0	6
Fulton Walker	1981-85	1	0	0	1	0	0	6
Willie West	1966-68	1	0	0	1	0	0	6
Jarvis Williams	1988-93	1	0	0	1	0	0	6
Robert Wilson	1994-96	1	0	1	0	0	0	6
Christian Wilkins	2019-21	1	0	1	0	0	0	6
Dick Wood	1966	1	1	0	0	0	0	6
325. Van Tiffin	1987	0	0	0	0	0	4	4
326. Charlie Anderson	2008-09	0	0	0	0	0	0	2*
Kevin Carter	2005-06	0	0	0	0	0	0	2*
Mike Charles	1983-86	0	0	0	0	0	0	2*
A.J. Duhe	1977-84	0	0	0	0	0	0	2*
Terrence Fede	2014-17	0	0	0	0	0	0	2*
William Fuller V	2021	0	0	0	0	0	0	2#
Larry Gordon	1976-82	0	0	0	0	0	0	2*
Jermaine Haley	2000-02	0	0	0	0	0	0	2*
Reggie Howard	2004-05	0	0	0	0	0	0	2*
Sammy Knight	2003-04	0	0	0	0	0	0	2*



ALL-TIME LEADERS

SCORING

PLAYER	YEARS	TD	TDR	TDP	TDRT	FG	PAT	PTS.
Senioris Perry	2017	0	0	0	0	0	0	2*
Don Reese	1974-76	0	0	0	0	0	0	2*
Cameron Wake	2009-18	0	0	0	0	0	0	2*
George Wilson	1966	0	0	0	0	0	0	2#

* — safety

— two point conversion

^ — defensive two point conversion

INTERCEPTIONS

	PLAYER	YEARS	NO.	YDS.	AVG.	LG	TD
1.	Jake Scott	1970-75	35	425	12.1	47	0
2.	Dick Anderson	1968-77	34	792	23.3	96t	3
3.	Sam Madison	1997-05	31	487	15.7	42	2
4.	Glenn Blackwood	1979-87	29	398	13.7	50	1
	Patrick Surtain	1998-04	29	298	10.3	43	2
6.	Xavien Howard	2016-21	25	217	8.7	39	1
7.	Louis Oliver	1989-93, 1995-96	24	569	23.7	103t	2
	Terrell Buckley	1995-99, 2003	24	425	17.7	91t	3
	William Judson	1982-89	24	368	15.3	61t	2
10.	Gerald Small	1978-83	23	378	16.4	46t	1
11.	Curtis Johnson	1970-78	22	190	8.6	34	0
	Tim Foley	1970-80	22	96	4.4	18	0
13.	Reshad Jones	2010-19	21	361	17.2	54	4
14.	Brock Marion	1998-03	20	431	21.6	100t	2
15.	Don McNeal	1980-89	18	163	9.1	30	2
16.	Zach Thomas	1996-07	17	170	10.0	34t	4
17.	J.B. Brown	1989-96	16	293	18.3	48	1
18.	Dick Westmoreland	1966-69	15	231	15.4	42	2
19.	Troy Vincent	1992-95	14	284	20.3	69	2
	Jarvis Williams	1988-93	14	216	15.4	42	1
	Lloyd Mumphord	1969-74	14	187	13.4	51	2
	Lyle Blackwood	1981-86	14	173	12.4	45	0
	Earnie Rhone	1975-84	14	110	7.9	16	0
24.	Brent Grimes	2013-15	13	202	15.5	94t	2
	Willie West	1966-68	13	180	13.8	32	0
	Paul Lankford	1982-91	13	89	6.8	44	0
27.	Charlie Babb	1972-79	12	141	11.8	36	0
	Brian Walker	1997-98, 2000-01	12	92	7.7	31	0
29.	Jimmy Warren	1966-69	11	247	22.5	70t	1
30.	Vontae Davis	2009-11	9	124	13.8	28	1
31.	Mike Kozlowski	1979-86	8	172	21.5	38t	2
	Larry Gordon	1976-82	8	121	15.1	36	0
	Bob Matheson	1971-79	8	111	13.9	34	0
	Jason Taylor	1997-07, 2009, 2011	8	110	13.8	51t	3
	Nick Buoniconti	1969-76	8	89	11.1	24	0
	Jason Allen	2006-10	8	41	5.1	17	0
37.	Sammy Knight	2003-04	7	130	18.6	70	0
	Norris Thomas	1977-79	7	115	16.4	53t	1
	Will Allen	2006-11	7	114	16.3	32t	1
	Bobby McCain	2015-20	7	78	11.1	32	0
	André Goodman	2006-08	7	76	10.9	55	0
42.	Renaldo Hill	2006-08	6	91	15.2	24	0
	Yeremiah Bell	2004-11	6	89	14.8	29	0
	Kim Bokamper	1977-85	6	55	9.2	24t	1
	John Bramlett	1967-68	6	49	8.2	22	0
46.	Bob Petrella	1966-71	5	104	20.8	33	0
	Kiko Alonso	2016-18	5	100	20.0	60t	1
	Bud Brown	1984-88	5	96	19.2	53	0
	Neal Colzie	1979	5	86	17.2	56	0
	Mike Kolen	1970-77	5	85	17.0	29	0
	Liffort Hobley	1987-93	5	61	12.2	22	0
	Fulton Walker	1981-85	5	61	12.2	30	0
	Arturo Freeman	2000-04	5	59	11.8	47	0



ALL-TIME LEADERS

INTERCEPTIONS						
PLAYER	YEARS	NO.	YDS.	AVG.	LG	TD
Sean Smith	2009-12	5	56	11.2	31	0
Bob Brudzinski	1981-89	5	46	9.2	19	0
Rick Volk	1977-78	5	42	8.4	24	0
Nolan Carroll	2010-13	5	25	5.0	24	0
Shawn Wooden	1996-99, 2001-04	5	25	5.0	15	0
Doug Swift	1970-75	5	17	3.4	12	0
Don Bessillieu	1979-81	5	13	2.6	12	0
Nik Needham	2019-21	5	24	4.8	23	0
62. Calvin Jackson	1994-99	4	105	26.3	61t	1
Lance Schulters	2005, 2007	4	78	19.5	37	0
Tom Erlandson	1966-67	4	68	17.0	37	1
Jimmy Wilson	2011-14	4	57	14.3	31	0
T.J. McDonald	2017-18	4	48	12.0	31	0
Frank Emanuel	1966-69	4	46	12.5	24	0
John Offerdahl	1986-93	4	44	11.0	28	0
Tim McKyer	1990	4	40	10.0	21	0
Randy Starks	2008-14	4	33	8.3	18	0
Chris Clemons	2009-13	4	29	7.3	29	0
Gene Atkins	1994-96	4	24	6.0	18	0
Mark Brown	1983-88	4	18	4.5	13	0
Michael Stewart	1994-96	4	11	2.8	11	0
Dimitri Patterson	2012-13	4	7	1.8	3	0
Tony Lippett	2015-17	4	0	0.0	0	0
77. Vestee Jackson	1991-93	3	63	21.0	30t	1
Eric Rowe	2019-21	3	61	20.3	35t	1
Ed Taylor	1979-82	3	55	18.3	44	0
Rodney Thomas	1988-90	3	52	17.3	48	0
Bryan Cox	1991-95	3	38	12.7	26	0
Travares Tillman	2005-07	3	38	12.7	22	0
Wahoo McDaniel	1966-68	3	35	11.7	20	0
Derrick Rodgers	1997-02	3	33	11.0	21	0
Jerry Wilson	1996-00	3	32	10.7	19	0
Travis Daniels	2005-07	3	31	10.3	29	0
Steve Towle	1975-80	3	30	10.0	16	0
Pete Jaquess	1966-67	3	27	9.0	27	1
A.J. Duhe	1977-84	3	18	6.0	11	0
Ed Weisacosky	1968-70	3	10	3.3	7	0
Aubrey Beavers	1994-95	3	8	2.7	8	0
Nate Jones	2008-09, 2011	3	0	0.0	0	0
Jerome Baker	2018-21	3	59	19.7	34	1
94. Minkah Fitzpatrick	2018-19	2	64	32.0	50t	1
Donovan Rose	1986-87	2	63	31.5	36	0
Bob Neff	1966-68	2	54	27.0	22	0
Rusty Chambers	1976-80	2	53	26.5	49	0
Dwight Hollier	1992-99	2	47	23.5	36	0
Walt Aikens	2014-19	2	43	21.5	43	0
Ken Ellis	1976	2	40	20.0	40	0
Bobby Harden	1990-93	2	39	19.5	22	0
Robert Sowell	1983-85, 1987	2	36	18.0	29	0
Steven Parker	2019	2	35	17.5	35	0
Bill Stanfill	1969-76	2	32	16.0	17t	2
Kerry Glenn	1990-92	2	31	15.5	31t	1
Jamar Fletcher	2001-03	2	30	15.0	30	0
Akin Ayodele	2008-09	2	29	14.5	17	0
Byron Maxwell	2016-17	2	29	14.5	27	0
Dannell Ellerbe	2013-14	2	25	12.5	16	0
Henry Stuckey	1972-74	2	25	12.5	21	0
George Teague	1997	2	25	12.5	23	0
Tyrone Culver	2008-09	2	24	12.0	23	0
Derrick Shelby	2012-15	2	24	12.0	22t	1
Joey Porter	2007-08	2	19	9.5	14	0
Isa Abdul-Quddus	2016	2	16	8.0	9	0



ALL-TIME LEADERS

INTERCEPTIONS						
PLAYER	YEARS	NO.	YDS.	AVG.	LG	TD
Tate Randle	1987	2	16	8.0	11	0
Byron Jones	2020-21	2	15	7.5	15	0
John McGeever	1966	2	15	7.5	15	0
Tom Beier	1967, 1969	2	14	7.0	7	0
Robert Jones	1998-00	2	14	7.0	14t	1
Trell Hooper	1987	2	11	5.5	11	0
Benny Sapp	2010-11	2	9	4.5	9	0
Jeris White	1974-76	2	4	2.0	4	0
Tyrone Braxton	1994	2	3	1.5	3	0
Chris Green	1991-94	2	0	0.0	0	0
Derrick Pope	2004-07	2	0	0.0	0	0
Justin Coleman	2021	2	0	0.0	0	0
Jevon Holland	2021	2	0	0.0	0	0
129. Elandon Roberts	2021	1	85	85.0	85t	1
Louis Delmas	2014	1	81	81.0	81t	1
Kenny Mixon	1998-01	1	56	56.0	56t	1
Marvin Mitchell	2011	1	55	55.0	55	0
Jay Brophy	1984-86	1	41	41.0	41	0
Jared Odrick	2010-14	1	39	39.0	39	0
Zack Bowman	2015	1	38	38.0	38	0
Kevin Burnett	2011-12	1	34	34.0	34t	1
Dean Brown	1970	1	32	32.0	32	0
Hugh Green	1985-91	1	28	28.0	28	0
Earl Faison	1966	1	26	26.0	26	0
Phillip Merling	2008-11	1	25	25.0	25t	1
Vern Den Herder	1971-82	1	24	24.0	24	0
Charles Cornelius	1977-78	1	21	21.0	21	0
Bob Bruggers	1966-68	1	20	20.0	20	0
Ralph Ortega	1979-80	1	17	17.0	13	0
Jordan Phillips	2015-18	1	17	17.0	17	0
Bacarri Rambo	2016	1	17	17.0	17	0
Ted Davis	1970	1	15	15.0	15	0
Karlos Dansby	2010-12	1	14	14.0	14	0
Rick Graf	1987-90	1	14	14.0	14	0
Shawn Lee	1990-91	1	14	14.0	14	0
Cameron Wake	2009-18	1	12	12.0	12	0
Mike Hull	2015-18	1	8	8.0	8	0
Christian Wilkins	2019-21	1	8	8.0	8	0
Richard Marshall	2012	1	7	7.0	7	0
Jackie Shipp	1984-88	1	7	7.0	7	0
Craig Veasey	1993-94	1	7	7.0	7	0
Vince Biegel	2019	1	7	7.0	7	0
Reggie Howard	2004-05	1	5	5.0	5	0
Eric Kumerow	1988-90	1	5	5.0	5	0
Alex Moyer	1985-86	1	4	4.0	4	0
Greg Jeffries	1999-00	1	3	3.0	3	0
Ryan Lewis	2019	1	3	3.0	3	0
Jack Rudolph	1966	1	3	3.0	3	0
Chris Singleton	1993-96	1	3	3.0	3	0
Brendon Ayanbadejo	2003-04	1	2	2.0	2	0
Larry Ball	1972-74, 1977-78	1	2	2.0	2	0
Mike Charles	1983-86	1	2	2.0	2	0
Channing Crowder	2005-10	1	2	2.0	2	0
Mike Reichenbach	1990-91	1	2	2.0	2	0
Randall Edmunds	1968-69	1	1	1.0	1	0
Bruce Alexander	1992-93	1	0	0.0	0	0
Bob Baumhower	1977-86	1	0	0.0	0	0
Tim Bowens	1994-04	1	0	0.0	0	0
Jeff Cross	1989-95	1	0	0.0	0	0
Scott Galyon	2000-02	1	0	0.0	0	0
Jermaine Haley	2000-02	1	0	0.0	0	0
Neville Hewitt	2015-17	1	0	0.0	0	0



ALL-TIME LEADERS

INTERCEPTIONS

PLAYER	YEARS	NO.	YDS.	AVG.	LG	TD
Sean Hill	1994-96	1	0	0.0	0	0
Mack Lamb	1967-68	1	0	0.0	0	0
Chris Lammons	2019	1	0	0.0	0	0
Michael Lehan	2006-08	1	0	0.0	0	0
Darrell Malone	1992-94	1	0	0.0	0	0
Brice McCain	2015	1	0	0.0	0	0
Cliff Odom	1990-93	1	0	0.0	0	0
Muhammad Oliver	1994	1	0	0.0	0	0
Jamal Perry	2019-21	1	0	0.0	0	0
Vern Roberson	1977	1	0	0.0	0	0
Bryant Salter	1976	1	0	0.0	0	0
Terrance Shaw	2000	1	0	0.0	0	0
Donnie Spragan	2005-07	1	0	0.0	0	0
R.J. Stanford	2012-14	1	0	0.0	0	0
Michael Thomas	2013-17	1	0	0.0	0	0
Reggie Torbor	2008-09	1	0	0.0	0	0
Jason Trusnik	2011-14	1	0	0.0	0	0
Jay Williams	2002-04	1	0	0.0	0	0
Jeff Zgonina	2003-06	1	0	0.0	0	0
Daryl Gardener	1996-01	1	-1	-1.0	-1	0

SACKS

PLAYER	YEARS	NO
1. Jason Taylor	1997-2007, 2009, 2011	131.0
2. Cameron Wake	2009-18	98.0
3. Bill Stanfill	1969-76	69.5
4. Doug Betters	1978-87	65.5
5. Vern Den Herder	1971-82	64.0
6. Jeff Cross	1988-95	59.5
7. Trace Armstrong	1995-2000	56.5
8. Bob Baumhower	1977-86	39.5
Kim Bokamper	1977-85	39.5
10. A.J. Duhe	1977-84	38.5

KICKOFF RETURNS (Yards)

PLAYER	YEARS	NO.	YDS.	AVG.	LG	TD
1. Wes Welker	2004-06	166	3,756	22.6	95t	1
2. Ted Ginn, Jr.	2007-09	147	3,386	23.0	101t	2
3. Mercury Morris	1969-75	111	2,947	26.5	105t	3
4. Fulton Walker	1981-85	123	2,944	23.9	90t	1
5. Brock Marion	1998-03	107	2,517	23.5	93	0
6. Jakeem Grant Sr.	2016-21	89	2,206	24.8	102t	2
7. O.J. McDuffie	1993-01	92	2,103	22.9	48	0
8. Irving Spikes	1994-97	89	2,058	23.1	59	0
9. Lorenzo Hampton	1985-89	96	2,025	21.1	46	0
10. Marcus Thigpen	2012-13	77	1,910	24.8	96t	1

PUNT RETURNS (Yards)

PLAYER	YEARS	NO.	FC	YDS.	AVG.	LG	TD
1. Jake Scott	1970-75	127	55	1,330	10.5	77t	1
2. Wes Welker	2004-06	127	64	1,232	9.7	71	0
3. Davone Bess	2008-12	115	85	1,196	10.4	47	0
4. O.J. McDuffie	1993-01	127	91	1,127	8.9	72t	2
5. Jakeem Grant Sr.	2016-21	101	28	978	9.7	88t	3
6. Tom Vigorito	1981-85	79	22	830	10.5	87t	2
7. Freddie Solomon	1975-77	71	5	810	11.4	79t	2
8. Jarvis Landry	2014-17	89	53	804	9.0	69t	1
9. Scott Schwedes	1987-90	75	18	732	9.8	70t	1
10. Jeff Ogden	2000-01	51	22	700	13.7	81t	1



TOP 20 SEASON LEADERS

RUSHING YARDS

NAME	YEAR	YARDS
1. Ricky Williams	2002	1,853
2. Ricky Williams	2003	1,372
3. Jay Ajayi	2016	1,272
4. Delvin Williams	1978	1,258
5. Lamar Smith	2000	1,139
6. Ricky Williams	2009	1,121
7. Larry Csonka	1972	1,117
8. Karim Abdul-Jabbar	1996	1,116
9. Lamar Miller	2014	1,099
10. Reggie Bush	2011	1,086
11. Larry Csonka	1971	1,051
12. Ronnie Brown	2006	1,008
13. Larry Csonka	1973	1,003
14. Mercury Morris	1972	1,000
15. Reggie Bush	2012	986
16. Lamar Smith	2001	968
17. Karim Abdul-Jabbar	1998	960
18. Mercury Morris	1973	954
19. Ronnie Brown	2008	916
20. Mark Higgs	1992	915

PASSING YARDS

NAME	YEAR	YARDS
1. Dan Marino	1984	5,084
2. Dan Marino	1986	4,746
3. Dan Marino	1994	4,453
4. Dan Marino	1988	4,434
5. Ryan Tannehill	2015	4,208
6. Dan Marino	1985	4,137
7. Dan Marino	1992	4,116
8. Ryan Tannehill	2014	4,045
9. Dan Marino	1989	3,997
10. Dan Marino	1991	3,970
11. Ryan Tannehill	2013	3,913
12. Dan Marino	1997	3,780
13. Dan Marino	1995	3,668
14. Chad Pennington	2008	3,653
15. Dan Marino	1990	3,563
16. Ryan Fitzpatrick	2019	3,529
17. Dan Marino	1998	3,497
18. Chad Henne	2010	3,301
19. Ryan Tannehill	2012	3,294
20. Jay Fiedler	2001	3,248

PASSING TOUCHDOWNS

NAME	YEAR	TDs
1. Dan Marino	1984	48
2. Dan Marino	1986	44
3. Dan Marino	1985	30
Dan Marino	1994	30
5. Dan Marino	1988	28
6. Ryan Tannehill	2014	27
7. Dan Marino	1987	26
8. Dan Marino	1991	25
9. Dan Marino	1989	24
Dan Marino	1992	24
Dan Marino	1995	24
Ryan Tannehill	2013	24
Ryan Tannehill	2015	24
14. Dan Marino	1998	23
15. Bob Griese	1977	22
16. Bob Griese	1968	21
Dan Marino	1990	21
18. Dan Marino	1983	20
Jay Fiedler	2001	20
Ryan Fitzpatrick	2019	20

RECEPTIONS

NAME	YEAR	REC
1. Jarvis Landry	2017	112
2. Jarvis Landry	2015	110
3. Jarvis Landry	2016	94
4. O.J. McDuffie	1998	90
5. Mark Clayton	1988	86
Brandon Marshall	2010	86
7. Jarvis Landry	2014	84
8. Chris Chambers	2005	82
9. Brandon Marshall	2011	81
10. Davone Bess	2010	79
11. Jaylen Waddle	2021	77
12. O.J. McDuffie	1997	76
Davone Bess	2009	76
Brian Hartline	2013	76
15. Terry Kirby (RB)	1993	75
16. O.J. McDuffie	1996	74
Brian Hartline	2012	74
18. Mark Clayton	1984	73
Irving Fryar	1994	73
Randy McMichael (TE)	2004	73
Mike Wallace	2013	73



TOP 20 SEASON LEADERS

RECEIVING YARDS

NAME	YEAR	YARDS
1. Mark Clayton	1984	1,389
2. Mark Duper	1986	1,313
3. Mark Duper	1984	1,306
4. Irving Fryar	1994	1,270
5. Brandon Marshall	2011	1,214
6. DeVante Parker	2019	1,202
7. Jarvis Landry	2015	1,157
8. Mark Clayton	1986	1,150
9. Jarvis Landry	2016	1,136
10. Mark Clayton	1988	1,129
11. Chris Chambers	2005	1,118
12. Mark Duper	1991	1,085
13. Brian Hartline	2012	1,083
14. Mark Clayton	1991	1,053
15. O.J. McDuffie	1998	1,050
16. Tony Martin	1999	1,037
17. Brian Hartline	2013	1,016
18. Brandon Marshall	2010	1,014
19. Mark Clayton	1989	1,011
20. Irving Fryar	1993	1,010

POINTS

NAME	YEAR	POINTS
1. Olindo Mare	1999	144
Jason Sanders	2020	144
3. Caleb Sturgis	2014	128
4. Pete Stoyanovich	1992	124
5. Pete Stoyanovich	1991	121
6. Pete Stoyanovich	1995	118
7. Garo Yepremian	1971	117
Olindo Mare	1997	117
Olindo Mare	2000	117
10. Fuad Reveiz	1985	116
11. Garo Yepremian	1972	115
Dan Carpenter	2010	115
13. Olindo Mare	2002	114
14. Garo Yepremian	1973	113
Dan Carpenter	2011	113
16. Dan Carpenter	2009	112
17. Caleb Sturgis	2013	111
18. Uwe von Schamann	1981	109
Pete Stoyanovich	1993	109
20. Mark Clayton (WR)	1984	108
Olindo Mare	2005	108

SACKS

NAME	YEAR	SACKS
1. Bill Stanfill	1973	18.5
Jason Taylor	2002	18.5
3. Joey Porter	2008	17.5
4. Trace Armstrong	2000	16.5
5. Doug Betters	1983	16.0
6. Adewale Ogundeye	2003	15.0
Cameron Wake	2012	15.0
8. Jason Taylor	2000	14.5
9. Doug Betters	1984	14.0
Bryan Cox	1992	14.0
Cameron Wake	2010	14.0
12. Jason Taylor	2006	13.5
13. Jason Taylor	2003	13.0

14. Trace Armstrong	1996	12.0
Jason Taylor	2005	12.0
16. Jeff Cross	1990	11.5
Olivier Vernon	2013	11.5
Cameron Wake	2014	11.5
Cameron Wake	2016	11.5
20. Mel Branch	1968	11.0
Vern Den Herder	1975	11.0
Jason Taylor	2007	11.0

TACKLES

NAME	YEAR	TACKLES
1. Steve Towle	1976	217
2. Zach Thomas	2002	195
3. Zach Thomas	2003	184
4. Zach Thomas	1996	180
Zach Thomas	2001	180
6. Rusty Chambers	1979	178
7. Earnie Rhone	1981	171
8. Zach Thomas	2004	168
9. Zach Thomas	1999	167
10. Zach Thomas	2005	166
11. Zach Thomas	2006	165
12. Steve Towle	1975	164
13. Nick Buoniconti	1973	162
14. Zach Thomas	1998	160
15. Rusty Chambers	1978	151
16. Zach Thomas	1997	149
17. Bryan Cox	1994	147
18. Nick Buoniconti	1972	146
Bob Baumhower	1979	146
20. Nick Buoniconti	1970	145

INTERCEPTIONS

NAME	YEAR	INTs
1. Dick Westmoreland	1967	10
Xavien Howard	2020	10
3. Willie West	1966	8
Dick Anderson	1968	8
Dick Anderson	1970	8
Dick Anderson	1973	8
Jake Scott	1974	8
Terrell Buckley	1998	8
Sam Madison	1998	8
10. Jake Scott	1971	7
Gerald Small	1980	7
Sam Madison	1999	7
Brian Walker	2000	7
Patrick Surtain	2003	7
Xavien Howard	2018	7
16. Jake Scott	1975	6
Tim Foley	1978	6
William Judson	1983	6
Glenn Blackwood	1984	6
Glenn Blackwood	1985	6
Terrell Buckley	1996	6
Patrick Surtain	2002	6



DOLPHINS OUTSTANDING PERFORMANCES

GAMES OF 300+ PASSING YARDS

PLAYER	DATE	OPPONENT	ATT.	COMP.	YDS.	TD	INT.	LG
Dan Marino	10/23/88	N.Y. JETS	60	35	521	3	5	56
Dan Marino	9/4/94	NEW ENGLAND	42	23	473	5	1	64t
Dan Marino	12/2/84	L.A. RAIDERS	57	35	470	4	2	64
Dan Marino	10/1/95	at Cincinnati	48	33	450	2	1	58
Dan Marino	9/21/86	at N.Y. Jets	50	30	448	6	2	46t
Dan Marino	9/25/94	at Minnesota	54	29	431	3	3	43
Ryan Tannehill	9/30/12	at Arizona	41	26	431	1	2	80t
Dan Marino	9/30/84	at St. Louis	36	24	429	3	0	51
Dan Marino	9/24/89	N.Y. JETS	55	33	427	3	2	43t
Dan Marino	11/4/84	at N.Y. Jets	42	23	422	2	2	54
* Dan Marino	12/30/95	at Buffalo	64	33	422	2	3	45t
* Dan Marino	1/6/85	PITTSBURGH	32	21	421	4	1	41
Ryan Fitzpatrick	12/22/19	CINCINNATI	52	31	419	4	1	51
Chad Henne	9/12/11	New England	49	30	416	2	1	31
Joey Harrington	10/22/06	GREEN BAY	62	33	414	2	3	44
David Woodley	10/25/81	at Dallas	37	21	408	3	5	69t
Dan Marino	12/9/84	at Indianapolis	41	29	404	4	1	42
Dan Marino	11/16/86	at Buffalo	54	39	404	4	0	39
Dan Marino	12/12/88	CLEVELAND	50	30	404	4	3	46
* Don Strock	1/2/82	SAN DIEGO	43	29	403	4	1	50t
Dan Marino	12/14/86	at L.A. Rams	46	29	403	5	1	69t
Ryan Tannehill	12/21/14	MINNESOTA	47	35	396	4	1	41
Dan Marino	12/20/87	WASHINGTON	50	22	393	3	1	59t
Dan Marino	10/10/99	at Indianapolis	38	25	393	2	0	62
Dan Marino	9/29/85	at Denver	43	25	390	3	0	73
Dan Marino	11/23/97	at New England	60	38	389	0	3	27
Ryan Tannehill	9/18/16	at New England	45	32	387	2	2	33
Brock Osweiler	10/14/18	CHICAGO	44	28	380	3	2	75t
Dan Marino	12/13/87	at Philadelphia	39	25	376	3	1	54
Dan Marino	10/12/97	at N.Y. Jets	38	27	372	2	0	36t
Bernie Kosar	10/15/95	at New Orleans	42	29	368	3	2	31t
Dan Marino	12/9/90	PHILADELPHIA	54	27	365	2	0	37
Steve DeBerg	12/5/93	N.Y. Giants	41	26	365	1	2	44
Ryan Fitzpatrick	12/1/19	PHILADELPHIA	39	27	365	3	1	43t
Chad Henne	9/26/10	N.Y. JETS	44	26	363	2	1	40
Dan Marino	11/10/85	N.Y. JETS	37	21	362	3	3	60
Tua Tagovailoa	1/3/21	at Buffalo	58	35	361	1	3	31
Gus Ferrotte	11/13/05	NEW ENGLAND	47	25	360	2	1	47
Dan Marino	11/6/88	at New England	51	29	359	1	2	32
Dan Marino	11/12/89	at N.Y. Jets	34	18	359	3	2	78t
Dan Marino	11/27/94	at N.Y. Jets	44	31	359	4	2	28t
Ryan Tannehill	9/20/15	at Jacksonville	44	30	359	2	0	48
Dan Marino	10/25/92	INDIANAPOLIS	45	25	355	2	3	48t
Dan Marino	12/21/98	DENVER	38	23	355	4	1	56t
Dan Marino	11/27/88	at N.Y. Jets	35	17	353	5	0	80t
Ryan Tannehill	11/29/15	at N.Y. Jets	58	33	351	3	1	40
Ryan Tannehill	1/3/16	NEW ENGLAND	38	25	350	2	0	46
Ryan Fitzpatrick	10/11/20	at San Francisco	28	22	350	3	0	70
Bob Griese	11/20/78	at Houston	33	23	349	2	1	47
Chad Henne	12/20/09	at Tennessee	46	29	349	1	3	57
Ryan Tannehill	12/14/14	at New England	47	29	346	1	2	50
Dan Marino	12/8/85	at Green Bay	44	30	345	5	1	61
Scott Mitchell	10/31/93	KANSAS CITY	33	22	344	3	0	77t
Steve DeBerg	12/13/93	PITTSBURGH	44	27	344	1	2	47
Dan Marino	12/3/95	ATLANTA	50	35	343	2	2	32
Chad Pennington	11/23/08	NEW ENGLAND	41	24	341	3	1	46
Dan Marino	12/17/84	DALLAS	40	23	340	4	2	63
Dan Marino	12/24/89	KANSAS City	47	28	339	3	1	35
Dan Marino	11/18/84	at San Diego	41	28	338	2	1	32
Dan Marino	10/12/86	BUFFALO	41	24	337	1	1	39
Chad Henne	12/6/09	NEW ENGLAND	52	29	335	2	1	29
Dan Marino	10/22/89	GREEN BAY	37	24	333	2	2	61



DOLPHINS OUTSTANDING PERFORMANCES

GAMES OF 300+ PASSING YARDS								
PLAYER	DATE	OPPONENT	ATT.	COMP.	YDS.	TD	INT.	LG
Dan Marino	11/12/95	NEW ENGLAND	37	27	333	2	2	31t
Dan Marino	11/1/87	PITTSBURGH	31	25	332	4	2	50t
Ryan Tannehill	12/11/13	at N.Y. Jets	43	28	331	2	1	31t
Dan Marino	11/17/85	at Indianapolis	37	22	330	1	0	42
Dan Marino	9/15/85	INDIANAPOLIS	48	29	329	2	0	26
Dan Marino	10/16/88	SAN DIEGO	45	26	329	1	0	51
Ryan Tannehill	12/27/15	INDIANAPOLIS	38	26	329	0	1	49
Tua Tagovailoa	10/17/21	at Jacksonville	47	33	329	2	1	32
Jay Fiedler	12/28/03	N.Y. JETS	29	21	328	1	1	59
Ryan Fitzpatrick	9/20/20	BUFFALO	47	31	328	2	0	27
Bob Griese	9/14/69	at Cincinnati	39	19	327	1	2	50
Dan Marino	11/18/91	BUFFALO	42	23	326	2	2	41
Dan Marino	9/7/97	TENNESSEE	43	24	324	0	0	50
* Dan Marino	1/12/91	at Buffalo	49	23	323	3	2	64t
Dan Marino	10/12/98	at Jacksonville	49	30	323	2	1	28
Ryan Fitzpatrick	11/17/19	BUFFALO	45	32	323	0	0	50
Don Strock	12/15/79	N.Y. JETS	41	26	322	1	2	38
Dan Marino	10/9/83	BUFFALO	29	19	322	3	2	63
Dan Marino	9/14/92	at Cleveland	35	25	322	1	0	47
Dan Marino	12/27/99	N.Y. JETS	52	29	322	3	3	32t
Chad Henne	12/27/09	HOUSTON	55	35	322	1	1	35
Dan Marino	10/14/84	HOUSTON	32	25	321	3	0	32
Dan Marino	10/6/91	at New England	38	25	321	2	0	34
Dan Marino	11/16/92	BUFFALO	33	22	321	2	1	55
Dan Marino	12/13/98	N.Y. JETS	57	30	321	1	1	31
Dan Marino	12/27/98	at Atlanta	36	21	320	1	2	50
Jay Fiedler	12/22/01	at New England	37	21	320	1	0	44
Ryan Fitzpatrick	12/29/19	at New England	41	28	320	1	0	28
Ryan Tannehill	9/15/13	at Indianapolis	34	23	319	1	0	67
Ryan Tannehill	9/25/16	Cleveland	39	25	319	3	2	42t
** Dan Marino	1/20/85	vs. San Francisco	50	29	318	1	2	30
Trent Green	9/23/07	at N.Y. Jets	36	23	318	1	1	43
Dan Marino	10/21/84	at New England	39	24	316	4	1	28
Tua Tagovailoa	12/13/20	KANSAS CITY	48	28	316	2	1	29t
Cleo Lemon	12/16/07	BALTIMORE	39	23	315	1	0	64t
Ryan Fitzpatrick	10/4/20	SEATTLE	45	29	315	0	2	26
Chad Pennington	10/26/08	BALTIMORE	30	22	314	1	0	64
Dan Marino	12/5/99	INDIANAPOLIS	38	24	313	3	1	33t
Dan Marino	11/20/94	at Pittsburgh	45	31	312	1	1	45
Ryan Tannehill	12/15/13	NEW ENGLAND	37	25	312	3	0	39t
Dan Marino	9/2/84	at Washington	28	21	311	5	0	74
Dan Marino	12/4/94	BUFFALO	42	25	311	3	3	45t
Jay Cutler	11/5/17	Oakland	42	34	311	3	0	27
Dan Marino	12/7/97	DETROIT	39	24	310	2	1	27t
Jay Fiedler	9/29/02	at Kansas City	45	29	310	1	4	38
Ryan Tannehill	11/24/13	CAROLINA	42	28	310	1	1	57
David Woodley	9/27/81	at Baltimore	30	19	309	2	0	48
John Stofa	12/18/66	HOUSTON	38	22	307	4	2	48t
Dan Marino	12/1/91	TAMPA BAY	32	20	307	2	0	51
Chad Henne	11/28/10	at Oakland	30	17	307	2	1	57t
Ryan Tannehill	10/6/13	BALTIMORE	40	21	307	1	0	49
Ryan Tannehill	11/8/15	at Buffalo	35	26	307	0	0	46
Bob Griese	10/17/76	KANSAS CITY	35	25	306	1	2	39
Chad Henne	10/4/10	NEW ENGLAND	38	28	305	2	3	28t
Dan Marino	12/4/88	INDIANAPOLIS	32	26	304	3	1	55
Dan Marino	11/30/86	ATLANTA	40	20	303	2	4	54t
Dan Marino	10/25/87	BUFFALO	36	24	303	4	0	25t
A.J. Feeley	12/5/04	BUFFALO	51	25	303	3	5	36
Dan Marino	10/20/85	TAMPA BAY	39	27	302	3	1	42
Dan Marino	9/28/86	SAN FRANCISCO	46	27	301	1	4	24
Dan Marino	12/10/89	NEW ENGLAND	32	21	300	0	1	36
Ryan Tannehill	10/29/15	at New England	44	28	300	0	2	29



DOLPHINS OUTSTANDING PERFORMANCES

GAMES OF 100+ RECEIVING YARDS

PLAYER	DATE	OPPONENT	NO.	YDS.	TD	LG
Brian Hartline	9/30/12	at Arizona	12	253	1	80t
Chris Chambers	12/4/05	BUFFALO	15	238	1	57
Mark Duper	11/10/85	N.Y. JETS	8	217	2	60t
Irving Fryar	9/4/94	NEW ENGLAND	5	211	3	54t
Nat Moore	10/4/81	N.Y. JETS	7	210	2	52
Mark Duper	10/9/83	BUFFALO	7	202	2	63
Duriel Harris	10/28/79	GREEN BAY	10	180	1	37t
Kenny Stills	11/19/17	TAMPA BAY	7	180	1	61t
Mark Duper	9/2/84	at Washington	6	178	2	74t
Mark Clayton	12/2/84	L.A. RAIDERS	9	177	2	64t
Ted Ginn, Jr.	10/26/08	BUFFALO	7	175	0	64
Mark Clayton	9/21/86	at N.Y. Jets	8	174	1	42
Mark Duper	9/23/84	INDIANAPOLIS	7	173	2	80t
Mark Duper	12/20/87	WASHINGTON	6	170	3	59t
Tony Martin	10/10/99	at Indianapolis	10	166	1	40
Brandon Marshall	9/26/10	N.Y. JETS	10	166	1	40
Duriel Harris	10/25/81	at Dallas	6	165	0	45
Jarvis Landry	11/29/15	at N.Y. Jets	13	165	1	40
Jimmy Cefalo	10/25/81	at Dallas	5	164	1	69t
Mark Duper	9/30/84	at St. Louis	8	164	0	51
Bo Roberson	12/4/66	at Denver	6	161	0	71
Irving Fryar	9/25/94	at Minnesota	6	160	0	43
DeVante Parker	12/1/19	PHILADELPHIA	7	159	2	43t
Paul Warfield	11/14/71	PITTSBURGH	3	158	3	86t
Mark Duper	11/4/84	at N.Y. Jets	7	155	0	54
Albert Wilson	10/14/18	CHICAGO	6	155	2	75t
Mark Duper	9/21/86	at N.Y. Jets	7	154	2	46t
* O.J. McDuffie	12/30/95	at Buffalo	11	154	1	31
Mark Clayton	10/23/88	N.Y. JETS	10	153	2	45t
Oronde Gadsden	12/27/98	at Atlanta	9	153	0	50
Chris Chambers	12/28/03	N.Y. JETS	9	153	1	24
Mark Clayton	12/17/84	DALLAS	4	150	3	63t
* Mark Duper	1/6/85	PITTSBURGH	5	148	2	41t
Terry Kirby	12/19/93	Buffalo	9	148	1	30t
Paul Warfield	9/19/71	at Denver	6	146	1	36
Chris Chambers	1/2/05	at Baltimore	4	146	1	76t
Duriel Harris	11/8/81	at New England	8	145	0	55
Mark Duper	12/14/86	at L.A. Rams	5	145	3	69t
Nat Moore	12/17/77	BUFFALO	5	144	1	67
Mark Clayton	9/30/84	at St. Louis	5	143	1	42
Mark Clayton	9/7/86	at San Diego	5	143	2	49t
Brandon Marshall	12/24/11	at New England	6	143	1	47
Otto Stowe	11/27/72	ST. LOUIS	6	140	2	37t
* Paul Warfield	12/25/71	at Kansas City	7	140	0	42
Paul Warfield	11/17/74	BUFFALO	4	139	1	54
Fred Barnett	12/8/96	N.Y. GIANTS	4	139	0	66
Brandon Marshall	9/12/11	New England	7	139	0	31
Mark Clayton	9/1/91	at Buffalo	6	138	2	43t
Chris Chambers	12/15/02	OAKLAND	7	138	0	40
Patrick Cobbs	10/12/08	at Houston	3	138	2	80t
O.J. McDuffie	10/27/97	CHICAGO	7	137	0	55
DeVante Parker	12/29/19	at New England	8	137	0	28
Jaylen Waddle	11/28/21	CAROLINA	9	137	1	57
Lamar Thomas	12/21/98	DENVER	6	136	3	56t
O.J. McDuffie	9/7/97	TENNESSEE	8	135	0	50
Jarvis Landry	9/18/16	at New England	10	135	0	33
Kenny Stills	12/9/18	NEW ENGLAND	8	135	1	43
DeVante Parker	11/17/19	BUFFALO	7	135	0	50
Mark Duper	10/30/83	L.A. RAMS	7	134	1	46t
Mark Duper	12/9/91	CINCINNATI	7	134	1	43t
DeVante Parker	10/25/18	at Houston	6	134	0	46
Paul Warfield	12/10/72	at N.Y. Giants	4	132	1	44
Mark Duper	10/23/88	N.Y. JETS	6	132	0	56



DOLPHINS OUTSTANDING PERFORMANCES

GAMES OF 100+ RECEIVING YARDS

PLAYER	DATE	OPPONENT	NO.	YDS.	TD	LG
O.J. McDuffie	11/8/98	INDIANAPOLIS	9	132	2	61t
Mike Gesicki	9/20/20	BUFFALO	8	130	1	27
Mark Duper	10/15/89	at Cincinnati	5	129	0	41
Davone Bess	11/25/12	Seattle	7	129	0	39
Bo Roberson	9/18/66	at Buffalo	5	128	1	54t
Marlin Briscoe	11/12/72	NEW ENGLAND	4	128	2	51t
Mark Clayton	12/3/89	at Kansas City	9	128	1	47
Chris Chambers	10/24/04	ST. LOUIS	3	128	1	71t
Duriel Harris	10/9/77	at Baltimore	4	127	0	47
Nat Moore	9/30/79	at N.Y. Jets	8	127	1	36
Mark Clayton	12/9/84	at Indianapolis	9	127	1	32
Brandon Marshall	10/17/10	at Green Bay	10	127	0	23
Brian Hartline	12/1/13	at N.Y. Jets	9	127	1	31t
Mike Wallace	11/24/13	CAROLINA	5	127	1	57
Jack Clancy	12/3/67	at Houston	7	126	1	44t
* Paul Warfield	1/2/72	BALTIMORE	2	125	1	75t
Mark Clayton	11/12/89	at N.Y. Jets	4	125	1	78t
Mark Duper	10/7/90	N.Y. JETS	5	125	2	69t
Howard Twilley	11/3/68	at San Diego	7	124	1	38
Nat Moore	10/10/76	at Baltimore	3	124	1	67t
Chris Chambers	12/22/01	at New England	7	124	0	44
Mark Duper	9/13/87	at New England	9	123	2	26
Oronde Gadsden	10/10/99	at Indianapolis	4	123	1	62
Marty Booker	10/10/04	at New England	7	123	0	45
Davone Bess	9/30/12	at Arizona	7	123	0	21
Paul Warfield	10/10/70	at N.Y. Jets	5	122	1	40
Mark Clayton	11/3/85	at New England	7	122	0	39
Mark Clayton	10/29/89	at Buffalo	7	122	1	44t
Mel Baker	12/15/74	NEW ENGLAND	4	121	2	46t
Nat Moore	9/23/79	CHICAGO	5	121	0	36
Mark Duper	11/20/83	BALTIMORE	5	121	1	85t
O.J. McDuffie	10/20/96	at Philadelphia	7	121	2	36
Chris Chambers	12/11/05	at San Diego	8	121	2	35t
Chris Chambers	12/3/06	JACKSONVILLE	8	121	0	46
Paul Warfield	10/3/70	OAKLAND	3	120	2	54t
Tony Nathan	9/29/85	at Denver	10	120	0	73
Tony Martin	9/10/00	at Minnesota	6	120	0	44
Rishard Matthews	11/11/13	at Tampa Bay	11	120	2	19t
Jarvis Landry	9/25/16	Cleveland	7	120	1	42t
Duriel Harris	11/18/79	at Cleveland	4	119	0	51
Fred Banks	12/10/89	NEW ENGLAND	6	119	0	36
Oronde Gadsden	10/23/00	at N.Y. Jets	7	119	0	29
DeVante Parker	11/29/20	at N.Y. Jets	8	119	0	25
Tony Nathan	9/28/80	NEW ORLEANS	7	118	0	22
Mark Duper	10/16/88	SAN DIEGO	7	118	1	51
Fred Banks	12/12/88	CLEVELAND	6	118	0	46
* O.J. McDuffie	1/9/99	at Denver	9	118	0	23
Tony Martin	10/17/99	at New England	7	118	1	69t
Chris Chambers	9/7/03	HOUSTON	7	118	2	57t
Duriel Harris	9/9/79	SEATTLE	5	117	0	51
* Mark Duper	12/31/83	SEATTLE	9	117	1	32t
Ferrell Edmunds	11/27/88	at N.Y. Jets	2	117	1	80t
Mark Ingram	11/27/94	at N.Y. Jets	9	117	4	28t
Davone Bess	12/6/09	NEW ENGLAND	10	117	1	19
Duriel Harris	11/12/76	BALTIMORE	5	116	0	44
Duriel Harris	11/25/79	at Baltimore	7	116	2	31t
Mark Clayton	11/27/88	at N.Y. Jets	7	116	2	31t
Oronde Gadsden	11/25/01	at Buffalo	8	116	0	42
DeVante Parker	1/3/21	at Buffalo	7	116	0	31
Mark Duper	11/30/86	ATLANTA	4	115	1	54t
Marty Booker	11/23/06	at Detroit	7	115	2	48
Mike Wallace	9/15/13	at Indianapolis	9	115	1	34
Rishard Matthews	9/20/15	at Jacksonville	6	115	0	48



DOLPHINS OUTSTANDING PERFORMANCES

GAMES OF 100+ RECEIVING YARDS

PLAYER	DATE	OPPONENT	NO.	YDS.	TD	LG
Mike Gesicki	10/17/21	at Jacksonville	8	115	0	32
Jack Clancy	11/19/67	at Oakland	8	114	0	39
Nat Moore	9/25/77	at San Francisco	3	114	2	73t
Duriel Harris	11/30/81	PHILADELPHIA	9	114	1	39
* Tony Nathan	1/2/82	SAN DIEGO	9	114	1	32
Freddie Solomon	12/5/76	BUFFALO	5	114	1	53t
* Tony Nathan	1/6/85	PITTSBURGH	8	114	0	30
Oronde Gadsden	1/2/00	at Washington	9	114	1	26
Brian Hartline	9/8/13	at Cleveland	9	114	1	34t
Charles Clay	12/21/14	MINNESOTA	6	114	0	41
Joe Auer	9/17/67	DENVER	2	113	1	68t
Marlin Briscoe	9/15/74	at New England	9	113	1	20
Nat Moore	11/2/75	at Chicago	4	113	1	79t
Mark Duper	9/24/89	N.Y. JETS	6	113	0	26
* Mark Duper	1/12/91	at Buffalo	3	113	1	64t
Irving Fryar	11/20/94	at Pittsburgh	6	113	0	45
Irving Fryar	9/10/95	at New England	3	113	2	67t
Chris Chambers	11/11/01	at Indianapolis	3	113	2	74t
Rishard Matthews	9/27/15	BUFFALO	6	113	2	46t
Irving Fryar	11/13/94	CHICAGO	9	112	0	21
James McKnight	11/24/02	SAN DIEGO	3	111	1	77
Davone Bess	11/28/10	at Oakland	6	111	0	29
Greg Camarillo	11/2/08	at Denver	11	111	0	23
Brian Hartline	9/16/12	Oakland	9	111	0	21
Jarvis Landry	12/27/15	Indianapolis	7	111	0	26
DeVante Parker	12/22/19	CINCINNATI	5	111	1	51
Frank Jackson	12/18/66	HOUSTON	4	110	1	48t
Mark Clayton	10/7/84	at Pittsburgh	5	110	0	33
Mark Duper	11/2/86	HOUSTON	2	110	1	85t
Jim Jensen	11/6/88	at New England	12	110	0	17
Scott Schwedes	12/18/88	at Pittsburgh	4	110	0	42
Tony Martin	10/4/93	Washington	4	110	1	80t
Irving Fryar	12/4/94	BUFFALO	5	110	2	45t
Irving Fryar	9/3/95	N.Y. JETS	5	110	2	50t
O.J. McDuffie	11/23/97	at New England	9	110	0	27
Marty Booker	10/22/06	GREEN BAY	7	110	1	40
Greg Camarillo	12/13/09	at Jacksonville	7	110	0	24
Jarvis Landry	9/20/15	at Jacksonville	8	110	0	36
DeVante Parker	10/4/20	SEATTLE	10	110	0	21
Jim Kiick	10/26/69	BUFFALO	3	109	1	53t
Duriel Harris	9/11/83	NEW ENGLAND	4	109	1	64t
Nat Moore	9/29/85	at Denver	5	109	1	69t
Mark Clayton	10/19/86	L.A. RAIDERS	4	109	1	68t
Mark Duper	11/16/86	at Buffalo	7	109	1	27t
* Keith Jackson	1/8/95	at San Diego	8	109	2	31
Tony Martin	12/5/99	INDIANAPOLIS	6	109	1	33t
Chris Chambers	9/16/07	DALLAS	9	109	0	24
Greg Camarillo	12/16/07	BALTIMORE	3	109	1	64t
Brandon Marshall	10/17/11	at N.Y. Jets	6	109	0	46
Charles Clay	9/15/13	at Indianapolis	5	109	0	67
Paul Warfield	10/31/71	at L.A. Rams	3	108	1	74t
Mark Clayton	12/12/88	CLEVELAND	8	108	2	21
O.J. McDuffie	11/6/94	INDIANAPOLIS	7	108	1	28t
Ted Ginn, Jr.	9/21/09	INDIANAPOLIS	11	108	0	21
Jarvis Landry	12/17/16	at N.Y. Jets	3	108	1	66t
Mark Duper	12/2/85	CHICAGO	5	107	0	52
Scott Schwedes	11/12/89	at N.Y. Jets	3	107	1	65t
Terry Kirby	12/13/93	Pittsburgh	7	107	0	47
Anthony Fasano	11/14/10	TENNESSEE	5	107	1	31
Brian Hartline	11/4/12	at Indianapolis	8	107	0	35
Jakeem Grant Sr.	12/24/17	at Kansas City	4	107	1	65t
Larry Seiple	11/16/69	at Buffalo	8	106	0	25
Nat Moore	10/17/76	KANSAS CITY	5	106	0	39



DOLPHINS OUTSTANDING PERFORMANCES

GAMES OF 100+ RECEIVING YARDS

PLAYER	DATE	OPPONENT	NO.	YDS.	TD	LG
* Duriel Harris	1/2/82	SAN DIEGO	6	106	0	34
Mark Clayton	10/28/84	BUFFALO	3	106	2	65t
Mark Clayton	9/15/85	INDIANAPOLIS	8	106	1	26
Tony Martin	12/1/91	TAMPA BAY	5	106	1	51
Mark Duper	12/15/91	at San Diego	8	106	0	39
O.J. McDuffie	11/10/96	INDIANAPOLIS	6	106	1	36
Charles Jordan	11/30/97	at Oakland	5	106	2	44t
Brandon Marshall	12/19/10	BUFFALO	11	106	1	16
Brandon Marshall	11/6/11	at Kansas City	8	106	1	30
DeVante Parker	1/3/16	NEW ENGLAND	5	106	1	46
DeVante Parker	9/18/16	at New England	8	106	0	28
Kenny Stills	9/9/18	TENNESSEE	4	106	2	75t
Preston Williams	10/11/20	at San Francisco	4	106	1	47
Nat Moore	11/4/84	at N.Y. Jets	5	105	1	37t
Andre Brown	10/29/89	at Buffalo	5	105	1	44t
O.J. McDuffie	12/13/98	N.Y. JETS	11	105	1	20
Mike Wallace	10/6/13	BALTIMORE	7	105	0	49
Mike Wallace	12/15/13	NEW ENGLAND	6	105	1	39
Joe Auer	11/27/66	NEW ENGLAND	5	104	1	22
Karl Noonan	9/14/68	HOUSTON	7	104	1	44
Paul Warfield	10/3/71	N.Y. JETS	4	104	0	-
Paul Warfield	9/15/74	at New England	5	104	0	39
Howard Twilley	10/17/76	KANSAS CITY	8	104	1	20
Mark Clayton	12/13/87	at Philadelphia	7	104	2	21
Tony Martin	10/13/91	at Kansas City	4	104	0	54
Chris Chambers	11/7/04	ARIZONA	7	104	0	30
Marty Booker	9/11/05	DENVER	5	104	1	60t
Mike Wallace	12/14/14	at New England	5	104	1	50
Paul Warfield	12/15/73	DETROIT	6	103	4	29
Irving Fryar	9/26/93	at Buffalo	7	103	1	36t
Mark Ingram	10/31/93	Kansas city	4	103	1	77t
Irving Fryar	11/7/93	at N. Y. Jets	6	103	1	65t
Irving Fryar	11/27/94	at N.Y. Jets	5	103	0	25
Oronde Gadsden	12/5/99	INDIANAPOLIS	6	103	1	24t
Chris Chambers	11/21/04	at Seattle	9	103	1	28
Marty Booker	12/10/06	NEW ENGLAND	8	103	1	32t
Brandon Marshall	11/24/11	at Dallas	5	103	1	39
DeVante Parker	11/13/16	at San Diego	5	103	0	56
Jarvis Landry	12/11/16	ARIZONA	4	103	0	71
Jack Clancy	10/8/67	KANSAS CITY	6	102	0	28
Larry Seiple	11/2/69	at N.Y. Jets	7	102	2	29t
Nat Moore	11/9/75	N.Y. JETS	4	102	0	63
Nat Moore	12/15/79	N.Y. JETS	5	102	0	34
Tony Nathan	11/20/80	SAN DIEGO	7	102	1	20
Mark Duper	9/28/86	SAN FRANCISCO	7	102	0	24
Mark Duper	10/5/86	at New England	4	102	0	45
Mark Clayton	12/10/89	NEW ENGLAND	6	102	0	34
Mark Clayton	12/24/89	KANSAS CITY	6	102	1	35
O.J. McDuffie	11/29/98	NEW ORLEANS	9	102	3	22t
Tony Martin	12/27/99	N.Y. JETS	6	102	1	32t
Oronde Gadsden	11/4/01	CAROLINA	5	102	0	61
Chris Chambers	9/29/02	at Kansas City	6	102	0	38
Randy McMichael	10/19/03	NEW ENGLAND	8	102	0	22
Marty Booker	11/13/05	NEW ENGLAND	5	102	0	35
Brandon Marshall	12/26/10	DETROIT	10	102	0	14
* Jarvis Landry	1/8/17	at Pittsburgh	11	102	0	17
Jim Mandich	9/29/74	at San Diego	4	101	0	44
* Tony Nathan	1/4/86	CLEVELAND	10	101	0	39
Tony Nathan	9/28/86	SAN FRANCISCO	10	101	0	18
Mark Duper	10/19/86	L.A. RAIDERS	5	101	0	44
Tony Martin	9/13/99	at Denver	4	101	0	40
Chris Chambers	11/25/01	at Buffalo	5	101	2	32t
Chris Chambers	11/27/05	at Oakland	6	101	0	24



DOLPHINS OUTSTANDING PERFORMANCES

GAMES OF 100+ RECEIVING YARDS

PLAYER	DATE	OPPONENT	NO.	YDS.	TD	LG
Chris Chambers	9/23/07	at N.Y. Jets	6	101	0	26
Mark Duper	11/1/87	PITTSBURGH	5	100	1	50t
Mark Clayton	9/29/91	at N.Y. Jets	7	100	1	25
Mark Duper	11/16/92	BUFFALO	5	100	0	55
Keith Jackson	9/18/94	N.Y. JETS	6	100	0	35
Charles Jordan	9/14/97	at Green Bay	4	100	1	44
Kenny Stills	10/23/16	BUFFALO	5	100	1	66t

GAMES OF 100+ RUSHING YARDS

PLAYER	DATE	OPPONENT	ATT.	YDS.	TD	LG
Ricky Williams	12/1/02	at Buffalo	27	228	2	55t
Ricky Williams	12/9/02	CHICAGO	31	216	2	63t
Jay Ajayi	10/23/16	BUFFALO	28	214	1	53
* Lamar Smith	12/30/00	INDIANAPOLIS	40	209	2	24
Jay Ajayi	12/24/16	at Buffalo	32	206	1	57
Jay Ajayi	10/16/16	PITTSBURGH	25	204	2	62t
Reggie Bush	12/18/11	at Buffalo	25	203	1	76t
+ Mercury Morris	9/30/73	NEW ENGLAND	15	197	3	70t
Ricky Williams	12/29/02	at New England	31	185	2	30
Lamar Miller	12/28/14	N.Y. JETS	19	178	1	97t
Lamar Miller	10/25/15	HOUSTON	14	175	1	85t
Gary Davis	12/17/77	BUFFALO	26	172	1	60t
Ricky Williams	12/24/05	TENNESSEE	26	172	1	35
Reggie Bush	9/16/12	Oakland	26	172	2	65t
Troy Stradford	11/22/87	at Dallas	17	169	1	51
Sammie Smith	9/9/90	at New England	23	159	1	27
Lamar Smith	1/6/02	BUFFALO	30	158	1	25
Ronnie Brown	11/5/06	at Chicago	29	157	0	27
Lamar Smith	10/23/00	at N.Y. Jets	23	155	2	68t
Ricky Williams	9/21/03	BUFFALO	42	153	1	21
Karim Abdul-Jabbar	12/22/96	at N.Y. Jets	30	152	1	17t
Abner Haynes	9/17/67	DENVER	12	151	2	65t
Delvin Williams	11/9/80	at Los Angeles	12	151	0	65
Ricky Williams	9/22/02	N.Y. JETS	24	151	1	53t
Bernie Parmalee	10/16/94	L.A. RAIDERS	30	150	0	26
Lorenzo Hampton	11/24/86	N.Y. JETS	19	148	2	54t
Mark Higgs	9/1/91	at Buffalo	30	146	1	20
** Larry Csonka	1/13/74	vs. Minnesota	33	145	2	14t
Lamar Smith	9/3/00	SEATTLE	27	145	1	36
Mercury Morris	11/11/73	BALTIMORE	12	144	2	53t
Delvin Williams	11/12/78	at Buffalo	26	144	2	26t
Lamar Smith	10/7/01	NEW ENGLAND	29	144	1	17
Ricky Williams	11/24/02	SAN DIEGO	29	143	2	19
Leroy Harris	12/5/77	BALTIMORE	17	140	1	77t
Benny Malone	10/9/77	at Baltimore	12	139	2	62t
Larry Csonka	10/24/71	at N.Y. Jets	20	137	2	21t
Ronnie Brown	9/21/09	INDIANAPOLIS	24	136	2	19
Delvin Williams	9/17/78	BUFFALO	24	135	1	18t
Ronnie Brown	9/30/07	OAKLAND	15	134	1	60
Knowshon Moreno	9/7/14	NEW ENGLAND	24	134	1	15
Ricky Williams	9/15/02	at Indianapolis	24	132	0	19
Ronnie Brown	9/25/05	CAROLINA	23	132	1	58
Mark Higgs	12/1/91	TAMPA BAY	25	131	1	19t
Jay Ajayi	10/15/17	at Atlanta	26	130	0	18
Andra Franklin	12/5/82	MINNESOTA	28	129	1	12t
Bernie Parmalee	12/12/94	KANSAS CITY	19	127	1	47t
Karim Abdul-Jabbar	11/15/98	at Carolina	25	127	1	30
Ronnie Brown	10/15/06	at N.Y. Jets	22	127	1	26
Mercury Morris	10/5/75	at Green Bay	31	125	0	11
Lamar Smith	11/5/00	at Detroit	24	125	2	46t
Ricky Williams	9/14/03	at N.Y. Jets	34	125	1	22
Ronnie Brown	10/5/08	SAN DIEGO	24	125	1	13



DOLPHINS OUTSTANDING PERFORMANCES

GAMES OF 100+ RUSHING YARDS

PLAYER	DATE	OPPONENT	ATT.	YDS.	TD	LG
Mercury Morris	10/26/75	at Buffalo	20	124	0	35
Karim Abdul-Jabbar	9/15/96	N.Y. JETS	23	124	2	29
Jesse Chatman	11/11/07	BUFFALO	27	124	0	23
Larry Csonka	12/2/74	CINCINNATI	24	123	0	24
Sammie Smith	11/5/89	Indianapolis	25	123	0	25
Bernie Parmalee	10/30/94	at New England	25	123	0	17
Sammy Morris	12/10/06	NEW ENGLAND	25	123	1	44
Kalen Ballage	12/16/18	at Minnesota	12	123	1	75t
Jay Ajayi	9/17/17	at L.A. Chargers	28	122	0	20
Salvon Ahmed	12/20/20	NEW ENGLAND	22	122	1	31
Larry Csonka	11/9/69	at Boston	16	121	1	54t
Jim Kiick	10/24/71	at N.Y. Jets	17	121	0	24
Don Nottingham	9/28/75	at New England	16	120	1	40t
Troy Stradford	12/7/87	N.Y. JETS	30	120	3	21
Bernie Parmalee	10/22/95	at N.Y. Jets	24	120	0	25
Kenyan Drake	12/3/17	DENVER	23	120	1	42t
Benny Malone	10/31/76	NEW ENGLAND	21	119	0	17
Delvin Williams	9/3/78	at N.Y. Jets	11	119	1	58t
Tony Nathan	12/6/81	NEW ENGLAND	17	119	0	24
Ricky Williams	11/19/09	at Carolina	22	119	2	46t
Larry Csonka	9/17/72	at Kansas City	21	118	1	17t
Benny Malone	10/24/76	at Tampa Bay	22	118	1	28
* Larry Csonka	12/30/73	OAKLAND	29	117	3	15
Mercury Morris	11/7/71	BUFFALO	13	116	1	45
Delvin Williams	10/22/78	at New England	19	116	1	24
Larry Csonka	12/6/70	NEW ENGLAND	21	115	1	30
Karim Abdul-Jabbar	9/1/96	NEW ENGLAND	26	115	1	14
Ronnie Brown	12/31/06	at Indianapolis	21	115	0	47
Ronnie Brown	10/4/09	BUFFALO	20	115	2	38
Ricky Williams	11/29/09	at Buffalo	27	115	1	11
Larry Csonka	11/27/72	ST. LOUIS	16	114	0	20
Larry Csonka	10/15/73	at Cleveland	21	114	2	13
* Larry Csonka	12/21/74	at Oakland	24	114	0	26
Mercury Morris	10/19/75	at N.Y. Jets	16	114	1	49
Mark Higgs	10/24/93	Indianapolis	17	114	0	31
Ronnie Brown	10/7/07	at Houston	23	114	1	22
Kenyan Drake	12/11/17	NEW ENGLAND	25	114	0	31
Mercury Morris	12/3/72	at New England	15	113	0	20
Ronnie Brown	9/21/08	at New England	17	113	4	62t
Reggie Bush	12/24/11	at New England	22	113	0	12
Lamar Miller	10/18/15	at Tennessee	19	113	1	22
Lamar Miller	12/6/15	BALTIMORE	20	113	0	22
** Larry Csonka	1/14/73	vs. Washington	15	112	0	22
* Andra Franklin	1/8/83	NEW ENGLAND	26	112	1	13
Ronnie Brown	9/23/07	at N.Y. Jets	23	112	2	13
Jim Kiick	11/10/68	at Buffalo	23	111	1	25t
Benny Malone	10/3/76	L.A. RAMS	19	111	1	20
Mark Higgs	9/8/91	INDIANAPOLIS	27	111	0	24
Mark Higgs	9/20/92	L.A. RAMS	23	111	0	12
Ricky Williams	9/8/02	DETROIT	20	111	2	37
Ricky Williams	12/21/03	at Buffalo	29	111	0	22
Jay Ajayi	11/6/16	N.Y. JETS	24	111	1	20t
Troy Stradford	11/1/87	PITTSBURGH	19	110	1	13
Ronnie Brown	12/25/06	N.Y. JETS	18	110	0	17
Lorenzo Hampton	12/22/86	NEW ENGLAND	13	109	0	20
Larry Csonka	11/30/70	at Atlanta	19	108	1	18
Jim Kiick	9/26/71	at Buffalo	20	108	0	16
Benny Malone	11/3/74	ATLANTA	24	108	1	13
Leroy Harris	11/20/77	at Cincinnati	20	108	0	16
Sammie Smith	12/30/90	INDIANAPOLIS	29	108	1	13
Mark Higgs	11/21/93	New England	19	108	0	29
Karim Abdul-Jabbar	10/19/97	at Baltimore	22	108	3	15



DOLPHINS OUTSTANDING PERFORMANCES

GAMES OF 100+ RUSHING YARDS

PLAYER	DATE	OPPONENT	ATT.	YDS.	TD	LG
Karim Abdul-Jabbar	9/6/98	at Indianapolis	23	108	1	16
Karim Abdul-Jabbar	9/20/98	PITTSBURGH	33	108	1	18
Ricky Williams	1/1/06	at New England	28	108	1	09
Ricky Williams	12/13/09	at Jacksonville	28	108	1	12
Lamar Miller	9/21/14	KANSAS CITY	15	108	0	24
Larry Csonka	10/22/72	BUFFALO	18	107	1	21
Mercury Morris	11/19/72	N.Y. JETS	23	107	2	20t
Larry Csonka	11/4/73	at N.Y. Jets	19	107	0	16
Norm Bulaich	9/13/76	at Buffalo	19	107	0	26
Delvin Williams	10/9/78	CINCINNATI	24	107	0	19
Andra Franklin	12/12/82	at New England	23	107	0	15
Mark Higgs	11/8/92	at Indianapolis	20	107	1	22
Lamar Smith	12/10/01	INDIANAPOLIS	28	107	0	17
Ricky Williams	11/23/03	WASHINGTON	23	107	2	24t
Ricky Williams	12/15/03	PHILADELPHIA	18	107	1	45
Daniel Thomas	9/18/11	Houston	18	107	0	14
Jim Kiick	11/2/69	at N.Y. Jets	15	106	0	27
Mercury Morris	11/5/72	at Buffalo	11	106	2	33
* Mercury Morris	12/23/73	CINCINNATI	20	106	1	25
Larry Csonka	9/29/74	at San Diego	21	106	2	14
J.J. Johnson	11/21/99	NEW ENGLAND	31	106	1	14
Ronnie Brown	10/30/05	at New Orleans	23	106	0	35
Benny Malone	10/16/77	N.Y. JETS	22	105	1	15t
Joe Carter	10/14/84	HOUSTON	13	105	1	25t
Ricky Williams	10/6/02	NEW ENGLAND	36	105	0	12
Ricky Williams	11/16/03	BALTIMORE	36	105	0	16
Ricky Williams	11/9/08	SEATTLE	12	105	1	51t
Lamar Miller	10/31/13	CINCINNATI	16	105	0	41
Daniel Thomas	12/8/13	at Pittsburgh	16	105	1	55
Jim Kiick	10/6/68	at Houston	26	104	0	12
Larry Csonka	11/29/71	CHICAGO	16	104	1	19
Larry Csonka	9/16/73	SAN FRANCISCO	22	104	0	25
Benny Malone	10/27/74	BALTIMORE	19	104	1	23t
Benny Malone	12/8/74	at Baltimore	17	104	0	17
Gary Davis	11/24/77	at St. Louis	20	104	0	16
Karim Abdul-Jabbar	11/3/96	at New England	29	104	2	15
Ricky Williams	11/27/03	at Dallas	31	104	0	15
Reggie Bush	12/16/12	Jacksonville	21	104	0	53
Larry Csonka	9/26/71	at Buffalo	20	103	1	17
Andra Franklin	9/12/82	at N.Y. Jets	28	103	2	18
Bernie Parmalee	11/5/95	at San Diego	19	103	0	40
Karim Abdul-Jabbar	11/9/97	N.Y. JETS	25	103	2	13
Reggie Bush	10/30/11	at N.Y. Giants	15	103	0	35
Reggie Bush	12/11/11	Philadelphia	14	103	0	16
Larry Csonka	10/8/72	at N.Y. Jets	18	102	0	15
Don Nottingham	10/27/74	BALTIMORE	19	102	1	24
Don Nottingham	10/5/75	at Green Bay	21	102	3	14
Bernie Parmalee	11/26/95	at Indianapolis	20	102	0	15
Ricky Williams	11/17/02	BALTIMORE	26	102	2	18
Ricky Williams	11/15/09	TAMPA BAY	20	102	0	27
Andra Franklin	11/1/81	BALTIMORE	23	101	0	15
Ricky Williams	12/15/02	OAKLAND	27	101	0	16
Ronnie Brown	10/14/07	at Cleveland	19	101	0	15
Ronnie Brown	11/16/08	OAKLAND	16	101	0	21
Frank Gore	10/14/18	CHICAGO	15	101	0	32
Mercury Morris	10/28/73	at New England	14	100	1	11
Terry Kirby	9/18/94	N.Y. JETS	15	100	1	30
Lamar Smith	12/3/00	at Buffalo	28	100	0	22
Reggie Bush	12/4/11	Oakland	22	100	1	29

* Playoff game

** Super Bowl

+ Single-game record by two rushers, 277 yards; includes Larry Csonka 18 for 80.



OPPONENT INDIVIDUAL RECORDS

The following individual records relate solely to play against the Miami Dolphins. They include National Football League regular-season statistics only – with the exception of those single-game records marked by "*" or "**"

* - Playoff Game

** - Super Bowl

SERVICE

MOST GAMES PLAYED

36	Tom Brady, NE (2001-19), TB (2021)
32	Pat Leahy, N.Y. Jets (1974-91)
28	Andre Reed, Buffalo (1985-99)
28	Jim Ritcher, Buffalo (1980-95)
28	Bruce Smith, Buff., Wash. (1985-03)

RUSHING

MOST RUSHING YARDS

CAREER

1,620	Thurman Thomas, Buffalo (20 games), 364 att.
1,507	Freeman McNeil, N.Y. Jets (21 games), 281 att.
1,507	Curtis Martin, N.E., N.Y. Jets (20 games), 409 att.
1,177	O.J. Simpson, Buffalo (16 games), 240 att.
1,065	Eric Dickerson, L.A. Rams, Ind., L.A. Raiders (11 games), 231 att.

GAME

203	O.J. Simpson, Buffalo (12/5/76 at Miami), 24 att.
203	Rueben Mayes, New Orleans (12/7/86 at New Orleans), 28 att.
199	Earl Campbell, Houston (11/20/78 at Houston), 28 att.
*199	Terrell Davis, Denver (1/9/99 at Denver), 21 att.
179	Justin Fargas, Oakland (9/30/07 at Miami), 22 att.

MOST RUSHING ATTEMPTS

CAREER

409	Curtis Martin, N.E., N.Y. Jets (20 games)
364	Thurman Thomas, Buffalo (20 games)
281	Freeman McNeil, N.Y. Jets (21 games)
240	O.J. Simpson, Buffalo (16 games)
235	Lydell Mitchell, S.D., Balt. (12 games)

GAME

**38	John Riggins, Washington (1/30/83 at Pasadena), 166 yards
38	Lee Suggs, Cleveland (12/26/04 at Miami), 143 yards
36	James Jones, Detroit (10/27/85 at Detroit), 114 yards
36	Curtis Martin, N.Y. Jets (10/4/98 at New York), 108 yards
35	Lydell Mitchell, Baltimore (12/9/73 at Baltimore), 104 yards
35	Thurman Thomas, Buffalo (12/17/95 at Buffalo), 148 yards
35	Travis Henry, Buffalo (12/1/02 at Buffalo), 151 yards

MOST RUSHING TOUCHDOWNS

CAREER

13	Curtis Martin, N.E., N.Y. Jets (20 games)
9	Jim Nance, Boston, N.Y. Jets (12 games)
8	Thurman Thomas, Buffalo (20 games)
7	Marcus Allen, Oak./L.A. Raiders, K.C.

GAME

4	Earl Campbell, Houston (11/20/78 at
3	Paul Robinson, Cincinnati (11/17/68 at Cincinnati)
3	Don McCauley, Baltimore (11/23/75 at Miami)
3	Marcus Allen, L.A. Raiders (12/2/84 at Miami)
3	Merril Hoge, Pittsburgh (11/26/89 at Miami)
3	Ernest Byner, Washington (12/2/90 at Washington)
3	Rod Bernstine, San Diego (12/15/91 at San Diego)
3	Kenneth Davis, Buffalo (12/19/93 at Miami)
3	Natrone Means, San Diego (12/27/93 at San Diego)
3	Curtis Martin, New England (11/3/96 at New England)
3	Daunte Culpepper, Oakland (9/30/07 at Miami)

HIGHEST RUSHING AVERAGE

CAREER (min: 75 att.)

5.4	Freeman McNeil, N.Y. Jets (21 games), 281/1,507 yards
5.1	Jim Nance, Bos./NYJ (12 games), 183/933 yards
5.02	Mosi Tatupu, New England (25 games), 90/452 yards
5.01	Hoyle Granger, Houston (9 games), 142/712 yards
5.00	Earl Campbell, Houston (4 games), 107/535 yards

GAME (min: 10 att.)

11.3	Colin Kaepernick, San Francisco (11/27/16 at Miami), 10/113 yards
11.1	Laurence Maroney, New England (12/23/07 at New England), 14/156 yards
10.4	Curtis Brown, Buffalo (11/12/78 at Buffalo), 11/114 yards
10.2	Johnny Hector, N.Y. Jets (12/22/91 at Miami), 13/132 yards
*10.1	Ernest Byner, Cleveland (1/4/86 at Miami), 16/161 yards

MOST 100-YARD RUSHING GAMES

7	Eric Dickerson, L.A. Rams, Ind., L.A. (11 games)
6	Thurman Thomas, Buffalo (20 games)
5	Freeman McNeil, N.Y. Jets (21 games)
5	Jim Nance, Bos., N.Y. Jets (12 games)
5	Curtis Martin, N.E., N.Y. Jets (20 games)

LONGEST RUNS FROM SCRIMMAGE

*90t	Fred Taylor, Jacksonville (1/15/00 at Jacksonville)
81t	Earl Campbell, Houston (11/20/78 at Houston)
80t	Carl Garrett, Boston (11/9/69 at Boston)
77t	Fred Taylor, Jacksonville (10/12/98 at Jacksonville)
76t	Robert Holmes, Kansas City (9/28/68 at Miami)
75t	O.J. Simpson, Buffalo (12/5/76 at Miami)
75t	Reuben Droughns, Cleveland (11/20/05 at Cleveland)
71t	Kerryon Johnson, Detroit (10/21/18 at Miami)
70t	Ahman Green, Green Bay (10/22/06 at Miami)



OPPONENT INDIVIDUAL RECORDS

PASSING

MOST PASSING YARDS

CAREER

8,596	Tom Brady, NE, TB (36 games)
5,397	Drew Bledsoe, NE, Buff. (22 games)
4,902	Joe Ferguson, Buff., TB, Ind. (25 games)
4,560	Jim Kelly, Buffalo (20 games)
3,837	Ken O'Brien, N.Y. Jets, Phil. (17 games)

GAME

517	Tom Brady, New England (9/12/11 at Miami), 32 of 48
479	Ken O'Brien, N.Y. Jets (9/21/86 at New York), 29 of 43
436	James Harris, L.A. Rams (10/3/76 at Miami), 17 of 29
*433	Dan Fouts, San Diego (1/2/82 at Miami), 33 of 53
433	Andrew Luck, Indianapolis (11/4/12 at Indianapolis), 30 of 48

MOST PASS ATTEMPTS

CAREER

1,170	Tom Brady, NE, TB (36 games)
765	Drew Bledsoe, N.E., Buff. (22 games)
722	Joe Ferguson, Buff., T.B., Ind. (25 games)
621	Jim Kelly, Buffalo (20 games)
521	Steve Grogan, New England (22 games)

GAME

61	Jared Goff, L.A. Rams (11/1/20 at Miami), 35 completions
59	Vinny Testaverde, N.Y. Jets (10/23/00 at New York), 36 completions
56	Dan Fouts, San Diego (11/18/84 at San Diego), 37 completions
56	Tom Brady, New England (9/7/14 at Miami), 29 completions
56	Andy Dalton, Cincinnati (12/22/19 at Miami), 33 completions

MOST PASS COMPLETIONS

CAREER

717	Tom Brady, NE, TB (36 games)
418	Joe Ferguson, Buff., T.B., Ind. (25 games)
412	Drew Bledsoe, N.E., Buff. (22 games)
388	Jim Kelly, Buffalo (20 games)
303	Ken O'Brien, N.Y. Jets, Phil. (17 games)

GAME

38	Joe Ferguson, Buffalo (10/9/83 at Miami), 55 att.
37	Dan Fouts, San Diego (11/18/84 at San Diego), 56 att.
36	Vinny Testaverde, N.Y. Jets (10/23/00 at New York), 59 att.
36	Joe Flacco, Baltimore (12/4/16 at Baltimore), 47 att.
35	Drew Brees, San Diego (12/11/05 at San Diego), 52 att.
35	Jared Goff, L.A. Rams (11/1/20 at Miami), 61 att.

MOST CONSECUTIVE PASS COMPLETIONS

15	Steve DeBerg, San Francisco (11/16/80 at Miami)
----	---

MOST TOUCHDOWN PASSES

CAREER

72	Tom Brady, NE, TB (36 games)
30	Drew Bledsoe, N.E., Buff. (22 games)
26	Joe Ferguson, Buff., T.B., Ind. (25 games)
25	Ken O'Brien, N.Y. Jets, Phil. (17 games)
24	Jim Kelly, Buffalo (20 games)

GAME

6	Tom Brady, New England (10/21/07 at Miami)
5	Len Dawson, Kansas City (10/8/67 at Kansas City)
5	Babe Parilli, Boston (10/15/67 at Boston)
5	Joe Ferguson, Buffalo (10/9/83 at Miami)
5	Vinny Testaverde, N.Y. Jets (10/23/00 at New York)
5	Trent Green, Kansas City (9/29/02 at Kansas City)
5	Deshawn Watson, Houston (10/25/18 at Houston)
5	Lamar Jackson, Baltimore (9/8/19 at Miami)
5	Tom Brady, Tampa Bay (10/10/21 at Tampa Bay)

MOST PASSES HAD INTERCEPTED

CAREER

33	Joe Ferguson, Buff., T.B., Ind. (25 games)
29	Drew Bledsoe, NE, Buff. (22 games)
27	Tom Brady, NE, TB (36 games)
25	Richard Todd, N.Y. Jets (14 games)
25	Steve Grogan, New England (22 games)

GAME

6	Joe Namath, N.Y. Jets (10/19/75 at New York), 24 att.
6	Donald Hollas, Oakland (12/6/98 at Oakland), 31 att.
*5	Mike Phipps, Cleveland (12/24/72 at Miami), 23 att.
5	Bill Troup, Baltimore (9/10/78 at Baltimore), 33 att.
5	Ken Stabler, Oakland (12/10/78 at Miami), 36 att.
5	Joe Ferguson, Buffalo (9/7/80 at Buffalo), 32 att.
5	Joe Ferguson, Buffalo (11/21/82 at Buffalo), 28 att.
*5	Dan Fouts, San Diego (1/6/83 at Miami), 34 att.
*5	Richard Todd, N.Y. Jets (1/23/83 at Miami), 37 att.
5	Richard Todd, N.Y. Jets (10/16/83 at New York), 26 att.
5	Drew Bledsoe, New England (11/21/99 at Miami), 34 att.

HIGHEST COMPLETION PERCENTAGE

CAREER (min: 100 attempts)

69.9	Troy Aikman, Dallas (four games), 102 of 146 att.
69.2	Russell Wilson, Seattle (three games), 72 of 104 att.
68.9	Warren Moon, Hou., Minn. (six games), 102 of 148 att.
68.3	Eli Manning, NYG, (four games), 86 of 126 att.
67.6	Drew Brees, SD, NO (six games), 150 of 222 att.

GAME (min: 20 attempts)

87.1	Eli Manning, N.Y. Giants (12/14/15 at Miami), 27 of 31
85.7	Ben Roethlisberger, Pittsburgh (11/26/07 at Pittsburgh), 18 of 21
85.0	Lamar Jackson, Baltimore (9/8/19 at Miami), 17 of 20
84.0	Tom Brady, New England (10/21/07 at Miami), 21 of 25
82.6	Warren Moon, Houston (10/1/89 at Houston), 19 of 23

MOST 300-YARD PASSING GAMES

CAREER

9	Tom Brady, NE, TB (36 games)
9	Drew Bledsoe, N.E., Buff. (22 games)
6	Philip Rivers, San Diego/L.A. Chargers (nine games)
4	Derek Carr, Oakland/Las Vegas (five games)
3	Ken O'Brien, N.Y. Jets, Phil. (16 games)
3	Joe Ferguson, Buff., T.B., Ind. (25 games)
3	Jim Kelly, Buffalo (20 games)
3	Vinny Testaverde, TB., Clev., Bal., N.Y. Jets (11 games)
3	Andrew Luck, Indianapolis (three games)



OPPONENT INDIVIDUAL RECORDS

LONGEST PASS PLAYS

99t	Tom Brady to Wes Welker (9/12/11 vs. New England)
93t	Mike Livingston to Otis Taylor, 79 yards; lateral to Robert Holmes, 14 yards (10/19/69 at Kansas City)
92t	Joe Ferguson to Frank Lewis (9/17/78 (vs. Buffalo)
89t	Len Dawson to Otis Taylor (11/13/66 at Kansas City)
89t	Joe Namath to Richard Caster (10/7/74 at N.Y. Jets)
87t	Charlie Batch to Heath Miller (9/7/06 at Pittsburgh)
86t	Aaron Rodgers to Greg Jennings (10/17/10 at Green Bay)
85t	Derek Carr to Nelson Agholor (12/26/20 at Las Vegas)
84t	Drew Bledsoe to Ben Coates (11/3/96 at New England)
84t	Eli Manning to Odell Beckham Jr. (12/14/15 vs. N.Y. Giants)
83t	Jim Kelly to Andre Reed (12/4/94 vs. Buffalo)
83t	Lamar Jackson to Marquise Brown (9/8/19 vs. Baltimore)
*82t	Daryle Lamonica to Rod Sherman (12/27/70 at Oakland)
82t	Dan Pastorini to Charlie Joiner (9/24/72 vs. Houston)
82t	Tom Brady to Troy Brown (10/19/03 vs. New England)
81t	Tom Brady to Sam Aiken (12/6/09 vs. New England)
80t	Sam Wyche to Bob Trumpy (11/17/68 vs. Cincinnati)
80t	Ken Anderson to Isaac Curtis (11/28/83 vs. Cincinnati)
80t	Warren Moon to Butch Woolfolk (9/8/85 at Houston)
80t	Mike Pagel to Wayne Capers (11/17/85 at Indianapolis)
80t	John Friesz to Brian Blades (10/6/96 vs. Seattle)
80t	Alex Van Pelt to Eric Moulds (11/25/01 at Buffalo)
80t	Peyton Manning to Dallas Clark (9/21/09 vs. Indianapolis)

RECEIVING

MOST RECEPTIONS

CAREER

122	Andre Reed, Buffalo (28 games)
99	Wes Welker, N.E., Den. (12 games)
84	Marvin Harrison, Indianapolis (15 games)
78	Al Toon, N.Y. Jets (14 games)
76	Julian Edelman, New England (16 games)

GAME

15	Isaac Bruce, St. Louis (12/24/95 at St. Louis), 210 yards
14	Al Toon, N.Y. Jets (11/27/88 at New York), 181 yards
*13	Kellen Winslow, San Diego (1/2/82 at Miami), 166 yards
13	Antonio Gates, San Diego (12/11/05 at San Diego), 123 yards
13	Julian Edelman, New England (12/15/13 at Miami), 139 yards

MOST RECEIVING YARDS

CAREER

1,731	Andre Reed, Buffalo (28 games), 122 receptions
1,371	Stanley Morgan, N.E., Ind. (25 games), 68 receptions
1,342	Wesley Walker, N.Y. Jets (19 games), 70 receptions
1,221	Eric Moulds, Buff., Hou. (21 games), 73 receptions
1,196	Wes Welker, N.E., Den. (12 games), 99 receptions

GAME

*240	Eric Moulds, Buffalo (1/2/99 at Miami), 9 receptions
221	Eric Decker, N.Y. Jets (12/28/14 at Miami), 10 receptions
220	Ron Jessie, Los Angeles (10/3/76 at Miami), 7 receptions
210	Isaac Bruce, St. Louis (12/24/95 at St. Louis), 15 receptions
196	Eric Moulds, Buffalo (11/25/01 at Buffalo), 6 receptions

MOST RECEIVING TOUCHDOWNS

CAREER

17	Wesley Walker, N.Y. Jets (19 games), 70 receptions
13	Irvn Fryar, N.E., Phil., Wash. (20 games), 61 receptions
11	Laveranues Coles, N.Y. Jets, Wash. (15 games), 52 receptions
11	Eric Moulds, Buff., Hou. (21 games), 73 receptions
10	Randy Moss, Minn., Oak., N.E., S.F. (12 games), 48 receptions
10	Andre Reed, Buffalo (28 games), 122 receptions

GAME

4	Jimmie Giles, Tampa Bay (10/20/85 at Miami)
4	Wesley Walker, N.Y. Jets (9/21/86 at New York)
4	Irvn Fryar, Philadelphia (10/20/96 at Philadelphia)
3	18 times; last by Danny Woodhead, San Diego (12/20/15 at San Diego)

HIGHEST RECEIVING AVERAGE

CAREER (min: 40 receptions)

20.2	Stanley Morgan, N.E., Ind. (25 games), 68/1,371 yards
19.2	Lee Evans, Buff. (13 games), 43/827 yards
19.2	Wesley Walker, N.Y. Jets (19 games), 70/1,342 yards
18.0	Frank Lewis, Pit., Buff (14 games), 46/380 yards
17.3	Shawn Jefferson, S.D., N.E. (12 games), 42/726 yards

GAME (min: 3 receptions)

43.3	Theo Bell, Pittsburgh (11/30/80 at Pittsburgh), 4/173 yards
40.0	Butch Woolfolk, Houston (9/8/85 at Houston), 3/120 yards
39.0	Richard Caster, N.Y. Jets (10/7/74 at Miami), 3/117 yards
38.0	Stanley Morgan, New England (10/21/84 at New England), 3/114 yards

MOST 100-YARD RECEIVING GAMES

6	Wes Welker, N.E., Den. (12 games)
5	Al Toon, N.Y. Jets (14 games)
5	Andre Reed, Buffalo (28 games)
5	Stanley Morgan, N.E., Ind. (23 games)
5	Wesley Walker, N.Y. Jets (18 games)
4	Marvin Harrison, Indianapolis (15 games)
4	Randy Moss, Minn., Oak., N.E., S.F. (12 games)

FIELD GOALS

MOST FIELD GOALS

CAREER

46	Adam Vinatieri, N.E., Ind. (27 games)
38	Stephen Gostkowski, N.E. (26 games)
37	Pat Leahy, N.Y. Jets (32 games)
35	Nick Folk, Dal./N.Y. Jets/N.E. (18 games)
32	Steve Christie, T.B., Buff., S.D. (21 games)

GAME

5	Roy Gerela, Houston (9/28/69 at Houston), 5 att.
5	Dean Biasucci, Indianapolis (9/25/88 at Indianapolis), 6 att.
*5	Steve Christie, Buffalo (1/17/93 at Miami), 6 att.
5	Jason Elam, Denver (10/13/02 at Denver), 5 att.
5	Kris Brown, Houston (9/7/03 at Miami), 7 att.
5	Kris Brown, Houston (10/7/07 at Houston), 5 att.
5	Dan Carpenter, Buffalo (9/14/14 at Buffalo), 6 att.
5	Mike Nugent, Cincinnati (9/29/16 at Cincinnati), 5 att.
5	Harrison Butker, Kansas City (12/24/17 at Kansas City), 6 att.



OPPONENT INDIVIDUAL RECORDS

LONGEST FIELD GOALS

59	Steve Christie, Buffalo (9/26/93 at Buffalo)
58	Jason Myers, Jacksonville (9/20/15 at Jacksonville)
57	Tyler Bass, Buffalo (10/31/21 at Buffalo)
57	Kris Brown, Houston (10/7/07 at Houston)
57	Randy Bullock, Cincinnati (12/22/19 at Miami)
56	Rian Lindell, Buffalo (11/29/09 at Buffalo)
56	Dave Rayner, Buffalo (11/20/11 at Miami)
56	Chandler Catanzaro, Arizona (12/11/16 at Miami)
56	Jason Myers, N.Y. Jets (11/4/18 at N.Y. Jets)

INTERCEPTIONS

MOST INTERCEPTIONS

CAREER

9	Nate Clements, Buff., S.F., Cin. (14 games)
7	Johnny Robinson, Kansas City (five games)
7	Roland James, New England (19 games)
6	Raymond Clayborn, N.E., Clev. (25 games)
6	Willie Brown, Oakland (six games)
6	Ronnie Lippett, New England (15 games)
6	Mike Prior, T.B., Ind., G.B. (14 games)
6	Victor Green, N.Y. Jets, N.E. (19 games)
6	Marcus Coleman, N.Y. Jets, Hou. (13 games)
6	Darrelle Revis, N.Y. Jets, T.B., N.E., K.C. (17 games)

GAME

3	Clarence Duren, San Diego (10/30/77 at Miami), 45 yards
3	Jeff Nixon, Buffalo (9/7/80 at Buffalo), 31 yards
3	Erik McMillan, N.Y. Jets (10/23/88 at Miami), 57 yards
3	Marcus Coleman, N.Y. Jets (10/23/00 at N.Y. Jets), 7 yards
3	Greg Wesley, Kansas City (9/29/02 at Kansas City), 71 yards
3	Nate Clements, Buffalo (10/20/02 at Miami), 39 yards

MOST INTERCEPTION RETURN YARDS

GAME

151	Mike Haynes, L.A. Raiders (12/2/84 at Miami), 2 interceptions
-----	---

LONGEST INTERCEPTION RETURNS

102t	Eddie Anderson, L.A. Raiders (12/14/92 at Miami), Dan Marino
100t	Aaron Glenn, N.Y. Jets (9/15/96 at Miami), Dan Marino
100t	Jimmy Hitchcock, New England (11/23/97 at New England), Dan Marino
100t	Darrelle Revis, N.Y. Jets (10/17/11 at N.Y. Jets), Matt Moore
98t	Marcus Coleman, N.Y. Jets (12/27/99 at Miami), Dan Marino
97t	Mike Haynes, L.A. Raiders (12/2/84 at Miami), Dan Marino
97t	Najee Mustafaa, Cleveland (10/10/93 at Cleveland), Scott Mitchell
90t	Steve Emtman, Indianapolis (10/25/92 at Miami), Dan Marino
*90t	Tory James, Oakland (1/6/01 at Oakland), Jay Fiedler

LONGEST PLAYS

PUNTS

89	Luke Prestridge, New England (10/21/84 at New England)
80	Chris Mohr, Buffalo (10/13/96 at Buffalo)
73	Rich Camanillo, New England (9/13/87 at New England)
73	Josh Miller, Pittsburgh (9/20/98 at Miami)
73	Todd Sauerbrun, Carolina (11/4/01 at Miami)

PUNT RETURNS

94t	Julian Edelman, New England (1/2/11 at New England)
93t	Johnnie Lee Higgins, Oakland (11/16/08 at Miami)
84t	Clarence Verdin, Indianapolis (10/25/92 at Miami)
84t	Isaiah McKenzie, Buffalo (1/3/21 at Buffalo)
83t	Billy Johnson, Houston (11/16/75 at Houston)

KICKOFF RETURNS

104t	Terrence McGee, Buffalo (12/5/04 at Miami)
103t	Brandon Tate, New England (10/5/10 at Miami)
102t	Harold Hart, Oakland (9/22/75 at Oakland)
102t	C.J. Spiller, Buffalo (9/14/14 at Buffalo)
101t	Jacoby Ford, Oakland (11/28/10 at Oakland)

FUMBLE RETURNS

100t	Chris Martin, Kansas City (10/13/91 at Kansas City), Sammie Smith
*79t	Neil Smith, Denver (1/9/99 at Denver), Oronde Gadsden
69t	Shea McClellin, New England (1/1/17 at Miami), Damien Williams
66t	Greg Townsend, L.A. Raiders (9/19/83 at L.A. Raiders), David Woodley
62t	Hugh Douglas, N.Y. Jets (12/22/96 at N.Y. Jets), Stanley Pritchett

BLOCKED FIELD GOALS

78t	George Radachowsky, N.Y. Jets (9/24/89 at Miami), Pete Stoyanovich
76t	Charles Romes, Buffalo (9/27/79 at Buffalo), Uwe von Schamann
62t	Kyle Arrington, New England (12/14/14 at New England), Caleb Sturgis



OPPONENT TOP TENS

RUSHING

PLAYER	TEAMS	GAMES	NO.	YDS.	AVG.	LG	TD
1. Thurman Thomas	Buffalo	20	364	1,620	4.5	30t	8
2. Freeman McNeil	N.Y. Jets	21	281	1,507	5.4	58	2
Curtis Martin	New England, N.Y. Jets	20	409	1,507	3.7	37	13
4. O.J. Simpson	Buffalo	16	240	1,177	4.9	75t	4
5. Eric Dickerson	L.A. Rams, Ind., L.A. Raid.	11	231	1,065	4.6	40	6
6. Jim Nance	N.Y. Jets, Boston	12	183	933	5.1	30t	9
7. Lydell Mitchell	San Diego Baltimore	12	235	912	3.9	64t	6
8. Willis McGahee	Buffalo, Baltimore, Denver	10	232	848	3.7	31	2
9. Antowain Smith	Buffalo, N.E., N.O.	14	232	822	3.5	44	4
10. John Riggins	N.Y. Jets, Washington	13	183	761	4.2	N/A	5

PASSING

PLAYER	TEAMS	GAMES	ATT.	COMP.	YDS.	PCT.	TD	INT.
1. Tom Brady	New England, Tampa Bay	36	1,170	717	8,596	61.3	72	27
2. Drew Bledsoe	New England, Buffalo	22	765	412	5,397	53.9	30	29
3. Joe Ferguson	Buffalo, T.B., Ind.	25	722	418	4,902	57.9	26	33
4. Jim Kelly	Buffalo	20	621	388	4,560	62.5	24	19
5. Ken O'Brien	N.Y. Jets, Philadelphia	17	489	303	3,837	62.0	25	13
6. Steve Grogan	New England	22	521	280	3,709	53.7	21	25
7. Peyton Manning	Indianapolis, Denver	13	436	272	3,214	62.4	22	18
8. Joe Namath	N.Y. Jets	16	388	201	2,956	51.8	19	24
9. Richard Todd	N.Y. Jets	14	355	203	2,718	57.2	18	25
10. Philip Rivers	San Diego, L.A. Chargers	9	298	190	2,483	63.8	12	10

RECEPTIONS

PLAYER	TEAMS	GAMES	NO.	YDS.	AVG.	LG	TD
1. Andre Reed	Buffalo	28	122	1,731	14.2	83t	10
2. Wes Welker	New England, Denver	12	99	1,196	12.1	99t	7
3. Marvin Harrison	Indianapolis	15	84	1,133	13.5	45	9
4. Al Toon	N.Y. Jets	14	78	1,054	14.0	44t	4
5. Julian Edelman	New England	16	76	951	12.5	77t	6
6. Eric Moulds	Buffalo, Houston	21	73	1,221	16.7	80t	11
7. Wayne Chrebet	N.Y. Jets	20	72	991	13.8	70	8
8. Wesley Walker	N.Y. Jets	19	70	1,342	19.2	71t	17
9. Stanley Morgan	New England, Indianapolis	25	68	1,371	20.2	76t	6
10. Thurman Thomas	Buffalo	20	67	693	10.3	50t	3

RECEIVING YARDS

PLAYER	TEAMS	GAMES	NO.	YDS.	AVG.	LG	TD
1. Andre Reed	Buffalo	28	122	1,731	14.2	83t	10
2. Stanley Morgan	N.E., Indianapolis	25	68	1,371	20.2	76t	6
3. Wesley Walker	N.Y. Jets	19	70	1,342	19.2	71t	17
4. Eric Moulds	Buffalo, Houston	21	73	1,221	16.7	80t	11
5. Wes Welker	New England, Denver	12	99	1,196	12.1	99t	7
6. Marvin Harrison	Indianapolis	15	84	1,133	13.5	45	9
7. Al Toon	N.Y. Jets	14	78	1,054	14.0	44t	4
8. Wayne Chrebet	N.Y. Jets	20	72	991	13.8	70	8
9. Irving Fryar	N.E., Phil. Wash.	20	61	978	16.0	54t	13
10. Julian Edelman	New England	16	76	951	12.5	77t	6



OPPONENT OUTSTANDING PERFORMANCES

GAMES OF 300+ PASSING YARDS

PLAYER	TEAM	DATE	ATT.	COMP.	YDS.	TD	INT.	LG
Tom Brady	New England	9/12/11	48	32	517	4	1	99t
Ken O'Brien	N.Y. Jets	9/21/86	43	29	479	4	1	65t
James Harris	L.A. Rams	10/3/76	29	17	436	2	1	58
* Dan Fouts	San Diego	1/2/82	55	33	433	4	1	43
Andrew Luck	Indianapolis	11/4/12	48	30	433	2	0	48
Drew Bledsoe	New England	11/23/98	54	28	423	2	2	49
Drew Bledsoe	New England	9/4/94	51	32	421	4	2	62t
Joe Ferguson	Buffalo	10/9/83	55	38	419	5	1	35
Drew Bledsoe	New England	11/3/96	41	30	419	3	2	84t
Joe Namath	N.Y. Jets	10/1/67	39	23	415	3	1	62
Matt Cassel	New England	11/23/08	43	30	415	3	1	64
Josh Allen	Buffalo	9/20/20	35	24	415	4	0	47
Tom Brady	Tampa Bay	10/10/21	41	30	411	5	0	62t
Drew Brees	New Orleans	9/30/13	39	30	413	4	0	48
Bernie Kosar	Cleveland	11/10/86	50	32	401	0	0	44
Andy Dalton	Cincinnati	12/22/19	56	33	396	4	0	34t
Ken O'Brien	N.Y. Jets	11/10/85	43	26	393	2	0	44
Patrick Mahomes	Kansas City	12/13/20	34	24	393	2	3	44t
Derek Carr	Las Vegas	9/26/21	43	26	386	2	1	34
Boomer Esiason	N.Y. Jets	11/27/94	41	26	382	2	2	69
Elvis Grbac	San Francisco	11/20/95	41	31	382	4	0	47t
Joe Flacco	Baltimore	12/4/16	47	36	381	4	1	53t
Jim Kelly	Buffalo	9/1/91	39	29	381	2	1	54t
Dan Fouts	San Diego	11/18/84	56	37	380	4	1	44
Matt Schaub	Houston	10/12/08	42	22	379	1	2	61
Vinny Testaverde	N.Y. Jets	10/23/00	59	36	378	5	3	30t
Vinny Testaverde	N.Y. Jets	9/14/03	45	29	373	1	1	61
Carson Palmer	Oakland	9/16/12	48	24	373	1	1	64t
Steve DeBerg	Tampa Bay	10/20/85	32	19	365	4	1	57
Tom Brady	New England	12/15/13	55	34	364	2	1	30
Troy Aikman	Dallas	10/27/96	41	33	363	3	0	61
Brett Favre	Green Bay	9/11/94	51	31	362	2	1	35
Kurt Warner	Arizona	9/14/08	24	19	361	3	0	79
* Doug Flutie	Buffalo	1/2/99	36	21	360	1	1	65
Russell Wilson	Seattle	10/4/20	34	24	360	2	1	57
Jim Kelly	Buffalo	10/25/87	39	29	359	2	0	34
Brian Sipe	Cleveland	11/18/79	42	23	358	3	0	54
Geno Smith	N.Y. Jets	12/28/14	25	20	358	3	0	74t
Tom Brady	New England	12/9/18	43	27	358	3	0	37t
Bert Jones	Baltimore	9/27/81	27	20	357	3	1	67t
Tom Brady	New England	10/29/15	38	26	356	4	0	47t
Steve Grogan	New England	11/8/81	40	23	355	1	4	76t
Daunte Culpepper	Minnesota	9/10/00	37	23	355	1	3	42
Jared Goff	L.A. Rams	11/1/20	35	61	355	1	2	26
Danny White	Dallas	10/25/81	32	22	354	3	1	38
Tom Brady	New England	10/21/07	25	21	354	6	0	50t
Tom Brady	New England	12/6/09	29	19	352	2	2	81t
Steve Grogan	New England	11/29/79	39	21	350	3	2	38
Eli Manning	N.Y. Giants	10/30/11	45	31	349	2	0	26
Ben Roethlisberger	Pittsburgh	12/8/13	39	23	349	3	0	67
Dennis Shaw	Buffalo	10/18/70	32	24	348	2	2	48
Derek Carr	Oakland	9/23/18	39	27	345	1	2	66
Daryle Lamonic	Oakland	9/21/68	24	15	344	4	0	73t
Mike Tomczak	Pittsburgh	11/20/94	42	26	343	0	0	40
Erik Kramer	Chicago	10/27/97	50	32	343	2	0	54
Andrew Luck	Indianapolis	11/25/18	37	30	343	3	2	36
Ken Anderson	Cincinnati	11/28/83	36	23	342	1	2	80t
Pat Ryan	N.Y. Jets	11/27/88	43	27	341	2	1	35
Tony Eason	New England	9/17/89	49	25	341	1	1	45
* Jim Kelly	Buffalo	1/12/91	29	19	339	3	1	44
Joe Ferguson	Buffalo	10/12/81	29	20	338	3	0	65t



OPPONENT OUTSTANDING PERFORMANCES

GAMES OF 300+ PASSING YARDS

PLAYER	TEAM	DATE	ATT.	COMP.	YDS.	TD	INT.	LG
Andy Dalton	Cincinnati	10/31/13	53	32	338	0	3	26
Eli Manning	N.Y. Giants	12/14/15	31	27	337	4	0	84t
Derek Carr	Las Vegas	12/26/20	34	21	336	1	0	85t
Matt Ryan	Atlanta	10/24/21	40	25	336	2	1	49t
Brian Griese	Denver	10/13/02	46	27	335	1	2	52
Sam Darnold	N.Y. Jets	9/16/18	25	41	334	1	2	44
Steve Bartkowski	Atlanta	9/21/80	36	18	332	2	0	53
Tom Brady	New England	11/8/09	37	25	332	1	1	71t
Joe Ferguson	Buffalo	12/17/77	40	25	331	1	3	27
Joe Montana	San Francisco	1/20/85	35	24	331	3	0	34
Vinny Testaverde	Baltimore	10/19/97	47	32	331	1	0	34t
Philip Rivers	L.A. Chargers	9/17/17	39	31	331	1	0	24
Ken O'Brien	N.Y. Jets	9/24/89	37	27	329	3	1	37t
Drew Bledsoe	New England	1/2/94	43	27	329	4	1	42
Tyrod Taylor	Buffalo	12/24/16	39	26	329	3	0	53
Kurt Warner	St. Louis	9/30/01	31	24	328	4	0	45t
Trent Green	Kansas City	9/29/02	34	24	328	5	0	46
Brooks Bollinger	N.Y. Jets	12/18/05	42	28	327	2	0	60t
Baker Mayfield	Cleveland	11/24/19	34	24	327	3	1	37
Bruce Matheson	Seattle	10/4/87	42	20	326	2	3	30
Warren Moon	Minnesota	9/25/94	37	26	326	3	0	44t
Philip Rivers	San Diego	11/13/16	44	23	326	3	4	51t
Neil O'Donnell	N.Y. Jets	9/15/96	44	25	325	3	3	78t
Kevin Kolb	Arizona	9/30/12	48	29	324	3	2	46t
Lamar Jackson	Baltimore	9/8/19	20	17	324	5	0	83t
Boomer Esiason	N.Y. Jets	9/12/93	33	22	323	2	1	51
Glenn Foley	N.Y. Jets	11/9/97	48	25	322	1	1	33
Andrew Luck	Indianapolis	9/15/13	43	25	321	1	1	47
Mark Rypien	St. Louis	12/24/95	42	27	320	2	1	31
Tyler Thigpen	Kansas City	12/21/08	41	20	320	2	3	75
Jim Harbaugh	Indianapolis	10/8/95	33	25	319	3	0	47t
Neil O'Donnell	N.Y. Jets	10/12/97	37	24	319	2	0	70
Trevor Lawrence	at Jacksonville	10/17/21	41	25	319	2	0	29
Carson Palmer	Cincinnati	12/30/07	32	23	316	3	1	70t
Ryan Fitzpatrick	Buffalo	12/18/11	47	31	316	2	3	28
Mitchell Trubisky	Chicago	10/14/18	31	22	316	3	1	54
Sam Bradford	St. Louis	10/14/12	39	26	315	0	0	65
Steve Bono	Kansas City	12/12/94	55	33	314	2	3	22t
* Joe Montana	Kansas City	12/31/94	37	26	314	2	1	57t
Dan Fouts	San Diego	10/15/78	30	22	313	1	2	46
Tony Eason	New England	10/21/84	29	19	313	3	0	76t
Aaron Rodgers	Green Bay	10/17/10	33	18	313	1	1	86t
* Mark Malone	Pittsburgh	1/6/85	36	20	312	3	3	29t
Drew Bledsoe	New England	12/24/00	34	18	312	2	2	59
Philip Rivers	San Diego	12/20/15	36	26	311	3	2	31
Richard Todd	N.Y. Jets	10/4/81	39	28	310	4	1	46
Philip Rivers	L.A. Chargers	9/29/19	30	24	310	2	0	25
Carson Wentz	Philadelphia	12/1/19	46	28	310	3	1	27
Alex Van Pelt	Buffalo	11/25/01	34	21	309	3	1	80t
Mike Livingston	Kansas City	10/19/69	34	17	308	1	1	93t
Neil Lomax	St. Louis	9/30/84	37	22	308	1	0	29
Matt Schaub	Baltimore	12/6/15	46	32	308	1	2	41t
Jay Cutler	Denver	11/2/08	46	24	307	2	3	47
Philip Rivers	San Diego	10/2/11	31	21	307	1	0	55t
* Dan Pastorini	Houston	12/24/78	29	20	306	1	0	34
Jim Kelly	Buffalo	10/4/92	48	25	306	1	4	28
Drew Bledsoe	Buffalo	12/1/02	27	15	306	3	0	73t
Mark Sanchez	N.Y. Jets	9/23/12	45	21	306	1	2	66
Greg Landry	Baltimore	11/25/79	42	25	304	3	1	31t
Tom Brady	New England	12/24/11	46	27	304	1	0	42
Alex Smith	Kansas City	12/24/17	39	25	304	1	0	52



OPPONENT OUTSTANDING PERFORMANCES

GAMES OF 300+ PASSING YARDS

PLAYER	TEAM	DATE	ATT.	COMP.	YDS.	TD	INT.	LG
Sonny Jurgensen	Washington	10/13/74	39	26	303	2	3	37
Peyton Manning	Indianapolis	9/21/09	23	14	303	2	0	80t
Phillip Rivers	San Diego	9/27/09	33	18	303	0	0	55
Peyton Manning	Indianapolis	9/6/98	37	21	302	1	3	42
Ben Roethlisberger	Pittsburgh	10/24/10	27	19	302	2	0	53t
Pat Ryan	N.Y. Jets	10/4/87	49	30	301	4	2	35t
Derek Carr	Oakland	11/5/17	30	21	300	1	1	44t

GAMES OF 100+ RECEIVING YARDS

PLAYER	TEAM	DATE	NO.	YDS.	TD	LG
* Eric Moulds	Buffalo	1/2/99	9	240	1	65
Eric Decker	N.Y. Jets	12/28/14	10	221	1	74t
Ron Jessie	L.A. Rams	10/3/76	7	220	2	58t
Isaac Bruce	St. Louis	12/24/95	15	210	1	31
Eric Moulds	Buffalo	11/25/01	6	196	2	80t
Wesley Walker	N.Y. Jets	9/21/86	6	194	4	65t
Michael Irvin	Dallas	10/27/96	12	186	1	61
Dallas Clark	Indianapolis	9/21/09	7	183	1	80t
Stanley Morgan	New England	11/8/81	5	182	1	76t
Al Toon	N.Y. Jets	11/27/88	14	181	0	29
Andre Johnson	Houston	10/12/08	10	178	1	61
Reggie Rucker	Cleveland	11/18/79	9	177	1	54
Marvin Harrison	Indianapolis	11/11/01	9	174	3	45
Theo Bell	Pittsburgh	11/30/80	4	173	0	45
A.J. Green	Cincinnati	9/29/16	10	173	1	51
Jordy Nelson	Oakland	9/23/18	6	173	1	66
Johnnie Morton	Detroit	12/7/97	9	171	1	41
Steve Smith	Carolina	9/25/05	11	170	3	53t
Cris Carter	Minnesota	9/10/00	9	168	0	42
Sammy Watkins	Buffalo	11/8/15	8	168	1	63
Wes Welker	New England	12/6/09	10	167	0	58
* Kellen Winslow	San Diego	1/2/82	13	166	1	31
Odell Beckham Jr.	N.Y. Giants	12/14/15	7	166	2	84t
Kyle Pitts	Atlanta	10/24/21	7	163	0	39
Tommy Kane	Seattle	12/16/90	10	162	0	25
Antwaan Randle El	Washington	9/9/07	5	162	0	54
Ben Coates	New England	9/4/94	8	161	2	62t
Don Maynard	N.Y. Jets	12/1/68	7	160	3	54t
Wes Welker	New England	9/12/11	8	160	2	99t
Al Toon	N.Y. Jets	9/24/89	10	159	1	37t
Bake Turner	N.Y. Jets	12/15/68	7	157	0	71
Al Toon	N.Y. Jets	11/10/85	10	156	0	44
Allen Robinson	Jacksonville	9/20/15	6	155	2	52
Nelson Agholor	Las Vegas	12/26/20	5	155	1	85t
Andre Reed	Buffalo	9/1/91	11	154	1	54t
Sammy Watkins	Buffalo	12/24/16	7	154	1	53
Frank Lewis	Buffalo	9/17/78	5	153	1	92t
Larry Fitzgerald	Arizona	9/14/08	6	153	0	75
Stefon Diggs	Buffalo	9/20/20	8	153	1	47
Julian Edelman	New England	1/1/17	8	151	1	77t
* James Lofton	Buffalo	1/12/91	7	149	1	44
Jerry Rice	San Francisco	11/20/95	8	149	2	47t
Stanley Morgan	New England	12/22/86	8	148	2	30t
Jarvis Landry	Cleveland	11/24/19	10	148	2	37
Randy Moss	New England	11/8/09	6	147	1	71t
Santonio Holmes	N.Y. Jets	9/23/12	9	147	0	38
Marquise Brown	Baltimore	9/8/19	4	147	2	83t
Marlin Briscoe	Buffalo	10/18/70	7	145	2	46t
Raymond Butler	Baltimore	9/27/81	4	145	2	67t
Keyshawn Johnson	N.Y. Jets	12/12/99	11	144	2	27
Marvin Harrison	Indianapolis	9/15/02	11	144	1	33



OPPONENT OUTSTANDING PERFORMANCES

GAMES OF 100+ RECEIVING YARDS

PLAYER	TEAM	DATE	NO.	YDS.	TD	LG
Terrelle Pryor Sr.	Cleveland	9/25/16	8	144	0	40
Mark Carrier	Tampa Bay	10/30/88	9	142	0	47
George Sauer	N.Y. Jets	11/20/66	7	142	0	–
* Stephone Paige	Kansas City	1/5/91	8	142	1	33
Santana Moss	N.Y. Jets	9/14/03	5	142	1	61
Elijah Moore	N.Y. Jets	11/21/21	8	141	1	62t
Tony Gonzalez	Kansas City	9/29/02	7	140	3	42t
Anquan Boldin	Arizona	9/14/08	6	140	3	79t
George Sauer	N.Y. Jets	10/22/67	6	139	1	61t
Julian Edelman	New England	12/15/13	13	139	1	24t
Wes Welker	New England	10/21/07	9	138	2	36
Wes Welker	New England	12/24/11	12	138	0	42
Antonio Brown	Pittsburgh	12/8/13	5	138	1	56
Jimmy Teal	Seattle	10/4/87	9	137	0	32
Joey Galloway	Seattle	10/6/96	5	137	2	65t
John Brown	Buffalo	11/17/19	9	137	2	40t
Alshon Jeffrey	Philadelphia	12/1/19	9	137	1	27
Alfred Jenkins	Atlanta	9/21/80	4	136	0	33
Jeff Graham	N.Y. Jets	9/15/96	5	136	1	78t
* Jimmy Smith	Jacksonville	1/15/00	5	136	2	70t
Travis Kelce	Kansas City	12/13/20	8	136	1	32
Ben Coates	New England	11/3/96	5	135	2	84t
Gene Foster	San Diego	10/2/66	6	134	2	63t
Jim Whalen	Boston	10/15/67	6	134	3	–
Andre Reed	Buffalo	10/13/96	10	134	0	49
Brent Celek	Philadelphia	11/15/15	4	134	0	60
Leonard Thompson	Detroit	10/27/85	6	133	1	48
Stephone Paige	Kansas City	12/3/89	7	133	1	38t
Greg Jennings	Green Bay	10/17/10	6	133	1	86t
Fred Biletnikoff	Oakland	9/20/69	9	132	1	13t
Otis Taylor	Kansas City	10/19/69	4	131	0	79
J.J. Birden	Kansas City	12/12/94	10	131	1	22t
Shawn Jefferson	New England	11/23/98	6	131	1	38
Troy Brown	New England	10/19/03	6	131	1	82t
Chad Johnson	Cincinnati	12/30/07	4	131	2	70t
Hines Ward	Pittsburgh	10/24/10	7	131	1	43
Danny Amendola	New England	12/15/13	10	131	0	30
Brandon Marshall	N.Y. Jets	11/29/15	9	131	2	47
Chris Burkett	Buffalo	10/25/87	9	130	1	34
Eric Moulds	Buffalo	12/1/02	5	130	1	57t
Randy Vataha	New England	12/5/71	7	129	2	51t
* Steve Largent	Seattle	12/29/84	6	128	1	56t
Matt Jones	Jacksonville	12/3/06	6	128	1	33
A.J. Green	Cincinnati	10/31/13	11	128	0	21
Brandon Marshall	N.Y. Jets	10/4/15	7	128	0	58
Tyler Boyd	Cincinnati	12/22/19	9	128	2	34t
Cris Collinsworth	Cincinnati	11/28/83	8	127	0	48
Jake Reed	Minnesota	9/25/94	9	127	0	21
Andre Reed	Buffalo	12/16/96	6	127	1	67t
Nate Washington	Houston	10/25/15	9	127	2	27t
Charlie Mitchell	Denver	12/4/66	4	126	1	79t
Wesley Walker	N.Y. Jets	11/26/78	6	126	1	42
Roy Williams	Detroit	11/23/06	6	126	0	41
Jared Cook	Oakland	11/5/17	8	126	0	35
Lance Alworth	San Diego	11/12/67	4	125	1	54t
Stanley Morgan	New England	10/5/86	6	125	1	27t
Tim Brown	Oakland	11/30/97	8	125	1	36
Raghib Ismail	Dallas	11/25/99	5	125	1	65t
Marvin Harrison	Indianapolis	12/5/99	8	125	0	36
Randy Moss	New England	11/23/08	8	125	3	29t
Emmanuel Sanders	Denver	11/23/14	9	125	0	35
Tyrell Williams	San Diego	11/13/16	5	125	1	51t



OPPONENT OUTSTANDING PERFORMANCES

GAMES OF 100+ RECEIVING YARDS

PLAYER	TEAM	DATE	NO.	YDS.	TD	LG
T.Y. Hilton	Indianapolis	11/25/18	7	125	0	36
Stanley Morgan	New England	11/29/79	5	124	1	38t
Rob Moore	N.Y. Jets	9/12/93	6	124	0	51
Rob Moore	N.Y. Jets	11/27/94	7	124	0	35
T.Y. Hilton	Indianapolis	9/15/13	6	124	0	47
* Antonio Brown	Pittsburgh	1/8/17	5	124	2	62t
Will Fuller	Houston	10/25/18	5	124	1	73t
Antonio Brown	Tampa Bay	10/10/21	7	124	2	62t
Antonio Gates	San Diego	12/11/05	13	123	1	25
Christian Kirk	Arizona	11/8/20	5	123	1	56t
Jim Whalen	Boston	12/17/67	4	122	0	33
* Fred Biletnikoff	Oakland	12/21/74	8	122	1	20
Dokie Williams	L.A. Raiders	12/2/84	2	122	1	75t
Andre Reed	Buffalo	9/11/88	8	122	0	21
* Andre Reed	Buffalo	1/12/91	4	122	2	43
Randy Moss	New England	10/21/07	4	122	2	50t
Don Maynard	N.Y. Jets	10/1/67	10	121	0	—
Don Maynard	N.Y. Jets	11/2/69	4	121	2	42t
Wayne Patrick	Buffalo	10/18/70	6	121	0	48
Joe Washington	Baltimore	11/11/79	10	121	0	23
Henry Ellard	L.A. Rams	12/14/86	8	121	1	22
Tony Martin	San Diego	11/5/95	7	121	1	50t
Darrell Jackson	Seattle	10/28/01	5	121	1	64
Torrey Smith	Baltimore	10/6/13	6	121	0	41
George Sauer	N.Y. Jets	10/1/67	10	120	0	—
Sammy White	Minnesota	12/11/76	9	120	3	36t
Butch Woolfolk	Houston	9/8/85	3	120	1	80t
Wes Welker	New England	11/23/08	8	120	0	64
Vincent Jackson	San Diego	9/27/09	5	120	0	55
Lance Alworth	San Diego	10/2/66	6	119	2	—
Eric Sievers	San Diego	11/18/84	12	119	2	24
Fred Biletnikoff	Oakland	10/4/69	9	119	1	23
Mike Jones	New Orleans	12/7/86	6	119	0	34
Andre Johnson	Houston	9/9/12	8	119	1	29
Tim Patrick	Denver	11/22/20	5	119	0	61
Vincent Brisby	New England	11/12/95	6	118	1	47t
Andre Roberts	Arizona	9/30/12	6	118	2	46t
Richard Caster	N.Y. Jets	10/7/74	3	117	1	89t
O.J. Simpson	Buffalo	12/7/75	8	117	1	62t
Eric Sievers	New England	12/10/89	6	117	0	41
Carl Pickens	Cincinnati	10/1/95	9	117	3	44t
Lee Evans	Buffalo	12/4/05	5	117	3	56t
Sammy Watkins	Buffalo	9/14/14	8	117	1	30
Robby Anderson	N.Y. Jets	12/8/19	7	117	1	39
Paul Coffman	Green Bay	10/28/79	5	116	1	78t
Jimmie Giles	Tampa Bay	10/20/85	7	116	4	39t
Irving Fryar	Philadelphia	10/20/96	8	116	4	38t
Shawn Jefferson	New England	10/25/98	4	116	0	54
Lee Evans	Buffalo	10/26/08	7	116	0	33
Peyton Hillis	Denver	11/2/08	7	116	1	47
Tony Hill	Dallas	12/17/84	6	115	1	66t
Steve Breaston	Kansas City	11/6/11	7	115	0	37
Julio Jones	Atlanta	9/22/13	9	115	0	28
Isaac Curtis	Cincinnati	11/28/83	4	114	1	80t
Stanley Morgan	New England	10/21/84	3	114	1	76t
Dennis Northcutt	Cleveland	12/26/04	4	114	1	58t
Darren Sproles	New Orleans	9/30/13	7	114	1	48
Martellus Bennett	New England	9/18/16	5	114	1	37
Otis Taylor	Kansas City	11/13/66	4	113	1	89t
Otis Taylor	Kansas City	9/28/68	3	113	1	44
Eric Crabtree	Cincinnati	9/14/69	3	113	2	69t
James Lofton	L.A. Raiders	10/9/88	5	113	0	32



OPPONENT OUTSTANDING PERFORMANCES

GAMES OF 100+ RECEIVING YARDS

PLAYER	TEAM	DATE	NO.	YDS.	TD	LG
Tim Brown	Oakland	10/31/99	7	113	0	32
Calvin Johnson	Detroit	11/9/14	7	113	1	49t
Rob Gronkowski	New England	10/29/15	6	113	1	47t
Mike Evans	Tampa Bay	10/10/21	6	113	2	34t
Jim Colclough	Boston	12/17/67	3	112	0	52
* Mike Barber	Houston	12/24/78	4	112	0	55
Wesley Walker	N.Y. Jets	10/4/81	8	112	2	46
Will Moore	New England	9/10/95	8	112	0	33
Terry Glenn	New England	11/3/96	10	112	0	20
A.J. Green	Cincinnati	10/7/18	6	112	0	23
Darren Waller	Las Vegas	12/26/20	5	112	0	33
Wayne Patrick	Buffalo	10/18/70	6	111	0	48
Roy Jefferson	Washington	10/13/74	7	111	1	37t
John Holland	Buffalo	9/13/76	2	111	2	58t
* John Stallworth	Pittsburgh	1/6/85	4	111	2	65t
Kevin House	Tampa Bay	10/20/85	4	111	0	57
Al Toon	N.Y. Jets	9/21/86	7	111	0	31
Torry Holt	St. Louis	9/30/01	4	111	1	45t
Sterling Shepard	N.Y. Giants	12/15/19	9	111	0	24
Jakobi Meyers	New England	12/20/20	7	111	0	35
* Ed Podolak	Kansas City	12/25/71	8	110	1	29
Anthony Miller	San Diego	12/27/93	7	110	2	41t
Randy Moss	Minnesota	12/21/02	7	110	0	60
Jeremy Shockey	N.Y. Giants	10/5/03	11	110	0	20
Lee Evans	Buffalo	12/5/04	4	110	2	69t
Taylor Gabriel	Chicago	10/14/18	5	110	0	54
Cooper Kupp	L.A. Rams	11/1/20	11	110	0	22
Cole Beasley	Buffalo	10/31/21	10	110	0	20
Emerson Boozer	N.Y. Jets	10/1/67	5	109	2	–
Richie Anderson	N.Y. Jets	10/23/00	12	109	0	19
Golden Tate	Detroit	11/9/14	11	109	0	28
Tyreek Hill	Kansas City	12/24/17	6	109	0	52
Wesley Walker	N.Y. Jets	9/3/78	4	108	2	47t
* Charlie Joiner	San Diego	1/2/82	7	108	0	39
Art Monk	N.Y. Jets	11/27/94	5	108	0	69
* Steve Tasker	Buffalo	12/30/95	5	108	1	37t
Dedric Ward	N.Y. Jets	11/9/97	6	108	0	33
Leon Washington	N.Y. Jets	12/25/06	4	108	0	64
Jacoby Ford	Oakland	11/28/10	4	108	1	52
Vincent Jackson	San Diego	10/2/11	3	108	1	55t
Donnie Avery	Indianapolis	11/4/12	5	108	0	48
Jordan Cameron	Cleveland	9/8/13	9	108	1	22
Mark Andrews	Baltimore	9/8/19	8	108	1	39
Jack Snow	L.A. Rams	10/31/71	5	107	1	51t
Jordy Nelson	Green Bay	10/12/14	9	107	1	22
Javorius Allen	Baltimore	12/6/15	12	107	1	41t
Rob Gronkowski	New England	12/9/18	8	107	1	17
Gabriel Davis	Buffalo	1/3/21	2	107	1	56t
Warren Wells	Oakland	9/21/68	3	106	1	73t
Raymond Chester	Baltimore	10/10/76	5	106	0	48
Frank Lewis	Buffalo	10/12/81	5	106	0	30
Tony Hill	Dallas	10/25/81	5	106	0	38
* Wes Chandler	San Diego	1/2/82	6	106	0	47
Andre Reed	Buffalo	12/4/94	3	106	2	83t
Warrick Dunn	Tampa Bay	9/21/97	6	106	1	58t
Laveranues Coles	N.Y. Jets	10/15/06	5	106	2	58t
Leonard Hankerson	Washington	11/13/11	8	106	0	22
D.K. Metcalf	Seattle	10/4/20	4	106	0	37
Bake Turner	N.Y. Jets	12/14/69	4	105	2	34t
Harold Jackson	New England	11/29/79	5	105	1	33
Eddie Brown	Cincinnati	11/8/87	8	105	0	32
Jermaine Lewis	Baltimore	10/19/97	6	105	0	28



OPPONENT OUTSTANDING PERFORMANCES

GAMES OF 100+ RECEIVING YARDS

PLAYER	TEAM	DATE	NO.	YDS.	TD	LG
Wayne Chrebet	N.Y. Jets	12/13/98	5	105	1	52
Tony Martin	Atlanta	12/27/98	3	105	1	53
Ed McCaffrey	Denver	9/13/99	6	105	3	61t
Jeremy Shockey	New Orleans	10/25/09	4	105	0	66
Art Powell	Oakland	9/2/66	8	104	1	17t
* Elmo Wright	Kansas City	12/25/71	3	104	0	63
Derrick Gaffney	N.Y. Jets	9/30/79	4	104	0	43
Wayne Chrebet	N.Y. Jets	10/12/97	5	104	1	70
Tim Brown	Oakland	12/6/98	9	104	2	27
Wayne Chrebet	N.Y. Jets	10/23/00	6	104	2	28
Gary Garrison	San Diego	10/11/69	4	103	2	40t
* Ken Burrough	Houston	12/24/78	6	103	0	53
Thurman Thomas	Buffalo	9/1/91	8	103	1	50t
* Kimble Anders	Kansas City	12/31/94	6	103	1	57t
Aaron Hernandez	New England	9/12/11	7	103	1	30
Wes Welker	New England	12/2/12	12	103	1	14
JuJu Smith-Schuster	Pittsburgh	10/28/19	5	103	1	34
DJ Moore	Carolina	11/28/21	4	103	0	64
Marvin Harrison	Indianapolis	9/6/98	5	102	1	42
Troy Brown	New England	12/24/00	8	102	0	22
David Patten	New England	10/6/02	5	102	2	34t
Doug Jolley	N.Y. Jets	12/18/05	9	102	1	60t
Jamaal Charles	Kansas City	12/21/08	3	102	0	75
Kellen Winslow	Tampa Bay	11/15/09	7	102	0	37
Rob Gronkowski	New England	1/2/11	6	102	1	28
T.Y. Hilton	Indianapolis	11/4/12	6	102	1	36t
Elbert Dubenion	Buffalo	9/18/66	5	101	0	26
Jerry LeVias	Houston	11/23/69	4	101	1	-
Andre Rison	Atlanta	10/11/92	7	101	1	22t
Heath Miller	Pittsburgh	9/7/06	3	101	1	87t
Andre Johnson	Houston	10/1/06	9	101	1	30
Cecil Shorts	Jacksonville	12/16/12	6	101	0	30
Richard Caster	N.Y. Jets	11/24/74	6	100	2	45t
Al Toon	N.Y. Jets	12/7/87	5	100	1	44t
Lawrence Dawsey	Tampa Bay	12/1/91	8	100	1	17t
Curtis Conway	Chicago	10/27/97	6	100	0	54
Ken Dilger	Indianapolis	12/14/97	5	100	3	43
Ben Watson	Cleveland	12/5/10	10	100	1	22
Jimmy Graham	New Orleans	9/30/13	4	100	2	43t
Keenan Allen	L.A. Chargers	9/17/17	9	100	0	24
Terry McLaurin	Washington	10/13/19	4	100	2	33t
Marvin Jones	at Jacksonville	10/17/21	7	100	1	28

GAMES OF 100+ RUSHING YARDS

PLAYER	TEAM	DATE	NO.	YDS.	TD	LG
O.J. Simpson	Buffalo	12/5/76	24	203	1	75t
Rueben Mayes	New Orleans	12/7/86	28	203	2	34t
Earl Campbell	Houston	11/20/78	28	199	4	81t
* Terrell Davis	Denver	1/9/99	21	199	2	62
Justin Fargas	Oakland	9/30/07	22	179	0	48
Freeman McNeil	N.Y. Jets	10/14/85	28	173	0	20
Ricky Watters	Philadelphia	10/20/96	25	173	1	49t
Gerald Riggs	Atlanta	11/30/86	33	172	1	31
Eric Dickerson	Indianapolis	12/4/88	31	169	1	19
Jamal Lewis	Baltimore	1/2/05	34	167	1	20
C.J. Anderson	Denver	11/23/14	27	167	1	26
* Le'Veon Bell	Pittsburgh	1/8/17	29	167	2	26
** John Riggins	Washington	1/30/83	38	166	1	43t
Reuben Droughns	Cleveland	11/20/05	30	166	1	75t
Chris Ivory	N.Y. Jets	10/4/15	29	166	1	24
Thurman Thomas	Buffalo	9/1/91	25	165	1	20



OPPONENT OUTSTANDING PERFORMANCES

GAMES OF 100+ RUSHING YARDS

PLAYER	TEAM	DATE	NO.	YDS.	TD	LG
Jim Nance	Boston	12/17/67	24	164	2	29
William Andrews	Atlanta	12/10/83	21	161	1	24t
* Earnest Byner	Cleveland	1/4/86	16	161	2	66t
Hoyle Granger	Houston	12/23/67	21	160	1	23
Wayne Wilson	New Orleans	10/2/83	34	160	0	12
* Thurman Thomas	Buffalo	12/30/95	25	158	1	32
Kerryon Johnson	Detroit	10/21/18	19	158	0	71
Don Woods	San Diego	9/29/74	18	157	2	56t
Earnest Byner	Washington	12/2/90	32	157	3	21
Antowain Smith	New England	12/22/01	26	156	1	44
Laurence Maroney	New England	12/23/07	14	156	1	59t
Marcus Allen	L.A. Raiders	12/2/84	20	155	3	52t
Eric Dickerson	Indianapolis	11/15/87	30	154	1	13
Thurman Thomas	Buffalo	12/23/90	30	154	1	13t
Christian Okoye	Kansas City	10/13/91	23	153	2	38t
Dick Post	San Diego	11/3/68	21	151	0	24
Travis Henry	Buffalo	12/1/02	35	151	1	13
Thurman Thomas	Buffalo	10/29/89	27	148	1	30t
Christian Okoye	Kansas City	12/3/89	32	148	1	13
Thurman Thomas	Buffalo	12/17/95	35	148	1	15
Brian Westbrook	Philadelphia	11/18/07	32	148	0	36
Adrian Peterson	Minnesota	9/19/10	28	145	1	23
Aaron Jones	Green Bay	11/11/18	15	145	2	67
James Conner	Pittsburgh	10/28/19	23	145	1	25
Barry Sanders	Detroit	9/15/91	32	143	0	14
Lee Suggs	Cleveland	12/26/04	38	143	0	13
Lydell Mitchell	Baltimore	10/9/77	17	142	1	64t
Curtis Martin	New England	11/12/95	30	142	2	23
Woody Campbell	Houston	12/3/67	18	141	1	42
* Natrone Means	San Diego	1/8/95	24	139	1	24t
Earl Campbell	Houston	12/4/83	28	138	1	35t
Edgerrin James	Indianapolis	9/15/02	30	138	0	13
C.J. Spiller	Buffalo	12/23/12	22	138	0	62
Barry Sanders	Detroit	12/7/97	30	137	1	19
Dalvin Cook	Minnesota	12/16/18	19	136	2	26
Thurman Thomas	Buffalo	11/18/91	23	135	1	30
* Fred Taylor	Jacksonville	1/15/00	18	135	1	90t
Josh Allen	Buffalo	12/2/18	9	135	0	28
Paul Robinson	Cincinnati	11/17/68	22	134	3	54t
Jim Nance	Boston	11/27/66	23	133	1	27t
Lamar Miller	Houston	10/25/18	18	133	1	58
Freeman McNeil	N.Y. Jets	11/4/84	20	132	1	52
Johnny Hector	N.Y. Jets	12/22/91	13	132	0	47
Travis Henry	Buffalo	10/20/02	22	132	0	34
Knile Davis	Kansas City	9/21/14	32	132	1	21t
Mike Garrett	Kansas City	9/24/67	20	131	0	28
Brandon Jacobs	N.Y. Giants	10/28/07	23	131	0	15
Edgerrin James	Indianapolis	12/5/99	23	130	2	41t
Darren McFadden	Dallas	11/22/15	29	129	0	35
LeSean McCoy	Buffalo	12/24/16	24	128	1	19t
Michael Pittman	Tampa Bay	10/16/05	15	127	1	57t
Ryan Mathews	San Diego	11/17/13	19	127	0	51
Joe Washington	Baltimore	10/29/78	20	126	0	29
Floyd Little	Denver	10/27/68	25	126	1	19
Antowain Smith	Buffalo	11/14/99	29	126	0	24
Chris Johnson	Tennessee	11/11/12	23	126	1	21
Eric Dickerson	Indianapolis	9/25/88	30	125	0	9
Thurman Thomas	Buffalo	10/9/94	31	125	2	26t
Ezekiel Elliott	Dallas	9/22/19	19	125	0	18
Earnest Jackson	San Diego	11/18/84	28	124	0	16
Eric Dickerson	L.A. Rams	12/14/86	28	124	1	25
Robert Holmes	Kansas City	9/28/68	13	123	1	76t



OPPONENT OUTSTANDING PERFORMANCES

GAMES OF 100+ RUSHING YARDS

PLAYER	TEAM	DATE	NO.	YDS.	TD	LG
Neal Anderson	Chicago	9/4/88	24	123	2	15
Scott Lockwood	New England	12/27/92	30	123	0	23
Tatum Bell	Denver	12/12/04	17	123	2	29
LeGarrette Blount	New England	9/18/16	29	123	1	26
Tony Dorsett	Dallas	10/25/81	24	122	0	18
DeAngelo Williams	Carolina	11/19/09	13	122	0	50
Walter Payton	Chicago	12/2/85	23	121	0	15
Larry Kinnebrew	Buffalo	10/29/89	21	121	1	25
Dorsey Levens	Green Bay	9/14/97	21	121	0	23
Corey Dillon	New England	12/20/04	26	121	1	20
Alfred Morris	Washington	9/13/15	25	121	0	14
DeMarco Murray	Tennessee	10/9/16	27	121	0	14
O.J. Simpson	Buffalo	11/18/73	20	120	0	28
Earl Campbell	Houston	11/5/79	32	120	0	11
* Chuck Muncie	San Diego	1/2/82	24	120	1	19
Curtis Martin	N.Y. Jets	10/14/01	22	120	1	27t
Jim Braxton	Buffalo	11/18/73	17	119	0	36
Craig James	New England	11/3/85	23	119	0	14
Ronnie Harmon	Buffalo	11/29/87	23	119	0	19
Jerome Bettis	Pittsburgh	11/25/96	27	119	0	14
Natrone Means	San Diego	12/27/93	18	118	3	65t
Edgerrin James	Indianapolis	11/26/00	26	118	0	13
Ahman Green	Green Bay	10/22/06	18	118	1	70t
Adrian Peterson	Washington	10/13/19	23	118	0	25
Warren Williams	Pittsburgh	12/18/88	16	117	0	33
* Thurman Thomas	Buffalo	1/12/91	32	117	2	14
Chris Johnson	Tennessee	11/14/10	17	117	1	30
Franco Harris	Pittsburgh	11/30/80	28	116	1	9t
Freeman McNeil	N.Y. Jets	9/12/82	13	116	0	48
Freeman McNeil	N.Y. Jets	11/26/84	24	116	0	39
Curtis Martin	N.Y. Jets	11/1/04	19	115	1	25t
Lamont Jordan	N.Y. Jets	11/1/04	14	115	1	25t
Willie Parker	Pittsburgh	9/7/06	29	115	0	32
Fred Jackson	Buffalo	12/9/07	15	115	0	27
Emerson Boozer	N.Y. Jets	12/13/70	18	114	0	21
Curtis Brown	Buffalo	11/12/78	11	114	1	58t
James Jones	Detroit	10/27/85	36	114	1	8
Jim Nance	Boston	10/15/67	20	113	0	19
Mel Owens	Detroit	12/15/73	27	113	1	10
Horace Ivory	New England	10/22/78	15	113	2	28
* Curt Warner	Seattle	12/31/83	29	113	2	18
Terry Allen	Minnesota	9/25/94	15	113	1	45
Colin Kaepernick	San Francisco	11/27/16	10	113	0	30
Alex Collins	Baltimore	10/26/17	18	113	0	19
Edgerrin James	Indianapolis	12/17/00	32	112	0	15
LeSean McCoy	Buffalo	11/8/15	16	112	1	48t
Dion Lewis	New England	11/26/17	15	112	0	25
Sony Michel	New England	9/30/18	25	112	1	23
Saquon Barkley	N.Y. Giants	12/15/19	24	112	2	12
Hoyle Granger	Houston	12/3/67	25	111	1	13
Jim Nance	Boston	12/8/68	19	111	1	30t
Wilbert Montgomery	Philadelphia	9/24/78	25	111	0	12
Willis McGahee	Buffalo	10/17/04	26	111	0	31
Peyton Barber	Las Vegas	9/26/21	23	111	1	27t
Franco Harris	Pittsburgh	11/14/76	22	110	1	26
Rocky Bleier	Pittsburgh	11/14/76	20	110	0	13
Eric Dickerson	Indianapolis	12/30/90	20	110	0	16
Corey Dillon	Cincinnati	10/1/00	22	110	0	19
Curtis Martin	N.Y. Jets	10/3/04	24	110	1	13
Thomas Jones	N.Y. Jets	9/23/07	25	110	0	12
Karlos Williams	Buffalo	9/27/15	12	110	1	41t
Karlos Williams	Buffalo	11/8/15	9	110	2	38t



OPPONENT OUTSTANDING PERFORMANCES

GAMES OF 100+ RUSHING YARDS

PLAYER	TEAM	DATE	NO.	YDS.	TD	LG
Jonathan Stewart	Carolina	11/13/17	17	110	0	18
Jim Nance	Boston	11/9/69	17	109	0	23
Stump Mitchell	St. Louis	9/30/84	20	109	2	19
* Terry Allen	Baltimore	1/13/02	25	109	1	13
Joe Cribbs	Buffalo	12/27/82	19	108	1	62t
Curtis Martin	N.Y. Jets	10/4/98	36	108	1	15
Larry Johnson	Kansas City	12/21/08	12	108	1	33
Denard Robinson	Jacksonville	10/26/14	18	108	0	41
Freeman McNeil	N.Y. Jets	11/10/85	26	107	0	13
Eric Dickerson	Indianapolis	12/17/89	21	107	2	17
* Edgerrin James	Indianapolis	12/30/00	21	107	0	34
Marshawn Lynch	Buffalo	12/9/07	23	107	0	11
Mark Ingram II	Baltimore	9/8/19	14	107	2	49
Lydell Mitchell	Baltimore	11/23/75	26	106	1	32t
Sam Cunningham	New England	9/19/76	21	106	0	15
Eddie George	Tennessee	9/7/97	23	106	1	13t
Raymont Harris	Chicago	10/27/97	25	106	1	9
Nick Chubb	Cleveland	11/24/19	21	106	1	17
Kyler Murray	Arizona	11/8/20	11	106	1	28
Franco Harris	Pittsburgh	12/3/73	15	105	1	21t
Marcus Allen	L.A. Raiders	9/19/83	22	105	0	15
* Craig James	New England	1/12/86	22	105	0	21
Willis McGahee	Baltimore	10/19/08	19	105	1	17
Fred Jackson	Buffalo Bills	12/22/13	18	105	1	14
Chris Johnson	N.Y. Jets	12/1/14	17	105	0	47
Lydell Mitchell	Baltimore	12/9/73	35	104	0	9
John Stephens	New England	11/6/88	25	104	1	13t
Rod Bernstine	San Diego	12/15/91	13	104	3	63t
Willis McGahee	Baltimore	12/16/07	29	104	0	19
Chris Johnson	Tennessee	12/20/09	29	104	0	14
Sammy Winder	Denver	9/29/85	20	103	2	19
Brad Baxter	N.Y. Jets	11/1/92	20	103	0	28
Jamal Anderson	Atlanta	12/27/98	18	103	1	36t
Emmitt Smith	Dallas	11/25/99	31	103	0	28
Garrison Hearst	San Francisco	12/16/01	26	103	0	23
Ben Tate	Houston	9/18/11	23	103	0	16
Tony Pollard	Dallas	9/22/19	13	103	1	28
Jonathan Taylor	Indianapolis	10/3/21	16	103	1	38
Thomas Jones	N.Y. Jets	11/1/09	27	102	0	11
Eric Dickerson	L.A. Rams	10/30/83	14	101	1	40
Duce Staley	Pittsburgh	9/26/04	22	101	0	38
Thomas Jones	N.Y. Jets	9/7/08	22	101	1	14
* Wendell Hayes	Kansas City	12/25/71	22	100	0	22
Mark van Eeghen	New England	12/12/82	22	100	0	11
Chris Brown	Tennessee	9/11/04	16	100	0	52
Damien Harris	New England	9/12/21	23	100	0	35

* Playoff game

** Super Bowl



DOLPHINS LARGEST COMEBACKS

DOLPHINS				
MARGIN	SCORE/QUARTER	FINAL SCORE	DATE	OPPONENT
1. 24 points	0-24 (2nd)	34-27	12/15/74	NEW ENGLAND
2. 21 points	0-21 (2nd)	24-23	12/4/05	BUFFALO
3. 18 points	3-21 (2nd)	24-21	1/4/86	CLEVELAND*
18 points	6-24 (3rd)	28-24	11/27/94	at N.Y. Jets
18 points	3-21 (2nd)	24-21	11/14/71	PITTSBURGH
6. 17 points	0-17 (3rd)	21-17	11/10/68	at Buffalo
17 points	3-20 (2nd)	31-23	11/12/89	at N.Y. Jets
17 points	0-17 (2nd)	28-20	10/29/00	GREEN BAY
17 points	0-17 (3rd)	20-17	10/15/17	at Atlanta

NOTE: Miami's largest fourth-quarter comeback was from a 20-point deficit (3-23 to 24-23) against Buffalo on December 4, 2005.

OPPONENTS				
MARGIN	SCORE/QUARTER	FINAL SCORE	DATE	OPPONENT
1. 23 points	7-30 (4th)	40-37 (OT)	10/23/00	at N.Y. Jets
2. 21 points	0-21 (2nd)	34-31 (OT)	10/25/87	BUFFALO
21 points	3-24 (3rd)	27-24 (OT)	10/8/95	INDIANAPOLIS
21 points	3-24 (2nd)	46-34	10/25/09	NEW ORLEANS
5. 18 points	10-28 (2nd)	45-28	10/9/77	at Baltimore
6. 17 points	0-17 (3rd)	21-17	10/14/01	at N.Y. Jets
17 points	0-17 (3rd)	27-24	12/14/11	at New England
17 points	0-17 (3rd)	27-17	10/7/18	at Cincinnati

* Playoff Game

DOLPHINS 10 LARGEST MARGINS

...OF VICTORY				
MARGIN	SCORE	DATE	OPPONENT	
1. 52 points	52-0	11/12/72	NEW ENGLAND	
2. 44 points	44-0	11/11/73	BALTIMORE	
3. 43 points	43-0	10/19/75	at N.Y. Jets	
4. 42 points	42-0	9/10/78	at Baltimore	
42 points	45-3	11/24/86	N.Y. JETS	
42 points	42-0	10/11/87	KANSAS CITY	
7. 41 points	55-14	11/24/77	at St. Louis	
8. 38 points	45-7	12/20/70	BUFFALO	
38 points	41-3	10/17/71	NEW ENGLAND	
38 points	52-14	9/3/95	N.Y. JETS	

...OF DEFEAT				
MARGIN	SCORE	DATE	OPPONENT	
1. 55 points	62-7	1/15/00	at Jacksonville*	
2. 49 points	59-10	9/8/19	BALTIMORE	
3. 45 points	48-3	9/28/68	KANSAS CITY	
4. 43 points	43-0	9/15/19	NEW ENGLAND	
5. 41 points	41-0	10/8/67	at Kansas City	
41 points	41-0	12/14/97	at Indianapolis	
7. 40 points	40-0	10/26/17	at Baltimore	
8. 35 points	35-0	11/1/70	at Baltimore	
35 points	42-7	10/13/91	at Kansas City	
35 points	38-3	1/9/99	at Denver*	
35 points	35-0	9/19/21	vs. Buffalo	

* Playoff Game



DOLPHINS HOME AND AWAY

(Regular Season)

YEAR	HOME	PCT.	ROAD	PCT.	OVERALL	PCT.
1966	2-5	.286	1-6	.143	3-11	.214
1967	4-3	.571	0-7	.000	4-10	.286
1968	1-5-1	.214	4-3	.571	5-8-1	.393
1969	2-4-1*	.357	1-6*	.143	3-10-1	.250
1970	6-1	.857	4-3	.571	10-4	.714
1971	6-1	.857	4-2-1	.643	10-3-1	.750
1972	7-0	1.000	7-0	1.000	14-0	1.000
1973	7-0	1.000	5-2	.714	12-2	.857
1974	7-0	1.000	4-3	.571	11-3	.786
1975	5-2	.714	5-2	.714	10-4	.714
1976	3-4	.429	3-4	.429	6-8	.429
1977	6-1	.857	4-3	.571	10-4	.714
1978	7-1	.875	4-4	.500	11-5	.688
1979	6-2	.750	4-4	.500	10-6	.625
1980	5-3	.625	3-5	.375	8-8	.500
1981	6-1-1	.813	5-3	.625	11-4-1	.719
1982	4-0	1.000	3-2	.600	7-2	.778
1983	7-1	.875	5-3	.625	12-4	.750
1984	7-1	.875	7-1	.875	14-2	.875
1985	8-0	1.000	4-4	.500	12-4	.750
1986	4-4	.500	4-4	.500	8-8	.500
1987	4-3	.571	4-4	.500	8-7	.533
1988	4-4	.500	2-6	.250	6-10	.375
1989	4-4	.500	4-4	.500	8-8	.500
1990	7-1	.875	5-3	.625	12-4	.750
1991	5-3	.625	3-5	.375	8-8	.500
1992	6-2	.750	5-3	.625	11-5	.688
1993	4-4	.500	5-3	.625	9-7	.563
1994	6-2	.750	4-4	.500	10-6	.625
1995	5-3	.625	4-4	.500	9-7	.563
1996	4-4	.500	4-4	.500	8-8	.500
1997	6-2	.750	3-5	.375	9-7	.563
1998	7-1	.875	3-5	.375	10-6	.625
1999	5-3	.625	4-4	.500	9-7	.563
2000	5-3	.625	6-2	.750	11-5	.688
2001	7-1	.875	4-4	.500	11-5	.688
2002	7-1	.875	2-6	.250	9-7	.563
2003	4-4	.500	6-2	.750	10-6	.625
2004	3-5	.375	1-7	.125	4-12	.250
2005	5-3	.625	4-4	.500	9-7	.563
2006	4-4	.500	2-6	.250	6-10	.375
2007	1-7#	.125	0-8	.000	1-15	.063
2008	5-3	.625	6-2	.750	11-5	.688
2009	4-4	.500	3-5	.375	7-9	.438
2010	1-7	.125	6-2	.750	7-9	.438
2011	4-4	.500	2-6	.250	6-10	.375
2012	5-3	.625	2-6	.250	7-9	.438
2013	4-4	.500	4-4	.500	8-8	.500
2014	4-4	.500	4-4@	.500	8-8	.500
2015	3-5^	.375	3-5	.375	6-10	.375
2016	6-2	.750	4-4	.500	10-6	.625
2017	4-4&	.500	2-6	.250	6-10	.375
2018	6-2	.750	1-7	.125	7-9	.438
2019	3-5	.375	2-6	.250	5-11	.313
2020	5-3	.625	5-3	.625	10-6	.625
2021	3-3	.500	2-4\$.333	5-7	.417
TOTALS	270-156-3	.633	202-228-1	.470	472-384-4	.551

* Includes 38-23 loss to Boston at Tampa. # Includes 13-10 loss to N.Y. Giants at London, England. @ Includes 38-14 win over Oakland at London, England. ^ Includes 27-14 loss to N.Y. Jets at London, England. & Includes 20-0 loss to New Orleans at London, England. \$ Includes 20-23 loss to Jacksonville at London, England.



DOLPHINS MONTH BY MONTH

(Regular Season)

YEAR	SEPTEMBER	OCTOBER	NOVEMBER	DECEMBER	JANUARY	RECORD
1966	0-3	2-2	0-4	1-2	0-0	3-11
1967	1-1	0-4	1-3	2-2	0-0	4-10
1968	0-3	2-1-1	2-2	1-2	0-0	5-8-1
1969	0-3	1-2-1	1-4	1-1	0-0	3-10-1
1970	1-1	3-1	3-2	3-0	0-0	10-4
1971	1-0-1	4-1	4-0	1-2	0-0	10-3-1
1972	2-0	5-0	4-0	3-0	0-0	14-0
1973	2-1	4-0	4-0	2-1	0-0	12-2
1974	2-1	3-1	3-1	3-0	0-0	11-3
1975	1-1	4-0	2-2	3-1	0-0	10-4
1976	2-1	2-3	1-3	1-1	0-0	6-8
1977	2-0	3-2	3-1	2-1	0-0	10-4
1978	2-2	4-1	2-2	3-0	0-0	11-5
1979	4-1	2-2	3-2	1-1	0-0	10-6
1980	3-1	1-3	2-3	2-1	0-0	8-8
1981	4-0	1-2-1	3-2	3-0	0-0	11-4-1
1982	2-0	0-0	1-1	3-1	1-0	7-2
1983	3-1	3-2	3-1	3-0	0-0	12-4
1984	5-0	4-0	3-1	2-1	0-0	14-2
1985	3-1	2-2	3-1	4-0	0-0	12-4
1986	1-3	2-2	3-2	2-1	0-0	8-8
1987	1-1	1-3	3-2	3-1	0-0	8-7
1988	1-3	4-1	0-4	1-2	0-0	6-10
1989	1-2	3-2	3-1	1-3	0-0	8-8
1990	3-1	3-0	3-1	3-2	0-0	12-4
1991	2-3	1-2	3-1	2-2	0-0	8-8
1992	3-0	3-1	2-3	3-1	0-0	11-5
1993	2-1	4-0	3-1	0-4	0-1	9-7
1994	3-1	3-1	2-2	2-2	0-0	10-6
1995	3-0	2-3	1-3	3-1	0-0	9-7
1996	3-1	1-3	2-2	2-2	0-0	8-8
1997	2-2*	3-1	3-2	1-2	0-0	9-7
1998	3-0	2-2	3-2	2-2	0-0	10-6
1999	2-0	4-1	2-2	1-3	0-1	9-7
2000	3-1	3-1	3-1	2-2	0-0	11-5
2001	2-1	2-1	3-1	3-2	1-0	11-5
2002	3-1	2-1	2-2	2-3	0-0	9-7
2003	2-1	3-1	3-2	2-2	0-0	10-6
2004	0-3	1-3	1-3	2-2	0-1	4-12
2005	2-1	1-3	1-3	4-0	1-0	9-7
2006	1-2	0-4	4-0	1-4	0-0	6-10
2007	0-4	0-4	0-3	1-4	0-0	1-15
2008	1-2	2-2	4-1	4-0	0-0	11-5
2009	0-3	2-1	3-2	2-2	0-1	7-9
2010	2-1	2-2	2-2	1-3	0-1	7-9
2011	0-3	0-4	3-1	2-2	1-0	6-10
2012	1-3	3-0	1-3	2-3	0-0	7-9
2013	3-1	1-3	1-2	3-2	0-0	8-8
2014	2-2	2-1	2-2	2-3	0-0	8-8
2015	1-2	2-2	1-3	1-3	1-0	6-10
2016	1-3	2-1	4-0	3-1	0-1	10-6
2017	1-1	3-2	0-4	2-3	0-0	6-10
2018	3-1	1-3	1-2	2-3	0-0	7-9
2019	0-4	0-3	2-2	3-2	0-0	5-11
2020	1-2	2-1	4-1	3-1	0-1	10-6
2021	1-2	0-5	4-0	-	-	5-7
TOTALS	100-83-1	120-99-3	130-103	117-92	5-7	472-384-4

* includes August 31, 1997, 16-10 win over Indianapolis



PRIME TIME DOLPHINS

YEAR	DATE	OPPONENT	SCORE	W/L	NETWORK	ATTENDANCE
1970	Mon., Nov. 30	at Atlanta	20-7	W	ABC	53,303
1971	Mon., Nov. 29	CHICAGO	34-3	W	ABC	73,071
1972	Mon., Nov. 27	ST. LOUIS	31-10	W	ABC	78,190
1973	Mon., Oct. 15	at Cleveland	17-9	W	ABC	72,070
1973	Mon., Dec. 3	PITTSBURGH	30-26	W	ABC	68,901
1974	Mon., Oct. 7	N.Y. JETS	21-17	W	ABC	61,527
1974	Mon., Dec. 2	CINCINNATI	24-3	W	ABC	71,962
1975	Mon., Sept. 22	OAKLAND	21-31	L	ABC	78,744
1975	Mon., Dec. 1	NEW ENGLAND	20-7	W	ABC	61,963
1976	Mon., Sept. 13	at Buffalo	30-21	W	ABC	77,683
1976	Mon., Nov. 22	BALTIMORE	16-17	L	ABC	62,104
1977	Mon., Dec. 5	BALTIMORE	17-6	W	ABC	68,977
1978	Mon., Oct. 9	CINCINNATI	21-0	W	ABC	54,729
1978	Mon., Nov. 20	at Houston	30-35	L	ABC	50,290
1978	Mon., Dec. 18	NEW ENGLAND	23-3	W	ABC	72,071
1979	Mon., Oct. 8	at Oakland	3-13	L	ABC	52,419
1979	Mon., Nov. 5	HOUSTON	6-9	L	ABC	70,273
1979	Thur., Nov. 29	NEW ENGLAND	39-24	W	ABC	69,174
1980	Mon., Oct. 27	at N.Y. Jets	14-17	L	ABC	53,046
1980	Thur., Nov. 20	SAN DIEGO	24-27	L (OT)	ABC	63,013
1980	Mon., Dec. 8	NEW ENGLAND	16-13	W (OT)	ABC	63,292
1981	Thur., Sept. 10	PITTSBURGH	30-10	W	ABC	74,190
1981	Mon., Oct. 12	at Buffalo	21-31	L	ABC	78,576
1981	Mon., Nov. 30	PHILADELPHIA	13-10	W	ABC	67,797
1982	Mon., Nov. 29	at Tampa Bay	17-23	L	ABC	54,854
1982	Mon., Dec. 27	BUFFALO	27-10	W	ABC	73,924
1983	Mon., Sept. 19	at L.A. Raiders	14-27	L	ABC	57,796
1983	Mon., Nov. 28	CINCINNATI	38-14	W	ABC	74,506
1983	Fri., Dec. 16	N.Y. JETS	34-14	W	ABC	59,975
1984	Mon., Sept. 17	at Buffalo	21-17	W	ABC	65,455
1984	Mon., Nov. 26	N.Y. JETS	28-17	W	ABC	74,884
1984	Mon., Dec. 17	DALLAS	28-21	W	ABC	74,139
1985	Mon., Oct. 14	at N.Y. Jets	7-23	L	ABC	73,807
1985	Mon., Dec. 2	CHICAGO	38-24	W	ABC	75,594
1985	Mon., Dec. 16	NEW ENGLAND	30-27	W	ABC	69,489
1986	Mon., Nov. 10	at Cleveland	16-26	L	ABC	77,949
1986	Mon., Nov. 24	N.Y. JETS	45-3	W	ABC	70,206
1986	Mon., Dec. 22	NEW ENGLAND	27-34	L	ABC	74,516
1987	Sun., Nov. 22	at Dallas	20-14	W	ESPN	56,519
1987	Mon., Dec. 7	N.Y. JETS	37-28	W	ABC	62,592
1987	Sun., Dec. 20	WASHINGTON	23-21	W	ESPN	65,715
1987	Mon., Dec. 28	NEW ENGLAND	10-24	L	ABC	61,192
1988	Mon., Nov. 14	BUFFALO	6-31	L	ABC	67,091
1988	Sun., Nov. 20	NEW ENGLAND	3-6	L	ESPN	53,526
1988	Mon., Dec. 12	CLEVELAND	38-31	W	ABC	61,884
1989	Sun., Dec. 10	NEW ENGLAND	31-10	W	ESPN	55,918
1990	Thur., Oct. 18	NEW ENGLAND	17-10	W	TNT	62,630
1990	Mon., Nov. 19	L.A. RAIDERS	10-13	L	ABC	70,553
1990	Sun., Dec. 9	PHILADELPHIA	23-20	W (OT)	ESPN	67,034
1991	Sun., Nov. 10	NEW ENGLAND	30-20	W	ESPN	56,065
1991	Mon., Nov. 18	BUFFALO	27-41	L	ABC	71,062
1991	Mon., Dec. 9	CINCINNATI	37-13	W	ABC	60,616
1992	Mon., Sept 14	at Cleveland	27-23	W	ABC	74,765
1992	Mon., Nov. 16	BUFFALO	20-26	L	ABC	70,629
1992	Mon., Dec. 14	L.A. RAIDERS	20-7	W	ABC	67,098
1992	Sun., Dec. 20	N.Y. JETS	19-17	W	ESPN	68,275
1993	Mon., Oct. 4	WASHINGTON	17-10	W	ABC	68,568
1993	Sun., Oct. 24	INDIANAPOLIS	41-27	W	TNT	57,301
1993	Mon., Dec 13	PITTSBURGH	20-21	L	ABC	70,232
1993	Mon., Dec. 27	at San Diego	20-45	L	ABC	60,311
1994	Sun., Oct. 2	at Cincinnati	23-7	W	TNT	55,056
1994	Sun., Dec. 4	BUFFALO	31-42	L	ESPN	69,358
1994	Mon., Dec. 12	KANSAS CITY	45-28	W	ABC	71,578



PRIME TIME DOLPHINS

YEAR	DATE	OPPONENT	SCORE	W/L	NETWORK	ATTENDANCE
1994	Sun., Dec. 25	DETROIT	27-20	W	ESPN	70,980
1995	Mon., Sept. 18	PITTSBURGH	23-10	W	ABC	72,874
1995	Sun., Nov. 5	at San Diego	24-14	W	ESPN	61,996
1995	Mon., Nov. 20	SAN FRANCISCO	20-44	L	ABC	73,080
1995	Mon., Dec. 11	KANSAS CITY	13-6	W	ABC	70,321
1996	Sun., Sept. 8	at Arizona	38-10	W	TNT	55,444
1996	Mon., Sept. 23	at Indianapolis	6-10	L	ABC	60,891
1996	Mon., Nov. 25	PITTSBURGH	17-24	L	ABC	73,489
1996	Mon., Dec. 16	BUFFALO	16-14	W	ABC	67,016
1997	Sun., Sept. 21	at Tampa Bay	21-31	L	TNT	73,314
1997	Mon., Oct. 27	CHICAGO*	33-36	L (OT)	ABC	73,156
1997	Mon., Nov. 17	BUFFALO	30-13	W	ABC	74,155
1997	Sun., Dec. 7	DETROIT	33-30	W	ESPN	72,266
1997	Mon., Dec. 22	NEW ENGLAND	12-14	L	ABC	74,379
1998	Mon., Oct. 12	at Jacksonville	21-28	L	ABC	74,051
1998	Mon., Nov. 23	at New England	23-26	L	ABC	58,729
1998	Sun., Dec. 13	N.Y. JETS	16-21	L	ESPN	74,369
1998	Mon., Dec. 21	DENVER	31-21	W	ABC	74,363
1999	Mon., Sept. 13	at Denver	38-21	W	ABC	75,623
1999	Mon., Oct. 4	BUFFALO	18-23	L	ABC	74,073
1999	Sun., Nov. 7	TENNESSEE	17-0	W	ESPN	74,109
1999	Mon., Dec. 27	N.Y. JETS	31-38	L	ABC	74,230
2000	Sun., Sept. 17	BALTIMORE	19-6	W	ESPN	73,464
2000	Mon., Oct. 23	at N.Y. Jets	37-40	L (OT)	ABC	78,389
2001	Sun., Sept. 9	at Tennessee	31-23	W	ESPN	68,798
2001	Mon., Dec. 10	INDIANAPOLIS	41-6	W	ABC	73,858
2002	Sun., Oct. 13	at Denver	24-22	W	ESPN	75,941
2002	Mon., Nov. 4	at Green Bay	10-24	L	ABC	63,284
2002	Sun., Nov. 10	at N.Y. Jets	10-13	L	ESPN	78,920
2002	Mon., Dec. 9	CHICAGO	27-9	W	ABC	73,609
2003	Sun., Sept. 21	BUFFALO	17-7	W	ESPN	73,458
2003	Mon., Oct. 27	at San Diego#	26-10	W	ABC	73,014
2003	Sun., Nov. 23	WASHINGTON	24-23	W	ESPN	73,578
2003	Mon., Dec. 15	PHILADELPHIA	27-34	L	ABC	73,780
2004	Sun., Sept. 19	at Cincinnati	13-16	L	ESPN	65,705
2004	Sun., Sept. 26	PITTSBURGH@	3-13	L	CBS	72,225
2004	Mon., Nov. 1	at N.Y. Jets	14-41	L	ABC	78,216
2004	Mon., Dec. 20	NEW ENGLAND	29-28	W	ABC	73,629
2004	Sun., Dec. 26	CLEVELAND	10-7	W	ESPN	73,169
2005	Fri., Oct. 21	KANSAS CITY%	20-30	L	CBS	68,350
2006	Thur., Sept. 7	at Pittsburgh	17-28	L	NBC	64,927
2006	Mon., Dec. 25	N.Y. JETS	10-13	L	ESPN	73,500
2007	Mon., Nov. 26	at Pittsburgh	0-3	L	ESPN	57,704
2009	Mon., Sept. 21	INDIANAPOLIS	23-27	L	ESPN	66,227
2009	Mon., Oct. 12	N.Y. JETS	31-27	W	ESPN	69,767
2009	Thur., Nov. 19	at Carolina	24-17	W	NFLN	73,475
2010	Sun., Sept. 26	N.Y. JETS	23-31	L	NBC	70,481
2010	Mon., Oct. 4	NEW ENGLAND	14-41	L	ESPN	69,090
2010	Thur., Nov. 18	CHICAGO	0-16	L	NFLN	68,752
2011	Mon., Sept. 12	NEW ENGLAND	24-38	L	ESPN	66,860
2011	Mon., Oct. 17	at N.Y. Jets	6-24	L	ESPN	78,912
2012	Thurs., Nov. 11	at Buffalo	14-19	L	NFLN	69,118
2013	Mon., Sept. 30	at New Orleans	17-38	L	ESPN	73,118
2013	Thur., Oct. 31	Cincinnati	22-20	W (OT)	NFLN	52,388
2013	Mon. Nov. 11	at Tampa Bay	19-22	L	ESPN	64,448
2014	Thurs., Nov. 13	BUFFALO	22-9	W	NFLN	71,573
2014	Mon., Dec. 1	at N.Y. Jets	16-13	W	ESPN	78,160
2015	Thur., Oct. 29	at New England	7-36	L	NFLN	66,829
2015	Mon., Dec. 14	N.Y. Giants	24-31	L	ESPN	65,408
2016	Thur., Sept. 29	at Cincinnati	7-22	L	NFLN	60,834
2016	Sat., Dec. 17	at N.Y. Jets	34-13	W	NFLN	78,160
2017	Thur., Oct. 26	at Baltimore	0-40	L	CBS/NFLN/ Amazon	70,408
2017	Sun., Nov. 5	OAKLAND	24-27	L	NBC	65,139



YEAR	DATE	OPPONENT	SCORE	W/L	NETWORK	ATTENDANCE
2017	Mon., Nov. 13	at Carolina	21-45	L	ESPN	72,790
2017	Mon., Dec. 11	NEW ENGLAND	27-20	W	ESPN	65,548
2018	Thur., Oct. 25	at Houston	23-42	L	FOX/NFLN/ Amazon	71,726
2019	Mon., Oct. 28	at Pittsburgh	14-27	L	ESPN	59,244
2020	Thur., Sept. 24	at Jacksonville	31-13	W	NFLN	16,563
2020	Sat., Dec. 26	at Las Vegas	26-25	W	NFLN	0
2021	Thur., Nov. 11	BALTIMORE	22-10	W	FOX/NFLN/ Amazon	65,948

TOTALS: 42-43 Monday Night (34-22 home, 8-21 road); 29-18 Other (19-9 home, 10-9 road)

* Game originally scheduled for Sun., Oct. 26 postponed to Mon., Oct. 27 due to Game 7 of World Series.

Game played at Sun Devil Stadium in Tempe, Ariz. due to California wildfires.

@ Game originally scheduled to start at 1:00 p.m. but moved back to 8:30 p.m. because of Hurricane Jeanne.

% Game originally scheduled for Sunday, October 23 at 1:00 p.m. but moved up to Friday, October 21 at 7:00 p.m. because of the impending arrival of Hurricane Wilma.

DOLPHINS' 10 LARGEST CROWDS

(Regular Season and Postseason games only)

1966-96 = actual attendance

1997-2021 = paid attendance

HOME (Modernized Hard Rock Stadium, 2015-21)@

ATTENDANCE	DATE	OPPONENT	RESULT	W/L
1. 66,163	1/1/17	New England	14-35	L
2. 66,087	12/9/18	New England	34-33	W
3. 65,948	11/11/21	Baltimore	22-10	W
4. 65,856	11/27/16	San Francisco	31-24	W
5. 65,798	12/23/18	Jacksonville	7-17	L
6. 65,791	10/14/18	Chicago	31-28 (OT)	W
7. 65,750	12/11/16	Arizona	26-23	W
8. 65,722	11/6/16	N.Y. Jets	27-23	W
9. 65,667	9/23/18	Oakland	28-20	W
10. 65,658	10/23/16	Buffalo	28-25	W

HOME (Hard Rock Stadium, 1987-14)@

ATTENDANCE	DATE	OPPONENT	RESULT	W/L
1. 75,283	10/27/96	Dallas	10-29	L
2. 74,379	12/22/97	New England	12-14	L
3. 74,369	12/13/98	N.Y. Jets	16-21	L
4. 74,363	12/21/98	Denver	31-21	W
5. 74,320	11/19/00	N.Y. Jets	3-20	L
6. 74,307	12/10/00	Tampa Bay	13-16	L
7. 74,295	11/21/99	New England	27-17	W
8. 74,259	11/18/01	N.Y. Jets	0-24	L
9. 74,240	1/4/09	*Baltimore	9-27	L
10. 74,230	12/27/99	N.Y. Jets	31-38	L

HOME (Orange Bowl, 1966-86)

ATTENDANCE	DATE	OPPONENT	RESULT	W/L
1. 78,939	1/2/72	*Baltimore	21-0	W
2. 78,914	11/19/72	N.Y. Jets	28-24	W
3. 78,744	9/22/75	Oakland	21-31	L
4. 78,196	12/24/72	*Cleveland	20-14	W
5. 77,596	10/15/72	San Diego	24-10	W
6. 76,801	11/27/72	St. Louis	31-10	W
7. 76,696	12/16/72	Baltimore	16-0	W
8. 76,029	1/6/85	*Pittsburgh	45-28	W
9. 75,770	12/23/73	*Cincinnati	34-16	W
10. 75,594	12/2/85	Chicago	38-24	W



DOLPHINS' 10 LARGEST CROWDS

ROAD				
ATTENDANCE	DATE	OPPONENT	RESULT	W/L
1. 103,667	1/30/83	**Washington (at Pasadena)	17-27	L
2. 90,163	9/9/07	Washington	13-16 (OT)	L
3. 90,127	9/22/19	Dallas	6-31	L
4. 87,418	11/24/11	Dallas	19-20	L
5. 85,462	1/14/73	**Washington (at L.A.)	14-7	W
6. 84,059	1/20/85	**San Francisco (at Stanford)	16-38	L
7. 83,483	11/20/16	Los Angeles	14-10	W
8. 83,436	9/28/14	Oakland (at London, Eng.)	38-14	W
9. 80,591	1/16/72	**Dallas (at New Orleans)	3-24	L
10. 80,374	11/18/79	Cleveland	24-30	L

* Playoff Game *Super Bowl

@ 81,176 saw the Dolphins and Giants play on October 28, 2007 at London's Wembley Stadium, which was designated as a Dolphins home game. 83,986 saw the Dolphins and Jets play on October 4, 2015 at London's Wembley Stadium, which was designated as a Dolphins home game. 84,423 saw the Dolphins and Saints play on October 1, 2017 at London's Wembley Stadium, which was designated as a Dolphins home game.

NOTE: The largest attendance for a Dolphins game was 104,629 for a preseason game against Denver in Mexico City on Aug. 4, 1997.

DOLPHINS' COLDEST/WARMEST GAMES

COLDEST GAMES				
DATE	TEAM	W/L	SCORE	CONDITIONS
12/21/08	at Kansas City	W	38-31	10°, sunny
12/11/77	at New England	L	10-14	14°, clear
1/8/17	*at Pittsburgh	L	12-30	17°, partly cloudy
12/12/82	at New England	L	0-3	22°, snowy
12/17/17	at Buffalo	L	16-24	22°, mostly cloudy
12/8/85	at Green Bay	W	34-24	23°, cloudy
12/18/88	at Pittsburgh	L	24-40	23°, overcast, light snow
12/3/89	at Kansas City	L	21-26	23°, clear
12/27/92	at New England (OT)	W	16-13	23°, clear
12/24/17	at Kansas City	L	13-29	23°, cloudy

* Playoff Game


NOTE: Coldest game in Miami was 12/24/89 vs. Kansas City (27-24 win by Chiefs): 40° and clear.

WARMEST GAMES				
DATE	TEAM	W/L	SCORE	CONDITIONS
9/8/96	at Arizona	W	38-10	101°, night and dry
10/9/88	at L.A. Raiders	W	24-14	96°, clear and dry
9/3/95	N.Y. JETS	W	52-14	94°, mostly sunny
10/9/66	at Oakland	L	10-21	93°, sunny
8/19/83	**at Washington	W	38-7	93°, fair and muggy
9/1/96	NEW ENGLAND	W	24-10	93°, mostly sunny
9/17/72	at Kansas City	W	20-10	91°, sunny
9/24/89	N.Y. JETS	L	33-40	91°, partly sunny
9/18/95	PITTSBURGH	W	23-10	91°, partly cloudy
9/8/19	BALTIMORE	L	10-59	91°, mostly cloudy
9/28/80	NEW ORLEANS	W	21-16	90°, partly cloudy
9/4/83	at Buffalo	W	12-0	90°, sunny
9/14/86	INDIANAPOLIS	W	30-10	90°, sunny
8/17/17	**BALTIMORE	L	7-31	90°, partly cloudy
9/23/18	OAKLAND	W	28-20	90°, partly cloudy
9/20/20	BUFFALO	L	28-31	90°, cloudy

** Preseason Game



DOLPHINS IN THE HALL OF FAME



DON SHULA
Coach • Inducted: 1997



NICK BUONICONTI
#85 • LB • Inducted: 2001



LARRY CSONKA
#39 • FB • Inducted: 1987



BOB GRIESE
#12 • QB • Inducted: 1990



JIM LANGER
#62 • C • Inducted: 1987



LARRY LITTLE
#66 • G • Inducted: 1993



DAN MARINO
#13 • QB • Inducted: 2005



DWIGHT STEPHENSON
#57 • C • Inducted: 1998



JASON TAYLOR
#99 • DE • Inducted: 2017



PAUL WARFIELD
#42 • WR • Inducted: 1983

OTHER DOLPHINS HALL OF FAMERS



BOBBY BEATHARD
Coach/Exec • Inducted: 2018



CRIS CARTER
WR • Inducted: 2013



JIMMY JOHNSON
Coach/Exec • Inducted: 2020



BILL PARCELLS
Coach/Exec • Inducted: 2013



JUNIOR SEAU
LB • Inducted: 2015



THURMAN THOMAS
RB • Inducted: 2007



GEORGE YOUNG
Coach/Exec • Inducted: 2020

DOLPHINS RETIRED JERSEYS

12

BOB GRIESE

13

DAN MARINO

39

LARRY CSONKA