



# MIAMI DOLPHINS WEEKLY RELEASE

WEEK 15 • MIAMI DOLPHINS (8-5) AT BUFFALO BILLS (10-3)

SATURDAY, DEC. 17, 2022 | 8:15 PM ET | HIGHMARK STADIUM | ORCHARD PARK, N.Y.



## 2022 MIAMI DOLPHINS SCHEDULE

### PRESEASON

DATE	OPPONENT	STADIUM	TIME/ RESULT	NETWORK	RADIO	PRESENTING SPONSOR	GAME THEME
Sat., Aug. 13	at Tampa Bay	Raymond James Stadium	W, 26-24	WFOR CBS4	560 WQAM KISS 99.9	<b>AutoNation</b>	
Sat., Aug. 20	Las Vegas	Hard Rock Stadium	L, 13-15	WFOR CBS4	560 WQAM KISS 99.9	<b>LEXUS</b>	Play Football
Sat., Aug. 27	Philadelphia	Hard Rock Stadium	W, 48-10	WFOR CBS4	560 WQAM KISS 99.9	<b>AmeriSave</b> MORTGAGE	Play Football

### REGULAR SEASON

DATE	OPPONENT	STADIUM	TIME/ RESULT	NETWORK	RADIO	PRESENTING SPONSOR	GAME THEME
Sun., Sept. 11	New England	Hard Rock Stadium	W, 20-7	CBS	560 WQAM KISS 99.9	<b>Broxell</b> <sup>TM</sup>	Season Kickoff
Sun., Sept. 18	at Baltimore	M&T Bank Stadium	W, 42-38	CBS	560 WQAM KISS 99.9	<b>AutoNation</b>	
Sun., Sept. 25	Buffalo	Hard Rock Stadium	W, 21-19	CBS	560 WQAM KISS 99.9	<b>Hard Rock</b>	Hispanic Heritage
Thurs., Sept. 29	at Cincinnati	Paycor Stadium	L, 15-27	Prime Video	560 WQAM KISS 99.9	<b>FAIR CRUISE</b>	
Sun., Oct. 9	at N.Y. Jets	MetLife Stadium	L, 17-40	CBS	560 WQAM KISS 99.9		
Sun., Oct. 16	Minnesota	Hard Rock Stadium	L, 16-24	FOX	560 WQAM KISS 99.9	<b>UNIVERSITY OF MIAMI HEALTH SYSTEM</b>	Crucial Catch
Sun., Oct. 23	Pittsburgh	Hard Rock Stadium	W, 16-10	NBC	560 WQAM KISS 99.9	<b>pepsi</b>	50th Anniversary of 1972 Perfect Season
Sun., Oct. 30	at Detroit	Ford Field	W, 31-27	CBS	560 WQAM KISS 99.9	<b>SOLIS</b> HEALTH PLANS	
Sun., Nov. 6	at Chicago	Soldier Field	W, 35-32	CBS	560 WQAM KISS 99.9	<b>THE PALM BEACHES</b> RESORTS	
Sun., Nov. 13	Cleveland	Hard Rock Stadium	W, 39-17	CBS	560 WQAM KISS 99.9	<b>p</b>	Salute to Service
Sun., Nov. 27	Houston	Hard Rock Stadium	W, 30-15	CBS	560 WQAM KISS 99.9	<b>TRUIST</b>	Football Unites
Sun., Dec. 4	at San Francisco	Levi's Stadium	L, 17-33	FOX	560 WQAM KISS 99.9		
Sun., Dec. 11	at L.A. Chargers	SoFi Stadium	L, 17-23	NBC	560 WQAM KISS 99.9		
Sat., Dec. 17	at Buffalo	Highmark Stadium	8:15 p.m.	NFL Network	560 WQAM KISS 99.9		
Sun., Dec. 25	Green Bay	Hard Rock Stadium	1 p.m.	FOX	560 WQAM KISS 99.9	<b>verizon</b>	Inspire Change
Sun., Jan. 1	at New England	Gillette Stadium	1 p.m.*	CBS	560 WQAM KISS 99.9	<b>socios.com</b>	
Jan. 7 or 8	N.Y. Jets	Hard Rock Stadium	TBD	TBD	560 WQAM KISS 99.9	<b>SOLIS</b> HEALTH PLANS	Fan Appreciation



AM 560 Sports WQAM is the official English flagship radio partner of the franchise. In addition, all Dolphins games are simulcast on Kiss Country 99.9 "South Florida's Original Country Station" and feature expanded pre-, halftime and postgame shows. The games also can be heard on Dolphins.com and throughout South and Central Florida on a variety of stations that make up the Miami Dolphins Radio Network.



WFOR-TV, CBS4 was once again the preseason home of the Dolphins. All three preseason contests were shown on the CBS affiliate in the Miami-Ft. Lauderdale market, including a national CBS broadcast of the third preseason game at Cincinnati (Aug. 29)





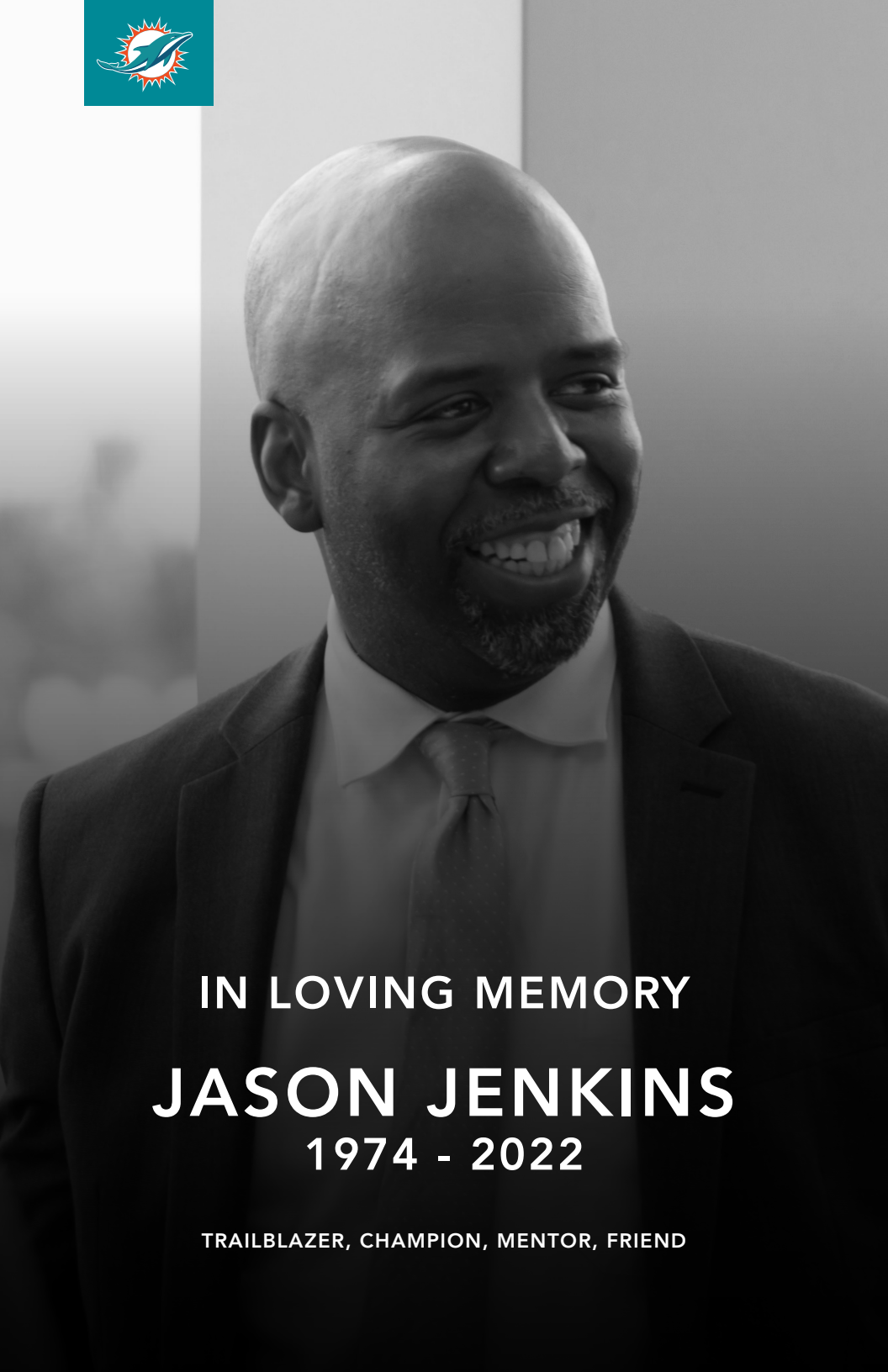
## WEEK 15: BUFFALO TABLE OF CONTENTS

IN LOVING MEMORY – JASON JENKINS	2
MEDIA INFORMATION	3
DOLPHINS NOTES	4-11
WHAT TO LOOK FOR	12
DOLPHINS-BILLS MATCHUP	13-16
2022 ROOKIE CLASS	17
RADIO	18
BAPTIST HEALTH TRAINING COMPLEX	19
50TH ANNIVERSARY OF THE PERFECT SEASON	20-21
HARD ROCK STADIUM	22-23
DOLPHINS IN THE COMMUNITY	24-29
DEPTH CHART	33
TRANSACTIONS	34-35
ROSTERS	36-39
PRONUNCIATION GUIDE	39
CONTRACT STATUS	40
SUPPLEMENTAL STATS	43-55
THE LAST TIME IT HAPPENED	56-59
GAME SUMMARIES	63-75
LAST WEEK'S GAME BOOK	76-88
EXECUTIVE BIOS	91-94
HEAD COACH MIKE McDANIEL	94-95
COACH BIOS	96-98
PLAYER BIOS	99-246
RESERVE LISTS & PRACTICE SQUAD	247
HISTORY & RECORDS	251-330

## MIAMI DOLPHINS MEDIA WEBSITE

[media.miamidolphins.com](https://media.miamidolphins.com)

The Miami Dolphins media website features everything a media member needs to cover the team. Visitors can find transcripts, press releases, weekly releases, credentials, notes, flip cards, an archive of old media guides and gamebooks and more by visiting [media.miamidolphins.com](https://media.miamidolphins.com).



IN LOVING MEMORY

**JASON JENKINS**

1974 - 2022

TRAILBLAZER, CHAMPION, MENTOR, FRIEND





## WEEKLY MEDIA SCHEDULE: WEEK 15 AT BUFFALO

13 TUE	14 WED	15 THU	16 FRI	17 SAT	18 SUN	19 MON
No media availability	<u>Head Coach Mike McDaniel*</u> 1:40 p.m.  <u>Players*</u> 2 p.m. (approx)  <u>QB Tua Tagovailoa*</u> 2 p.m. (approx.)  <u>Practice*</u> 3:50 p.m.	<u>Coordinators*</u> 11:45 a.m.  <u>Head Coach Mike McDaniel*</u> 12:30 p.m.  <u>Practice*</u> 1:25 p.m.  <u>Players*</u> 3 p.m. (approx.)	No media availability	<u>Week 15</u> at Buffalo 8:15 p.m. TV - NFL Network	TBD	TBD

\* All availabilities will be held at the Baptist Health Training Complex; media must RSVP to Vira Halim and have a valid credential to attend

## DOLPHINS ON THE AIR

TV:	NFL Network WFOR-TV (Miami-Ft. Lauderdale)	
Broadcasters:	Kevin Kugler – Play-By-Play Mark Sanchez – Color Analyst Laura Okmin – Sideline Peter Schragr – Sideline	
National Radio:	Westwood One	
Broadcasters:	Bill Rosinski – Play-By-Play Jason McCourt – Color Analyst	
Local Radio:	Dolphins Radio Network KISS 99.9-FM WQAM 560-AM SiriusXM Channel 82/226	
Broadcasters:	Jimmy Cefalo – Play-By-Play Joe Rose – Color Analyst Kim Bokamper – Sideline	
Spanish Radio:	Dolphins Spanish Radio WQBA-1140 AM	
Broadcasters:	Roly Martin – Play-By-Play Eduardo Martell – Color Analyst	

## A DOLPHINS WIN WOULD...

- Give Miami a season sweep of Buffalo for the first time since 2016.
- Be Miami's first win at Highmark Stadium since Dec. 24, 2016.
- Mark the first time Buffalo has been swept by a divisional opponent since 2019, when New England beat them in both regular-season matchups.
- Give Miami a 63-54-1 lead in the all-time series with the Bills, including four playoff games.
- Be the 15th win for **QB Tua Tagovailoa** in his past 19 starts.



## COMMUNICATIONS DEPARTMENT



**ANNE NOLAND**

Sr. Director of Football Communications

O: 954-452-7155  
ANoland@dolphins.com



**BRETT BRECHISEN**

Sr. Manager of Football Communications

O: 954-452-7190  
BBrechisen@dolphins.com



**RENZO SHEPPARD**

Football Communications Manager

O: 954-452-7144  
RSheppard@dolphins.com



**VIRA HALIM**

Football Communications Coordinator

O: 954-452-7177  
VHalim@dolphins.com



**BROOKE BALZANO**

Associate, Leadership Development Program

O: 954-452-7165  
BBalzano@dolphins.com



**PAOLA ARGUETA**

Corporate Communications Manager

O: 305-943-6703  
PArgueta@dolphins.com



**STEPHANIE FONSECA**

Corporate Communications Coordinator

O: 305-943-1515  
SFonseca@dolphins.com



## TEAM NOTES

### DOLPHINS FINISH THREE-GAME ROAD TRIP AT BUFFALO

The Miami Dolphins will play **the final contest of their three-game road trip on Saturday, Dec. 17 at Highmark Stadium** when they face off against the Buffalo Bills at 8:15 p.m. on NFL Network.

The Dolphins defeated the Bills in Week 3 earlier this season, winning by a margin of 21-19. **A win on Saturday would give Miami its first season sweep of Buffalo since 2016** and the first season sweep any AFC East team has had with Buffalo since 2019 (New England).

Miami leads the all-time series with Buffalo by a 62-54-1 margin, including four playoff games.

### McDANIEL IN FIRST SEASON AS NFL HEAD COACH

**The 2022 campaign is Mike McDaniel's 16th as an NFL coach.** He was hired by the Dolphins after spending five seasons (2017-21) with San Francisco, where he was most recently the team's offensive coordinator. **Through 12 games, he has Miami ranked fourth in total offense (380.2 yards per game) and eighth in scoring offense (24.9 points per game).**

In 2021, he oversaw a 49ers offense that ranked seventh in the NFL (375.7 yards per game) and helped San Francisco reach the NFC Championship game.

The Dolphins opened the McDaniel era with back-to-back wins over Super Bowl champion coaches – vs. New England (Bill Belichick) and at Baltimore (John Harbaugh) – as well as a win in Week 3 over Buffalo, ending a 7-game losing streak against the division rival.

McDaniel became the second coach in Dolphins history to win his first three games (Jimmy Johnson, 1996). He defeated another Super Bowl-winning coach in Pittsburgh's Mike Tomlin in Week 7.

From Oct. 23, 2022 to Nov. 27, 2022, McDaniel led the Dolphins to wins in five straight games.

### HOW NEW HEAD COACHES HAVE FARED IN DOLPHINS HISTORY

The 2022 season is just the 11th time the Dolphins have begun a season with a new head coach. **Miami is 83-86 in seasons played under a new head coach and made the playoffs four of the 10 previous times** – 1970 (Don Shula), 2000 (Dave Wannstedt), 2008 (Tony Sparano) and 2016 (Adam Gase).

Here's Miami's track record when beginning the season with a new head coach:

DOLPHINS SEASONS BEGINNING WITH A NEW HEAD COACH		
YEAR	COACH	RECORD
1966	George Wilson	3-11
1970	Don Shula	10-4*
1996	Jimmy Johnson	8-8
2000	Dave Wannstedt	11-5*
2005	Nick Saban	9-7
2007	Cam Cameron	1-15
2008	Tony Sparano	11-5*
2012	Joe Philbin	7-9
2016	Adam Gase	10-6*
2019	Brian Flores	5-11
2022	Mike McDaniel	8-5
TOTAL		83-86

\* playoff appearance

### BREAKING DOWN THE DOLPHINS ROSTER:

Here is how the Dolphins' current 53-man roster breaks down (as of Dec. 12, 2022):

- There are 26 offensive players, 24 defensive players and three specialists.
- Of the 53 players on Miami's roster, **21 of them (39.6 pct.) were drafted by the Dolphins.**
- Miami also has 4 undrafted college free agents on the roster that began their NFL careers with the Dolphins, bringing the total to **25 of the 53 players (47.2 pct.) that began their NFL careers with the Dolphins.**
- Of Miami's 53 players, **13 of them (24.5 pct.) were not selected in the NFL draft.**
- A total of **18 of the 53 players (34.0 pct.) are in their third NFL season or less.**
- A total of **49 of the 53 players (92.4 pct.) are 30 years old or younger.**

BY DRAFT ROUND		BY EXPERIENCE	
ROUND	NO.	YEARS	NO.
1st	9 players	Rookie-1	6 players
2nd or 3rd	15 players	2-3	12 players
4th or 5th	6 players	4-5	20 players
6th or 7th	10 players	6-9	9 players
Undrafted	13 players	10+	6 players

BY AGE	
AGE	NO.
22-24	13 players
25-28	26 players
29-32	11 players
33+	3 players





## TEAM NOTES

### DOLPHINS ARE AMONG THE NFL'S BEST

The Dolphins have improved in all three phases throughout the year and are among the best offenses in the NFL statistically. **Since QB Tua Tagovailoa returned from injury in Week 7, the Dolphins are sixth in total offense (369.1), seventh in scoring offense (26.4), fourth in yards per play (6.27), third in passing offense (271.9), third in net yards per attempt (8.03), fifth in passer rating (103.6), tied for fifth in passing touchdowns (14), ninth in sacks allowed per attempt (5.5%) and fifth in interception rate (1.3%).**

### TEAM RANKINGS

CATEGORY	2022 SEASON		SINCE WEEK 7	
	RANK	NO.	RANK	NO.
Point Margin	11th	+4	10th	+28
Turnover Margin	T-24th	-3	T-7th	+2

### OFFENSIVE RANKINGS

CATEGORY	2022 SEASON		SINCE WEEK 7	
	RANK	NO.	RANK	NO.
Total Offense	7th	367.8	6th	369.1
Scoring Offense	9th	24.3	7th	26.4
Yards Per Play	2nd	6.18	4th	6.27
Passing Offense	2nd	277.9	3rd	271.9
Net Yards Per Pass Attempt	1st	7.89	3rd	8.03
Passer Rating	6th	98.7	5th	103.6
Passing TDs	T-4th	25	T-5th	14
Completion Pct.	21st	63.5%	21st	62.4%
Interception Rate	18th	2.2%	5th	1.3%
Sacks Per Pass Attempt	11th	6.1%	9th	5.5%
Rushing Offense	29th	89.8	25th	97.3
Yards Per Rush	25th	4.06	22nd	4.20
First Downs Per Game	T-11th	20.7	13th	21.0
3rd Down Conv. Pct.	23rd	37.8%	T-20th	37.5%

### DEFENSIVE RANKINGS

CATEGORY	2022 SEASON		SINCE WEEK 7	
	RANK	NO.	RANK	NO.
Total Defense	20th	350.8	17th	341.7
Scoring Defense	T-22nd	24.0	18th	22.4
Yards Allowed Per Play	15th	5.43	7th	5.06
Passing Defense	23rd	242.5	21st	230.3
Net Yds. Allowed Per Pass Att.	16th	6.57	5th	5.86
Opposing Passer Rating	29th	96.4	11th	89.4
Interception Rate	27th	1.5	17th	2.2

### SPECIAL TEAMS RANKINGS

CATEGORY	2022 SEASON		SINCE WEEK 7	
	RANK	NO.	RANK	NO.
Opponent Net Yds Per Punt	11th	40.6	12th	39.7



## OFFENSE NOTES

### DOLPHINS HAVE THE NFL'S SECOND MOST EFFICIENT OFFENSE

Entering Week 15, the Dolphins are second in the league in yards per play (6.18):

BEST YARDS PER PLAY AVERAGE IN THE NFL (2022)			
TEAM	YARDS	PLAYS	YD/PLY
1. Kansas City	5,510	853	6.46
2. <b>MIAMI</b>	<b>4,781</b>	<b>774</b>	<b>6.18</b>
3. Buffalo	5,162	850	6.07
4. Seattle	4,618	769	6.01
5. Philadelphia	5,096	859	5.93

In 2022, Miami has faced five of the top eight scoring defenses in the league. San Francisco leads the league (15.2 points allowed per game) while Buffalo ranks second (17.0), New England is fifth (18.4), the N.Y. Jets are sixth (18.7) and Baltimore is eighth (19.2).

Miami has also been successful in the red zone, scoring touchdowns on 62.5 percent of its trips inside the opponent's 20-yard line, which is seventh in the league. In goal-to-go situations, the Dolphins are fourth in the NFL, scoring TDs at 88.2 pct. (15-of-17):

BEST GOAL-TO-GO TD PCT. IN THE NFL (2022)			
TEAM	GTG POSS.	GTG TDs	GTG PCT.
1. Tennessee	14	13	92.9
2. Detroit	31	28	90.3
3. Philadelphia	27	24	88.9
4. <b>MIAMI</b>	<b>17</b>	<b>15</b>	<b>88.2</b>
5. Dallas	25	22	88.0

The Dolphins have sustained this offensive success while starting three different quarterbacks in a season for the first time since 2010.

### DOLPHINS RANK SEVENTH IN TOTAL OFFENSE

The Dolphins have totaled more than 450 yards of offense in four different games this season. As a result, Miami's averaging 367.8 total yards per game, which ranks seventh in the NFL this season. The Dolphins have not finished a season in the top 10 in total offense since 1995.

TOTAL OFFENSE LEADERS (2022)			
TEAM	RUSHING	PASSING	TOTAL
1. Kansas City	114.6	309.2	423.8
2. Buffalo	133.7	263.4	397.1
3. Philadelphia	162.2	229.8	392.0
4. Detroit	127.5	248.8	376.4
5. Cincinnati	103.6	268.1	371.7
6. Cleveland	149.5	219.3	368.8
7. <b>MIAMI</b>	<b>89.8</b>	<b>277.9</b>	<b>367.8</b>
8. Las Vegas	128.5	233.5	361.9
9. San Francisco	130.6	230.8	361.5
10. Dallas	144.5	215.2	359.6

It's just the fourth season in franchise history that Miami has posted at least four games of 450+ total yards, and the Dolphins still have four games left this season. The other instances were 2016, 1986 and 1984. The franchise record is seven games of 450+ total yards in 1994.

Miami's 547 total yards in Week 2 at Baltimore were the fifth-most in franchise history and most since 1988.

According to NFL Research in the Baltimore win, the Dolphins became the first team in NFL history to have a player record 400+ passing yards and 5+ passing TDs (QB Tua Tagovailoa) in the same game as two teammates recording 170+ receiving yards and 2+ receiving TDs (WR Jaylen Waddle and WR Tyreek Hill).

### TAGOVAILOA IS 14-4 IN HIS LAST 18 STARTS

On Nov. 21, 2021, QB Tua Tagovailoa made his first start since returning from a finger injury on his throwing hand. Tagovailoa helped lead the Dolphins to win that day and has won 14 of his 18 starts (.778) since then.

The .824 winning percentage since that date is third among starting QBs in the NFL (min. 10 starts). Jalen Hurts is first at 16-2 (.889) and Patrick Mahomes is second at 16-4 (.800).

During his career, Tagovailoa has led the Dolphins to 21 wins in 32 starts, good for a .656 winning percentage. Since he entered the league in 2020, his .656 winning percentage is tied for fourth among all NFL QBs who started at least 20 games:

BEST QB WIN PCT. SINCE 2020 (min. 20 starts)			
PLAYER (TEAM)	W	L	%
1. Patrick Mahomes (KC)	25	9	.800
2. Josh Allen (Buf.)	34	12	.739
3. Aaron Rodgers (GB)	31	14	.689
4. Ben Roethlisberger (Pit.)	21	10	.677
5. Lamar Jackson (Bal.)	26	13	.667
6. Ryan Tannehill (Ten.)	29	15	.659
7. <b>TUA TAGOVAILOA (MIA.)</b>	<b>21</b>	<b>11</b>	<b>.656</b>
Jalen Hurts (Phi.)	21	11	.656
9. Dak Prescott (Dal.)	19	10	.655
10. Tom Brady (TB)	30	16	.652

### TAGOVAILOA IS THE NFL'S SECOND-HIGHEST RATED PASSER

QB Tua Tagovailoa is having the best campaign of his three-year career so far.

Tagovailoa is the league's second-highest rated passer (108.2). That number is just shy of the franchise record of 108.9 set by QB Dan Marino in 1984.





## OFFENSE NOTES

### NFL LEADERS IN PASSER RATING (2022)

PLAYER	TEAM	RATING
1. Jalen Hurts	Philadelphia	108.4
2. TUA TAGOVAILOA	MIAMI	108.2
3. Geno Smith	Seattle	106.8
4. Patrick Mahomes	Kansas City	103.4
5. Jimmy Garoppolo	San Francisco	103.0

Tagovailoa leads the league in third-down passer rating (135.9), fourth-quarter passer rating (119.8) and red zone passer rating (115.0).

### TAGOVAILOA HAS BEST CAREER PASSER RATING IN DOLPHINS HISTORY

QB Tua Tagovailoa is the highest rated quarterback in team history. His 95.3 career passer rating is higher than any other Dolphins quarterback all-time:

### HIGHEST PASSER RATING IN DOLPHINS HISTORY (min. 250 att.)

PLAYER	YEARS	RATING
1. TUA TAGOVAILOA	2020-22	95.3
2. Chad Pennington	2008-10	94.5
3. Ryan Fitzpatrick	2019-20	89.0
4. Ryan Tannehill	2012-18	87.0
5. Dan Marino	1983-99	86.4

Tagovailoa's efficiency is also highlighted by his 66.0 completion percentage. That mark is the second-highest in Dolphins history.

### TAGOVAILOA HAS THIRD-BEST THIRD-DOWN PASSER RATING SINCE AT LEAST 1991

QB Tua Tagovailoa has been at his best this season on third downs. He has completed 58-of-87 passes (66.7 pct.) for 834 yards, 10 touchdowns and zero interceptions. That gives him a 135.9 passer rating, which is the third-highest third-down passer rating in a season since the league began tracking passer rating by down in 1991.

### HIGHEST PASSER RATING ON THIRD DOWN IN A SEASON (SINCE 1991)

PLAYER	TEAM	YEAR	RATING
1. Steve Young	SF	1994	141.2
2. Kurt Warner	StL	1999	137.3
3. TUA TAGOVAILOA	MIA.	2022	135.9
4. Aaron Rodgers	GB	2009	133.5
5. Daunte Culpepper	Min.	2004	133.4

Tagovailoa has been averaging 9.59 yards per attempt on third downs this season, which is the third-best mark in the NFL this season.

### CHEETAH BREAKS DOLPHINS RECORD THAT STOOD FOR NEARLY 40 YEARS

WR Tyreek Hill has made quite a splash in his first season with the Dolphins as he broke the franchise's single-season receiving yards record in just his 13th game with the organization.

Hill has 100 receptions for 1,460 yards (14.6 avg.) this season. His 1,460 receiving yards eclipses the team record held by WR Mark Clayton (1,389 yards) since 1984:

### MOST RECEIVING YARDS IN DOLPHINS HISTORY (SINGLE SEASON)

PLAYER	YEAR	REC	YDS	TDs
1. TYREEK HILL	2022	100	1,460	6
2. Mark Clayton	1984	73	1,389	18
3. Mark Duper	1986	67	1,313	11
4. Mark Duper	1984	71	1,306	8
5. Irving Fryar	1994	73	1,270	7

Hill has four games with at least 10 receptions and 150 receiving yards this season, tied with Pro Football Hall of Famers Tim Brown (1997), Calvin Johnson (2012) and Jerry Rice (1995) as well as Antonio Brown (2017) for the most such games in a single season in NFL history. And Hill still has four games remaining.

Hill has four games of 160+ receiving yards in just 13 contests with the Dolphins. It's the second-most in team history behind WR Mark Duper, who had six such games in 69 contests.

Hill has topped 100 receiving yards in six games this year, with five of them coming in Miami's seven road games. That is tied for the second-most 100-yard receiving games in a season by a Dolphins player and just two shy of the team record of eight, set by WR Mark Duper in 1986.

Known for his electrifying big plays, Hill leads the NFL with 17 receptions of 50+ yards since he entered the league in 2016 and has three such plays this season.

### DOLPHINS FEATURE THE NFL'S ONLY PAIR OF 1,000-YARD RECEIVERS

Despite starting three different quarterbacks this season, the Dolphins have two of the NFL's seven receivers that have surpassed 1,000 yards receiving this season. WR Tyreek Hill is second in the league with 1,460 receiving yards while WR Jaylen Waddle is seventh with 1,003. Miami is the only NFL team with two of the top 10 leading receivers:

### NFL RECEIVING YARDS LEADERS (2022)

PLAYER	TEAM	REC	YDS	TDs
1. Justin Jefferson	Min.	99	1,500	6
2. TYREEK HILL	MIA.	100	1,460	6
3. Davante Adams	LV	82	1,247	12
4. Stefon Diggs	Buf.	94	1,239	10
5. Travis Kelce	KC	81	1,039	12
6. A.J. Brown	Phi.	65	1,020	10
7. JAYLEN WADDLE	MIA.	59	1,003	6
8. CeeDee Lamb	Dal.	74	961	6



## OFFENSE NOTES

Hill's 100 receptions also lead the league while Waddle's 17.0 yards per reception is fifth.

The pair owns five of the NFL's top 15 single-game receiving yard totals this season. Hill has four (3rd, 4th, T-7th and 14th) while Waddle has one (T-9th). The pair also has more receiving yards (2,463) than three NFL teams have from their entire roster this year.

### WADDLE IS FIRST DOLPHINS PLAYER TO BEGIN A CAREER WITH BACK-TO-BACK 1,000-YARD SEASONS

As a rookie in 2021, WR Jaylen Waddle caught more passes than any rookie in NFL history. Now a second-year pro, Waddle has surpassed 1,000 yards for the second time in his career. His 1,003 receiving yards this season are seventh in the league and his 17.0 yards per reception is fifth.

Waddle has four 100-yard receiving games this season. He and WR Tyreek Hill are the second pair of Dolphins teammates to post at least 4+ 100-yard games in the same season, joining WR Mark Clayton (6) and WR Mark Duper (4) in 1984.

With 2,018 career receiving yards, Waddle is one of 33 players in the Super Bowl era to surpass 2,000 receiving yards in their first two NFL seasons, and the first Dolphins player to do so.

Waddle caught 125 passes in his first 20 career games. It's the second-most receptions by any player in NFL history in their first 20 games (Odell Beckham Jr., 141 receptions).

Waddle has caught double-digit passes in four of his 29 career games and has eight touchdown receptions in his past 16 games.

### GESICKI MOVES INTO SECOND PLACE IN DOLPHINS TIGHT END RECEIVING

TE Mike Gesicki is among the most decorated tight ends in Dolphins history. His four touchdown receptions this season are tied for fifth among tight ends in the league.

In Week 8, Gesicki surpassed TE Bruce Hardy (2,455) and moved into second-place on Miami's all-time tight end receiving yards chart:

#### DOLPHINS ALL-TIME TIGHT END RECEIVING LEADERS

PLAYER	YEARS	REC	YDS	TDs
1. Randy McMichael	2002-06	283	3,096	18
2. MIKE GESICKI	2018-22	223	2,524	17
3. Bruce Hardy	1978-89	256	2,455	25
4. Anthony Fasano	2008-12, '17	189	2,211	24
5. Charles Clay	2011-14	161	1,809	14

He also ranks third in receptions (223) and sixth in touchdown receptions (17) among Dolphins tight ends.

### MOSTERT RANKS FIFTH IN SUPER BOWL ERA IN RUSHING AVERAGE

RB Raheem Mostert is Miami's leading rusher this season with 610 rushing yards. He's on pace to surpass his career high in rushing yards, which was set in 2019 (772).

In Week 5 at the N.Y. Jets, Mostert broke out for 113 yards on 18 carries (6.3 avg.) and one touchdown. It was the third 100-yard game of Mostert's career.

His career rushing average of 5.29 yards per carry is the fifth-best in the Super Bowl era among running backs with at least 250 attempts:

#### NFL RUSHING AVERAGE LEADERS (RBs only in Super Bowl era; min. 250 att.)

PLAYER	YEARS	ATT	YDS	AVG
1. Rashaad Penny	2018-22	337	1,918	5.69
2. Bo Jackson	1987-90	515	2,782	5.40
3. Hokie Gajan	1982-85	252	1,358	5.39
4. Jamaal Charles	2008-18	1,407	7,563	5.38
5. RAHEEM MOSTERT	2015-22	420	2,220	5.29

### WILSON OFF TO FAST START WITH NEW TEAM

The Dolphins traded for RB Jeff Wilson Jr. from San Francisco on Nov. 1, 2022 and he quickly got up to speed. Wilson led the team in rushing (51 yards) and scored on a 10-yard reception in his first game with his new team, a Week 9 win at Chicago.

The following week, Wilson rushed for 119 yards on 17 carries (7.0 avg.) and a 20-yard touchdown. It was the fifth 100-yard rushing game of Wilson's career.

Combined with Mostert's 100-yard game in Week 5 at the N.Y. Jets, the duo became the first pair of Dolphins teammates to each have a 100-yard rushing game in the same season since 2018 (Frank Gore and Kalen Ballage).

### SHERFIELD ESTABLISHES HIMSELF AS OFFENSIVE THREAT

WR Trent Sherfield is in his fifth NFL season but had never caught more than 19 passes in a year until this season. Through 13 games, he already has career highs in receptions (26), receiving yards (362) and receiving touchdowns (2) and is third on the team in both receptions and yards.

In the Week 13 game at San Francisco, Sherfield scored the fastest touchdown in Dolphins history when he had a 75-yard touchdown reception just 10 seconds into the game. The last NFL team to score a touchdown that quickly was Atlanta on Dec. 11, 2016 at the L.A. Rams.





## DEFENSE NOTES

### MIAMI'S PASS DEFENSE SHOWING IMPROVEMENT

The Dolphins defense has been improving throughout the season in several categories but the most notable is the pass defense.

In the first six weeks of the season, the Dolphins were allowing opponents to gain 7.51 net yards per pass attempt, which ranked 28th in the league. Since then, however, **Miami has dropped that number to just 5.86 net yards per pass attempt, good for fourth in the league since Week 7.**

### DOLPHINS HAVE A SACK IN 11 STRAIGHT GAMES

Miami's pass rush has been heating up lately. The Dolphins have sacked the opposing quarterback in 11 straight games, have multiple sacks in five straight contests and **have totaled 13 sacks in the past three weeks – five vs. Houston in Week 12, four at San Francisco in Week 13 and four at the L.A. Chargers in Week 14.**

The Dolphins have accomplished this using various pass rushers. **Nine different players have recorded at least a half-sack in the past four games and four different Dolphins have multiple sacks since then.**

Miami held Houston to just 210 total yards and 36 rushing yards in its Week 12 victory. **Houston's 36 rushing yards were their second-lowest total in the past two seasons and the fewest allowed by Miami since Dec. 11, 2017 when they allowed 25 rushing yards to New England.**

### WILKINS LEADS ALL NFL D-LINEMEN IN TACKLES

DT **Christian Wilkins** was a first-round pick (13th overall) by Miami in the 2019 NFL Draft and has seen his production improve in each of his four NFL seasons.

Through 14 weeks of the 2022 campaign, **Wilkins leads the league in tackles for defensive linemen:**

NFL DEFENSIVE LINEMEN TACKLES LEADERS (2022)				
PLAYER	TEAM	TOT	SOLO	ASST
1. <b>CHRISTIAN WILKINS</b>	MIA.	75	44	31
2. Maxx Crosby	LV.	73	49	24
3. Grover Stewart	Ind.	59	41	18

He also is tied for fifth among NFL defensive linemen with **14 tackles for loss this season** and has recorded a tackle for loss in 10 of his 13 games played this season.

In Week 13 vs. San Francisco, Wilkins totaled a career-high 12 tackles, **which was tied for the most by a Dolphins defensive lineman in a game since 1994.** DT Ndamukong Suh had 12 tackles at New

England on Sept. 18, 2016.

Since entering the NFL in 2019, **Wilkins is second among all defensive linemen in tackles:**

NFL DEFENSIVE LINEMEN TACKLES LEADERS (SINCE 2019)				
PLAYER	TEAM	TOT	SOLO	ASST
1. Cameron Heyward	Pit.	278	163	115
2. <b>CHRISTIAN WILKINS</b>	MIA.	267	151	116
3. Sam Hubbard	Cin.	256	145	111

### HOWARD LEADS THE NFL IN INTERCEPTIONS SINCE 2016

CB **Xavien Howard** is a three-time Pro Bowl selection (2018, 2020-21) and **leads the NFL in interceptions since he entered the league as a second-round pick in 2016:**

MOST INTERCEPTIONS (SINCE 2016)		
NAME		INT
1. <b>XAVIEN HOWARD (MIA.)</b>		28
2. J.C. Jackson (NE/LAC)		25
3. Kevin Byard (Ten.)		24
Marcus Peters (KC/LAR/Bal.)		24
Justin Simmons (Den.)		24

Howard contributed to an interception in Miami's Week 1 win over New England by deflecting a pass in the end zone that popped up and was picked off by **S Jevon Holland**. In Week 13, he picked off his first pass of the season at San Francisco. He also recovered a fumble in the Week 10 win vs. Cleveland and returned a fumble for a touchdown – the fourth defensive TD of his career – in the Week 12 win vs. Houston.

Howard's **28 career INTs are sixth in Dolphins history** and within striking distance of the team record:

MOST INTERCEPTIONS IN DOLPHINS HISTORY		
NAME	YEARS	INTs
1. Jake Scott	1970-75	35
2. Dick Anderson	1968-77	34
3. Sam Madison	1997-2005	31
4. Glenn Blackwood	1979-87	29
Patrick Surtain	1998-2004	29
6. <b>XAVIEN HOWARD</b>	2016-22	28

Howard has also totaled 79 passes defended in 83 career games. Since he entered the league in 2016, **that total is fourth among all NFL players. It also ranks fourth in team history (since 1991)** and he's just six shy of moving into third place:

MOST PASSES DEFENSED IN DOLPHINS HISTORY (SINCE 1991)		
NAME	YEARS	PDs
1. Sam Madison	1997-2005	104
2. Patrick Surtain	1998-2004	86
3. Jason Taylor	1997-07, '09, '11	84
4. <b>XAVIEN HOWARD</b>	2016-22	79
5. Terrell Buckley	1995-99, 2003	77



## DEFENSE NOTES

### INGRAM WINS AFC DEFENSIVE PLAYER OF THE MONTH

**LB Melvin Ingram** earned the **AFC Defensive Player of the Month** award in **September**. Ingram was the only NFL player to record a sack and score a defensive TD in the league's opening month. He totaled 2.0 sacks, one forced fumble and two fumble recoveries in three games.

It was the second consecutive AFC Defensive Player of the Month honor for Miami as **LB Jerome Baker** earned the award for December 2021. The last time Miami won back-to-back AFC Defensive Player of the Month honors was October-November 2002 when **DE Jason Taylor** won both.

Ingram is making impact plays recently too. **He had a critical fourth-quarter sack in the Week 9 win at Chicago** and split sacks on both third and fourth down plays in the Week 10 win vs. Cleveland.

**Ingram had a four-game sack streak come to an end in Week 14 at the L.A. Chargers**. It was the longest streak by a Dolphins player since **DE Emmanuel Ogbah** had a sack in six straight contests from Oct. 4, 2020 to Nov. 15, 2020.

### HOLLAND IS ONE OF THE NFL'S TOP YOUNG SAFETIES

**S Jevon Holland** was drafted by Miami in the second round (36th overall) of the 2021 NFL Draft and has made a big impact as a versatile weapon in Miami's secondary.

Holland has played a role in three takeaways this season, intercepting QB Mac Jones in Week 1, strip-sacking QB Josh Allen in Week 3 and intercepting QB Kenny Pickett in Week 7. **Holland is one of eight players in the NFL this season with multiple interceptions, a forced fumble, a sack and 60+ tackles.**

### DOLPHINS ADD CHUBB AT TRADE DEADLINE

Miami made a trade with Denver on Nov. 1, 2022, adding Pro Bowl **LB Bradley Chubb**. **He was a Pro Bowl selection in 2020** and is having a solid season.

In the Week 10 win vs. Cleveland, just Chubb's second game with the Dolphins, he totaled three tackles, a half-sack and three quarterback hits. **He helped a Dolphins pass rush total 14 quarterback hits on just 35 pass attempts for the Browns.**

In Chubb's past four games, he has 2.5 sacks, nine quarterback hits and one forced fumble.

**Chubb's 8.0 sacks are tied for 17th in the NFL this season.**

### BAKER CONTINUES TO RACK UP TACKLES

**LB Jerome Baker** has been one of Miami's most productive players since he was selected by the Dolphins in the third round of the 2018 NFL Draft (73rd overall). He's the first Dolphins player since at least 2000 to total more than 400 tackles in his first four NFL seasons and **has led the Dolphins in that statistic in three consecutive seasons (2019-21).**

**Baker's 486 tackles are sixth and his 21.0 sacks are eighth among all players in his 2018 draft class.**

#### MOST CAREER TACKLES (2018 DRAFT CLASS)

PLAYER	TM	TOT	SOLO	ASST
1. Roquan Smith	Chi./Bal.	643	421	222
2. Foye Oluokun	Atl./Jax.	596	369	227
3. Fred Warner	SF	594	386	208
4. Shaquille Leonard	Ind.	549	351	198
5. Tremaine Edmunds	Buf.	542	342	200
6. <b>JEROME BAKER</b>	<b>MIA.</b>	<b>486</b>	<b>315</b>	<b>171</b>
7. Jessie Bates	Cin.	463	318	145
8. Rashaan Evans	Ten./Atl.	451	269	182
9. Leighton Vander Esch	Dal.	437	279	158
10. Minkah Fitzpatrick	Pit.	423	282	141

### PHILLIPS' RECORD-BREAKING SACK TOTAL

**LB Jaelan Phillips** is tied for the team lead with 6.0 sacks this season. He was the 18th overall pick of the 2021 NFL Draft and **broke the team's rookie sacks record last year:**

#### MOST SACKS BY A DOLPHINS ROOKIE

NAME	YEAR	SACKS
1. <b>JAELAN PHILLIPS</b>	<b>2021</b>	<b>8.5</b>
2. Bill Stanfill	1969	8.0
Lorenzo Bromell	1998	8.0
4. A.J. Duhe	1977	7.0
5. Marco Coleman	1992	6.0

**Phillips has recorded at least a half sack in each of the past four games and is tied for the team lead in sacks this season.**

### KOHOU PACES UNRAFTED ROOKIES

The Dolphins signed **CB Kader Kohou** this offseason as an undrafted free agent from Texas A&M-Commerce and he has made an immediate impact. **His 610 defensive snaps lead all NFL undrafted rookies this season.** He's also among the NFL undrafted rookie leaders in tackles (1st, 56), forced fumbles (T-1st, 1) and passes defended (T-2nd, 5).

In the Week 10 win vs. Cleveland, Kohou had three passes defended. **It was the most passes defended by an undrafted rookie in an NFL game since fellow Dolphins CB Nik Needham had three himself on Nov. 10, 2019 at Indianapolis.**



## SPECIAL TEAMS NOTES

### SANDERS IS MOST ACCURATE KICKER IN TEAM HISTORY

**K Jason Sanders' 83.1 career field goal percentage (118-of-142) is the best in Dolphins history (min. 50 att.) and he's one of only six players in team history to kick 100+ career field goals.**

#### DOLPHINS ALL-TIME FG% LEADERS (min. 50 att.)

PLAYER	YRS	FGM	FGA	PCT.
1. J. SANDERS	2018-22	118	142	83.1
2. Dan Carpenter	2008-12	127	155	81.9
3. Olindo Mare	1997-2006	245	303	80.1
4. Pete Stoyanovich	1989-95	176	222	79.3
5. Caleb Sturgis	2013-14	55	71	77.5

Earlier in his career, Sanders had the longest active PAT streak in the NFL, making 69 consecutive extra points. **The streak began on Dec. 15, 2019 and ended on Nov. 28, 2021, covering 31 games without a miss.**

### MIAMI HAS BLOCKED PUNTS IN EACH OF PAST THREE SEASONS

**Under Special Teams Coordinator Danny Crossman, the Dolphins are the only team in the NFL to have blocked punts in each of the past three years (2020-22).**

Miami blocked a punt in Week 9 of the 2022 season at Chicago, when **LB Jaelan Phillips** took the ball off the punter's foot. **LB Andrew Van Ginkel** scooped the ball up and ran 25 yards for a touchdown. **The 25-yard score was the longest blocked punt return for a touchdown in Dolphins history.**

**LB Duke Riley** notched a blocked punt in the 2021 season in **Week 12 vs. Carolina**. He came off the right side of Miami's punt block formation and nearly took the ball directly off **P Lachlan Edwards'** foot.

After bouncing off the turf, the ball was caught by **CB Justin Coleman** at the 2-yard line. **Coleman and his teammates moved the pile into the end zone, giving Miami an early 7-0 lead.** It was Miami's first blocked punt returned for a touchdown since Dec. 17, 2016.

In Week 10 of the 2020 season, **LB Andrew Van Ginkel** got into the backfield of the L.A. Chargers' first punt of the game, blocking a kick that was recovered by **CB Jamal Perry** at the 1-yard line. The Dolphins scored on the next play on a 1-yard run by **RB Salvon Ahmed**.

While not a punt, **Miami also has a blocked field goal this season when DE Emmanuel Ogbah did so in the Week 3 win vs. Buffalo.**

### MORSTEAD'S NET PUNT AVERAGE IS FIFTH IN NFL HISTORY

**P Thomas Morstead** is in his first season with Miami. The 14-year pro has quite the accomplished career as he was a **seven-time captain in New Orleans**, earned a Pro Bowl selection in 2012 and helped the Saints win Super Bowl XLIV. He's earned seven Special Teams Player of the Week honors and **was named NFC Special Teams Player of the Month in December 2021** when he played for Atlanta.

**Morstead has played in 217 career games, which is the 13th-most of all active NFL players.** He ranks in the top seven of nearly every major statistic among active punters. His 41.5 career net average ranks fifth, his 46.6 gross average is eighth, his 287 punts inside the 20 ranks fourth and his 36,558 career punt yards is fourth.

**His 41.5 career net average is fifth in NFL history:**

#### NFL CAREER NET PUNT AVG. LEADERS (min. 250 punts)

NAME (TEAMS)	YEARS	NET
1. Logan Cooke (Jax.)	2018-22	43.2
2. Johnny Hekker (STL/LAR/Car.)	2012-22	43.0
3. Michael Dickson (Sea.)	2018-22	42.6
4. Cameron Johnston (Phi./Hou.)	2018-22	42.0
5. T. MORSTEAD (NO/NYJ/ATL/MIA.)	2009-22	41.5

### MIAMI HAS SOME OF THE LEAGUE'S TOP SPECIAL TEAMS PLAYERS

The Dolphins have one of the most accomplished special teams players in league history in **CB Justin Bethel** and one of the league's top young special teams players this season in **LB Andrew Van Ginkel**.



Bethel signed with the Dolphins on Sept. 1, 2022, just prior to the start of the season. He has 141 career special teams tackles (116 solo), which ranks eighth in NFL history (since recordkeeping began in 1994) and **third among active NFL players behind only New England's Matthew Slater (164) and Seattle's Nick Bellore (142).** In 13 games with Miami this season, Bethel has six special teams tackles (two solo), an interception and four passes defended.

Van Ginkel is in his fourth NFL season and despite opening the season with limited reps due to a training camp injury, he already has 11 special teams stops (five solo) in 13 games. **The total is tied for 11th among all NFL players this season.**



## WHAT TO LOOK FOR THIS WEEK

- **LB Jerome Baker** has 486 career tackles and needs 14 more to become the first Dolphins player since at least 2000 to record 500+ tackles in his first 5 NFL seasons.
- **QB Teddy Bridgewater** has 14,959 passing yards and needs 41 more to reach 15,000 in his career.
- **WR Tyreek Hill** has 1,460 receiving yards this season and needs 20 more to top his career high of 1,479 set in 2018 and 40 more to reach 1,500 on the season.
- **WR Tyreek Hill** has 100 receptions this season and needs 12 more to top his career high (111) set in 2021 and 13 to break the franchise record of 112 set by Jarvis Landry in 2017.
- **LB Melvin Ingram** has 393 career tackles and needs 7 more to reach 400 in his career.
- **RB Raheem Mostert** has 610 rushing yards this season and needs 163 more to top his career high (772) set in 2019.
- **RB Raheem Mostert** has 929 kickoff return yards and needs 71 more to reach 1,000 in his career.
- **K Jason Sanders** has 528 career points and needs 8 more to surpass K Dan Carpenter (535) for 5th-most in team history.
- **WR Trent Sherfield** is expected to play in his 75th NFL game today.
- **QB Tua Tagovailoa** has 49 passing touchdowns and needs 1 more to reach 50 in his career.
- **WR Jaylen Waddle** has 1,003 receiving yards this season and needs 13 more to top his career high of 1,015 set in 2021.
- **WR Jaylen Waddle** has 6 touchdowns this season and needs 1 to tie his career high of 7 in 2021, which also tied for the team lead last year.
- **RB Jeff Wilson Jr.** has 1,971 rushing yards and needs 29 more to reach 2,000 in his career.

## WHAT TO LOOK FOR IN 2022

### LB JEROME BAKER...

- Has 21.0 sacks. Needs 4.0 sacks to reach 25.0 in his career.
- If he leads the team in tackles in 2022, he can become the 1st Dolphins player since Jeremiah Bell in 2008-11 to lead the team in tackles for 4 straight seasons.

### CB JUSTIN BETHEL...

- Has 172 games played. Needs 3 games played to reach 175 in his career.
- Has 141 special teams tackles. Needs 9 special teams tackles to reach 150 in his career.

### QB TEDDY BRIDGEWATER...

- Has 1,360 completions. Needs 140 completions to reach 1,500 in his career.

### LB BRADLEY CHUBB...

- Has 180 total tackles. Needs 20 more tackles to reach 200 in his career.
- Has 7 forced fumbles. Needs 3 forced fumbles to reach 10 in his career.

### DB KEION CROSSEN...

- Has 71 games played. Needs 4 games played to reach 75 in his career.

### LS BLAKE FERGUSON...

- Has 46 games played. Needs 4 games played to reach 50 in his career.

### TE MIKE GESICKI...

- Has 223 receptions. Needs 34 to reach 257 and move into 2nd place among tight ends in team history.
- Has 17 receiving touchdowns. Needs 3 touchdowns to reach 20 in his career.
- Has 4 receiving touchdowns this season. Needs 3 receiving touchdowns to top his career high (6) set in 2020 and 4 to break the team record for tight ends of 7 set by Keith Jackson in 1994 and Anthony Fasano in 2008.

### WR TYREEK HILL...

- Has 6 Pro Bowl selections. Needs 1 Pro Bowl selection to join A.J. Green as the wide receivers in NFL history

to earn seven consecutive Pro Bowl bids (Hill's 2016 and 2017 selections were as a return specialist).

- Has 88 punt returns. Needs 12 punt returns to reach 100 in his career.

### CB XAVIEN HOWARD...

- Has 28 interceptions. Needs 2 interceptions to reach 30 in his career and 8 to reach 36 and break the team's all-time record.
- Has 79 passes defended and needs 6 more to surpass Jason Taylor (84) and move into 3rd place in team history (since 1991).

### OL ROBERT HUNT...

- Has 46 games played. Needs 4 games played to reach 50 in his career.

### P THOMAS MORSTEAD...

- Has 287 punts inside the 20. Needs 13 punts inside the 20 to reach 300 in his career.

### RB RAHEEM MOSTERT...

- Has 71 games played. Needs 4 games played to reach 75 in his career.

### LB ELANDON ROBERTS...

- Has 42 starts. Needs 3 starts to reach 75 in his career.

### S ERIC ROWE...

- Has 97 games played. Needs 3 to reach 100 in his career.

### K JASON SANDERS...

- Has 118 field goals. Needs 7 field goals to reach 125 in his career.

### TE DURHAM SMYTHE...

- Has 82 receptions. Needs 18 receptions to reach 100 in his career.

### WR JAYLEN WADDLE...

- Has 163 receptions. Needs 34 receptions to reach 197 and break the NFL's record for most receptions in the first 2 years of an NFL career and 37 to reach 200 in his career.



## DOLPHINS-BILLS MATCHUP

### SOUTH FLORIDA CONNECTIONS

BILLS	SCHOOL/HOMETOWN
WR John Brown (PS)	Homestead HS/Homestead, Fla.
RB James Cook	Miami Central HS/Miami, Fla.
CB Kairi Elam	Benjamin HS/Riviera Beach, Fla.
T/G Bobby Hart	Aquinas HS/Fort Lauderdale, Fla.
RB Duke Johnson (PS)	Miami Norland HS/Miami, Fla. University of Miami
S Jaquan Johnson	Miami Killian Senior HS/Miami, Fla. University of Miami
WR Isaiah McKenzie	American Heritage HS/Miami, Fla.
CB Xavier Rhodes	Miami Norland HS/Miami, Fla.
DE Greg Rousseau	Champagnat Catholic HS/Hialeah, Fla. University of Miami
RB Devin Singletary	American Heritage HS/Deerfield Beach, Fla. Florida Atlantic University

### FORMER BILLS

DOLPHINS PLAYER	NOTES
DT Justin Zimmer (2020-22)	18 GP; 29 tkl (15 solo), 2.0 sacks, 11 QBHs, 1 FF
DOLPHINS COACH/STAFF	ROLE WITH BILLS
Special Teams Coordinator Danny Crossman	Special Teams Coordinator (2013-18)
Associate Head Coach/Running Backs Coach Eric Studesville	Running Backs Coach (2004-07) Run Game Coordinator/Running Backs Coach (2008-09)
Assistant GM Marvin Allen	National Scout (2017-18)

### FORMER DOLPHINS

BILLS PLAYER	NOTES
RB Duke Johnson [PS] (2021)	5 GP, 4 GS; 71 carries for 330 yards, (4.6 avg.) 3 TDs; 4 rec. for 41 yards, (10.3 avg.)
DE Shaq Lawson (2020)	13 GP, 5 GS; 32 tkl (17 solo), 4.0 sacks, 1 PD, 1 FF, 1 FR, 1 defensive TD
DT Jordan Phillips (2015-18)	48 GP, 26 GS; 58 tkl (37 solo), 5.5 sacks, 1 INT, 17 PDs
BILLS COACH/STAFF	NOTES
Asst. GM Brian Gaine (2008-12)	Asst. General Manager (2012-13), Director of Player Personnel (2011), Asst. Director of Player Personnel (2008-10)

### COLLEGE CONNECTIONS

BILLS	DOLPHINS
TE Tommy Sweeney (2015-18)	TE Hunter Long (2018-20)
DE Shaq Lawson (2013-15)	DT Christian Wilkins (2015-18)
LB Baylon Spector (2018-21)	LB Channing Tindall (2018-21)
RB James Cook (2018-21)	LB Jaelan Phillips (2020)
DE Greg Rousseau (2018-20)	T Greg Little (2016-18)
TE Dawson Knox (2015-18)	DB Elijah Campbell (2016-17)
OL Spencer Brown (2016-18)	TE Mike Gesicki (2014-17)
OL Ryan Bates (2015-18)	

### PRO CONNECTIONS

BILLS	DOLPHINS
G/T Justin Murray (2019-21)	WR Trent Sherfield (2018-20)
DT Jordan Phillips (2020-21)	T Greg Little (2019-21)
DT DaQuan Jones (2021)	RB Raheem Mostert (2015)
S Jordan Poyer (2013-16)	DB Elijah Campbell (2018)
WR Isaiah McKenzie (2017-18)	LB Bradley Chubb (2018-22)
QB Case Keenum (2018)	QB Teddy Bridgewater (2021)
P Sam Martin (2020-21)	
RB Taiwan Jones (2019)	DB Keion Crossen (2019-20)
DB Xavier Rhodes (2013-19)	QB Teddy Bridgewater (2014-17)
WR Stefan Diggs (2015-19)	
QB Case Keenum (2017)	

### OTHER CONNECTIONS

DOLPHINS PLAYER/STAFF	NOTE
LS Blake Ferguson	Brother of Bills LS Reid Ferguson





## DOLPHINS-BILLS MATCHUP

### SERIES SUPERLATIVES

#### DOLPHINS

**RUSHING YARDS:**

228, Ricky Williams, at Buffalo, 12/1/02

**PASSING YARDS:**

422, Dan Marino, at Buffalo, 12/30/95 (AFC Wild Card game)

**RECEPTIONS:**

15, Chris Chambers, at Miami, 12/4/05

**RECEIVING YARDS:**

238, Chris Chambers, at Miami, 12/4/05

#### BILLS

**RUSHING YARDS:**

203, O.J. Simpson, at Miami, 12/5/76

**PASSING YARDS:**

419, Joe Ferguson, at Miami, 10/9/83

**RECEPTIONS:**

11, Andre Reed, at Buffalo, 9/1/91

**RECEIVING YARDS:**

240, Eric Moulds, at Miami, 1/2/99 (AFC Wild Card game)

### SERIES FACTS (TEAM)

**MIAMI'S LARGEST MARGIN OF VICTORY:**

38 (at Miami 45, Buffalo 7, 12/20/70)

**BUFFALO'S LARGEST MARGIN OF VICTORY:**

35 (at Buffalo 35, Miami 0, 9/19/21)

**CURRENT SERIES STREAK:**

Miami 1 (9/25/22)

**MIAMI'S LARGEST WIN STREAK:**

20 (10/18/70 - 10/14/79)

**BUFFALO'S LARGEST WIN STREAK:**

7 (12/30/18 - 10/31/21)

**MOST POINTS BY MIAMI:**

45 (twice, last: at Miami 45, Buffalo 27, 12/5/76)

**MOST POINTS BY BUFFALO:**

58 (at Buffalo 58, Miami 24, 9/18/66)

**MOST POINTS, BOTH TEAMS:**

82 (twice, last at Buffalo 56, Miami 15, 1/3/21)

**FEWEST POINTS BY MIAMI:**

0 (five times, last: Buffalo 35, at Miami 0, 9/19/21)

**FEWEST POINTS BY BUFFALO:**

0 (five times, last: at Miami 28, Buffalo 0, 12/22/85)

**FEWEST POINTS, BOTH TEAMS:**

12 (at Buffalo 12, Miami 0, 9/4/83)

### SERIES HISTORY

REGULAR SEASON: MIAMI LEADS 61-51-1

POSTSEASON: BUFFALO LEADS 3-1

#### LAST 5 MEETINGS

DATE	GAME
------	------

9/20/20	Buffalo 31, at Miami 28
---------	-------------------------

1/3/21	at Buffalo 56, Miami 26
--------	-------------------------

9/19/21	Buffalo 35, at Miami 0
---------	------------------------

10/31/21	at Buffalo 26, Miami 11
----------	-------------------------

9/25/22	at Miami 21, Buffalo 19
---------	-------------------------



## DOLPHINS-BILLS MATCHUP

### HOW THEY COMPARE

DOLPHINS		CATEGORY	BILLS	
STAT	RNK		RNK	STAT
367.8	7	Total Offense	2	397.1
277.9	2	Passing Offense	6	263.4
89.8	29	Rushing Offense	8	133.7
24.3	9	Scoring Offense	4	27.2
28.0	10t	Sacks Allowed	10t	28.0
37.8	23	Third Down Offense	2	48.7
350.8	20	Total Defense	9	319.3
242.5	23	Passing Defense	19	219.5
108.3	7	Rushing Defense	4	99.8
24.0	22t	Scoring Defense	2	17.0
33.0	13t	Sacks	9	35.0
42.6	25	Third Down Defense	18	39.6
12	28t	Takeaways	4	22
15	11t	Giveaways	28t	20

### STATISTICAL LEADERS

CATEGORY	DOLPHINS		BILLS	
	PLAYER	STAT	PLAYER	STAT
Completion Pct.	T. Tagovailoa	65.5	J. Allen	63.8
Passing Yards	T. Tagovailoa	3004	J. Allen	3553
Passer Rating	T. Tagovailoa	108.2	J. Allen	95.5
Rushing Yards	R. Mostert	610	D. Singletary	642
Yards Per Carry	J. Wilson Jr.	5.4	J. Allen	6.3
Rushing TDs	R. Mostert	3	J. Allen	6
Receptions	T. Hill	100	S. Diggs	94
Receiving Yards	T. Hill	1460	S. Diggs	1239
Receiving TDs	T. Hill	6	S. Diggs	10
Tackles	J. Baker	83	D. Hamlin	80
Sacks	M. Ingram	6.0	V. Miller	8.0
Interceptions	J. Holland	2	J. Poyer	4
Forced Fumbles	Z. Sieler	2	A. Epenesa	2
Special Tms Tkls	A. Van Ginkel	11	S. Neal	9

### DOLPHINS PLAYERS VS. BILLS

PLAYER	GP	PASSING				
		A-C-I	YDS	PCT	TD	RTG
T. Tagovailoa	4	119-70-4	765	58.8	2	69.5
T. Bridgewater	2	28-15-2	157	53.6	1	52.2
TOTALS	6	147-85-6	922	57.8	3	66.2

PLAYER	GP	RUSHING				
		ATT	YDS	AVG	LG	TD
M. Gaskin	5	32	127	4.0	18	1
S. Ahmed	3	19	68	3.6	16	1
R. Mostert	2	17	53	3.1	16	0
J. Wilson Jr.	1	7	47	6.7	18	0
T. Tagovailoa	4	11	38	3.5	16	1
T. Hill	4	4	33	8.3	16	0
J. Waddle	3	1	9	9.0	9	0
T. Bridgewater	2	1	7	7.0	7	0
A. Ingold	2	2	-1	-0.5	0	0
TOTALS	26	94	381	5.0	18	3

PLAYER	GP	RECEIVING				
		NO	YDS	AVG	LG	TD
M. Gesicki	9	29	349	12.0	40	1
J. Waddle	3	14	179	12.8	45	0
T. Hill	4	19	157	8.3	22	0
M. Gaskin	5	17	133	7.8	32	0
D. Smythe	9	9	60	6.7	13	0
A. Ingold	2	2	29	14.5	17	0
S. Ahmed	3	4	25	6.3	13	0
J. Wilson Jr.	1	2	12	6.0	7	0
R. Cracraft	2	1	11	11.0	11	1
T. Sherfield	2	1	5	5.0	5	0
R. Mostert	2	1	1	1.0	1	0
TOTALS	42	99	961	8.3	45	2

PLAYER	GP	DEFENSE						
		TOT	SK	INT	PD	FF	FR	
J. Baker	8	48	1.5	0	2	1	0	
E. Roberts	10	38	0.0	0	1	1	0	
X. Howard	9	35	1.0	4	11	0	0	
E. Rowe	11	32	0.0	0	3	0	0	
C. Wilkins	7	25	0.0	0	2	0	0	
J. Holland	3	18	1.5	0	2	1	1	
Z. Sieler	5	15	0.0	0	0	0	0	
A. Van Ginkel	5	14	2.0	0	1	1	0	
D. Riley	5	12	0.0	0	0	0	0	
J. Jenkins	5	10	0.0	0	0	0	0	
M. Ingram	4	9	3.5	0	1	1	2	
J. Phillips	3	9	0.0	0	1	0	0	
E. Ogbah	6	8	2.0	0	2	0	0	
S. Eguavoen	7	7	0.0	0	0	0	0	
R. Davis	3	7	0.0	0	0	0	0	
K. Kohou	1	6	0.0	0	0	0	0	
C. Fejedelem	6	4	0.0	0	0	0	0	
N. Igbinoghene	3	4	0.0	0	1	0	1	
K. Crossen	3	2	0.0	0	1	0	0	
B. Chubb	1	1	0.0	0	0	0	0	
TOTALS	105	304	11.5	4	28	5	4	

PLAYER	GP	KICKING				
		FGM	FGA	LG	XPA	TB
J. Sanders	9	6	7	52	17	36
TOTALS	9	6	7	52	17	36

PLAYER	GP	PUNTING				
		NO	YDS	AVG	LG	NET
T. Morstead	5	18	777	43.2	60	2
TOTALS	5	18	777	43.2	60	2



## THE LAST MEETING

2022 - WEEK 3

SEPT. 25, 2022 | MIAMI GARDENS, FLA.  
HARD ROCK STADIUM  
ATTENDANCE: 66,206 | TV: CBS

BUFFALO 19	MIAMI 21
------------	----------

SCORING SUMMARY					
	1	2	3	4	F
Buffalo	7	7	3	2	19
Miami	7	7	0	7	21

In front of a crowd of 66,206 at Hard Rock Stadium – the second-largest crowd since the venue was modernized in 2015 – the Miami Dolphins defeated the Buffalo Bills for the first time since 2018 by a score of 21-19.

Leading 21-17 with 1:49 left in the fourth quarter, the Dolphins were one play away from a defensive stand on fourth-and-goal – which they got, as quarterback Josh Allen's pass fell incomplete.

The Bills regained possession after a safety, but Miami's defense held to defeat its division rival, remain undefeated and pick up its eighth-straight victory at Hard Rock Stadium, the Dolphins' longest streak since the 1980s.

Buffalo (2-1) entered the game with wins over the defending Super Bowl champion Los Angeles Rams and the Tennessee Titans, beating them by an average of 27.5 points, but the Dolphins stood up to the challenge. Building off a historic 21-point comeback last week against the Baltimore Ravens on the road, Miami (3-0) continued to excel under first-year head coach Mike McDaniel.

Quarterback Tua Tagovailoa passed for 186 yards and one touchdown, while running back Chase Edmonds led the Dolphins with two rushing touchdowns. Jaylen Waddle registered his second straight 100+ receiving yards game with 102.

On the first possession of the game, the Bills finished a 75-yard drive when quarterback Josh Allen flipped it to running back Devin Singletary for a two-yard touchdown on fourth-and-goal.

But the Bills next possession ended in a turnover. Safety Jevon Holland strip-sacked Allen from behind on third down. Linebacker Melvin Ingram recovered his second fumble this season on Buffalo's six-yard line. Edmonds then scored his first touchdown as a Dolphin with a one-yard rush to tie the game 7-7.

Miami responded again after the Bills opened the second quarter with an eight-yard touchdown grab by wide receiver Isaiah McKenzie. Tagovailoa completed all five of his passes on the drive. Tagovailoa found wide receiver River Cracraft in the end zone for an 11-yard touchdown pass to tie the game again at 14.

On the Bills' next possession, the Dolphins forced Buffalo to do something it had not done in the first half all season – punt.

Still tied 14-14, Tagovailoa opened the second half with a 22-yard completion over the middle to Hill, his 500th career reception, but the drive ended in a punt. The Dolphins defense prevented the Bills from reaching the end zone on a 9:22 minute drive, holding them to a 30-yard field goal that put them up 17-14.

In the fourth quarter, Buffalo kicker Tyler Bass missed a 38-yard field goal. Waddle made it to the Bills' 40 on his 32-yard reception, which was met with loud cheers from the crowd. Moments later, on third-and-22, Tagovailoa found Waddle deep over the middle of the field for a 45-yard pickup to get in the red zone. Aided by a Buffalo unnecessary roughness call, Edmonds found the end zone for the second time a few plays later to put Miami up 21-17.

Then, the Miami defense got to work, stopping Buffalo on its next two drives en route to victory.

## GAME STATISTICS

### RUSHING (Att-Yds-TD):

Buffalo: J. Allen 8-47, Z. Moss 4-46, D. Singletary 9-13, I. McKenzie 1-6, J. Cook 1-3.  
Miami: C. Edmonds 6-21, R. Mostert 8-11, J. Waddle 1-9, A. Ingold 1-0, T. Tagovailoa 1-0.

### PASSING (A-C-Y-TD-Int):

Buffalo: J. Allen 63-42-400-2-0.  
Miami: T. Tagovailoa 18-13-186-1-0, T. Bridgewater 2-0-0-0-0.

### RECEIVING (Rec-Yds-TD):

Buffalo: D. Singletary 9-78-1, I. McKenzie 7-76-1, S. Diggs 7-74, J. Cook 4-37, D. Knox 4-25, G. Davis 3-37, R. Gilliam 2-22, Q. Morris 2-22, J. Kumerow 2-14, J. Crowder 1-9, Z. Moss 1-6.  
Miami: J. Waddle 4-102, D. Smythe 3-23, T. Hill 2-33, R. Cracraft 1-11, M. Gesicki 1-6, C. Edmonds 1-6, T. Sherfield 1-15.

### SACKS (Sk-Yds):

Buffalo: G. Rousseau 1.5-11.5, D. Hamlin 0.5-3.5.  
Miami: M. Ingram 2-10, J. Holland 1.5-7.5, J. Baker 0.5-0.5.

### INTERCEPTIONS (Int-Yds):

Buffalo: None.  
Miami: None.

### FORCED FUMBLES:

Buffalo: None.  
Miami: J. Holland 1, M. Ingram 1.

### FUMBLE RECOVERIES (No-Yds):

Buffalo: None.  
Miami: M. Ingram 1-1.


TEAM STATS	BUF	MIAMI
<b>TOTAL FIRST DOWNS</b>	<b>31</b>	<b>15</b>
By Rushing	9	4
By Passing	21	8
By Penalty	1	3
<b>THIRD DOWN EFFICIENCY</b>	<b>11-18-61.1%</b>	<b>3-8-37.5%</b>
<b>FOURTH DOWN EFFICIENCY</b>	<b>2-3-66.7%</b>	<b>0-0-0.0%</b>
<b>TOTAL NET YARDS</b>	<b>497</b>	<b>212</b>
Total Offensive Plays	90	39
Average gain per offensive play	5.5	5.4
<b>NET YARDS RUSHING</b>	<b>115</b>	<b>41</b>
Total Rushing Plays	23	17
Average gain per rushing play	5.0	2.4
<b>NET YARDS PASSING</b>	<b>382</b>	<b>171</b>
Sacks-Yards	4-18	2-15
Gross yards passing	400	186
<b>ATTEMPTS-COMPLETIONS-INTS</b>	<b>63-42-0</b>	<b>20-13-0</b>
Avg. gain per pass play	5.7	7.8
<b>PUNTS NUMBER AND AVG.</b>	<b>1-31.0</b>	<b>5-43.6</b>
Net Punting Average	31.0	37.2
<b>TOTAL RETURN YARDAGE</b>	<b>32</b>	<b>0</b>
No. and Yards Punt Returns	3-32	0-0
No. and Yards Kickoff Returns	1-17	3-54
No. and Yards Int. Returns	0-0	0-0
<b>PENALTIES Number and Yards</b>	<b>7-52</b>	<b>4-20</b>
<b>FUMBLES Number and Lost</b>	<b>4-1</b>	<b>0-0</b>
<b>RED ZONE EFFICIENCY</b>	<b>2-4-50%</b>	<b>3-3-100%</b>
<b>GOAL TO GO EFFICIENCY</b>	<b>2-4-50%</b>	<b>2-2-100%</b>
<b>TIME OF POSSESSION</b>	<b>40:40</b>	<b>19:20</b>



## MIAMI DOLPHINS 2022 ROOKIE CLASS

### ACTIVE ROSTER

Undrafted Free Agent



Rd 4 // Pick 125



Undrafted Free Agent



Undrafted Free Agent



Rd 7 // Pick 247



Rd 3 // Pick 102

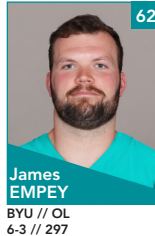


### PRACTICE SQUAD

Signed as FA



Signed as FA



Rd 7 // Pick 224



Undrafted Free Agent





## DOLPHINS RADIO NETWORK



AM 560 Sports WQAM is the official English flagship radio partner of the franchise. In addition, all Dolphins games are simulcast on Kiss Country 99.9 “South Florida’s Original Country Station” and feature expanded pre-, halftime and postgame shows. The games also can be heard on Dolphins.com and throughout South and Central Florida on a variety of stations that make up the Miami Dolphins Radio Network.

The English radio broadcast team on AM 560 Sports WQAM consists of former wide receiver Jimmy Cefalo handling the play-by-play duties with former tight end Joe Rose providing the game analysis. Fellow alumnus Kim Bokamper will join the broadcast team giving perspective on the on-field action.

Univision Deportes Radio 1140 AM is the Dolphins official Spanish radio broadcast partner for all preseason, regular season and playoff games, with Roly Martin handling the play-by-play and Eduardo Martell providing the game analysis. WQBA 1140 AM additionally airs a pregame show and postgame show.



JIMMY CEFALO



JOE ROSE



KIM BOKAMPER



Roly Martin (L) and Eduardo Martell (R)

### 2022 MIAMI DOLPHINS RADIO NETWORK AFFILIATES

LOCATION	NETWORK	LOCATION	NETWORK
Fort Lauderdale	WQAM 560 AM	Miami	WQBA 1140 AM (Spanish)
Fort Lauderdale	KISS 99.9 FM	Port St. Lucie	WPSL 1590 AM
Key West	WAVK 97.7 FM	West Palm Beach	ESPN 106.3 FM
Miami	WQAM 560 AM	West Palm Beach	Deportes Radio 760 AM (Spanish)
Miami	KISS 99.9 FM		





## BAPTIST HEALTH TRAINING COMPLEX



The state-of-the-art Baptist Health Training Complex opened in 2021 and houses the Miami Dolphins football operations. Completed by Moss Construction with interior design by Rockwell Group and architecture by ROSSETTI, the best-in-class venue was meticulously planned to create a contemporary, welcoming training environment for coaches, players, and staff.

Located in Miami Gardens, the 217,200 square foot complex (125,000 sq. feet training facility and 92,200 sq. feet indoor field) features:

- Outdoor practice area with two full natural grass fields and full indoor practice facility
- Two-story weight room with a cardio deck
- Locker Rooms and a Players Lounge with multiple lounge areas and a barber shop
- A state-of-the-art hydrotherapy area
- Dedicated recovery area including cryotherapy and isolation tanks
- Athletic training room with expansive rehabilitation space
- A dining hall and fuel bar
- Shaded spectator seating holding up to 2,200 people
- Lush landscaping, including close to 16,000 flowers and shrubs, 210 palms and 128 total trees

The Baptist Health Training Complex is equipped with state-of-the-art technology and football systems. The audio-visual systems in the Auditorium, position classrooms, conference rooms, weight room, Field House, and outdoor fields were designed and built by industry leading integrator Diversified. 8K Solutions designed and integrated a fully robotic camera system for acquiring practice video and two immersive walls for interactive team and individual training. The facility also features Verizon 5G Ultra Wideband and an Extreme Networks Wi-Fi 6 deployment throughout.

The partnership with Baptist Health was an extension of a decades-long relationship with the Miami Dolphins, with the entity serving as the Official Medical Team of the Miami Dolphins as well as the Official Wellness and Sports Medicine Provider of the Miami Dolphins and the Training Complex. Baptist Health also is a proud partner of the Miami Dolphins Foundation working together on a series of initiatives around the health and safety of South Florida students, coaches, and parents to grow youth football participation in South Florida.





## 50TH ANNIVERSARY OF THE PERFECT SEASON



Fifty years ago, the 1972 Miami Dolphins, led by Hall of Fame Coach Don Shula, went 17-0 and won Super Bowl VII over Washington. It was the first Super Bowl for a franchise that was in just its seventh season of existence and to this day, remains the only unbeaten and untied team in league history.

The Dolphins will honor the 1972 perfect season this year when they host the Pittsburgh Steelers in Week 7 on NBC's Sunday Night Football. The current team will wear throwback uniforms with a special 1972 patch for the nationally-televised game and many events honoring the perfect season will take place that weekend.

### 1972 DOLPHINS PLAYERS AND COACHES

#### Quarterbacks

11 Jim Del Gaizo  
12 Bob Griese\*  
15 Earl Morrall

#### Running Backs

21 Jim Kick  
22 Mercury Morris  
23 Charles Leigh FB  
28 Ed Jenkins  
32 Hubert Ginn  
39 Larry Csonka FB

#### Wide Receivers

42 Paul Warfield  
81 Howard Twilley  
82 Otto Stowe  
86 Marlin Briscoe

#### Tight Ends

80 Marv Fleming  
88 Jim Mandich

#### Offensive Linemen

54 Howard Kindig T/C/LS  
60 Al Jenkins G  
62 Jim Langer C  
66 Larry Little G\*  
67 Bob Kuechenberg G  
73 Norm Evans T  
77 Doug Crusan T  
79 Wayne Moore T

#### Special Teams

1 Garo Yepremian K  
7 Billy Lothridge P  
20 Larry Seiple P

#### Defensive Linemen

65 Maully Moore DT  
72 Bob Heinz DT  
75 Manny Fernandez DT  
78 Jim Dunaway DT  
83 Vern Den Herder DE  
84 Bill Stanfill DE

#### Linebackers

51 Larry Ball  
53 Bob Matheson  
56 Jesse Powell  
57 Mike Kolen  
59 Doug Swift  
85 Nick Buoniconti\*

#### Defensive Backs

13 Jake Scott FS  
25 Tim Foley CB  
26 Lloyd Mumphord CB\*  
40 Dick Anderson SS  
43 Mike Howell FS  
45 Curtis Johnson CB  
49 Charlie Babb SS

#### Reserve Lists

44 Tom Curtis FS (IR)  
70 Jim Riley DE (IR)  
89 Karl Noonan WR (IR)

#### Taxi Squad

Mike Kadish DT  
Henry Stuckey DB

\* Captains

### THE 1972 DOLPHINS BY THE NUMBERS

**1** Miami was No. 1 in the NFL in total offense, total defense, scoring offense and scoring defense that season. They're the only team in NFL history to lead all four categories in the same season.

**2** Thousand-yard rushers by Miami as Larry Csonka rushed for 1,117 yards and Mercury Morris rushed for 1,000 yards that season. That makes them one of only seven teams in NFL history to have two 1,000-yard rushers in the same season and the first to do so in a 14-game season.

**3** Only three other teams in NFL history have entered the NFL's championship game undefeated. But all lost the title game. They were the 1934 Bears, 1942 Bears and 2007 Patriots.

**8** Members of that team were inducted into the Pro Football Hall of Fame – Buoniconti, Csonka, Griese, Langer, Little, Warfield, Coach Shula and director of player personnel Bobby Beathard.

**9** Dolphins selected to the Pro Bowl that season – Anderson, Buoniconti, Csonka, Evans, Little, Morris, Scott, Stanfill and Warfield.

**12.2** Points allowed per game by the 1972 Dolphins, which led the NFL that season.

**27.5** Points scored per game by the 1972 Dolphins, which led the NFL that season.

**211.4** Rushing yards per game by the 1972 Dolphins, which led the NFL that season.

#### Coaching Staff

Don Shula (Head Coach)  
Bill Arnsparger (Head Defensive Coach/Linebackers)  
Howard Schnellenberger (Head Offensive Coach/Receivers)  
Monte Clark (Offensive Line)

Tom Keane (Defensive Backfield)  
Mike Scarry (Defensive Line)  
Carl Taseff (Offensive Backfield)



## MIAMI DOLPHINS ANNOUNCE PLANS FOR THE 50TH ANNIVERSARY CELEBRATION OF THE 1972 PERFECT SEASON PRESENTED BY PEPSI



PRESENTED BY



The Miami Dolphins have announced a series of events as part of the team's 50th Anniversary Celebration of the 1972 Perfect Season Presented by Pepsi. Launched on Saturday, July 30 at the team's Alumni BBQ, the yearlong celebration features a series of events honoring 1972 team members, their families, and fans.

The initial slate of events will include:

- **Alumni Captains** – The Dolphins will recognize members of the 1972 team as alumni captains at every home game by position groups.
- **Perfect Season Podcast: 50th Anniversary Edition** – Breaking down the Super Bowl championship season game-by-game, podcast host Josh Lewin offers a unique perspective on the Perfect Season. Fans will get a chance to hear from the players to get a peek inside the locker room, field, and team meetings to learn more about what made the season perfect.
- **The Perfect Season Museum presented by Pepsi** – Fans will have the opportunity to explore the Perfect Season Museum presented by Pepsi on the campus of Hard Rock Stadium with a unique display of Dolphins and 1972 cultural memorabilia.
- **Sunday Night Football Celebration** – Members of the 1972 team were honored as part of the team's Sunday Night primetime game against the Pittsburgh Steelers during pregame and halftime ceremonies. The team also wore throwback jerseys with a commemorative patch honoring the 1972 team. Fans received a PepsiCo-branded promotional giveaway.
- **Exclusive Merchandise Line** – The Miami Dolphins released exclusive merchandise featuring the 50th Anniversary commemorative logo for the Sunday Night Football celebration as the Dolphins took on the Steelers at Hard Rock Stadium on October 23.
- **Miami Dolphins Fan Cruise** – The Miami Dolphins and First Class Cruises, in conjunction with [Royal Caribbean Cruise Lines](#), are inviting Dolphins fans to sail the open seas with some of their favorite Dolphins team legends including many members of the 1972 undefeated team. from March 12-19, 2023. [The Inaugural Miami Dolphins Fan Cruise](#) is a seven-night Caribbean excursion aboard the Oasis of the Seas cruise vessel that will depart from Miami, FL, and will stop at several Caribbean islands including, CocoCay, Cozumel, Roatan and Costa Maya. For more information, please visit [www.DolphinsFanCruise.com](http://www.DolphinsFanCruise.com).

Additional interactive events will be announced at a later date.



# HARD ROCK STADIUM

*A Global Entertainment Destination*




## HISTORY & TRADITION

Hard Rock Stadium is a global entertainment destination that serves as home to the Miami Dolphins, the Formula 1® Crypto.com Miami Grand Prix, the Miami Open presented by Itaú, University of Miami college football, the Capital One Orange Bowl game, Rolling Loud, Jazz in the Gardens, major concerts, boxing, international soccer and is a host of world-class events. The multi-purpose, open-air complex completed a multi-year renovation fine-tuned to enhance the fan experience and transforming the venue into an epicenter of culture, innovation and spectacle. The stadium has hosted six Super Bowls (XXIII, XXIX, XXXIII, XLI, XLIV and LIV), the 2010 NFL Pro Bowl, four BCS National Championship Games (2001, 2005, 2009 and 2013) and one College Football Playoff National Championship game (2021).

## DESIGN

Hard Rock Stadium is a global entertainment destination that recently completed a \$755 million, multi-year renovation privately funded by Managing General Partner & Chairman of the Board Stephen Ross to transform the iconic venue into the best Miami has to offer in world-class fare, art, culture and an elevated guest experience. Every aspect of the facility was touched during the renovation. New seating experiences were introduced within the bowl as well as five new premium clubs. The renovation brought four high-definition video boards and the installation of a state-of-the-art canopy that keeps as many as 91 percent of guests in the shade. Remodeled, modernized suites throughout the stadium offer a more intimate club space with improved amenities and food, as well as the addition of theatre boxes and four new corner clubs. The venue boasts remodeled suites with improved amenities and food as well as new landscaping bringing nearly 58,000 new trees and shrubs to the exterior of the stadium.







## ART

Hard Rock Stadium partnered with Goldman Global Arts (GGA) for one of the world's largest indoor street art galleries. Stephen Ross, inspired by the murals that adorn Wynwood Arts District, tapped GGA for the curation of 19 murals by 18 artists from 10 different countries to transform the facility into a vibrant, monumental public art experience. The landmark #ArtUnexpected project looks to create an artistic legacy and cement Hard Rock Stadium as an iconic, world-class venue that reflects Miami's cultural significance in music, sports, entertainment and the arts.

## SUSTAINABILITY

Hard Rock Stadium phased out 99.4% of single-use plastics, including for Super Bowl LIV. On December 22, 2019 the venue was the NFL's first to feature 20oz sustainable draft cups by Ball Corporation, eliminating more than 500,000 plastic cups annually. This will eliminate more than 2.8 million pieces of plastic annually including more than 600,000 plastic bottles. The effort is in collaboration with partners Sodexo Live! and PepsiCo. The venue sustains a high diverted waste percentage annually through innovative sustainability efforts. This includes bio digesters and composting through liquid food digesters. Furthermore, kitchen oil is recovered into biofuel, creating renewable energy. The facility sources products from local farms and donates its excess food to local missions. Additionally, the stadium has a no plastic straw policy, waterless urinals and touchless sensor faucets, sorting and recycling as well as energy efficient LED lighting, and a reduction on paper from mobile tickets and payments. Hard Rock Stadium is a proud member of the Green Sports Alliance



## TECHNOLOGY

Hard Rock Stadium maintains a commitment to providing its guests with the most innovative technology. With the recent 5G Ultra Wideband installation in partnership with Verizon, Hard Rock Stadium sits at the forefront of technological advancements and strives to make each experience for its guests as seamless and user-friendly as possible.

## WORLD-CLASS FARE

Hard Rock Stadium embarked on a journey of listening to guests and asking what they prefer for their palate on game day. Years later, this commitment to bring fresh, diverse flavor to guests remains strong. An emphasis is placed on innovative, local cuisine, and together with hospitality provider Sodexo Live! the venue curates an unparalleled food and beverage experience throughout the facility to all guests.







## MIAMI DOLPHINS IN THE COMMUNITY

The Miami Dolphins are committed to leveraging the power of sports and entertainment to inspire a healthier, more educated and united South Florida community. Together our players, cheerleaders, alumni, staff and partners are dedicated to being difference-makers in our community.



### DOLPHINS CHALLENGE CANCER

Founded in 2010 as the signature initiative of the Miami Dolphins Foundation's health impact area, the Dolphins Challenge Cancer has contributed more than \$53 million for cancer research at Sylvester Comprehensive Cancer Center. Ranked among the top 50 of U.S. News & World Report's Best Hospitals in 2022, Sylvester is South Florida's only National Cancer Institute (NCI) designated cancer center. In continuation of the \$75 million gift commitment made in 2020, the DCC XIII is scheduled for Saturday, Feb. 25, 2023, and will feature a cycling, run and walk event led by its iconic 100-mile ride. The DCC stands as the largest fundraising event in the NFL and represents the largest known philanthropic pledge in all of professional sports.



### FOOTBALL UNITES™ presented by Baptist Health

Miami Dolphins Football UNITES™ presented by Baptist Health strives to connect the intersections of the community to create a more inclusive South Florida.

With a network of community partners and allies, Football UNITES™ presented by Baptist Health works as a collective to focus on improving relationships, fostering understanding and experiencing culture in ways that will ignite positive change. Partner organizations value inclusivity and believe in the power of diversity while representing the following categories:

- Education and Mentorship
- Health and Wellness
- Culture and Religion
- Human Services
- Law Enforcement and Public Safety
- Military and Veterans Services
- Social Justice and Empowerment



## MIAMI DOLPHINS IN THE COMMUNITY



### JUNIOR DOLPHINS

The Junior Dolphins program encourages youth players and coaches to teach, learn and play football in a fun and safe environment. As stewards of the game, Junior Dolphins strives to grow participation in the game, impact the football community and build the next generation of Dolphins fans. Through strong community partnership and strategic resource distribution, all aspects of the Junior Dolphins program work to emphasize character building to increase the overall experience in youth football.



### SALUTE TO SERVICE

The Miami Dolphins are committed to better serving our nation's veterans, active duty service members and their families. Through year-round programming which is tied to the Dolphins' community mission and aligns with the NFL's Salute to Service platform and its partners, these efforts assist veterans transition to civilian life by facilitating events focused on uniting and appreciating.



### NAT MOORE SCHOLARSHIP & GRANT ENDOWMENT PROGRAM

The Nat Moore Scholarship & Grant Endowment Program's mission is to provide the youth of Miami-Dade, Broward, Palm Beach and Monroe counties with the financial resources needed to pursue avenues of education and training for employment readiness. In its fifth year under the Miami Dolphins Foundation, both the scholarship and the vocational grant are designed to bolster efforts in bridging the gap between receiving financial assistance and obtaining a degree or vocational diploma. Since its inception, the Nat Moore Scholarship & Grant Endowment Program has awarded over \$2M to more than 100 students in South Florida.



## MIAMI DOLPHINS IN THE COMMUNITY



### DOLPHINS CHALLENGE CANCER ANNOUNCES OPEN REGISTRATION FOR DCC XIII FOLLOWING RECORD-BREAKING \$8.4M RAISED FOR DCC 12 IN SUPPORT OF LIFE-SAVING CANCER RESEARCH AT SYLVESTER COMPREHENSIVE CANCER CENTER

**Record-Breaking 4.4K Participants Gathered to Raise Funds for DCC 12 Bringing the Event's 12-Year Total to \$53M**

The Miami Dolphins announced the open registration for Dolphins Challenge Cancer XIII (DCC XIII). This signature event, scheduled to take place on Saturday, February 25, 2023, marks the 13th edition of the commitment and support of funding innovative cancer research at Sylvester Comprehensive Cancer Center, a part of UHealth – the University of Miami Health System. Registration for DCC XIII will kick off on Tuesday, August 2, 2022.

This past February, DCC 12 united a record-breaking 4,484 participants raising more than \$8.4M under a “one team, one fight” mentality to challenge cancer and unite the community in South Florida. Following a \$75M commitment to Sylvester in November 2020, the largest known philanthropic pledge in the NFL, the DCC's 12-year total contribution now stands at \$53M which funds the advancement of cancer care through breakthrough science, leading-edge technology and personalized patient care. With 100 percent of participant raised funds donated to Sylvester, the DCC's contributions have gone on to directly impact the South Florida community.

“This is a big win for everyone in the community and we are grateful to the numerous supporters of DCC 12 who came together to raise this incredible contribution. These \$8.4M will directly affect Sylvester's efforts to thrive as a lifesaving cancer center,” Miami Dolphins Challenge Cancer Executive Director Javier Sanchez said. “Hosting another successful and record-breaking DCC is an honor for the Miami Dolphins, and we are eager to see the South Florida community for DCC XIII at Hard Rock Stadium on February 25, 2023.”

“We are incredibly grateful for the amazing partnership we have with the Miami Dolphins,” said Stephen D. Nimer, M.D., Director of Sylvester Comprehensive Cancer Center and holder of the Oscar de la Renta Endowed Chair in Cancer Research. “The extraordinary vision of the Dolphins organization to come alongside Sylvester and raise millions of dollars annually for impactful cancer research has allowed us to discover and provide innovative, life-saving treatments for so many in our community. We all look forward to continuing the fight at DCC XIII on February 25, 2023.”

Leading into preparations to host the organization's 13th edition of the prominent community event, Miami Dolphins Senior Vice President of Communications & Community Affairs Jason Jenkins will continue to serve as the Board of Directors Chair for the second consecutive year after a successful DCC 12.

The continued success of DCC XIII would not be possible without the efforts of many organizations and partners most notably Lennar Corporation, University of Miami's Team Hurricanes, Miami Dolphins' Team Dolphins, Berkowitz Pollack Brant and Provenance Wealth Advisors, Keyes Family of Companies, Team Gene and Ali – Peck Family, Break The Cycle Team Letendre and Miami Dolphins Fan Clubs which have individually supported DCC 12 by raising more than \$100K.

Dolphins Challenge Cancer was founded in 2010 by the Miami Dolphins organization as the signature initiative of the Foundation's health impact area and has become the largest fundraising event in the NFL. The DCC's purpose is to improve people's lives through financial support for innovative cancer research at Sylvester. Ranked among the top 50 of U.S. News & World Report's Best Hospitals in 2022, Sylvester is South Florida's only National Cancer Institute (NCI) designated cancer center. For more information, visit [www.DolphinsChallengeCancer.com](http://www.DolphinsChallengeCancer.com).



## MIAMI DOLPHINS IN THE COMMUNITY



### MIAMI DOLPHINS OBSERVE NATIONAL SCHOLARSHIP MONTH WITH OPEN APPLICATION FOR THE NAT MOORE SCHOLARSHIP & VOCATIONAL GRANT ENDOWMENT PROGRAM FOR SOUTH FLORIDA STUDENTS

The Miami Dolphins announced open application and enrollment for the sixth annual Nat Moore Scholarship & Vocational Grant Endowment Program in recognition of National Scholarship Month (November).

The program's mission is to provide the youth of Broward, Miami-Dade, Monroe and Palm Beach counties with the financial resources needed to pursue avenues of education and training for employment readiness. Guidelines for the scholarship and grant are below:

**Nat Moore Scholarship – award amount \$10,000 (\$2,500 per year for four years)**

1. Application deadline February 28, 2023, by 11:59 pm EST. No late submissions will be reviewed or accepted.
2. Must be a high school senior graduating from a Broward, Miami-Dade, Monroe or Palm Beach County high school in or before June 2022.
3. Demonstrate financial need to attend college.
4. Minimum high school grade point average of 2.5 (on a 4.0 grade scale, excluding home studies).

**Nat Moore Vocational Grant – maximum award amount \$3,500 (towards cost of entire program)**

1. Applicants must be between the ages of 18-24. If current or graduating high school senior, documentation is required.
2. Demonstrate financial need.
3. Applications are accepted on a rolling basis.

Eligible students can apply for the scholarship and grant by visiting <https://bit.ly/3GgQIZg>.

In its sixth year under the Miami Dolphins Foundation, both the scholarship and the vocational grant are designed to bolster efforts in bridging the gap between receiving financial assistance and obtaining a degree or vocational diploma.

Selected through an application process that showcased community service, leadership, financial need and academic standing, this season's scholarship was awarded to 10 graduating seniors with three additional recipients receiving the vocational grant.





## MIAMI DOLPHINS IN THE COMMUNITY



### 2022 Nat Moore Scholarship and Vocational Grand Endowment Program Recipients:

- **Piero Amado** of Jose Marti MAST 6-12 Academy attending Florida International University to study physics exploration and computer science.
- **Camari Austin** of Miami Northwestern Senior High School attending University of Central Florida to study business administration.
- **Lourdes Brousson** of Barbara Goleman Senior High School attending Florida State University to study public relations.
- **Mia Handfield** of Booker T. Washington Senior High School attending Tennessee State University to study biology.
- **Marc Liger** of Chaminade-Madonna College Preparatory School attending Georgia Tech to study science and engineering.
- **Brian Moss III** of William H. Turner Technical Arts High School attending Florida Agriculture and Mechanics University to study business administration.
- **Amanda Perez** of Coral Gables Senior High School attending Florida International University to study biology.
- **Camrin Thompson** of Barbara Goleman Senior High School attending Florida Agriculture and Mechanics University to study business administration.
- **Liz Rodriguez** of Alonzo and Tracy Mourning Senior High School attending Florida Atlantic University to study accounting.
- **Cori'Anna White** of Miami Northwestern Senior High School attending Spelman College to study political science.
- **Jeremy Alvarez-Chanying** receiving a vocational grant to attend the Miami-Dade College Fire Academy.
- **Sebastian Guerrero** receiving a vocational grant to attend the Miami-Dade College Police Academy.
- **Merlys Lopez** receiving a vocational grant to attend the Miami-Dade College Police Academy.

The Miami Dolphins Foundation through the Nat Moore Endowment Fund is committed to raising \$10 million to fund educational opportunities for South Florida youth. This commitment will foster the next generation of industry and community leaders by providing students who are achieving academically and who give back to their communities with the opportunity to attain their educational goals.





## MIAMI DOLPHINS IN THE COMMUNITY



### MIAMI DOLPHINS FOOTBALL UNITES™ HOSTS HOLIDAY TOY EVENT PRESENTED BY THE MORGAN LAW GROUP FOR SOUTH FLORIDA FAMILIES AT HARD ROCK STADIUM

The Miami Dolphins Football UNITES™ program hosted its annual Holiday Toy Event presented by The Morgan Law Group for 23 South Florida families at Hard Rock Stadium on Tuesday, Dec. 13.

"We are proud to partner with the Miami Dolphins for the third year in a row for their 2022 Annual Holiday Toy Event," said Thomas J. Morgan, Jr., Founding Partner of The Morgan Law Group. "We were so excited to bring joy and happiness to the children in our local South Florida community. We hope this event made the holiday season a little brighter for these families!"

The Miami Dolphins engaged with local family members participating in holiday games and crafts, photos with Santa and watching movies. The group also enjoyed meals prepared by Miami Dolphins minority-owned partner Adam's Catering. The event concluded with an unveil and distribution of holiday gifts purchased by the Miami Dolphins and The Morgan Law Group.

"We are proud to partner with The Morgan Law Group to create another year of memorable experiences and provide families with extra support during the holidays," Miami Dolphins Senior Director of Community Relations and Youth Programs RaShauna Hamilton said. "Along with our dedicated community partners, we understand the importance of being stewards of our community and hope this event provides some added holiday cheer."

Families pre-selected by Football UNITES™ community partners including the 5000 Role Models, Asian American Advisory Board, Be Strong International, Big Brothers Big Sisters of Broward, Big Brothers Big Sisters of Miami-Dade, Breakthrough Miami, Dan Marino Foundation, David Posnack Jewish Community Center, Encouraging Dreamers Breaking Barriers, Generational Cure, Islamic Center of Greater Miami, King Carter Foundation, North Miami Beach Police Athletic League, North Miami Police Department, National Voices for Equality, Education and Enlightenment (NVEEE), Mexican American Council, Sant La Haitian Neighborhood Center, Special Olympics Florida, The Mavuno Project, Trayvon Martin Foundation, Urban League of Broward County, Young Women's Christian Association Miami and Wounded Warrior Project participated in the event.

This holiday season, the Miami Dolphins collectively impacted more than 9,000 throughout South Florida in contributing to holiday gifts and meal distributions to community members in need.



**ROSTER, DEPTH CHART & TRANSACTIONS**



## DEPTH CHART

### OFFENSE

POS	NO	NAME	NO	NAME	NO	NAME	NO	NAME
WR	17	Jaylen Waddle	14	Trent Sherfield	18	<u>Erik Ezukanma</u>		
LT	72	Terron Armstead	75	Greg Little				
LG	65	Robert Jones						
C	58	Connor Williams	63	Michael Deiter				
RG	68	Robert Hunt						
RT	71	Brandon Shell	79	Eric Fisher				
TE	88	Mike Gesicki	81	Durham Smythe	84	Hunter Long	80	<u>Tanner Conner</u>
FB	30	Alec Ingold						
RB	23	Jeff Wilson Jr.	3	Myles Gaskin				
RB	31	Raheem Mostert	26	Salvon Ahmed				
QB	1	Tua Tagovailoa	5	Teddy Bridgewater	19	<u>Skylar Thompson</u>		
WR	10	Tyreek Hill	11	Cedrick Wilson Jr.	85	River Cracraft		

### DEFENSE

POS	NO	NAME	NO	NAME	NO	NAME	NO	NAME
DE	94	Christian Wilkins						
NT	98	Raekwon Davis	77	John Jenkins				
DE	92	Zach Sieler	96	Justin Zimmer				
LB	15	Jaelan Phillips	43	Andrew Van Ginkel				
LB	52	Elandon Roberts	49	Sam Eguavoen				
LB	55	Jerome Baker	45	Duke Riley	41	<u>Channing Tindall</u>		
LB	2	Bradley Chubb	6	Melvin Ingram				
CB	25	Xavien Howard	28	<u>Kader Kohou</u>				
CB	27	Keion Crossen	9	Noah Igbinoghene	20	Justin Bethel		
S	21	Eric Rowe	42	Clayton Fejedelem	32	<u>Verone McKinley III</u>		
S	8	Jevon Holland	22	Elijah Campbell				

### SPECIAL TEAMS

POS	NO	NAME	NO	NAME	NO	NAME	NO	NAME
K	7	Jason Sanders						
P	4	Thomas Morstead						
H	4	Thomas Morstead						
LS	44	Blake Ferguson						
KR	31	Raheem Mostert	17	Jaylen Waddle	9	Noah Igbinoghene		
PR	10	Tyreek Hill	17	Jaylen Waddle	8	Jevon Holland	11	Cedrick Wilson Jr.

Underlined players are rookies

\* unofficial, as of Dec. 12, 2022



## 2022 MIAMI DOLPHINS TRANSACTIONS

\*as of Dec. 12, 2022

DATE	POS.	PLAYER/COACH	TRANSACTION	DATE	POS.	PLAYER/COACH	TRANSACTION
Jan. 11	WR	Cody Core	Signed to futures contract	May 13	S	Verone McKinley III	Signed as undrafted college FA
Jan. 11	CB	Javaris Davis	Signed to futures contract	May 13	WR	Braylon Sanders	Signed as undrafted college FA
Jan. 11	OL	Adam Pankey	Signed to futures contract	May 13	DL	Ben Stille	Signed as undrafted college FA
Jan. 11	T	Kion Smith	Signed to futures contract	May 13	RB	ZaQuandre White	Signed as undrafted college FA
Jan. 14	RB	Gerrid Doaks	Signed to futures contract	May 13	DL	Jordan Williams	Signed as undrafted college FA
Jan. 19	DB	Quincy Wilson	Signed to futures contract	May 14	OL	Ty Clary	Waived/Failed Physical
Jan. 25	DB	D'Angelo Ross	Signed to futures contract	May 14	OL	Cole Banwart	Signed as FA
Jan. 27	WR	DeVonte Dedmon	Signed to futures contract	May 18	LB	Melvin Ingram	Signed as UFA (KC)
Feb. 17	WR	River Cracraft	Signed as FA	May 18	QB	Chris Streveler	Waived
Feb. 18	DE	Daeshon Hall	Signed as FA	May 25	LB	Channing Tindall	Signed (D3, '22)
Feb. 18	FB	John Lovett	Signed as FA	June 8	CB	Javaris Davis	Waived
Feb. 22	QB	Chris Streveler	Signed as FA	June 8	DE	Daeshon Hall	Released
March 8	TE	Mike Gesicki	Placed Franchise Tag	June 8	LB	Porter Gustin	Signed as FA
March 8	RB	Salvon Ahmed	Placed Exclusive Rights Tender	June 10	WR	Erik Ezukanma	Signed (D4, '22)
March 8	DB	Elijah Campbell	Placed Exclusive Rights Tender	July 22	CB	Byron Jones	Placed on Active/Physically Unable to Perform List
March 11	DB	Elijah Campbell	Signed Exclusive Rights Tender	July 22	DB	Elijah Campbell	Placed on Active/Non-Football Injury List
March 11	CB	Nik Needham	Placed Second Round Restricted Free Agent Tender	July 26	WR	Cody Core	Released/Non-Football Injury
March 14	TE	Mike Gesicki	Signed Franchise Tag	July 26	WR	Mohamed Sanu Sr.	Signed as FA
March 15	WR	Preston Williams	Re-signed	July 27	CB	Tino Ellis	Signed as FA
March 15	DE	Emmanuel Ogbah	Re-signed	Aug. 2	DL	Adam Butler	Released/Failed Physical
March 15	LB	Duke Riley	Re-signed	Aug. 3	DB	Elijah Campbell	Activated off the Non-Football Injury List
March 16	LB	Sam Eguavoen	Re-signed	Aug. 5	P	Tommy Heatherly	Waived
March 17	FB	Alec Ingold	Signed as FA	Aug. 5	P	Sterling Hofrichter	Signed as FA
March 17	OL	Connor Williams	Signed as UFA (Dal.)	Aug. 9	TE	Adam Shaheen	Traded (Hou.)
March 17	RB	Chase Edmonds	Signed as UFA (Ari.)	Aug. 11	TE	Adam Shaheen	Trade with Hou. reverted
March 17	QB	Teddy Bridgewater	Signed as UFA (Den.)	Aug. 15	CB	Mackensie Alexander	Signed as FA
March 17	WR	Cedrick Wilson Jr.	Signed as UFA (Dal.)	Aug. 15	DT	Niles Scott	Signed as FA
March 17	DB	Keion Crossen	Signed as UFA (NYG)	Aug. 15	CB	Trill Williams	Placed on Injured Reserve
March 17	RB	Raheem Mostert	Signed as UFA (SF)	Aug. 16	OL	Cole Banwart	Waived
March 18	LB	Elandon Roberts	Re-signed	Aug. 16	WR	DeVonte Dedmon	Waived
March 18	WR	Trent Sherfield	Signed as UFA (SF)	Aug. 16	DL	Jordan Williams	Waived
March 21	S	Sheldrick Redwine	Re-signed	Aug. 16	CB	Tino Ellis	Waived/Injured
March 22	TE	Durham Smythe	Re-signed	Aug. 16	TE	Adam Shaheen	Placed on Injured Reserve
March 22	LB	Brennan Scarlett	Re-signed	Aug. 23	P	Sterling Hofrichter	Waived
March 23	WR	Tyreek Hill	Acquired by Miami in trade (KC)	Aug. 23	LB	Deandre Johnson	Waived
March 24	G/T	Jesse Davis	Released	Aug. 23	S	Sheldrick Redwine	Waived
March 24	WR	Allen Hurns	Released/Failed Physical	Aug. 23	CB	Mackensie Alexander	Placed on Injured Reserve
March 24	T	Terron Armstead	Signed as UFA (NO)	Aug. 23	FB	John Lovett	Placed on Injured Reserve
March 24	RB	Salvon Ahmed	Signed Exclusive Rights Tender	Aug. 29	LB	Trey Flowers	Signed as FA
April 4	CB	Nik Needham	Signed Restricted Free Agent Tender	Aug. 29	RB	Sony Michel	Released
April 5	WR	DeVante Parker	Traded (NE)	Aug. 29	OL	Adam Pankey	Released
April 6	CB	Xavien Howard	Signed Contract Extension	Aug. 29	WR	Mohamed Sanu Sr.	Released
April 7	DT	John Jenkins	Re-signed	Aug. 29	DB	Quincy Wilson	Released
April 8	P	Thomas Morstead	Signed as UFA (Atl.)	Aug. 29	OL	Blaise Andries	Waived
April 19	DT	Benito Jones	Re-signed	Aug. 29	DL	Owen Carney Jr.	Waived
April 28	DT	Christian Wilkins	Team exercises fifth-year option	Aug. 29	RB	Gerrid Doaks	Waived
April 29	LB	Channing Tindall	Selected in NFL Draft – D3, '22	Aug. 29	CB	Elijah Hamilton	Waived
April 30	WR	Erik Ezukanma	Selected in NFL Draft – D4, '22	Aug. 29	DT	Niles Scott	Waived
April 30	LB	Cameron Goode	Selected in NFL Draft – D7a, '22	Aug. 29	RB	ZaQuandre White	Waived
April 30	QB	Skylar Thompson	Selected in NFL Draft – D7b, '22	Aug. 29	LB	Calvin Munson	Placed on Injured Reserve
May 10	RB	Sony Michel	Signed as FA	Aug. 29	LB	Darius Hodge	Waived/Injured
May 13	LB	Cameron Goode	Signed (D7a, '22)	Aug. 29	DB	D'Angelo Ross	Waived/Injured
May 13	QB	Skylar Thompson	Signed (D7b, '22)	Aug. 30	WR	Lynn Bowden Jr.	Waived
May 13	OL	Blaise Andries	Signed as undrafted college FA	Aug. 30	OL	Lamel Coleman	Waived
May 13	DL	Owen Carney Jr.	Signed as undrafted college FA	Aug. 30	WR	River Cracraft	Waived
May 13	OL	Ty Clary	Signed as undrafted college FA	Aug. 30	OL	Kellen Diesch	Waived
May 13	TE	Tanner Conner	Signed as undrafted college FA	Aug. 30	LB	Cameron Goode	Waived
May 13	OL	Kellen Diesch	Signed as undrafted college FA	Aug. 30	LB	Porter Gustin	Waived
May 13	CB	Elijah Hamilton	Signed as undrafted college FA	Aug. 30	DT	Benito Jones	Waived
May 13	P	Tommy Heatherly	Signed as undrafted college FA	Aug. 30	OL	Solomon Kindley	Waived
May 13	LB	Deandre Johnson	Signed as undrafted college FA	Aug. 30	S	Verone McKinley III	Waived
May 13	CB	Kader Kohou	Signed as undrafted college FA	Aug. 30	WR	Braylon Sanders	Waived





## 2022 MIAMI DOLPHINS TRANSACTIONS

\*as of Dec. 12, 2022

DATE	POS.	PLAYER/COACH	TRANSACTION	DATE	POS.	PLAYER/COACH	TRANSACTION
Aug. 30	T	Kion Smith	Waived	Oct. 19	CB	Nik Needham	Placed on Injured Reserve
Aug. 30	DT	Ben Stille	Waived	Oct. 24	OL	Brandon Shell	Signed to active roster
Aug. 30	WR	Preston Williams	Waived	Oct. 24	S	Verone McKinley III	Elevated to active roster
Aug. 30	CB	Byron Jones	Placed on the Reserve/Physically Unable to Perform list	Oct. 24	DL	Ben Stille	Elevated to active roster
Aug. 30	LB	Brennan Scarlett	Placed on Injured Reserve	Oct. 25	S	Brandon Jones	Placed on Injured Reserve
Sept. 1	CB	Justin Bethel	Signed as FA	Oct. 25	WR	Freddie Swain	Placed on Practice Squad/ Injured List
Sept. 1	S	Clayton Fejedelem	Placed on Injured Reserve	Oct. 25	WR	Calvin Jackson	Signed to practice squad
Sept. 1	CB	Kalon Barnes	Signed to practice squad	Oct. 25	DB	Jamal Perry	Signed to practice squad
Sept. 1	T	Larnel Coleman	Signed to practice squad	Oct. 26	OL	Grant Hermanns	Signed to practice squad
Sept. 1	WR	River Cracraft	Signed to practice squad	Oct. 29	S	Verone McKinley III	Elevated to active roster
Sept. 1	OL	James Empey	Signed to practice squad	Oct. 29	WR	Braylon Sanders	Elevated to active roster
Sept. 1	LB	Cameron Goode	Signed to practice squad	Nov. 1	OL	Liam Eichenberg	Placed on injured reserve
Sept. 1	LB	Porter Gustin	Signed to practice squad	Nov. 1	OL	Austin Jackson	Activated off injured reserve
Sept. 1	S	Verone McKinley III	Signed to practice squad	Nov. 1	QB	Reid Sinnett	Released from practice squad
Sept. 1	WR	Braylon Sanders	Signed to practice squad	Nov. 1	LB	Bradley Chubb	Acquired via trade (Den.)
Sept. 1	DT	Niles Scott	Signed to practice squad	Nov. 1	RB	Chase Edmonds	Traded (Den.)
Sept. 1	DL	Ben Stille	Signed to practice squad	Nov. 1	RB	Jeff Wilson Jr.	Acquired via trade (SF)
Sept. 1	RB	ZaQuandre White	Signed to practice squad	Nov. 2	OL	Lamont Gaillard	Signed to practice squad
Sept. 2	WR	Freddie Swain	Signed to practice squad	Nov. 3	LB	Bradley Chubb	Signed contract extension
Sept. 6	DT	Niles Scott	Released from practice squad	Nov. 5	T	Kion Smith	Elevated to active roster
Sept. 6	DT	Josiah Bronson	Signed to practice squad	Nov. 8	FB	Jake Bargas	Signed to practice squad
Sept. 6	DE	Big Kat Bryant	Signed to practice squad	Nov. 8	DE	Big Kat Bryant	Released from practice squad
Sept. 6	DT	Christopher Hinton	Signed to practice squad	Nov. 12	S	Verone McKinley III	Signed to active roster
Sept. 6	T	Kion Smith	Signed to practice squad	Nov. 12	T	Kion Smith	Elevated to active roster
Sept. 6	CB	Chris Steele	Signed to practice squad	Nov. 14	DE	Emmanuel Ogbah	Placed on Injured Reserve
Sept. 10	WR	River Cracraft	Elevated to active roster	Nov. 17	LB	Brennan Scarlett	Signed to practice squad
Sept. 10	S	Verone McKinley III	Elevated to active roster	Nov. 21	DT	R.J. McIntosh	Signed to practice squad
Sept. 16	OL	Austin Jackson	Placed on Injured Reserve	Nov. 23	DT	Justin Zimmer	Signed as FA
Sept. 17	T	Larnel Coleman	Elevated to active roster	Nov. 28	WR	Freddie Swain	Reverted to practice squad
Sept. 17	WR	River Cracraft	Elevated to active roster	Nov. 28	T	Kendall Lamm	Signed to practice squad
Sept. 19	DT	Christopher Hinton	Released from practice squad	Nov. 28	OL	Grant Hermanns	Released from practice squad
Sept. 19	OL	Brandon Shell	Signed to practice squad	Nov. 28	WR	Calvin Jackson	Released from practice squad
Sept. 24	T	Larnel Coleman	Elevated to active roster	Dec. 3	OL	James Empey	Elevated to active roster
Sept. 24	WR	River Cracraft	Elevated to active roster	Dec. 3	T	Kendall Lamm	Elevated to active roster
Sept. 29	WR	River Cracraft	Signed to active roster	Dec. 5	OL	Austin Jackson	Placed on Injured Reserve
Sept. 29	T	Larnel Coleman	Elevated to active roster	Dec. 5	T	Eric Fisher	Signed as FA
Oct. 3	QB	Reid Sinnett	Signed to practice squad	Dec. 7	OL	Liam Eichenberg	Designated to return from Injured Reserve
Oct. 5	S	Clayton Fejedelem	Designated to return from Injured Reserve	Dec. 10	WR	Freddie Swain	Elevated to active roster
Oct. 8	S	Clayton Fejedelem	Activated off Injured Reserve				
Oct. 8	TE	Cethan Carter	Placed on Injured Reserve				
Oct. 8	OL	Brandon Shell	Elevated to active roster				
Oct. 10	CB	Tino Ellis	Signed to practice squad				
Oct. 10	DT	Jaylen Twyman	Signed to practice squad				
Oct. 10	DE	Big Kat Bryant	Released from practice squad				
Oct. 10	CB	Chris Steele	Released from practice squad				
Oct. 13	LB	Porter Gustin	Placed on Practice Squad/ Injured List				
Oct. 13	DE	Big Kat Bryant	Signed to practice squad				
Oct. 15	OL	Brandon Shell	Elevated to active roster				
Oct. 15	T	Kion Smith	Elevated to active roster				
Oct. 17	RB	ZaQuandre White	Released from practice squad				
Oct. 18	RB	La'Mical Perine	Signed to practice squad				
Oct. 19	LB	Trey Flowers	Placed on Injured Reserve				





# 2022 MIAMI DOLPHINS NUMERICAL ROSTER

\*as of Dec. 12, 2022

NO.	NAME	POS.	HT.	WT.	BIRTHDATE	EXP.	COLLEGE	HOMETOWN	HOW ACQ.
1	Tua Tagovailoa	QB	6-1	217	3/2/98	3	Alabama '20	Ewa Beach, Hawaii	D1a, '20
2	Bradley Chubb	LB	6-4	275	6/24/96	5	NC State '18	Marietta, Ga.	T, '22 (Den.)
3	Myles Gaskin	RB	5-10	194	2/15/97	4	Washington '19	Lynnwood, Wash.	D7b, '19
4	Thomas Morehead	P	6-4	225	3/8/86	14	SMU '09	Pearland, Texas	D7a, '22 (Atl.)
5	Teddy Bridgewater	QB	6-2	212	11/10/92	9	Louisville '14	Miami, Fla.	UFA, '22 (Den.)
6	Melvin Ingram	LB	6-2	250	4/28/89	11	South Carolina '12	Hamlet, N.C.	UFA, '22 (KC)
7	Jason Sanders	K	5-11	190	11/16/95	5	New Mexico '18	Orange, Calif.	D7b, '18
8	Jevon Holland	S	6-1	210	3/3/00	2	Oregon '21	Coquitlam, Canada	D2a, '21
9	Noah Igbinioghene	CB	5-11	197	11/27/99	3	Auburn '20	Trussville, Ala.	D1c, '20
10	Tyreek Hill	WR	5-10	191	3/1/94	7	West Alabama '16	Douglas, Ga.	T, '22 (KC)
11	Cedrick Wilson Jr.	WR	6-2	197	11/20/95	5	Boise State '18	Memphis, Tenn.	UFA, '22 (Dal.)
14	Trent Sherfield	WR	6-1	206	2/26/96	5	Vanderbilt '18	Danville, Ill.	UFA, '22 (SF)
15	Jaelan Phillips	LB	6-5	263	5/28/99	2	Miami (FL) '21	Redlands, Calif.	D1b, '21
17	Jaylen Waddle	WR	5-10	182	11/25/98	2	Alabama '21	Houston, Texas	D1a, '21
18	Erik Ezukanma	WR	6-2	206	1/25/00	R	Texas Tech '22	Fort Worth, Texas	D4, '22
19	Skylar Thompson	QB	6-2	219	6/4/97	R	Kansas State '22	Independence, Mo.	D7b, '22
20	Justin Bethel	CB	6-0	200	6/17/90	11	Presbyterian '12	Blythewood, S.C.	FA, '22
21	Eric Rowe	S	6-1	210	10/3/92	8	Utah '15	Spring, Texas	UFA, '19 (NE)
22	Elijah Campbell	DB	5-11	195	8/24/95	3	Northern Iowa '18	St. Paul, Minn.	Wai, '21 (N.Y.)
23	Jeff Wilson Jr.	RB	6-0	213	11/16/95	5	North Texas '18	Elkhart, Texas	T, '22 (SF)
25	Xavien Howard	CB	6-1	203	7/4/93	7	Baylor '16	Houston, Texas	D2, '16
26	Salvon Ahmed	WR	5-11	197	12/30/98	3	Washington '20	Kirkland, Wash.	Wai, '20 (SF)
27	Keion Crossen	DB	5-10	176	4/17/96	5	Western Carolina '18	Garysburg, N.C.	UFA, '22 (NYG)
28	Kader Kohou	CB	5-10	195	11/28/98	R	TAMU-Commerce '22	Abidjan, Ivory Coast	FA, '22
30	Alec Ingold	FB	6-1	235	7/9/96	4	Wisconsin '19	Green Bay, Wis.	FA, '22
31	Raheem Mostert	RB	5-10	205	4/9/92	8	Purdue '15	New Smyrna Beach, Fla.	UFA, '22 (SF)
32	Verone McKinley III	S	5-10	195	6/29/99	R	Oregon '22	Carrollton, Texas	FA, '22
41	Channing Tindall	LB	6-2	232	3/28/00	R	Georgia '22	Columbia, S.C.	D3, '22
42	Clayton Fajedele	S	6-1	202	6/2/93	7	Illinois '16	Lemont, Ill.	UFA, '20 (Cin.)
43	Andrew Van Ginkel	LB	6-4	242	7/23/98	5	Wisconsin '19	Rock Valley, Iowa	D5, '19
44	Blake Ferguson	LS	6-3	240	4/21/97	3	LSU '20	Smyrna, Ga.	D6, '20
45	Duke Riley	LB	6-1	227	8/9/94	6	LSU '17	Buras, La.	UFA, '21 (Phi.)
49	Sam Eguavoen	LB	6-1	236	2/22/93	4	Texas Tech '15	Garland, Texas	FA, '19
52	Elandon Roberts	LB	6-1	238	4/22/94	7	Houston '16	Port Arthur, Texas	UFA, '20 (NE)
55	Jerome Baker	LB	6-2	225	12/25/96	5	Ohio State '18	Cleveland, Ohio	D3, '18
58	Connor Williams	OL	6-5	317	5/12/97	5	Texas '18	Coppell, Texas	UFA, '22 (Dal.)
63	Michael Deiter	OL	6-6	315	9/3/20	4	Wisconsin '19	Curtice, Ohio	D3, '19
65	Robert Jones	OL	6-4	334	1/28/99	2	Middle Tennessee '21	Chicago, Ill.	FA, '21
68	Robert Hunt	OL	6-6	335	8/25/96	3	Louisiana-Lafayette '20	Burkeville, Texas	D2a, '20
71	Brandon Shell	OL	6-5	324	2/6/92	7	South Carolina '16	Goose Creek, S.C.	FA, '22
72	Terron Armstead	T	6-5	305	7/23/91	10	Arkansas Pine-Bluff '13	Cahokia, Ill.	UFA, '22 (NO)
75	Greg Little	T	6-5	322	11/4/97	4	Mississippi '19	Allen, Texas	T, '21 (Car.)
77	John Jenkins	DT	6-3	340	7/11/89	10	Georgia '13	Meriden, Conn.	UFA, '21 (Chi.)
79	Eric Fisher	T	6-7	312	1/5/91	10	Central Michigan '13	Rochester, Mich.	FA, '22
80	Tanner Conner	TE	6-3	232	3/20/98	R	Idaho State '22	Kent, Wash.	FA, '22
81	Durham Smythe	TE	6-6	246	8/9/95	5	Notre Dame '18	Belton, Texas	D4a, '18
84	Hunter Long	TE	6-5	254	8/19/98	2	Boston College '21	Exeter, N.H.	D3, '21
85	River Cracraft	WR	6-0	198	11/1/94	4	Washington St. '17	Rancho Santa Margarita, Calif.	FA, '22
86	Mike Gesicki	TE	6-6	250	10/3/95	5	Penn State '18	Manahawkin, N.J.	D2, '18
92	Zach Sieler	DT	6-6	305	9/7/95	5	Ferris State '18	Pinkney, Mich.	Wai, '19 (Bal.)
94	Christian Wilkins	DT	6-4	310	12/20/95	4	Clemson '19	Springfield, Mass.	FA, '19
96	Justin Zimmer	DT	6-3	292	10/23/92	4	Ferris State '16	Greenville, Mich.	FA, '22
98	Raekwon Davis	DT	6-7	335	6/10/97	3	Alabama '20	Meridian, Miss.	D2b, '20

## RESERVE/PHYSICALLY UNABLE TO PERFORM

24	Byron Jones	CB	6-1	194	9/26/92	8	Connecticut '15	New Britain, Conn.	UFA, '20 (Dal.)
----	-------------	----	-----	-----	---------	---	-----------------	--------------------	-----------------

## RESERVE/INJURED

6	Trill Williams	CB	6-1	202	12/29/99	2	Syracuse '21	Yonkers, N.Y.	Wai, '21 (NO)
29	Brandon Jones	S	6-1	191	4/2/98	3	Texas '20	Nacogdoches, Texas	D3, '20
40	Nik Needham	CB	6-1	196	11/4/96	4	UTEP '19	Buena Park, Calif.	FA, '19
46	John Lovett	FB	6-2	236	4/25/96	2	Princeton '19	Wantagh, N.Y.	FA, '22
73	Austin Jackson	OL	6-5	320	8/11/99	3	USC '20	Phoenix, Ariz.	D1b, '20
74	Liam Eichenberg	OL	6-6	306	1/19/98	2	Notre Dame '21	Cleveland, Ohio	D2b, '21
80	Adam Shaheen	TE	6-7	248	10/24/94	6	Ashland '17	Sanbury, Ohio	T, '20 (Chi.)
82	Cethan Carter	TE	6-3	243	9/5/95	6	Nebraska '17	New Orleans, La.	UFA, '21 (Cin.)
91	Emmanuel Ogboh	DE	6-4	278	11/6/93	7	Oklahoma State '16	Houston, Texas	UFA, '20 (KC)
93	Trey Flowers	LB	6-2	265	8/16/93	8	Arkansas '15	Huntsville, Ala.	FA, '22

## PRACTICE SQUAD

33	La'Mical Perine	RB	5-11	216	1/30/98	3	Florida '20	Mobile, Ala.	FA, '22
34	Tino Ellis	CB	6-1	195	10/15/97	1	Maryland '20	Reisterstown, Md.	FA, '22
35	Kalon Barnes	CB	6-0	186	12/16/98	R	Baylor '22	Silsbee, Texas	FA, '22
36	Jamal Perry	DB	5-10	182	10/23/94	4	Iowa State '17	Houston, Texas	FA, '19
48	Jake Bargas	FB	6-2	250	11/28/96	1	North Carolina '20	Boca Raton, Fla.	FA, '22
53	Cameron Goode	LB	6-3	238	4/15/98	R	California '22	Spring, Texas	D7a, '22
57	Brennan Scarlett	LB	6-4	263	7/31/93	7	Stanford '16	Portland, Ore.	UFA, '21 (Hou.)
61	Lamont Gaillard	OL	6-3	305	2/8/96	3	Georgia '19	Fayetteville, N.C.	FA, '22
62	James Empey	OL	6-3	297	10/27/96	R	BYU '22	American Fork, Utah	FA, '22
70	Kendall Lamm	T	6-5	310	6/5/92	8	Appalachian St. '15	Charlotte, N.C.	FA, '22
76	Kion Smith	T	6-5	311	10/7/98	1	Fayetteville St. '21	Lumberton, N.C.	FA, '21
83	Freddie Swain	WR	6-0	197	8/4/98	3	Florida '20	Ocala, Fla.	FA, '22
86	Braylon Sanders	WR	6-1	194	1/21/99	R	Mississippi '22	Hogansville, Ga.	FA, '22
90	R.J. McIntosh	OL	6-4	293	6/2/96	4	Miami (FL) '18	Fort Lauderdale, Fla.	FA, '22
95	Josiah Bronson	DT	6-3	300	7/3/97	2	Washington '21	Kent, Wash.	FA, '22
97	Jaylen Tiwyman	DT	6-2	285	7/19/99	1	Pittsburgh '21	Washington, D.C.	FA, '22

## PRACTICE SQUAD/INJURED

96	Porter Gustin	LB	6-5	257	2/8/97	4	USC '19	Elk Ridge, Utah	FA, '22
----	---------------	----	-----	-----	--------	---	---------	-----------------	---------



## 2022 MIAMI DOLPHINS ALPHABETICAL ROSTER

\*as of Dec. 12, 2022

NO.	NAME	POS.	HT.	WT.	BIRTHDATE	EXP.	COLLEGE	HOMETOWN	HOW ACQ.
26	Ahmed, Salvon	RB	5-11	197	12/30/98	3	Washington '20	Kirkland, Wash.	Wai., '20 (SF)
72	Armistead, Terron	T	6-5	305	7/23/91	10	Arkansas Pine-Bluff '13	Cahokia, Ill.	UFA, '22 (NO)
55	Baker, Jerome	LB	6-2	225	12/25/96	5	Ohio State '18	Cleveland, Ohio	D3, '18
20	Bethel, Justin	CB	6-0	200	6/17/90	11	Presbyterian '12	Blythewood, S.C.	FA, '22
5	Bridgewater, Teddy	QB	6-2	212	11/10/92	9	Louisville '14	Miami, Fla.	UFA, '22 (Den.)
22	Campbell, Elijah	DB	5-11	195	8/24/95	3	Northern Iowa '18	St. Paul, Minn.	Wai., '21 (NYJ)
2	Chubb, Bradley	LB	6-4	275	6/24/96	5	NC State '18	Marietta, Ga.	T, '22 (Den.)
80	Conner, Tanner	TE	6-3	232	3/20/98	R	Idaho State '22	Kent, Wash.	FA, '22
85	Cracraft, River	WR	6-0	198	11/1/94	4	Washington St. '17	Rancho Santa Margarita, Calif.	FA, '22
27	Crossen, Keion	DB	5-10	176	4/17/96	5	Western Carolina '18	Garysburg, N.C.	UFA, '22 (NYG)
98	Davis, Raekwon	DT	6-7	335	6/10/97	3	Alabama '20	Meridian, Miss.	D2b, '20
63	Deiter, Michael	OL	6-6	315	9/3/96	4	Wisconsin '19	Curtice, Ohio	D3, '19
49	Eguavoen, Sam	LB	6-1	236	2/22/93	4	Texas Tech '15	Garland, Texas	FA, '19
18	Ezukanma, Erik	WR	6-2	206	1/25/00	R	Texas Tech '22	Fort Worth, Texas	D4, '22
42	Fejedelem, Clayton	S	6-1	202	6/2/93	7	Illinois '16	Lemont, Ill.	UFA, '20 (Cin.)
44	Ferguson, Blake	LS	6-3	240	4/21/97	3	LSU '20	Smyrna, Ga.	D6, '20
79	Fisher, Eric	T	6-7	312	1/5/91	10	Central Michigan '13	Rochester, Mich.	FA, '22
3	Gaskin, Myles	RB	5-10	194	2/15/97	4	Washington '19	Lynnwood, Wash.	D7b, '19
88	Gesicki, Mike	TE	6-6	250	10/3/95	5	Penn State '18	Manahawkin, N.J.	D2, '18
10	Hill, Tyreek	WR	5-10	191	3/1/94	7	West Alabama '16	Douglas, Ga.	T, '22 (KC)
8	Holland, Jevon	S	6-1	210	3/3/00	2	Oregon '21	Coquitlam, Canada	D2a, '21
25	Howard, Xavier	CB	6-1	203	7/4/93	R	Bayla '16	Houston, Texas	D2, '16
68	Hunt, Robert	OL	6-6	335	8/24/96	3	Louisiana Lafayette '20	Burkeville, Texas	D7b, '20
9	Igbinochene, Noah	CB	5-11	197	11/27/99	3	Auburn '20	Trussville, Ala.	D1c, '20
30	Ingold, Alec	FB	6-1	235	7/9/96	4	Wisconsin '19	Green Bay, Wis.	FA, '22
6	Ingram, Melvin	LB	6-2	250	4/26/89	11	South Carolina '12	Hamlet, N.C.	UFA, '22 (KC)
77	Jenkins, John	DT	6-3	340	7/17/89	10	Georgia '13	Meriden, Conn.	UFA, '21 (Chi.)
65	Jones, Robert	OL	6-4	334	1/28/99	2	Middle Tennessee St. '21	Chicago, Ill.	FA, '21
28	Kohou, Kader	CB	5-10	195	11/28/98	R	TAMU Commerce '22	Abidjan, Ivory Coast	FA, '22
75	Little, Greg	T	6-5	322	1/2/97	7	Mississippi '19	Allen, Texas	T, '21 (Car.)
84	Long, Hunter	TE	6-5	254	8/19/98	2	Boston College '21	Exeter, N.H.	D3, '21
32	McKinley III, Verone	S	5-10	195	6/29/99	R	Oregon '22	Carrollton, Texas	FA, '22
4	Morstead, Thomas	P	6-4	225	3/8/86	14	SMU '09	Pearland, Texas	UFA, '22 (Atl.)
31	Mostert, Raheem	RB	5-10	205	4/9/92	8	Purdue '15	New Smyrna Beach, Fla.	UFA, '22 (SF)
15	Phillips, Jaelan	LB	6-5	263	5/28/99	2	Miami (FL) '21	Redlands, Calif.	D1b, '21
45	Riley, Duke	LB	6-1	227	8/9/94	6	LSU '17	Buras, La.	UFA, '21 (Phi.)
52	Roberts, Elandon	LB	6-1	238	4/22/94	7	Houston '16	Port Arthur, Texas	D3, '20 (NE)
21	Rowe, Eric	S	6-1	210	10/3/92	8	Utah '15	Spring, Texas	UFA, '19 (NE)
7	Sanders, Jason	K	5-11	190	11/16/95	5	New Mexico '18	Orange, Calif.	D7b, '18
71	Shell, Brandon	OL	6-5	324	2/6/92	7	South Carolina '16	Goose Creek, S.C.	FA, '22
14	Sherfield, Trent	WR	6-1	206	2/26/96	5	Vanderbilt '18	Danville, Ill.	UFA, '22 (SF)
92	Sieler, Zach	DT	6-6	305	9/7/95	5	Ferris State '18	Pinckney, Mich.	Wai., '19 (Bal.)
81	Smythe, Durham	TE	6-6	246	8/9/95	5	Notre Dame '18	Belton, Texas	D4a, '18
1	Tagovailoa, Tua	QB	6-1	217	3/2/98	R	Alabama '20	Ewa Beach, Hawaii	D1a, '20
19	Thompson, Skylar	QB	6-2	219	6/4/97	R	Kansas State '22	Independence, Mo.	D7b, '22
41	Tindall, Channing	LB	6-2	232	3/28/00	R	Georgia '22	Columbia, S.C.	D3a, '22
43	Van Ginkel, Andrew	LB	6-4	242	7/1/95	4	Wisconsin '19	Rock Valley, Iowa	D5, '19
17	Waddle, Jaylen	WR	5-10	182	11/25/98	2	Alabama '21	Houston, Texas	D1a, '21
94	Wilkins, Christian	DT	6-4	310	12/20/95	4	Clemson '19	Springfield, Mass.	D1, '19
58	Williams, Connor	OL	6-5	317	5/12/97	5	Texas '18	Coppell, Texas	UFA, '22 (Dal.)
11	Wilson Jr., Cedrick	WR	6-2	197	11/20/95	5	Boise State '18	Memphis, Tenn.	UFA, '22 (Dal.)
23	Wilson Jr., Jeff	RB	6-0	213	11/16/95	5	North Texas '18	Elkhart, Texas	T, '22 (SF)
96	Zimmer, Justin	DT	6-3	292	10/23/92	4	Ferris State '16	Greenville, Mich.	FA, '22
RESERVE/PHYSICALLY UNABLE TO PERFORM									
24	Jones, Byron	CB	6-1	194	9/26/92	8	Connecticut '15	New Britain, Conn.	UFA, '20 (Dal.)
RESERVE/INJURED									
82	Carter, Cethan	TE	6-3	243	9/5/95	6	Nebraska '17	New Orleans, La.	UFA, '21 (Cin.)
74	Eichenberg, Liam	OL	6-6	306	1/19/98	2	Notre Dame '21	Cleveland, Ohio	D2b, '21
93	Flowers, Trey	LB	6-2	265	8/16/93	8	Arkansas '15	Huntsville, Ala.	FA, '22
73	Jackson, Austin	OL	6-5	320	8/11/99	3	USC '20	Phoenix, Ariz.	D1b, '20
29	Jones, Brandon	S	6-1	191	4/2/98	3	Texas '20	Nacogdoches, Texas	D3, '20
46	Lovett, John	FB	6-2	236	4/25/96	2	Princeton '19	Wantagh, N.Y.	FA, '22
40	Needham, Nik	CB	6-1	196	11/4/96	4	UTEP '19	Buena Park, Calif.	FA, '19
91	Ogbah, Emmanuel	DE	6-4	278	11/6/93	7	Oklahoma State '16	Houston, Texas	UFA, '20 (KC)
60	Shaheen, Adam	TE	6-7	248	10/24/94	6	Ashtand '17	Sanbury, Ohio	T, '20 (Chi.)
6	Williams, Trill	CB	6-1	202	12/29/99	2	Syracuse '21	Yonkers, N.Y.	Wai., '21 (NO)
PRACTICE SQUAD									
48	Bargas, Jake	FB	6-2	250	11/28/96	1	North Carolina '20	Boca Raton, Fla.	FA, '22
35	Barnes, Kalon	CB	6-0	186	12/16/98	R	Baylor '22	Silabee, Texas	FA, '22
95	Bronson, Josiah	DT	6-3	300	7/3/97	2	Washington '21	Kent, Wash.	FA, '22
34	Ellis, Tino	CB	6-1	195	10/15/97	1	Maryland '20	Reisterstown, Md.	FA, '22
62	Empey, James	OL	6-3	297	10/27/96	R	BYU '22	American Fork, Utah	FA, '22
61	Gaillard, Lamont	OL	6-3	305	2/8/96	3	Georgia '19	Fayetteville, N.C.	FA, '22
53	Goode, Cameron	LB	6-3	238	4/15/98	R	California '22	Spring, Texas	D7a, '22
70	Lamm, Kendall	T	6-5	310	6/5/92	8	Appalachian St. '15	Charlotte, N.C.	FA, '22
90	McIntosh, R.J.	DT	6-4	293	6/2/96	4	Miami (FL) '18	Fort Lauderdale, Fla.	FA, '22
33	Perine, La'Mical	RB	5-11	216	1/30/98	3	Florida '20	Mobile, Ala.	FA, '22
36	Perry, Jamal	DB	5-10	182	10/23/94	4	Iowa State '17	Houston, Texas	FA, '19
86	Sanders, Braylon	WR	6-1	194	1/21/99	R	Mississippi '22	Hogansville, Ga.	FA, '22
57	Scarlett, Brennan	LB	6-4	263	7/31/93	7	Stanford '16	Portland, Ore.	UFA, '21 (Hou.)
76	Smith, Kion	T	6-5	311	10/7/98	1	Fayetteville St. '21	Lumberton, N.C.	FA, '21
83	Swain, Freddie	WR	6-0	197	8/4/98	3	Florida '20	Ocala, Fla.	FA, '22
97	Twyman, Jaylen	DT	6-2	285	7/19/99	1	Pittsburgh '21	Washington, D.C.	FA, '22
PRACTICE SQUAD/INJURED									
96	Gustin, Porter	LB	6-5	257	2/8/97	4	USC '19	Elk Ridge, Utah	FA, '22



## 2022 MIAMI DOLPHINS POSITIONAL ROSTER

\*as of Dec. 12, 2022

### OFFENSE (26)

#### QUARTERBACKS (3)

NO	NAME	POS	HT	WT	EXP	COLLEGE
1	Tagovailoa, Tua	QB	6-1	217	3	Alabama '20
5	Bridgewater, Teddy	QB	6-2	212	9	Louisville '18
19	Thompson, Skylar	QB	6-2	219	R	Kansas State '22

#### RUNNING BACKS (5)

NO	NAME	POS	HT	WT	EXP	COLLEGE
3	Gaskin, Myles	RB	5-10	194	4	Washington '19
23	Wilson Jr., Jeff	RB	6-0	213	5	North Texas '18
26	Ahmed, Salvon	RB	5-11	197	3	Washington '20
30	Ingold, Alec	FB	6-1	235	4	Wisconsin '19
31	Mostert, Raheem	RB	5-10	205	8	Purdue '15

#### WIDE RECEIVERS (6)

NO	NAME	POS	HT	WT	EXP	COLLEGE
10	Hill, Tyreek	WR	5-10	191	7	West Alabama '16
11	Wilson Jr., Cedrick	WR	6-2	197	5	Boise State '18
14	Sherfield, Trent	WR	6-1	206	5	Vanderbilt '18
17	Waddle, Jaylen	WR	5-10	182	2	Alabama '21
18	Ezukanma, Erik	WR	6-2	206	R	Texas Tech '22
85	Cracraft, River	WR	6-0	198	4	Washington St. '17

#### TIGHT ENDS (4)

NO	NAME	POS	HT	WT	EXP	COLLEGE
80	Conner, Tanner	TE	6-3	232	R	Idaho State '22
81	Smythe, Durham	TE	6-6	246	5	Notre Dame '18
84	Long, Hunter	TE	6-5	254	2	Boston College '21
88	Gesicki, Mike	TE	6-6	250	5	Penn State '18

#### OFFENSIVE LINEMEN (8)

NO	NAME	POS	HT	WT	EXP	COLLEGE
58	Williams, Connor	OL	6-5	317	5	Texas '18
63	Deiter, Michael	OL	6-6	315	4	Wisconsin '19
65	Jones, Robert	OL	6-4	334	2	Middle Tenn. St. '21
68	Hunt, Robert	OL	6-6	335	3	Louisiana-Lafayette '20
71	Shell, Brandon	OL	6-5	324	7	South Carolina '16
72	Armstead, Terron	T	6-5	305	10	Arkansas Pine-Bluff '13
75	Little, Greg	T	6-5	322	4	Mississippi '19
79	Fisher, Eric	T	6-7	312	10	Central Michigan '13

### PRACTICE SQUAD (16)

NO	NAME	POS	HT	WT	EXP	COLLEGE
33	Perine, La'Mical	RB	5-11	216	3	Florida '20
34	Ellis, Tino	CB	6-1	195	1	Maryland '20
35	Barnes, Kalon	CB	6-0	186	R	Baylor '22
36	Perry, Jamal	DB	5-10	182	4	Iowa State '17
48	Bargas, Jake	FB	6-2	250	1	North Carolina '20
53	Goode, Cameron	LB	6-3	238	R	California '22
57	Scarlett, Brennan	LB	6-4	263	7	Stanford '16
61	Gaillard, Lamont	OL	6-3	305	3	Georgia '19
62	Empey, James	OL	6-3	297	R	BYU '22
70	Lamm, Kendall	T	6-5	310	8	Appalachian St. '15
76	Smith, Kion	T	6-5	311	1	Fayetteville St. '21
83	Swain, Freddie	WR	6-0	197	3	Florida '20
86	Sanders, Braylon	WR	6-1	194	R	Mississippi '22
90	McIntosh, R.J.	DT	6-4	293	4	Miami (FL) '18
95	Bronson, Josiah	DT	6-3	300	2	Washington '21
97	Twyman, Jaylen	DT	6-2	285	1	Pittsburgh '21

### DEFENSE (24)

#### DEFENSIVE LINEMEN (5)

NO	NAME	POS	HT	WT	EXP	COLLEGE
77	Jenkins, John	DT	6-3	340	10	Georgia '13
92	Sieler, Zach	DT	6-6	305	5	Ferris State '18
94	Wilkins, Christian	DT	6-4	310	4	Clemson '19
96	Zimmer, Justin	DT	6-3	292	4	Ferris State '16
98	Davis, Raekwon	DT	6-7	335	3	Alabama '20

#### LINEBACKERS (9)

NO	NAME	POS	HT	WT	EXP	COLLEGE
2	Chubb, Bradley	LB	6-4	275	5	NC State '18
6	Ingram, Melvin	LB	6-2	250	11	South Carolina '12
15	Phillips, Jaelan	LB	6-5	263	2	Miami (FL) '21
41	Tindall, Channing	LB	6-2	232	R	Georgia '22
43	Van Ginkel, Andrew	LB	6-4	242	4	Wisconsin '19
45	Riley, Duke	LB	6-1	227	6	LSU '17
49	Eguavoen, Sam	LB	6-1	236	4	Texas Tech '15
52	Roberts, Elandon	LB	6-1	238	7	Houston '16
55	Baker, Jerome	LB	6-2	225	5	Ohio State '18

#### DEFENSIVE BACKS (10)

NO	NAME	POS	HT	WT	EXP	COLLEGE
8	Holland, Jevon	S	6-1	210	2	Oregon '21
9	Igbinioghene, Noah	CB	5-11	197	3	Auburn '20
20	Bethel, Justin	CB	6-0	200	11	Presbyterian '22
21	Rowe, Eric	S	6-1	210	8	Utah '15
22	Campbell, Elijah	DB	5-11	195	3	Northern Iowa '18
25	Howard, Xavier	CB	6-1	203	7	Baylor '16
27	Crossen, Keion	DB	5-10	176	5	W. Carolina '18
28	Kohou, Kader	CB	5-10	195	R	TAMU-Commerce '22
32	McKinley III, Verone	S	5-10	195	R	Oregon '22
42	Fejedelem, Clayton	S	6-1	202	7	Illinois '16

### SPECIALISTS (3)

NO	NAME	POS	HT	WT	EXP	COLLEGE
4	Morstead, Thomas	P	6-4	225	14	SMU '09
7	Sanders, Jason	K	5-11	190	5	New Mexico '18
44	Ferguson, Blake	LS	6-3	240	3	LSU '20

### RESERVE/PHYSICALLY UNABLE TO PLAY (1)

NO	NAME	POS	HT	WT	EXP	COLLEGE
24	Jones, Byron	CB	6-1	194	8	Connecticut '15

### RESERVE/INJURED (10)

NO	NAME	POS	HT	WT	EXP	COLLEGE
6	Williams, Trill	CB	6-1	202	2	Syracuse '21
29	Jones, Brandon	S	6-1	191	3	Texas '20
40	Needham, Nik	CB	6-1	196	4	UTEP '19
46	Lovett, John	FB	6-2	236	2	Princeton '19
73	Jackson, Austin	OL	6-5	320	3	USC '20
74	Eichenberg, Liam	OL	6-6	306	2	Notre Dame '21
80	Shorstein, Adam	TE	6-7	248	6	Ashland '17
82	Carter, Cethan	TE	6-3	243	6	Nebraska '17
91	Ogbah, Emmanuel	DE	6-4	278	7	Oklahoma State '15
93	Flowers, Trey	LB	6-2	265	8	Arkansas '15

### PRACTICE SQUAD/INJURED (1)

NO	NAME	POS	HT	WT	EXP	COLLEGE
96	Gustin, Porter	LB	6-5	257	4	USC '19



## 2022 MIAMI DOLPHINS – HOW THEY WERE ACQUIRED

\*as of Dec. 12, 2022

	DRAFT (21)	TRADES (4)	WAIVERS (3)	FREE AGENTS (25)
2016	CB Xavien Howard (2)			
2018	TE Mike Gesicki (2) LB Jerome Baker (3) TE Durham Smythe (4a) K Jason Sanders (7b)			
2019	DT Christian Wilkins (1) OL Michael Deiter (3) LB Andrew Van Ginkel (5) RB Myles Gaskin (7b)		DT Zach Sieler (Bal.)	LB Sam Eguavoen S Eric Rowe (NE)
2020	QB Tua Tagovailoa (1a) CB Noah Igbinoghene (1c) OL Robert Hunt (2a) DT Raekwon Davis (2b) LS Blake Ferguson (6)		RB Salvon Ahmed (SF)	S Clayton Fejedelem (Cin.) LB Elandon Roberts (NE)
2021	WR Jaylen Waddle (1a) DE Jaelan Phillips (1b) S Jevon Holland (2a) TE Hunter Long (3)	T Greg Little (Car.)	DB Elijah Campbell (NYJ)	DT John Jenkins (Chi.) OL Robert Jones LB Duke Riley (Phi.)
2022	LB Channing Tindall (3) WR Erik Ezukanma (4) QB Skylar Thompson (7b)	LB Bradley Chubb (Den.) WR Tyreek Hill (KC) RB Jeff Wilson Jr. (SF)		T Terron Armstead (NO) CB Justin Bethel QB Teddy Bridgewater (Den.) TE Tanner Conner WR River Cracraft DB Keion Crossen (NYG) T Eric Fisher FB Alec Ingold LB Melvin Ingram (KC) CB Kader Kohou S Verone McKinley III P Thomas Mostert (Atl.) RB Raheem Mostert (SF) OL Brandon Shell WR Trent Sherfield (SF) OL Connor Williams (Dal.) WR Cedrick Wilson Jr. (Dal.) DT Justin Zimmer

### PRONUNCIATION GUIDE

PLAYER	PHONETICALLY	PLAYER	PHONETICALLY	COACH	PHONETICALLY
RB Salvon Ahmed	suh-VON OCK-med	CB Noah Igbinoghene	IGG-bin-AWG-guh-nee	Mathieu Araujo	uh-ROO-joh
T Terron Armstead	tuh-RON	FB Alec Ingold	INN-gold	Anthony Campanile	CAMP-uh-neel-ee
WR River Cracraft	CRAY-craft	CB Kader Kohou	KAY-der KOH-hoo	Lemuel Jeanpierre	leh-mew-ELL zhon-pee-AIR
DT Raekwon Davis	RAY-kwon	S Verone McKinley III	vuh-rone	Derrick LeBlanc	luh-BLON
OL Michael Deiter	DEE-ter	RB Raheem Mostert	MOZE-tert	Dave Puloka	puh-LOH-kuh
LB Sam Eguavoen	eh-gwah-VON	DE Emmanuel Ogbah	AWG-buh	Aldrick Robinson	AL-drick
WR Erik Ezukanma	ez-oo-kah-muh	LB Jaelan Phillips	JAY-len	Eric Stutesville	STOO-des-vill
S Clayton Fejedelem	FEDGE-uh-lemm	DT Zach Sieler	SEE-ler	Patrick Surtain	sir-TAN
TE Mike Gesicki	guh-SICK-ee	TE Durham Smythe	sm-eye-th		
S Jevon Holland	juh-VAHN	QB Tua Tagovailoa	TOO-uh TUNG-oh-vai-LOA		
CB Xavien Howard	EX-ay-vee-n				



## MIAMI DOLPHINS CONTRACT STATUS

\*as of Dec. 12, 2022

CONTRACT STATUS							
	NAME	2022	2023	2024	2025	2026	2027
QB	Bridgewater, Teddy		UFA				
	Tagovailoa, Tua			5YO	UFA		
	Thompson, Skylar					UFA	
RB	Ahmed, Salvon		RFA				
	Ingold, Alec			UFA			
	Gaskin, Myles		UFA				
	Mostert, Raheem		UFA				
	Wilson Jr., Jeff		UFA				
WR	Cracraft, River					UFA	
	Ezukanma, Erik						UFA
	Hill, Tyreek						UFA
	Sherfield, Trent		UFA				
	Waddle, Jaylen				5YO	UFA	
	Wilson, Cedrick				UFA		
TE	Conner, Tanner				RFA		
	Gesicki, Mike		UFA				
	Long, Hunter				UFA		
	Smythe, Durham			UFA			
OL	Armstead, Terron						UFA
	Deiter, Michael		UFA				
	Fisher, Eric		UFA				
	Hunt, Robert			UFA			
	Little, Greg		UFA				
	Jones, Robert			RFA			
	Shell, Brandon		UFA				
	Williams, Connor			UFA			
DL	Davis, Raekwon			UFA			
	Jenkins, John		UFA				
	Sieler, Zach			UFA			
	Wilkins, Christian			UFA			
	Zimmer, Justin		UFA				
LB	Baker, Jerome				UFA		
	Chubb, Bradley						UFA
	Eguavoen, Sam		UFA				
	Ingram, Melvin		UFA				
	Phillips, Jaelan			5YO	UFA		
	Riley, Duke		UFA				
	Roberts, Elandon		UFA				
	Tindall, Channing					UFA	
	Van Ginkel, Andrew		UFA				
DB	Bethel, Justin		UFA				
	Campbell, Elijah		ERFA				
	Crossen, Keion				UFA		
	Fejedelem, Clayton		UFA				
	Holland, Jevon				UFA		
	Howard, Xavien						UFA
	Igbinoighene, Noah			5YO	UFA		
	Kohou, Kader				RFA		
	McKinley III, Verone			ERFA			
ST	Rowe, Eric		UFA				
	Ferguson, Blake			UFA			
	Morstead, Thomas		UFA				
	Sanders, Jason						UFA





**SUPPLEMENTAL STATS**



## 2022 STATISTICS

### REGULAR SEASON RESULTS (8-5)

DATE	OPPONENT	SCORE	W/L	ATTENDANCE
Sept. 11	NEW ENGLAND	20-7	W	65,786
Sept. 18	at Baltimore	42-38	W	70,582
Sept. 25	BUFFALO	21-19	W	66,206
Sept. 29	at Cincinnati	15-27	L	67,260
Oct. 9	at N.Y. Jets	17-40	L	82,500
Oct. 16	MINNESOTA	16-24	L	66,100
Oct. 23	PITTSBURGH	16-10	W	66,224
Oct. 30	at Detroit	31-27	W	61,447
Nov. 6	at Chicago	35-32	W	62,377
Nov. 13	CLEVELAND	39-17	W	66,563
Nov. 27	HOUSTON	30-15	W	66,205
Dec. 6	at San Francisco	17-33	L	71,732
Dec. 11	at L.A. Chargers	17-23	L	70,240
Dec. 17	at Buffalo			
Dec. 25	GREEN BAY			
Jan. 1	at New England			
Jan. 7/8	N.Y. JETS			

### TEAM STATISTICS

	DOLPHINS	OPPONENTS
<b>TOTAL FIRST DOWNS</b>	<b>269</b>	<b>265</b>
Rushing	67	82
Passing	179	155
Penalty	23	28
3rd Down: Made/Att	56/148	75/176
3rd Down Pct.	37.8%	42.6%
4th Down: Made/Att	8/17	12/25
4th Down Pct.	47.1%	48.0%
<b>POSSESSION AVG.</b>	<b>28:34</b>	<b>31:26</b>
<b>TOTAL NET YARDS</b>	<b>4781</b>	<b>4560</b>
Avg. Per Game	367.8	350.8
Total Plays	774	840
Avg. Per Play	6.2	5.4
<b>NET YARDS RUSHING</b>	<b>1168</b>	<b>1408</b>
Avg. Per Game	89.8	108.3
Total Rushes	288	327
<b>NET YARDS PASSING</b>	<b>3613</b>	<b>3152</b>
Avg. Per Game	277.9	242.5
Sacked/Yards Lost	28/191	33/235
Gross Yards	3804	3387
Attempts/Completions	458/291	480/329
Completion Pct.	63.5%	68.5%
Had Intercepted	10	7
<b>PUNTS/AVERAGE</b>	<b>48/46.8</b>	<b>51/43.4</b>
<b>NET PUNTING AVG.</b>	<b>40.3</b>	<b>41.4</b>
<b>PENALTIES/YARDS</b>	<b>81/650</b>	<b>60/615</b>
<b>FUMBLES/BALL LOST</b>	<b>11/5</b>	<b>15/5</b>
<b>TOUCHDOWNS</b>	<b>38</b>	<b>36</b>
Rushing	9	14
Passing	25	20
Returns	4	2

SCORE BY QUARTERS	Q1	Q2	Q3	Q4	OT	TOTAL
Dolphins	64	121	64	67	0	316
Opponents	60	120	43	89	0	312



## 2022 STATISTICS

PASSING													
	ATT	CMP	YDS	CMP%	YDS/ATT	TD	TD%	INT	INT%	LONG	SACK	LOST	RATING
T. Tagovailoa	345	226	3004	65.5%	8.7	22	6.4%	5	1.4%	75t	17/	130	108.2
T. Bridgewater	60	37	522	61.7%	8.7	3	5.0%	3	5.0%	64	6/	33	85.5
S. Thompson	53	28	278	52.8%	5.2	0	0.0%	2	3.8%	30	4/	22	52.3
C. Wilson Jr.	0	0	0	0.0%	0.0	0	0.0%	0	0.0%	0	1/	6	0.0
DOLPHINS	458	291	3804	63.5%	8.3	25	5.5%	10	2.2%	75t	28/	191	98.7
OPPONENTS	480	329	3387	68.5%	7.1	20	4.2%	7	1.5%	79	33/	235	96.4
RUSHING													
	NO.		YDS.		AVG.		LG		TD				
R. Mostert	136		610		4.5		25		3				
J. Wilson Jr.	44		238		5.4		28		2				
C. Edmonds	42		120		2.9		28		2				
T. Tagovailoa	22		63		2.9		18		0				
T. Hill	6		30		5.0		10		0				
M. Gaskin	10		26		2.6		10		0				
T. Bridgewater	2		21		10.5		11		0				
J. Waddle	2		17		8.5		9		0				
S. Thompson	10		14		1.4		9		0				
S. Ahmed	5		14		2.8		7		0				
C. Wilson Jr.	1		8		8.0		8		0				
A. Ingold	5		6		1.2		2		1				
D. Smythe	2		1		0.5		1t		1				
C. Fejedelem	1		0		0.0		0		0				
DOLPHINS	288		1168		4.1		28		9				
OPPONENTS	327		1408		4.3		79t		14				
RECEIVING													
	NO.		YDS.		AVG.		LG		TD				
T. Hill	100		1460		14.6		64		6				
J. Waddle	59		1003		17.0		59		6				
T. Sherfield	26		362		13.9		75t		2				
M. Gesicki	24		269		11.2		30		4				
R. Mostert	18		126		7.0		18		1				
A. Ingold	14		98		7.0		17		1				
C. Wilson Jr.	11		115		10.5		20		0				
C. Edmonds	10		96		9.6		15		1				
D. Smythe	9		75		8.3		19		1				
R. Cracraft	8		97		12.1		22		2				
J. Wilson Jr.	6		58		9.7		14		1				
M. Gaskin	4		28		7.0		16		0				
B. Sanders	2		17		8.5		13		0				
DOLPHINS	291		3804		13.1		75t		25				
OPPONENTS	329		3387		10.3		79		20				
INTERCEPTIONS													
	NO.		YDS.		AVG.		LG		TD				
J. Holland	2		64		32.0		33		0				
A. Van Ginkel	1		23		23.0		23		0				
V. McKinley III	1		17		17.0		17		0				
J. Bethel	1		11		11.0		11		0				
X. Howard	1		0		0.0		0		0				
N. Igbinoghene	1		0		0.0		0		0				
DOLPHINS	7		115		16.4		33		0				
OPPONENTS	10		83		8.3		46		0				
PUNTING													
	NO.	YDS.	AVG.	NET	TB	IN 20	LG	BLK					
T. Morstead	48	2245	46.8	40.3	2	18	66	0					
DOLPHINS	48	2245	46.8	40.3	2	18	66	0					
OPPONENTS	51	2211	43.4	41.4	0	21	73	1					
PUNT RETURNS													
	RET.	FC	YDS.	AVG.	LG	TD							
C. Wilson Jr.	10	12	84	8.4	15	0							
J. Holland	4	7	18	4.5	8	0							
T. Hill	2	2	-4	-2.0	0	0							
J. Waddle	0	1	0	0.0	0	0							
DOLPHINS	16	22	98	6.1	15	0							
OPPONENTS	24	12	271	11.3	26	0							
KICKOFF RETURNS													
	NO.	YDS.	AVG.	LG	TD								
R. Mostert	15	281	18.7	28	0								
D. Smythe	2	27	13.5	18	0								
A. Ingold	1	12	12.0	12	0								
DOLPHINS	18	320	17.8	28	0								
OPPONENTS	17	475	27.9	103t	1								



## 2022 STATISTICS

### FIELD GOALS

	1-19	20-29	30-39	40-49	50+
J. Sanders	0/0	4/5	3/3	10/10	1/4
<b>DOLPHINS</b>	0/0	4/5	3/3	10/10	1/4
<b>OPPONENTS</b>	1/1	3/3	8/9	5/5	2/2

### SCORING

	TOTAL	TDR	TDP	TDRT	PAT	FG	2-PT	PTS
J. Sanders	0	0	0	0	34/37	18/22	0	83
T. Hill	7	0	6	1	0/0	0/0	0	36
J. Waddle	6	0	6	0	0/0	0/0	0	30
M. Gesicki	4	0	4	0	0/0	0/0	0	24
R. Mostert	4	3	1	0	0/0	0/0	0	24
J. Wilson Jr.	3	2	1	0	0/0	0/0	0	18
C. Edmonds	3	2	1	0	0/0	0/0	0	18
R. Cracraft	2	0	2	0	0/0	0/0	0	12
T. Sherfield	2	1	1	0	0/0	0/0	0	12
A. Ingold	2	1	1	0	0/0	0/0	0	12
D. Smythe	2	1	1	0	0/0	0/0	0	12
A. Van Ginkel	1	0	0	1	0/0	0/0	0	6
M. Ingram	1	0	0	1	0/0	0/0	0	6
X. Howard	1	0	0	1	0/0	0/0	0	6
<b>DOLPHINS</b>	38	9	25	4	34/37	18/22	0	299
<b>OPPONENTS</b>	36	14	20	2	31/32	19/20	2	289

### TWO-POINT CONVERSIONS

None

**DOLPHINS: 0/1, OPPONENTS: 2/4**

### SACKS

M. Ingram 6.0, J. Phillips 6.0, J. Baker 4.0, B. Chubb 2.5, E. Roberts 2.5, C. Wilkins 2.5, Br. Jones 2.0, Z. Sieler 1.5, J. Holland 1.5, R. Davis 1.0, E. Ogbah 1.0, F. Rowe 1.0, D. Riley 1.0, A. Van Ginkel 0.5

**DOLPHINS: 33.0, OPPONENTS: 28.0**

### DEFENSE

PLAYER	SOLO	ASST	TOT	SACKS	YDS	TFL	QBH	INT	PD	FF	FR
J. Baker	54	29	83	4.0	19.5	6	5	-	3	1	-
E. Roberts	48	32	80	2.5	18	6	4	-	-	-	-
C. Wilkins	44	31	75	2.5	15.5	14	6	-	2	1	-
J. Holland	54	14	68	1.5	7.5	-	1	2	5	1	-
K. Kohou	47	9	56	-	-	4	-	-	5	1	-
Z. Sieler	32	21	53	1.5	13.5	3	7	-	4	2	-
B. Jones	26	23	49	2.0	30	1	2	-	3	1	-
J. Phillips	25	22	47	6.0	38	7	17	-	2	-	1
E. Rowe	34	11	45	1.0	4	2	1	-	1	1	-
X. Howard	26	9	35	-	-	-	-	1	8	-	2
D. Riley	19	16	35	1.0	2	3	-	-	2	-	-
A. Van Ginkel	13	13	26	0.5	3.5	1	2	1	1	-	-
N. Needham	15	6	21	-	-	-	-	-	2	-	-
R. Davis	9	12	21	1.0	7	1	2	-	-	-	-
M. Ingram	14	6	20	6.0	48.5	7	10	-	1	1	2
K. Crossen	9	8	17	-	-	-	-	-	3	-	-
J. Bethel	11	4	15	-	-	-	-	1	4	-	-
J. Jenkins	6	8	14	-	-	-	1	-	-	-	-
E. Ogbah	7	4	11	1.0	7	1	7	-	-	-	-
B. Chubb	4	6	10	2.5	21	1	9	-	-	1	-
V. McKinley	7	2	9	-	-	-	1	1	1	-	-
N. Igbinoghene	7	1	8	-	-	-	-	1	3	-	-
E. Campbell	4	3	7	-	-	-	1	-	1	-	-
C. Fejedelem	3	1	4	-	-	-	-	-	1	-	-
T. Flowers	1	3	4	-	-	-	1	-	-	-	-
S. Eguavoen	2	1	3	-	-	-	-	-	-	-	-
B. Stille	0	2	2	-	-	-	-	-	-	-	-
C. Tindall	0	2	2	-	-	-	-	-	-	-	-
J. Zimmer	0	1	1	-	-	-	-	-	-	-	-

**NOTE:** Special teams and miscellaneous tackles not included above.

**MISCELLANEOUS TACKLES:** R. Cracraft 3, T. Hill 3, B. Shell 1, G. Little 1, J. Waddle 1, A. Ingold 1, J. Wilson Jr. 1, D. Smythe 1.

**MISCELLANEOUS FUMBLE RECOVERIES:** T. Tagovailoa 2, C. Williams 1, T. Hill 1.

**SACKS:** J. Phillips (6.0) – 1.0 at Cincinnati (9/29), 0.5 vs. Minnesota (10/16), 1.5 vs. Pittsburgh (10/23), 0.5 vs. Cleveland (11/13), 1.0 vs. Houston (11/27), 0.5 at San Francisco (12/4), 1.0 at L.A. Chargers (12/11)

M. Ingram (6.0) – 2.0 vs. Buffalo (9/25), 1.0 at Chicago (11/6), 1.0 vs. Cleveland (11/13), 1.0 vs. Houston (11/27), 1.0 at San Francisco (12/4)

J. Baker (4.0) – 0.5 vs. Buffalo (9/25), 1.0 at N.Y. Jets (10/9), 1.0 vs. Houston (11/27), 0.5 at San Francisco (12/4), 1.0 at L.A. Chargers (12/11)

E. Roberts (2.5) – 1.5 vs. Minnesota (10/16), 1.0 vs. Houston (11/27)

B. Chubb (2.5) – 0.5 vs. Cleveland (11/13), 1.0 vs. Houston (11/27), 1.0 at San Francisco (12/4)

C. Wilkins (2.5) – 0.5 vs. Pittsburgh (10/23), 1.0 vs. Cleveland (11/13), 1.0 at L.A. Chargers (12/11)

Br. Jones (2.0) – 1.0 vs. New England (9/11), 1.0 at N.Y. Jets (10/9)

J. Holland (1.5) – 1.5 vs. Buffalo (9/25)

Z. Sieler (1.5) – 1.0 at Detroit (10/30), 0.5 at San Francisco (12/4)

E. Ogbah (1.0) – 1.0 vs. New England (9/11)

R. Davis (1.0) – 1.0 vs. Minnesota (10/16)

D. Riley (1.0) – 1.0 at Chicago (11/6)

E. Rowe (1.0) – 1.0 at L.A. Chargers (12/11)

A. Van Ginkel (0.5) – 0.5 at San Francisco (12/4)



## 2022 STATISTICS

### SPECIAL TEAMS

	SOLO	ASST	TOTAL	FF	FR	BFG	BPAT	BPNT
A. Van Ginkel	5	6	11	-	-	-	-	-
K. Crossen	4	2	6	-	-	-	-	-
J. Bethel	2	4	6	-	-	-	-	-
E. Campbell	3	2	5	-	-	-	-	-
T. Morstead	3	1	4	-	-	-	-	-
C. Fejedelem	1	3	4	-	-	-	-	-
D. Riley	2	1	3	-	-	-	-	-
T. Sherfield	2	1	3	-	-	-	-	-
A. Ingold	2	-	2	-	-	-	-	-
D. Smythe	1	1	2	-	-	-	-	-
J. Holland	-	1	1	-	-	-	-	-
S. Eguavoen	-	1	1	-	-	-	-	-
E. Roberts	1	-	1	-	-	-	-	-
H. Long	1	-	1	-	-	-	-	-
J. Sanders	1	-	1	-	-	-	-	-
J. Phillips	-	-	-	-	1	-	-	1
E. Ogbah	-	-	-	-	-	1	-	-

### STATISTICAL BESTS

#### DOLPHINS – INDIVIDUAL

#### RUSHING

Attempts	18	Raheem Mostert at N.Y. Jets, 10/9
Yards	119	Jeff Wilson Jr. vs. Cleveland, 11/13
Touchdowns	2	Chase Edmonds vs. Buffalo, 9/25
Yards by Quarterback	28	Tua Tagovailoa at L.A. Charger, 12/11
Longest Run from Scrimmage	28	Chase Edmonds at Baltimore, 9/18
		Jeff Wilson Jr. at Chicago, 11/6
Longest Run from Scrimmage for TD	24t	Raheem Mostert vs. Cleveland, 11/13

#### PASSING

Attempts	50	Tua Tagovailoa at Baltimore, 9/18
Completions	36	Tua Tagovailoa at Baltimore, 9/18
Yards	469	Tua Tagovailoa at Baltimore, 9/18
Touchdowns	6	Tua Tagovailoa at Baltimore, 9/18
Completion Percentage (min. 20 att.)	80.6	Tua Tagovailoa at Detroit, 10/30
Longest Completion	75t	Tua Tagovailoa to Trent Sherfield at San Francisco, 12/4
Longest Completion for TD	75t	Tua Tagovailoa to Trent Sherfield at San Francisco, 12/4
Passer Rating (min. 20 att.)	138.7	Tua Tagovailoa at Detroit, 10/30

#### RECEIVING

Receptions	12	Tyreek Hill vs. Minnesota, 10/16
		Tyreek Hill at Detroit, 10/30
Yards	190	Tyreek Hill at Baltimore, 9/18
Touchdowns	2	Tyreek Hill at Baltimore, 9/18
		Jaylen Waddle at Baltimore, 9/18
		Mike Gesicki vs. Minnesota, 10/16
		Jaylen Waddle at Detroit, 10/30
Longest Reception	75t	Trent Sherfield at San Francisco, 12/4
Longest Reception by Running Back	18	Raheem Mostert vs. Pittsburgh, 10/23
Yards by Running Back	45	Alec Ingold vs. Cleveland, 11/13

#### TOTAL YARDS FROM SCRIMMAGE

195 Tyreek Hill at Detroit, 10/30

#### TACKLES

Total	13	Jerome Baker vs. Buffalo, 9/25
Solo	10	Jevon Holland at Detroit, 10/30

#### INTERCEPTIONS

Total	1	Jevon Holland vs. New England, 9/11
		Jevon Holland vs. Pittsburgh, 10/23
		Justin Bethel vs. Pittsburgh, 10/23
		Noah Igbinoghene vs. Pittsburgh, 10/23
		Andrew Van Ginkel vs. Houston, 11/27
		Verone McKinley III vs. Houston, 11/27
		Xavien Howard at San Francisco, 12/4
Longest Return	33	Jevon Holland vs. Pittsburgh, 10/23
Longest Return for TD	-	Has not happened yet





## 2022 STATISTICS

### FUMBLES

Total Forced	1	Brandon Jones vs. New England, 9/11 Kader Kohou vs. New England, 9/11 Jevon Holland vs. Buffalo, 9/25 Melvin Ingram vs. Buffalo, 9/25 Zach Sieler vs. Minnesota, 10/16 Zach Sieler vs. Cleveland, 11/13 Jerome Baker vs. Houston, 11/27 Bradley Chubb vs. Houston, 11/27 Eric Rowe vs. Houston, 11/27 Christian Wilkins at San Francisco, 12/4
Total Recovered	1	Melvin Ingram vs. New England, 9/11 Jaelan Phillips vs. New England, 9/11 Melvin Ingram vs. Buffalo, 9/25 Xavien Howard vs. Cleveland, 11/13 Xavien Howard vs. Houston, 11/27
Longest Return for TD	16t	Xavien Howard vs. Houston, 11/27

### SACKS

Total	2.0	Melvin Ingram vs. Buffalo, 9/25
Yards Lost	17.0	Brandon Jones at N.Y. Jets, 10/9

### SPECIAL TEAMS

Field Goals Made	3	Jason Sanders at Cincinnati, 9/29 Jason Sanders vs. Pittsburgh, 10/23 Jason Sanders vs. Houston, 11/27
Field Goal Attempts	4	Jason Sanders at Cincinnati, 9/29
Longest Field Goal Made	55	Jason Sanders at L.A. Chargers, 12/11
Longest Field Goal Attempt	55	Jason Sanders at L.A. Chargers, 12/11
Punts	7	Thomas Morstead at L.A. Chargers, 12/11
Longest Punt, yards	66	Thomas Morstead at Cincinnati, 9/29
Highest Gross Punting Average (min. 4 punts)	51.5	Thomas Morstead at San Francisco, 12/4
Highest Net Punting Average (min. 4 punts)	43.4	Thomas Morstead at L.A. Chargers, 12/11
Most Punt Returns	3	Cedrick Wilson Jr. vs. Houston, 11/27
Most Punt Return Yards	24	Cedrick Wilson Jr. at Detroit, 10/30
Highest Punt Return Average (min. 3 returns)	7.3	Cedrick Wilson Jr. vs. Houston, 11/27
Longest Punt Return	15	Cedrick Wilson Jr. vs. Houston, 11/27
Most Kickoff Returns	3	Raheem Mostert vs. Buffalo, 9/25 Raheem Mostert vs. Cleveland, 11/13
Most Kickoff Return Yards	60	Raheem Mostert vs. Cleveland, 11/13
Highest Kickoff Return Average (min. 3 returns)	20.0	Raheem Mostert vs. Cleveland, 11/13
Longest Kickoff Return	28	Raheem Mostert vs. Pittsburgh, 10/23

### OPPONENTS – INDIVIDUAL

Attempts	24	Joe Mixon at Cincinnati, 9/29
Yards	178	Justin Fields at Chicago, 11/6
Touchdowns	2	Michael Carter at N.Y. Jets, 10/9 Jamaal Williams at Detroit, 10/30
Yards by Quarterback	178	Justin Fields at Chicago, 11/6
Longest Run from Scrimmage	79t	Lamar Jackson at Baltimore, 9/18
Longest Run from Scrimmage for TD	79t	Lamar Jackson at Baltimore, 9/18

### PASSING

Attempts	63	Josh Allen vs. Buffalo, 9/25
Completions	42	Josh Allen vs. Buffalo, 9/25
Yards	400	Josh Allen vs. Buffalo, 9/25
Touchdowns	3	Lamar Jackson at Baltimore, 9/18 Justin Fields at Chicago, 11/6
Completion Percentage (min. 20 att.)	76.4	Justin Herbert at L.A. Chargers, 12/11
Longest Completion	79	Zach Wilson to Breece Hall at N.Y. Jets, 10/9
Longest Completion for TD	75t	Lamar Jackson to Rashod Bateman at Baltimore, 9/18
Passer Rating (min. 20 att.)	142.6	Lamar Jackson at Baltimore, 9/18

### RECEIVING

Receptions	12	Keenan Allen at L.A. Chargers, 12/12
Yards	124	Tee Higgins at Cincinnati, 9/29
Touchdowns	2	Cole Kmet at Chicago, 11/6
Longest Reception	79	Breece Hall at N.Y. Jets, 10/9
Longest Reception by Running Back	79	Breece Hall at N.Y. Jets, 10/9
Yards by Running Back	100	Breece Hall at N.Y. Jets, 10/9

TOTAL YARDS FROM SCRIMMAGE	197	Breece Hall at N.Y. Jets, 10/9
----------------------------	-----	--------------------------------



## 2022 STATISTICS

### TACKLES

Total	11	Jordan Hicks vs. Minnesota, 10/16 Eric Kendricks vs. Minnesota, 10/16
Solo	8	Jordan Hicks vs. Minnesota, 10/16 Myles Jack vs. Pittsburgh, 10/23 Sione Takitaki vs. Cleveland, 11/13

### INTERCEPTIONS

Total	2	Marcus Williams at Baltimore, 9/18 Vonn Bell at Cincinnati, 9/29
Longest Return	46	Vonn Bell at Cincinnati, 9/29
Longest Return for TD	-	Has not happened yet

### FUMBLES

Total Forced	1	Jonathan Jones vs. New England, 9/11 Deatrich Wise Jr. vs. New England, 9/11 Carl Lawson at N.Y. Jets, 10/9 Harrison Smith vs. Minnesota, 10/16 Kerby Joseph at Detroit, 10/30 Nick Bosa at San Francisco, 12/4 Alohi Gilman at L.A. Chargers, 12/11
Total Recovered	1	Quinnen Williams at N.Y. Jets, 10/9 Camryn Bynum vs. Minnesota, 10/16 Malcolm Rodriguez at Detroit, 10/30 M.J. Stewart vs. Houston, 11/27 Dre Greenlaw at San Francisco, 12/4
Longest Return for TD	23t	Dre Greenlaw at San Francisco, 12/4

### SACKS

Total	3.0	Nick Bosa at San Francisco, 12/4
Yards Lost	20.0	Nick Bosa at San Francisco, 12/4

### SPECIAL TEAMS

Field Goals Made	4	Robbie Gould at San Francisco, 12/4
Field Goal Attempts	4	Robbie Gould at San Francisco, 12/4
Longest Field Goal Made	57	Evan McPherson at Cincinnati, 9/29
Longest Field Goal Attempt	57	Evan McPherson at Cincinnati, 9/29
Punts	10	Ryan Wright vs. Minnesota, 10/16
Longest Punt, yards	73	Ryan Wright vs. Minnesota, 10/16
Highest Gross Punting Average (min. 4 punts)	50.0	Cameron Johnston vs. Houston, 11/27
Highest Net Punting Average (min. 4 punts)	46.9	Cameron Johnston vs. Houston, 11/27
Most Punt Returns	3	Jamison Crowder vs. Buffalo, 9/25 Jalen Reagor vs. Minnesota, 10/16 Gunner Olszewski vs. Pittsburgh, 10/23 Desmond King vs. Houston, 11/27
Most Punt Return Yards	38	Desmond King vs. Houston, 11/27
Highest Punt Return Average (min. 3 returns)	12.7	Desmond King vs. Houston, 11/27
Longest Punt Return	26	Tremont Smith vs. Houston, 11/27
Most Kickoff Returns	3	Jerome Ford vs. Cleveland, 11/13
Most Kickoff Return Yards	103t	Devin Duvernay at Baltimore, 9/18
Highest Kickoff Return Average (min. 3 returns)	31.7	Jerome Ford vs. Cleveland, 11/13
Longest Kickoff Return	103t	Devin Duvernay at Baltimore, 9/18

### IN 2022 MIAMI IS...

5-0	when leading after the 1st quarter	3-4	in road games
5-0	when leading after the 2nd quarter	1-1	when playing indoors
6-1	when leading after the 3rd quarter	7-4	when playing outdoors
2-3	when behind after the 1st quarter	1-3	when playing on artificial turf
2-5	when behind after the 2nd quarter	7-2	when playing on grass
2-4	when behind after the 3rd quarter	7-3	after winning the coin toss
3-2	when Miami scores first	6-0	when scoring 21 points or more
5-3	when opponent scores first	5-0	when yielding 20 points or fewer
1-0	when tied at halftime	0-0	in overtime contests
5-1	in home games		



## 2022 STATISTICS

### DRIVE PRODUCTION

	POSS	TD	FGM	FGA	PUNT	INT	FUM	DOWNES	TIME	SAF
DOLPHINS	138	35	18	22	47	10	5	9	8	2
OPPONENTS	142	34	19	20	51	7	5	12	13	0

### RED ZONE PRODUCTION

	POSS	TD	FGM	FGA	INT	FUM	DWNS	TIME	RZ PLAYS	RZ RUSH	RZ PASS
DOLPHINS	40	25	9	10	0	0	4	1	97	40	57
OPPONENTS	45	27	14	14	1	0	3	0	112	51	61

### BLOCKS

	FGs	PATs	PUNTS	TOTAL
BY DOLPHINS	1	0	1	2
BY OPPONENTS	1	0	0	1

### TURNOVERS

GAME	TAKEAWAYS			GIVEAWAYS			DIFF	W/L
	INT	FUM	TOTAL	INT	FUM	TOTAL		
NEW ENGLAND	1	2	3	0	0	0	+3	W
at Baltimore	0	0	0	2	0	2	-2	W
BUFFALO	0	1	1	0	0	0	+1	W
at Cincinnati	0	0	0	2	0	2	-2	L
at N.Y. Jets	0	0	0	1	1	2	-2	L
MINNESOTA	0	0	0	2	1	3	-3	L
PITTSBURGH	3	0	3	0	0	0	+3	W
at Detroit	0	0	0	0	1	1	-1	W
at Chicago	0	0	0	0	0	0	0	W
CLEVELAND	0	1	1	0	0	0	+1	W
HOUSTON	2	1	3	0	1	1	+2	W
at San Francisco	1	0	1	3	1	4	-3	L
at L.A. Chargers	0	0	0	0	0	0	0	L
at Buffalo								
GREEN BAY								
at New England								
N.Y. JETS								
TOTAL	7	5	12	10	5	15	-3	8-5

### DOLPHINS BIG PLAYS

#### PASSING (25+ yards)

75t	T. Tagovailoa to T. Sherfield at SF, 12/4
64	T. Tagovailoa to T. Hill at Cin., 9/29
60t	T. Tagovailoa to T. Hill at Bal., 9/18
60t	T. Tagovailoa to T. Hill at LAC, 12/12
59	T. Tagovailoa to J. Waddle at Bal., 9/18
49	T. Bridgewater to J. Waddle vs. Min., 10/16
48t	T. Tagovailoa to T. Hill at Bal., 9/18
45	T. Tagovailoa to J. Waddle vs. Buf., 9/25
45t	T. Tagovailoa to T. Hill at SF, 12/4
42t	T. Tagovailoa to J. Waddle vs. NE, 9/11
42	T. Tagovailoa to T. Hill at Det., 10/30
39	T. Tagovailoa to T. Hill at Chi., 11/6
36	T. Tagovailoa to T. Hill at Det., 10/30
34	T. Tagovailoa to J. Waddle vs. Hou., 11/27
33	T. Tagovailoa to J. Waddle at Bal., 9/18
32	T. Tagovailoa to J. Waddle vs. Buf., 9/25
32	T. Tagovailoa to T. Sherfield vs. Pit., 10/23
30	S. Thompson to M. Gesicki at NYJ, 10/9
30	S. Thompson to J. Waddle vs. Min., 10/16
29t	T. Tagovailoa to J. Waddle at Det., 10/30
29	T. Tagovailoa to J. Waddle vs. Cle., 11/13
29	T. Tagovailoa to T. Hill vs. Hou., 11/27
28	T. Bridgewater to T. Hill vs. Min., 10/16
26	T. Tagovailoa to T. Hill vs. NE, 9/11
26	T. Tagovailoa to T. Hill at Cin., 9/29
26	T. Tagovailoa to J. Waddle at Chi., 11/6
25	T. Tagovailoa to J. Waddle vs. Pit., 10/23
25	T. Tagovailoa to J. Waddle vs. Pit., 10/23
25	T. Tagovailoa to T. Hill at Chi., 11/6

#### RUSHING (15+ yards)

57t	T. Hill at LAC, 12/12 (fumble return)
28	C. Edmonds at Bal., 9/18
28	J. Wilson Jr. at Chi., 11/6
25	R. Mostert at Cin., 9/29
24	R. Mostert at NYJ, 10/9
24t	R. Mostert vs. Cle., 11/13
20	R. Mostert at NYJ, 10/9
20t	J. Wilson Jr. vs. Cle., 11/13
20	J. Wilson Jr. at LAC, 12/12
18	T. Tagovailoa at Det., 10/30
18	J. Wilson Jr. vs. Cle., 11/13
16	R. Mostert vs. Min., 10/16
15	R. Mostert at NYJ, 10/9



## 2022 STATISTICS

### OPPONENTS BIG PLAYS

PASSING (25+ yards)		RUSHING (15+ yards)	
79	Z. Wilson to Br. Hall at NYJ, 10/9	79t	L. Jackson at Bal., 9/18
75t	L. Jackson to R. Bateman at Bal., 9/18	61t	J. Fields at Chi., 11/6
59t	J. Burrow to T. Higgins at Cin., 9/29	53t	D. Cook vs. Min., 10/16
58	J. Goff to T. Hockenson at Det., 10/30	43	Z. Moss vs. Buf., 9/25
55	J. Herbert to M. Williams at LAC, 12/12	33t	N. Chubb vs. Cle., 11/13
47	K. Cousins to J. Jefferson vs. Min., 10/16	22	J. Kelley at LAC, 12/12
43	J. Burrow to T. Boyd at Cin., 9/29	19	L. Jackson at Bal., 9/18
43	J. Goff to K. Raymond at Det., 10/30	30	C. McCaffrey at SF, 12/4
41	M. Jones to K. Bourne vs. NE, 9/11	19	L. Jackson at Bal., 9/18
39	K. Allen to B. Cooks vs. Hou., 11/27	19	J. Allen vs. Buf., 9/25
38	J. Brissett to D. Peoples-Jones vs. Cle., 11/13	19	J. Mason at SF, 12/4
36	J. Burrow to J. Chase at Cin., 9/29	17	Br. Hall at NYJ, 10/9
34	L. Jackson to I. Likely at Bal., 9/18	17	J. Fields at Chi., 11/6
33	J. Garoppolo to C. McCaffrey at SF, 12/4	17	J. Fields at Chi., 11/6
30	K. Pickett to G. Pickens vs. Pit., 10/23	16	K. Pickett vs. Pit., 10/23
28	J. Allen to S. Diggs vs. Buf., 9/25	16	N. Harris vs. Pit., 10/23
27	M. Jones to J. Meyers vs. NE, 9/11	15t	Br. Hall at NYJ, 10/9
27	J. Allen to I. McKenzie vs. Buf., 9/25	15	Ja. Williams at Det., 10/30
27	J. Goff to K. Raymond at Det., 10/30		
26	L. Jackson to D. Duvernay at Bal., 9/18		
25	L. Jackson to M. Andrews at Bal., 9/18		
25t	K. Allen to J. Akins vs. Hou., 11/27		

### DOLPHINS BIG GAMES

100-YARD RUSHERS	100-YARD RECEIVERS	300-YARD PASSERS
119 J. Wilson Jr. vs. Cle., 11/13	190 T. Hill at Bal., 9/18	469 T. Tagovailoa at Bal., 9/18
113 R. Mostert at NYJ, 10/9	188 T. Hill at Det., 10/30	382 T. Tagovailoa at Det., 10/30
	177 T. Hill vs. Min., 10/16	329 T. Bridgewater vs. Min., 10/16
	171 J. Waddle at Bal., 9/18	302 T. Tagovailoa at Chi., 11/6
	160 T. Hill at Cin., 9/29	
	146 T. Hill at SF, 12/4	
	143 T. Hill at Chi., 11/6	
	129 J. Waddle vs. Min., 10/16	
	106 J. Waddle at Det., 10/30	
	102 J. Waddle vs. Buf., 9/25	

### OPPONENTS BIG GAMES

100-YARD RUSHERS	100-YARD RECEIVERS	300-YARD PASSERS
178 J. Fields at Chi., 11/6	124 T. Higgins at Cin., 9/29	400 J. Allen vs. Buf., 9/25
119 L. Jackson at Bal., 9/18	116 M. Williams at LAC, 12/11	367 J. Herbert at LAC, 12/11
	108 R. Bateman at Bal., 9/18	321 J. Goff at Det. 10/30
	107 J. Jefferson vs. Min., 10/16	318 L. Jackson at Bal., 9/18
	104 M. Andrews at Bal., 9/18	
	100 Br. Hall at NYJ, 10/9	



## 2022 STATISTICS

### GAME-BY-GAME STARTERS (OFFENSE)

GAME	WR	LT	LG	C	RG	RT	TE/WR	WR	QB	RB	FB/WR
NE	Waddle	Armstead	Eichenberg	Williams	Hunt	Jackson	Smythe	Hill	Tagovailoa	Edmonds	Ingold
at Bal.	Waddle	Armstead	Eichenberg	Williams	Hunt	Little	Smythe	Hill	Tagovailoa	Mostert	Ingold
BUF	Waddle	Armstead	Eichenberg	Williams	Hunt	Little	Smythe	Hill	Tagovailoa	Edmonds	Ingold
at Cin.	Waddle	Armstead	Eichenberg	Williams	Hunt	Little	Smythe	Hill	Tagovailoa	Mostert	Ingold
at NYJ	Waddle	Armstead	Eichenberg	Williams	Hunt	Little	Smythe	Hill	Bridgewater	Mostert	Ingold
MIN	Waddle	Little	Eichenberg	Williams	Hunt	Shell	Gesicki	Hill	Thompson	Mostert	Ingold
PIT	Waddle	Armstead	Eichenberg	Williams	Hunt	Shell	Smythe	Hill	Tagovailoa	Mostert	Sherfield
at Det.	Waddle	Armstead	Eichenberg	Williams	Hunt	Shell	Smythe	Hill	Tagovailoa	Mostert	Ingold
at Chi.	Waddle	Armstead	Jones	Williams	Hunt	Shell	Smythe	Hill	Tagovailoa	Mostert	Ingold
CLE	Waddle	Armstead	Jones	Williams	Hunt	Shell	Smythe	Hill	Tagovailoa	Mostert	Ingold
HOU	Waddle	Armstead	Jones	Williams	Hunt	Jackson	Smythe	Hill	Tagovailoa	J. Wilson	Sherfield
at SF	Waddle	Little	Jones	Williams	Hunt	Shell	Sherfield	Hill	Tagovailoa	Mostert	Ingold
at LAC	Waddle	Armstead	Jones	Williams	Hunt	Shell	Smythe	Hill	Tagovailoa	Mostert	Ingold
at Buf.											
GB											
at NE											
NYJ											

### GAME-BY-GAME STARTERS (DEFENSE)

GAME	DE	DT/NT	DE	LB	LB	LB	LB/CB	CB	CB	S	S/DT
NE	Wilkins	Davis	Sieler	Phillips	Roberts	Baker	Ingram	Howard	Needham	Holland	Br. Jones
at Bal.	Wilkins	Davis	Sieler	Phillips	Roberts	Baker	Riley	Howard	Needham	Holland	Br. Jones
BUF	Wilkins	Sieler	Ogbah	Phillips	Roberts	Baker	Kohou	Howard	Needham	Holland	Br. Jones
at Cin.	Wilkins	Davis	Ogbah	Phillips	Roberts	Baker	Kohou	Howard	Crossen	Holland	Br. Jones
at NYJ	Wilkins	Davis	Sieler	Van Ginkel	Roberts	Baker	Ingram	Kohou	Needham	Holland	Br. Jones
MIN	Wilkins	Davis	Ogbah	Phillips	Roberts	Baker	Ingram	Howard	Needham	Holland	Br. Jones
PIT	Wilkins	Davis	Sieler	Phillips	Roberts	Baker	Van Ginkel	Howard	Igbinoghene	Holland	Br. Jones
at Det.	Wilkins	Davis	Sieler	Phillips	Roberts	Baker	Van Ginkel	Howard	Kohou	Holland	McKinley
at Chi.	Wilkins	Davis	Sieler	Phillips	Roberts	Baker	Chubb	Howard	Kohou	Holland	Rowe
CLE	Wilkins	Davis	Sieler	Phillips	Roberts	Baker	Chubb	Howard	Kohou	Holland	Rowe
HOU	Wilkins	Davis	Sieler	Phillips	Roberts	Baker	Chubb	Howard	Kohou	Holland	Rowe
at SF	Wilkins	Davis	Sieler	Riley	Roberts	Baker	Chubb	Howard	Kohou	Holland	Zimmer
at LAC	Wilkins	Davis	Sieler	Phillips	Roberts	Baker	Chubb	Howard	Kohou	Holland	Rowe
at Buf.											
GB											
at NE											
NYJ											

### GAME-BY-GAME INACTIVES

NE	Igbinoghene	Ezukanma	Thompson	Rowe	Ahmed	Conner	Flowers
at Bal.	Gaskin	Ezukanma	Thompson	Tindall	Carter	Long	
BUF	Gaskin	Ezukanma	Thompson	Carter	Long	Davis	
at Cin.	Gaskin	Igbinoghene	Wilson Jr.	Ezukanma	Carter	Long	
at NYJ	Tagovailoa	Ezukanma	Howard	Ahmed	Long	Flowers	
MIN	Tagovailoa	Gaskin	Ezukanma	Kohou	Armstead	Jenkins	Smythe
PIT	Gaskin	Ezukanma	Thompson	Crossen	Kohou	Ogbah	
at Det.	Gaskin	Ezukanma	Thompson	Rowe	Cracraft		
at Chi.	Gaskin	Ezukanma	Thompson	Jackson	Cracraft		
CLE	Gaskin	Bridgewater	Igbinoghene	Ezukanma	Long	Cracraft	
HOU	Bridgewater	Igbinoghene	Ezukanma	Mostert	Long		
at SF	Gaskin	Bridgewater	Igbinoghene	Ezukanma	Armstead	Jackson	Long
at LAC	Gaskin	Bridgewater	Igbinoghene	Ezukanma	Long	Cracraft	
at Buf.							
GB							
at NE							
NYJ							





## 2022 STATISTICS

### GAME-BY-GAME OFFENSE

	SCORE				1ST DOWNS				3RD DOWN CONV	4TH DOWN CONV	NET YARDS			TO	PEN	PEN YDS	TOP		
	PTS	OPP PTS	DIFF	OT	TOTAL	RUSH	PASS	PEN			TOTAL	RUSH	PASS						
NE	20	7	+13	-	18	3	13	2	6	14	1	1	307	65	242	0	4	20	32:30
at Bal.	42	38	+4	-	27	5	22	0	7	11	2	2	547	86	461	2	8	51	34:47
BUF	21	19	+2	-	15	4	8	3	3	8	0	0	212	41	171	0	4	20	19:20
at Cin.	15	27	-12	-	20	3	13	4	2	10	0	1	378	85	293	2	6	41	28:25
at NYJ	17	40	-23	-	19	8	8	3	4	11	0	2	295	137	158	2	11	102	29:02
MIN	16	24	-8	-	23	5	18	0	4	14	1	2	458	73	385	3	10	97	35:29
PIT	16	10	+6	-	17	5	12	0	4	14	0	1	372	111	261	0	5	30	26:44
at Det.	31	27	+4	-	27	8	18	1	8	12	1	1	476	107	369	1	7	55	34:22
at Chi.	35	32	+3	-	21	3	15	3	5	10	0	2	379	77	302	0	3	38	25:14
CLE	39	17	+22	-	29	11	17	1	6	11	1	2	491	195	296	0	5	43	33:14
HOU	30	15	+15	-	25	4	18	3	4	15	1	1	339	66	273	1	4	35	32:27
at SF	17	33	-16	-	14	2	11	1	0	7	1	2	308	33	275	4	8	68	19:26
at LAC	17	23	-6	-	14	6	6	2	3	11	0	0	219	92	127	0	6	50	20:22
at Buf.																			
GB																			
at NE																			
NYJ																			
TOTALS	316	312	+4	-	269	67	179	23	56	148	8	17	4781	1168	3613	15	81	650	28:34

### GAME-BY-GAME DEFENSE

	SCORE				1ST DOWNS				3RD DOWN		4TH DOWN		NET YARDS						TOP
	PTS	OPP PTS	DIFF	OT	TOTAL	RUSH	PASS	PEN	CONV	ATT	CONV	ATT	TOTAL	RUSH	PASS	TO	PEN	PEN YDS	
NE	7	20	-13	-	17	5	10	2	4	9	0	1	271	78	193	3	3	15	27:30
at Bal.	38	42	-4	-	22	6	13	3	3	10	1	3	473	155	318	0	1	5	25:13
BUF	19	21	-2	-	31	9	21	1	1	18	2	3	497	115	382	1	7	52	40:40
at Cin.	27	15	+12	-	16	4	11	1	8	15	0	1	371	67	304	0	6	74	31:35
at NYJ	40	17	+23	-	21	8	9	4	5	11	0	1	322	135	187	0	5	105	30:58
MIN	24	16	+8	-	11	2	7	2	2	12	0	0	234	78	156	0	2	20	24:31
PIT	10	16	-6	-	19	4	14	1	4	14	2	2	341	95	246	3	5	40	33:16
at Det.	27	31	-4	-	22	7	13	2	4	9	1	2	393	82	311	0	6	30	25:38
at Chi.	32	35	-3	-	23	15	7	1	10	16	1	2	368	252	116	0	4	92	34:46
CLE	17	39	-22	-	20	7	10	3	5	12	2	5	297	112	185	1	6	52	26:46
HOU	15	30	-15	-	14	3	9	2	2	13	1	1	210	36	174	3	5	45	27:33
at SF	33	17	+16	-	24	6	15	3	8	19	1	2	351	121	230	1	4	45	40:34
at LAC	23	17	+6	-	24	6	16	2	9	18	1	2	432	82	350	0	6	40	39:38
at Buf.																			
GB																			
at NE																			
NYJ																			
TOTALS	312	316	-4	-	265	82	155	28	75	176	12	25	4560	1408	3152	12	60	615	31:26



## 2022 STATISTICS

### GAME-BY-GAME RUSHING

(CARRIES-YARDS GAINED-LONGEST-TOUCHDOWNS)

	MOSTERT	J.WILSON JR.	INGOLD	TAGOVALOA	WADDLE	HILL	GASKIN	AHMED	EDMONDS
NE	5-16-11-0	NOR	1-2-2-0	2-0-0-0	1-8-8-0	1-6-6-0	0-0-0-0	INA	12-25-7-0
at Bal.	11-51-11-0	NOR	1-1-1-0	1-1-1-0	0-0-0-0	0-0-0-0	INA	0-0-0-0	5-33-28-0
BUF	8-11-9-0	NOR	1-0-0-0	1-0-0-0	1-9-9-0	0-0-0-0	INA	DNP	6-21-8-2
at Cin.	15-69-25-0	NOR	0-0-0-0	0-0-0-0	0-0-0-0	1-(-1)-(-1)-0	INA	0-0-0-0	5-6-4-0
at NYJ	18-113-24-1	NOR	0-0-0-0	INA	0-0-0-0	2-13-10-0	4-9-6-0	INA	1-1-1-0
MIN	14-49-16-0	NOR	1-2-2-0	INA	0-0-0-0	0-0-0-0	INA	0-0-0-0	2-3-2-0
PIT	16-79-2-0	NOR	0-0-0-0	4-15-7-0	0-0-0-0	0-0-0-0	INA	0-0-0-0	7-17-9-0
at Det.	14-64-13-0	NOR	1-1-1-1	5-19-18-0	0-0-0-0	1-7-7-0	INA	1-2-2-0	4-14-8-0
at Chi.	9-26-14-1	9-51-28-0	0-0-0-0	5-0-4-0	0-0-0-0	0-0-0-0	INA	0-0-0-0	NOR
CLE	8-65-24t-1	17-119-20t-1	0-0-0-0	1-0-0-0	0-0-0-0	0-0-0-0	INA	3-11-7-0	NOR
HOU	INA	13-39-9-1	0-0-0-0	0-0-0-0	0-0-0-0	1-5-5-0	6-17-10-0	DNP	NOR
at SF	7-30-8-0	1-3-3-0	0-0-0-0	0-0-0-0	0-0-0-0	0-0-0-0	INA	DNP	NOR
at LAC	11-37-13-0	4-26-20-0	0-0-0-0	3-28-14-0	0-0-0-0	0-0-0-0	INA	1-1-1-0	NOR
at Buf.									
GB									
at NE									
NYJ									

**OTHERS:** **BRIDGEWATER:** 1-11-11-0 at Cincinnati (9/29), 1-10-10-0 vs. Minnesota (10/16). **FEJEDELEM:** 1-0-0-0 vs. Minnesota (10/16). **SMYTHE:** 1-1-1t-1 at N.Y. Jets (10/9), 1-0-0-0 vs. Cleveland (11/13). **THOMPSON:** 1-9-9-0 vs. Minnesota (10/16), 3-0-0-0 vs. Cleveland (11/13), 6-5-3-0 vs. Houston (11/27). **C.WILSON JR.:** 1-8-8-0 vs. New England (9/11).

### GAME-BY-GAME RECEIVING

(RECEPTIONS-YARDS GAINED-LONGEST-TOUCHDOWNS)

	HILL	WADDLE	GESICKI	SMYTHE	SHERFIELD	C.WILSON JR.	MOSTERT	J.WILSON JR.	INGOLD
NE	8-94-26-0	4-69-42t-1	1-1-1-0	1-14-14-0	1-8-8-0	2-20-12-0	1-16-16-0	NOR	1-8-8-0
at Bal.	11-190-60t-2	11-171-59-2	4-41-14t-1	1-5-5-0	2-9-12-0	0-0-0-0	3-28-13-0	NOR	2-15-13-0
BUF	2-33-22-0	4-102-45-0	1-6-6-0	3-23-13-0	1-5-5-0	0-0-0-0	0-0-0-0	NOR	0-0-0-0
at Cin.	10-160-64-0	2-39-20-0	2-23-21-0	0-0-0-0	4-55-16-0	INA	2-12-6-0	NOR	0-0-0-0
at NYJ	7-47-13-0	3-23-11-0	1-30-30-0	1-8-8-0	1-5-5-0	2-20-11-0	1-9-9-0	NOR	0-0-0-0
MIN	12-177-28-0	6-129-49-0	6-69-18-2	INA	1-6-6-0	0-0-0-0	1-(-1)-(-1)-0	NOR	2-10-8-0
PIT	7-72-21-0	4-88-25-0	3-27-18-0	0-0-0-0	3-44-32-0	0-0-0-0	4-30-18-1	NOR	0-0-0-0
at Det.	12-188-42-0	8-106-29-2	3-38-20-1	0-0-0-0	2-25-14-0	0-0-0-0	1-3-3-0	NOR	1-5-5-0
at Chi.	7-143-39-1	5-85-26-1	1-3-3-0	0-0-0-0	3-27-18-0	2-23-14-0	0-0-0-0	3-21-10t-1	0-0-0-0
CLE	5-44-20-1	4-66-29-0	2-31-16-0	0-0-0-0	4-63-27-1	1-7-7-0	4-22-8-0	2-24-14-0	4-45-17-1
HOU	6-85-29-0	5-85-34-0	0-0-0-0	1-4-4t-1	2-33-24-0	2-26-20-0	INA	1-13-13-0	1-0-0-0
at SF	9-146-45t-1	1-9-9-0	0-0-0-0	2-21-19-0	1-75-75t-1	0-0-0-0	0-0-0-0	0-0-0-0	3-15-7-0
at LAC	4-81-60t-1	2-31-19-0	0-0-0-0	0-0-0-0	1-7-7-0	2-19-12-0	1-7-7-0	0-0-0-0	0-0-0-0
at Buf.									
GB									
at NE									
NYJ									

**OTHERS:** **CRACRAFT:** 1-2-2t-1 at Baltimore (9/18), 1-11-11t-1 vs. Buffalo (9/25), 4-55-22-0 vs. Houston (11/27), 2-29-18-0 at San Francisco (12/4). **EDMONDS:** 4-40-15-0 vs. New England (9/11), 1-8-8-0 at Baltimore (9/18), 1-6-6-0 vs. Buffalo (9/25), 2-14-7-1 at N.Y. Jets (10/9), 2-28-14-0 vs. Minnesota (10/16). **GASKIN:** 3-24-16-0 at N.Y. Jets (10/9), 1-4-4-0 vs. Houston (11/27). **B. SANDERS:** 2-17-13-0 at Detroit (10/30).



## 2022 STATISTICS

### GAME-BY-GAME PASSING

TUA TAGOVAILOA									
	ATT	COM	YDS	PCT	TD	INT	LG	SKD/YDS	RATING
NE	33	23	270	69.7	1	0	42t	3/28	104.4
at Bal.	50	36	469	72.0	6	2	60t	1/8	124.1
BUF	18	13	186	72.2	1	0	45	1/7	123.8
at Cin.	14	8	110	57.1	0	1	26	1/10	52.7
at NYJ									
MIN					INACTIVE				
PIT					INACTIVE				
at Det.	35	21	261	60.0	1	0	32	0/0	92.7
at Det.	36	29	382	80.6	3	0	42	2/13	138.7
at Chi.	30	21	302	70.0	3	0	39	0/0	135.7
CLE	32	25	285	78.1	3	0	29	0/0	135.0
HOU	36	22	299	61.1	1	0	34	4/26	96.9
at SF	33	18	295	54.5	2	2	75t	3/20	79.7
at LAC	28	10	145	35.7	1	0	60t	2/18	65.3
at Buf.									
GB									
at NE									
NYJ									

TEDDY BRIDGEWATER									
	ATT	COM	YDS	PCT	TD	INT	LG	SKD/YDS	RATING
NE					DID NOT PLAY				
at Bal.					DID NOT PLAY				
BUF	2	0	0	0.0	0	0	0	1/8	39.6
at Cin.	23	14	193	60.9	1	1	64	0/0	84.1
at NYJ	1	0	0	0.0	0	0	0	0/0	39.6
MIN	34	23	329	67.6	2	2	49	5/25	93.9
PIT					DID NOT PLAY				
at Det.					DID NOT PLAY				
at Chi.					DID NOT PLAY				
CLE					INACTIVE				
HOU					INACTIVE				
at SF					INACTIVE				
at LAC					INACTIVE				
at Buf.									
GB									
at NE									
NYJ									

SKYLAR THOMPSON									
	ATT	COM	YDS	PCT	TD	INT	LG	SKD/YDS	RATING
NE					INACTIVE				
at Bal.					INACTIVE				
BUF					INACTIVE				
at Cin.					DID NOT PLAY				
at NYJ	33	19	166	57.6	0	1	30	2/8	58.4
MIN	13	7	89	53.8	0	0	30	1/8	75.5
PIT					INACTIVE				
at Det.					INACTIVE				
at Chi.					INACTIVE				
CLE	1	1	17	100.0	0	0	17	0/0	118.8
HOU	5	1	6	20.0	0	0	6	1/6	39.6
at SF	1	0	0	0.0	0	1	0	0/0	0.0
at LAC					DID NOT PLAY				
at Buf.									
GB									
at NE									
NYJ									

OTHERS: C. WILSON JR.: 0-0-0, 0.0, 0, 0, 0, 1/6, 0.0 vs. Cleveland (11/13).



## 2022 STATISTICS

### PLAYER PARTICIPATION

NAME	NE	BAL	BUF	CIN	NYJ	MIN	PIT	DET	CHI	CLE	HOU	SF	LAC	BUF	GB	NE	NYJ	GP	GS	DNP	INA
Ahmed, Salvon	INA	X	DNP	X	INA	X	X	X	X	X	DNP	DNP	X					8	0	3	2
Armstead, Terron	LT	LT	LT	LT	LT	LT	LT	LT	LT	LT	LT	LT	LT	LT	LT	LT	LT	13	11	0	2
Baker, Jerome	LB	LB	LB	LB	LB	LB	LB	LB	LB	LB	LB	LB	LB	LB	LB	LB	LB	13	13	0	0
Bargas, Jake	NOR	NOR	NOR	NOR	NOR	NOR	NOR	NOR	NOR	NOR	NOR	NOR	NOR	NOR	NOR	NOR	NOR	0	0	0	0
Barnes, Kalon	PS	PS	PS	PS	PS	PS	PS	PS	PS	PS	PS	PS	PS	PS	PS	PS	PS	0	0	0	0
Bethel, Justin	X	X	X	X	X	X	X	X	X	X	X	X	X	X	X	X	X	13	0	0	0
Bridgewater, Teddy	DNP	DNP	X	X	CB	X	DNP	DNP	DNP	INA	INA	INA	INA	PS	PS	PS	PS	0	0	0	0
Bronson, Josiah	PS	PS	PS	PS	PS	PS	PS	PS	PS	PS	PS	PS	PS	PS	PS	PS	PS	0	0	0	0
Bryant, Big Kat	PS	PS	PS	PS	PS	PS	PS	PS	PS	PS	NOR	NOR	NOR	NOR	NOR	NOR	NOR	0	0	0	0
Campbell, Elijah	X	X	X	X	X	X	X	X	X	X	X	X	X	X	X	X	X	13	0	0	0
Carter, Cethan	X	INA	INA	INA	IR	IR	IR	IR	IR	IR	IR	IR	IR	IR	IR	IR	IR	1	0	0	3
Chubb, Bradley	NOR	NOR	NOR	NOR	NOR	NOR	NOR	NOR	NOR	NOR	NOR	NOR	NOR	NOR	NOR	NOR	NOR	5	5	0	0
Coleman, Larnel	PS	DNP	X	DNP	PS	PS	PS	PS	PS	PS	PS	PS	PS	PS	PS	PS	PS	1	0	2	0
Conner, Tanner	INA	X	X	X	X	X	X	X	X	X	X	X	X	X	X	X	X	12	0	0	1
Cracraft, River	X	X	X	X	X	X	X	X	INA	INA	INA	X	X	X	INA	INA	INA	9	0	0	4
Crossen, Keion	X	X	X	CB	X	INA	X	X	X	X	X	X	X	X	X	X	X	12	1	0	1
Davis, Raekwon	NT	NT	INA	NT	NT	NT	NT	NT	NT	NT	NT	NT	NT	NT	NT	NT	NT	5	5	0	0
Deister, Michael	X	X	X	X	X	X	X	X	X	X	X	X	X	X	X	X	X	13	0	0	0
Edmonds, Chase	RB	X	RB	X	X	X	X	X	NOR	NOR	NOR	NOR	NOR	NOR	NOR	NOR	NOR	8	2	0	0
Eguavoen, Sam	X	X	X	X	X	X	X	X	X	X	X	X	X	X	X	X	X	13	0	0	0
Eichenberg, Liam	LG	LG	LG	LG	LG	LG	LG	LG	IR	IR	IR	IR	IR	IR	IR	IR	IR	8	8	0	0
Ellis, Tim	NOR	NOR	NOR	NOR	NOR	NOR	NOR	NOR	NOR	NOR	NOR	NOR	NOR	NOR	NOR	NOR	NOR	0	0	0	1
Empey, James	PS	PS	PS	PS	PS	PS	PS	PS	PS	PS	PS	PS	PS	PS	DNP	PS	PS	0	0	0	1
Ezukanma, Erik	INA	INA	INA	INA	INA	INA	INA	INA	INA	INA	INA	INA	INA	INA	INA	INA	INA	0	0	0	13
Fejedelem, Clayton	IR	IR	IR	IR	X	X	X	X	X	X	X	X	X	X	X	X	X	9	0	0	0
Ferguson, Blake	X	X	X	X	X	X	X	X	X	X	X	X	X	X	X	X	X	13	0	0	0
Fisher, Eric	NOR	NOR	NOR	NOR	NOR	NOR	NOR	NOR	NOR	NOR	NOR	NOR	NOR	NOR	NOR	NOR	NOR	0	0	1	0
Flowers, Trey	INA	X	INA	X	INA	X	INA	X	INA	X	INA	X	INA	X	INA	X	INA	4	0	0	0
Gaillard, Lamont	NOR	NOR	NOR	NOR	NOR	NOR	NOR	NOR	PS	PS	PS	PS	PS	PS	PS	PS	PS	0	0	0	0
Gaskin, Myles	X	INA	INA	INA	X	INA	INA	INA	INA	INA	INA	X	INA	INA	INA	INA	INA	3	0	0	10
Gesicki, Mike	X	X	X	X	X	TE	X	X	X	X	X	X	X	X	X	X	X	13	1	0	0
Goode, Cameron	PS	PS	PS	PS	PS	PS	PS	PS	PS	PS	PS	PS	PS	PS	PS	PS	PS	0	0	0	0
Gustin, Porter	PS	PS	PS	PS	PS	PS	PS	PS	PS	PS	PS	PS	PS	PS	PS	PS	PS	0	0	0	0
Hermans, Grant	NOR	NOR	NOR	NOR	NOR	NOR	NOR	PS	PS	PS	PS	PS	PS	PS	PS	PS	PS	0	0	0	0
Hill, Tyreek	WR	WR	WR	WR	WR	WR	WR	WR	WR	WR	WR	WR	WR	WR	WR	WR	WR	13	13	0	0
Hinton, Christopher	PS	PS	NOR	NOR	NOR	NOR	NOR	NOR	NOR	NOR	NOR	NOR	NOR	NOR	NOR	NOR	NOR	0	0	0	0
Holland, Jevon	S	S	S	S	S	S	S	S	S	S	S	S	S	S	S	S	S	13	13	0	0
Howard, Xavier	CB	CB	CB	CB	INA	CB	CB	CB	CB	CB	CB	CB	CB	CB	CB	CB	CB	12	12	0	0
Hunt, Robert	RG	RG	RG	RG	RG	RG	RG	RG	RG	RG	RG	RG	RG	RG	RG	RG	RG	13	13	0	0
Igbingohene, Noah	INA	X	X	INA	X	CB	X	X	INA	INA	INA	INA	INA	INA	INA	INA	INA	7	1	0	6
Ingold, Alec	FB	FB	FB	FB	FB	FB	FB	FB	FB	FB	FB	FB	FB	FB	FB	FB	FB	13	11	0	0
Ingram, Melvin	LB	X	X	LB	LB	LB	LB	X	X	X	X	X	X	X	X	X	X	13	3	0	0
Jackson, Austin	RT	IR	IR	IR	IR	IR	IR	IR	INA	DNP	RT	INA	INA	INA	INA	INA	INA	2	2	1	2
Jackson, Calvin	NOR	NOR	NOR	NOR	NOR	NOR	NOR	PS	PS	PS	PS	PS	NOR	NOR	NOR	NOR	NOR	0	0	0	0
Jenkins, John	X	X	X	X	X	INA	X	X	X	X	X	X	X	X	X	X	X	12	0	0	1
Jones, Brandon	S	S	S	S	S	S	S	S	IR	IR	IR	IR	IR	IR	IR	IR	IR	7	7	0	0
Jones, Byron	PUP	PUP	PUP	PUP	PUP	PUP	PUP	PUP	PUP	PS	PUP	PUP	PUP	PUP	PUP	PUP	PUP	0	0	0	0
Jones, Robert	X	X	X	X	DNP	X	X	X	LG	LG	LG	LG	LG	LG	LG	LG	LG	12	5	1	0
Kohou, Kader	X	X	CB	CB	CB	INA	INA	CB	CB	CB	CB	CB	CB	CB	CB	CB	CB	11	9	0	2
Lamm, Kendall	NOR	NOR	NOR	NOR	NOR	NOR	NOR	NOR	NOR	NOR	NOR	NOR	NOR	NOR	NOR	NOR	NOR	0	0	0	1
Little, Greg	X	RT	RT	RT	RT	LT	X	X	X	X	X	X	LT	X	LT	X	LT	13	6	0	0
Long, Hunter	X	INA	INA	INA	INA	X	X	X	X	INA	INA	INA	INA	INA	INA	INA	INA	5	0	0	8
Lovett, John	IR	IR	IR	IR	IR	IR	IR	IR	IR	IR	IR	IR	IR	IR	IR	IR	IR	0	0	0	0
McIntosh, R.J.	NOR	NOR	NOR	NOR	NOR	NOR	NOR	NOR	NOR	NOR	NOR	PS	PS	PS	PS	PS	PS	0	0	0	0
McKinley III, Verone	DNP	PS	PS	PS	PS	PS	X	S	PS	X	X	X	X	X	X	X	X	6	1	1	0
Mostread, Thomas	X	X	X	X	X	X	X	X	X	X	X	X	X	X	X	X	X	13	0	0	0
Mostert, Rahiem	X	RB	X	RB	RB	RB	RB	RB	RB	RB	RB	INA	RB	RB	RB	RB	RB	12	10	0	1
Munson, Calvin	IR	IR	IR	IR	IR	NOR	NOR	NOR	NOR	NOR	NOR	NOR	NOR	NOR	NOR	NOR	NOR	0	0	0	0
Needham, Nik	CB	CB	CB	X	CB	CB	IR	IR	IR	IR	IR	IR	IR	IR	IR	IR	IR	6	5	0	0
Ogbah, Emmanuel	X	X	DE	DE	X	DE	INA	X	X	X	IR	IR	IR	IR	IR	IR	IR	9	3	0	1
Perine, La'Mical	NOR	NOR	NOR	NOR	NOR	NOR	PS	PS	PS	PS	PS	PS	PS	PS	PS	PS	PS	0	0	0	0
Perry, Jamal	NOR	NOR	NOR	NOR	NOR	NOR	NOR	PS	PS	PS	PS	PS	PS	PS	PS	PS	PS	0	0	0	0
Phillips, Jaelan	LB	LB	LB	LB	LB	LB	LB	LB	LB	LB	LB	LB	LB	LB	LB	LB	LB	13	11	0	0
Riley, Duke	X	LB	X	X	X	X	X	X	X	X	X	X	LB	X	LB	X	LB	13	2	0	0
Roberts, Elandon	LB	LB	LB	LB	LB	LB	LB	LB	LB	LB	LB	LB	LB	LB	LB	LB	LB	13	13	0	0
Rowe, Eric	INA	X	X	X	X	X	X	INA	S	S	S	X	X	X	X	X	X	11	4	0	2
Sanders, Braylon	PS	PS	PS	PS	PS	PS	PS	X	PS	PS	PS	PS	PS	PS	PS	PS	PS	1	0	0	0
Sanders, Jason	X	X	X	X	X	X	X	X	X	X	X	X	X	X	X	X	X	13	6	0	0
Scarlett, Brennan	NOR	NOR	NOR	NOR	NOR	NOR	NOR	NOR	NOR	NOR	NOR	PS	PS	PS	PS	PS	PS	0	0	0	0
Shaheen, Adam	IR	IR	IR	IR	IR	IR	IR	IR	IR	IR	IR	IR	IR	IR	IR	IR	IR	0	0	0	0
Shell, Brandon	NOR	NOR	PS	PS	X	RT	RT	RT	RT	RT	RT	X	RT	RT	RT	RT	RT	9	7	0	0
Shelfield, Trent	X	X	X	X	X	WR	X	WR	X	WR	X	WR	WR	X	WR	WR	WR	13	3	0	0
Sieley, Zach	DE	DE	DE	X	DE	X	DE	DE	DE	DE	DE	DE	DE	DE	DE	DE	DE	13	11	0	0
Sinnett, Reid	NOR	NOR	NOR	NOR	PS	PS	PS	PS	NOR	NOR	NOR	NOR	NOR	NOR	NOR	NOR	NOR	0	0	0	0
Smith, Kion	PS	PS	PS	PS	PS	DNP	PS	PS	DNP	DNP	PS	PS	PS	PS	PS	PS	PS	0	0	3	0
Smythe, Durham	TE	TE	TE	TE	TE	INA	TE	TE	TE	TE	TE	TE	X	TE	TE	TE	TE	12	11	0	1
Steele, Chris	PS	PS	PS	PS	PS	NOR	NOR	NOR	NOR	NOR	NOR	NOR	NOR	NOR	NOR	NOR	NOR	0	0	0	0
Stille, Ben	PS	PS	PS	PS	PS	X	PS	PS	PS	PS	PS	PS	PS	PS	PS	PS	PS	13	11	0	0
Swain, Freddie	PS	PS	PS	PS	PS	PS	PS	PS	PS	PS	PS	PS	PS	PS	PS	PS	PS	1	0	0	0
Tagovailoa, Tua	QB	QB	QB	QB	INA	INA	QB	QB	QB	QB	QB	QB	QB	QB	QB	QB	QB	11	11	0	2
Thompson, Skylar	INA	INA	INA	DNP	X	QB	INA	INA	INA	INA	X	X	X	DNP	X	X	X	5	1	2	6
Tindall, Channing	X	INA	X	X	X	X	X	X	X	X	X	X	X	X	X	X	X	12	0	0	1
Twyman, Jaylen	NOR	NOR	NOR	NOR	NOR	PS	PS	PS	PS	PS	PS	PS	PS	PS	PS	PS	PS	0	0	0	0
Van Ginkel, Andrew	X	X	X	X	X	LB	LB	X	X	X	X	X	X	X	X	X	X	13	3	0	0
Waddle, Jaylen	WR	WR	WR	WR	WR	WR	WR	WR	WR	WR	WR	WR	WR	WR	WR	WR	WR	13	13	0	0
White, ZaQuandre	PS	PS	PS	PS	PS	PS	NOR	NOR	NOR	NOR	NOR	NOR	NOR	NOR	NOR	NOR	NOR	0	0	0	0
Wilkins, Christian	DE	DE	DE	DE	DE	DE	DE	DE	DE	DE	DE	DE	DE	DE	DE	DE	DE	13	13	0	0
Williams, Connor	C	C	C	C	C	C	C	C	C	C	C	C	C	C	C	C	C	13	13	0	0
Williams, Trill	IR	IR	IR																		



## THE LAST TIME IT HAPPENED

THE LAST TIME (TEAM)		
BY DOLPHINS		BY OPPONENT
38-35, vs. Cincinnati, 12/22/19	WON IN OVERTIME	28-31 at Las Vegas, 9/26/21
42-38, at Baltimore, 9/18/22	WON BY SCORING IN THE LAST 2 MINUTES	28-30, vs. Atlanta, 10/24/21
28-31 at Las Vegas, 9/26/21	TIED BY SCORING IN THE LAST 2 MINUTES	38-35, vs. Cincinnati, 12/22/19
24-0, vs. N.Y. Jets, 10/18/20	SHUTOUT AN OPPONENT	0-35, vs. Buffalo, 9/19/21
39-17, vs. Cleveland, 11/13/22	WON BY 20+ POINTS	17-40, at N.Y Jets, 10/9/22
42-38, at Baltimore, 9/18/22	WON AFTER TRAILING BY 20+ POINTS	34-46, vs. New Orleans, 10/25/09
30-15, vs. Houston, 11/27/22	HELD A 28+ POINT LEAD	3-34, at Tennessee, 1/3/22
30-15, vs. Houston, 11/27/22	HELD A 21+ POINT LEAD	17-40, at N.Y Jets, 10/9/22
20 (2nd quarter), vs. Houston, 11/27/22	SCORED 20+ POINTS IN A QUARTER	21 (4th quarter), at N.Y Jets, 10/9/22
30 (1st half) vs. Houston, 11/27/22	SCORED 20+ POINTS IN A HALF	27 (1st half), at Detroit, 10/30/22
20-3, at New Orleans, 12/27/21	HELD OPPONENT WITHOUT A TD	3-34, at Tennessee, 1/3/22
2 offense, 1 defense vs. Houston, 11/27/22	SCORED TD ON OFFENSE AND DEFENSE	2 offense and 1 defense, at San Francisco, 12/4/22
2 offense, 1 defense & 1 special teams, vs. L.A. Rams, 11/1/20	SCORED TD ON OFFENSE, DEFENSE & SPECIAL TEAMS	6 offense, 1 defense & 1 special teams, at Buffalo, 1/3/21
vs. N.Y. Jets, 11/3/19	SCORED SAFETY	at N.Y Jets, 10/9/22

THE LAST TIME (OFFENSE)		
BY DOLPHINS		BY OPPONENT
Has never happened	600+ NET YARDS OF OFFENSE	643, vs. Baltimore, 9/8/19
547, at Baltimore, 9/18/22	500+ NET YARDS OF OFFENSE	558, at Tampa Bay, 10/10/21
491, vs. Cleveland, 11/13/22	400+ NET YARDS OF OFFENSE	432, at L.A. Chargers, 12/11/22
315, vs. Baltimore, 11/11/73	300+ NET RUSHING YARDS	305, at Pittsburgh, 12/18/88
250, vs. New England, 12/20/20	200+ NET RUSHING YARDS	252, at Chicago, 11/6/22
206, Jay Ajayi, at Buffalo, 12/24/16	200-YARD RUSHING GAME	203, Rueben Mayes, vs. New Orleans, 12/7/86
206, Jay Ajayi, at Buffalo, 12/24/16	150-YARD RUSHING GAME	178, Justin Fields at Chicago, 11/6/22
119, Jeff Wilson Jr. vs. Cleveland, 11/13/22	100-YARD RUSHING GAME	178, Justin Fields at Chicago, 11/6/22
Mercury Morris (125) and Don Nottingham (102), at Green Bay, 10/5/75	TWO 100-YARD RUSHERS	Ezekiel Elliott (125) and Tony Pollard (103), at Dallas, 9/22/19
Kenyan Drake, 120, vs. Denver, 12/3/17, 114, vs. New England, 12/11/17	CONSECUTIVE 100-YARD RUSHING GAMES	Payton Barber, 111, at Las Vegas, 9/26/21 Jonathan Taylor, 103, vs. Indianapolis, 10/3/21
Salvon Ahmed (122) and Matt Breida (86), vs. New England, 12/20/20	COMBINED 200-YARDS RUSHING BY 2 PLAYERS	Justin Fields (178) and David Montgomery (36)/Khalil Herbert (23) at Chicago, 11/6/22
32, Jay Ajayi, at Buffalo, 12/24/16	30+ CARRIES	32, Knile Davis, vs. Kansas City, 9/21/14
25, Duke Johnson, vs. New England, 1/9/22	25+ CARRIES	26, D'Onta Foreman, at Tennessee, 1/3/22
85t, Lamar Miller, vs. Houston, 10/25/15	80+ YARD RUSHING PLAY	Has never happened



## THE LAST TIME IT HAPPENED

### THE LAST TIME (OFFENSE)

BY DOLPHINS		BY OPPONENT
75t, Kalen Ballage, at Minnesota, 12/16/18	60+ YARD RUSHING PLAY	61t, Justin Fields at Chicago, 11/6/22
75t, Kalen Ballage, at Minnesota, 12/16/18	40+ YARD RUSHING PLAY	61t, Justin Fields at Chicago, 11/6/22
2, Chase Edmonds, vs. Buffalo, 9/25/22	2+ RUSHING TOUCHDOWNS	2, Michael Carter at N.Y. Jets, 10/9/22
461, at Baltimore, 9/18/22	400+ NET PASSING YARDS (TEAM)	437, at Tampa Bay, 10/10/21
339, vs. Houston, 11/27/22	300+ NET PASSING YARDS (TEAM)	350, at L.A. Chargers, 12/11/22
50, Tua Tagovailoa, at Baltimore, 9/18/22	50+ PASS ATTEMPTS	51, Justin Herbert, at L.A. Chargers, 12/11/22
50, Tua Tagovailoa, at Baltimore, 9/18/22	40+ PASS ATTEMPTS	51, Justin Herbert, at L.A. Chargers, 12/11/22
36, Tua Tagovailoa, at Baltimore, 9/18/22	30+ COMPLETIONS	39, Justin Herbert, at L.A. Chargers, 12/11/22
25, Tua Tagovailoa, vs. Cleveland, 11/13/22	25+ COMPLETIONS	39, Justin Herbert, at L.A. Chargers, 12/11/22
at Chicago, 11/6/22	NO SACKS ALLOWED	at Baltimore, 9/18/22
Has never happened	PERFECT PASSER RATING (158.3) (MIN. 20 ATTEMPTS)	158.3, Lamar Jackson, vs. Baltimore, 9/15/19
302, Tua Tagovailoa, at Chicago, 11/6/22	300+ YARD PASSER	367, Justin Herbert, at L.A. Chargers, 12/11/22
Tua Tagovailoa, 382, at Detroit, 10/30/22 and 302, at Chicago, 11/6/22	CONSECUTIVE 300+ YARD PASSING GAMES	Lamar Jackson, 318, at Baltimore, 9/18/22 and Josh Allen, 400, vs. Buffalo, 9/25/22
6, Tua Tagovailoa, at Baltimore, 9/18/22	4+ TD PASSES	5, Tom Brady, at Tampa Bay, 10/10/21
3, Tua Tagovailoa, vs. Cleveland, 11/13/22	3+ TD PASSES	3, Justin Fields, at Chicago, 11/6/22
15, Chris Chambers, vs. Buffalo, 12/4/05	15+ RECEPTIONS	15, Isaac Bruce, at St. Louis, 12/24/95
12, Tyreek Hill, at Detroit, 10/30/22	10+ RECEPTIONS	12, Keenan Allen, at L.A. Chargers, 12/11/22
253, Brian Hartline, at Arizona, 9/30/12	200-YARD RECEIVER	221, Eric Decker, vs. N.Y. Jets, 12/28/14
188, Tyreek Hill, at Detroit, 10/30/22	150-YARD RECEIVER	163, Kyle Pitts, vs. Atlanta, 10/24/21
146, Tyreek Hill, at San Francisco, 12/4/22	100-YARD RECEIVER	116, Mike Williams, at L.A. Chargers, 12/11/22
Tyreek Hill (188) and Jaylen Waddle (106), at Detroit, 10/30/22	TWO 100-YARD RECEIVERS IN SAME GAME	Rashod Bateman (108) and Mark Andrews (104), at Baltimore, 9/18/22
188, Tyreek Hill, at Detroit, 10/30/22 and 143, at Chicago, 11/6/22	CONSECUTIVE 100-YARD RECEIVING GAMES	Breece Hall, 100, at N.Y. Jets, 10/9/22 and Justin Jefferson, 107, vs. Minnesota, 10/16/22
Tyreek Hill, 111 (2nd half), at San Francisco, 12/4/22	100 YARDS RECEIVING IN A HALF	Rashod Bateman, 108 (1st half), at Baltimore, 9/18/22
Has never happened	90+ YARD PASSING PLAY	99t, Tom Brady to Wes Welker, vs. New England, 9/12/11
80, Ryan Tannehill to Brian Hartline, at Arizona, 9/30/12	80+ YARD PASSING PLAY	85t, Derek Carr to Nelson Agholor, at Las Vegas, 12/26/20
60t, Tua Tagovailoa to Tyreek Hill, at L.A. Chargers, 12/11/22	60+ YARD PASSING PLAY	79, Zach Wilson to Breece Hall, at N.Y. Jets, 10/9/22
60t, Tua Tagovailoa to Tyreek Hill, at L.A. Chargers, 12/11/22	50+ YARD PASSING PLAY	55, Justin Herbert to Mike Williams, at L.A. Chargers, 12/11/22
60t, Tua Tagovailoa to Tyreek Hill, at L.A. Chargers, 12/11/22	40+ YARD PASSING PLAY	55, Justin Herbert to Mike Williams, at L.A. Chargers, 12/11/22
3, Lamar Thomas, vs. Denver, 12/21/98	3+ TD RECEPTIONS	3, Danny Woodhead, at San Diego, 12/20/15
2, Jaylen Waddle, at Detroit, 10/30/22	2+ TD RECEPTIONS	2, Cole Kmet, at Chicago, 11/6/22





## THE LAST TIME IT HAPPENED

### THE LAST TIME (OFFENSE)

BY DOLPHINS		BY OPPONENT
Myles Gaskin (25 rushing and 74 receiving), at Tampa Bay, 10/10/21	LED TEAM IN RUSHING & RECEIVING IN SAME GAME	Christian McCaffrey, (66 rushing and 80 receiving), at San Francisco, 12/4/22
Frank Gore (101 rushing) and Albert Wilson (155 receiving) vs. Chicago, 10/14/18	100-YARD RUSHER & 100-YARD RECEIVER IN SAME GAME	Lamar Jackson (119 rushing), Rashod Bateman (108 receiving)/Mark Andrews (104 receiving) at Baltimore, 9/18/22
Brock Osweiler (380 passing), Frank Gore (101 rushing) and Albert Wilson (155 receiving) vs. Chicago, 10/14/18	100-YARD RUSHER, 100-YARD RECEIVER & 300-YARD PASSER IN SAME GAME	Lamar Jackson (318 passing), Lamar Jackson (119 rushing) and Rashod Bateman (108 receiving)/Mark Andrews (104 receiving) at Baltimore, 9/18/22
Kenyan Drake (1 rushing, 1 receiving), at Indianapolis, 11/25/18	1+ RUSHING TD & 1+ RECEIVING TD IN SAME GAME	Tyreek Hill (1 rushing, 1 receiving), vs. Kansas City, 12/13/20
Tua Tagovailoa (1 passing, 1 rushing), at New England, 9/12/21	1+ PASSING TD & 1+ RUSHING TD IN SAME GAME	Justin Fields (3 passing, 1 rushing), at Chicago, 11/6/22
at L.A. Chargers, 12/11/22	NO TURNOVERS	at L.A. Chargers, 12/11/22
at San Francisco, 12/4/22	TD SCORED ON FIRST DRIVE	vs. Cleveland, 11/13/22
Tua Tagovailoa to Mike Gesicki, at Buffalo, 10/31/21	SUCCESSFUL 2-POINT CONVERSION	Justin Fields to Trevon Wesco, at Chicago, 11/6/22
vs. Minnesota, 10/16/22	FAILED 2-POINT CONVERSION	vs. Houston, 11/27/22

### THE LAST TIME (DEFENSE)

BY DOLPHINS		BY OPPONENT
76, vs. Buffalo, 10/21/73	HELD OPPONENT UNDER 100 YARDS OF TOTAL OFFENSE	88, at New England, 10/12/80
118, vs. Buffalo, 9/21/03	HELD OPPONENT UNDER 150 YARDS OF TOTAL OFFENSE	145, vs. L.A. Rams, 11/1/20
164, at New Orleans, 12/27/21	HELD OPPONENT UNDER 200 YARDS OF TOTAL OFFENSE	145, vs. L.A. Rams, 11/1/20
210, vs. Houston, 11/27/22	HELD OPPONENT UNDER 300 YARDS OF TOTAL OFFENSE	219, at L.A. Chargers, 12/11/22
25, vs. New England, 12/11/17	HELD OPPONENT UNDER 30 YARDS RUSHING	23, vs. Buffalo, 11/17/19
36, vs. Houston, 11/27/22	HELD OPPONENT UNDER 50 YARDS RUSHING	33, at San Francisco, 12/4/22
36, vs. Houston, 11/27/22	HELD OPPONENT UNDER 75 YARDS RUSHING	33, at San Francisco, 12/4/22
82, at L.A. Chargers, 12/11/22	HELD OPPONENT UNDER 100 YARDS RUSHING	92, at L.A. Chargers, 12/11/22
81, at New Orleans, 12/27/21	HELD OPPONENT UNDER 100 YARDS NET PASSING	90, vs. L.A. Rams, 11/1/20
116, at Chicago, 11/6/22	HELD OPPONENT UNDER 150 YARDS NET PASSING	127, at L.A. Chargers, 12/11/22
Louis Delmas (81) and Brent Grimes (22), at Jacksonville, 10/26/14	2+ INTERCEPTION RETURNS FOR TOUCHDOWNS BY TEAM IN SAME GAME	Stephon Gilmore (54) and Jamie Collins Sr. (69), vs. New England, 9/15/19



## THE LAST TIME IT HAPPENED

### THE LAST TIME (DEFENSE)

BY DOLPHINS		BY OPPONENT
37t, Xavien Howard, vs. New England, 1/9/22	INTERCEPTION RETURN FOR A TD	20t, Brandin Echols, vs. N.Y. Jets, 12/19/21
3, Sam Madison, vs. Tennessee, 11/7/99	3+ INTERCEPTIONS	3, Nate Clements, at Buffalo, 10/20/02
2, Xavien Howard, vs. Buffalo, 12/2/18	2+ INTERCEPTIONS	2, Vonn Bell, at Cincinnati, 9/29/22
8, at New Orleans, 12/27/21	7+ SACKS BY TEAM	7, vs. Buffalo, 11/17/19
8, at New Orleans, 12/27/21	6+ SACKS BY TEAM	6, vs. Minnesota, 10/16/22
5, vs. Houston, 11/27/22	5+ SACKS BY TEAM	5, vs. Houston, 11/27/22
4.0, Cameron Wake, at Tennessee, 10/18/15	4+ SACKS	Has never happened
3.0, Jaelan Phillips, vs. Carolina, 11/28/21	3+ SACKS	3.0, Nick Bosa, at San Francisco, 12/4/22
2.0, Melvin Ingram, vs. Buffalo, 9/25/22	2+ SACKS	3.0, Nick Bosa, at San Francisco, 12/4/22
16t, Xavien Howard, vs. Houston, 11/27/22	FUMBLE RECOVERED FOR TOUCHDOWN	23t, Dre Greenlaw, at San Francisco, 12/4/22

### THE LAST TIME (SPECIAL TEAMS)

BY DOLPHINS		BY OPPONENT
101t, Jakeem Grant, vs. Buffalo, 11/17/19	KICKOFF RETURN FOR A TD	103t, Devin Duvernay, at Baltimore, 9/18/22
94t, Mercury Morris, at New England, 12/5/71	KICKOFF RETURN FOR A TD ON OPENING KICKOFF	103t, Devin Duvernay, at Baltimore, 9/18/22
101t, Jakeem Grant, vs. Buffalo, 11/17/19	50+ YARD KICKOFF RETURN	103t, Devin Duvernay, at Baltimore, 9/18/22
88t, Jakeem Grant, vs. L.A. Rams, 11/1/20	PUNT RETURN FOR A TD	84t, Isaiah McKenzie, at Buffalo, 1/3/21
88t, Jakeem Grant, vs. L.A. Rams, 11/1/20	50+ YARD PUNT RETURN	84t, Isaiah McKenzie, at Buffalo, 1/3/21
Andrew Van Ginkel, at Chicago, 11/6/22	BLOCKED PUNT RECOVERED FOR A TD	Chris Burkett, vs. N.Y. Jets, 9/29/91
Jaelan Phillips, at Chicago, 11/6/22	BLOCKED PUNT	Albert McClellan, vs. New England, 12/9/18
Walt Aikens return of blocked PAT, vs. Arizona, 12/11/16	DEFENSIVE 2-POINT CONVERSION ON PAT	Has never happened
Jordan Phillips, vs. Arizona, 12/11/16	BLOCKED PAT	Donald Penn, vs. Tampa Bay, 11/15/09
Jason Sanders, vs. Cleveland, 11/13/22	MISSED (NOT BLOCKED) PAT	Greg Joseph, vs. Minnesota, 10/16/22
Emmanuel Ogbah, vs. Buffalo, 9/25/22	BLOCKED FIELD GOAL	Jeff Gunter, at Cincinnati, 9/29/22
47t, Curtis Johnson, vs. Green Bay, 12/19/71	BLOCKED FIELD GOAL RETURNED FOR TD	62t, Kyle Arrington, vs. New England, 12/14/14
8, Jason Sanders, at N.Y. Jets, 12/8/19	6+ FIELD GOALS ATTEMPTED	6, Harrison Butker, at Kansas City, 12/24/17
5, Jason Sanders, at San Francisco, 10/11/20	5+ FIELD GOALS ATTEMPTED	6, Harrison Butker, at Kansas City, 12/24/17
4, Jason Sanders, at Cincinnati, 9/29/22	4+ FIELD GOALS ATTEMPTED	4, Robbie Gould, at San Francisco, 12/4/22
3, Jason Sanders, vs. Houston, 11/27/22	3+ FIELD GOALS ATTEMPTED	3, Cameron Dicker, at L.A. Chargers, 12/11/22
7, Jason Sanders, at N.Y. Jets, 12/8/19	6+ FIELD GOALS MADE	Never happened
5, Jason Sanders, vs. Seattle, 10/4/20	5+ FIELD GOALS MADE	5, Harris Butker, at Kansas City, 12/24/17
4, Jason Sanders, at Las Vegas, 12/26/20	4+ FIELD GOALS MADE	4, Robbie Gould, at San Francisco, 12/4/22
3, Jason Sanders, vs. Houston, 11/27/22	3+ FIELD GOALS MADE	3, Cameron Dicker, at L.A. Chargers, 12/11/22
vs. Buffalo, 11/17/19	SUCCESSFUL ONSIDE KICK	vs. Cincinnati, 12/22/19
at L.A. Chargers, 12/11/22	FAILED ONSIDE KICK ATTEMPT	at N.Y. Jets, 12/8/19



**GAME SUMMARIES & GAME BOOK**



## 2022 GAME RECAPS

WEEK 1

SEPT. 11, 2022 | MIAMI GARDENS, FLA.  
HARD ROCK STADIUM  
ATTENDANCE: 65,786 | TV: CBS

NEW ENGLAND 7

MIAMI 20

The Miami Dolphins opened the 2022 regular season with a 20-7 victory over the New England Patriots Sunday afternoon at Hard Rock Stadium.

Tua Tagovailoa threw for 270 yards and one touchdown and Tyreek Hill recorded eight receptions for 94 yards as Mike McDaniel picked up a win in his NFL head coaching debut.

New England picked up 8+ yards on five of their first seven plays. An 11-yard pass from quarterback Mac Jones to Hunter Henry set up a first-and-10 from the Miami 22-yard line. But on the next play, cornerback Xavier Howard deflected a pass intended for DeVante Parker in the endzone. Second-year safety Jevon Holland corralled the ball out of the air for his third career interception and returned it to the Miami 28 yard line where Tagovailoa and the offense took over.

With a third-and-2 from the Miami 36-yard line, Tagovailoa found Hill for five yards and a first down. The Dolphins then pushed the ball to the 50-yard line where a fourth-down neutral zone infraction on Patriots defensive lineman Carl Davis Jr. extended the drive.

Tagovailoa found Hill again on the very next play, this time for a 23-yard gain. After the Patriots defense forced a fourth down, Jason Sanders converted a 43-yard field goal to give Miami a 3-0 lead in what would be the only score of the first quarter.

Following punts by each team, Patriots quarterback Mac Jones took over from their 15-yard line. On the second play of the drive, Miami safety Brandon Jones delivered a huge hit on the second-year quarterback, popping the ball loose. Linebacker Melvin Ingram scooped the ball up and high-stepped into the endzone for the Dolphins' first touchdown of the season. Sanders' extra point gave the Dolphins a 10-0 lead.

Another New England punt returned the ball to Tagovailoa who then directed a 10-play, 92-yard scoring drive capped by a 42-yard touchdown pass to wide receiver Jaylen Waddle. The third-year quarterback took a fourth-and-7 snap and found his receiver down the middle of the field. Waddle sped past multiple Patriots defenders into the endzone. Sanders' extra point extended the Miami lead to 17-0.

Tagovailoa finished the first half 13-of-18 for 179 yards and a touchdown while Hill led all receivers with six receptions for 77 yards. Waddle added two catches for 50 yards as the pair of speedy wideouts combined for 127 receiving yards in the first half. Miami's defense put up a dominant first-half performance, shutting out the Patriots offense and limiting Mac Jones to just 87 yards passing.

In the third quarter, Jones found Patriots veteran wide receiver Ty Montgomery for a six-yard score to cut New England's deficit to 10.

The Dolphins responded with a scoring drive of their own highlighted by an 18-yard completion to Hill and a 16-yard completion to running back Raheem Mostert. Sanders punctuated the drive once again with a 49-yard field goal to extend Miami's lead to 20-7.

The Dolphins defense turned the Patriots over two more times, first on downs and then on a fumble forced by undrafted rookie cornerback Kader Kohou and recovered by second-year linebacker Jaelan Phillips.

Four first downs from Miami's offense sealed the victory as Tagovailoa and the Dolphins kneeled to end the game and improve to 1-0 on the season.

### SCORING SUMMARY

	1	2	3	4	F
New England	0	0	7	0	7
Miami	3	14	3	0	20

### SCORING DRIVES

TEAM	QTR	TIME	PLAY (EXTRA POINT) (DRIVE INFO)	NE	MIA
Dolphins	1	4:05	J.Sanders 43 yd. Field Goal (11-47, 5:47)	0	3
Dolphins	2	7:34	M.Ingram 2 yd. fumble return (J.Sanders kick)	0	10
Dolphins	2	0:18	J.Waddle 42 yd. pass from T.Tagovailoa (J.Sanders kick) (10-92, 3:47)	0	17
Patriots	3	4:44	T.Montgomery 6 yd. pass from M.Jones (N.Folk kick) (15-92, 8:21)	7	17
Dolphins	3	0:19	J.Sanders 49 yd. Field Goal (8-50, 4:25)	7	20

### GAME STATISTICS

#### RUSHING (Att-Yds-TD):

New England: D. Harris 9-48, R. Stevenson 8-25, J. Meyers 1-7, M. Jones 2-0, T. Montgomery 2-(-2).  
Miami: C. Edmonds 12-25, R. Mostert 5-16, C. Wilson 1-8, J. Waddle 1-8, T. Hill 1-6, A. Ingold 1-2, T. Tagovailoa 2-0.

#### PASSING (A-C-Y-TD-Int):

New England: M. Jones 30-21-213-1-1.  
Miami: T. Tagovailoa 33-23-270-1-0.

#### RECEIVING (Rec-Yds-TD):

New England: J. Meyers 4-55, J. Smith 3-33, N. Agholor 3-28, T. Montgomery 3-15-1, H. Henry 2-20, D. Harris 2-10, R. Stevenson 2-2, K. Bourne 1-41, D. Parker 1-9.  
Miami: T. Hill 8-94, J. Waddle 4-69-1, C. Edmonds 4-40, C. Wilson 2-20, R. Mostert 1-16, D. Smythe 1-14, A. Ingold 1-8, T. Sheffield 1-8, M. Gesicki 1-1.

#### SACKS (Sk-Yds):

New England: J. Bentley 1-12, M. Judon 1-9, D. Wise 1-7.  
Miami: Br. Jones 1-13, E. Ogbah 1-7.

#### INTERCEPTIONS (Int-Yds):

New England: None.  
Miami: J. Holland 1-31.

#### FORCED FUMBLES:

New England: None.  
Miami: Br. Jones 1, K. Kohou 1.

#### FUMBLE RECOVERIES (No-Yds):

New England: None.  
Miami: M. Ingram 1-2-1.

TEAM STATS	NE	MIA
<b>TOTAL FIRST DOWNS</b>	<b>17</b>	<b>18</b>
By Rushing	5	3
By Passing	10	13
By Penalty	2	2
<b>THIRD DOWN EFFICIENCY</b>	<b>4-9-44.4%</b>	<b>6-14-42.9%</b>
<b>FOURTH DOWN EFFICIENCY</b>	<b>0-1-0.0%</b>	<b>1-1-100.0%</b>
<b>TOTAL NET YARDS</b>	<b>271</b>	<b>307</b>
Total Offensive Plays	54	59
Average gain per offensive play	5.0	5.2
<b>NET YARDS RUSHING</b>	<b>78</b>	<b>65</b>
Total Rushing Plays	22	23
Average gain per rushing play	3.5	2.8
<b>NET YARDS PASSING</b>	<b>193</b>	<b>242</b>
Sacks-Yards	2-20	3-28
Gross yards passing	213	270
<b>ATTEMPTS-COMPLETIONS-INTS</b>	<b>30-21-1</b>	<b>33-23-0</b>
Avg. gain per pass play	6.0	6.7
<b>PUNTS NUMBER AND AVG.</b>	<b>3-39.3</b>	<b>4-45.8</b>
Net Punting Average	39.3	42.8
<b>TOTAL RETURN YARDAGE</b>	<b>12</b>	<b>31</b>
No. and Yards Punt Returns	2-12	0-0
No. and Yards Kickoff Returns	1-28	2-28
No. and Yards Int. Returns	0-0	1-31
<b>PENALTIES Number and Yards</b>	<b>3-15</b>	<b>4-20</b>
<b>FUMBLES Number and Lost</b>	<b>2-2</b>	<b>2-0</b>
<b>RED ZONE EFFICIENCY</b>	<b>1-1-100%</b>	<b>0-2-0%</b>
<b>GOAL TO GO EFFICIENCY</b>	<b>1-1-100%</b>	<b>0-0-0%</b>
<b>TIME OF POSSESSION</b>	<b>27:30</b>	<b>32:30</b>



## 2022 GAME RECAPS

WEEK 2

SEPT. 18, 2022 | BALTIMORE, MD.  
M&T BANK STADIUM  
ATTENDANCE: 70,582 | TV: CBS

MIAMI 42

BALTIMORE 38

### SCORING SUMMARY

	1	2	3	4	F
Miami	0	7	7	28	42
Baltimore	7	21	7	3	38

### SCORING DRIVES

TEAM	QTR	TIME	PLAY (EXTRA POINT) (DRIVE INFO)	MIA	BAL
Ravens	1	14:47	D.Duvernay 103 yd. kickoff return (J.Tucker kick) (0-0, 0:13)	0	7
Dolphins	2	10:54	J.Waddle 6 yd. pass from T.Tagovailoa (J.Sanders kick) (6-94, 3:49)	7	7
Ravens	2	10:44	R.Bateman 75 yd. pass from L.Jackson (J.Tucker kick) (1-75, 0:10)	7	14
Ravens	2	4:03	M.Andrews 1 yd. pass from L.Jackson (J.Tucker kick) (6-66, 2:43)	7	21
Ravens	2	0:29	D.Robinson 12 yd. pass from L.Jackson (J.Tucker kick) (6-80, 0:51)	7	28
Dolphins	3	7:52	M.Gesicki 14 yd. pass from T.Tagovailoa (J.Sanders kick) (12-75, 7:08)	14	28
Ravens	3	0:26	L.Jackson 79 yd. run (J.Tucker kick) (3-87, 1:35)	14	35
Dolphins	4	12:12	R.Cracraft 2 yd. pass from T.Tagovailoa (J.Sanders kick) (7-75, 3:14)	21	35
Dolphins	4	7:47	T.Hill 48 yd. pass from T.Tagovailoa (J.Sanders kick) (5-59, 1:24)	28	35
Dolphins	4	5:19	T.Hill 60 yd. pass from T.Tagovailoa (J.Sanders kick) (3-64, 1:27)	35	35
Ravens	4	2:18	J.Tucker 51 yd. Field Goal (6-42, 3:01)	35	38
Dolphins	4	0:14	J.Waddle 7 yd. pass from T.Tagovailoa (J.Sanders kick) (6-68, 2:04)	42	38

Tua Tagovailoa's game-winning touchdown pass to Jaylen Waddle with 14 seconds left tied the second-largest comeback win in franchise history as the Miami Dolphins erased a 21-point second-half deficit and outscored the Baltimore Ravens 28-3 in the fourth quarter for a 42-38 victory at M&T Bank Stadium.

Tagovailoa threw for a career-high 469 yards and six touchdowns, tying the Dolphins single-game record for touchdown passes and leading Miami to a 2-0 start under new head coach Mike McDaniel.

After Ravens wide receiver Devin Duvernay returned the opening kickoff 103 yards for a touchdown, Tagovailoa found Waddle for a six-yard score to tie the game at 7-7. But Ravens quarterback Lamar Jackson found Rashod Bateman for a 75-yard touchdown pass to retake the lead. Jackson then threw touchdown passes to Mark Andrews and Demarcus Robinson to give the Ravens a 28-7 lead going into halftime.

Down 21 points, Tagovailoa and the Miami offense opened the third quarter with a 12-play, 75-yard scoring drive that culminated with a leaping 14-yard touchdown grab from tight end Mike Gesicki.

Jackson responded with a 79-yard touchdown run, but Tagovailoa orchestrated another 75-yard scoring drive, finishing it with a two-yard touchdown pass to wide receiver River Cracraft, his first career touchdown reception. The Dolphins defense held Baltimore's rushing attack to -1 yards in the fourth quarter and did not give up a single third down conversion as the Ravens went 0-for-4 in the final frames.

Tagovailoa found three-time All-Pro wide receiver Tyreek Hill for a 48-yard touchdown pass with 7:47 to play and again on a 60-yard touchdown pass with 5:19 to play. In just 6:53, Miami scored 21 points to tie the game, but a 51-yard field goal by Baltimore kicker Justin Tucker gave the Ravens a 38-35 lead.

With 2:12 to play, Tagovailoa took over from the Miami 32-yard line, first finding Waddle for a three-yard pickup and Hill for a 21-yard gain. Two plays later, a 28-yard run from Chase Edmonds took the ball down to the Baltimore seven-yard line where McDaniel would take his second timeout, stopping the clock with 24 seconds left. Tagovailoa took a second-and-7 snap and found Waddle, who high-pointed the ball over Ravens cornerback Jalyn Armour-Davis for the game-winning touchdown with 14 seconds left.

Waddle finished with 11 receptions for a career-high 171 yards and two touchdowns. Hill ended the afternoon with 11 receptions for 190 yards and had 142 in the fourth quarter alone. The pair of wideouts became the first teammates in the Super Bowl era to each record 170+ receiving yards and 2+ receiving touchdowns in the same game.

### GAME STATISTICS

#### RUSHING (Att-Yds-TD):

Miami: R. Mostert 11-51, C. Edmonds 5-33, A. Ingold 1-1, T. Tagovailoa 1-1.  
Baltimore: L. Jackson 9-119-1, J. Hill 3-16, K. Drake 6-8, P. Ricard 1-5, M. Davis 5-4, M. Andrews 1-3.

#### PASSING (A-C-Y-TD-I):

Miami: T. Tagovailoa 50-36-469-6-2.  
Baltimore: L. Jackson 29-21-318-3-0.

#### RECEIVING (Rec-Yds-TD):

Miami: T. Hill 11-190-2, J. Waddle 11-171-2, M. Gesicki 4-41-1, R. Mostert 3-28, A. Ingold 2-15, T. Sheffield 2-9, C. Edmonds 1-8, D. Smythe 1-5, R. Cracraft 1-2-1.  
Baltimore: M. Andrews 9-104-1, R. Bateman 4-108-1, I. Likely 4-43, D. Duvernay 2-42, D. Robinson 1-12, T. Wallace 1-9.

#### SACKS (Sk-Yds):

Miami: None.  
Baltimore: J. Houston 1-8.

#### INTERCEPTIONS (Int-Yds):

Miami: None.  
Baltimore: M. Williams 2-0.

#### FORCED FUMBLES:

Miami: None.  
Baltimore: None.

#### FUMBLE RECOVERIES (No-Yds):

Miami: None.  
Baltimore: None.

TEAM STATS	MIA	BAL
TOTAL FIRST DOWNS	27	23
By Rushing	5	6
By Passing	22	13
By Penalty	0	4
THIRD DOWN EFFICIENCY	7-11-63.6%	3-10-30.0%
FOURTH DOWN EFFICIENCY	2-2-100.0%	1-3-33.3%
TOTAL NET YARDS	547	473
Total Offensive Plays	69	54
Average gain per offensive play	7.9	8.8
NET YARDS RUSHING	86	155
Total Rushing Plays	18	25
Average gain per rushing play	4.8	6.2
NET YARDS PASSING	461	318
Sacks-Yards	1-8	0-0
Gross yards passing	469	318
ATTEMPTS-COMPLETIONS-INTS	50-36-2	29-21-0
Avg. gain per pass play	9.0	11.0
PUNTS NUMBER AND AVG.	2-41.0	2-40.5
Net Punting Average	38.5	36.5
TOTAL RETURN YARDAGE	8	5
No. and Yards Punt Returns	1-8	1-5
No. and Yards Kickoff Returns	1-18	1-103
No. and Yards Int. Returns	0-0	2-0
PENALTIES Number and Yards	8-51	1-5
FUMBLES Number and Lost	0-0	1-0
RED ZONE EFFICIENCY	4-4-100%	2-3-67%
GOAL TO GO EFFICIENCY	2-2-100%	1-2-50%
TIME OF POSSESSION	34:47	25:13





## 2022 GAME RECAPS

WEEK 3

SEPT. 25, 2022 | MIAMI GARDENS, FLA.  
HARD ROCK STADIUM  
ATTENDANCE: 66,206 | TV: CBS

BUFFALO 19	MIAMI 21
------------	----------

SCORING SUMMARY					
	1	2	3	4	F
Buffalo	7	7	3	2	19
Miami	7	7	0	7	21

In front of a crowd of 66,206 at Hard Rock Stadium – the second-largest crowd since the venue was modernized in 2015 – the Miami Dolphins defeated the Buffalo Bills for the first time since 2018 by a score of 21-19.

Leading 21-17 with 1:49 left in the fourth quarter, the Dolphins were one play away from a defensive stand on fourth-and-goal – which they got, as quarterback Josh Allen's pass fell incomplete.

The Bills regained possession after a safety, but Miami's defense held to defeat its division rival, remain undefeated and pick up its eighth-straight victory at Hard Rock Stadium, the Dolphins' longest streak since the 1980s.

Buffalo (2-1) entered the game with wins over the defending Super Bowl champion Los Angeles Rams and the Tennessee Titans, beating them by an average of 27.5 points, but the Dolphins stood up to the challenge. Building off a historic 21-point comeback last week against the Baltimore Ravens on the road, Miami (3-0) continued to excel under first-year head coach Mike McDaniel.

Quarterback Tua Tagovailoa passed for 186 yards and one touchdown, while running back Chase Edmonds led the Dolphins with two rushing touchdowns. Jaylen Waddle registered his second straight 100+ receiving yards game with 102.

On the first possession of the game, the Bills finished a 75-yard drive when quarterback Josh Allen flipped it to running back Devin Singletary for a two-yard touchdown on fourth-and-goal.

But the Bills next possession ended in a turnover. Safety Jevon Holland strip-sacked Allen from behind on third down. Linebacker Melvin Ingram recovered his second fumble this season on Buffalo's six-yard line. Edmonds then scored his first touchdown as a Dolphin with a one-yard rush to tie the game 7-7.

Miami responded again after the Bills opened the second quarter with an eight-yard touchdown grab by wide receiver Isaiah McKenzie. Tagovailoa completed all five of his passes on the drive. Tagovailoa found wide receiver River Cracraft in the end zone for an 11-yard touchdown pass to tie the game again at 14.

On the Bills' next possession, the Dolphins forced Buffalo to do something it had not done in the first half all season – punt.

Still tied 14-14, Tagovailoa opened the second half with a 22-yard completion over the middle to Hill, his 500th career reception, but the drive ended in a punt. The Dolphins defense prevented the Bills from reaching the end zone on a 9:22 minute drive, holding them to a 30-yard field goal that put them up 17-14.

In the fourth quarter, Buffalo kicker Tyler Bass missed a 38-yard field goal. Waddle made it to the Bills' 40 on his 32-yard reception, which was met with loud cheers from the crowd. Moments later, on third-and-22, Tagovailoa found Waddle deep over the middle of the field for a 45-yard pickup to get in the red zone. Aided by a Buffalo unnecessary roughness call, Edmonds found the end zone for the second time a few plays later to put Miami up 21-17.

Then, the Miami defense got to work, stopping Buffalo on its next two drives en route to victory.

### GAME STATISTICS

#### RUSHING (Att-Yds-TD):

Buffalo: J. Allen 8-47, Z. Moss 4-46, D. Singletary 9-13, I. McKenzie 1-6, J. Cook 1-3.  
Miami: C. Edmonds 6-21, R. Mostert 8-11, J. Waddle 1-9, A. Ingold 1-0, T. Tagovailoa 1-0.

#### PASSING (A-C-Y-TD-Int):

Buffalo: J. Allen 63-42-400-2-0.  
Miami: T. Tagovailoa 18-13-186-1-0, T. Bridgewater 2-0-0-0-0.

#### RECEIVING (Rec-Yds-TD):

Buffalo: D. Singletary 9-78-1, I. McKenzie 7-76-1, S. Diggs 7-74, J. Cook 4-37, D. Knox 4-25, G. Davis 3-37, R. Gilliam 2-22, Q. Morris 2-22, J. Kumerow 2-14, J. Crowder 1-9, Z. Moss 1-6.  
Miami: J. Waddle 4-102, D. Smythe 3-23, T. Hill 2-33, R. Cracraft 1-11, M. Gesicki 1-6, C. Edmonds 1-6, T. Sherfield 1-15.

#### SACKS (Sk-Yds):

Buffalo: G. Rousseau 1.5-11.5, D. Hamlin 0.5-3.5.  
Miami: M. Ingram 2-10, J. Holland 1.5-7.5, J. Baker 0.5-0.5.

#### INTERCEPTIONS (Int-Yds):

Buffalo: None.  
Miami: None.

#### FORCED FUMBLES:

Buffalo: None.  
Miami: J. Holland 1, M. Ingram 1.

#### FUMBLE RECOVERIES (No-Yds):

Buffalo: None.  
Miami: M. Ingram 1-1.

TEAM STATS	BUF	MIA
TOTAL FIRST DOWNS	31	15
By Rushing	9	4
By Passing	21	8
By Penalty	1	3
THIRD DOWN EFFICIENCY	11-18-61.1%	3-8-37.5%
FOURTH DOWN EFFICIENCY	2-3-66.7%	0-0-0.0%
TOTAL NET YARDS	497	212
Total Offensive Plays	90	39
Average gain per offensive play	5.5	5.4
NET YARDS RUSHING	115	41
Total Rushing Plays	23	17
Average gain per rushing play	5.0	2.4
NET YARDS PASSING	382	171
Sacks-Yards	4-18	2-15
Gross yards passing	400	186
ATTEMPTS-COMPLETIONS-INTS	63-42-0	20-13-0
Avg. gain per pass play	5.7	7.8
PUNTS NUMBER AND AVG.	1-31.0	5-43.6
Net Punting Average	31.0	37.2
TOTAL RETURN YARDAGE	32	0
No. and Yards Punt Returns	3-32	0-0
No. and Yards Kickoff Returns	1-17	3-54
No. and Yards Int. Returns	0-0	0-0
PENALTIES Number and Yards	7-52	4-20
FUMBLES Number and Lost	4-1	0-0
RED ZONE EFFICIENCY	2-4-50%	3-3-100%
GOAL TO GO EFFICIENCY	2-4-50%	2-2-100%
TIME OF POSSESSION	40:40	19:20





## 2022 GAME RECAPS

WEEK 4

SEPT. 29, 2022 | CINCINNATI, OH.

PAYCOR STADIUM

ATTENDANCE: 67,260 | TV: PRIME VIDEO

MIAMI 15	CINCINNATI 27
----------	---------------

SCORING SUMMARY					
	1	2	3	4	F
Miami	3	9	3	0	15
Cincinnati	7	7	0	13	27

The Miami Dolphins dropped their first game of the season, 27-15, to the Cincinnati Bengals at Paycor Stadium on Thursday night.

Teddy Bridgewater entered the game in relief of quarterback Tua Tagovailoa, who went down in the second quarter. With an opportunity to put Miami ahead in the fourth quarter, a red zone interception thwarted the comeback effort. The reigning AFC champions then scored a touchdown to seal the deal.

Bridgewater went 14-of-23 for 193 yards and one touchdown pass. Tyreek Hill paced all receivers with 160 yards on 10 receptions, including a 64-yard catch.

The Bengals capitalized on receiving the opening kickoff, capping a nine-play drive with running back Joe Mixon's five-yard touchdown rush.

Kicker Jason Sanders drilled a 23-yard field goal on Miami's first offensive possession to make it 7-3. Tagovailoa threw back-to-back passes of 20+ yards to Hill and wide receiver Jaylen Waddle to set up the kick.

Cincinnati threatened again early in the second quarter after snagging an interception, but the Dolphins defense stuffed a toss to Mixon on fourth-and-1 to turn the ball over on downs at Miami's 24-yard line.

The Dolphins capitalized on the stop and marched down the field with the help of Hill's 17-yard reception. Sanders then nailed his second field goal of the night, this one from 48 yards, to narrow the gap at 7-6.

When Miami regained possession after a three-and-out, Tagovailoa went down. Bridgewater replaced him and immediately threw a 16-yard strike to receiver Trent Sherfield, setting Miami up for a 52-yard field goal attempt that was blocked. Cincinnati built off the momentum with a 59-yard touchdown pass to receiver Tee Higgins moments later.

Down 14-6, Bridgewater led a 75-yard touchdown drive in under three minutes. Facing pressure on third-and-5 in the red zone, the seven-year NFL veteran extended the play by scrambling to his right and firing a 12-yard pass to Sherfield for a first down. On the next play, running back Chase Edmonds found the end zone on a seven-yard shovel pass.

The Dolphins trailed 14-12 at halftime after missing the extra point. Both teams' offenses stalled in the third quarter until Bridgewater went deep for a 64-yard completion to Hill, who made a juggling catch after beating his defender in single coverage over the middle of the field, that put Miami on Cincinnati's five-yard line. The Dolphins took their first lead a few plays later on a 20-yard field goal.

Miami's defense had Bengals fans groaning in the third quarter, as it allowed 54 yards of total offense and 0 points, which led to two punts.

But Cincinnati turned the tide on the first play of the fourth quarter as quarterback Joe Burrow unleashed a 43-yard pass to receiver Tyler Boyd that put the Bengals at first-and-goal. The Dolphins defense didn't back down, forcing a field goal with a stop on third-and-goal at the one-yard line.

Cincinnati's 17-15 lead was extended when kicker Evan McPherson nailed a 57-yard field goal with 6:17 remaining in the game, and the Bengals were able to hold onto it.

### SCORING DRIVES

TEAM	QTR	TIME	PLAY (EXTRA POINT) (DRIVE INFO)	MIA	CIN
Bengals	1	10:19	J.Mixon 5 yd. run (E.McPherson kick) (9-75, 4:41)	0	7
Dolphins	1	6:05	J.Sanders 23 yd. Field Goal (9-70, 4:14)	3	7
Dolphins	2	7:31	J.Sanders 48 yd. Field Goal (8-46, 3:08)	6	7
Bengals	2	2:50	T.Higgins 59 yd. pass from J.Burrow (E.McPherson kick) (3-58, 1:32)	6	14
Dolphins	2	0:09	C.Edmonds 7 yd. pass from T.Bridgewater (kick failed, hru) (9-75, 2:41)	12	14
Dolphins	3	2:40	J.Sanders 20 yd. Field Goal (8-33, 3:38)	15	14
Bengals	4	12:00	E.McPherson 19 yd. Field Goal (9-74, 5:40)	15	17
Bengals	4	6:13	E.McPherson 57 yd. Field Goal (8-33, 3:36)	15	20
Bengals	4	1:52	H.Hurst 2 yd. pass from J.Burrow (E.McPherson kick) (5-45, 1:13)	15	27

### GAME STATISTICS

#### RUSHING (Att-Yds-TD):

Miami: R. Mostert 15-69, T. Bridgewater 1-11, C. Edmonds 5-6, T. Hill 1-(-1).

Cincinnati: J. Mixon 24-61-1, J. Burrow 5-6, S. Perine 1-0.

#### PASSING (A-C-Y-TD-I):

Miami: T. Bridgewater 23-14-193-1-1, T. Tagovailoa 14-8-110-0-1.

Cincinnati: J. Burrow 31-20-287-2-0, T. Boyd 1-1-23-0-0.

#### RECEIVING (Rec-Yds-TD):

Miami: T. Hill 10-160, T. Sherfield 4-55, J. Waddle 2-39, M. Gesicki 2-23, C. Edmonds 2-14-1, R. Mostert 2-12.

Cincinnati: T. Higgins 7-124-1, J. Chase 4-81, J. Mixon 4-13, H. Hurst 3-27-1, T. Boyd 2-47, M. Wilcox 1-18.

#### SACKS (Sk-Yds):

Miami: J. Phillips 1-6.

Cincinnati: J. Tupou 1-10.

#### INTERCEPTIONS (Int-Yds):

Miami: None.

Cincinnati: V. Bell 2-46.

#### FORCED FUMBLES:

Miami: None.

Cincinnati: None.

#### FUMBLE RECOVERIES (No-Yds):

Miami: None.

Cincinnati: None.

TEAM STATS	MIA	CIN
TOTAL FIRST DOWNS	20	16
By Rushing	3	4
By Passing	13	11
By Penalty	4	1
THIRD DOWN EFFICIENCY	2-10-20.0%	8-15-53.3%
FOURTH DOWN EFFICIENCY	0-1-0.0%	0-1-0.0%
TOTAL NET YARDS	378	371
Total Offensive Plays	60	63
Average gain per offensive play	6.3	5.9
NET YARDS RUSHING	85	67
Total Rushing Plays	22	30
Average gain per rushing play	3.9	2.2
NET YARDS PASSING	293	304
Sacks-Yards	1-10	1-6
Gross yards passing	303	310
ATTEMPTS-COMPLETIONS-INTS	37-22-2	32-21-0
Avg. gain per pass play	7.7	9.2
PUNTS NUMBER AND AVG.	3-50.0	4-39.8
Net Punting Average	42.3	38.3
TOTAL RETURN YARDAGE	6	69
No. and Yards Punt Returns	1-6	1-23
No. and Yards Kickoff Returns	2-42	0-0
No. and Yards Int. Returns	0-0	2-46
PENALTIES Number and Yards	6-41	6-74
FUMBLES Number and Lost	0-0	0-0
RED ZONE EFFICIENCY	1-3-33%	2-3-67%
GOAL TO GO EFFICIENCY	1-2-50%	1-2-50%
TIME OF POSSESSION	28:25	31:35



## 2022 GAME RECAPS

WEEK 5

OCT. 9, 2022 | EAST RUTHERFORD, NJ  
METLIFE STADIUM  
ATTENDANCE: 82,500 | TV: CBS

MIAMI 17	N.Y. JETS 40
----------	--------------

SCORING SUMMARY					
	1	2	3	4	F
Miami	0	14	3	0	17
N.Y. Jets	5	14	0	21	40

The Miami Dolphins were not able to overcome the New York Jets, falling 40-17 to their division foes.

After rookie quarterback Skylar Thompson replaced Teddy Bridgewater after he went down on Miami's first drive, the Dolphins turned to running back Raheem Mostert. The New Smyrna Beach, Florida native rushed for 113 yards and one touchdown, becoming the first Dolphin to hit the 100-yard rushing mark this season.

Thompson finished with 166 passing yards and an interception in his NFL debut. Tyreek Hill led all receivers with seven receptions for 47 yards.

With quarterback Tua Tagovailoa out due to injury, Teddy Bridgewater became the second Dolphin from Miami-Dade County to start at quarterback, but it was short-lived. Cornerback Sauce Gardner hit the seven-year NFL veteran in the end zone on Miami's first offensive play of the game, forcing him to fling a last-second pass. Intentional grounding was called, resulting in a safety. Bridgewater left the game with an elbow injury and was evaluated for a head injury but did not return.

As Thompson acclimated himself to Miami's offense, New York capitalized on the Dolphins' offensive woes. The Jets built up a 12-0 second-quarter lead thanks to a 34-yard field goal and a 79-yard pass to running back Breece Hall that set up a one-yard touchdown rush by Michael Carter.

Mostert highlighted the first half for Miami, rushing for 77 yards in the half, including a 12-yard touchdown run where he turned the corner on the right sideline to make it 12-7 in the second quarter.

When the Jets scored another touchdown, Thompson started to find his footing. On the last drive of the half, the Dolphins marched 75 yards down the field in 2:34 to score. A direct snap to tight end Durham Smythe on second-and-goal from the one made it 19-14 in favor of the Jets at halftime.

Mostert hit the 100-yard rushing mark in the third quarter with a 20-yard run that brought Miami past midfield. Kicker Jason Sanders nailed a 46-yard field goal that cut the Dolphins' deficit to two.

Miami's defense held New York scoreless in the third, allowing just 50 yards of total offense. Safety Brandon Jones registered the Dolphins' second sack of the game as he took down quarterback Zach Wilson for a 17-yard loss.

After Miami missed a 54-yard field goal attempt in the fourth quarter, the Jets capitalized on the field position. Carter found the end zone on a one-yard rush to make it a two-possession game with 9:22 remaining. Thompson fumbled on the ensuing drive, and the Jets recovered at Miami's five-yard line, scoring a touchdown on the next play. New York ended the game with 21 unanswered points.

SCORING DRIVES					
TEAM	QTR	TIME	PLAY (EXTRA POINT) (DRIVE INFO)	MIA	NYJ
Jets	1	12:38	Penalty on T.Bridgewater enforced in end zone for a Safety	0	2
Jets	1	3:07	G.Zuerlein 34 yd. Field Goal (7-56, 3:32)	0	5
Jets	2	14:56	Mi.Carter 1 yd. run (G.Zuerlein kick) (2-80, 0:56)	0	12
Dolphins	2	9:55	R.Mostert 12 yd. run (J.Sanders kick) (8-75, 5:01)	7	12
Jets	2	2:38	Z.Wilson 5 yd. run (G.Zuerlein kick) (9-53, 5:22)	7	19
Dolphins	2	0:04	D.Smythe 1 yd. run (J.Sanders kick) (11-75, 2:34)	14	19
Dolphins	3	8:40	J.Sanders 46 yd. Field Goal (11-47, 6:20)	17	19
Jets	4	9:22	Mi.Carter 1 yd. run (G.Zuerlein kick) (7-56, 3:53)	17	26
Jets	4	9:08	Br.Hall 5 yd. run (G.Zuerlein kick) (1-5, 0:05)	17	33
Jets	4	4:24	B.Berrios 15 yd. run (G.Zuerlein kick) (5-30, 3:07)	17	40

## GAME STATISTICS

### RUSHING (Att-Yds-TD):

Miami: R. Mostert 18-113-1, T. Hill 2-13, M. Gaskin 4-9, C. Edmonds 1-1, D. Smythe 1-1-1.  
N.Y. Jets: Br. Hall 18-97-1, Mi. Carter 10-21-2, B. Berrios 1-15-1, Z. Wilson 4-2-1.

### PASSING (A-C-Y-TD-J):

Miami: S. Thompson 33-19-166-0-1, T. Bridgewater 1-0-0-0-0.  
N.Y. Jets: Z. Wilson 21-14-210-0-0.

### RECEIVING (Rec-Yds-TD):

Miami: T. Hill 7-47, M. Gaskin 3-24, J. Waddle 3-23, C. Wilson 2-20, M. Gesicki 1-30, R. Mostert 1-9, D. Smythe 1-8, T. Sherfield 1-5.  
N.Y. Jets: G. Wilson 3-27, Br. Hall 2-100, C. Davis 2-38, Mi. Carter 2-12, C. Uzomah 2-12, E. Moore 1-11, J. Smith 1-11, B. Berrios 1-(-1).

### SACKS (Sk-Yds):

Miami: Br. Jones 1-17, J. Baker 1-6.  
N.Y. Jets: C. Lawson 1-3, J. Franklin-Myers 0.5-2.5, Q. Williams 0.5-2.5.

### INTERCEPTIONS (Int-Yds):

Miami: None.  
N.Y. Jets: A. Gardner 1-3.

### FORCED FUMBLES:

Miami: None.  
N.Y. Jets: C. Lawson 1.

### FUMBLE RECOVERIES (No-Yds):

Miami: None.  
N.Y. Jets: Q. Williams 1-12.

TEAM STATS	MIA	NYJ
<b>TOTAL FIRST DOWNS</b>	<b>19</b>	<b>21</b>
By Rushing	8	8
By Passing	8	9
By Penalty	3	4
<b>THIRD DOWN EFFICIENCY</b>	<b>4-11-36.4%</b>	<b>5-11-45.5%</b>
<b>FOURTH DOWN EFFICIENCY</b>	<b>0-2-0.0%</b>	<b>0-1-0.0%</b>
<b>TOTAL NET YARDS</b>	<b>295</b>	<b>322</b>
Total Offensive Plays	62	56
Average gain per offensive play	4.8	5.8
<b>NET YARDS RUSHING</b>	<b>137</b>	<b>135</b>
Total Rushing Plays	26	33
Average gain per rushing play	5.3	4.1
<b>NET YARDS PASSING</b>	<b>158</b>	<b>187</b>
Sacks-Yards	2-8	2-23
Gross yards passing	166	210
<b>ATTEMPTS-COMPLETIONS-INTS</b>	<b>34-19-1</b>	<b>21-14-0</b>
Avg. gain per pass play	4.4	8.1
<b>PUNTS NUMBER AND AVG.</b>	<b>3-43.7</b>	<b>4-46.3</b>
Net Punting Average	43.7	46.8
<b>TOTAL RETURN YARDAGE</b>	<b>-2</b>	<b>3</b>
No. and Yards Punt Returns	1-2	0-0
No. and Yards Kickoff Returns	0-0	3-67
No. and Yards Int. Returns	0-0	1-3
<b>PENALTIES Number and Yards</b>	<b>11-102</b>	<b>5-105</b>
FUMBLES Number and Lost	1-1	0-0
<b>RED ZONE EFFICIENCY</b>	<b>2-3-67%</b>	<b>5-6-83%</b>
<b>GOAL TO GO EFFICIENCY</b>	<b>1-1-100%</b>	<b>4-4-100%</b>
<b>TIME OF POSSESSION</b>	<b>29:02</b>	<b>30:58</b>



## 2022 GAME RECAPS

WEEK 6

OCT. 16, 2022 | MIAMI GARDENS, FLA.  
HARD ROCK STADIUM  
ATTENDANCE: 66,100 | TV: FOX

MINNESOTA 24

MIAMI 16

### SCORING SUMMARY

	1	2	3	4	F
Minnesota	0	10	0	14	24
Miami	0	3	0	13	16

### SCORING DRIVES

TEAM	QTR	TIME	PLAY (EXTRA POINT) (DRIVE INFO)	MIN	MIA
Dolphins	2	6:05	J.Sanders 44 yd. Field Goal (9-36, 5-33)	0	3
Vikings	2	2:32	I.Smith 1 yd. pass from K.Cousins (G.Joseph kick) (7-75, 3:33)	7	3
Vikings	2	0:00	G.Joseph 34 yd. Field Goal (3-26, 0:18)	10	3
Vikings	4	14:13	A.Thielen 2 yd. pass from K.Cousins (kick failed, wn) (7-73, 4:09)	16	3
Dolphins	4	10:04	M.Gesicki 4 yd. pass from T.Bridgewater (J.Sanders kick) (7-75, 4:09)	16	10
Vikings	4	3:15	D.Cook 53 yd. run (K.Cousins-A.Thielen pass) (2-59, 0:55)	24	10
Dolphins	4	1:24	M.Gesicki 3 yd. pass from T.Bridgewater (pass failed) (6-83, 1:13)	24	16

A big play by the Vikings defense proved to be the difference in a game that featured several defensive stands and 16 punts. With the game out of reach, the Dolphins lost to the Minnesota Vikings 24-16 at Hard Rock Stadium.

After scoring a touchdown and forcing a three-and-out, Miami had an opportunity to take the lead late in the fourth quarter. Instead, Vikings safety Harrison Smith forced a fumble by wide receiver Jaylen Waddle deep in Minnesota territory. The Vikings followed with a touchdown and took control of the game.

Rookie quarterback Skylar Thompson made his first career NFL start but was replaced by Teddy Bridgewater in the first half after injuring his right thumb. Bridgewater threw for 329 yards with two touchdowns and two interceptions.

Receiver Tyreek Hill had a team-high 177 yards, breaking the franchise record for most receiving yards through the first six games of the season (701). Tight end Mike Gesicki had two touchdown receptions.

Neither team scored in the first half until a Jason Sanders 44-yard field goal with 6:05 left in the second quarter put Miami on the board.

After Teddy Bridgewater replaced Thompson on the drive and completed his first pass, a 17-yard strike to tight end Mike Gesicki, running back Raheem Mostert rushed for 18 yards on four carries to put Miami in field goal range.

The Dolphins defense allowed no first downs and only 15 yards on Minnesota's first four drives.

Minnesota found the end zone with 2:32 remaining in the second. Quarterback Kirk Cousins threw a one-yard touchdown pass to tight end Irv Smith Jr. to put the Vikings up 7-3.

Miami had an opportunity to narrow the gap on the ensuing drive, but Sanders missed a 52-yard field goal wide right.

With 23 seconds left before halftime, Bridgewater threw an interception over the middle of the field that led to a 34-yard field goal by Minnesota kicker Greg Joseph. The Vikings led 10-3 at the half.

The third quarter was similar to the first, featuring zero points and six punts.

But both offenses eventually found their footing in the fourth. The Vikings opened the quarter with a two-yard touchdown pass to receiver Adam Thielen. Joseph missed the extra point, though, making it 16-3.

Bridgewater then led a seven-play, 75-yard touchdown drive to make it a one-possession game. First, he found Hill over the middle for a catch and run that gained 28 yards. In the red zone, Bridgewater scrambled to his right on second down for 10 yards and then threw a four-yard touchdown pass on the next play to Gesicki, his first touchdown of the game.

But Waddle fumbled soon after and the Vikings quickly scored a touchdown with 3:15 left in the fourth, effectively ending the game.

Bridgewater threw one more touchdown pass to Gesicki with 1:31 remaining, capping an 83-yard drive that lasted just over a minute, but the Dolphins fell short.

### GAME STATISTICS

#### RUSHING (Att-Yds-TD):

Minnesota: D. Cook 13-77-1, A. Mattison 1-3, C. Ham 1-3, K. Cousins 2-(-5).

Miami: R. Mostert 14-49, T. Bridgewater 1-10, S. Thompson 1-9, C. Edmonds 2-3, A. Ingold 1-2, C. Fejedelem 1-0.

#### PASSING (A-C-Y-TD-INT):

Minnesota: K. Cousins 30-20-175-2-0.

Miami: T. Bridgewater 34-23-329-2-2, S. Thompson 13-7-89-0-0.

#### RECEIVING (Rec-Yds-TD):

Minnesota: J. Jefferson 6-107, A. Thielen 4-36-1, I. Smith 4-7-1, K. Osborn 3-18, J. Mundt 2-1, D. Cook 1-6.

Miami: T. Hill 12-177, J. Waddle 6-129, M. Gesicki 6-69-2, C. Edmonds 2-28, A. Ingold 2-10, T. Sherfield 1-6, R. Mostert 1-(-1).

#### SACKS (Sk-Yds):

Minnesota: Z. Smith 2.0-16.0, P. Jones 2.0-11.0, D. Hunter 1.0-6.0, J. Hicks 1.0-0.0.

Miami: E. Roberts 1.5-10.0, R. Davis 1.0-7.0, J. Phillips 0.5-2.0.

#### INTERCEPTIONS (Int-Yds):

Minnesota: H. Smith 1-0, P. Peterson 1-6.

Miami: None.

#### FORCED FUMBLES:

Minnesota: H. Smith 1.

Miami: None.

#### FUMBLE RECOVERIES (No-Yds):

Minnesota: C. Bynum 1-15.

Miami: None.

TEAM STATS	MIN	MIA
TOTAL FIRST DOWNS	11	23
By Rushing	2	5
By Passing	7	18
By Penalty	2	0
THIRD DOWN EFFICIENCY	2-12-16.7%	4-14-28.6%
FOURTH DOWN EFFICIENCY	0-0-0.0%	1-2-50.0%
TOTAL NET YARDS	234	458
Total Offensive Plays	50	73
Average gain per offensive play	4.7	6.3
NET YARDS RUSHING	78	73
Total Rushing Plays	17	20
Average gain per rushing play	4.6	3.7
NET YARDS PASSING	156	385
Sacks-Yards	3-19	6-33
Gross yards passing	175	418
ATTEMPTS-COMPLETIONS-INTS	30-20-0	47-30-2
Avg. gain per pass play	4.7	7.3
PUNTS NUMBER AND AVG.	10-44.1	6-51.2
Net Punting Average	43.9	41.8
TOTAL RETURN YARDAGE	42	2
No. and Yards Punt Returns	3-36	3-2
No. and Yards Kickoff Returns	0-0	1-25
No. and Yards Int. Returns	2-6	0-0
PENALTIES Number and Yards	2-20	10-97
FUMBLES Number and Lost	1-0	2-1
RED ZONE EFFICIENCY	2-3-67%	2-2-100%
GOAL TO GO EFFICIENCY	2-2-100%	2-2-100%
TIME OF POSSESSION	24:31	35:29



## 2022 GAME RECAPS

WEEK 7

OCT. 23, 2022 | MIAMI GARDENS, FLA.  
HARD ROCK STADIUM  
ATTENDANCE: 66,224 | TV: NBC

PITTSBURGH 10

MIAMI 16

### SCORING SUMMARY

	1	2	3	4	F
Pittsburgh	0	10	0	0	10
Miami	13	3	0	0	16

### SCORING DRIVES

TEAM	QTR	TIME	PLAY (EXTRA POINT) (DRIVE INFO)	PIT	MIA
Dolphins	1	10:45	R.Mostert 8 yd. pass from T.Tagovailoa (J.Sanders kick) (9-71, 4:15)	0	7
Dolphins	1	5:32	J.Sanders 24 yd. Field Goal (8-59, 3:59)	0	10
Dolphins	1	2:27	J.Sanders 42 yd. Field Goal (7-30, 2:12)	0	13
Steelers	2	11:44	C.Boswell 45 yd. Field Goal (12-48, 5:43)	3	13
Steelers	2	1:50	G.Pickens 7 yd. pass from K.Pickett (C.Boswell kick) (13-86, 7:29)	10	13
Dolphins	2	0:02	J.Sanders 47 yd. Field Goal (8-56, 1:48)	10	16

Tua Tagovailoa threw for 261 yards and one touchdown in his return and the Miami Dolphins held on for a 16-10 victory over the Pittsburgh Steelers at Hard Rock Stadium.

On Miami's opening possession, Dolphins fans – still buzzing from Mercury Morris' pregame chant and a hype video featuring both the 1972 and 2022 Dolphins – erupted with each Tagovailoa completion.

First it was 20 yards to wide receiver Jaylen Waddle. Then, a 17-yard completion to Tyreek Hill followed by an 18-yard pass to tight end Mike Gesicki. Three plays later, Tagovailoa found running back Raheem Mostert for an eight-yard touchdown.

Miami maintained the momentum as the defense got stops and the offense continued to move the ball down the field.

Jason Sanders converted field goals of 24 and 42 yards on Miami's next two possessions to extend the lead to 13-0.

The defense matched the offense's intensity, holding Pittsburgh (2-5) to just 35 total yards of offense in the first quarter.

But the Steelers didn't flinch. Facing a 13-point deficit, rookie quarterback Kenny Pickett led back-to-back scoring drives to cut Miami's lead to three, 13-10.

After a 45-yard field goal from Chris Boswell, Pickett orchestrated a methodical 13-play, 86-yard drive capped by a seven-yard touchdown pass to fellow rookie George Pickens with just under two minutes to play in the half.

The Dolphins responded before the break as Sanders nailed a 47-yard field goal, his third of the half, to put Miami ahead 16-10.

In the second half, the Dolphins defense took over. Back-to-back tackles for loss from second-year linebacker Jaelen Phillips helped force a three-and-out on Pittsburgh's opening drive. That was the first of five straight Steelers drives that lasted no longer than five plays and all ended in punts.

Miami called on its defense two more times in the final minutes to help seal the victory and they answered.

On third-and-16, safety Jevon Holland jumped in front of a pass intended for Pittsburgh wide receiver Diontae Johnson. A subsequent three-and-out from Miami's offense put the defense back on the field to get one more game-winning stop.

On the 10th play of a drive that began at the Pittsburgh 13-yard line, third-year cornerback Noah Igbinoghene pulled off an acrobatic, toe-tap interception in the end zone to secure the victory. It was the first interception of his career.

Tagovailoa took the field one last time to kneel out the clock. The crowd roared and the Dolphins held on for their fourth win of the season.

### GAME STATISTICS

#### RUSHING (Att-Yds-TD):

Pittsburgh: N. Harris 17-65, K. Pickett 3-20, J. Warren 2-7, D. Johnson 1-3.

Miami: R. Mostert 16-79, C. Edmonds 7-17, T. Tagovailoa 4-15.

#### PASSING (A-C-Y-TD-I):

Pittsburgh: K. Pickett 44-32-257-1-0.

Miami: T. Tagovailoa 35-21-261-1-0.

#### RECEIVING (Rec-Yds-TD):

Pittsburgh: P. Freiermuth 8-75, G. Pickens 6-61-1, D. Johnson 5-42, C. Claypool 5-41, N. Harris 3-15, J. Warren 2-17, Z. Gentry 2-0, Co. Heyward 1-6.

Miami: T. Hill 7-72, J. Waddle 4-88, R. Mostert 4-30-1, T. Sherfield 3-44, M. Gesicki 3-27.

#### SACKS (Sk-Yds):

Pittsburgh: None.

Miami: J. Phillips 1.5-11.0, C. Wilkins 0.5-0.0.

#### INTERCEPTIONS (Int-Yds):

Pittsburgh: None.

Miami: J. Holland 1-33, Bethel 1-11, N. Igbinoghene 1-0.

#### FORCED FUMBLES:

Pittsburgh: None.

Miami: None.

#### FUMBLE RECOVERIES (No-Yds):

Pittsburgh: None.

Miami: None.

TEAM STATS	PIT	MIA
TOTAL FIRST DOWNS	19	17
By Rushing	4	5
By Passing	14	12
By Penalty	1	0
THIRD DOWN EFFICIENCY	4-14-28.6%	4-14-28.6%
FOURTH DOWN EFFICIENCY	2-2-100.0%	0-1-0.0%
TOTAL NET YARDS	341	372
Total Offensive Plays	69	62
Average gain per offensive play	4.9	6.0
NET YARDS RUSHING	95	111
Total Rushing Plays	23	27
Average gain per rushing play	4.1	4.1
NET YARDS PASSING	246	261
Sacks-Yards	2-11	0-0
Gross yards passing	257	261
ATTEMPTS-COMPLETIONS-INTS	44-32-3	35-21-0
Avg. gain per pass play	5.3	7.5
PUNTS NUMBER AND AVG.	6-41.8	6-42.7
Net Punting Average	41.7	39.5
TOTAL RETURN YARDAGE	19	45
No. and Yards Punt Returns	3-19	1-1
No. and Yards Kickoff Returns	2-35	2-28
No. and Yards Int. Returns	0-0	3-44
PENALTIES Number and Yards	5-40	5-30
FUMBLES Number and Lost	0-0	0-0
RED ZONE EFFICIENCY	1-2-50%	1-3-33%
GOAL TO GO EFFICIENCY	1-1-100%	0-0-0%
TIME OF POSSESSION	33:16	26:44



## 2022 GAME RECAPS

WEEK 8

OCT. 30, 2022 | DETROIT, MI  
FORD FIELD  
ATTENDANCE: 61,447 | TV: CBS

MIAMI 31

DETROIT 27

### SCORING SUMMARY

	1	2	3	4	F
Miami	7	10	14	0	31
Detroit	14	13	0	0	27

### SCORING DRIVES

TEAM	QTR	TIME	PLAY (EXTRA POINT) (DRIVE INFO)	MIA	DET
Lions	1	12:59	Ja.Williams 7 yd. run (M.Badgley kick) (5-75, 2:01)	0	7
Lions	1	5:36	D.Swift 7 yd. pass from J.Goff (M.Badgley kick) (6-78, 2:31)	0	14
Dolphins	1	0:50	J.Waddle 5 yd. pass from T.Tagovailoa (J.Sanders kick) (9-80, 4:46)	7	14
Lions	2	13:46	Ja.Williams 1 yd. run (M.Badgley kick) (6-75, 2:04)	7	21
Dolphins	2	11:30	J.Waddle 29 yd. pass from T.Tagovailoa (J.Sanders kick) (4-75, 2:16)	14	21
Lions	2	7:02	M.Badgley 42 yd. Field Goal (11-51, 4:28)	14	24
Dolphins	2	2:06	J.Sanders 45 yd. Field Goal (11-48, 4:56)	17	24
Lions	2	0:00	M.Badgley 26 yd. Field Goal (11-67, 2:06)	17	27
Dolphins	3	9:11	A.Ingold 1 yd. run (J.Sanders kick) (9-75, 5:49)	24	27
Dolphins	3	0:12	M.Gesicki 11 yd. pass from T.Tagovailoa (J.Sanders kick) (9-67, 5:04)	31	27

The Miami Dolphins offense found a rhythm, totaling 476 yards in a 31-27 victory over the Detroit Lions for their second win in a row.

Quarterback Tua Tagovailoa had one of the best games of his career, throwing for 382 yards and three touchdowns on 29-of-36 passes to overcome a 10-point second-half deficit.

Wide receivers Tyreek Hill and Jaylen Waddle each finished with over 100 yards receiving, with Hill having a game-high 188 yards on 12 receptions. Running back Raheem Mostert added 64 rushing yards on 4.6 yards per carry.

Entering the matchup, Miami had 26 receptions of 20 yards or more, fourth-most in the NFL. Hill had three of his own in the first half, along with 142 receiving yards.

In the second half, Miami's defense held the Lions to zero points and 67 yards as the Dolphins outscored them 14-0 in the final 30 minutes.

The Dolphins struggled early, quickly finding themselves in a 14-0 hole after Detroit scored on its first two drives – a seven-yard rushing touchdown by Jamaal Williams and a seven-yard touchdown catch by fellow running back D'Andre Swift, respectively.

Tagovailoa completed his first seven passes for 72 yards in the Dolphins' first offensive possession, but the drive ended with a fumble at the Detroit 22.

Wide receiver Jaylen Waddle exploded for two touchdown grabs in the first half to get Miami back in the game.

After receiver Tyreek Hill converted a third-and-13 with a 36-yard catch through two defenders, Tagovailoa found Waddle for a five-yard touchdown pass to make it 14-7 at the end of the first quarter.

When the Lions extended their lead to 21-7 early in the second quarter, the Dolphins responded. Tagovailoa heaved a 46-yard pass that Hill went airborne to grab. Waddle capped off the drive with a 29-yard touchdown reception.

Next, both teams traded field goals, with Miami kicker Jason Sanders nailing a 45-yarder. Detroit then hit another field goal as time expired to take a 27-17 lead into halftime.

The Dolphins scored 14 unanswered in the third quarter to take their first lead of the game. Miami opened the half with a nine-play, 75-yard drive that ended with fullback Alec Ingold's first career rushing touchdown. He took a direct snap at the one-yard line for the score.

With 5:28 left in the third, Tagovailoa orchestrated a 67-yard drive that saw him convert a third-and-6 with an 18-yard scramble. Tight end Mike Gesicki put Miami ahead, 31-27, with an 11-yard touchdown grab, his fourth of the season.

In the fourth quarter, the Dolphins' defense stood strong. Defensive lineman Zach Sieler sacked quarterback Jared Goff on third-and-9 to end a Detroit drive, before Goff's pass fell incomplete on fourth-and-1 on the Lions' next possession to effectively end the game.

### GAME STATISTICS

#### RUSHING (Att-Yds-TD):

Miami: R. Mostert 14-64, T. Tagovailoa 5-19, C. Edmonds 4-14, T. Hill 1-7, S. Ahmed 1-2, A. Ingold 1-1-1.  
Detroit: Ja. Williams 10-53-2, C. Moore 1-13, C. Reynolds 2-7, D. Swift 5-6, J. Goff 1-3.

#### PASSING (A-C-Y-TD-I):

Miami: T. Tagovailoa 36-29-382-3-0.  
Detroit: J. Goff 37-27-321-1-0.

#### RECEIVING (Rec-Yds-TD):

Miami: T. Hill 12-188, J. Waddle 8-106-2, M. Gesicki 3-38-1, T. Sherfield 2-25, B. Sanders 2-17, A. Ingold 1-5, R. Mostert 1-3.  
Detroit: A. St. Brown 7-69, D. Swift 5-27-1, T. Hockenson 3-80, K. Raymond 3-76, Ja. Williams 3-23, J. Reynolds 2-14, J. Mitchell 1-14, M. Alexander 1-7, B. Wright 1-6, J. Goff 1-5.

#### SACKS (Sk-Yds):

Miami: Z. Sieler 1.0-10.0.  
Detroit: M. Rodriguez 1.0-8.0, J. Hughes 1.0-5.0.

#### INTERCEPTIONS (Int-Yds):

Miami: None.  
Detroit: None.

#### FORCED FUMBLES:

Miami: None.  
Detroit: K. Joseph 1.

#### FUMBLE RECOVERIES (No-Yds):

Miami: None.  
Detroit: M. Rodriguez 1-2.

TEAM STATS	MIA	DET
<b>TOTAL FIRST DOWNS</b>	<b>27</b>	<b>22</b>
By Rushing	8	7
By Passing	18	13
By Penalty	1	2
<b>THIRD DOWN EFFICIENCY</b>	<b>8-12-66.7%</b>	<b>4-9-44.4%</b>
<b>FOURTH DOWN EFFICIENCY</b>	<b>1-1-100.0%</b>	<b>1-2-50.0%</b>
<b>TOTAL NET YARDS</b>	<b>476</b>	<b>393</b>
Total Offensive Plays	64	57
Average gain per offensive play	7.4	6.9
<b>NET YARDS RUSHING</b>	<b>107</b>	<b>82</b>
Total Rushing Plays	26	19
Average gain per rushing play	4.1	4.3
<b>NET YARDS PASSING</b>	<b>369</b>	<b>311</b>
Sacks-Yards	2-13	1-10
Gross yards passing	382	321
<b>ATTEMPTS-COMPLETIONS-INTS</b>	<b>36-29-0</b>	<b>37-27-0</b>
Avg. gain per pass play	9.7	8.2
<b>PUNTS NUMBER AND AVG.</b>	<b>1-38.0</b>	<b>2-58.5</b>
Net Punting Average	34.0	46.5
<b>TOTAL RETURN YARDAGE</b>	<b>24</b>	<b>4</b>
No. and Yards Punt Returns	2-24	1-4
No. and Yards Kickoff Returns	1-13	1-17
No. and Yards Int. Returns	0-0	0-0
<b>PENALTIES Number and Yards</b>	<b>7-55</b>	<b>6-30</b>
<b>FUMBLES Number and Lost</b>	<b>1-1</b>	<b>0-0</b>
<b>RED ZONE EFFICIENCY</b>	<b>3-3-100%</b>	<b>3-4-75%</b>
<b>GOAL TO GO EFFICIENCY</b>	<b>2-2-100%</b>	<b>2-2-100%</b>
<b>TIME OF POSSESSION</b>	<b>34:22</b>	<b>25:38</b>



## 2022 GAME RECAPS

WEEK 9

NOV. 6, 2022 | CHICAGO, IL  
SOLDIER FIELD  
ATTENDANCE: 62,377 | TV: CBS

MIAMI 35	CHICAGO 32
----------	------------

Quarterback Tua Tagovailoa threw three touchdown passes for the second straight game as the Miami Dolphins grinded out a 35-32 win over the Chicago Bears.

Miami's offense totaled 379 yards, as the NFL's most productive receiving duo, Tyreek Hill and Jaylen Waddle, each finished with a touchdown reception, along with 143 and 85 receiving yards, respectively.

Newly acquired running back Jeff Wilson Jr. shined in his first game as a Dolphin, with 51 rushing yards and a touchdown catch.

But when the offense stalled in the fourth quarter, it was Miami's defense that stepped up. Down 35-32 in the game's final eight minutes, Chicago quarterback Justin Fields had two opportunities to lead game-winning drives.

Instead, linebacker Melvin Ingram recorded Miami's first sack of the game to sabotage a Bears' drive that eventually ended in a punt with 3:10 remaining. When Chicago regained the ball after a Dolphins three-and-out, Fields' pass fell incomplete on fourth-and-10 to seal the game.

Chicago scored 17 points in the first half, but did not keep up with the Dolphins high-flying offense, which led the NFL with 2,455 passing yards entering Sunday's game. Tagovailoa completed his first nine passes for 119 yards on Miami's first two possessions.

Running back Raheem Mostert found the end zone on the Dolphins' opening drive with a one-yard rush. A pass interference call on Chicago gave Miami 32 yards and set up the score.

On the Dolphins' ensuing possession, Hill and Waddle each recorded a catch of 25+ yards, with Hill capping off the drive by snagging a three-yard touchdown reception, his third of the year.

Miami's special teams gave the Dolphins more points in the second quarter when linebacker Jaelan Phillips rushed through the Bears' front to block a punt. Fellow linebacker Andrew Van Ginkel then scooped up the ball for a 25-yard score to put the Dolphins up 21-10. It was the longest blocked punt return for a touchdown in franchise history.

Chicago responded with a lengthy touchdown drive, and Miami's offense got to work once again with less than two minutes left in the first half. Hill eclipsed 1,000 receiving yards for the third consecutive year after a 39-yard catch-and-run down the right sideline. After a missed 29-yard field goal attempt, Miami led 21-17 at halftime. But the Dolphins needed only 2:13 to add to their lead in the second half, going ahead 28-17 on Waddle's 18-yard touchdown catch. Wilson got involved on the drive with a 28-yard rush, tying Miami's longest run from scrimmage this season.

Fields' 61-yard touchdown run cut Miami's lead to three, but the Bears' defense continued to have no answer for the Dolphins. Tagovailoa marched 75 yards down the field on the next possession and tossed his third touchdown pass to Wilson to put the Dolphins up 35-25 with 6:02 left in the third quarter. The Bears scored a touchdown early in the fourth to cut the deficit to three, but they would not score again as Miami held on to win.

### SCORING SUMMARY

	1	2	3	4	F
Miami	7	14	14	0	35
Chicago	3	14	8	7	32

### SCORING DRIVES

TEAM	QTR	TIME	PLAY (EXTRA POINT) (DRIVE INFO)	MIA	CHI
Bears	1	11:03	C.Santos 32 yd. Field Goal (8-61, 3:57)	0	3
Dolphins	1	7:33	R.Mostert 1 yd. run (J.Sanders kick) (6-75, 3:30)	7	3
Bears	2	14:52	C.Kmet 18 yd. pass from J.Fields (C.Santos kick) (15-75, 7:41)	7	10
Dolphins	2	10:39	T.Hill 3 yd. pass from T.Tagovailoa (J.Sanders kick) (7-75, 4:13)	14	10
Dolphins	2	8:25	A.Van Ginkel 25 yd. return of blocked punt (J.Sanders kick)	21	10
Bears	2	1:53	D.Mooney 16 yd. pass from J.Fields (C.Santos kick) (12-75, 6:32)	21	17
Dolphins	3	12:47	J.Waddle 18 yd. pass from T.Tagovailoa (J.Sanders kick) (4-75, 2:13)	28	17
Bears	3	11:20	J.Fields 61 yd. run (J.Fields-T.Wesco pass) (3-66, 1:27)	28	25
Dolphins	3	6:02	J.Wilson 10 yd. pass from T.Tagovailoa (J.Sanders kick) (11-75, 5:18)	35	25
Bears	4	11:38	C.Kmet 4 yd. pass from J.Fields (C.Santos kick) (10-65, 5:24)	35	32

### GAME STATISTICS

#### RUSHING (Att-Yds-TD):

Miami: J. Wilson 9-51, R. Mostert 9-26-1.

Chicago: J. Fields 15-178-1, D. Montgomery 14-36, K. Herbert 7-23, C. Kmet 2-9, C. Claypool 1-4, D. Mooney 1-2.

#### PASSING (A-C-Y-TD-INT):

Miami: T. Tagovailoa 30-21-302-3-0.

Chicago: J. Fields 28-17-123-3-0.

#### RECEIVING (Rec-Yds-TD):

Miami: T. Hill 7-143-1, J. Waddle 5-85-1, T. Sherfield 3-27, J. Wilson 3-21, C. Wilson 2-23, M. Gesicki 1-3.

Chicago: D. Mooney 7-43-1, C. Kmet 5-41-2, C. Claypool 2-13, D. Pettis 1-12, D. Montgomery 1-8, N. Harry 1-6.

#### SACKS (Sk-Yds):

Miami: M. Ingram 1.0-5.0, D. Riley 1.0-2.0.

Chicago: None.

#### INTERCEPTIONS (Int-Yds):

Miami: None.

Chicago: None.

#### FORCED FUMBLES:

Miami: None.

Chicago: None.

#### FUMBLE RECOVERIES (No-Yds):

Miami: None.

Chicago: None.

#### TEAM STATS

	MIA	CHI
<b>TOTAL FIRST DOWNS</b>	<b>21</b>	<b>23</b>
By Rushing	3	15
By Passing	15	7
By Penalty	3	1
<b>THIRD DOWN EFFICIENCY</b>	<b>5-10-50.0%</b>	<b>10-16-62.5%</b>
<b>FOURTH DOWN EFFICIENCY</b>	<b>0-2-0.0%</b>	<b>1-2-50.0%</b>
<b>TOTAL NET YARDS</b>	<b>379</b>	<b>368</b>
Total Offensive Plays	53	70
Average gain per offensive play	7.2	5.3
<b>NET YARDS RUSHING</b>	<b>77</b>	<b>252</b>
Total Rushing Plays	23	40
Average gain per rushing play	3.3	6.3
<b>NET YARDS PASSING</b>	<b>302</b>	<b>116</b>
Sacks-Yards	0-0	2-7
Gross yards passing	302	123
<b>ATTEMPTS-COMPLETIONS-INTS</b>	<b>30-21-0</b>	<b>28-17-0</b>
Avg. gain per pass play	10.1	3.9
<b>PUNTS NUMBER AND AVG.</b>	<b>1-51.0</b>	<b>3-27.7</b>
Net Punting Average	49.0	25.0
<b>TOTAL RETURN YARDAGE</b>	<b>8</b>	<b>2</b>
No. and Yards Punt Returns	1-8	1-2
No. and Yards Kickoff Returns	1-18	1-30
No. and Yards Int. Returns	0-0	0-0
<b>PENALTIES Number and Yards</b>	<b>3-38</b>	<b>4-92</b>
<b>FUMBLES Number and Lost</b>	<b>1-0</b>	<b>0-0</b>
<b>RED ZONE EFFICIENCY</b>	<b>4-6-67%</b>	<b>3-4-75%</b>
<b>GOAL TO GO EFFICIENCY</b>	<b>2-2-100%</b>	<b>1-1-100%</b>
<b>TIME OF POSSESSION</b>	<b>25:14</b>	<b>34:46</b>





## 2022 GAME RECAPS

WEEK 10

NOV. 13, 2022 | MIAMI GARDENS, FLA.  
HARD ROCK STADIUM  
ATTENDANCE: 66,563 | TV: CBS

CLEVELAND 17

MIAMI 39

### SCORING SUMMARY

	1	2	3	4	F
Cleveland	7	0	3	7	17
Miami	7	10	13	9	39

Tua Tagovailoa shined in his third consecutive three-touchdown performance as the Miami Dolphins logged a season-high 195 rushing yards in a dominant 39-17 win over the Cleveland Browns.

After Cleveland scored on the game's opening drive, Miami responded with 24 straight points to take command of the contest.

Running back Jeff Wilson Jr. tallied 17 carries for 119 yards in his second game as a Dolphin while fellow running back Raheem Mostert added eight carries for 65 yards.

Defensively, the Miami defense held Browns running back Nick Chubb to just 63 yards rushing, his second-lowest output this season.

Down 7-0, Tagovailoa orchestrated a scoring drive of his own. On first-and-10 from the Cleveland 13-yard line, Tagovailoa found fullback Alec Ingold who tip-toed down the sideline and dove into the end zone for the touchdown.

On the ensuing possession, a methodical Cleveland drive stalled when defensive tackle Zach Sieler stripped Chubb, and cornerback Xavier Howard recovered the fumble to give the Miami offense a short field.

A 39-yard field goal from Jason Sanders followed by a toe-drag touchdown catch from wide receiver Trent Sherfield extended the Dolphins' lead to 17-7 before the halftime break.

Miami extended its lead once again on the opening possession of the second half, as Raheem Mostert capped a six-play, 70-yard drive with a 24-yard touchdown run, stretching the lead to 24-7.

Cleveland kicker Cade York cut the deficit to 24-10 with a 37-yard field goal, but Miami responded again as Tagovailoa found star wideout Tyreek Hill for his second touchdown reception in as many games to take a 30-10 lead with 37 seconds to play in the third quarter. Tagovailoa finished the day 25-of-32 for 285 yards and a 135.0 passer rating.

After Chubb broke free for a 33-yard touchdown run early in the fourth quarter, Miami did not flinch.

Sanders nailed a 33-yard field goal and Wilson Jr. finished off his first home game as a Dolphin with a thrilling 20-yard touchdown run to seal the 39-17 victory. Wilson Jr. and Mostert averaged an impressive 7.0 and 8.1 yards per carry, respectively.

Browns quarterback Jacoby Brissett finished 22-of-35 for 212 yards and a touchdown and added seven carries for 40 yards.

With the win, which featured zero punts for just the fifth time in franchise history, the Dolphins improved to 7-3 for the first time since 2001.

### GAME STATISTICS

#### RUSHING (Att-Yds-TD):

Cleveland: N. Chubb 11-63-1, J. Brissett 7-40, K. Hunt 6-9,  
Miami: J. Wilson 17-119-1, R. Mostert 8-65-1, S. Ahmed 3-11, S.  
Thompson 3-0, D. Smythe 1-0, T. Tagovailoa 1-0.

#### PASSING (A-C-Y-TD-I):

Cleveland: J. Brissett 35-22-212-1-0.  
Miami: T. Tagovailoa 32-25-385-3-0, S. Thompson 1-1-17-0-0.

#### RECEIVING (Rec-Yds-TD):

Cleveland: D. Peoples-Jones 5-99, A. Cooper 3-32, Dav. Bell 3-24,  
N. Chubb 3-18, H. Bryant 3-15, P. Brown 2-13, K. Hunt 1-10, A.  
Schwartz 1-3, D. Johnson 1-(-2).  
Miami: T. Hill 5-44-1, J. Waddle 4-66, T. Sherfield 4-63-1, A. Ingold  
4-45-1, R. Mostert 4-22, M. Gesicki 2-31, J. Wilson 2-24, C.  
Wilson 1-7.

#### SACKS (Sk-Yds):

Cleveland: D. Jones 0.5-3, G. Newsome 0.5-3.  
Miami: M. Ingram 1.0-9.5, C. Wilkins 1.0-9.5, B. Chubb 0.5-4.0, J.  
Phillips 0.5-4.0.

#### INTERCEPTIONS (Int-Yds):

Cleveland: None.  
Miami: None.

#### FORCED FUMBLES:

Cleveland: None.  
Miami: Z. Sieler 1.

#### FUMBLE RECOVERIES (No-Yds):

Cleveland: None.  
Miami: X. Howard 1-0.

#### TEAM STATS

	CLE	MIA
<b>TOTAL FIRST DOWNS</b>	<b>20</b>	<b>29</b>
By Rushing	7	11
By Passing	10	17
By Penalty	3	1
<b>THIRD DOWN EFFICIENCY</b>	<b>5-12-41.7%</b>	<b>6-11-54.5%</b>
<b>FOURTH DOWN EFFICIENCY</b>	<b>2-5-40.0%</b>	<b>1-2-50.0%</b>
<b>TOTAL NET YARDS</b>	<b>297</b>	<b>491</b>
Total Offensive Plays	62	67
Average gain per offensive play	4.8	7.3
<b>NET YARDS RUSHING</b>	<b>112</b>	<b>195</b>
Total Rushing Plays	24	33
Average gain per rushing play	4.7	5.9
<b>NET YARDS PASSING</b>	<b>185</b>	<b>296</b>
Sacks-Yards	3-27	1-6
Gross yards passing	212	302
<b>ATTEMPTS-COMPLETIONS-INTS</b>	<b>35-22-0</b>	<b>33-26-0</b>
Avg. gain per pass play	4.9	8.7
<b>PUNTS NUMBER AND AVG.</b>	<b>1-41.0</b>	<b>0-0.0</b>
Net Punting Average	33.0	0.0
<b>TOTAL RETURN YARDAGE</b>	<b>0</b>	<b>8</b>
No. and Yards Punt Returns	0-0	1-8
No. and Yards Kickoff Returns	3-95	3-60
No. and Yards Int. Returns	0-0	0-0
<b>PENALTIES Number and Yards</b>	<b>6-52</b>	<b>5-43</b>
FUMBLES Number and Lost	1-1	1-0
<b>RED ZONE EFFICIENCY</b>	<b>1-2-100%</b>	<b>3-5-60%</b>
<b>GOAL TO GO EFFICIENCY</b>	<b>1-1-100%</b>	<b>1-1-100%</b>
<b>TIME OF POSSESSION</b>	<b>26:46</b>	<b>33:14</b>



## 2022 GAME RECAPS

### WEEK 12

NOV. 27, 2022 | MIAMI GARDENS, FLA.  
HARD ROCK STADIUM  
ATTENDANCE: 66,205 | TV: CBS

HOUSTON 15	MIAMI 30
------------	----------

SCORING SUMMARY					
	1	2	3	4	F
Houston	0	0	6	9	15
Miami	10	20	0	0	30

Coming off their bye week, the Miami Dolphins showed no signs of rust as they picked up their fifth straight win with a dominant 30-15 victory over the Houston Texans.

The Dolphins' defense harassed quarterback Kyle Allen all game, holding him to a 67.8 passer rating. Five linebackers – Duke Riley, Elandon Roberts, Bradley Chubb, Jaelan Phillips and Jerome Baker – accounted for all of Miami's sacks.

After taking a 10-0 first quarter lead, the Dolphins pulled away thanks to a 20-point second quarter fueled by the explosive offense and two Houston turnovers.

First, linebacker Andrew Van Ginkel returned an interception 23 yards to the Houston 3. Running back Jeff Wilson Jr. scored a touchdown for the third consecutive game on the next play.

Later in the second, Chubb got to Allen and forced a fumble that Houston recovered. Then defensive backs Kader Kohou and Eric Rowe teamed up to jar the ball loose from tight end Jordan Akins on the next play. Cornerback Xavier Howard scooped it up for a 16-yard score, his fourth career touchdown.

The Texans did not score until the 3:22 mark in the third quarter.

Tagovailoa completed 22 of his 36 passes for 299 yards and a touchdown before he was replaced by Skylar Thompson late in the third quarter as Miami held a comfortable 24-point lead.

Tagovailoa utilized his entire receiving corps, throwing completions to nine different pass-catchers. Wide receiver River Cracraft was one of them, as he tallied a career-high 55 receiving yards.

Kicker Jason Sanders opened the scoring with a 45-yard field goal on Miami's first possession. He made all six of his attempts, including three field goals.

Jaylen Waddle's 22-yard reception on the opening drive gave him the most receiving yards in the first two years of a career in franchise history, surpassing Jarvis Landry's mark of 1,915 from 2014-15. Waddle's 85 receiving yards was tied for the team-high with Tyreek Hill on Sunday.

On the Dolphins' second possession of the game, they scored their first touchdown. Facing pressure from the Houston pass rush on second-and-goal, Tagovailoa scrambled to his left and unleashed a 4-yard touchdown pass to tight end Durham Smythe on the run. It completed an eight-play, 59-yard drive that gave Miami a 10-0 lead.

Miami led 30-0 at halftime, which marked the fourth consecutive game the Dolphins scored 30+ points. They had not done that since the 2009 season.

Running back Dare Ogunbowale scored Houston's first touchdown in the third quarter, as the Texans outscored Miami 15-0 in the second half, but it was not enough.

### GAME STATISTICS

#### RUSHING (Att-Yds-TD):

Houston: D. Ogunbowale 4-14-1, K. Allen 4-12, D. Pierce 5-8, B. Cooks 1-2.

Miami: J. Wilson 13-39-1, M. Gaskin 6-17, S. Thompson 6-5, T. Hill 1-5.

#### PASSING (A-C-Y-TD-Int):

Houston: K. Allen 39-26-215-1-2.

Miami: T. Tagovailoa 36-22-299-1-0.

#### RECEIVING (Rec-Yds-TD):

Houston: N. Collins 6-44, J. Akins 5-61-1, B. Cooks 5-59, D. Pierce 3-8, T. Quitoriano 2-20, C. Moore 2-7, D. Ogunbowale 1-6, P. Dorsett 1-5, R. Burkhead.

Miami: T. Hill 6-85, J. Waddle 5-85, R. Cracraft 4-55, T. Sherfield 2-33, C. Wilson 2-26, J. Wilson 1-13, D. Smythe 1-4-1, M. Gaskin 1-4, A. Ingold 1-0.

#### SACKS (Sk-Yds):

Houston: M. Collins 2-13, C. Kirksey 1-8, J. Hansen 1-6, M. Addison 1-5.

Miami: D. Riley 1-13, B. Chubb 1-9, E. Roberts 1-8, J. Baker 1-7, J. Phillips 1-4.

#### INTERCEPTIONS (Int-Yds):

Houston: None.

Miami: A. Van Ginkel 1-23, V. McKinley 1-17.

#### FORCED FUMBLES:

Houston: None.

Miami: B. Chubb 1, E. Rowe 1, J. Baker 1.

#### FUMBLE RECOVERIES (No-Yds):

Houston: M. Stewart 1-0.

Miami: X. Howard 1-16.

TEAM STATS	HOU	MIAMI
<b>TOTAL FIRST DOWNS</b>	<b>14</b>	<b>25</b>
By Rushing	3	4
By Passing	9	18
By Penalty	2	3
<b>THIRD DOWN EFFICIENCY</b>	<b>2-13-15.4%</b>	<b>4-15-26.7%</b>
<b>FOURTH DOWN EFFICIENCY</b>	<b>1-1-100.0%</b>	<b>1-1-100.0%</b>
<b>TOTAL NET YARDS</b>	<b>210</b>	<b>339</b>
Total Offensive Plays	58	72
Average gain per offensive play	3.6	4.7
<b>NET YARDS RUSHING</b>	<b>36</b>	<b>66</b>
Total Rushing Plays	14	26
Average gain per rushing play	2.6	2.5
<b>NET YARDS PASSING</b>	<b>174</b>	<b>273</b>
Sacks-Yards	5-41	5-32
Gross yards passing	215	305
<b>ATTEMPTS-COMPLETIONS-INTS</b>	<b>39-26-2</b>	<b>41-23-0</b>
Avg. gain per pass play	4.0	5.9
<b>PUNTS NUMBER AND AVG.</b>	<b>7-50.0</b>	<b>6-49.3</b>
Net Punting Average	46.9	32.5
<b>TOTAL RETURN YARDAGE</b>	<b>81</b>	<b>62</b>
No. and Yards Punt Returns	5-81	3-22
No. and Yards Kickoff Returns	2-33	0-0
No. and Yards Int. Returns	0-0	2-40
<b>PENALTIES Number and Yards</b>	<b>5-45</b>	<b>4-35</b>
<b>FUMBLES Number and Lost</b>	<b>3-1</b>	<b>1-1</b>
<b>RED ZONE EFFICIENCY</b>	<b>1-2-50%</b>	<b>2-5-40%</b>
<b>GOAL TO GO EFFICIENCY</b>	<b>1-1-100%</b>	<b>2-3-67%</b>
<b>TIME OF POSSESSION</b>	<b>27:33</b>	<b>32:27</b>



## 2022 GAME RECAPS

WEEK 13

DEC. 4, 2022 | SANTA CLARA, CA.  
LEVI'S STADIUM  
ATTENDANCE: 71,732 | TV: CBS

MIAMI 17

SAN FRANCISCO 33

### SCORING SUMMARY

	1	2	3	4	F
Miami	7	14	14	0	35
San Francisco	3	14	8	7	32

### SCORING DRIVES

TEAM	QTR	TIME	PLAY (EXTRA POINT) (DRIVE INFO)	MIA	SF
Dolphins	1	14:50	T.Sherfield 75 yd. pass from T.Tagovailoa (J.Sanders kick) (1-75, 0:10)	7	0
49ers	1	10:37	R.Gould 47 yd. Field Goal (9-54, 4:13)	7	3
49ers	1	4:52	K.Juszczyk 3 yd. pass from B.Purdy (R.Gould kick) (9-54, 4:38)	7	10
Dolphins	2	10:14	J.Sanders 43 yd. Field Goal (12-65, 5:37)	10	10
49ers	2	0:04	C.McCaffrey 3 yd. pass from B.Purdy (R.Gould kick) (11-76, 2:44)	10	17
49ers	3	2:52	R.Gould 43 yd. Field Goal (12-39, 7:09)	10	20
49ers	3	1:14	R.Gould 36 yd. Field Goal (4-7, 1:31)	10	23
Dolphins	4	14:28	T.Hill 45 yd. pass from T.Tagovailoa (J.Sanders kick) (4-75, 1:46)	17	23
49ers	4	2:03	R.Gould 48 yd. Field Goal (10-34, 3:57)	17	26
49ers	4	1:53	D. Greenlaw 23 yd. fumble return (R. Gould kick)	17	33

The Miami Dolphins five-game win streak ended with a 33-17 loss to the San Francisco 49ers. Quarterback Tua Tagovailoa threw for 295 yards and two touchdowns but the Dolphins could not complete a fourth quarter comeback as Miami came up short in a battle between two teams riding long win streaks.

The Dolphins needed just 10 seconds and one play to put points on the board as Tagovailoa found former San Francisco wide receiver Trent Sherfield for a 75-yard touchdown pass on the opening play from scrimmage. But in a matchup between two of the league's best units, a dominant 49ers defense against a dynamic Dolphins offense, it was San Francisco that controlled the contest the rest of the way.

After the first-play fireworks, a 47-yard field goal from Robbie Gould and a three-yard touchdown pass from quarterback Brock Purdy to fullback Kyle Juszczyk gave the 49ers a 10-7 lead with 4:52 left in the first quarter.

Jason Sanders tied the game with a 43-yard field goal of his own, but Purdy, who replaced starting quarterback Jimmy Garoppolo early in the first quarter, found running back Christian McCaffrey for a three-yard score with four seconds remaining on the clock to take a 17-10 lead into halftime.

Down seven heading into the third quarter, the Dolphins faced an uphill battle against a San Francisco defense that had given up zero second-half points in its last four games. That trend continued for the next 15 minutes of action as Miami failed to score and Gould knocked through two more field goals to give the hosts a 23-10 advantage.

Tagovailoa found wide receiver Tyreek Hill for a 19-yard gain on the first play of the fourth quarter and a 45-yard touchdown pass down the middle of the field on the next, to cut the Dolphins' deficit to six, 23-17, with 14:28 to play in the game.

The 49ers' next possession stalled, giving Tagovailoa and the offense an opportunity to take the lead. Facing a fourth-and-one decision at his own 19-yard-line, Tagovailoa found Hill for a gutsy nine-yard completion to keep the drive alive. Miami moved the ball down to the 49ers' 36-yard line but this time, Tagovailoa's fourth-down attempt to tight end Mike Gesicki fell incomplete.

Gould then nailed a 48-yard field goal, his fourth of the game, to push San Francisco's lead back to two scores. San Francisco linebacker Dre Greenlaw returned a fumble 23 yards for a touchdown on the following possession, all but ending Miami's comeback hopes.

Hill finished with nine receptions for 146 yards and a touchdown in his sixth 100-yard outing of the season. Defensively, cornerback Xavier Howard recorded his 28th career interception and defensive tackle Christian Wilkins tallied a career-high 12 tackles.

Purdy threw for 210 yards, two touchdowns, and an interception while McCaffrey led the 49ers in rushing and receiving, accounting for 146 total yards and one touchdown.

### GAME STATISTICS

#### RUSHING (Att-Yds-TD):

Miami: R. Mostert 7-30, J. Wilson 1-3.  
San Francisco: C. McCaffrey 17-66, J. Mason 8-51, D. Samuel 4-5, K. Juszczyk 1-0, B. Purdy 4-(-1).

#### PASSING (A-C-Y-TD-Int):

Miami: T. Tagovailoa 33-18-295-2-2, S. Thompson 10-0-0-0-1.  
San Francisco: B. Purdy 37-25-210-2-1, J. Garoppolo 4-2-56-0-0.

#### RECEIVING (Rec-Yds-TD):

Miami: T. Hill 9-146-1, A. Ingold 3-15, R. Cracraft 2-29, D. Smythe 2-21, T. Sherfield 1-75-1, J. Waddle 1-9.  
San Francisco: C. McCaffrey 8-80-1, D. Samuel 5-58, B. Aiyuk 5-46, K. Juszczyk 3-12-1, J. Jennings 2-34, G. Kittle 2-22, T. Kroft 1-14.

#### SACKS (Sk-Yds):

Miami: M. Ingram 1.0-11, B. Chubb 1.0-8, J. Baker 0.5-5, J. Phillips 0.5-5, Z. Sieler 0.5-3.5, A. Van Ginkel 0.5-3.5.  
San Francisco: N. Bosa 3.0-20.

#### INTERCEPTIONS (Int-Yds):

Miami: X. Howard 1-0.  
San Francisco: F. Warner 1-20, D. Lenoir, 1-8, J. Ward 1-0.

#### FORCED FUMBLES:

Miami: C. Wilkins 1.  
San Francisco: N. Bosa 1.

#### FUMBLE RECOVERIES (No-Yds):

Miami: None.  
San Francisco: D. Greenlaw 1-23-1.

TEAM STATS	MIA	SF
TOTAL FIRST DOWNS	14	24
By Rushing	2	6
By Passing	11	15
By Penalty	1	3
THIRD DOWN EFFICIENCY	0-7-0.0%	8-19-42.1%
FOURTH DOWN EFFICIENCY	1-2-50.0%	1-2-50.0%
TOTAL NET YARDS	308	351
Total Offensive Plays	45	79
Average gain per offensive play	6.8	4.4
NET YARDS RUSHING	33	121
Total Rushing Plays	8	34
Average gain per rushing play	4.1	3.6
NET YARDS PASSING	275	230
Sacks-Yards	3-20	4-36
Gross yards passing	295	266
ATTEMPTS-COMPLETIONS-INTS	34-18-3	41-27-1
Avg. gain per pass play	7.4	5.1
PUNTS NUMBER AND AVG.	4-51.5	4-44.5
Net Punting Average	43.0	39.3
TOTAL RETURN YARDAGE	21	62
No. and Yards Punt Returns	2-21	2-34
No. and Yards Kickoff Returns	2-24	2-50
No. and Yards Int. Returns	1-0	3-28
PENALTIES Number and Yards	8-68	4-45
FUMBLES Number and Lost	1-1	1-0
RED ZONE EFFICIENCY	0-1-0%	2-5-40%
GOAL TO GO EFFICIENCY	0-0-0%	2-2-100%
TIME OF POSSESSION	19:26	40:34



## 2022 GAME RECAPS

WEEK 14

DEC. 11, 2022 | INGLEWOOD, CALIF.  
SOFI STADIUM  
ATTENDANCE: 70,240 | TV: NBC

MIAMI 17	L.A. CHARGERS 23
----------	------------------

The Miami Dolphins dropped their second straight game with a loss against the Los Angeles Chargers, 23-17, at SoFi Stadium.

Kicker Jason Sanders nailed a clutch 55-yard field goal with 1:10 remaining to make it a one possession game, but Los Angeles recovered the onside kick on the next play to seal the win.

The Dolphins made several key defensive stops throughout the game, as they recorded four sacks and allowed just six points in the second half.

While Miami was able to limit the damage, Los Angeles quarterback Justin Herbert still had a big night. The Oregon product passed for 367 yards and one touchdown as the Chargers outgained the Dolphins 432-219. Los Angeles also dominated time of possession, controlling the ball for 19:16 more than the Dolphins.

Miami's offense struggled against the Chargers defense, which generated constant pressure. Quarterback Tua Tagovailoa completed 10 of his 28 passes for 145 yards and one touchdown, a 60-yard deep ball to receiver Tyreek Hill.

Hill led the offensive charge on Sunday with 81 receiving yards on four receptions, including a receiving touchdown. His first catch, a 13-yard reception over the middle of the field, broke the single season franchise record for receiving yards set by Mark Clayton in 1984 (1,389 yards).

Miami's offense started slow, but its defense stepped up with several big plays to prevent Los Angeles from pulling away.

When the Chargers threatened on their first possession, cornerback Kader Kohou forced a turnover on downs in the red zone by tackling receiver DeAndre Carter on the left sideline.

Defensive tackle Christian Wilkins sabotaged Los Angeles' next drive by sacking Herbert for a six-yard loss. The Chargers settled for a 33-yard field goal. Wilkins, one week removed from recording a career-high 12 tackles, constantly disrupted the line of scrimmage in the first quarter with four tackles, including two tackles for loss and his sack.

The Chargers finally found the end zone in the second quarter to go up 10-0, but Miami responded thanks to a bizarre play. After Los Angeles forced a fumble on second down, left tackle Terron Armstead dove on the ball and scooted it into the hands of Hill, who immediately took off for a 57-yard touchdown.

However, running back Austin Ekeler rushed for a one-yard touchdown just before halftime to give Los Angeles a 17-7 lead at the break.

Miami narrowed the deficit to three in the third quarter with a five-play, 75-yard touchdown drive in 2:42. Once again, Hill scored on a 60-yard run-and-catch after beating his man in single coverage down the right sideline.

While the Chargers only scored six points in the second half, Cameron Dicker's field goals of 31 and 28 yards were enough to hold off Miami.

SCORING SUMMARY					
	1	2	3	4	F
Miami	0	7	7	3	17
L.A. Chargers	0	17	3	3	23

SCORING DRIVES						
TEAM	QTR	TIME	PLAY (EXTRA POINT)	(DRIVE INFO)	MIA	LAC
Chargers	2	14:14	C.Dicker 33 yd. Field Goal (8-42, 3:22)		0	3
Chargers	2	9:49	M.Williams 10 yd. pass from J.Herbert (C.Dicker kick) (5-43, 2:52)		0	10
Dolphins	2	8:45	T.Hill 57 yd. fumble recovery (J.Sanders kick) (3-75, 1:04)		7	10
Chargers	2	0:18	A.Ekeler 1 yd. run (C.Dicker kick) (13-90, 3:45)		7	17
Dolphins	3	6:23	T.Hill 60 yd. pass from T.Tagovailoa (J.Sanders kick) (5-76, 2:42)		14	17
Chargers	3	4:18	C.Dicker 31 yd. Field Goal (6-62, 2:05)		14	20
Chargers	4	2:40	C.Dicker 28 yd. Field Goal (17-79, 8:39)		14	23
Dolphins	4	1:10	J.Sanders 55 yd. Field Goal (7-38, 1:30)		17	23

## GAME STATISTICS

	MIA	LAC
<strong>RUSHING (Att-Yds-TD):</strong>		
Miami: R. Mostert 11-37, T. Tagovailoa 3-28, J. Wilson 4-26, S. Ahmed 1-1.		
L.A. Chargers: A. Ekeler 15-45-1, J. Kelley 4-29, J. Herbert 4-8.		
<strong>PASSING (A-C-Y-TD-INT):</strong>		
Miami: T. Tagovailoa 28-10-145-1-0.		
L.A. Chargers: J. Herbert 51-39-367-1-0.		
<strong>RECEIVING (Rec-Yds-TD):</strong>		
Miami: T. Hill 4-81-1, J. Waddle 2-31, C. Wilson 2-19, T. Sherfield 1-7, R. Mostert 1-7.		
L.A. Chargers: K. Allen 12-92, A. Ekeler 8-59, M. Williams 6-116-1, G. Everett 5-28, J. Palmer 4-53, S. Smartt 1-8, J. Kelley 1-6, T. McKitty 1-5.		
<strong>SACKS (Sk-Yds):</strong>		
Miami: J. Phillips 1.0-6, C. Wilkins 1.0-6, E. Rowe 1.0-4, J. Baker 1.0-1.		
L.A. Chargers: M. Fox 1.0-12, K. Van Noy 1.0-6.		
<strong>INTERCEPTIONS (Int-Yds):</strong>		
Miami: None.		
L.A. Chargers: None.		
<strong>FORCED FUMBLES:</strong>		
Miami: None.		
L.A. Chargers: A. Gilman 1.		
<strong>FUMBLE RECOVERIES (No-Yds):</strong>		
Miami: T. Hill 1-57-1.		
L.A. Chargers: None.		
<strong>TEAM STATS</strong>		
<strong>TOTAL FIRST DOWNS</strong>	<strong>14</strong>	<strong>24</strong>
By Rushing	6	6
By Passing	6	16
By Penalty	2	2
<strong>THIRD DOWN EFFICIENCY</strong>	<strong>3-11-27.3%</strong>	<strong>9-18-50.0%</strong>
<strong>FOURTH DOWN EFFICIENCY</strong>	<strong>0-0-0.0%</strong>	<strong>1-2-50.0%</strong>
<strong>TOTAL NET YARDS</strong>	<strong>219</strong>	<strong>432</strong>
Total Offensive Plays	49	78
Average gain per offensive play	4.5	5.5
<strong>NET YARDS RUSHING</strong>	<strong>92</strong>	<strong>82</strong>
Total Rushing Plays	19	23
Average gain per rushing play	4.8	3.6
<strong>NET YARDS PASSING</strong>	<strong>127</strong>	<strong>350</strong>
Sacks-Yards	2-18	4-17
Gross yards passing	145	367
<strong>ATTEMPTS-COMPLETIONS-INTS</strong>	<strong>28-10-0</strong>	<strong>51-39-0</strong>
Avg. gain per pass play	4.2	6.4
<strong>PUNTS NUMBER AND AVG.</strong>	<strong>7-46.7</strong>	<strong>4-44.0</strong>
Net Punting Average	43.4	44.0
<strong>TOTAL RETURN YARDAGE</strong>	<strong>0</strong>	<strong>23</strong>
No. and Yards Punt Returns	0-0	2-23
No. and Yards Kickoff Returns	0-0	0-0
No. and Yards Int. Returns	0-0	0-0
<strong>PENALTIES Number and Yards</strong>	<strong>6-50</strong>	<strong>6-40</strong>
FUMBLES Number and Lost	1-0	1-0
<strong>RED ZONE EFFICIENCY</strong>	<strong>0-0-0%</strong>	<strong>2-6-33%</strong>
<strong>GOAL TO GO EFFICIENCY</strong>	<strong>0-0-0%</strong>	<strong>1-3-33%</strong>
<strong>TIME OF POSSESSION</strong>	<strong>20:22</strong>	<strong>39:38</strong>



## National Football League Game Summary

NFL Copyright © 2022 by The National Football League. All rights reserved. This summary and play-by-play is for the express purpose of assisting media in their coverage of the game; any other use of this material is prohibited without the written permission of the National Football League.

Date: Sunday, 12/11/2022

### Miami Dolphins at Los Angeles Chargers

Start Time: 5:23 PM PST

at SoFi Stadium, Inglewood, CA

#### Game Day Weather

Temp: 53° F (11.7° C) Humidity: 20%, Wind: W 15 mph

Played Open Stadium on Turf: Matrix Turf

Wind Chill: 45

#### Officials

Referee: Novak, Scott (1)

Umpire: George, Ramon (128)

Down Judge: Bowers, Derick (74)

Line Judge: Coleman IV, Walt (65)

Field Judge: Boger, Trawick (2)

Side Judge: Meslow, David (118)

Back Judge: Miles, Terrence (111)

Replay Official: Sumstine, Matt (0)

#### Lineups

##### Miami Dolphins

Offense	Defense
WR 17 J.Waddle	DE 94 C.Wilkins
LT 72 T.Armstead	NT 98 R.Davis
LG 65 R.Jones	DE 92 Z.Sieler
C 58 C.Williams	LB 15 J.Phillips
RG 68 R.Hunt	LB 52 E.Roberts
RT 71 B.Shell	LB 55 J.Baker
TE 81 D.Smythe	LB 2 B.Chubb
FB 30 A.Ingold	CB 25 X.Howard
WR 10 T.Hill	CB 28 K.Kohou
QB 1 T.Tagovailoa	S 21 E.Rowe
RB 31 R.Mostert	S 8 J.Holland

##### Los Angeles Chargers

Offense	Defense
TE 88 T.McKitty	EDGE 52 K.Mack
LT 68 J.Salyer	DL 56 M.Fox
LG 71 M.Feller	DL 96 B.Fehoko
C 63 C.Linsley	EDGE 8 K.Van Noy
RG 77 Z.Johnson	LB 49 D.Tranquill
RT 73 F.Sarell	LB 9 K.Murray
TE 7 G.Everett	CB 43 M.Davis
WR 81 M.Williams	CB 26 A.Samuel
QB 10 J.Herbert	S 24 N.Adderley
WR 13 K.Allen	S 32 A.Gilman
RB 30 A.Ekeler	DB 36 J.Taylor

#### Substitutions

P 4 T.Morstead, LB 6 M.Ingram, K 7 J.Sanders, WR 11 C.Wilson, WR 14 T.Sherfield, CB 20 J.Bethel, DB 22 E.Campbell, RB 23 J.Wilson, RB 26 S.Ahmed, DB 27 K.Crossen, S 32 V.McKinley, LB 41 C.Tindall, S 42 C.Fejedelem, LB 43 A.Van Ginkel, LS 44 B.Ferguson, LB 45 D.Riley, LB 49 S.Eguavoen, OL 63 M.Deliter, T 75 G.Little, DT 77 J.Jenkins, TE 80 T.Conner, WR 83 F.Swain, TE 88 M.Gesicki, DT 96 J.Zimmer

#### Substitutions

WR 1 D.Carter, WR 5 J.Palmer, K 15 C.Dicker, P 16 J.Scott, S 22 J.Woods, RB 25 J.Kelley, RB 28 I.Spiller, LB 31 N.Niemann, DB 33 D.Leonard, CB 37 K.Hall, FB 40 Z.Horvath, S 41 R.Layne, LB 42 T.Reeder, LS 47 J.Harris, TE 48 S.Smartt, LB 57 A.Ogbongbemiga, OLB 59 D.Tuszka, G/T 64 B.Jaimes, T 74 S.Norton, C/G 76 W.Clapp, WR 83 M.Bandy, DL 90 T.Davison, DL 91 C.Hinton, DL 92 J.Gaziano, OLB 94 C.Rumph

#### Did Not Play

QB 19 S.Thompson, T 79 E.Fisher

#### Did Not Play

QB 4 C.Daniel

#### Not Active

RB 3 M.Gaskin, QB 5 T.Bridgewater, CB 9 N.Igbinoghene, WR 18 E.Ezukanma, TE 84 H.Long, WR 85 R.Cracraft

#### Not Active

QB 2 E.Stick, S 3 D.James, WR 11 J.Moore, RB 20 S.Michel, CB 23 B.Callahan, DL 69 S.Joseph, T 79 T.Pipkins

#### Field Goals (made ) & missed)

J.Sanders	(55)	C.Dicker	(33)	(31)	(28)	
		1	2	3	4	OT
VISITOR:	Miami Dolphins	0	7	7	3	0
HOME:	Los Angeles Chargers	0	17	3	3	0

#### Scoring Plays

Team	Qtr	Time	Play Description (Extra Point) (Drive Info)	Visitor	Home
Chargers	2	14:14	C.Dicker 33 yd. Field Goal (8-42, 3:22)	0	3
Chargers	2	9:49	M.Williams 10 yd. pass from J.Herbert (C.Dicker kick) (5-43, 2:52)	0	10
Dolphins	2	8:45	T.Hill 57 yd. fumble recovery (J.Sanders kick) (3-75, 1:04)	7	10
Chargers	2	0:18	A.Ekeler 1 yd. run (C.Dicker kick) (13-90, 3:45)	7	17
Dolphins	3	6:23	T.Hill 60 yd. pass from T.Tagovailoa (J.Sanders kick) (5-76, 2:42)	14	17
Chargers	3	4:18	C.Dicker 31 yd. Field Goal (6-62, 2:05)	14	20
Chargers	4	2:40	C.Dicker 28 yd. Field Goal (17-79, 8:39)	14	23
Dolphins	4	1:10	J.Sanders 55 yd. Field Goal (7-38, 1:30)	17	23
Paid Attendance: 70,240				Time: 3:06	



Miami Dolphins vs Los Angeles Chargers  
12/11/2022 at SoFi Stadium

Final Individual Statistics

Miami Dolphins										Los Angeles Chargers											
RUSHING		ATT		YDS	AVG	LG	TD		RUSHING		ATT		YDS	AVG	LG	TD					
R.Mostert		11		37	3.4	13	0		A.Ekeler		15		45	3.0	12	1					
T.Tagovailoa		3		28	9.3	14	0		J.Kelley		4		29	7.3	22	0					
J.Wilson		4		26	6.5	20	0		J.Herbert		4		8	2.0	10	0					
S.Ahmed		1		1	1.0	1	0														
Total		19		92	4.8	20	0		Total		23		82	3.6	22	1					
PASSING		ATT		CMP	YDS	SK/YD	TD	LG	IN	RT	PASSING		ATT		CMP	YDS	SK/YD	TD	LG	IN	RT
T.Tagovailoa		28		10	145	2/18	1	60	0	65.3	J.Herbert		51		39	367	4/17	1	55	0	102.3
Total		28		10	145	2/18	1	60	0	65.3	Total		51		39	367	4/17	1	55	0	102.3
PASS RECEIVING		TAR		REC	YDS	AVG	LG	TD		PASS RECEIVING		TAR		REC	YDS	AVG	LG	TD			
T.Hill		10		4	81	20.3	60	1		K.Allen		14		12	92	7.7	18	0			
J.Waddle		4		2	31	15.5	19	0		A.Ekeler		8		8	59	7.4	21	0			
C.Wilson		2		2	19	9.5	12	0		M.Williams		6		6	116	19.3	55	1			
T.Sherfield		4		1	7	7.0	7	0		G.Everett		8		5	28	5.6	11	0			
R.Mostert		1		1	7	7.0	7	0		J.Palmer		6		4	53	13.3	18	0			
M.Gesicki		2		0	0	0.0	0	0		S.Smartt		1		1	8	8.0	8	0			
A.Ingold		1		0	0	0.0	0	0		J.Kelley		2		1	6	6.0	6	0			
										T.McKitty		1		1	5	5.0	5	0			
										D.Carter		2		1	0	0.0	0	0			
Total		24		10	145	14.5	60	1		Total		48		39	367	9.4	55	1			
INTERCEPTIONS		NO		YDS	AVG	LG	TD		INTERCEPTIONS		NO		YDS	AVG	LG	TD					
Total		0		0	0	0	0		Total		0		0	0	0	0					
PUNTING		NO		YDS	AVG	NET	TB	IN20	LG	PUNTING		NO		YDS	AVG	NET	TB	IN20	LG		
T.Morstead		7		327	46.7	43.4	0	4	55	J.Scott		4		176	44.0	44.0	0	0	55		
Total		7		327	46.7	43.4	0	4	55	Total		4		176	44.0	44.0	0	0	55		
PUNT RETURNS		NO		YDS	AVG	FC	LG	TD		PUNT RETURNS		NO		YDS	AVG	FC	LG	TD			
C.Wilson		0		0	0.0	4	0	0		D.Carter		2		23	11.5	4	23	0			
										[DOWNED]		1		0	0.0	0	0	0			
Total		0		0	0.0	4	0	0		Total		2		23	11.5	4	23	0			
KICKOFF RETURNS		NO		YDS	AVG	FC	LG	TD		KICKOFF RETURNS		NO		YDS	AVG	FC	LG	TD			
[TOUCHBACK]		6		0	0.0	0	0	0		[TOUCHBACK]		3		0	0.0	0	0	0			
Total		0		0	0.0	0	0	0		Total		0		0	0.0	0	0	0			
Miami Dolphins FUMBLES										Los Angeles Chargers FUMBLES											
				FUM	LOST	OWN-REC		YDS	TD	FORCED	OPP-REC	YDS	TD	OUT-BDS							
J.Wilson				1	0	0		0	0	0	0	0	0	0	0						
T.Hill				0	0	1		57	1	0	0	0	0	0	0						
Total				1	0	1		57	1	0	0	0	0	0	0						
Los Angeles Chargers FUMBLES										Miami Dolphins FUMBLES											
				FUM	LOST	OWN-REC		YDS	TD	FORCED	OPP-REC	YDS	TD	OUT-BDS							
J.Herbert				1	0	1		0	0	0	0	0	0	0							
A.Gilman				0	0	0		0	0	1	0	0	0	0							
Total				1	0	1		0	0	1	0	0	0	0							





Miami Dolphins vs Los Angeles Chargers  
12/11/2022 at SoFi Stadium

## Final Team Statistics

	Visitor Dolphins	Home Chargers
<b>TOTAL FIRST DOWNS</b>	14	24
By Rushing	6	6
By Passing	6	16
By Penalty	2	2
<b>THIRD DOWN EFFICIENCY</b>	3-11-27.3%	9-18-50.0%
<b>FOURTH DOWN EFFICIENCY</b>	0-0-0.0%	1-2-50.0%
<b>TOTAL NET YARDS</b>	219	432
Total Offensive Plays (inc. times thrown passing)	49	78
Average gain per offensive play	4.5	5.5
<b>NET YARDS RUSHING</b>	92	82
Total Rushing Plays	19	23
Average gain per rushing play	4.8	3.6
Tackles for a loss-number and yards	1-3	2-2
<b>NET YARDS PASSING</b>	127	350
Times thrown - yards lost attempting to pass	2-18	4-17
Gross yards passing	145	367
<b>PASS ATTEMPTS-COMPLETIONS-HAD INTERCEPTED</b>	28-10-0	51-39-0
Avg gain per pass play (inc.# thrown passing)	4.2	6.4
<b>KICKOFFS Number-In End Zone-Touchbacks</b>	4-3-3	6-6-6
<b>PUNTS Number and Average</b>	7-46.7	4-44.0
Had Blocked	0	0
<b>FGs - PATs Had Blocked</b>	0-0	0-0
<b>Net Punting Average</b>	43.4	44.0
<b>TOTAL RETURN YARDAGE (Not Including Kickoffs)</b>	0	23
No. and Yards Punt Returns	0-0	2-23
No. and Yards Kickoff Returns	0-0	0-0
No. and Yards Interception Returns	0-0	0-0
<b>PENALTIES Number and Yards</b>	6-50	6-40
<b>FUMBLES Number and Lost</b>	1-0	1-0
<b>TOUCHDOWNS</b>	2	2
Rushing	0	1
Passing	1	1
Fumbles	1	0
<b>EXTRA POINTS Made-Attempts</b>	2-2	2-2
Kicking Made-Attempts	2-2	2-2
<b>FIELD GOALS Made-Attempts</b>	1-1	3-3
<b>RED ZONE EFFICIENCY</b>	0-0-0%	2-6-33%
<b>GOAL TO GO EFFICIENCY</b>	0-0-0%	1-3-33%
<b>SAFETIES</b>	0	0
<b>FINAL SCORE</b>	17	23
<b>TIME OF POSSESSION</b>	20:22	39:38



Miami Dolphins vs Los Angeles Chargers  
12/11/2022 at SoFi Stadium

## Ball Possession And Drive Chart

### Miami Dolphins

#	Time Recd	Time Lost	Time Poss	How Ball Obtained	Drive Began	# Play	Yds Gain	Yds Pen	Net Yds	1st Down	Last Scrm	How Given Up
1	15:00	14:37	0:23	Kickoff	MIA 25	3	0	0	0	0	MIA 25	Punt
2	5:58	2:36	3:22	Downs	MIA 2	6	14	-5	9	1	MIA 11	Punt
3	14:14	12:41	1:33	Kickoff	MIA 25	3	-9	0	-9	0	MIA 16	Punt
4	9:49	8:45	1:04	Kickoff	MIA 25	3	65	10	75	2	MIA 41	Touchdown
5	6:22	4:03	2:19	Punt	MIA 14	7	33	-5	28	2	MIA 42	Punt
6	0:18	0:00	0:18	Kickoff	MIA 25	2	8	0	8	0	MIA 25	End of Half
7	13:32	12:37	0:55	Punt	MIA 35	3	1	0	1	0	MIA 36	Punt
8	9:05	6:23	2:42	Punt	MIA 24	5	76	0	76	2	MIA 40	Touchdown
9	4:18	1:35	2:43	Kickoff	MIA 25	5	15	0	15	2	MIA 40	Punt
10	14:52	11:19	3:33	Punt	MIA 26	6	39	-10	29	2	LAC 45	Punt
11	2:40	1:10	1:30	Kickoff	MIA 25	7	33	5	38	3	LAC 37	Field Goal

(251) Average MIA 23

### Los Angeles Chargers

#	Time Recd	Time Lost	Time Poss	How Ball Obtained	Drive Began	# Play	Yds Gain	Yds Pen	Net Yds	1st Down	Last Scrm	How Given Up
1	14:37	5:58	8:39	Punt	LAC 20	15	73	5	78	6	* MIA 2	Downs
2	2:36	14:14	3:22	Punt	LAC 43	8	42	0	42	2	* MIA 15	Field Goal
3	12:41	9:49	2:52	Punt	MIA 43	5	43	0	43	2	* MIA 10	Touchdown
4	8:45	6:22	2:23	Kickoff	LAC 25	3	1	-5	-4	0	LAC 21	Punt
5	4:03	0:18	3:45	Punt	LAC 10	13	90	0	90	6	* MIA 1	Touchdown
6	15:00	13:32	1:28	Kickoff	LAC 25	3	11	-5	6	0	LAC 31	Punt
7	12:37	9:05	3:32	Punt	LAC 17	6	19	5	24	1	LAC 41	Punt
8	6:23	4:18	2:05	Kickoff	LAC 25	6	67	-5	62	1	* MIA 13	Field Goal
9	1:35	14:52	1:43	Punt	LAC 13	3	9	0	9	0	LAC 22	Punt
10	11:19	2:40	8:39	Punt	LAC 11	17	79	0	79	6	* MIA 10	Field Goal
11	1:10	0:00	1:10	Kickoff	LAC 49	2	-2	0	-2	0	LAC 48	End of Game

(295) Average LAC 27

\* inside opponent's 20

### Time of Possession by Quarter

Visitor	1st	2nd	3rd	4th	OT	Total
Miami Dolphins	3:45	5:14	6:20	5:03		20:22
Home Los Angeles Chargers	11:15	9:46	8:40	9:57		39:38

### Kickoff Drive No.-Start Average

Dolphins: 6 - MIA 25

Chargers: 3 - LAC 25



Miami Dolphins vs Los Angeles Chargers  
12/11/2022 at SoFi Stadium

## Final Defensive Statistics

Miami Dolphins	Regular Defensive Plays											Special Teams					Misc			
	TKL	AST	COMB	SK	/ YDS	TFL	Q	IN	PD	FF	FR	TKL	AST	FF	FR	BL	TKL	AST	FF	FR
J.Baker	6	5	11	1	1	2	1	0	0	0	0	0	0	0	0	0	0	0	0	0
C.Wilkins	6	3	9	1	6	2	1	0	0	0	0	0	0	0	0	0	0	0	0	0
E.Rowe	7	1	8	1	4	2	1	0	0	0	0	0	0	0	0	0	0	0	0	0
K.Kohou	6	2	8	0	0	0	0	0	0	0	0	0	0	0	0	0	0	0	0	0
E.Roberts	6	0	6	0	0	0	0	0	0	0	0	0	0	0	0	0	0	0	0	0
J.Phillips	4	2	6	1	6	2	1	0	0	0	0	0	0	0	0	0	0	0	0	0
Z.Sieler	3	3	6	0	0	0	0	0	0	0	0	0	0	0	0	0	0	0	0	0
J.Holland	3	2	5	0	0	0	0	0	0	0	0	0	0	0	0	0	0	0	0	0
X.Howard	2	2	4	0	0	0	0	0	0	0	0	0	0	0	0	0	0	0	0	0
K.Crossen	2	1	3	0	0	0	0	0	0	0	0	0	0	0	0	0	0	0	0	0
A.Van Ginkel	1	1	2	0	0	1	0	0	0	0	0	1	0	0	0	0	0	0	0	0
B.Chubb	1	0	1	0	0	0	3	0	0	0	0	0	0	0	0	0	0	0	0	0
E.Campbell	1	0	1	0	0	0	0	0	0	0	0	1	0	0	0	0	0	0	0	0
R.Davis	1	0	1	0	0	0	0	0	0	0	0	0	0	0	0	0	0	0	0	0
J.Jenkins	1	0	1	0	0	0	0	0	0	0	0	0	0	0	0	0	0	0	0	0
T.Hill	0	0	0	0	0	0	0	0	0	0	0	0	0	0	0	0	0	0	0	1
<b>Total</b>	<b>50</b>	<b>22</b>	<b>72</b>	<b>4</b>	<b>17</b>	<b>9</b>	<b>7</b>	<b>0</b>	<b>0</b>	<b>0</b>	<b>0</b>	<b>2</b>	<b>0</b>	<b>0</b>	<b>0</b>	<b>0</b>	<b>0</b>	<b>0</b>	<b>0</b>	<b>1</b>

TKL = Tackle AST = Assist COMB = Combined QH=QB Hit IN = Interception PD = Pass Defense FF = Forced Fumble FR = Fumble Recovery

Los Angeles Chargers	Regular Defensive Plays											Special Teams					Misc			
	TKL	AST	COMB	SK	/ YDS	TFL	QH	IN	PD	FF	FR	TKL	AST	FF	FR	BL	TKL	AST	FF	FR
K.Murray	6	1	7	0	0	0	0	0	0	0	0	0	0	0	0	0	0	0	0	0
D.Tranquill	4	1	5	0	0	0	1	0	2	0	0	0	0	0	0	0	0	0	0	0
J.Taylor	3	2	5	0	0	0	0	0	0	0	0	0	0	0	0	0	0	0	0	0
A.Samuel	3	0	3	0	0	0	0	0	1	0	0	0	0	0	0	0	0	0	0	0
A.Gilman	2	1	3	0	0	0	0	0	1	1	0	0	0	0	0	0	0	0	0	0
N.Adderley	2	1	3	0	0	0	0	0	0	0	0	0	0	0	0	0	0	0	0	0
K.Mack	0	3	3	0	0	0	0	0	0	0	0	0	0	0	0	0	0	0	0	0
K.Van Noy	2	0	2	1	6	2	1	0	0	0	0	0	0	0	0	0	0	0	0	0
M.Davis	2	0	2	0	0	0	0	0	2	0	0	0	0	0	0	0	0	0	0	0
M.Fox	1	1	2	1	12	1	1	0	0	0	0	0	0	0	0	0	0	0	0	0
B.Fehoko	1	1	2	0	0	0	0	0	0	0	0	0	0	0	0	0	0	0	0	0
J.Gaziano	1	0	1	0	0	0	0	0	0	0	0	0	0	0	0	0	0	0	0	0
C.Rumph	0	0	0	0	0	0	1	0	0	0	0	0	0	0	0	0	0	0	0	0
J.Herbert	0	0	0	0	0	0	0	0	0	0	0	0	0	0	0	0	0	0	0	1
<b>Total</b>	<b>27</b>	<b>11</b>	<b>38</b>	<b>2</b>	<b>18</b>	<b>3</b>	<b>4</b>	<b>0</b>	<b>6</b>	<b>1</b>	<b>0</b>	<b>0</b>	<b>0</b>	<b>0</b>	<b>0</b>	<b>0</b>	<b>0</b>	<b>0</b>	<b>0</b>	<b>1</b>



Miami Dolphins vs Los Angeles Chargers  
12/11/2022 at SoFi Stadium

First Half Summary

PERIOD SCORES				TIME OF POSSESSION			
Dolphins	0	7	7	Dolphins	8:59		
Chargers	0	17	17	Chargers	21:01		
Scoring Plays							
Team	Qtr	Time	Play Description (Extra Point) (Drive Info)	Visitor	Home		
Chargers	2	14:14	C.Dicker 33 yd. Field Goal (8-42, 3:22)	0	3		
Chargers	2	9:49	M.Williams 10 yd. pass from J.Herbert (C.Dicker kick) (5-43, 2:52)	0	10		
Dolphins	2	8:45	T.Hill 57 yd. fumble recovery (J.Sanders kick) (3-75, 1:04)	7	10		
Chargers	2	0:18	A.Ekeler 1 yd. run (C.Dicker kick) (13-90, 3:45)	7	17		
TOTAL FIRST DOWNS				Miami Dolphins		Los Angeles Chargers	
First Downs Rushing-Passing-by Penalty				5		16	
THIRD DOWN EFFICIENCY				2 - 2 - 1		3 - 12 - 1	
TOTAL NET YARDS				2-6-33.3%		6-10-60.0%	
Total Offensive Plays				55		249	
NET YARDS RUSHING				24		43	
NET YARDS PASSING				36		43	
Gross Yards Passing				19		206	
Times thrown-yards lost attempting to pass				25		222	
Pass Attempts-Completions-Had Intercepted				1-6		3-16	
Punts-Number and Average				15 - 3 - 0		29 - 24 - 0	
Penalties-Number and Yards				4 - 49.8		1 - 55.0	
Fumbles-Number and Lost				4 - 25		2 - 15	
Red Zone Efficiency				1 - 0		0 - 0	
Average Drive Start				0-0-0%		2-4-50%	
				MIA 19		LAC 31	

Miami Dolphins										Los Angeles Chargers									
RUSHING										RUSHING									
	ATT	YDS	AVG	LG	TD						ATT	YDS	AVG	LG	TD				
J.Wilson	4	26	6.5	20	0	J.Kelley	3	28	9.3	22	0								
R.Mostert	4	10	2.5	8	0	A.Ekeler	8	15	1.9	11	1								
Total	8	36	4.5	20	0	Total	11	43	3.9	22	1								
PASSING										PASSING									
	ATT	CMP	YDS	SK/YD	TD	LG	IN	RT		ATT	CMP	YDS	SK/YD	TD	LG	IN	RT		
T.Tagovailoa	15	3	25	1/6	0	13	0	39.6	J.Herbert	29	24	222	3/16	1	23	0	110.1		
Total	15	3	25	1/6	0	13	0	39.6	Total	29	24	222	3/16	1	23	0	110.1		
PASS RECEIVING										PASS RECEIVING									
	TAR	REC	YDS	AVG	LG	TD				TAR	REC	YDS	AVG	LG	TD				
T.Hill	7	2	13	6.5	13	0	A.Ekeler	7	7	63	9.0	21	0						
C.Wilson	1	1	12	12.0	12	0	K.Allen	6	6	48	8.0	14	0						
T.Sherfield	2	0	0	0.0	0	0	M.Williams	4	4	58	14.5	23	1						
J.Waddle	1	0	0	0.0	0	0	G.Everett	4	3	16	5.3	11	0						
M.Gesicki	1	0	0	0.0	0	0	J.Palmer	3	2	31	15.5	18	0						
							J.Kelley	2	1	6	6.0	6	0						
							D.Carter	2	1	0	0.0	0	0						
Total	12	3	25	8.3	13	0	Total	28	24	222	9.3	23	1						

Miami Dolphins	Regular Defensive Plays												Special Teams					Misc			
	TKL	AST	COMB	SK	/ YDS	TFL	Q	IN	PD	FF	FR	TKL	AST	FF	FR	BL	TKL	AST	FF	FR	
E.Rowe	6	1	7	1	4	2	1	0	0	0	0	0	0	0	0	0	0	0	0	0	
C.Wilkins	5	2	7	1	6	2	1	0	0	0	0	0	0	0	0	0	0	0	0	0	
J.Baker	2	3	5	0	0	0	0	0	0	0	0	0	0	0	0	0	0	0	0	0	
J.Phillips	3	1	4	1	6	1	1	0	0	0	0	0	0	0	0	0	0	0	0	0	
Total	16	7	23	3	16	5	3	0	0	0	0	0	0	0	0	0	0	0	0	0	

Los Angeles Chargers	Regular Defensive Plays													Special Teams						Misc			
	TKL	AST	COMB	SK	/ YDS	TFL	QH	IN	PD	FF	FR	TKL	AST	FF	FR	BL	TKL	AST	FF	FR			
D.Tranquill	2	1	3	0	0	0	0	0	1	0	0	0	0	0	0	0	0	0	0	0			
K.Murray	2	0	2	0	0	0	0	0	0	0	0	0	0	0	0	0	0	0	0	0			
J.Taylor	2	0	2	0	0	0	0	0	0	0	0	0	0	0	0	0	0	0	0	0			
K.Van Noy	2	0	2	1	6	2	1	0	0	0	0	0	0	0	0	0	0	0	0	0			
Total	8	1	9	1	6	2	1	0	1	0	0	0	0	0	0	0	0	0	0	0			



Miami Dolphins vs Los Angeles Chargers at SoFi Stadium

## First Quarter

12/11/2022

### Play By Play

LAC wins the coin toss and elects to defer. MIA elects to Receive, and LAC elects to defend the south goal.  
C.Dicker kicks 65 yards from LAC 35 to end zone, Touchback.

#### Miami Dolphins at 15:00

- 1-10-MIA 25 (15:00) T.Tagovailoa pass incomplete deep left to T.Hill (A.Gilman).  
2-10-MIA 25 (14:54) (Shotgun) T.Tagovailoa pass incomplete short middle to J.Waddle (M.Davis).  
3-10-MIA 25 (14:50) (Shotgun) T.Tagovailoa pass incomplete short right to T.Hill.  
4-10-MIA 25 (14:46) T.Morstead punts 55 yards to LAC 20, Center-B.Ferguson. D.Carter to LAC 20 for no gain (E.Campbell).

#### Los Angeles Chargers at 14:37

- 1-10-LAC 20 (14:37) J.Herbert pass short right to G.Everett pushed ob at LAC 31 for 11 yards (E.Rowe). P1  
1-10-LAC 31 (14:07) A.Ekeler left end to LAC 42 for 11 yards (Z.Sieler). R2  
1-10-LAC 42 (13:29) A.Ekeler up the middle to LAC 42 for no gain (E.Roberts).  
2-10-LAC 42 (12:54) J.Herbert pass incomplete short left to J.Kelley.  
3-10-LAC 42 (12:47) (Shotgun) J.Herbert pass incomplete short right to T.McKitty (E.Rowe).  
*PENALTY on MIA-K.Kohou, Defensive Holding, 5 yards, enforced at LAC 42 - No Play.* X3  
1-10-LAC 47 (12:39) (Shotgun) J.Herbert pass short left to A.Ekeler to MIA 42 for 11 yards (E.Roberts, X.Howard). P4  
1-10-MIA 42 (12:03) (Shotgun) A.Ekeler left guard to MIA 43 for -1 yards (C.Wilkins).  
2-11-MIA 43 (11:28) J.Herbert pass short left to A.Ekeler to MIA 41 for 2 yards (C.Wilkins; K.Kohou).  
3-9-MIA 41 (10:48) (Shotgun) J.Herbert pass deep right to M.Williams to MIA 18 for 23 yards (X.Howard). P5  
1-10-MIA 18 (10:04) (Shotgun) J.Kelley left tackle to MIA 17 for 1 yard (R.Davis). MIA-E.Roberts was injured during the play.  
2-9-MIA 17 (9:32) J.Herbert pass short right to K.Allen ran ob at MIA 12 for 5 yards.  
3-4-MIA 12 (8:56) (Shotgun) J.Herbert pass short right to G.Everett to MIA 5 for 7 yards (E.Rowe, K.Crossen). P6  
1-5-MIA 5 (8:16) (Shotgun) A.Ekeler right guard to MIA 5 for no gain (J.Jenkins, Z.Sieler).  
2-5-MIA 5 (7:30) (Shotgun) J.Herbert pass short left to A.Ekeler to MIA 6 for -1 yards (A.Van Ginkel).  
3-6-MIA 6 (6:46) (Shotgun) J.Herbert pass short right to K.Allen to MIA 2 for 4 yards (K.Kohou; X.Howard).  
4-2-MIA 2 (6:02) (Shotgun) J.Herbert pass short left to D.Carter to MIA 2 for no gain (K.Kohou).

#### Miami Dolphins at 5:58

- 1-10-MIA 2 (5:58) (Shotgun) R.Mostert up the middle to MIA 3 for 1 yard (B.Fehoko).  
2-9-MIA 3 (5:25) (Shotgun) T.Tagovailoa pass incomplete short middle to T.Hill (M.Davis).  
3-9-MIA 3 (5:20) (Shotgun) T.Tagovailoa pass short middle to T.Hill to MIA 16 for 13 yards (D.Tranquill). P1  
1-10-MIA 16 (4:42) (Shotgun) T.Tagovailoa pass short right to T.Hill to MIA 16 for no gain (K.Murray).  
2-10-MIA 16 (3:57) (Shotgun) R.Mostert left guard to MIA 16 for no gain (K.Murray).  
*(3:15) (Shotgun) PENALTY on MIA-B.Shell, False Start, 5 yards, enforced at MIA 16 - No Play.*  
3-15-MIA 11 (2:49) (Shotgun) T.Tagovailoa pass incomplete short middle to T.Hill (D.Tranquill).  
4-15-MIA 11 (2:44) T.Morstead punts 46 yards to LAC 43, Center-B.Ferguson, fair catch by D.Carter.

#### Los Angeles Chargers at 2:36

- 1-10-LAC 43 (2:36) W.Clapp reported in as eligible. J.Herbert pass short right to M.Williams to MIA 38 for 19 yards (J.Holland). P7  
1-10-MIA 38 (1:57) (Shotgun) J.Kelley up the middle to MIA 33 for 5 yards (E.Rowe).  
2-5-MIA 33 (1:18) A.Ekeler left tackle to MIA 33 for no gain (C.Wilkins).  
3-5-MIA 33 (:41) (Shotgun) J.Herbert pass short right to J.Palmer ran ob at MIA 20 for 13 yards. P8  
*Miami challenged the pass completion ruling, and the play was Upheld. The ruling on the field stands. (Timeout #1.)*  
1-10-MIA 20 (:21) (Shotgun) J.Herbert pass incomplete short left.  
2-10-MIA 20 (:14) (Shotgun) J.Herbert sacked at MIA 26 for -6 yards (C.Wilkins).

#### END OF QUARTER

	Score	Time Poss	First Downs					Efficiencies	
			R	P	X	T	3 Down	4 Down	
Miami Dolphins	0	3:45	0	1	0	1	1/3	0/0	
Los Angeles Chargers	0	11:15	1	6	1	8	3/4	0/1	



Miami Dolphins vs Los Angeles Chargers at SoFi Stadium

Second Quarter

12/11/2022

Play By Play

Los Angeles Chargers continued.

- 3-16-MIA 26 (15:00) (Shotgun) J.Herbert pass short left to A.Ekeler to MIA 15 for 11 yards (J.Phillips).
- 4-5-MIA 15 (14:18) **C.Dicker 33 yard field goal is GOOD, Center-J.Harris, Holder-J.Scott.**

MIA 0 LAC 3, 8 plays, 42 yards, 3:22 drive, 0:46 elapsed

C.Dicker kicks 65 yards from LAC 35 to end zone, Touchback.

Miami Dolphins at 14:14

- 1-10-MIA 25 (14:14) J.Wilson left end to MIA 22 for -3 yards (K.Van Noy).
- 2-13-MIA 22 (13:34) T.Tagovailoa pass incomplete deep middle to T.Hill.
- 3-13-MIA 22 (13:30) (Shotgun) T.Tagovailoa sacked at MIA 16 for -6 yards (K.Van Noy).
- 4-19-MIA 16 (12:53) T.Morstead punts 50 yards to LAC 34, Center-B.Ferguson. D.Carter pushed ob at MIA 43 for 23 yards (A.Van Ginkel).

Los Angeles Chargers at 12:41

- 1-10-MIA 43 (12:41) (Shotgun) J.Herbert pass short left to K.Allen ran ob at MIA 40 for 3 yards (E.Rowe; J.Baker).
- 2-7-MIA 40 (12:06) J.Herbert pass short right to J.Kelley to MIA 34 for 6 yards (E.Roberts).
- 3-1-MIA 34 (11:26) J.Kelley left guard to MIA 12 for 22 yards (K.Kohou).
- 1-10-MIA 12 (10:41) A.Ekeler left tackle to MIA 10 for 2 yards (J.Phillips; C.Wilkins).
- 2-8-MIA 10 (9:57) **J.Herbert pass short right to M.Williams for 10 yards, TOUCHDOWN.**
- C.Dicker extra point is GOOD, Center-J.Harris, Holder-J.Scott.

R9

P10

MIA 0 LAC 10, 5 plays, 43 yards, 2:52 drive, 5:11 elapsed

C.Dicker kicks 65 yards from LAC 35 to end zone, Touchback.

Miami Dolphins at 9:49

- 1-10-MIA 25 (9:49) (Shotgun) T.Tagovailoa pass incomplete deep left to M.Gesicki.
- 2-10-MIA 25 (9:45) (Shotgun) T.Tagovailoa pass incomplete short middle to J.Waddle.
- PENALTY on LAC-A.Samuel, Defensive Pass Interference, 10 yards, enforced at MIA 25 - No Play.*
- 1-10-MIA 35 (9:42) J.Wilson left tackle to MIA 41 for 6 yards (J.Gaziano, D.Tranquill).
- 2-4-MIA 41 (9:02) (Shotgun) J.Wilson up the middle to MIA 47 for 6 yards (A.Gilman). FUMBLES (A.Gilman), touched at MIA 44, recovered by MIA-T.Hill at MIA 43. T.Hill for 57 yards, TOUCHDOWN.
- J.Sanders extra point is GOOD, Center-B.Ferguson, Holder-T.Morstead.

X2

R3

MIA 7 LAC 10, 3 plays, 75 yards, 1 penalty, 1:04 drive, 6:15 elapsed

J.Sanders kicks 65 yards from MIA 35 to end zone, Touchback.

Los Angeles Chargers at 8:45

- 1-10-LAC 25 (8:45) A.Ekeler left end to LAC 27 for 2 yards (J.Phillips).
- 2-8-LAC 27 (8:06) (Shotgun) J.Herbert pass short right to A.Ekeler to LAC 30 for 3 yards (C.Wilkins).
- 3-5-LAC 30 (7:28) (Shotgun) *PENALTY on LAC-M.Feiler, False Start, 5 yards, enforced at LAC 30 - No Play.*
- 3-10-LAC 25 (7:04) (Shotgun) J.Herbert sacked at LAC 21 for -4 yards (E.Rowe).
- 4-14-LAC 21 (6:30) J.Scott punts 55 yards to MIA 24, Center-J.Harris, fair catch by C.Wilson.
- PENALTY on MIA-K.Crossen, Offensive Holding, 10 yards, enforced at MIA 24.*

Miami Dolphins at 6:22

- 1-10-MIA 14 (6:22) (Shotgun) J.Wilson up the middle to MIA 34 for 20 yards (A.Samuel).
- 1-10-MIA 34 (5:52) (No Huddle, Shotgun) T.Tagovailoa pass incomplete short right to T.Sherfield.
- Penalty on MIA-R.Hunt, Ineligible Downfield Pass, declined.*
- 2-10-MIA 34 (5:49) (Shotgun) T.Tagovailoa pass incomplete short right.
- 3-10-MIA 34 (5:42) (Shotgun) T.Tagovailoa pass short middle to C.Wilson to MIA 46 for 12 yards (J.Taylor).
- 1-10-MIA 46 (5:04) R.Mostert up the middle to MIA 47 for 1 yard (J.Taylor, K.Mack).
- 2-9-MIA 47 (4:24) T.Tagovailoa pass incomplete short left.
- Timeout #2 by MIA at 04:21.
- 3-9-MIA 47 (4:21) (Shotgun) *PENALTY on MIA-B.Shell, False Start, 5 yards, enforced at MIA 47 - No Play.*
- 3-14-MIA 42 (4:21) (Shotgun) T.Tagovailoa pass incomplete deep left to T.Sherfield.
- 4-14-MIA 42 (4:16) T.Morstead punts 48 yards to LAC 10, Center-B.Ferguson, downed by MIA-B.Ferguson.

R4

P5

Los Angeles Chargers at 4:03

- 1-10-LAC 10 (4:03) J.Herbert pass incomplete short right to G.Everett.
- 2-10-LAC 10 (4:00) (No Huddle, Shotgun) J.Herbert pass short left to M.Williams to LAC 16 for 6 yards (J.Baker).





Miami Dolphins vs Los Angeles Chargers at SoFi Stadium

3-4-LAC 16	(3:25) (Shotgun) J.Herbert pass short left to K.Allen to LAC 26 for 10 yards (E.Rowe).	P11
<u>1-10-LAC 26</u>	(2:47) J.Herbert pass short left to A.Ekeler to LAC 47 for 21 yards (C.Wilkins).	P12
<u>1-10-LAC 47</u>	(2:16) (No Huddle, Shotgun) J.Herbert pass short right to K.Allen to MIA 39 for 14 yards (J.Holland; J.Baker).	P13
Two-Minute Warning		
<u>1-10-MIA 39</u>	(2:00) (Shotgun) J.Herbert pass short middle to K.Allen to MIA 27 for 12 yards (J.Baker).	P14
<u>1-10-MIA 27</u>	(1:31) (No Huddle, Shotgun) J.Herbert pass incomplete deep right to J.Palmer.	
2-10-MIA 27	(1:26) (Shotgun) J.Herbert pass short middle to D.Carter to MIA 22 for 5 yards (D.Riley). The Replay Official reviewed the pass completion ruling, and the play was REVERSED. (Shotgun) J.Herbert pass incomplete short middle to D.Carter.	
3-10-MIA 27	(1:24) (Shotgun) J.Herbert pass deep right to J.Palmer ran ob at MIA 9 for 18 yards.	P15
<u>1-9-MIA 9</u>	(1:17) (Shotgun) J.Herbert sacked at MIA 15 for -6 yards (J.Phillips). Timeout #3 by MIA at 01:11.	
2-15-MIA 15	(1:11) (Shotgun) J.Herbert pass short right to G.Everett to MIA 17 for -2 yards (E.Rowe) [B.Chubb]. <i>Penalty on LAC-Z.Johnson, Ineligible Downfield Pass, declined.</i> Timeout #1 by LAC at 01:03.	
3-17-MIA 17	(1:03) (Shotgun) J.Herbert pass short right to A.Ekeler pushed ob at MIA 1 for 16 yards (J.Holland, J.Baker). The Replay Official reviewed the runner was out of bounds ruling, and the play was REVERSED. (Shotgun) J.Herbert pass short right to A.Ekeler to MIA 1 for 16 yards (J.Holland, J.Baker). Timeout #2 by LAC at 00:21.	
4-1-MIA 1	(: <b>21</b> ) <b>S.Norton reported in as eligible. A.Ekeler left tackle for 1 yard, TOUCHDOWN.</b> C.Dicker extra point is GOOD, Center-J.Harris, Holder-J.Scott.	R16

MIA 7 LAC 17, 13 plays, 90 yards, 3:45 drive, 14:42 elapsed

C.Dicker kicks 65 yards from LAC 35 to end zone, Touchback.  
Timeout #3 by LAC at 00:18.

Miami Dolphins at 0:18

1-10-MIA 25	(: <b>18</b> ) (Shotgun) T.Tagovailoa pass incomplete short left [C.Rumph].
2-10-MIA 25	(: <b>11</b> ) (Shotgun) R.Mostert right guard to MIA 33 for 8 yards (D.Tranquill).

END OF QUARTER

	Score	Time Poss	First Downs				Efficiencies	
			R	P	X	T	3 Down	4 Down
Miami Dolphins	7	5:14	2	1	1	4	1/3	0/0
Los Angeles Chargers	17	9:46	2	6	0	8	3/6	1/1



Miami Dolphins vs Los Angeles Chargers at SoFi Stadium

## Third Quarter

12/11/2022

### Play By Play

LAC elects to Receive, and MIA elects to defend the South goal.

J.Sanders kicks 65 yards from MIA 35 to end zone, Touchback.

#### Los Angeles Chargers at 15:00

- 1-10-LAC 25 (15:00) J.Herbert pass incomplete short right.  
2-10-LAC 25 (14:54) W.Clapp reported in as eligible. PENALTY on LAC, Delay of Game, 5 yards, enforced at LAC 25 - No Play.  
2-15-LAC 20 (14:54) J.Herbert pass short right to M.Williams pushed ob at LAC 23 for 3 yards (E.Rowe).  
3-12-LAC 23 (14:17) (Shotgun) J.Herbert pass short left to S.Smartt to LAC 31 for 8 yards (K.Kohou).  
4-4-LAC 31 (13:39) J.Scott punts 34 yards to MIA 35, Center-J.Harris, fair catch by C.Wilson.

#### Miami Dolphins at 13:32

- 1-10-MIA 35 (13:32) R.Mostert right end to MIA 36 for 1 yard (K.Murray).  
2-9-MIA 36 (12:54) (Shotgun) T.Tagovailoa pass incomplete deep middle to T.Hill.  
3-9-MIA 36 (12:49) (Shotgun) T.Tagovailoa pass incomplete deep middle to M.Gesicki (A.Samuel).  
4-9-MIA 36 (12:45) T.Morstead punts 47 yards to LAC 17, Center-B.Ferguson, fair catch by D.Carter.

#### Los Angeles Chargers at 12:37

- 1-10-LAC 17 (12:37) A.Ekeler left guard to LAC 19 for 2 yards (Z.Sieler; J.Phillips).  
2-8-LAC 19 (11:58) J.Herbert sacked at LAC 18 for -1 yards (J.Baker).  
3-9-LAC 18 (11:15) (Shotgun) J.Herbert sacked at LAC 8 for -10 yards (J.Phillips).  
PENALTY on MIA-J.Phillips, Roughing the Passer, 15 yards, enforced at LAC 18 - No Play.  
1-10-LAC 33 (10:33) W.Clapp reported in as eligible. J.Herbert pass incomplete short left to K.Allen.  
2-10-LAC 33 (10:27) (Shotgun) J.Herbert pass short right to G.Everett to LAC 40 for 7 yards (C.Wilkins, Z.Sieler).  
PENALTY on LAC-M.Feiler, Illegal Block Above the Waist, 10 yards, enforced at LAC 36.  
2-17-LAC 26 (10:02) (Shotgun) J.Herbert pass incomplete deep right to G.Everett.  
3-17-LAC 26 (9:57) (Shotgun) J.Herbert pass short right to J.Palmer to LAC 41 for 15 yards (J.Holland).  
4-2-LAC 41 (9:13) J.Scott punts 35 yards to MIA 24, Center-J.Harris, fair catch by C.Wilson.

#### Miami Dolphins at 9:05

- 1-10-MIA 24 (9:05) R.Mostert right tackle to MIA 32 for 8 yards (N.Adderley; J.Taylor).  
2-2-MIA 32 (8:40) (No Huddle) R.Mostert left tackle to MIA 35 for 3 yards (J.Taylor).  
1-10-MIA 35 (8:00) (Shotgun) T.Tagovailoa scrambles up the middle to MIA 40 for 5 yards (K.Murray).  
2-5-MIA 40 (7:14) R.Mostert right tackle to MIA 40 for no gain (D.Tranquill, B.Fehoko).  
Timeout #1 by MIA at 06:31.  
(6:31) (Shotgun) T.Tagovailoa pass deep right to T.Hill for 60 yards, TOUCHDOWN.  
J.Sanders extra point is GOOD, Center-B.Ferguson, Holder-T.Morstead.

MIA 14 LAC 17, 5 plays, 76 yards, 2:42 drive, 8:37 elapsed

J.Sanders kicks 65 yards from MIA 35 to end zone, Touchback.

#### Los Angeles Chargers at 6:23

- 1-10-LAC 25 (6:23) (Shotgun) J.Herbert pass short left to T.McKitty to LAC 30 for 5 yards (E.Roberts) [B.Chubb].  
2-5-LAC 30 (5:40) (Shotgun) J.Herbert pass deep left to M.Williams to MIA 15 for 55 yards (X.Howard) [B.Chubb].  
1-10-MIA 15 (5:06) (No Huddle, Shotgun) J.Herbert pass short left to K.Allen pushed ob at MIA 8 for 7 yards (K.Kohou).  
2-3-MIA 8 (4:29) (Shotgun) J.Herbert pass incomplete short left to K.Allen.  
3-3-MIA 8 (4:26) (Shotgun) PENALTY on LAC-C.Linsley, False Start, 5 yards, enforced at MIA 8 - No Play.  
3-8-MIA 13 (4:26) (Shotgun) J.Herbert pass incomplete short left to G.Everett.  
4-8-MIA 13 (4:22) C.Dicker 31 yard field goal is GOOD, Center-J.Harris, Holder-J.Scott.

MIA 14 LAC 20, 6 plays, 62 yards, 2:05 drive, 10:42 elapsed

C.Dicker kicks 65 yards from LAC 35 to end zone, Touchback.

#### Miami Dolphins at 4:18

- 1-10-MIA 25 (4:18) (Shotgun) R.Mostert up the middle to MIA 38 for 13 yards (N.Adderley).  
1-10-MIA 38 (3:39) (Shotgun) T.Tagovailoa scrambles right end to LAC 48 for 14 yards (A.Gilman).  
1-10-LAC 48 (3:11) (No Huddle) R.Mostert left end to LAC 48 for no gain (N.Adderley).  
2-10-LAC 48 (2:27) (Shotgun) T.Tagovailoa pass incomplete short left to A.Ingold.  
3-10-LAC 48 (2:21) (Shotgun) T.Tagovailoa sacked at MIA 40 for -12 yards (M.Fox).  
4-22-MIA 40 (1:43) T.Morstead punts 47 yards to LAC 13, Center-B.Ferguson, fair catch by D.Carter.

#### Los Angeles Chargers at 1:35

- 1-10-LAC 13 (1:35) (Shotgun) J.Herbert pass short middle to G.Everett to LAC 22 for 9 yards (E.Roberts, J.Baker).  
2-1-LAC 22 (1:00) A.Ekeler left guard to LAC 21 for -1 yards (J.Phillips).  
3-2-LAC 21 (:17) (Shotgun) J.Herbert pass short right to K.Allen to LAC 22 for 1 yard (J.Baker).

#### END OF QUARTER

	Score	Time Poss	First Downs				Efficiencies	
			R	P	X	T	3 Down	4 Down
Miami Dolphins	14	6:20	3	1	0	4	1/3	0/0
Los Angeles Chargers	20	8:40	0	1	1	2	0/4	0/0



Miami Dolphins vs Los Angeles Chargers at SoFi Stadium

Play By Play

Fourth Quarter

12/11/2022

Los Angeles Chargers continued.

4-1-LAC 22 (15:00) J.Scott punts 52 yards to MIA 26, Center-J.Harris, fair catch by C.Wilson.

Miami Dolphins at 14:52

1-10-MIA 26 (14:52) (Shotgun) T.Tagovailoa pass short right to J.Waddle ran ob at MIA 45 for 19 yards (A.Samuel). P10  
1-10-MIA 45 (14:12) (Shotgun) R.Mostert right guard to MIA 47 for 2 yards (M.Fox; A.Gilman).  
2-8-MIA 47 (13:30) (Shotgun) T.Tagovailoa scrambles left end to LAC 44 for 9 yards (J.Taylor; K.Mack). R11  
1-10-LAC 44 (12:50) S.Ahmed left tackle to LAC 43 for 1 yard (K.Murray, K.Mack).  
2-9-LAC 43 (12:13) (Shotgun) T.Tagovailoa pass incomplete deep middle [D.Tranquill].  
*PENALTY on MIA-T.Tagovailoa, Intentional Grounding, 10 yards, enforced at LAC 43.*  
3-19-MIA 47 (12:08) (Shotgun) T.Tagovailoa pass short right to T.Hill to LAC 45 for 8 yards (A.Samuel).  
4-11-LAC 45 (11:26) T.Morstead punts 34 yards to LAC 11, Center-B.Ferguson, fair catch by D.Carter.

Los Angeles Chargers at 11:19

1-10-LAC 11 (11:19) (Shotgun) J.Kelley left tackle to LAC 12 for 1 yard (Z.Sieler).  
2-9-LAC 12 (10:38) J.Herbert pass short right to K.Allen ran ob at LAC 16 for 4 yards.  
3-8-LAC 16 (10:05) (Shotgun) J.Herbert pass short left to K.Allen pushed ob at LAC 25 for 9 yards (K.Kohou). P19  
1-10-LAC 25 (9:26) J.Herbert pass short left to J.Palmer pushed ob at LAC 32 for 7 yards (K.Kohou).  
2-3-LAC 32 (8:48) W.Clapp reported in as eligible. J.Herbert pass incomplete short middle to J.Palmer.  
3-3-LAC 32 (8:44) (Shotgun) J.Herbert pass short left to K.Allen to LAC 37 for 5 yards (K.Crossen). P20  
1-10-LAC 37 (8:03) A.Ekeler right tackle to LAC 40 for 3 yards (E.Roberts).  
2-7-LAC 40 (7:26) J.Herbert pass short left to K.Allen to MIA 42 for 18 yards (J.Baker; J.Holland). P21  
1-10-MIA 42 (6:40) (Shotgun) Direct snap to A.Ekeler. A.Ekeler left end to MIA 32 for 10 yards (J.Baker). R22  
1-10-MIA 32 (6:04) A.Ekeler right end to MIA 30 for 2 yards (Z.Sieler).  
2-8-MIA 30 (5:20) (Shotgun) J.Herbert pass incomplete short right.  
3-8-MIA 30 (5:14) (Shotgun) J.Herbert scrambles right end to MIA 20 for 10 yards (K.Crossen). R23  
1-10-MIA 20 (4:30) (Shotgun) A.Ekeler left guard to MIA 8 for 12 yards (E.Campbell, A.Van Ginkel). R24  
Timeout #2 by MIA at 04:17.  
1-8-MIA 8 (4:17) (Shotgun) A.Ekeler left guard to MIA 6 for 2 yards (B.Chubb, C.Wilkins).  
Timeout #3 by MIA at 04:12.  
2-6-MIA 6 (4:12) W.Clapp reported in as eligible. J.Herbert FUMBLES (Aborted) at MIA 6, and recovers at MIA 6.  
3-6-MIA 6 (3:29) (Shotgun) J.Herbert pass short left to A.Ekeler to MIA 10 for -4 yards (J.Baker).  
4-10-MIA 10 (2:43) C.Dicker 28 yard field goal is GOOD, Center-J.Harris, Holder-J.Scott.

MIA 14 LAC 23, 17 plays, 79 yards, 8:39 drive, 12:20 elapsed

C.Dicker kicks 65 yards from LAC 35 to end zone, Touchback.

Miami Dolphins at 2:40

1-10-MIA 25 (2:40) (Shotgun) T.Tagovailoa pass incomplete deep right to T.Hill. X12  
*PENALTY on LAC-M.Davis, Illegal Contact, 5 yards, enforced at MIA 25 - No Play.*  
1-10-MIA 30 (2:34) (Shotgun) T.Tagovailoa pass short middle to R.Mostert to MIA 37 for 7 yards (D.Tranquill).  
2-3-MIA 37 (2:15) (No Huddle, Shotgun) T.Tagovailoa pass short right to C.Wilson to MIA 44 for 7 yards (M.Davis, K.Murray). P13  
Two-Minute Warning  
1-10-MIA 44 (2:00) (Shotgun) T.Tagovailoa pass short middle to J.Waddle to LAC 44 for 12 yards (K.Murray). P14  
1-10-LAC 44 (1:42) (No Huddle, Shotgun) T.Tagovailoa pass short right to T.Sherfield to LAC 37 for 7 yards (M.Davis).  
2-3-LAC 37 (1:21) (No Huddle, Shotgun) T.Tagovailoa pass incomplete short middle to T.Sherfield (D.Tranquill).  
3-3-LAC 37 (1:20) (Shotgun) T.Tagovailoa pass incomplete deep right to J.Waddle.  
4-3-LAC 37 (1:15) J.Sanders 55 yard field goal is GOOD, Center-B.Ferguson, Holder-T.Morstead.

MIA 17 LAC 23, 7 plays, 38 yards, 1 penalty, 1:30 drive, 13:50 elapsed

J.Sanders kicks inside 16 yards from MIA 35 to LAC 49. N.Niemann (didn't try to advance) to LAC 49 for no gain.

Los Angeles Chargers at 1:10, (1st play from scrimmage 1:07)

1-10-LAC 49 (1:07) J.Herbert kneels to LAC 48 for -1 yards.  
2-11-LAC 48 (:32) J.Herbert kneels to LAC 47 for -1 yards.

END OF QUARTER

	Score	Time Poss	First Downs					Efficiencies	
			R	P	X	T	3 Down	4 Down	
Miami Dolphins	17	5:03	1	3	1	5	0/2	0/0	
Los Angeles Chargers	23	9:57	3	3	0	6	3/4	0/0	



## Miscellaneous Statistics Report

Miami Dolphins vs Los Angeles Chargers  
12/11/2022 at SoFi Stadium

### Ten Longest Plays for Miami Dolphins

Yards	Qtr	Play Start	Play Description
60	3	3-5-MIA 40	(6:31) (Shotgun) T.Tagovailoa pass deep right to T.Hill for 60 yards, TOUCHDOWN.
59	2	2-4-MIA 41	(9:02) (Shotgun) J.Wilson up the middle to MIA 47 for 6 yards (A.Gilman). FUMBLES (A.Gilman), touched at MIA 44, recovered by MIA-T.Hill at MIA 43. T.Hill for 57 yards, TOUCHDOWN.
20	2	1-10-MIA 14	(6:22) (Shotgun) J.Wilson up the middle to MIA 34 for 20 yards (A.Samuel).
19	4	1-10-MIA 26	(14:52) (Shotgun) T.Tagovailoa pass short right to J.Waddle ran ob at MIA 45 for 19 yards (A.Samuel).
14	3	1-10-MIA 38	(3:39) (Shotgun) T.Tagovailoa scrambles right end to LAC 48 for 14 yards (A.Gilman).
13	1	3-9-MIA 3	(5:20) (Shotgun) T.Tagovailoa pass short middle to T.Hill to MIA 16 for 13 yards (D.Tranquill).
13	3	1-10-MIA 25	(4:18) (Shotgun) R.Mostert up the middle to MIA 38 for 13 yards (N.Adderley).
12	2	3-10-MIA 34	(5:42) (Shotgun) T.Tagovailoa pass short middle to C.Wilson to MIA 46 for 12 yards (J.Taylor).
12	4	1-10-MIA 44	(2:00) (Shotgun) T.Tagovailoa pass short middle to J.Waddle to LAC 44 for 12 yards (K.Murray).
9	4	2-8-MIA 47	(13:30) (Shotgun) T.Tagovailoa scrambles left end to LAC 44 for 9 yards (J.Taylor; K.Mack).

### Ten Longest Plays for Los Angeles Chargers

Yards	Qtr	Play Start	Play Description
55	3	2-5-LAC 30	(5:40) (Shotgun) J.Herbert pass deep left to M.Williams to MIA 15 for 55 yards (X.Howard) [B.Chubb].
23	1	3-9-MIA 41	(10:48) (Shotgun) J.Herbert pass deep right to M.Williams to MIA 18 for 23 yards (X.Howard).
22	2	3-1-MIA 34	(11:26) J.Kelley left guard to MIA 12 for 22 yards (K.Kohou).
21	2	1-10-LAC 26	(2:47) J.Herbert pass short left to A.Ekeler to LAC 47 for 21 yards (C.Wilkins).
19	1	1-10-LAC 43	(2:36) W.Clapp reported in as eligible. J.Herbert pass short right to M.Williams to MIA 38 for 19 yards (J.Holland).
18	2	3-10-MIA 27	(1:24) (Shotgun) J.Herbert pass deep right to J.Palmer ran ob at MIA 9 for 18 yards.
18	4	2-7-LAC 40	(7:26) J.Herbert pass short left to K.Allen to MIA 42 for 18 yards (J.Baker; J.Holland).
16	2	3-17-MIA 17	(1:03) (Shotgun) J.Herbert pass short right to A.Ekeler pushed ob at MIA 1 for 16 yards (J.Holland, J.Baker).
15	3	3-17-LAC 26	(9:57) (Shotgun) J.Herbert pass short right to J.Palmer to LAC 41 for 15 yards (J.Holland).
14	2	1-10-LAC 47	(2:16) (No Huddle, Shotgun) J.Herbert pass short right to K.Allen to MIA 39 for 14 yards (J.Holland; J.Baker).

### Touchdown Scoring Information

		Offense	Defense	Special Teams
<b>VISITOR</b>	Miami Dolphins	2	0	0
<b>HOME</b>	Los Angeles Chargers	2	0	0

### Player Scoring Information

Club	Player	TD	Rush TD	Rec KO TD	Punt Int TD	Fum TD	Misc TD	FG	XP	2Pt Rush	2Pt Rec	Sfty	Points
MIA	T.Hill	0	0	1	0	0	0	1	0	0	0	0	12
MIA	J.Sanders	0	0	0	0	0	0	0	1	2	0	0	5
LAC	C.Dicker	0	0	0	0	0	0	3	2	0	0	0	11
LAC	A.Ekeler	0	1	0	0	0	0	0	0	0	0	0	6
LAC	M.Williams	0	0	1	0	0	0	0	0	0	0	0	6

### Possession Detail

	First Half		Second Half		Game	
	Visitor	Home	Visitor	Home	Visitor	Home
Largest Lead	0	10	0	9	0	10
Drives Leading	0	3	0	6	0	9
Time of Possession Leading	0:00	9:00	0:00	18:37	0:00	27:37
Largest Deficit	-10	0	-9	0	-10	0
Drives Trailing	4	0	5	0	9	0
Time of Possession Trailing	5:14	0:00	11:23	0:00	16:37	0:00
Times Score Tied Up		0		0		0
Lead Changes		1		0		1



# Playtime Percentage

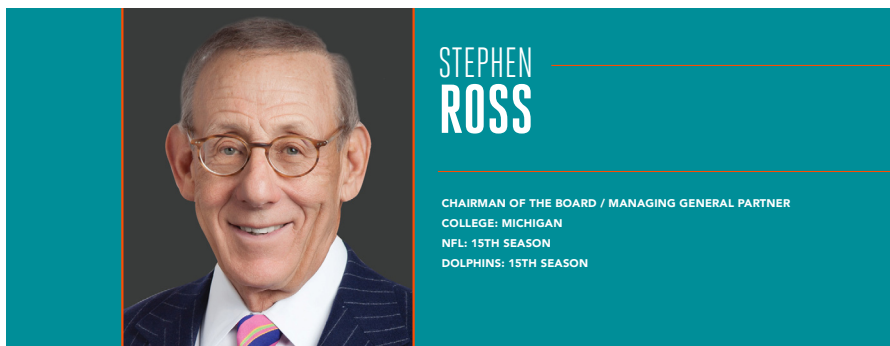
Percent of playtime per player on offense, defense and special teams (Unofficial)

Miami Dolphins						Los Angeles Chargers					
		Offense	Defense	Special Teams			Offense	Defense	Special Teams		
B Shell	T	51 100%		3	10%	J Salyer	G	80 100%		5	17%
R Hunt	G	51 100%		3	10%	M Feiler	G	80 100%		5	17%
R Jones	G	51 100%		3	10%	Z Johnson	G	80 100%		5	17%
C Williams	G	51 100%				J Herbert	QB	80 100%			
T Armstead	T	51 100%				C Linsley	C	80 100%			
T Tagovailoa	QB	51 100%				F Sarell	T	80 100%			
J Waddle	WR	43 84%				K Allen	WR	69 86%		1	3%
R Mostert	RB	37 73%		6	21%	J Palmer	WR	63 79%		1	3%
T Hill	WR	34 67%				G Everett	TE	58 72%			
T Sherfield	WR	31 61%		4	14%	M Williams	WR	52 65%			
D Smythe	TE	30 59%		16	55%	A Ekeler	RB	47 59%			
A Ingold	FB	20 39%		13	45%	T McKitty	TE	41 51%			
C Wilson	WR	20 39%		4	14%	J Kelley	RB	32 40%		13	45%
M Gesicki	TE	20 39%				Z Horvath	RB	13 16%		20	69%
J Wilson	RB	8 16%				D Carter	WR	12 15%		11	38%
F Swain	WR	7 14%				W Clapp	C	4 5%		5	17%
S Ahmed	RB	5 10%				S Smartt	TE	4 5%			
J Holland	FS		80 100%	4	14%	M Bandy	WR	2 2%		1	3%
K Kohou	CB		79 99%			I Spiller	RB	2 2%			
X Howard	CB		79 99%			S Norton	T	1 1%		5	17%
J Baker	LB		76 95%			D Tranquill	LB		51 100%	5	17%
Z Sieler	DT		67 84%	12	41%	A Gilman	SS		51 100%	5	17%
C Wilkins	DT		66 82%	12	41%	A Samuel	CB		51 100%	4	14%
J Phillips	LB		59 74%	9	31%	M Davis	CB		51 100%	4	14%
E Rowe	SS		53 66%	3	10%	N Adderley	FS		51 100%	1	3%
B Chubb	LB		50 62%	8	28%	K Murray	LB		49 96%	1	3%
K Crossen	CB		44 55%	13	45%	K Van Noy	LB		47 92%		
E Roberts	LB		43 54%	12	41%	J Taylor	FS		46 90%	6	21%
M Ingram	LB		37 46%			K Mack	LB		46 90%		
R Davis	NT		36 45%	6	21%	M Fox	DE		37 73%	4	14%
D Riley	LB		26 32%	21	72%	B Fehoko	NT		30 59%	3	10%
E Campbell	CB		25 31%	26	90%	C Rumph	LB		26 51%	18	62%
A Van Ginkel	LB		16 20%	20	69%	J Gaziano	DE		17 33%	9	31%
J Jenkins	NT		16 20%	6	21%	R Layne	DB		3 6%	15	52%
V McKinley	SS		16 20%	1	3%	C Hinton	DT		3 6%		
J Zimmer	DT		8 10%			T Davison	DT		2 4%	3	10%
C Fejedelem	SS		3 4%	22	76%	D Tuszka	LB			28	97%
S Eguavoen	LB		1 1%	17	59%	A Ogbongbemiga	LB			23	79%
J Bethel	FS			26	90%	N Niemann	LB			20	69%
B Ferguson	LS			10	34%	T Reeder	LB			20	69%
C Tindall	LB			10	34%	K Hall	CB			19	66%
T Morstead	P			10	34%	D Leonard	SS			19	66%
J Sanders	K			7	24%	C Dicker	P			11	38%
T Conner	WR			6	21%	J Scott	P			9	31%
M Deiter	C			3	10%	J Harris	LS			9	31%
G Little	T			3	10%	J Woods	FS			6	21%
						B Jaimes	G			5	17%



**BIOS**





# STEPHEN ROSS

CHAIRMAN OF THE BOARD / MANAGING GENERAL PARTNER

COLLEGE: MICHIGAN

NFL: 15TH SEASON

DOLPHINS: 15TH SEASON

Stephen M. Ross, Chairman and Founder of Related Companies, the most prominent privately-owned real estate firm in the United States, first invested in the Miami Dolphins in February 2008, and in 2009, assumed the responsibilities of managing general partner of both the Miami Dolphins and Hard Rock Stadium. The role is the culmination of one of his long-held dreams -- Ross grew up in South Florida and the Dolphins have been a lifetime passion for him.

Throughout the Dolphins organization, Ross' ethos of building a first-class team on and off the field is etched deep. His \$730 million investment in Hard Rock Stadium and its surrounding properties has transformed the iconic venue into a global entertainment destination that showcases the best Miami has to offer. From world-class fare to arts, culture and luxury hospitality, Hard Rock Stadium now delivers an elevated guest experience that is unparalleled in professional sports. As a result of the privately-funded renovation, Hard Rock Stadium attracted and secured Super Bowl LIV -- which coincided with the 100th season of the NFL -- the 2021 College Football Playoff National Championship, Formula 1 Crypto.com Miami Grand Prix, 2026 FIFA World Cup, major concerts, international soccer matches and a host of world-class events.

On the football side, Ross has demonstrated a steadfast commitment to provide coaches, support staff and players the necessary resources to build a winning team that will compete consistently for championships. He invested \$135 million into the state-of-the-art Baptist Health Training Complex, which opened in July 2021. Completed by Moss Construction with interior design by Rockwell Group and architecture by ROSSETTI, the 217,200 square-foot best-in-class venue was meticulously planned to create a contemporary, welcoming training environment for coaches, players, and staff. It includes a 92,200 square foot indoor field, two full natural grass outdoor fields, a two-story weight room with a cardio deck, a state-of-the-art hydrotherapy area, cryotherapy and isolation tanks and much more.

Ross, as a sports entrepreneur, is known for his attention to detail and thinking outside the box. He is responsible for orchestrating El Clásico Miami -- the first-ever match between archrivals FC Barcelona and Real Madrid C.F. in North America -- which stands as the highest revenue grossing soccer match in U.S. history. When the Miami Open tennis tournament began to explore leaving its long-time home in Key Biscayne, Florida, Ross stepped in to propose hosting the tournament at Hard Rock Stadium, building a custom tennis complex that is now considered one of the best in professional tennis in terms of guest experience and player amenities.

In April 2021, Ross became the Chairman and Owner of the Formula 1 Miami Grand Prix. The circuit is 5.41km, has 19 corners, 3 straights and potential for 3 DRS zones with an estimated top speed of 320km/h. Hard Rock Stadium sits at the heart of the circuit. Ross and Managing Partner of the Formula 1 Miami Grand Prix, Vice Chairman and CEO Tom Garfinkel worked with specialist designers to create a racetrack that will provide great racing and unique fan experiences that are reflective of the diverse and dynamic nature of Miami.

Ross is deeply committed to supporting and uniting the community that supports the Dolphins. Under his stewardship, the Dolphins have raised more than \$53.8 million for local cancer research through the Dolphins Challenge Cancer. In June 2020, Ross and the Miami Dolphins Foundation announced a year-long Food Relief Program with a \$3 million investment and an additional \$1 million from the Lennar Foundation. The initiative provided 1,000 meals each day from Centerplate and minority owned restaurants to local churches, community groups and those in need during the pandemic.


In August 2019, Ross was inducted into the National Football Foundation Leadership Hall of Fame. The prestigious award recognizes the country's most influential individuals who have ascended to the highest levels of success and exhibited the critical leadership qualities that transcend ordinary enterprises.

Furthermore, Ross has used his platform to harness the unifying power of sport to advance race relations across the country through the establishment of the nonprofit Ross Initiative in Sports for Equality (RISE). The organization's efforts have been so impactful that RISE was recognized in 2017 by ESPN's Humanitarian Awards with the Stuart Scott ENSPIRE Award. The award celebrates those who have taken risk and used an innovative approach to help the disadvantaged through the power of sports. Ross' efforts through RISE were honored as they personify the ethos of fairness, ethics, respect and fellowship with others. This also connects

to Ross' vision of the Dolphins' FOOTBALL UNITES™ program to effectuate positive social change. Under his leadership, the Dolphins organization actively embraces the diversity and intersections that make up South Florida, working with groups to improve relationships and foster understanding. In February 2020, the Miami Dolphins were honored by the Fritz Pollard Alliance with the Paul J. Tagliabue Award for their leadership in advancing diversity. Ross was among Sports Business Journal's Leaders in Diversity and Inclusive Hiring honorees in March 2021.

In May 2013, Ross pledged to give more than half of his estate to philanthropic causes and charitable organizations, including South Florida-based institutions. The commitment was made through the Giving Pledge, a long-term global initiative that aims to inspire deeper engagement in philanthropy and increase charitable giving globally.

Ross graduated from the University of Michigan with a Bachelor of Business Administration degree and from Wayne State University Law School with a Juris Doctor degree. He later received a Master of Laws in Taxation from New York University School of Law. In 2004, the University of Michigan renamed its business school the Stephen M. Ross School of Business at the University of Michigan and in 2011, the school awarded him an honorary Doctor of Laws degree at its commencement.



Chris Grier is the general manager of the Miami Dolphins, a title he's held since 2016, and oversees all football operations for the club. The 2022 campaign marks his 23rd season with the franchise, rising from area scout to national scout, director of college scouting and general manager during that time.

Beginning in 2019, Grier was given control of football operations and has since implemented new philosophies to building a competitive team. Utilizing a value-based approach, the Dolphins rebuilt the roster with young, versatile players. Grier also used trades to accumulate Pro Bowl talent and future draft capital. The Dolphins had three first-round picks and two second-round picks in 2020, two first-round picks in 2021 and are scheduled to have two first-round picks, in addition to two third-round picks, again in 2023. A trade of draft picks in 2022 led to the acquisition of six-time Pro Bowl wide receiver Tyreek Hill from Kansas City. Grier also signed three-time Pro Bowl tackle Terron Armstead in the 2022 offseason.

Miami has quickly made strides in the past three seasons since Grier took over football operations. They posted back-to-back winning seasons, going 10-6 in 2020 and 9-8 in 2021. It was the first time the Dolphins had consecutive winning seasons since 2002-03.

In 2021, the Dolphins won eight of their final nine games, including their final six at home. Grier helped construct a defensive unit that featured eight starters drafted by the Dolphins and all 11 starters under the age of 30. The group scored five defensive touchdowns, its most in a single season since 2001. Miami swept New England for the first time since 2000 and had two AFC East sweeps (N.Y. Jets) for the first time since 2016.

Miami's 2021 draft class earned key roles immediately as four players were regular starters as rookies. Wide receiver Jaylen Waddle (first round) broke the NFL's rookie receptions record, a mark that had stood for nearly 20 years, with 104 catches and became the first rookie in Dolphins history to total 1,000 receiving yards. Linebacker Jaelan Phillips broke Miami's rookie sack record and finished second among all NFL rookies in the statistic with 8.5. Safety Jevon Holland was the only player in the AFC in 2021 to have multiple sacks, interceptions and fumble recoveries. Tackle Liam Eichenberg was one of just 10 NFL rookie offensive linemen to start at least 16 games.

Cornerback Xavien Howard (2016, second round) earned his third Pro Bowl selection in 2021 after intercepting five passes and scoring two defensive touchdowns. He became the eighth player in team history to have at least five interceptions in three different seasons. Defensive tackle Christian Wilkins (2019, first round) totaled 89 tackles, which is tied for the most by any NFL defensive lineman since 2013 and is the second-most by a Dolphins defensive lineman since full tackle records began in 1986.

In 2020, the Dolphins won 10 games for just the second time in the past decade despite having the second-youngest roster in the NFL. The five-game improvement from 2019 was tied for the best in the league that season and tied for the third-best in team history. The Dolphins set a team record by starting 10 different

rookies that year, including eight in one game in a Week 15 win vs. New England.

With several offseason additions, Grier helped build one of the NFL's best defenses in 2020. Miami led the league in third-down defense (28.8 pct.) and takeaways (29) and finished sixth in scoring (21.1 points allowed per game).

Two of Grier's draft picks – Howard and kicker Jason Sanders (2018, seventh round) earned first-team All-Pro honors in 2020, marking the first time since 2006 (Zach Thomas and Jason Taylor) the Dolphins had two first-team All-Pro honorees in the same season. Defensive tackle Raekwon Davis was named to the PFWA's All-Rookie team after Grier selected him in the second round of the 2020 NFL Draft.

In 2019, the Dolphins steadily improved despite having the youngest roster in the NFL, winning five of their final nine games. Wilkins led all rookie defensive linemen with 56 tackles, the fifth-most by an NFL rookie defensive lineman since 2015.

Grier and his staff also uncovered several undrafted free agents in 2019. Wide receiver Preston Williams was tied for the NFL lead among rookies with 32 receptions at the time he suffered a season-ending injury. Cornerback Nik Needham had 11 passes defended, the second-most among all rookies that season. Running back Patrick Laird finished the season with 204 receiving yards, second among NFL rookie running backs.

From 2016-18, Grier oversaw the draft and both pro and college scouting departments, and was responsible for the acquisition of multiple All-Pro and Pro Bowl players including Howard, Sanders, wide receiver/returner Jakeem Grant, tackle Laremy Tunsil and safety Minkah Fitzpatrick.

The 2018 draft saw Grier and his personnel department net several key contributors. Linebacker Jerome Baker was a third-round pick and finished his rookie season tied for 11th among NFL rookies in tackles (76). Baker quickly took on a leadership role and was elected a team captain in 2019, just his second season in the league. He later became the first Dolphins player since at least 2000 to record 400-plus tackles in his first four seasons in the league.

In 2017, the Dolphins finished the season with 10 rookies on the active roster and four more on injured reserve or non-football illness lists. Miami was one of just three teams to play eight rookies on defense and one of just six to have at least four rookies start games on defense. Six undrafted rookie free agents contributed to the team that season. Defensive tackle Davon Godchaux finished his rookie campaign fourth among all NFL defensive linemen with 40 tackles (26 solo), despite being a fifth-round pick.

In his first draft as general manager in 2016, Grier selected Howard in the second round. In six NFL seasons, Howard has earned a first-team All-Pro nod (2020), been selected to the Pro Bowl three times (2018, 2020, 2021), led the NFL in interceptions in one season (2020), tied for the NFL lead in interceptions in another (2018) and totaled more interceptions since he entered the league than any other NFL player.

The team also drafted running back Kenyan Drake and Grant in 2016, who became just the second rookie duo in team history to combine for a kickoff return and punt return for a touchdown in the same season. In 2020, Grant earned second-team All-Pro honors as a returner.

Grier helped turn more than half the roster over in 2016, as the team entered training camp with more than 45 new players acquired during the offseason. The results were a four-game improvement from the previous season, the fifth-best mark in the NFL. The Dolphins finished 10-6 with a playoff berth, the team's best record and first playoff appearance since 2008.

As the team's director of college scouting (2007-15), Grier was part of a front office that discovered numerous Pro Bowl players. During that time, the Dolphins drafted seven players that combined for 14 Pro Bowl selections with the team. The list includes tackle Jake Long (2008-10), defensive tackle Paul Soliai (2011), punter Brandon Fields (2013), center Mike Pouncey (2013-15), safety Reshad Jones (2015; 2017), wide receiver Jarvis Landry (2015-17) and running back Jay Ajayi (2016).

Grier was also successful at finding value late in drafts. Jones, a fifth-round pick in 2010, was named the team's co-MVP following the 2015 season after he became the first player in team history to record at least 100 tackles, four interceptions and two sacks in a season. Ajayi was also a fifth-round pick (2015) and became the fourth player in NFL history to rush for 200 yards in three games during the same season. Ajayi's 1,272 rushing yards in 2016 were third-most in Dolphins history.

Prior to being the team's director of college scouting, Grier served as an area scout with the club from 2000-02, before being promoted to national scout/assistant director of college scouting in 2003. Miami won the AFC East during his first season with the team.

Grier started with the New England Patriots as an intern in 1994. He joined the club on a full-time basis the following year, serving as a regional scout until he joined the Dolphins in 2000. In 1996, Grier was part of a New England staff that won the AFC Championship. He helped scout several players for a Patriots roster that went on to win Super Bowls XXXVI, XXXVIII and XXXIX.

Grier has worked with several of football's most successful coaches and executives throughout his career and that has helped shape his football philosophy. His father, Bobby Grier, is the former vice president of player personnel for the Patriots and recently retired as a senior personnel advisor with the Houston Texans. Chris has also worked with and learned under Pro Football Hall of Famer Bill Parcells, Patriots Head Coach Bill Belichick, Seattle Seahawks Head Coach Pete Carroll and University of Alabama Head Coach Nick Saban.

Grier attended the University of Massachusetts-Amherst where he majored in journalism and played football for two years before injuries ended his career. He spent his final two years there as an undergraduate assistant.

Chris' brother, Michael, played for the Edmonton Oilers, Washington Capitals, San Jose Sharks and

Buffalo Sabres of the National Hockey League and is currently the general manager of the Sharks. When Michael was appointed to the position in 2022, he became the first Black general manager in NHL history. A native of Holliston, Mass., Grier and his wife, Paige, have two sons, Landon and Jackson.

CHRIS GRIER'S CAREER		
1994-99	New England Patriots	Intern (1994) Regional Scout (1995-99)
2000-present	Miami Dolphins	Area Scout (2000-02) National Scout/Assistant Director of College Scouting (2003-06) Director of College Scouting (2007-15) General Manager (2016-present)



**MIKE**  
**McDANIEL**

HEAD COACH  
COLLEGE: YALE  
NFL: 16TH SEASON  
DOLPHINS: FIRST SEASON

 2016, 2019

Mike McDaniel was named the 14th head coach in team history on Feb. 7, 2022.

The 2022 season marks McDaniel's 16th as an NFL coach. He most recently spent five seasons (2017-21) with the San Francisco 49ers where he was the team's run game specialist in 2017 before being promoted to run game coordinator in 2018 and again to offensive coordinator in 2021.

In McDaniel's first season as offensive coordinator, the 49ers finished seventh in the NFL in total offense (375.7 yards per game) and 13th in scoring offense (25.1 points per game) while advancing to the NFC Championship game. San Francisco's offense was balanced, ranking seventh in rushing (127.4) and 12th in passing (248.3). Wide receiver Deebo Samuel recorded 1,405 receiving yards, the most by a 49er since wide receiver Terrell Owens in 2001, and fifth-most in the NFL that season. Samuel's 1,770 scrimmage yards were the most by a 49er since running back Frank Gore in 2006. The San Francisco offense had four players earn Pro Bowl selections – Samuel, fullback Kyle Juszczyk, tight end George Kittle and tackle Trent Williams. Williams also earned All-Pro honors.

McDaniel served as San Francisco's run game coordinator from 2018-20. During that time, the 49ers were fifth in the NFL in rushing, averaging 127.0 yards per game, despite having a different leading rusher in all three seasons.

In 2020, San Francisco had several injuries at the running back position and still finished in the top half of the league with 118.1 rushing yards per game. Running back Jeff Wilson Jr. led the team with 600 yards on the ground despite starting just three games and missing some time on injured reserve. Running back Raheem Mostert had 521 rushing yards in just eight games. Juszczyk and Williams earned Pro Bowl selections and Williams was also named All-Pro.

McDaniel helped the 49ers have one of the league's most effective rushing attacks in 2019 as San Francisco went 13-3, winning the NFC and advancing to Super Bowl LIV. The 49ers had the NFL's second-ranked rushing offense, averaging 144.1 yards per game. Three different running backs rushed for more than 500 yards – Mostert (772), Matt Breida (623) and Tevin Coleman (544). Juszczyk was named to the Pro Bowl at the end of the season.

In 2018, the 49ers had four different backs rush for at least 200 yards. Breida led the way with a career-high 814 rushing yards just a year after he was an undrafted college free agent. His 5.32 yards per carry ranked fourth among all NFL players that season. The 49ers finished 13th in the league in rushing (118.9). Juszczyk was named to the Pro Bowl at the end of the season.

As run game specialist in 2017, McDaniel helped the 49ers rush for 1,662 yards and 15 rushing touchdowns in a season where they were forced to use three different starting quarterbacks due to injury. Running back Carlos Hyde led the way with 938 yards and a career-high eight rushing touchdowns. Juszczyk and tackle Joe Staley earned Pro Bowl selections.

Prior to San Francisco, McDaniel spent two seasons (2015-16) as an offensive assistant with the Atlanta Falcons. During his tenure, the Falcons had the second-best total offense (394.9) and third-best scoring offense (27.5) in the NFL. Atlanta's passing attack ranked second (284.5).

In 2016, Atlanta led the NFL in scoring, averaging 33.8 points per game, en route to finishing 11-5 and winning the NFC to advance to Super Bowl LI. The Falcons had the second-best total offense (415.8), third-best passing offense (295.3) and fifth-best rushing offense (120.5). Quarterback Matt Ryan passed for a franchise-record 4,944 yards, which was second in the NFL that season. Wide receiver Julio Jones was second in the league with 1,409 receiving yards. Four different Falcons earned Pro Bowl selections – Ryan, Jones, running back Devonta Freeman and center Alex Mack. Ryan, Jones and Mack also earned All-Pro honors.

The 2015 Falcons offense ranked sixth in passing (273.7) and seventh in total offense (374.1). Jones led the NFL with 1,871 receiving yards, a Falcons franchise record. In his first season as starting running back, Freeman topped 1,000 yards. Freeman, Jones and fullback Patrick DiMarco all earned Pro Bowl selections and All-Pro honors.

McDaniel spent the 2014 season as wide receivers coach for the Cleveland Browns. In his lone season there, wide receiver Andrew Hawkins had a career-high 824 yards. Undrafted rookie Taylor Gabriel had 621 receiving yards, which wound up being the second-highest total in his six-year NFL career. His receiver unit helped quarterback Brian Hoyer post the only 3,000-yard passing season of his career.

McDaniel's first NFL position coach job came in 2013 with Washington when he was promoted to wide receivers. Wide receiver Pierre Garçon had the best season of his 11-year NFL career, leading the NFL with 113 receptions. He totaled career highs in receptions (113) and receiving yards (1,346).

McDaniel spent the 2011-12 seasons with Washington as an offensive assistant. On those staffs, McDaniel worked with current NFL head coaches Matt LaFleur (Green Bay), Sean McVay (L.A. Rams) and Kyle Shanahan (San Francisco).

In 2012, Washington led the league in rushing (169.3) and finished 10-6, winning the NFC East. The team was fourth in scoring offense (27.3) and fifth in total offense (383.2). Running back Alfred Morris rushed for 1,613 yards as a rookie selected in the sixth round. It was the third-highest rushing total by a rookie in NFL history and he earned second-team All-Pro honors.

From 2009-10, McDaniel served as running backs coach for the Sacramento Mountain Lions of the United Football League, where he worked for former NFL head coach, Dennis Green.

McDaniel was an offensive assistant for the Houston Texans from 2006-08 where he worked under three different offensive coordinators in three seasons – Troy Calhoun (2006), Mike Sherman (2007) and Kyle Shanahan (2008).

His first NFL coaching position came as a coaching intern with the Denver Broncos in 2005.

A native of Greeley, Colorado, McDaniel played wide receiver at Yale, where he graduated with a degree in history. He and his wife, Katie, have one daughter.

MIKE McDANIEL'S COACHING CAREER		
2005	Denver Broncos	Coaching Intern
2006-08	Houston Texans	Offensive Assistant
2009-10	Sacramento (UFL)	Running Backs
2011-13	Washington Commanders	Offensive Assistant (2011-12) Wide Receivers (2013)
2014	Cleveland Browns	Wide Receivers
2015-16	Atlanta Falcons	Offensive Assistant
2017-21	San Francisco 49ers	Run Game Specialist (2017) Run Game Coordinator (2018-20) Offensive Coordinator (2021)
2022-present	Miami Dolphins	Head Coach





## 2022 MIAMI DOLPHINS OFFENSIVE COACHES



### **FRANK SMITH** **OFFENSIVE COORDINATOR**

Born Feb. 21, 1981, Milwaukee, Wis. Offensive line Miami (Ohio) 1999-2003. No pro playing experience. College coach: Miami (Ohio) 2004-05, Butler 2006-09. Pro coach: New Orleans Saints 2010-14, Chicago Bears 2015-17, Oakland/Las Vegas Raiders 2018-20, L.A. Chargers 2021. Joined Dolphins in 2022.



### **MATT APPLEBAUM** **OFFENSIVE LINE**

Born January 20, 1984, Staten Island, N.Y. Offensive lineman Connecticut 2002-06. Pro offensive lineman Wilkes-Barre/Scranton Pioneers (Arena 2 Football League) 2007. College coach: Central Connecticut State 2008, Miami (FL) 2011-12, Bucknell 2013, Southeastern Louisiana 2015, Davidson 2016-17, Towson 2018-19, Boston College 2020-21. Pro coach: Washington Commanders 2008-10, Jacksonville Jaguars 2014. Joined Dolphins in 2022.



### **DARRELL BEVELL** **QBs/PASSING GAME COORDINATOR**

Born Jan. 6, 1970, Yuma, Ariz. Quarterback Wisconsin 1992-95. No pro playing experience. College coach: Westmar 1996, Iowa State 1997, Connecticut 1998-99. Pro coach: Green Bay Packers 2000-05, Minnesota Vikings 2006-10, Seattle Seahawks 2011-17, Detroit Lions 2019-20 (interim head coach, five games, 2020), Jacksonville Jaguars 2021 (interim head coach, four games, 2021). Joined Dolphins in 2022.



### **JON EMBREE** **ASST. HEAD COACH/TIGHT ENDS**

Born Oct. 15, 1965, Los Angeles, Calif. Tight end Colorado 1983-86. Pro tight end L.A. Rams 1987-89. College coach: Colorado 1991, 1993-2002 and 2011-12 (head coach), UCLA 2003-05. Pro coach: Kansas City Chiefs 2006-08, Washington Redskins 2010, Cleveland Browns 2013, Tampa Bay Buccaneers 2014-16, San Francisco 49ers 2017-21. Joined Dolphins in 2022.




### **JOSH GRIZZARD** **QUALITY CONTROL**

Born June 11, 1990, Zebulon, N.C. Defensive back Yale 2008-2011. No pro playing experience. College coach: Yale 2012, Duke 2013-16. Pro coach: Joined Dolphins in 2017.



### **CHANDLER HENLEY** **ASSISTANT HENRYBACKS**

Born June 18, 1983, Littleton, Colo. Wide receiver Yale 2002-06. No pro playing experience. College coach: Vanderbilt 2014, Yale 2015-17. Pro coach: Tennessee Titans 2018-20, Atlanta Falcons 2021. Joined Dolphins in 2022.




### **LEMUEL JEANPIERRE** **ASSISTANT OFFENSIVE LINE**

Born May 19, 1987, Orlando, Fla. Offensive lineman South Carolina 2007-10. Pro offensive lineman Seattle Seahawks 2011-15. Pro coach: Seattle Seahawks 2017, Oakland Raiders 2018-19. Joined Dolphins in 2020.



### **MIKE PERSON** **OFFENSIVE ASSISTANT**

Born May 17, 1988, Glendive, Mont. Offensive lineman Montana State 2007-10, Pro offensive lineman San Francisco 49ers 2011-12, 2018-19, Indianapolis Colts 2012, 2017, Seattle Seahawks 2012-13, St. Louis Rams 2013-14, Atlanta Falcons 2015-16, Kansas City Chiefs 2016-17. Pro coach: Joined Dolphins in 2022.



### **ALDRICK ROBINSON** **OFFENSIVE ASSISTANT**

Born September 24, 1988, Waxahachie, Texas. Wide receiver SMU 2007-10. Pro wide receiver Washington Commanders 2011-14, Baltimore Ravens 2014-15, Atlanta Falcons 2016, San Francisco 49ers 2017-18, Minnesota Vikings 2018, Carolina Panthers 2019. Pro coach: Joined Dolphins in 2022.



### **KOLBY SMITH** **OFFENSIVE ASSISTANT**

Born Dec. 15, 1984, Tallahassee, Fla. Running back Louisville 2003-06. Pro running back Kansas City Chiefs 2007-09, Denver Broncos 2010, Jacksonville Jaguars 2010. College coach: Arkansas 2012, Western Kentucky 2013, Louisville 2014-18, Rutgers 2019. Pro coach: Joined Dolphins in 2020.



### **ERIC STUDDSEVILLE** **ASSOC. HEAD COACH/RBs**

Born May 29, 1967, Madison, Wisc. Defensive back Wisconsin Whitewater 1985-88. No pro playing experience. College coach: Wingate 1994, Kent State 1995-96. Pro coach: Chicago Bears 1997-2000, New York Giants 2001-03, Buffalo Bills 2004-09, Denver Broncos 2010-17 (interim head coach, four games in 2010). Joined Dolphins in 2018.



### **WES WELKER** **WIDE RECEIVERS**

Born May 1, 1981, Oklahoma City, Okla. Wide receiver Texas Tech 2000-03. Pro wide receiver San Diego Chargers 2004, Miami Dolphins 2004-06, New England Patriots 2007-12, Denver Broncos 2013-14, St. Louis Rams 2015. Pro coach: Houston Texans 2017-18, San Francisco 49ers 2019-21. Joined Dolphins in 2022.





## 2022 MIAMI DOLPHINS DEFENSIVE COACHES



### **JOSH BOYER** **DEFENSIVE COORDINATOR**

Born January 21, 1977, Heath, Ohio. Wide receiver/defensive back Muskingum College 1996-99. No pro playing experience. College coach: King's College (Pa.) 2000, Dayton 2001, Kent State 2002-03, Bryant University 2004, South Dakota School of Mines and Technology 2005. Pro coach: New England Patriots 2006-18. Joined Dolphins in 2019.



### **MATHIEU ARAUJO** **ASSISTANT DEFENSIVE BACKS**

Born April 22, 1993, Fall River, Mass. Defensive back Bridgewater State 2011-14. No pro playing experience. College coach: Springfield College 2016, Boston College 2017-18, Yale 2019-21. Pro coach: Joined Dolphins in 2022.



### **ANTHONY CAMPANILE** **LINEBACKERS**

Born August 18, 1982, Fair Lawn, N.J. Linebacker/safety Bridgewater State 2001-04. No pro playing experience. College coach: Rutgers 2005, 2012-15, Boston College 2016-18, Michigan 2019. Pro coach: Joined Dolphins in 2020.




### **AUSTIN CLARK** **DEFENSIVE LINE**

Born August 3, 1990, Tampa, Fla. Defensive tackle California 2009-14. No pro playing experience. College coach: California, 2014-15, Southern California 2016-17, Illinois 2018-19. Pro coach: Joined Dolphins in 2020.



### **STEVE FERENTZ** **ASSISTANT LINEBACKERS**

Born December 4, 1993, Cleveland, Ohio. Offensive lineman Iowa 2012-16. No pro playing experience. College coach: Iowa 2017, Central Michigan 2018-19. Pro coach: Joined Dolphins in 2020.



### **STEVE GREGORY** **SAFETIES**

Born January 8, 1983, Brooklyn, N.Y. Defensive back Syracuse 2002-05. Pro defensive back San Diego Chargers 2006-11, New England Patriots 2012-13. College coach: Syracuse 2015. Pro coach: Detroit Lions 2018-20. Joined Dolphins in 2021.



### **DERRICK LeBLANC** **ASSISTANT DEFENSIVE LINE**

Born May 6, 1974, Breau Bridge, La. Offensive lineman/defensive lineman Northwestern State 1992-96. No pro playing experience. College coach: LSU 2000, 2008-11, Henderson State 2001-04, Arkansas Tech 2005, Missouri State 2006-07, Wyoming 2012, Southern Mississippi 2013-14, Pearl River Community College 2015, North Texas 2016, Kentucky 2017-19, Arkansas 2020. Pro coach: Joined Dolphins in 2022.



### **SAM MADISON** **CBs/PASS GAME SPECIALIST**

Born April 23, 1974, Thomasville, Ga. Defensive back Louisville 1993-96. Pro cornerback Miami Dolphins 1997-2005, New York Giants 2006-08. No college coaching experience. Pro coach: Kansas City Chiefs 2019-21. Joined Dolphins in 2022.



### **TY MCKENZIE** **OUTSIDE LINEBACKERS**

Born December 11, 1985, New York, N.Y. Linebacker Michigan State 2004, Iowa State 2006, South Florida 2007-08. Linebacker New England Patriots 2009, Tampa Bay Buccaneers 2010-11, Minnesota Vikings 2012-13. College coach: Stanford 2016. Pro coach: Los Angeles Rams 2017, Tennessee Titans 2018-19, Detroit Lions 2020, Indianapolis Colts 2021. Joined Dolphins in 2022.



### **RYAN SLOWIK** **SENIOR DEFENSIVE ASSISTANT**

Born December 27, 1980, Chicago, Ill. Safety Wisconsin Oshkosh 2002-03. College coach: Wisconsin-Oshkosh 2004, Tennessee 2017. Pro coach: Denver Broncos 2005-08, Arizona Cardinals 2009-2014, New York Jets 2015, Cleveland Browns 2016. Joined Dolphins in 2022.



### **PATRICK SURTAIN** **DEFENSIVE ASSISTANT**

Born June 19, 1976, New Orleans, La. Defensive back Southern Mississippi 1994-97. Pro defensive back Miami Dolphins 1998-2004, Kansas City Chiefs 2005-08. Pro coach: Joined Dolphins in 2022.



## 2022 MIAMI DOLPHINS SPECIAL TEAMS COACHES



### **DANNY CROSSMAN** **SPECIAL TEAMS COORDINATOR**

Born January 17, 1967, El Paso, Texas. Defensive back Kansas 1985, Pittsburgh 1987-89. Pro defensive back Washington Redskins 1990, Detroit Lions 1991-92. College coach: U.S. Coast Guard Academy 1993, Western Kentucky 1994-96, Central Florida 1997-98, Georgia Tech 1999-2001, Michigan State 2002. Pro coach: Carolina Panthers 2003-09, Detroit Lions 2010-12, Buffalo Bills 2013-18. Joined Dolphins in 2019.



### **BRENDAN FARRELL** **ASSISTANT SPECIAL TEAMS**

Born April 8, 1978, Rochester, N.Y. Linebacker/safety Notre Dame 1996-99. No pro playing experience. College coach: Wayne State 2002-03, Middle Tennessee State 2004-05, LSU 2006-08, Northwestern State 2009-12, Alabama 2013-18. Pro coach: Joined Dolphins in 2019.



### **RICARDO ALLEN** **SPECIAL TEAMS ASSISTANT**

Born December 18, 1991, Daytona Beach, Fla. Defensive back Purdue 2010-13. Pro defensive back Atlanta Falcons 2015-20, Cincinnati Bengals 2021. Pro coach: Joined Dolphins in 2022.

## 2022 MIAMI DOLPHINS STRENGTH & CONDITIONING COACHES



### **DAVE PULOKA** **HEAD STRENGTH & CONDITIONING**

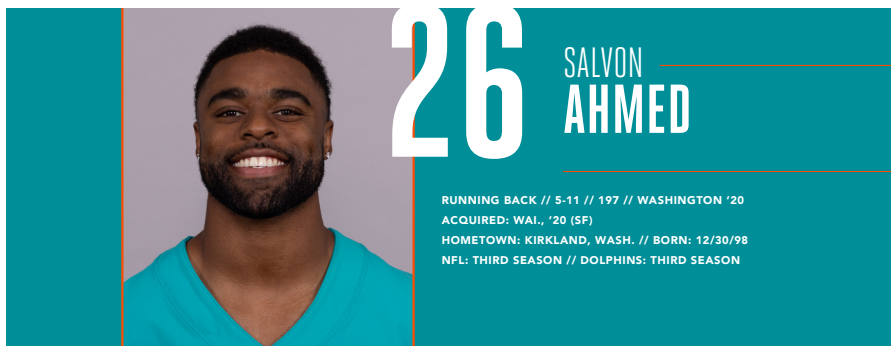
Born January 12, 1979, Arlington, Mass. Linebacker Holy Cross 1997-2000. No pro playing experience. College coach: Stevens Institute of Technology 2005, Virginia 2006. Pro coach: Atlanta Falcons 2007. Joined Dolphins in 2008.



### **ADAM LACHANCE** **ASST. STRENGTH & CONDITIONING**

Born September 5, 1984; Rochester, New Hampshire. No college or pro playing experience. Pro coach: Joined Dolphins in 2015.





RUNNING BACK // 5-11 // 197 // WASHINGTON '20  
 ACQUIRED: WASH., '20 (SF)  
 HOMETOWN: KIRKLAND, WASH. // BORN: 12/30/98  
 NFL: THIRD SEASON // DOLPHINS: THIRD SEASON

## NFL CAREER

### TRANSACTIONS:

- Signed to Miami's active roster on Oct. 9, 2020.
- Signed to Miami's practice squad on Sept. 6, 2020.
- Waived by Miami on Sept. 5, 2020.
- Awarded off waivers to Miami on Aug. 26, 2020.
- Waived by San Francisco on Aug. 25, 2020.
- Signed by San Francisco as an undrafted college free agent on May 1, 2020.

### CAREER HIGHLIGHTS:

- Played in 26 career games with 4 starts.
- 134 carries for 482 yards (3.6 avg.) and 3 TDs.
- 23 receptions for 178 yards (7.7 avg.).
- 1 miscellaneous tackle.

### 2022 (MIAMI):

- Played in 8 games.
- Dressed but did not play 3 games.
- Inactive for 2 games.
- 5 carries for 14 yards (2.8 avg.).

**VS. CLEVELAND (11/13):** 3 carries for 11 yards (3.7 avg.).

### 2021 (MIAMI):

- Played in 12 games.
- Inactive for 4 games.
- Dressed but did not play in 1 game.
- 54 carries for 149 yards (2.8 avg.).
- 12 receptions for 117 yards (9.8 avg.).
- 1 miscellaneous tackle.

**VS. ATLANTA (10/24):** 7 carries for 26 yards (3.7 avg.); 2 receptions for 26 yards (13.0 avg.).

**VS. CAROLINA (11/28):** 5 carries for 17 yards (3.4 avg.); 1 reception for 9 yards.

**VS. N.Y. GIANTS (12/5):** 8 carries for 23 yards (2.9 avg.).

### 2020 (SAN FRANCISCO/MIAMI):

- Played in 6 games with 4 starts with Miami.
- Inactive for 6 games with Miami.
- Promoted to active roster on Oct. 9.
- Spent 4 games on the practice squad with Miami.
- Awarded off waivers to Miami on Aug. 26.
- 75 carries for 319 yards (4.3 avg.) and 3 TDs with Miami.

- 11 receptions for 61 yards (5.5 avg.) with Miami.
- AT ARIZONA (11/8):** 7 carries for 38 yards (5.4 avg.).
- Made his NFL debut.
- VS. L.A. CHARGERS (11/15):** 21 carries for 85 yards (4.1 avg.) and 1 TD; 1 reception for 5 yards.
- Scored on a 1-yard TD run in the 1st quarter to give Miami a 7-0 lead.
- VS. NEW ENGLAND (12/20):** 23 carries for 122 yards (5.3 avg.) and 1 TD; 1 reception for 5 yards.
- Scored on a 1-yard TD run in the 3rd quarter to give Miami a 7-6 lead.
  - His 122 rushing yards were a franchise record for undrafted rookies.

## BEFORE THE NFL

### COLLEGE (WASHINGTON):

- 3-year letterman (2017-19) and 1-year starter.
- CAREER:** Played in 39 games with 16 starts; 353 carries for 2,016 yards (5.7 avg.) and 21 TDs; 50 receptions for 331 yards (6.6 avg.); 20 kickoff returns for 500 yards (25.0 avg.).
- JUNIOR (2019):** Started 12 games; 188 carries for 1,020 yards (5.4 avg.) and 11 TDs; 16 receptions for 84 yards (5.3 avg.); 5 kickoff returns for 116 yards (23.2 avg.).
- 3rd-team All-Pac 12.
- SOPHOMORE (2018):** Played in all 14 games with 3 starts; 104 carries for 608 yards (5.9 avg.) and 7 TDs; 21 receptions for 170 yards (8.1 avg.); 1 kickoff return for 31 yards.
- TRUE FRESHMAN (2017):** Played in all 13 games with 1 start; 61 carries for 388 yards (6.4 avg.) and 3 TDs; 13 receptions for 77 yards (5.9 avg.); 14 kickoff returns for 353 yards (25.2 avg.).
- Honorable mention All-Pac 12.

### HIGH SCHOOL (JUANITA HS – KIRKLAND, WASH.)

- Played running back and cornerback.
- SENIOR (2016):** 1,300 rushing yards and 13 TDs.
- KingCo 3A Offensive MVP.
  - All-state selection at defensive back.
  - All-area.
- JUNIOR (2015):** 1,800 rushing yards and 29 TDs.
- KingCo 3A/2A Offensive Player of the Year.
  - All-state selection at defensive back.
  - All-area.

## OFF THE FIELD

### PERSONAL:

- **PRONUNCIATION:** Name is pronounced suh-VON OCK-med
- **MAJOR:** Education.

### SALVON AHMED'S NFL REGULAR SEASON STATS

YEAR	TEAM	GP	GS	RUSHING				RECEIVING			
				ATT	YDS	AVG	LG	TD	REC	YDS	AVG
2020	MIAMI	6	4	75	319	4.3	31	3	11	61	5.5
2021	MIAMI	12	0	54	149	2.8	16	0	12	117	9.8
2022	MIAMI	8	0	5	14	2.8	7	0	0	0	0.0
NFL TOTALS		26	4	134	482	3.6	31	3	23	178	7.7

### ADDITIONAL STATS

Miscellaneous Tackles: 1 in 2021.

### SINGLE-GAME CAREER HIGHS

Rushes:	23	vs. New England, 12/20/20
Rushing Yards:	122	vs. New England, 12/20/20
Longest Rush:	31	vs. New England, 12/20/20
Rushing TDs:	1	3 times, last: at Buffalo, 1/3/21
Receptions:	5	at Denver, 11/22/20
Receiving Yards:	31	at Denver, 11/22/20
Longest Reception:	13	at Denver, 11/22/20

### 100-YARD RUSHING GAMES (1)

DATE	OPPONENT	ATT	YDS	AVG	LG	TD
12/20/20	NEW ENGLAND	23	122	5.3	31	1

### 2020 GAME-BY-GAME STATS (MIAMI)


DATE	OPPONENT	P/S	ATT	YDS	AVG	LG	TD
09/13	at New England		PRACTICE SQUAD				
09/24	at Jacksonville		PRACTICE SQUAD				
10/04	SEATTLE		PRACTICE SQUAD				
10/11	at San Francisco		INACTIVE				
10/18	N.Y. JETS		INACTIVE				
11/01	L.A. RAMS		INACTIVE				
11/08	at Arizona	1/0	7	38	5.4	19	0
11/15	N.Y. JETS	1/1	21	85	4.1	18	1
11/22	at Denver	1/1	12	43	3.6	14	0
11/29	at N.Y. Jets		INACTIVE				
12/06	CINCINNATI		INACTIVE				
12/13	KANSAS CITY		INACTIVE				
12/20	NEW ENGLAND	1/1	23	122	5.3	31	1
12/26	at Las Vegas	1/1	6	2	0.3	5	0
01/03	at Buffalo	1/0	6	29	4.8	16	1
2020 TOTALS		6/4	75	319	4.3	31	3

### 2021 GAME-BY-GAME STATS (MIAMI)

DATE	OPPONENT	P/S	ATT	YDS	AVG	LG	TD
09/12	at New England	1/0	3	4	1.3	8	0
09/19	BUFFALO	1/0	6	17	2.8	8	0
09/26	at Las Vegas	1/0	0	0	0.0	-	0
10/03	INDIANAPOLIS	1/0	3	1	0.3	4	0
10/10	at Tampa Bay	1/0	2	5	2.5	4	0
10/17	at Jacksonville	1/0	7	22	3.1	5	0
10/24	ATLANTA	1/0	7	26	3.7	7	0
10/31	at Buffalo	1/0	7	22	3.1	12	0
11/07	HOUSTON	1/0	4	6	1.5	2	0
11/11	BALTIMORE	1/0	2	6	3.0	4	0
11/21	at N.Y. Jets		INACTIVE				
11/28	CAROLINA	1/0	5	17	3.4	16	0
12/05	N.Y. GIANTS	1/0	8	23	2.9	11	0
12/19	N.Y. JETS		DID NOT PLAY				
12/27	at New Orleans		INACTIVE				
01/02	at Tennessee		INACTIVE				
01/09	NEW ENGLAND		INACTIVE				
2021 TOTALS		12/0	54	149	2.8	16	0

### 2022 GAME-BY-GAME STATS (MIAMI)



DATE	OPPONENT	P/S	ATT	YDS	AVG	LG	TD
09/11	NEW ENGLAND		INACTIVE				
09/18	at Baltimore	1/0	0	0	0.0	-	0
09/25	BUFFALO		DID NOT PLAY				
09/29	at Cincinnati	1/0	0	0	0.0	-	0
10/09	at N.Y. Jets		INACTIVE				
10/16	MINNESOTA	1/0	0	0	0.0	-	0
10/23	PITTSBURGH	1/0	0	0	0.0	-	0
10/30	at Detroit	1/0	1	2	2.0	2	0
11/06	at Chicago	1/0	0	0	0.0	-	0
11/13	CLEVELAND	1/0	3	11	3.7	7	0
11/27	HOUSTON		DID NOT PLAY				
12/04	at San Francisco		DID NOT PLAY				
12/11	at L.A. Chargers	1/0	1	1	1.0	1	0
12/17	at Buffalo						
12/25	GREEN BAY						
01/01	at New England						
TBD	N.Y. JETS						
2022 TOTALS		8/0	5	14	2.8	7	0



72

TERRON  
ARMSTEAD

TACKLE // 6-5 // 305 // ARKANSAS PINE-BLUFF '13  
ACQUIRED: UFA, '22 (NO)  
HOMETOWN: CAHOKIA, ILL. // BORN: 7/23/91  
NFL: 10TH SEASON // DOLPHINS: FIRST SEASON

 2018, 2019, 2020
 2018, 2019, 2020, 2021, 2022

## NFL CAREER

### TRANSACTIONS:

- Signed by Miami as an unrestricted free agent from New Orleans on March 24, 2022.
- 3rd-round pick (75th overall) by New Orleans in the 2013 NFL Draft.

### CAREER HONORS:

- No. 79 on the NFL Network Top 100 list in 2021.
- 2020 Ed Block Courage Award (New Orleans recipient).
- 2020 Pro Bowl selection.
- 2019 Pro Bowl selection.
- 2019 Walter Payton Man of the Year Nominee (New Orleans).
- 2018 Pro Bowl selection.
- 2018 2nd-team All-Pro.
- Ford Tough Offensive Line of the Week (at Cincinnati, 11/11/18).

### CAREER HIGHLIGHTS:

- Played in 108 career games with 104 starts at left tackle.
- 3 miscellaneous tackles.
- 2 miscellaneous fumble recoveries.
- Is a 5-time team captain (2018-22).

### 2022 (MIAMI):

- Started 11 games at left tackle.
- Inactive for 2 games.
- Serves as a team captain.

### AT BALTIMORE (9/18):

- Helped the Dolphins overcome a 21-point fourth-quarter deficit and post 547 total yards in the win.

### AT DETROIT (10/30):

- Helped the Dolphins total 476 yards of offense in the come-from-behind victory.

### VS. CLEVELAND (11/13):

- Helped the offense total 491 yards and 39 points while not allowing QB Tua Tagovailoa to get sacked.

### 2021 (NEW ORLEANS):

- Started 8 games at left tackle.
- Inactive for 9 games.
- 1 miscellaneous tackle.
- Served as a team captain.

### AT CAROLINA (9/19):

- Appeared in his 100th career NFL game (regular season and playoffs).

### VS. ATLANTA (10/7):

- Started his 100th career NFL game (regular season and playoffs).

### AT N.Y. JETS (12/12):

- Helped block for a ground attack that gained 203 yards including 120 from RB Alvin Kamara.

### HONORS:

- No. 79 on the NFL Network Top 100 list.

### 2020 (NEW ORLEANS):

- Started 14 games at left tackle.
- Spent 2 games on the Reserve/COVID-19 list.
- Served as a team captain.

### AT TAMPA BAY (11/8):

- Protected QB Drew Brees who completed 26-of-32 passing for 222 yards and 4 TDs for a QB rating of 135.2.

### VS. ATLANTA (11/22):

### VS. MINNESOTA (12/25):

- Paved the way for RB Alvin Kamara to rush for 155 yards and tie an NFL record with 6 rushing TDs.
- Protected QB Drew Brees and QB Taysom Hill as the team did not allow a sack.

### POSTSEASON:

### NFC WILD CARD VS. CHICAGO (1/10):

Started at left tackle.

### NFC DIVISIONAL VS. TAMPA BAY (1/17):

Started at left tackle.

### PRO BOWL:

- Selected to start the Pro Bowl for the 3rd-straight time in his career.

### HONORS:

- Ed Block Courage Award (New Orleans recipient).

### 2019 (NEW ORLEANS):

- Started 15 games at left tackle.
- Inactive for 1 game.
- 1 miscellaneous fumble recovery.
- Served as a team captain.

### VS. ARIZONA (10/27):

- Paved the way for RB Latavious Murray to rush for 102 yards and 1 TD.
- Protected QB Drew Brees as the team did not allow a sack.

### VS. INDIANAPOLIS (12/16):

- Protected QB Drew Brees as the team did not

allow a sack.

- Brees was 29-of-30 passing (96.7 pct.) for 307 yards and 4 TDs for a QB rating of 148.9.
- Helped Brees break the NFL record for career TD passes with 540.

**AT CAROLINA (12/29):** Started at left tackle.

- Protected QB Drew Brees as the team did not allow a sack.

**POSTSEASON:**

**NFC WILD CARD VS. MINNESOTA (1/5):** Started at left tackle.

**PRO BOWL:**

- Selected to start the Pro Bowl for the 2nd-straight time in his career.

**HONORS:**

- Walter Payton Man of the Year nominee (New Orleans).

**2018 (NEW ORLEANS):**

- Started 10 games at left tackle.
- Inactive for 6 games.
- Served as a team captain.

**AT N.Y. GIANTS (9/30):** Started at left tackle.

- Paved the way for RB Alvin Kamara to rush for 134 yards and 3 TDs.

**VS. WASHINGTON (10/8):** Started at left tackle.

- Protected QB Drew Brees, who completed 26-of-29 passes (89.7 pct.) for 363 yards and 3 TDs.
- Helped Brees break the NFL all-time record for passing yards with 71,940 in the 2nd quarter.

**AT CINCINNATI (11/11):** Started at left tackle.

- Protected QB Drew Brees as the team did not allow a sack.
- Brees completed 22-of-25 passing (88.0 pct.) and 3 TDs for a QB rating of 150.4.
- Blocked for a running game that had 47 carries for 244 yards (5.2 avg.) and 3 TDs including 104 yards from RB Mark Ingram.

**POSTSEASON:**

**NFC DIVISIONAL VS. PHILADELPHIA (1/13):** Started at left tackle.

- Protected QB Drew Brees as he completed 28-of-38 passing (73.7 pct.) for 301 yards and 2 TDs for a passer rating of 103.1.

**NFC CHAMPIONSHIP VS. L.A. RAMS (1/20):** Started at left tackle.

**PRO BOWL:**

- Selected to start the Pro Bowl for the 1st time in his career.

**HONORS:**

- 2018 2nd-team All-Pro.
- Ford Tough Offensive Line of the Week (at Cincinnati, 11/11).

**2017 (NEW ORLEANS):**

- Started 10 games at left tackle.
- Inactive for 5 games.
- Dressed but did not play in 1 game.

**VS. DETROIT (10/15):** Started at left tackle.

- Protected QB Drew Brees as the team did not allow a sack.

**VS. BUFFALO (11/12):** Started at left tackle.

- Protected QB Drew Brees as the team did not allow a sack.
- Helped block for a ground attack that gained 298

yards and 6 TDs including 131 yards and 3 TDs from RB Mark Ingram and 106 yards and 1 TD from RB Alvin Kamara.

**VS. N.Y. JETS (12/17):** Started at left tackle.

- Protected QB Drew Brees as the team did not allow a sack.

**POSTSEASON:**

**NFC WILD CARD VS. CAROLINA (1/7):** Started at left tackle.

- Protected QB Drew Brees as he completed 23-of-33 passing (69.7 pct.) for 376 yards and 2 TDs for a passer rating of 115.2.

**NFC DIVISIONAL AT MINNESOTA (1/14):** Started at left tackle.

**2016 (NEW ORLEANS):**

- Started 7 games at left tackle.
- Inactive for 6 games.
- Missed the rest of the regular season after being placed on injured reserve on Dec. 14.

**VS. SEATTLE (10/30):** Started at left tackle.

**VS. L.A. RAMS (11/27):** Started at left tackle.

- Protected QB Drew Brees who completed 28-of-36 passing (77.8 pct.) for 310 yards and 4 TDs for a QB rating of 139.6.
- Helped block for a ground attack that gained 209 yards and 2 TDs including 146 yards and 1 TD from RB Mark Ingram.

**2015 (NEW ORLEANS):**

- Started 13 games at left tackle.
- Inactive for 3 games.

**VS. N.Y. GIANTS (11/1):** Started at left tackle.

- Protected QB Drew Brees as the team did not allow a sack.
- Brees completed 39-of-50 passing (78.0 pct.) for 505 yards and a career-high 7 TDs for a QB rating of 131.7.

**AT TAMPA BAY (12/13):** Started at left tackle.

**VS. JACKSONVILLE (12/27):** Started at left tackle.

- Protected QB Drew Brees as he completed 25-of-36 passing (69.4 pct.) for 412 yards and 3 TDs for a QB rating of 135.4.

**2014 (NEW ORLEANS):**

- Started 14 games at left tackle.
- Inactive for 2 games.

**VS. MINNESOTA (9/21):** Started at left tackle.

**VS. GREEN BAY (10/26):** Started at left tackle.

- Paved the way for RB Mark Ingram to rush for 172 yards and 1 TD.

**AT PITTSBURGH (11/30):** Started at left tackle.

- Protected QB Drew Brees as he completed 19-of-27 passing (70.4 pct.) for 257 yards and 5 TDs for a QB rating of 140.0.

**2013 (NEW ORLEANS):**

- Played in 6 games with 2 starts at left tackle.
- Inactive for 10 games.

**VS. ARIZONA (9/22):** Played but did not record any stats.

- Made his NFL debut.

**AT CAROLINA (12/22):** Started at left tackle.

- Made his first career start.



**VS. TAMPA BAY (12/29):** Started at left tackle.

- Protected QB Drew Brees as he completed 24-of-31 passing (77.4 pct.) for 381 yards and 4TDs for a QB rating of 157.4.

**POSTSEASON:**

**NFC WILD CARD AT PHILADELPHIA (1/11):** Started at left tackle.

- Protected QB Drew Brees as he completed 23-of-33 passing (69.7 pct.) for 376 yards and 2 TDs for a passer rating of 115.2.

**NFC DIVISIONAL AT SEATTLE (1/11):** Started at left tackle.

**BEFORE THE NFL**

**COLLEGE (ARKANSAS PINE-BLUFF):**

- 4-year starter (2009-12).
- Also competed in track & field.

**CAREER:** Played in 37 games with 32 starts at left tackle.

**SENIOR (2012):** Started all 12 games at left tackle.

- 1st-team All-American.
- 1st-team All-SWAC.

**JUNIOR (2011):** Started 10 games at left tackle.

- 1st-team All-SWAC.

**SOPHOMORE (2010):** Started 10 games at left tackle.

- 1st team All-SWAC.

**TRUE FRESHMAN (2009):** Played in 5 games.

**HIGH SCHOOL (CAHOKIA HS – CAHOKIA, ILL.)**

- Also participated in track & field, where he earned a state title.

**SENIOR (2008):**

- All-Southern Seven Conference.

- All-Class 5A.

- Belleville News-Democrat Class 1A-2A Track and Field Athlete of the Year.

**OFF THE FIELD**

**COMMUNITY:**

**2020:**

- Partnered with the Scholars Education Center to open a location in Metairie, Louisiana that provides students of all ages with a space for empowerment, growth and access to impactful educational resources.

**2019:**

- Hosted a “Day of Sport” event in the Ochsner Sports Performance Center indoor field, putting over 200 children through various fitness and yoga drills.
- Co-hosted an event to benefit Team Gleason and Son of a Saint with A.J. Klein.

**2016:**

- Participated in “Greasing of the Poles” event to commemorate the start of Mardi Gras.
- Played in Tim Lelito’s charity softball game.

**PERSONAL:**

- **PRONUNCIATION:** First name is pronounced tuh-RON.
- **MAJOR:** Industrial technology engineering.

**TERRON ARMSTEAD'S NFL REGULAR SEASON STATS**

**GAMES/STARTS:** (New Orleans) 2013: 6/2, 2014: 14/14, 2015: 13/13, 2016: 7/7, 2017: 10/10, 2018: 10/10, 2019: 15/15, 2020: 14/14, 2021: 8/8, (Miami) 2022: 11/11 **NFL TOTALS: 108/104**

**TERRON ARMSTEAD'S NFL PLAYOFF STATS**

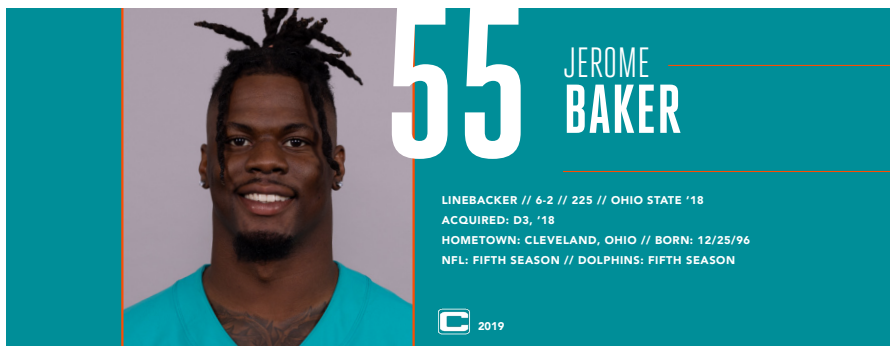
**GAMES/STARTS:** (New Orleans) 2013: 2/2, 2017: 2/2, 2018: 2/2, 2019: 1/1, 2020: 2/2 **PLAYOFF TOTALS: 9/9**

**ADDITIONAL STATS**

**Miscellaneous Tackles:** 1 in 2015, 1 in 2017, 1 in 2021 for total of 3 (P-2).

**Miscellaneous Fumble Recoveries:** 1 in 2017, 1 in 2019 for total of 2.





LINEBACKER // 6-2 // 225 // OHIO STATE '18  
 ACQUIRED: D3, '18  
 HOMETOWN: CLEVELAND, OHIO // BORN: 12/25/96  
 NFL: FIFTH SEASON // DOLPHINS: FIFTH SEASON



## NFL CAREER

### TRANSACTIONS:

- 3rd-round pick (73rd overall) by Miami in the 2018 NFL Draft.

### CAREER HONORS:

- 2021 Walter Payton Man of the Year Nominee.
- AFC Defensive Player of the Month (December 2021).

### CAREER HIGHLIGHTS:

- Played in 77 career games with 66 starts.
- 486 tackles (315 solo), 21.0 sacks, 3 interceptions, 17 passes defended and 6 forced fumbles; 1 interception return for a TD.
- 1 punt return for 0 yards (0.0 avg.).
- 5 special teams tackles (3 solo).
- Led the Dolphins in tackles in 3 consecutive seasons from 2019-21.
- Became the 1st Dolphin since at least 2000 to record 400+ tackles in the 1st 4 years of his career.
- His 486 career tackles are 6th among his draft class.

### MOST CAREER TACKLES (2018 DRAFT CLASS)

PLAYER	TM	TOT	SOLO	ASST
1. Roquan Smith	Chi./Bal.	643	421	222
2. Foye Oluokun	Atl./Jax.	596	369	227
3. Fred Warner	SF	594	386	208
4. Shaquille Leonard	Ind.	549	351	198
5. Tremaine Edmunds	Buf.	542	342	200
6. JEROME BAKER	MIA.	486	315	171
7. Jessie Bates	Cin.	463	318	145
8. Rashaan Evans	Ten./Atl.	451	269	182
9. Leighton Vander Esch	Dal.	437	279	158
10. Minkah Fitzpatrick	Pit.	423	282	141

- His 124 tackles in 2019 were 14th in the NFL.
- His 76 tackles in 2018 were 7th among rookie linebackers.
- Served as a team captain in 2019.

### 2022 (MIAMI):

- Started 13 games.
- 83 tackles (54 solo), 4.0 sacks, 3 passes defended and 1 forced fumble.

**VS. BUFFALO (9/25):** 13 tackles (9 solo), 0.5 sack and 1 pass defended.

**VS. HOUSTON (11/27):** 4 tackles (3 solo), 1.0 sack and 1 forced fumble.

- Strip-sacked QB Kyle Allen on a 3rd-and-13 play in the 4th quarter to force a punt.

**AT L.A. CHARGERS (12/11):** 11 tackles (6 solo) and 1.0 sack.

- Sacked QB Justin Herbert in the 3rd quarter.

### 2021 (MIAMI):

- Started 16 games.
- Inactive for 1 game.
- 92 tackles (62 solo), 5.5 sacks, 1 interception, 4 passes defended and 1 forced fumble.

**VS. HOUSTON (11/7):** 7 tackles (5 solo), 1 interception and 1 pass defended.

- Intercepted QB Tyrod Taylor in the 2nd quarter.

**VS. N.Y. JETS (12/19):** 7 tackles (4 solo) and 2.0 sacks.

- Sacked QB Zach Wilson for a loss of 9 yards in the 2nd quarter.

- Sacked QB Zach Wilson for a loss of 10 yards on 3rd-and-12 in the 4th quarter to force a punt.

**AT NEW ORLEANS (12/27):** 6 tackles (5 solo) and 1.5 sacks.

- Sacked QB Ian Book for a loss of 7 yards on 3rd-and-6 in the 1st quarter.

- Split a sack of QB Ian Book with S Jevon Holland for a loss of 12 yards in the 4th quarter.

**AT TENNESSEE (1/2):** 7 tackles (6 solo) and 1.0 sack.

- Sacked QB Ryan Tannehill for a loss of 10 yards on 3rd-and-6 in the 3rd quarter.

### HONORS:

- Walter Payton Man of the Year Nominee.
- AFC Defensive Player of the Month (December).

### 2020 (MIAMI):

- Played in all 16 games with 11 starts.
- 111 tackles (69 solo), 7.0 sacks, 3 passes defended and 2 forced fumbles.
- 1 solo special teams tackle.

**AT NEW ENGLAND (9/13):** 16 tackles (12 solo), 1.0 sack and 1 forced fumble.

- Sacked QB Cam Newton for a loss of 9 yards in the 1st quarter.

- His 16 tackles were the most by a Dolphins player since 2014.

**AT SAN FRANCISCO (10/11):** 7 tackles (6 solo) and 1.0 sack; 1 solo special teams tackle.

- Sacked QB C.J. Beathard for a loss of 9 yards in

the 3rd quarter.

**VS. KANSAS CITY (12/13):** 9 tackles (5 solo) and 2.5 sacks.

- Sacked QB Patrick Mahomes for a loss of 30 yards on 3rd-and-12 in the 1st quarter.
- Sacked QB Patrick Mahomes again in the 2nd quarter for a loss of 5 yards.
- Split a sack with DT Christian Wilkins of QB Patrick Mahomes on 3rd-and-6 in the 4th quarter.
- His 30-yard sack is the longest in Dolphins history and longest in the NFL since 2015.
- Became 1st NFL player to record at least 2.5 sacks in one game against QB Patrick Mahomes.

## 2019 (MIAMI):

- Played in 16 games with 15 starts.
- 124 tackles (74 solo), 1.5 sacks, 1 interception, 4 passes defended and 2 forced fumbles.
- 1 solo special teams tackle.
- His 124 tackles (74 solo) were 14th in the NFL and 1st among all players in the 2018 draft class.
- Served as a team captain.

**AT INDIANAPOLIS (11/10):** 8 tackles (7 solo), 1.0 sack and 1 forced fumble.

- Strip-sacked QB Brian Hoyer on 2nd-and-13 in the 2nd quarter, moving the Colts out of field goal range.

**AT N.Y. GIANTS (12/15):** 12 tackles (6 solo), 1 interception and 1 pass defended.

- Intercepted QB Eli Manning in the 3rd quarter.

**VS. CINCINNATI (12/22):** 12 tackles (7 solo), 0.5 sacks and 1 pass defended.

- Sacked QB Andy Dalton on a 3rd-and-10 in the 1st quarter.

## 2018 (MIAMI):

- Played in all 16 games with 11 starts.
- 76 tackles (56 solo), 3.0 sacks, 1 interception and 3 passes defended; 1 interception return for a TD.
- 1 punt return for 0 yards (0.0 avg.).
- 3 special teams tackles (1 solo).
- His 76 tackles were 7th among rookie linebackers.

**AT CINCINNATI (10/7):** 6 solo tackles and 2.0 sacks; 1 assisted special teams tackle.

- Sacked QB Andy Dalton on third-and-10 for a loss of 9 yards in the 3rd quarter, forcing Cincinnati to punt.
- Sacked QB Andy Dalton again on third-and-1 for a loss of 10 yards in the 3rd quarter, holding Cincinnati to a field goal.
- The last Dolphins rookie to have 2.0 sacks in a game was DE Olivier Vernon on 10/14/12 vs. St. Louis, while the last rookie linebacker to do so for Miami was Derrick Rodgers on 10/12/97 at N.Y. Jets.

**VS. N.Y. JETS (11/4):** 5 tackles (4 solo), 1 interception and 1 pass defended.

- Intercepted QB Sam Darnold on 2nd-and-9 with 10:56 remaining in the 4th quarter and returned it 25 yards for a TD, extending Miami's lead to 13-3.

**AT BUFFALO (12/30):** 6 solo tackles and 1.0 sack.

- Sacked QB Josh Allen on 1st-and-10 for a loss of 9 yards in the 1st quarter.

## BEFORE THE NFL

### COLLEGE (OHIO STATE):

- 3-year letterman (2015-17) and 2-year starter.

**CAREER:** Played in 33 games with 25 starts; 158 tackles (90 solo), 7.0 sacks, 2 interceptions, 5 passes defended, 1 forced fumble and 3 fumble recoveries.

**JUNIOR (2017):** Started 13 games; 72 tackles (42 solo), 3.5 sacks, 3 passes defended, 1 forced fumble and 2 fumble recoveries.

- Honorable mention All-Big Ten.

**SOPHOMORE (2016):** Played in all 13 games with 12 starts; 83 tackles (45 solo), 3.5 sacks, 2 interceptions, 2 passes defended and 1 fumble recovery.

- Honorable mention All-Big Ten.
- His 83 tackles were second on the team.

**TRUE FRESHMAN (2015):** Played in 7 games; 3 solo tackles.

### HIGH SCHOOL (BENEDICTINE HS – CLEVELAND, OHIO)

**SENIOR (2014):**

- Helped his school win the state championship.
- 1st-team all-state.
- Co-defensive player of the year in Ohio.

## OFF THE FIELD

### COMMUNITY:

**2021:**

- Held the 3rd annual Season of Giving event at the Miami Northwest Boys & Girls Club to provide holiday gifts for children ages 6-10.
- Partnered with the North Miami Police Department to host a Thanksgiving meal distribution for 20 South Florida families.
- Partnered with a minority-owned food truck to provide meals for first responders who worked tirelessly in the recovery efforts of the Surfside condo building collapse and delivered water and supplies.
- Led the charge with the City of North Miami to collect and transport supplies for the people of Haiti following the devastating earthquake in August.
- Hosted a Christmas in July event for children at the Boys & Girls Club, spending the day with the students and also providing back-to-school supplies and gifts.

**2020:**

- Held his 2nd annual Season of Giving event at the Miami Northwest Boys & Girls Club, appearing virtually to surprise the kids with holiday gifts.
- Hosted a socially-distanced backpack giveaway at his high school alma mater, Benedictine, to assist Cleveland-area youth during the pandemic.

**2019:**

- Held the 1st Season of Giving event to provide holiday gifts for children at the Miami Northwest Boys & Girls Club.
- Served as the player ambassador for Florida Fuel Up to Play 60 initiative encouraging access and consumption of proper nutrition and physical activity for local youth.

2018:

- Participated in a police ride along through Football Unites.
- Joined the Microsoft Digital Skills All-Star program.
- Established his Expand the Land Foundation to inspire youth and provide mentorship and programming in South Florida and his hometown of Cleveland.

PERSONAL:

- **MAJOR:** Criminology.

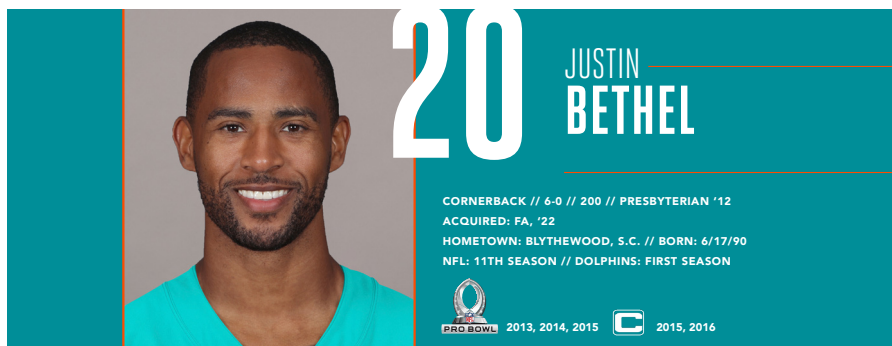
JEROME BAKER'S NFL REGULAR SEASON STATS															
YEAR	TEAM			TACKLES					INTERCEPTIONS					FUMBLES	
		GP	GS	TOT	SOLO	ASST	SK	YDS	INT	YDS	LG	TD	PD	FF	FR
2018	MIAMI	16	11	76	56	20	3.0	28.0	1	25	25t	1	3	0	0
2019	MIAMI	16	15	124	74	50	1.5	13.0	1	34	34	0	4	2	0
2020	MIAMI	16	11	111	69	42	7.0	69.5	0	0	0	0	3	2	0
2021	MIAMI	16	16	92	62	30	5.5	52.0	1	0	0	0	4	1	0
2022	MIAMI	13	13	83	54	29	4.0	19.5	0	0	0	0	3	1	0
NFL TOTALS		77	66	486	315	171	21.0	182.0	3	59	34	1	17	6	0

ADDITIONAL STATS

**Defensive Touchdowns:** 25-yard interception return vs. N.Y. Jets (11/4/18).  
**Special Teams Tackles:** 3 in 2018, 1 in 2019, 1 in 2020 for total of 5.

SINGLE-GAME CAREER HIGHS

**Tackles:** 16 at New England, 9/13/20  
**Sacks:** 2.5 vs. Kansas City, 12/13/20  
**Interceptions:** 1 3 times, last: vs. Houston, 11/7/21  
**Passed Defensed:** 2 vs. L.A. Rams, 11/1/20  
**Forced Fumbles:** 1 4 times, last: vs. Buffalo, 9/19/21



## NFL CAREER

### TRANSACTIONS:

- Signed by Miami on Sept. 1, 2022.
- Released by New England on Aug. 30, 2022.
- Signed by New England on Oct. 23, 2019.
- Released by Baltimore on Oct. 21, 2019.
- Signed by Baltimore as an unrestricted free agent from Atlanta on March 19, 2019.
- Signed by Atlanta as an unrestricted free agent from Arizona on March 26, 2018.
- 6th-round pick (177th overall) by Arizona in the 2012 NFL Draft.

### CAREER HONORS:

- 2015 1st-team All-Pro.
- 2015 Pro Bowl selection.
- 2014 Pro Bowl selection.
- NFC Special Teams Player of the Week (at Dallas, 11/2/14).
- NFC Special Teams Player of the Month (December 2014).
- 2013 1st-team All-Pro.
- 2013 Pro Bowl selection.

### CAREER HIGHLIGHTS:

- Played in 172 games with 14 starts.
- 117 tackles (100 solo), 5 interceptions, 24 passes defended, 5 forced fumbles and 8 fumble recoveries.
- 141 special teams tackles (116 solo).
- Appeared in 5 postseason games with 2 starts.
- Is a 2-time team captain (2015-16).

### 2022 (NEW ENGLAND/MIAMI):

- Played in 13 games with Miami.
- 15 tackles (11 solo), 1 interception and 4 passes defended with Miami.
- 6 special teams tackles (2 solo) with Miami.
- Spent the offseason and training camp with New England.

**VS. MINNESOTA (10/16):** 1 tackle and 1 pass defended.

**VS. PITTSBURGH (10/23):** 7 tackles (6 solo), 1 interception and 1 pass defended.

- Picked off QB Kenny Pickett on a 2nd-and-4 play in the 1st quarter and returned it 11 yards.

**VS. CLEVELAND (11/13):** 6 tackles (5 solo) and 2 passes defended; 1 special teams tackle.

### 2021 (NEW ENGLAND):

- Played in all 17 games.
- 4 solo tackles, 1 pass defended and 1 forced fumble.
- 8 special teams tackles (5 solo).

**VS. DALLAS (10/17):** 2 solo special teams tackles, 1 pass defended and 1 forced fumble.

- Deflected a QB Dak Prescott pass in the 2nd quarter that was intercepted by S Kyle Dugger.
- Forced a fumble on punt coverage against WR Cedrick Wilson Jr.

### POSTSEASON:

**AFC WILD CARD AT BUFFALO (1/15):** Played but did not record any stats.

### 2020 (NEW ENGLAND):

- Played in all 16 games.
- 14 special teams tackles (13 solo).

**AT L.A. CHARGERS (12/6):** 3 special teams tackles (2 solo).

**AT L.A. RAMS (12/10):** 2 solo special teams tackles.

**AT MIAMI (12/20):** 2 solo special teams tackles.

### 2019 (BALTIMORE/NEW ENGLAND):

- Played in 9 games with New England.
- 2 fumble recoveries with New England.
- 6 special teams tackles (5 solo) with New England.
- Signed with New England on Oct. 23.
- Released by Baltimore on Oct. 21.
- Played in 7 games with Baltimore.
- 1 solo tackle and 1 fumble recovery with Baltimore.
- 5 special teams tackles (3 solo) with Baltimore.

**AT MIAMI (9/8):** 1 fumble recovery.

- Made his Baltimore debut.
- Recovered a fumble by WR Jakeem Grant on a punt return.

**AT BALTIMORE (11/3):** 2 special teams tackles (1 solo) and 1 fumble recovery.

- Recovered a fumble by DB Cyrus Jones on a punt return.

**AT CINCINNATI (12/15):** 1 solo special teams tackle and 1 fumble recovery.

- Recovered a fumble by WR Alex Erickson on a punt return in the 2nd quarter.

### POSTSEASON:

**AFC WILD CARD VS. TENNESSEE (1/4):** Played but did not record any stats.

## 2018 (ATLANTA):

- Played in 14 games.
- Inactive for 2 games.
- 14 special teams tackles (12 solo).

**VS. CAROLINA (9/16):** 3 solo special teams tackles.

**VS. TAMPA BAY (10/14):** 3 special teams tackles (2 solo).

**AT WASHINGTON (11/4):** 3 special teams tackles (2 solo).

## 2017 (ARIZONA):

- Played in all 16 games with 6 starts.
- 30 tackles (20 solo), 1 interception and 4 passes defended.

- 11 special teams tackles (9 solo).

**AT DETROIT (9/10):** 4 tackles (3 solo), 1 interception and 2 passes defended.

- Intercepted QB Matthew Stafford's first pass attempt of the game and returned it 82 yards for an early TD.

- It was the 4th TD of his career.

**AT INDIANAPOLIS (9/17):** 6 tackles (4 solo) and 1 pass defended; 1 solo special teams tackle.

**AT PHILADELPHIA (10/8):** 6 tackles (3 solo).

## 2016 (ARIZONA):

- Played in all 16 games with 3 starts.
- 26 tackles (25 solo), 1 interception, 6 passes defended, 1 forced fumble and 1 fumble recovery.
- 13 special teams tackles (12 solo).

**VS. WASHINGTON (12/4):** 1 forced fumble; 2 solo special teams tackles.

- Forced a fumble by WR Maurice Harris on a kickoff return in the 2nd quarter.

**AT SEATTLE (12/24):** 5 solo tackles and 3 passes defended; 1 assisted special teams tackle.

**AT L.A. RAMS (1/1):** 6 solo tackles, 1 interception, 1 pass defended and 1 fumble recovery; 1 solo special teams tackle.

- Recovered a fumble by WR Tavon Austin in the 4th quarter.
- Intercepted a QB Sean Mannion pass and returned it 66 yards for a TD in the 4th quarter.
- It was his 3rd career TD.

## 2015 (ARIZONA):

- Played in all 16 games with 5 starts.
- 33 tackles (31 solo), 2 interceptions, 9 passes defended, 2 forced fumble and 2 fumble recoveries.
- 13 solo special teams tackles.

**VS. SAN FRANCISCO (9/27):** 1 interception, 2 passes defended and 1 forced fumble; 2 solo special teams tackles.

- Intercepted QB Colin Kaepernick's first pass attempt of the game and returned it 21 yards for a TD.

- It was his 2nd career TD.

- Forced a fumble by WR DeAndrew White on a kickoff in the 2nd quarter that was recovered by Arizona.

**VS. BALTIMORE (10/26):** 1 solo tackle, 1 forced fumble and 2 fumble recoveries; 1 solo special teams tackle.

- Forced and recovered a fumble by WR Jeremy Ross on a punt return in the 2nd quarter.

- Recovered a fumble by WR Brittan Golden on a punt return at the end of the 1st half.

**VS. GREEN BAY (12/27):** 7 solo tackles, 1 interception and 1 pass defended; 1 solo special teams tackle.

- Intercepted a pass from QB Aaron Rodgers in the 2nd quarter.

## POSTSEASON:

**NFC DIVISIONAL VS. GREEN BAY (1/16):** 6 solo tackles and 1 pass defended.

**NFC CHAMPIONSHIP AT CAROLINA (1/24):** 4 solo tackles and 1 pass defended.

## PRO BOWL:

- Selected to the Pro Bowl for the 3rd time in his career as a special teamer.

## HONORS:

- PFWA All-Pro selection on special teams.

## 2014 (ARIZONA):

- Played in all 16 games.
- 7 solo tackles, 1 forced fumble and 1 fumble recovery.
- 18 special teams tackles (14 solo).

**AT DALLAS (11/2):** 1 solo special teams tackle.

- Blocked a 35-yard field goal at the end of the 1st half.

**VS. KANSAS CITY (12/7):** 1 fumble recovery; 4 special teams tackles (1 solo).

- Recovered a fumble by TE Travis Kelce in the 4th quarter.

**AT ST. LOUIS (12/11):** 1 solo tackle and 1 forced fumble; 4 solo special teams tackles.

- Forced a fumble by WR Tavon Austin on a punt return in the 4th quarter.

## POSTSEASON:

**NFC WILD CARD AT CAROLINA (1/3):** 1 solo tackle and 1 fumble recovery.

- Recovered a fumble by WR Brenton Bersin on a punt return in the 1st quarter.

## PRO BOWL:

- Selected to the Pro Bowl for the 2nd time in his career as a special teamer for Team Carter.

## HONORS:

- NFC Special Teams Player of the Week (at Dallas, 11/2)
- NFC Special Teams Player of the Month (December 2014).

## 2013 (ARIZONA):

- Played in all 16 games.
- 1 fumble recovery.
- 21 special teams tackles (17 solo).

**VS. DETROIT (9/15):** 1 solo special teams tackle.

- Blocked a 47-yard field goal attempt in the 4th quarter.

**VS. HOUSTON (11/10):** 2 special teams tackles (1 solo).

- Blocked a 40-yard field goal attempt at the end of the 1st half.

**AT SEATTLE (12/22):** 1 fumble recovery; 1 solo special teams tackle.

- Recovered a fumble by RB Robert Turbin on a kickoff return.

**PRO BOWL:**

- Selected to the Pro Bowl for the 1st time in his career as a special teamer for Team Rice.

**HONORS:**

- PFWA All-Pro selection on special teams.

**2012 (ARIZONA):**

- Played in all 16 games.
- 1 solo tackle.
- 12 special teams tackles (11 solo).

**VS. SEATTLE (9/9):** Played but did not record any stats.

- Made his NFL debut.

**VS. SAN FRANCISCO (10/29):** 2 solo special teams tackles.

**VS. CHICAGO (12/23):** 1 solo special teams tackle.

- Returned a blocked field goal 82 yards for a TD in the 4th quarter.
- It was his 1st career TD.

4 forced fumbles and 9 blocked kicks were all school records at the time he graduated.

**SENIOR (2011):** Started all 11 games; 87 tackles (60 solo), 4 interceptions and 10 passes defended; 3 blocked kicks.

- 1st-team FCS All-American.
- Big South Defensive Player of the Year.
- 1st-team All-Big South.

**JUNIOR (2010):** Started 10 games; 59 tackles (47 solo) and 1 interception; 1 blocked kick.

- 2nd-team All-Big South.

**SOPHOMORE (2009):** Started all 11 games; 79 tackles (55 solo) and 1 forced fumble; 3 blocked kicks.

- 2nd-team All-Big South.

**TRUE FRESHMAN (2008):** Played in all 12 games with 11 starts; 54 tackles (37 solo), 2 interceptions and 4 passes defended; 2 blocked kicks.

- SEC All-Freshman Team.

**BEFORE THE NFL****COLLEGE (PRESBYTERIAN):**

- 4-year letterman (2011-14) and 3-year starter.

**CAREER:** Played in 44 games with 43 starts; 279 tackles (199 solo), 7 interceptions, 23 passes defended and 4 forced fumbles; 9 blocked kicks.

- Became the school's first NFL draft pick since 1969.
- His 279 total tackles, 7 interceptions, 129 interception return yards, 23 passes defended,

**HIGH SCHOOL (BLYTHEWOOD HS – BLYTHEWOOD, S.C.)**

**SENIOR (2007):**

- All-region.

**JUNIOR (2006):**

- Helped his school win a state championship.

**OFF THE FIELD****PERSONAL:**

- **MAJOR:** Business administration.

**JUSTIN BETHEL'S NFL REGULAR SEASON STATS**

YEAR	TEAM	GP	GS	TACKLES					INTERCEPTIONS					FUMBLES	
				TOT	SOLO	ASST	SK	YDS	INT	YDS	LG	TD	PD	FF	FR
2012	ARIZONA	16	0	1	1	0	0.0	0.0	0	0	0	0	0	0	0
2013	ARIZONA	16	0	0	0	0	0.0	0.0	0	0	0	0	0	0	1
2014	ARIZONA	16	0	7	7	0	0.0	0.0	0	0	0	0	0	1	1
2015	ARIZONA	16	5	33	31	2	0.0	0.0	2	21	21t	1	9	2	2
2016	ARIZONA	16	3	26	25	1	0.0	0.0	1	66	66t	1	6	1	1
2017	ARIZONA	16	6	30	20	10	0.0	0.0	1	82	82t	1	4	0	0
2018	ATLANTA	14	0	0	0	0	0.0	0.0	0	0	0	0	0	0	0
2019	BALTIMORE	7	0	1	1	0	0.0	0.0	0	0	0	0	0	0	1
	NEW ENGLAND	9	0	0	0	0	0.0	0.0	0	0	0	0	0	0	2
2020	NEW ENGLAND	16	0	0	0	0	0.0	0.0	0	0	0	0	0	0	0
2021	NEW ENGLAND	17	0	4	4	0	0.0	0.0	0	0	0	0	1	1	0
2022	MIAMI	13	0	15	11	4	0.0	0.0	1	11	11	0	4	0	0
<b>NFL TOTALS</b>		<b>172</b>	<b>14</b>	<b>117</b>	<b>100</b>	<b>17</b>	<b>0.0</b>	<b>0.0</b>	<b>5</b>	<b>180</b>	<b>82t</b>	<b>3</b>	<b>24</b>	<b>5</b>	<b>8</b>

**JUSTIN BETHEL'S NFL PLAYOFF STATS**

YEAR	TEAM	GP	GS	TACKLES					INTERCEPTIONS					FUMBLES	
				TOT	SOLO	ASST	SK	YDS	INT	YDS	LG	TD	PD	FF	FR
2014	ARIZONA	1	0	1	1	0	0.0	0.0	0	0	0	0	0	0	1
2015	ARIZONA	2	2	10	10	0	0.0	0.0	0	0	0	0	2	0	0
2019	NEW ENGLAND	1	0	0	0	0	0.0	0.0	0	0	0	0	0	0	0
2021	NEW ENGLAND	1	0	0	0	0	0.0	0.0	0	0	0	0	0	0	0
<b>PLAYOFF TOTALS</b>		<b>5</b>	<b>2</b>	<b>11</b>	<b>11</b>	<b>0</b>	<b>0.0</b>	<b>0.0</b>	<b>0</b>	<b>0</b>	<b>0</b>	<b>0</b>	<b>2</b>	<b>0</b>	<b>1</b>

### ADDITIONAL STATS

**Special Teams Touchdowns:** (Arizona) 82-yard blocked field goal return vs. Chicago (12/23/12).

**Defensive Touchdowns:** (Arizona) 21-yard interception return vs. San Francisco (9/27/15), 66-yard interception return at L.A. Rams (1/1/17), 82-yard interception return at Detroit (9/10/17).

**Blocked Kicks:** (Arizona) 47-yard field goal attempt vs. Detroit (9/15/13), 40-yard field goal attempt vs. Houston (11/10/13), 35-yard field goal attempt at Dallas (11/2/14), PAT attempt at Minnesota (11/20/16).

**Special Teams Tackles:** (Arizona) 12 in 2012, 21 in 2013, 18 in 2014, 13 in 2015, 13 in 2016, 11 in 2017, (Atlanta) 14 in 2018, (Baltimore) 5 in 2019, (New England) 6 in 2019, 14 in 2020, 8 in 2021, (Miami) 6 in 2022 for total of 141.

### SINGLE-GAME CAREER HIGHS

<b>Tackles:</b>	7	4 times, last: vs. Pittsburgh, 10/23/22
<b>Interceptions:</b>	1	5 times, last: vs. Pittsburgh, 10/23/22
<b>Passes Defensed:</b>	3	at Seattle, 12/24/16
<b>Forced Fumbles:</b>	1	5 times, last: vs. Dallas, 10/17/21
<b>Fumble Recovery:</b>	2	vs. Baltimore, 10/26/15





5

TEDDY  
BRIDGEWATER

QUARTERBACK // 6-2 // 212 // LOUISVILLE '92

ACQUIRED: FA, '22

HOMETOWN: MIAMI, FLA. // BORN: 11/10/92

NFL: NINTH SEASON // DOLPHINS: FIRST SEASON

 2015
 2015, 2020, 2021

## NFL CAREER

### TRANSACTIONS:

- Signed by Miami as an unrestricted free agent from Denver on March 17, 2022.
- Traded from Carolina to Denver on April 30, 2021.
- Signed by Carolina as an unrestricted free agent from New Orleans on March 25, 2020.
- Traded from the N.Y. Jets to New Orleans on Aug. 30, 2018.
- Signed by the N.Y. Jets as an unrestricted free agent from Minnesota on March 18, 2018.
- 1st-round pick (32nd overall) by Minnesota in the 2014 NFL Draft.

### CAREER HONORS:

- 2020 Art Rooney Award winner.
- 2015 Pro Bowl selection.
- 2014 Pepsi NFL Rookie of the Year.
- 2014 PFWA All-Rookie Team.
- 2014 Vikings Rookies of the Year.
- 2014 Vikings Offensive Player of the Year.

### CAREER HIGHLIGHTS:

- Played in 77 games with 64 starts.
- 1,360-of-2,048 passing (66.4 pct.) for 14,959 yards and 74 TDs for a QB rating of 90.5.
- 218 carries for 840 yards (3.9 avg.) and 11 TDs.
- Appeared in 1 postseason game with Minnesota.
- Is a 3-time team captain (2015, 2020-21) for 3 different teams.

### 2022 (MIAMI):

- Played in 4 games with 1 start.
- Dressed but did not play 5 games.
- Inactive for 4 games.
- 37-of-60 passing (61.7 pct.) for 522 yards and 3 TDs for a QB rating of 85.6.

#### VS. BUFFALO (9/25): 0-of-2 passing.

- Made his Dolphins debut.

#### AT N.Y. JETS (10/9): 0-of-1 passing.

- Made his 1st Dolphins start.
- Became the 2nd player from Miami-Dade County (Brian Griese) to start at quarterback for the Dolphins.

#### VS. MINNESOTA (10/16): 23-of-34 passing (67.6 pct.) for 329 yards and 2 TDs for a QB rating of 93.9.

- Recorded his 12th career 300-yard passing game.

- It was the most passing yards by an NFL player who did not start the game at QB since Pittsburgh QB Ben Roethlisberger passed for 379 yards coming off the bench on Nov. 15, 2015 vs. Cleveland.

### 2021 (DENVER):

- Started 14 games.
- Inactive for 2 games.
- Missed 1 game after being placed on injured reserve on Jan. 5.
- 285-of-426 passing (66.9 pct.) for 3,052 yards and 18 TDs for a QB rating of 94.9.
- 30 carries for 106 yards (3.5 avg.) and 2 TDs.
- Served as a team captain.

#### AT JACKSONVILLE (9/19): 26-of-34 passing (76.5 pct.) for 328 yards and 2 TDs for a QB rating of 125.6; 4 carries for 1 yard (0.3 avg.).

- Completed a 12-yard TD pass to WR Tim Patrick in the 2nd quarter to give Denver a 10-7 lead.
- Completed a 14-yard TD pass to TE Noah Fant in the 3rd quarter to give Denver a 17-7 lead.

#### AT PITTSBURGH (10/10): 24-of-38 passing (63.2 pct.) for 288 yards and 2 TDs for a QB rating of 92.9; 1 carry for 11 yards.

- Completed a 2-yard TD pass to WR Kendall Hinton in the 4th quarter.
- Completed a 39-yard TD pass to WR Courtland Sutton in the 4th quarter.

#### VS. LAS VEGAS (10/17): 35-of-49 passing (71.4 pct.) for 334 yards and 3 TDs for a QB rating of 84.9; 2 carries for 9 yards (4.5 avg.).

- Completed a 23-yard TD pass to WR Tim Patrick in the 1st quarter to give Denver a 7-0 lead.
- Completed a 12-yard TD pass to WR Courtland Sutton in the 4th quarter.
- Completed a 4-yard TD pass to TE Noah Fant in the 4th quarter.

### 2020 (CAROLINA):

- Started 15 games.
- Inactive for 1 game.
- 340-of-492 passing (69.1 pct.) for 3,733 yards and 15 TDs for a QB rating of 92.1.
- 53 carries for 279 yards (5.3 avg.) and 5 TDs.
- Served as a team captain.

#### AT TAMPA BAY (9/20): 33-of-42 passing (78.6 pct.) for 367 yards for a QB rating of 83.2.

#### VS. ARIZONA (10/4): 26-of-37 passing (70.3 pct.) for

276 yards and 2 TDs for a QB rating of 98.5; 6 carries for 32 yards and 1 TD.

- Scored on a 18-yard TD run to give Carolina a 14-0 lead in the 1st quarter.
- Completed a 3-yard TD pass to WR Reggie Bonnafon to give Carolina a 21-7 lead in the 2nd quarter.
- Completed a 2-yard TD pass to TE Ian Thomas to extend Carolina's lead to 28-7 in the 3rd quarter.

**AT ATLANTA (10/11):** 27-of-36 passing (75.0 pct.) for 313 yards and 2 TDs for a QB rating of 119.3; 3 carries for 3 yards (1.0 avg.).

- Completed a 57-yard TD pass to WR D.J. Moore to give Carolina a 13-7 lead in the 2nd quarter.
- Completed a 3-yard TD pass to RB Mike Davis to extend Carolina's lead to 20-7 in the 2nd quarter.

**AT KANSAS CITY (11/8):** 36-of-49 passing (73.5 pct.) for 310 yards and 2 TDs for a QB rating of 103.3; 2 carries for 19 yards (9.5 avg.) and 1 TD.

- Completed a 9-yard TD pass to RB Christian McCaffrey to open scoring in the 1st quarter.
- Completed a 14-yard TD pass to WR Curtis Samuel in the 2nd quarter to extend Carolina's lead to 14-3.
- Scored on a 4-yard TD run in the 4th quarter.

#### HONORS:

- Art Rooney Award winner.

#### 2019 (NEW ORLEANS):

- Played in 9 games with 5 starts.
- Dressed but did not play in 7 games.
- 133-of-196 passing (67.9 pct.) for 1,384 yards and 9 TDs for a QB rating of 99.1.
- 28 carries for 31 yards (1.1 avg.).

**VS. TAMPA BAY (10/6):** 26-of-34 passing (76.5 pct.) for 314 yards and 4 TDs for a QB rating of 131.3; 5 carries for 7 yards (1.4 avg.).

- Completed a 14-yard TD pass to WR Michael Thomas to give New Orleans a 10-7 lead in the 2nd quarter.
- Completed a 9-yard TD pass to TE Jared Cook to give New Orleans a 17-10 lead in the 2nd quarter.
- Completed a 33-yard TD pass to WR Ted Ginn to give New Orleans a 24-10 lead in the 3rd quarter.
- Completed a 12-yard TD pass to WR Michael Thomas to give New Orleans a 31-24 lead in the 4th quarter.

**AT CHICAGO (10/20):** 23-of-38 passing (60.5 pct.) for 281 yards and 2 TDs for a QB rating of 100.9; 4 carries for 7 yards (1.8 avg.).

- Completed a 7-yard TD pass to TE Josh Hill to give New Orleans a 7-2 lead in the 1st quarter.
- Completed a 4-yard TD pass to QB Taysom Hill to extend New Orleans' lead to 25-10 in the 3rd quarter.

#### POSTSEASON:

**NFC WILD CARD VS. MINNESOTA (1/5):** Inactive.

#### 2018 (NEW ORLEANS):

- Played in 5 games with 1 start.
- Dressed but did not play in 11 games.
- 14-of-23 passing (60.9 pct.) for 118 yards and 1 TD for a QB rating of 70.6.

- 11 carries for 5 yards (0.5 avg.).

**VS. CAROLINA (12/30):** 14-of-22 passing (63.6 pct.) for 118 yards and 1 TD for a QB rating of 73.7; 4 carries for 12 yards (3.0 avg.).

- Completed a 9-yard TD pass to WR Tre'Quan Smith in the 4th quarter.

#### POSTSEASON:

**NFC DIVISIONAL VS. PHILADELPHIA (1/13):** Inactive.

**NFC CHAMPIONSHIP VS. L.A. RAMS (1/20):** Inactive.

#### 2017 (MINNESOTA):

- Played in 1 game.
- Spent the first 8 games on the Physically Unable to Perform list.

- Dressed but did not play in 7 games.
- 0-of-2 passing (0.0 pct.) for a QB rating of 0.0
- 3 carries for -3 yards (-1.0 avg.).

**VS. CAROLINA (12/30):** 0-of-2 passing (0.0 pct.) for a QB rating of 0.0.

- First game back after a significant leg injury.

#### POSTSEASON:

**NFC DIVISIONAL VS. NEW ORLEANS (1/14):** Inactive.

**NFC CHAMPIONSHIP AT PHILADELPHIA (1/21):** Inactive.

#### 2016 (MINNESOTA):

- Spent the entire season on injured reserve.

#### 2015 (MINNESOTA):

- Started all 16 games.
- 292-of-447 passing (65.3 pct.) for 3,231 yards and 14 TDs for a QB rating of 88.7.
- 44 carries for 192 yards (4.4 avg.) and 3 TDs.
- Served as a team captain.

**AT DETROIT (10/25):** 25-of-35 passing (71.4 pct.) for 316 yards and 2 TDs for a QB rating of 118.3; 3 carries for 1 yard (0.3 avg.).

- Completed a 1-yard TD pass to TE Kyle Rudolph in the 2nd quarter to cut Detroit's lead to 17-13.
- Completed a 36-yard TD pass to WR Stefon Diggs to give Minnesota a 22-17 lead in the 3rd quarter.

**VS. GREEN BAY (11/22):** 25-of-37 passing (67.6 pct.) for 296 yards and 1 TD for a QB rating of 100.7; 4 carries for 43 yards (10.8 avg.).

- Completed a 47-yard TD pass to TE Kyle Rudolph to give Minnesota a 7-3 lead in the 1st quarter.

**AT ARIZONA (12/10):** 25-of-36 passing (69.4 pct.) for 335 yards and 1 TD for a QB rating of 108.0; 1 carry for 3 yards.

- Completed a 7-yard TD pass to WR Mike Wallace to tie the game at 20-20 in the 4th quarter.

**VS. CHICAGO (12/20):** 17-of-20 passing (85.0 pct.) for 231 yards and 4 TDs and a QB rating of 154.4; 4 carries for 17 yards (4.3 avg.) and 1 TD.

- Completed a 15-yard TD pass to WR Stefon Diggs to open scoring in the 1st quarter.
- Completed a 17-yard TD pass to RB Jerick McKinnon to give Minnesota a 17-7 lead in the

2nd quarter.

- Completed a 33-yard TD pass to WR Stefon Diggs to give Minnesota a 24-7 lead in the 3rd quarter.
- Scored on a 12-yard TD rush to give Minnesota a 31-10 lead in the 4th quarter.
- Completed a 4-yard TD pass to FB Zach Line to provide Minnesota's final margin of victory, 38-17.

#### POSTSEASON:

**NFC WILDCARD VS. SEATTLE (1/10):** 17-of-24 passing (70.8 pct.) for 146 yards; 3 carries for 0 yards (0.0 avg.).

#### PRO BOWL:

- Selected to the Pro Bowl for the 1st time in his career.

#### 2014 (MINNESOTA):

- Played in 13 games with 12 starts.
- Dressed but did not play in 2 games.
- Inactive for 1 game.
- 259-of-402 passing (64.4 pct.) for 2,919 yards and 14 TDs for a QB rating of 85.2.
- 47 carries for 209 yards (4.4 avg.) and 1 TD.

**AT NEW ORLEANS (9/21):** 12-of-20 passing (60.0 pct.) for 150 yards for a QB rating of 83.3; 6 carries for 27 yards (4.5 avg.).

- Made his NFL debut.

**VS. ATLANTA (9/28):** 19-of-30 passing (63.3 pct.) for 317 yards for a QB rating of 98.9; 5 carries for 27 yards (5.4 avg.) and 1 TD.

- Scored on a 13-yard TD run to give Minnesota a 21-14 lead in the 2nd quarter.
- Made his 1st NFL start.

**VS. N.Y. JETS (12/7):** 19-of-27 passing (70.4 pct.) for 309 yards and 2 TDs for a QB rating of 117.7; 3 carries for 7 yards (2.3 avg.).

- Completed a 56-yard TD pass to WR Charles Johnson to give Minnesota a 14-9 lead in the 1st quarter.
- Completed an 87-yard TD pass to WR Jarius Wright in overtime to win the game for Minnesota, 30-24.

**AT DETROIT (12/14):** 31-of-41 passing (75.6 pct.) for 315 yards and 1 TD for a QB rating of 84.9; 3 carries for 30 yards (10.0 avg.).

- Completed an 8-yard TD pass to WR Greg Jennings to open scoring.

**AT MIAMI (12/21):** 19-of-26 passing (73.1 pct.) for 259 yards and 2 TDs for a QB rating of 114.1; 5 carries for 13 yards (2.6 avg.).

- Completed a 21-yard TD pass to WR Greg Jennings to give Minnesota a 14-0 lead in the 2nd quarter.
- Completed an 8-yard TD pass to WR Jarius

Wright to cut Miami's lead to 28-27 in the 4th quarter.

#### HONORS:

- Pepsi NFL Rookie of the Year.
- PFWA All-Rookie Team.
- Vikings Rookie of the Year.
- Vikings Offensive Player of the Year.

### BEFORE THE NFL

#### COLLEGE (LOUISVILLE):

- 3-year starter (2011-13)

**CAREER:** Played in all 39 games with 35 starts; 781-of 1,142 passing (68.4 pct.) for 9,817 yards and 72 TDs; 226 carries for 170 yards (0.8 avg.) and 6 TDs.

**JUNIOR (2013):** Started all 13 games; 303-of-427 passing (71.0 pct.) for 3,970 yards and 31 TDs; 63 carries for 78 yards (1.2 avg.) and 1 TD.

- 2nd-team All-AAC.

**SOPHOMORE (2012):** Played in all 13 games with 12 starts; 287-of-419 passing (68.5 pct.) for 3,718 yards and 27 TDs; 74 carries for 26 yards (0.4 avg.) and 1 TD.

- Honorable mention All-America.
- 1st-team All-Big East.

**TRUE FRESHMAN (2011):** Played in all 13 games with 10 starts; 191-of-296 passing (64.5 pct.) for 2,129 yards and 14 TDs; 89 carries for 66 yards (0.7 avg.) and 4 TDs.

- Big East Offensive Player of the Year.
- Big East Rookie of the Year.
- Freshman All-American.

#### HIGH SCHOOL (NORTHWESTERN HS – MIAMI, FLA.)

**SENIOR (2010):** 2,606 passing yards and 22 TDs.

- All-District.
- 2nd-team all-state.

**JUNIOR (2009):** 2,546 passing yards and 32 TDs; 379 rushing yards and 5 TDs.

- 2nd-team all-state.

### OFF THE FIELD

#### COMMUNITY:

**2019:**

- In 2019, he returned to his hometown of Miami to give back to his community. He rented a U-Haul and filled it with bicycles, backpacks, school supplies, water guns and other toys to give out to the local kids. When the truck was emptied, he handed out whatever cash was in his wallet to the remaining kids.

#### PERSONAL:

- **MAJOR:** Sport administration.

TEDDY BRIDGEWATER'S NFL REGULAR SEASON PASSING STATS													
YEAR	TEAM	GP	GS	ATT	CMP	PCT	YDS	Y/A	TD	INT	LG	SK/YDS	RATE
2014	MINNESOTA	13	12	402	259	64.4	2919	7.3	14	12	87t	39/249	85.2
2015	MINNESOTA	16	16	447	292	65.3	3231	7.2	14	9	52	44/307	88.7
2016	MINNESOTA			INJURED RESERVE									
2017	MINNESOTA	1	0	2	0	0.0	0	0.0	0	1	0	0/0	0.0
2018	NEW ORLEANS	5	1	23	14	60.9	118	5.1	1	1	18	2/8	70.6
2019	NEW ORLEANS	9	5	196	133	67.9	1384	7.1	9	2	45	12/89	99.1
2020	CAROLINA	15	15	492	340	69.1	3733	7.6	15	11	75t	31/205	92.1
2021	DENVER	14	14	426	285	66.9	3052	7.2	18	7	64	31/211	94.9
2022	MIAMI	4	1	60	37	61.7	522	8.7	3	3	64	6/33	85.6
NFL TOTALS		77	64	2048	1360	66.4	14959	7.3	74	46	87t	165/1102	90.5

TEDDY BRIDGEWATER'S NFL PLAYOFF PASSING STATS													
YEAR	TEAM	GP	GS	ATT	CMP	PCT	YDS	Y/A	TD	INT	LG	SK/YDS	RATE
2015	MINNESOTA	1	1	24	17	70.8	146	6.1	0	0	24	3/21	86.5
PLAYOFF TOTALS		1	1	24	17	70.8	146	6.1	0	0	24	3/21	86.5

TEDDY BRIDGEWATER'S NFL REGULAR SEASON RUSHING/RECEIVING STATS													
YEAR	TEAM	GP	GS	RUSHING					RECEIVING				
				ATT	YDS	AVG	LG	TD	REC	YDS	AVG	LG	TD
2014	MINNESOTA	13	12	47	209	4.4	16	1	0	0	0.0	-	0
2015	MINNESOTA	16	16	44	192	4.4	19	3	0	0	0.0	-	0
2016	MINNESOTA			INJURED RESERVE									
2017	MINNESOTA	1	0	3	-3	-1.0	-1	0	0	0	0.0	-	0
2018	NEW ORLEANS	5	1	11	5	0.5	9	0	0	0	0.0	-	0
2019	NEW ORLEANS	9	5	28	31	1.1	11	0	0	0	0.0	-	0
2020	CAROLINA	15	15	53	279	5.3	18t	5	0	0	0.0	-	0
2021	DENVER	14	14	30	106	3.5	13	2	0	0	0.0	-	0
2022	MIAMI	4	1	2	21	10.5	11	0	0	0	0.0	-	0
NFL TOTALS		77	64	218	840	3.9	19	11	0	0	0.0	-	0

TEDDY BRIDGEWATER'S NFL PLAYOFF RUSHING/RECEIVING STATS													
YEAR	TEAM	GP	GS	RUSHING					RECEIVING				
				ATT	YDS	AVG	LG	TD	REC	YDS	AVG	LG	TD
2015	MINNESOTA	1	1	3	0	0.0	2	0	0	0	0.0	-	0
PLAYOFF TOTALS		1	1	3	0	0.0	2	0	0	0	0.0	-	0

### ADDITIONAL STATS

**Career Regular Season Record As A Starter:** (Minnesota)  
6-6 in 2014, 11-5 in 2015, (New Orleans) 0-1 in 2018, 5-0 in 2019, (Carolina) 4-11 in 2020, (Denver) 7-7 in 2021, (Miami) 0-1 in 2022 for total of 33-31. (P-0-1 in 2015)

**Miscellaneous Tackles:** (Minnesota) 1 in 2014, (Carolina) 1 in 2020 for total of 2.

### SINGLE-GAME CAREER HIGHS

Pass Attempts:
49

Completions:
36

Passing Yards:
367

TD Passes:
4

Longest Pass:
87t

Completion Pct.:
85.0

Passer Rating:
154.4

Rush Attempts:
8

Rushing Yards:
48

Longest Run:
19

Rushing TDs:
1

at Kansas City, 11/8/20

at Kansas City, 11/8/20

at Tampa Bay, 9/20/20

Twice, last: vs. Tampa Bay, 10/6/19

vs. N.Y. Jets, 12/7/14

vs. Chicago, 12/20/15

vs. Chicago, 12/20/15

vs. Chicago, 10/18/20

vs. Chicago, 10/18/20

at Chicago, 11/1/15

11 times, last: vs. L.A. Chargers, 11/28/21

BRIDGEWATER'S 4TH QUARTER COMEBACK VICTORIES (5)				
DATE	OPP	4Q DEFICIT	4Q/OT STATS	FINAL SCORE
1. 9/28/14	vs. Atl.	27-28	4-3-66-0-0	41-28
2. 10/26/14	at TB	10-13	17-8-102-0-0	19-13
3. 11/2/14	vs. Was.	21-26	9-6-79-0-0	29-26
4. 11/1/15	at Chi.	13-20	10-7-114-1-0	23-20
5. 9/29/19	vs. Dal.	9-10	5-5-39-0-0	12-10

### BRIDGEWATER'S GAME-WINNING DRIVES (7)

DATE	OPP	GW SCORE	TIME LEFT	FINAL SCORE
1. 9/28/14	vs. Atl.	Asiata 1-yard rush	10:50	41-28
2. 11/2/14	vs. Was.	Asiata 1-yard rush	3:27	29-26
3. 12/7/14	vs. NYJ	Wright 87-yard rec.	10:21*	30-24
4. 11/1/15	at Chi.	Walsh 36-yard FG	0:00	23-20
5. 9/29/19	vs. Dal.	Lutz 26-yard FG	13:41	12-10
6. 10/13/19	at Jax.	Cook 4-yard rec.	11:49	13-6
7. 10/31/21	vs. Was.	Gordon 7-yard rush	4:27	17-10

\* denotes GWD was in overtime

300-YARD PASSING GAMES (12)													
DATE	OPP	ATT	CMP	PCT	YDS	TD	INT	LG	RATE				
9/28/14	vs. Atl.	30	19	63.3	317	0	0	52	98.9				
12/7/14	vs. NYJ	27	19	70.4	309	2	1	87t	117.7				
12/14/14	at Det.	41	31	75.6	315	1	2	40	84.9				
10/25/15	at Det.	35	25	71.4	316	2	0	31	118.3				
12/10/15	at Ari.	36	25	69.4	335	1	0	41	108.0				
10/6/19	vs. TB	34	26	76.5	314	4	1	42	131.3				
9/20/20	at TB	42	33	78.6	367	0	2	39	83.2				
10/11/20	at Atl.	36	27	75.0	313	2	0	57t	119.3				
11/8/20	at KC	49	36	73.5	310	2	0	28	103.3				
9/19/21	at Jax.	34	26	76.5	328	2	0	55	125.6				
10/17/21	vs. LV	49	35	71.4	334	3	3	26	84.9				
10/16/22	vs. Min.	34	23	67.6	329	2	2	49	93.9				

### 2014 GAME-BY-GAME STATS (MINNESOTA)

DATE	OPPONENT	P/S	ATT	CMP	PCT	YDS	TD	INT	LG	SK/YDS
09/07	at St. Louis					DID NOT PLAY				
09/14	NEW ENGLAND					DID NOT PLAY				
09/21	at New Orleans	1/0	20	12	60.0	150	0	0	41	2/15
09/28	ATLANTA	1/1	30	19	63.3	317	0	0	52	0/0
10/02	at Green Bay					INACTIVE				
10/12	DETROIT	1/1	37	23	62.2	188	0	3	18	8/45
10/19	at Buffalo	1/1	26	15	57.7	157	1	2	38	5/39
10/26	at Tampa Bay	1/1	42	24	57.1	241	1	0	28	1/6
11/02	WASHINGTON	1/1	42	26	61.9	268	1	0	22	2/16
11/16	at Chicago	1/1	28	18	64.3	158	1	1	24	2/11
11/23	GREEN BAY	1/1	37	21	56.8	210	2	1	23	2/14
11/30	CAROLINA	1/1	21	15	71.4	138	2	0	35	3/20
12/07	N.Y. JETS	1/1	27	19	70.4	309	2	1	87t	3/12
12/14	at Detroit	1/1	41	31	75.6	315	1	2	40	4/31
12/21	at Miami	1/1	26	19	73.1	259	2	1	40	4/21
12/28	CHICAGO	1/1	25	17	68.0	209	1	1	44t	3/19
<b>2014 TOTALS</b>		<b>13/12</b>	<b>402</b>	<b>259</b>	<b>64.4</b>	<b>2919</b>	<b>14</b>	<b>12</b>	<b>87t</b>	<b>39/249</b>

### 2015 GAME-BY-GAME STATS (MINNESOTA)

DATE	OPPONENT	P/S	ATT	CMP	PCT	YDS	TD	INT	LG	SK/YDS
09/14	at San Francisco	1/1	32	23	71.9	231	0	1	27	5/54
09/20	DETROIT	1/1	18	14	77.8	153	1	0	49	1/2
09/27	SAN DIEGO	1/1	24	13	54.2	121	0	1	19	0/0
10/04	at Denver	1/1	41	27	65.9	269	1	0	25	7/57
10/18	KANSAS CITY	1/1	31	17	54.8	249	1	2	52	2/12
10/25	at Detroit	1/1	35	25	71.4	316	2	0	49	4/31
11/01	at Chicago	1/1	30	17	56.7	187	1	1	40t	1/7
11/08	ST. LOUIS	1/1	21	13	61.9	144	0	1	30	0/0
11/15	at Oakland	1/1	22	14	63.6	140	1	0	37	4/18
11/22	GREEN BAY	1/1	37	25	67.6	296	1	0	47t	6/48
11/29	at Atlanta	1/1	28	20	71.4	174	0	1	23	0/0
12/06	SEATTLE	1/1	28	17	60.7	118	0	1	25	4/24
12/10	at Arizona	1/1	36	25	69.4	335	1	0	41	3/18
12/20	CHICAGO	1/1	20	17	85.0	231	4	0	34	1/10
12/27	N.Y. GIANTS	1/1	25	15	60.0	168	1	0	28t	3/18
01/03	at Green Bay	1/1	19	10	52.6	99	0	1	22	3/8
<b>2015 TOTALS</b>		<b>16/16</b>	<b>447</b>	<b>292</b>	<b>65.3</b>	<b>3231</b>	<b>14</b>	<b>9</b>	<b>52</b>	<b>44/307</b>
DATE	OPPONENT	P/S	ATT	CMP	PCT	YDS	TD	INT	LG	SK/YDS
01/10	SEATTLE*	1/1	24	17	70.8	146	0	0	24	3/21
<b>PLAYOFF TOTALS</b>		<b>1/1</b>	<b>24</b>	<b>17</b>	<b>70.8</b>	<b>146</b>	<b>0</b>	<b>0</b>	<b>24</b>	<b>3/21</b>

\* NFC Wild Card game

### 2016 GAME-BY-GAME STATS (MINNESOTA)

DATE	OPPONENT	P/S	ATT	CMP	PCT	YDS	TD	INT	LG	SK/YDS
09/11	at Tennessee					INJURED RESERVE				
09/18	GREEN BAY					INJURED RESERVE				
09/25	at Carolina					INJURED RESERVE				
10/03	N.Y. GIANTS					INJURED RESERVE				
10/09	HOUSTON					INJURED RESERVE				
10/23	at Philadelphia					INJURED RESERVE				
10/31	at Chicago					INJURED RESERVE				
11/06	DETROIT					INJURED RESERVE				
11/13	at Washington					INJURED RESERVE				
11/20	ARIZONA					INJURED RESERVE				
11/24	at Detroit					INJURED RESERVE				
12/01	DALLAS					INJURED RESERVE				
12/11	at Jacksonville					INJURED RESERVE				
12/18	INDIANAPOLIS					INJURED RESERVE				
12/24	at Green Bay					INJURED RESERVE				
01/01	CHICAGO					INJURED RESERVE				
<b>2016 TOTALS</b>		<b>0/0</b>	<b>0</b>	<b>0</b>	<b>0.0</b>	<b>0</b>	<b>0</b>	<b>0</b>	<b>-</b>	<b>0/0</b>

## 2017 GAME-BY-GAME STATS (MINNESOTA)

DATE	OPPONENT	P/S	ATT	CMP	PCT	YDS	TD	INT	LG	SK/YDS
09/11	NEW ORLEANS					PHYSICALLY UNABLE TO PERFORM LIST				
09/17	at Pittsburgh					PHYSICALLY UNABLE TO PERFORM LIST				
09/24	TAMPA BAY					PHYSICALLY UNABLE TO PERFORM LIST				
10/01	DETROIT					PHYSICALLY UNABLE TO PERFORM LIST				
10/09	at Chicago					PHYSICALLY UNABLE TO PERFORM LIST				
10/15	GREEN BAY					PHYSICALLY UNABLE TO PERFORM LIST				
10/22	BALTIMORE					PHYSICALLY UNABLE TO PERFORM LIST				
10/29	at Cleveland					PHYSICALLY UNABLE TO PERFORM LIST				
11/12	at Washington					DID NOT PLAY				
11/19	L.A. RAMS					DID NOT PLAY				
11/23	at Detroit					DID NOT PLAY				
12/03	at Atlanta					DID NOT PLAY				
12/10	at Carolina					DID NOT PLAY				
12/17	CINCINNATI	1/0	2	0	0.0	0	0	1	-	0/0
12/23	at Green Bay					DID NOT PLAY				
12/31	CHICAGO					DID NOT PLAY				
<b>2017 TOTALS</b>		<b>1/0</b>	<b>2</b>	<b>0</b>	<b>0.0</b>	<b>0</b>	<b>0</b>	<b>1</b>	<b>-</b>	<b>0/0</b>
DATE	OPPONENT	P/S	ATT	CMP	PCT	YDS	TD	INT	LG	SK/YDS
01/14	NEW ORLEANS*					INACTIVE				
01/21	at Philadelphia**					INACTIVE				
<b>PLAYOFF TOTALS</b>		<b>0/0</b>	<b>0</b>	<b>0</b>	<b>0.0</b>	<b>0</b>	<b>0</b>	<b>0</b>	<b>-</b>	<b>0/0</b>

\* NFC Divisional game

\*\* NFC Championship

## 2018 GAME-BY-GAME STATS (NEW ORLEANS)

DATE	OPPONENT	P/S	ATT	CMP	PCT	YDS	TD	INT	LG	SK/YDS
09/09	TAMPA BAY					DID NOT PLAY				
09/16	CLEVELAND					DID NOT PLAY				
09/23	at Atlanta					DID NOT PLAY				
09/30	at N.Y. Giants					DID NOT PLAY				
10/08	WASHINGTON	1/0	0	0	0.0	0	0	0	-	0/0
10/21	at Baltimore					DID NOT PLAY				
10/28	at Minnesota	1/0	0	0	0.0	0	0	0	-	0/0
11/04	L.A. RAMS					DID NOT PLAY				
11/11	at Cincinnati	1/0	1	0	0.0	0	0	0	-	0/0
11/18	PHILADELPHIA	1/0	0	0	0.0	0	0	0	-	0/0
11/22	ATLANTA					DID NOT PLAY				
11/29	at Dallas					DID NOT PLAY				
12/09	at Tampa Bay					DID NOT PLAY				
12/17	at Carolina					DID NOT PLAY				
12/23	PITTSBURGH					DID NOT PLAY				
12/30	CAROLINA	1/1	22	14	63.6	118	1	1	18	2/8
<b>2018 TOTALS</b>		<b>5/1</b>	<b>23</b>	<b>14</b>	<b>60.9</b>	<b>118</b>	<b>1</b>	<b>1</b>	<b>18</b>	<b>2/8</b>
DATE	OPPONENT	P/S	ATT	CMP	PCT	YDS	TD	INT	LG	SK/YDS
01/13	PHILADELPHIA*					DID NOT PLAY				
01/20	L.A. RAMS**					DID NOT PLAY				
<b>PLAYOFF TOTALS</b>		<b>0/0</b>	<b>0</b>	<b>0</b>	<b>0.0</b>	<b>0</b>	<b>0</b>	<b>0</b>	<b>-</b>	<b>0/0</b>

\* NFC Divisional game

\*\* NFC Championship

## 2019 GAME-BY-GAME STATS (NEW ORLEANS)

DATE	OPPONENT	P/S	ATT	CMP	PCT	YDS	TD	INT	LG	SK/YDS
09/09	HOUSTON					DID NOT PLAY				
09/15	at L.A. Rams	1/0	30	17	56.7	165	0	0	28	2/16
09/22	at Seattle	1/1	27	19	70.4	177	2	0	29t	0/0
09/29	DALLAS	1/1	30	23	76.7	193	0	1	20	5/44
10/06	TAMPA BAY	1/1	34	26	76.5	314	4	1	42	0/0
10/13	at Jacksonville	1/1	36	24	66.7	240	1	0	27	3/18
10/20	at Chicago	1/1	38	23	60.5	281	2	0	45	1/8
10/27	ARIZONA	1/0	0	0	0.0	0	0	0	-	0/0
11/10	ATLANTA					DID NOT PLAY				
11/17	at Tampa Bay					DID NOT PLAY				
11/24	CAROLINA					DID NOT PLAY				
11/28	at Atlanta					DID NOT PLAY				
12/08	SAN FRANCISCO					DID NOT PLAY				
12/16	INDIANAPOLIS	1/0	0	0	0.0	0	0	0	-	0/0
12/22	at Tennessee					DID NOT PLAY				
12/29	at Carolina	1/0	1	1	100.0	14	0	0	14	1/3
<b>2019 TOTALS</b>		<b>9/5</b>	<b>196</b>	<b>133</b>	<b>67.9</b>	<b>1384</b>	<b>9</b>	<b>2</b>	<b>45</b>	<b>12/89</b>
DATE	OPPONENT	P/S	ATT	CMP	PCT	YDS	TD	INT	LG	SK/YDS
01/05	MINNESOTA*					INACTIVE				
<b>PLAYOFF TOTALS</b>		<b>0/0</b>	<b>0</b>	<b>0</b>	<b>0.0</b>	<b>0</b>	<b>0</b>	<b>0</b>	<b>-</b>	<b>0/0</b>

\* NFC Wild Card game

## 2020 GAME-BY-GAME STATS (CAROLINA)

DATE	OPPONENT	P/S	ATT	CMP	PCT	YDS	TD	INT	LG	SK/YDS
09/13	LAS VEGAS	1/1	34	22	64.7	269	1	0	75t	1/10
09/20	at Tampa Bay	1/1	42	33	78.6	367	0	2	39	5/27
09/27	at L.A. Chargers	1/1	28	22	78.6	235	1	0	38	2/14
10/04	ARIZONA	1/1	37	26	70.3	276	2	1	24	0/0
10/11	at Atlanta	1/1	36	27	75.0	313	2	0	57t	0/0
10/18	CHICAGO	1/1	29	16	55.2	216	0	2	39	4/25
10/25	at New Orleans	1/1	28	23	82.1	254	2	0	74t	1/8
10/29	ATLANTA	1/1	23	15	65.2	176	1	1	42	3/22
11/08	at Kansas City	1/1	49	36	73.5	310	2	0	28	2/7
11/15	TAMPA BAY	1/1	24	18	75.0	136	2	1	38	1/5
11/22	DETROIT					INACTIVE				
11/29	at Minnesota	1/1	36	19	52.8	267	1	1	41t	0/0
12/13	DENVER	1/1	40	30	75.0	283	0	0	32	4/38
12/19	at Green Bay	1/1	35	21	60.0	258	0	0	40	3/9
12/27	at Washington	1/1	28	19	67.9	197	1	1	44	4/30
01/03	NEW ORLEANS	1/1	23	13	56.5	176	0	2	44	1/10
<b>2020 TOTALS</b>		<b>15/15</b>	<b>492</b>	<b>340</b>	<b>69.1</b>	<b>3733</b>	<b>15</b>	<b>11</b>	<b>75t</b>	<b>31/205</b>

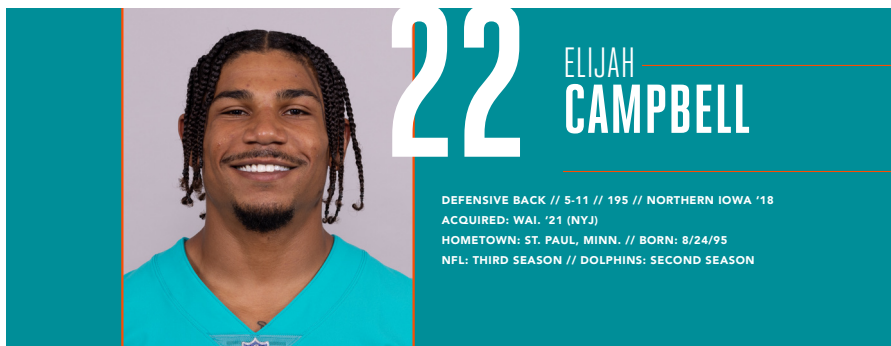
## 2021 GAME-BY-GAME STATS (DENVER)

DATE	OPPONENT	P/S	ATT	CMP	PCT	YDS	TD	INT	LG	SK/YDS
09/12	at N.Y. Giants	1/1	36	28	77.8	264	2	0	25	2/9
09/19	at Jacksonville	1/1	34	26	76.5	328	2	0	55	3/26
09/26	N.Y. JETS	1/1	25	19	76.0	235	0	0	31	2/12
10/03	BALTIMORE	1/1	16	7	43.8	65	1	0	19	2/15
10/10	at Pittsburgh	1/1	38	24	63.2	288	2	1	39t	2/20
10/17	LAS VEGAS	1/1	49	35	71.4	334	3	3	26	5/25
10/21	at Cleveland	1/1	33	23	69.7	187	2	1	31	2/5
10/31	WASHINGTON	1/1	26	19	73.1	213	1	0	31	4/23
11/07	at Dallas	1/1	28	19	67.9	249	1	0	44t	4/32
11/14	PHILADELPHIA	1/1	36	22	61.1	226	0	0	64	1/14
11/28	L.A. CHARGERS	1/1	18	11	61.1	129	1	0	42	0/0
12/05	at Kansas City	1/1	40	22	55.0	257	1	2	36	1/7
12/12	DETROIT	1/1	25	18	72.0	179	2	0	32	1/5
12/19	CINCINNATI	1/1	22	12	54.5	98	0	0	28	2/18
12/26	at Las Vegas					INACTIVE				
01/02	at L.A. Chargers					INACTIVE				
01/08	KANSAS CITY					INJURED RESERVE				
<b>2021 TOTALS</b>		<b>14/14</b>	<b>426</b>	<b>285</b>	<b>66.9</b>	<b>3052</b>	<b>18</b>	<b>7</b>	<b>64</b>	<b>31/211</b>



2022 GAME-BY-GAME STATS (MIAMI)

DATE	OPPONENT	P/S	ATT	CMP	PCT	YDS	TD	INT	LG	SK/YDS
09/11	NEW ENGLAND					DID NOT PLAY				
09/18	at Baltimore					DID NOT PLAY				
09/25	BUFFALO	1/0	2	0	0.0	0	0	0	-	1/8
09/29	at Cincinnati	1/0	23	14	60.9	193	1	1	64	0/0
10/09	at N.Y. Jets	1/1	1	0	0.0	0	0	0	-	0/0
10/16	MINNESOTA	1/0	34	23	67.6	329	2	2	49	5/25
10/23	PITTSBURGH					DID NOT PLAY				
10/30	at Detroit					DID NOT PLAY				
11/06	at Chicago					DID NOT PLAY				
11/13	CLEVELAND					INACTIVE				
11/27	HOUSTON					INACTIVE				
12/04	at San Francisco					INACTIVE				
12/11	at L.A. Chargers					INACTIVE				
12/17	at Buffalo									
12/25	GREEN BAY									
01/01	at New England									
TBD	N.Y. JETS									
2022 TOTALS		4/1	60	37	61.7	522	3	3	64	6/33



DEFENSIVE BACK // 5-11 // 195 // NORTHERN IOWA '18  
 ACQUIRED: WAL: '21 (NYJ)  
 HOMETOWN: ST. PAUL, MINN. // BORN: 8/24/95  
 NFL: THIRD SEASON // DOLPHINS: SECOND SEASON

## NFL CAREER

### TRANSACTIONS:

- Awarded off waivers to Miami on Sept. 1, 2021.
- Waived by N.Y. Jets on Aug. 31, 2021.
- Signed to the N.Y. Jets active roster on Dec. 8, 2020.
- Signed to the N.Y. Jets practice squad on Nov. 3, 2020.
- Fourth overall selection in the defensive backs phase of the 2020 XFL Draft to the DC Defenders on Oct. 16, 2019.
- Signed by Birmingham Iron (AAF) on Nov. 9, 2018.
- Waived by Cleveland on Aug. 31, 2018.
- Signed by Cleveland as an undrafted college free agent on May 4, 2018.

### CAREER HIGHLIGHTS:

- Played in 23 career games.
- 7 tackles (4 solo) and 1 pass defended.
- 7 special teams tackles (5 solo).

### 2022 (MIAMI):

- Played in 13 games.
- 7 tackles (4 solo) and 1 pass defended.
- 5 special teams tackles (3 solo).

**VS. NEW ENGLAND (9/11):** 2 tackles (1 solo).

**VS. CLEVELAND (11/13):** 1 pass defended; 2 special teams tackles (1 solo).

**AT SAN FRANCISCO (12/4):** 2 solo tackles.

### 2021 (N.Y. JETS/MIAMI):

- Played in 7 games with Miami.
- Inactive for 4 games with Miami.
- Missed the rest of the season with Miami after being placed on injured reserve on Nov. 27.
- Awarded off waivers to Miami on Sept. 1.
- 2 solo special teams tackles with Miami.
- Spent offseason and training camp with the N.Y. Jets.

**VS. INDIANAPOLIS (10/3):** 1 solo special teams tackle.

- Made his Dolphins debut.

**VS. HOUSTON (11/7):** 1 solo special teams tackle.

### 2020 (N.Y. JETS/DC DEFENDERS - XFL):

- Played in 3 games with the N.Y. Jets.

- Inactive for 2 games with the N.Y. Jets
- Signed to the N.Y. Jets active roster on Dec. 8.
- Signed to the N.Y. Jets practice squad on Nov. 3.
- Started 4 games with the DC Defenders.
- 6 tackles (5 solo) and 2 passes defended with the DC Defenders.

### 2019 (BIRMINGHAM IRON - AAF):

- Played in 8 games with 3 starts.
- 21 tackles (15 solo).

### 2018 (CLEVELAND):

- Spent the 2018 offseason and training camp with Cleveland.

## BEFORE THE NFL

### COLLEGE (NORTHERN IOWA):

- 2-year starter (2016-17).
- Transferred from Northern Illinois following his sophomore season in 2015.
- Transferred from Iowa Western CC following his freshman season in 2014.

**CAREER AT NORTHERN IOWA:** Played in 24 games with 87 tackles, 15 passes defended and 8 interceptions.

**SENIOR (2017 AT NORTHERN IOWA):** Played in 12 games with 51 tackles (31 solo), 1 sack, 3 forced fumbles, 1 fumble recovery, 5 interceptions and 17 passes defended.

**JUNIOR (2016 AT NORTHERN IOWA):** Played in 11 games with 42 tackles (34 solo), 2 fumble recoveries, 3 interceptions and 6 passes defended.

**SOPHOMORE (2015 AT NORTHERN ILLINOIS):** Played in 13 games with 5 tackles.

**FRESHMAN (2014 AT IOWA WESTERN):** 32 tackles and 5 passes defended.

- Redshirted in 2013

### HIGH SCHOOL (ST. PAUL CENTRAL HS - ST. PAUL, MINN.) SENIOR (2012)

- Helped team record an 8-1 record in 2012, rushing for 1,002 yards and 18 touchdowns.
- Totaled 69 tackles and six interceptions in 2012 on defense.
- Also lettered in track and field.

OFF THE FIELD

PERSONAL:

- MAJOR: Liberal studies.

ELIJAH CAMPBELL'S NFL REGULAR SEASON STATS																
YEAR	TEAM	GP	GS	TACKLES					SK	YDS	INTERCEPTIONS				FUMBLES	
				TOT	SOLO	ASST					INT	YDS	LG	TD	PD	FF
2020	N.Y. JETS	3	0	0	0	0	0.0	0.0		0	0	0	0	0	0	0
2021	MIAMI	7	0	0	0	0	0.0	0.0		0	0	0	0	0	0	0
2022	MIAMI	13	0	7	4	3	0.0	0.0		0	0	0	0	1	0	0
NFL TOTALS		23	0	7	4	3	0.0	0.0		0	0	0	0	1	0	0

ADDITIONAL STATS

Special Teams Tackles: (Miami) 2 in 2021, 5 in 2022 for total of 7.



# 2

## BRADLEY CHUBB

LINEBACKER // 6-4 // 275 // NC STATE '18

ACQUIRED: T, '22 (DEN.)

HOMETOWN: MARIETTA, GA. // BORN: 6/24/96

NFL: FIFTH SEASON // DOLPHINS: FIRST SEASON

 2020
 2022 (DEN.)

## NFL CAREER

### TRANSACTIONS:

- Traded from Denver to Miami on Nov. 1, 2022.
- 1st-round pick (5th overall) by Denver in the 2018 NFL Draft.

### CAREER HONORS:

- 2020 Pro Bowl selection.
- 2018 PFWA All-Rookie Team.
- NFL Rookie of the Month (October 2018).

### CAREER HIGHLIGHTS:

- Started 54 career games.
- 180 tackles (111 solo), 28.5 sacks, 1 interception, 5 passes defended, 7 forced fumbles and 1 fumble recovery.
- His 12.0 sacks in 2018 led all NFL rookies that season:

NFL ROOKIE SACK LEADERS (2018)		
PLAYER	TEAM	SACKS
1. <b>BRADLEY CHUBB</b>	<b>DEN.</b>	<b>12.0</b>
2. Shaquille Leonard	Ind.	7.0
3. Sam Hubbard	Cin.	6.0
4. B.J. Hill	NYG	5.5
5. Two tied		5.0

- His 12.0 sacks in 2018 set a Broncos rookie record:

BRONCOS ROOKIE SACK LEADERS		
PLAYER	YEAR	SACKS
1. <b>BRADLEY CHUBB</b>	<b>2018</b>	<b>12.0</b>
2. Von Miller	2011	11.5
Rulon Jones	1980	11.5
4. Mike Croel	1991	10.0
5. Elvis Dumervil	2006	8.5

### 2022 (DENVER/MIAMI):

- Started 5 games with Miami.
- 10 tackles (4 solo), 2.5 sacks and 1 forced fumble with Miami.
- Traded to Miami on Nov. 1.
- Started 8 games with Denver.
- 26 tackles (11 solo), 5.5 sacks, 1 pass defended and 2 forced fumbles with Denver.

### AT SEATTLE (9/12): 5 tackles (4 solo), 2.0 sacks and 1 forced fumble.

- Strip-sacked QB Geno Smith on a 2nd-and-8 snap in the 4th quarter.
- Sacked QB Geno Smith for a loss of 10 on a 3rd-

and-6 in the 4th quarter, forcing a punt.

### VS. INDIANAPOLIS (10/6): 4 tackles (3 solo), 2.5 sacks and 1 forced fumble.

- Sacked QB Matt Ryan on a 3rd-and-12 in the 1st quarter, forcing a punt.
- Split a sack with LB Baron Browning of QB Matt Ryan on a 3rd-and-10 in the 4th quarter, forcing a punt.
- Strip-sacked QB Matt Ryan on a 1st-down play in the 4th quarter.

### VS. HOUSTON (11/27): 2 tackles (1 solo), 1.0 sack and 1 forced fumble.

- Strip-sacked QB Kyle Allen on a 2nd-and-13 snap in the 2nd quarter.

### 2021 (DENVER):

- Started 7 games.
- Inactive for 1 game.
- Missed 1 game on the Reserve/COVID-19 List.
- Missed 8 games after being placed on injured reserve on Sept. 22 and being activated on Nov. 27.
- 21 tackles (9 solo), 1 interception and 2 passes defended.

### VS. CINCINNATI (12/19): 4 tackles (1 solo) and 1 pass defended.

### AT LAS VEGAS (12/26): 5 tackles (1 solo), 1 interception and 1 pass defended.

- Intercepted a pass by QB Derek Carr near the end of the 1st half and returned it to the 1-yard line, setting up a Broncos TD.

### VS. KANSAS CITY (1/8): 5 tackles (2 solo).

### 2020 (DENVER):

- Started 14 games.
- Inactive for 2 games.
- 42 tackles (26 solo), 7.5 sacks and 1 forced fumble.

### AT N.Y. JETS (10/1): 5 tackles (3 solo) and 2.5 sacks.

- Split a sack with DE Shelby Harris on QB Sam Darnold for a loss of 8 yards on 3rd-and-5, forcing a 2nd quarter punt.
- Sacked QB Sam Darnold on a 3rd-and-4 snap in the 4th quarter, forcing a 54-yard field goal.
- Sacked QB Sam Darnold on a 4th-down play in the 4th quarter to help preserve the win.

### AT NEW ENGLAND (10/18): 4 tackles (2 solo), 1.0 sack and 1 forced fumble.

- Strip-sacked QB Cam Newton on a 3rd-and-6

play in the 3rd quarter, forcing a punt.  
**VS. MIAMI (11/22):** 5 tackles (4 solo) and 1.0 sack.  
 • Sacked QB Tua Tagovailoa on a 3rd-and-21 snap in the 3rd quarter, forcing a punt.

**PRO BOWL:**

- Selected to start his 1st Pro Bowl at OLB.

### 2019 (DENVER):

- Started 4 games.
- Missed the rest of the season after being placed on injured reserve on Oct. 1.
- 21 tackles (16 solo), 1.0 sack, 1 pass defended and 1 forced fumble.

**VS. JACKSONVILLE (9/29):** 7 tackles (4 solo), 1.0 sack and 1 forced fumble.

- Sacked QB Gardner Minshew on a 3rd-and-5 snap in the 2nd quarter, forcing a punt.
- Stripped QB Gardner Minshew on a 2nd-and-10 snap in the 4th quarter.

### 2018 (DENVER):

- Started all 16 games.
- 60 tackles (41 solo), 12.0 sacks, 1 pass defended, 2 forced fumbles and 1 fumble recovery.
- Set a Broncos rookie record and led all NFL rookies with 12.0 sacks.
- His 12.0 sacks were tied for 7th-most by a rookie in NFL history at the time.

**VS. L.A. RAMS (10/14):** 5 tackles (4 solo) and 3.0 sacks.

- Sacked QB Jared Goff twice on the same drive in the 2nd quarter, forcing a Rams punt.
- Sacked QB Jared Goff on 3rd-and-3 in the 4th quarter, pushing a field goal attempt back 10 yards that was no good.

**AT ARIZONA (10/18):** 3 solo tackles, 2.0 sacks and 1 forced fumble.

- Strip-sacked QB Josh Rosen for a loss of 6 yards in the 4th quarter.
- Later in the same drive, sacked QB Josh Rosen on 4th down, turning the ball over on downs.

**AT SAN FRANCISCO (12/9):** 4 tackles (2 solo) and 2.0 sacks.

- Sacked QB Nick Mullens on 3rd-and-2 in the 2nd quarter, forcing a field goal.
- Sacked QB Nick Mullens on a 3rd-and-15 play in the 3rd quarter.

**HONORS:**

- PFWA All-Rookie Team.
- NFL Rookie of the Month (October).

BRADLEY CHUBB'S NFL REGULAR SEASON STATS															
YEAR	TEAM	GP	GS	TACKLES					INTERCEPTIONS					FUMBLES	
				TOT	SOLO	ASST	SK	YDS	INT	YDS	LG	TD	PD	FF	FR
2018	DENVER	16	16	60	41	19	12.0	83.0	0	0	0	0	1	2	1
2019	DENVER	4	4	21	16	5	1.0	7.0	0	0	0	0	1	1	0
2020	DENVER	14	14	42	26	16	7.5	50.0	0	0	0	0	0	1	0
2021	DENVER	7	7	21	9	12	0.0	0.0	1	21	21	0	2	0	0
2022	DENVER	8	8	26	15	11	5.5	43.5	0	0	0	0	1	2	0
	MIAMI	5	5	10	4	6	2.5	21.0	0	0	0	0	0	1	0
NFL TOTALS		54	54	180	111	69	28.5	204.5	1	21	21	0	5	7	1

## BEFORE THE NFL

### COLLEGE (NC STATE):

- 4-year letterman (2014-17) and 3-year starter.

**CAREER:** Played in 49 games with 38 starts; 203 tackles (103 solo), 26.0 sacks, 1 interception, 4 passes defended and 2 forced fumbles; 2 blocked kicks.

- Finished his career as the school's all-time recordholder in sacks (26.0) and tackles for loss (60.0).

**SENIOR (2017):** Started 12 games; 73 tackles (40 solo), 10.0 sacks, 2 passes defended and 3 forced fumbles; 1 blocked kick.

- Won the Bronko Nagurski Trophy (nation's top defender)
- Won the Ted Hendricks Award (nation's top defensive end).
- Consensus 1st-team All-American.
- ACC Defensive Player of the Year.
- 1st-team All-ACC.
- Team captain.

**JUNIOR (2016):** Started all 13 games; 58 tackles (33 solo), 10.0 sacks, 1 pass defended and 2 forced fumbles.

- 3rd-team All-ACC.
- Team captain.

**SOPHOMORE (2015):** Started all 13 games; 69 tackles (29 solo), 5.5 sacks, 1 interception, 1 pass defended, 3 forced fumbles; 1 blocked kick.

**TRUE FRESHMAN (2014):** Played in 11 games; 3 tackles (1 solo).

### HIGH SCHOOL (HILLGROVE HS – POWDER SPRINGS, GA.)

- Played defensive end.

## OFF THE FIELD

### PERSONAL:

- Father, Aaron, played linebacker at Georgia and was a 12th-round pick by New England in the 1989 NFL Draft.
- Brother, Brandon, signed with the L.A. Rams as an undrafted college free agent linebacker in 2016 but did not appear in a game.
- Cousin, Nick Chubb, plays running back for the Cleveland Browns.
- MAJOR:** Sociology.

**SINGLE-GAME CAREER HIGHS**

<b>Tackles:</b>	7	3 times, last: vs. Indianapolis, 10/6/22
<b>Sacks:</b>	3.0	vs. L.A. Rams, 10/14/18
<b>Passes Defensed:</b>	1	5 times, last: at Las Vegas, 10/2/22
<b>Forced Fumbles:</b>	1	7 times, last: vs. Houston, 11/27/22
<b>Fumble Recoveries:</b>	1	at Cincinnati, 12/2/18



80

TANNER  
CONNER

TIGHT END // 6-3 // 232 // IDAHO STATE '22  
ACQUIRED: FA, '22  
HOMETOWN: KENT, WASH. // BORN: 3/20/98  
NFL: ROOKIE SEASON // DOLPHINS: ROOKIE SEASON

NFL CAREER

TRANSACTIONS:

- Signed by Miami as an undrafted college free agent on May 13, 2022.

CAREER HIGHLIGHTS:

- Played in 12 career games.

2022 (MIAMI):

- Played in 12 games.
- Inactive for 1 game.

AT BALTIMORE (9/18): Played but did not record any stats.

- Made his NFL debut.

BEFORE THE NFL

COLLEGE (IDAHO STATE):

- 5-year letterman (2017-21).
- Played wide receiver.
- Also earned all-conference honors in track and field.

CAREER: Played in 47 games; 136 receptions for 2,384 yards (17.5 avg.) and 15 TDs; 4 carries for 39 yards (9.8 avg.).

GRADUATE (FALL 2021): Played in all 11 games; 42

receptions for 735 yards (17.5 avg.) and 4 TDs; 4 carries for 39 yards (9.8 avg.).

- 2nd-team All-Big Sky.

SENIOR (SPRING 2021): Played in all 6 games; 34 receptions for 685 yards (20.1 avg.) and 3 TDs.

- 1st-team All-Big Sky.

JUNIOR (2019): Played in 11 games; 47 receptions for 792 yards (16.9 avg.) and 8 TDs.

- Honorable mention All-Big Sky.

SOPHOMORE (2018): Played in 8 games; 5 receptions for 79 yards (15.8 avg.).

REDSHIRT FRESHMAN (2017): Played in 11 games; 8 receptions for 93 yards (11.6 avg.).

- Redshirted in 2016.

HIGH SCHOOL (KENTRIDGE HS – KENT, WASH.)

- Also lettered in basketball and track.
- Won state title in 300-meter hurdles.
- Played wide receiver and defensive back.

SENIOR (2015):

- 1st-team all-league at defensive back.
- 2nd-team all-league at wide receiver.

OFF THE FIELD

PERSONAL:

- GRADUATE DEGREE: Athletic administration.
- MAJOR: Criminology with a minor in psychology.

TANNER CONNER'S NFL REGULAR SEASON STATS													
YEAR	TEAM			RECEIVING					RUSHING				
		GP	GS	REC	YDS	AVG	LG	TD	ATT	YDS	AVG	LG	TD
2022	MIAMI	12	0	0	0	0.0	0	0	0	0	0.0	0	0
NFL TOTALS		12	0	0	0	0.0	0	0	0	0	0.0	0	0



2022 GAME-BY-GAME STATS (MIAMI)

DATE	OPPONENT	P/S	REC	YDS	AVG	LG	TD
09/11	NEW ENGLAND		INACTIVE				
09/18	at Baltimore	1/0	0	0	0.0	-	0
09/25	BUFFALO	1/0	0	0	0.0	-	0
09/29	at Cincinnati	1/0	0	0	0.0	-	0
10/09	at N.Y. Jets	1/0	0	0	0.0	-	0
10/16	MINNESOTA	1/0	0	0	0.0	-	0
10/23	PITTSBURGH	1/0	0	0	0.0	-	0
10/30	at Detroit	1/0	0	0	0.0	-	0
11/06	at Chicago	1/0	0	0	0.0	-	0
11/13	CLEVELAND	1/0	0	0	0.0	-	0
11/27	HOUSTON	1/0	0	0	0.0	-	0
12/04	at San Francisco	1/0	0	0	0.0	-	0
12/11	at L.A. Chargers	1/0	0	0	0.0	-	0
12/17	at Buffalo						
12/25	GREEN BAY						
01/01	at New England						
TBD	N.Y. JETS						
2022 TOTALS		12/0	0	0	0.0	-	0



# 85

## RIVER CRACRAFT

WIDE RECEIVER // 6-0 // 198 // WASHINGTON STATE '17

ACQUIRED: FA '22

HOMETOWN: RANCHO SANTA MARGARITA, CALIF. // BORN: 11/1/94

NFL: FOURTH SEASON // DOLPHINS: FIRST SEASON

### NFL CAREER

#### TRANSACTIONS:

- Signed to Miami's active roster on Sept. 29, 2022.
- Signed to Miami's practice squad on Sept. 1, 2022.
- Waived by Miami on Aug. 30, 2022.
- Signed by Miami on Feb. 17, 2022.
- Waived by San Francisco on Jan. 29, 2022.
- Promoted from San Francisco's practice squad on Dec. 11, 2021.
- Signed to San Francisco's practice squad on Sept. 1, 2021.
- Waived by San Francisco on Aug. 31, 2021.
- Signed by San Francisco on Aug. 28, 2021.
- Waived by San Francisco on Aug. 24, 2021.
- Signed to San Francisco's active roster on Nov. 9, 2020.
- Signed to San Francisco's practice squad on Sept. 6, 2020.
- Waived by San Francisco on Sept. 5, 2020.
- Signed by San Francisco on Aug. 27, 2020.
- Waived by Philadelphia on May 1, 2020.
- Signed to Philadelphia's practice squad on Dec. 24, 2019.
- Waived by Denver on Sept. 24, 2019.
- Signed by Denver on Sept. 11, 2019.
- Waived by Denver on Sept. 1, 2019.
- Signed to Denver's active roster on Nov. 2, 2018.
- Signed to Denver's practice squad on Sept. 19, 2018.
- Released from Denver's practice squad on Sept. 10, 2018.
- Signed to Denver's practice squad on Sept. 2, 2018.
- Waived by Denver on Sept. 1, 2018.
- Signed to Denver's practice squad on Dec. 19, 2017.
- Released from Denver's practice squad on Oct. 27, 2017.
- Signed to Denver's practice squad on Oct. 18, 2017.

#### CAREER HIGHLIGHTS:

- Played in 33 games with 1 start.
- 15 receptions for 182 yards (12.1 avg.) and 2 TDs.
- 17 punt returns for 80 yards (4.7 avg.); 3 kickoff returns for 43 yards (14.3 avg.); 5 special teams tackles (3 solo).

- 5 special teams tackles (3 solo).
- 3 miscellaneous tackles.
- Appeared in 2 postseason games with San Francisco.

#### 2022 (MIAMI):

- Played in 9 games.
- Inactive for 4 games.
- 8 receptions for 97 yards (12.1 avg.) and 2 TDs.
- 3 miscellaneous tackles.

**AT BALTIMORE (9/18):** 1 receptions for 2 yards and 1 TD.

- Caught a 2-yard TD pass from QB Tua Tagovailoa in the 4th quarter.
- It was his 1st career score.

**VS. BUFFALO (9/25):** 1 reception for 11 yards and 1 TD.

- Caught an 11-yard TD pass from QB Tua Tagovailoa in the 2nd quarter.

**VS. HOUSTON (11/27):** 4 receptions for 55 yards (13.8 avg.).

#### 2021 (SAN FRANCISCO):

- Played in 6 games.
- Spent 11 games on San Francisco's practice squad.
- 3 special teams tackles (2 solo).

**VS. ATLANTA (12/19):** 1 solo special teams tackle.

**VS. HOUSTON (1/2):** 2 special teams tackles (1 solo).

#### POSTSEASON

**NFC WILD CARD AT DALLAS (1/16):** Played but did not record any stats.

**NFC DIVISIONAL AT GREEN BAY (1/22):** Played but did not record any stats.

#### 2020 (SAN FRANCISCO):

- Played in 9 games with 1 start.
- Spent 7 games on San Francisco's practice squad.
- 6 receptions for 41 yards (6.8 avg.).
- 1 solo special teams tackle.

**VS. GREEN BAY (11/5):** 2 receptions for 13 yards (6.5 avg.).

**VS. SEATTLE (1/3):** 2 receptions for 17 yards (8.5 avg.).

## 2019 (DENVER/PHILADELPHIA):

- Played in 1 game with Denver.
- Inactive for 1 game with Denver.
- Spent 1 game on Philadelphia's practice squad.
- Spent the offseason and training camp with Denver.

**VS. CHICAGO (9/15):** Played but did not record any stats.

## 2018 (DENVER):

- Played in 8 games.
- Spent 7 games on Denver's practice squad.
- 1 reception for 44 yards (44.0 avg.).
- 1 special teams tackle.

**VS. HOUSTON (11/4):** Played but did not record any stats.

- Made his NFL debut.

**VS. CLEVELAND (12/15):** 1 special teams tackle.

**VS. L.A. CHARGERS (12/30):** 1 reception for 44 yards.

## 2017 (DENVER):

- Spent most of the 2017 season on Denver's practice squad.

**JUNIOR (2015):** Started 10 games; 53 receptions for 615 yards (11.6 avg.) and 4 TDs.

**SOPHOMORE (2014):** Played in 9 games with 8 starts; 66 receptions for 771 yards (11.7 avg.) and 8 TDs.

**TRUE FRESHMAN (2013):** Played in all 13 games with 10 starts; 46 receptions for 614 yards (13.3 avg.) and 3 TDs.

- Honorable mention All-Pac 12.

## HIGH SCHOOL (SANTA MARGARITA CATHOLIC HS - RANCHO SANTA MARGARITA, CALIF.)

- Also played baseball and ran track.

**SENIOR (2013):** 56 receptions for 935 yards (16.7 avg.) and 9 TDs.

- All-county.

- Trinity League Offensive Player of the Year.

**JUNIOR (2012):** 43 receptions for 639 yards (14.9 avg.) and 5 TDs.

- CIF D1 State Champion.

- All-CIF.

**SOPHOMORE (2011):** 35 receptions for 469 yards (13.4 avg.); 41 tackles and 3 interceptions.

- All-state.

## BEFORE THE NFL

### COLLEGE (WASHINGTON STATE):

- 4-year starter (2013-16).

**CAREER:** Played in 42 games with 37 starts; 218 receptions for 2,701 yards (12.4 avg.) and 20 TDs.

**SENIOR (2016):** Played in 10 games with 9 starts; 53 receptions for 701 yards (13.2 avg.) and 5 TDs.

- Honorable mention All-Pac 12.

## OFF THE FIELD

### PERSONAL:

- **PRONUNCIATION:** Last name is pronounced CRAY-craft.

- **MAJOR:** Sport management

- Originally born Tanner Cracraft, he has gone by "River" since he was six months old. The name "River" is inspired by actor River Phoenix.

## RIVER CRACRAFT'S NFL REGULAR SEASON STATS

YEAR	TEAM	GP	GS	RECEIVING					RUSHING				
				REC	YDS	AVG	LG	TD	ATT	YDS	AVG	LG	TD
2017	DENVER			PRACTICE SQUAD									
2018	DENVER	8	0	1	44	44.0	44	0	0	0	0.0	0	0
2019	DENVER	1	0	0	0	0.0	0	0	0	0	0.0	0	0
2020	SAN FRANCISCO	9	1	6	41	6.8	12	0	0	0	0.0	0	0
2021	SAN FRANCISCO	6	0	0	0	0.0	0	0	0	0	0.0	0	0
2022	MIAMI	9	0	8	97	12.1	22	2	0	0	0.0	0	0
NFL TOTALS		33	1	15	182	12.1	44	2	0	0	0.0	0	0

## RIVER CRACRAFT'S NFL POSTSEASON STATS

YEAR	TEAM	GP	GS	RECEIVING					RUSHING				
				REC	YDS	AVG	LG	TD	ATT	YDS	AVG	LG	TD
2021	SAN FRANCISCO	2	0	0	0	0.0	0	0	0	0	0.0	0	0
PLAYOFF TOTALS		2	0	0	0	0.0	0	0	0	0	0.0	0	0

## ADDITIONAL STATS

**Special Teams Tackles:** (Denver) 1 in 2018, (San Francisco) 1 in 2020, 3 in 2021 for total of 5.

**Miscellaneous Tackles:** (Miami) 3 in 2022.

## SINGLE-GAME CAREER HIGHS

<b>Receptions:</b>	4	vs. Houston, 11/27/22
<b>Receiving Yards:</b>	55	vs. Houston, 11/27/22
<b>Longest Reception:</b>	44	vs. L.A. Chargers, 12/30/18
<b>Receiving TDs:</b>	1	Twice, last: vs. Buffalo, 9/25/22

## 2018 GAME-BY-GAME STATS (DENVER)

DATE	OPPONENT	P/S	REC	YDS	AVG	LG	TD
09/09	SEATTLE						PRACTICE SQUAD
09/16	OAKLAND						NOT ON ROSTER
09/23	at Baltimore						PRACTICE SQUAD
10/01	KANSAS CITY						PRACTICE SQUAD
10/07	at N.Y. Jets						PRACTICE SQUAD
10/14	L.A. RAMS						PRACTICE SQUAD
10/18	at Arizona						PRACTICE SQUAD
10/28	at Kansas City						PRACTICE SQUAD
11/04	HOUSTON	1/0	0	0	0.0	-	0
11/18	at L.A. Chargers	1/0	0	0	0.0	-	0
11/25	PITTSBURGH	1/0	0	0	0.0	-	0
12/02	at Cincinnati	1/0	0	0	0.0	-	0
12/09	at San Francisco	1/0	0	0	0.0	-	0
12/15	CLEVELAND	1/0	0	0	0.0	-	0
12/24	at Oakland	1/0	0	0	0.0	-	0
12/30	L.A. CHARGERS	1/0	1	44	44.0	44	0
<b>2018 TOTALS</b>		<b>8/0</b>	<b>1</b>	<b>44</b>	<b>44.0</b>	<b>44</b>	<b>0</b>

## 2019 GAME-BY-GAME STATS (DENVER)

DATE	OPPONENT	P/S	REC	YDS	AVG	LG	TD
09/09	at Oakland						NOT ON ROSTER
09/15	CHICAGO	1/0	0	0	0.0	-	0
09/22	at Green Bay						INACTIVE
09/29	JACKSONVILLE						NOT ON ROSTER
10/06	at L.A. Chargers						NOT ON ROSTER
10/13	TENNESSEE						NOT ON ROSTER
10/17	KANSAS CITY						NOT ON ROSTER
10/27	at Indianapolis						NOT ON ROSTER
11/03	CLEVELAND						NOT ON ROSTER
11/17	at Minnesota						NOT ON ROSTER
11/24	at Buffalo						NOT ON ROSTER
12/01	L.A. CHARGERS						NOT ON ROSTER
12/08	at Houston						NOT ON ROSTER
12/15	at Kansas City						NOT ON ROSTER
12/22	DETROIT						NOT ON ROSTER
12/29	OAKLAND						NOT ON ROSTER
<b>2019 TOTALS</b>		<b>1/0</b>	<b>0</b>	<b>0</b>	<b>0.0</b>	<b>-</b>	<b>0</b>

## 2020 GAME-BY-GAME STATS (SAN FRANCISCO)

DATE	OPPONENT	P/S	REC	YDS	AVG	LG	TD
09/13	ARIZONA						PRACTICE SQUAD
09/20	at N.Y. Jets						PRACTICE SQUAD
09/27	at N.Y. Giants						PRACTICE SQUAD
10/04	PHILADELPHIA						PRACTICE SQUAD
10/11	MIAMI						PRACTICE SQUAD
10/18	L.A. RAMS						PRACTICE SQUAD
10/25	at New England						PRACTICE SQUAD
11/01	at Seattle	1/0	0	0	0.0	-	0
11/05	GREEN BAY	1/1	2	13	6.5	8	0
11/15	at New Orleans	1/0	0	0	0.0	-	0
11/29	at L.A. Rams	1/0	0	0	0.0	-	0
12/07	BUFFALO	1/0	0	0	0.0	-	0
12/13	WASHINGTON	1/0	0	0	0.0	-	0
12/20	at Dallas	1/0	2	11	5.5	8	0
12/26	at Arizona	1/0	0	0	0.0	-	0
01/03	SEATTLE	1/0	2	17	8.5	12	0
<b>2020 TOTALS</b>		<b>9/1</b>	<b>6</b>	<b>41</b>	<b>6.8</b>	<b>12</b>	<b>0</b>

## 2021 GAME-BY-GAME STATS (SAN FRANCISCO)

DATE	OPPONENT	P/S	REC	YDS	AVG	LG	TD
09/12	at Detroit						PRACTICE SQUAD
09/19	at Philadelphia						PRACTICE SQUAD
09/26	GREEN BAY						PRACTICE SQUAD
10/03	SEATTLE						PRACTICE SQUAD
10/10	at Arizona						PRACTICE SQUAD
10/24	INDIANAPOLIS						PRACTICE SQUAD
10/31	at Chicago						PRACTICE SQUAD
11/07	ARIZONA						PRACTICE SQUAD
11/15	L.A. RAMS						PRACTICE SQUAD
11/21	at Jacksonville						PRACTICE SQUAD
11/28	MINNESOTA						PRACTICE SQUAD
12/05	at Seattle	1/0	0	0	0.0	-	0
12/12	at Cincinnati	1/0	0	0	0.0	-	0
12/19	ATLANTA	1/0	0	0	0.0	-	0
12/23	at Tennessee	1/0	0	0	0.0	-	0
01/02	HOUSTON	1/0	0	0	0.0	-	0
01/09	at L.A. Rams	1/0	0	0	0.0	-	0
<b>2021 TOTALS</b>		<b>6/0</b>	<b>0</b>	<b>0</b>	<b>0.0</b>	<b>-</b>	<b>0</b>

DATE	OPPONENT	P/S	REC	YDS	AVG	LG	TD
01/16	at Dallas*	1/0	0	0	0.0	-	0
01/22	at Green Bay**	1/0	0	0	0.0	-	0
01/30	at L.A. Rams***						NOT ON ROSTER
<b>PLAYOFF TOTALS</b>		<b>2/0</b>	<b>0</b>	<b>0</b>	<b>0.0</b>	<b>-</b>	<b>0</b>

\* NFC Wild Card game

\*\* NFC Divisional game

\*\*\* NFC Championship

## 2022 GAME-BY-GAME STATS (MIAMI)

DATE	OPPONENT	P/S	REC	YDS	AVG	LG	TD
09/11	NEW ENGLAND	1/0	0	0	0.0	-	0
09/18	at Baltimore	1/0	1	2	2.0	2t	1
09/25	BUFFALO	1/0	1	11	11.0	11t	1
09/29	at Cincinnati	1/0	0	0	0.0	-	0
10/09	at N.Y. Jets	1/0	0	0	0.0	-	0
10/16	MINNESOTA	1/0	0	0	0.0	-	0
10/23	PITTSBURGH	1/0	0	0	0.0	-	0
10/30	at Detroit						INACTIVE
11/06	at Chicago						INACTIVE
11/13	CLEVELAND						INACTIVE
11/27	HOUSTON	1/0	4	55	13.8	22	0
12/04	at San Francisco	1/0	2	29	14.5	18	0
12/11	at L.A. Chargers						INACTIVE
12/17	at Buffalo						
12/25	GREEN BAY						
01/01	at New England						
TBD	N.Y. JETS						
<b>2022 TOTALS</b>		<b>9/0</b>	<b>8</b>	<b>97</b>	<b>12.1</b>	<b>22</b>	<b>2</b>



## NFL CAREER

### TRANSACTIONS:

- Signed by Miami as an unrestricted free agent from the N.Y. Giants on March 17, 2022.
- Traded from Houston to the N.Y. Giants on Aug. 16, 2021.
- Traded from New England to Houston on Aug. 31, 2019.
- 7th-round pick (243rd overall) by New England in the 2018 NFL Draft.

### CAREER HIGHLIGHTS:

- Played in 71 career games with 5 starts.
- 68 tackles (48 solo), 1.0 sack, 9 passes defended, 1 forced fumble and 1 fumble recovery.
- 41 special teams tackles (30 solo).
- Won Super Bowl LIII with New England.

### 2022 (MIAMI):

- Played in 12 games with 1 start.
- Inactive for 1 game.
- 17 tackles (9 solo) and 3 passes defended.
- 6 special teams tackles (4 solo).

**AT CINCINNATI (9/29):** 3 tackles (2 solo).

**AT CHICAGO (11/6):** 1 solo tackle and 1 pass defended; 1 special teams tackle.

**AT SAN FRANCISCO (12/4):** 3 tackles (2 solo) and 1 pass defended.

### 2021 (N.Y. GIANTS):

- Played in 16 games.
- Missed one game on the Reserve/COVID-19 list.
- 2 tackles (1 solo), 1.0 sack, 1 forced fumble and 1 fumble recovery.
- 11 special teams tackles (7 solo).

**AT KANSAS CITY (11/1):** 1 solo tackle, 1.0 sack and 1 fumble recovery.

- Recovered a muffed punt in the 2nd quarter.
- Sacked QB Patrick Mahomes for a loss of 8 yards on 3rd-and-8 in the 4th quarter.

**VS. LAS VEGAS (11/7):** 1 forced fumble and 2 tackles on special teams (1 solo).

- Forced a fumble on special teams from WR Hunter Renfrow.

**VS. WASHINGTON (1/9):** 2 special teams tackles (1 solo).

### 2020 (HOUSTON):

- Played in all 16 games with 4 starts.
- 34 tackles (25 solo) and 5 passes defended.
- 12 special teams tackles (8 solo).

**AT CHICAGO (12/13):** 9 tackles (8 solo) and 1 pass defended.

**AT INDIANAPOLIS (12/20):** 6 tackles (2 solo).

**VS. CINCINNATI (12/27):** 8 solo tackles and 4 passes defended.

### 2019 (HOUSTON):

- Played in all 16 games.
- 8 tackles (6 solo) and 1 pass defended.
- 5 special teams tackles (4 solo).

**AT KANSAS CITY (10/13):** 2 tackles (1 solo).

**VS. OAKLAND (10/27):** 3 solo tackles and 1 pass defended.

**VS. TENNESSEE (12/29):** 1 solo tackle and 1 solo special teams tackle.

### POSTSEASON:

**AFC WILDCARD VS. BUFFALO (1/4):** Played but did not record any stats.

**AFC DIVISIONAL AT KANSAS CITY (1/12):** 1 fumble recovery and 2 solo special teams tackles.

- Recovered a fumble on special teams from WR Tyreek Hill.

### 2018 (NEW ENGLAND):

- Played in 11 games.
- Inactive for 5 games.
- 7 solo tackles.
- 7 solo special teams tackles.

**AT DETROIT (9/23):** 1 solo tackle.

- Made his NFL debut.

**VS. BUFFALO (12/23):** 2 solo tackles and 3 solo special teams tackles.

**VS. N.Y. JETS (12/30):** 3 solo tackles and 1 solo special teams tackle.

### POSTSEASON:

**AFC DIVISIONAL VS. L.A. CHARGERS (1/13):** 1 solo special teams tackle.

**AFC CHAMPIONSHIP AT KANSAS CITY (1/20):** 1 solo tackle and 1 solo special teams tackle.

**SUPER BOWL LIII VS. L.A. RAMS (2/3):** Played but did not record any stats.

## BEFORE THE NFL

### COLLEGE (WESTERN CAROLINA):

- 4-year letterman and 2-year starter (2014-17).
- Also lettered in track & field.

**CAREER:** Played in all 46 games with 21 starts; 165 tackles (106 solo), 1.0 sack, 3 interceptions, 22 passes defended, 1 forced fumble and 2 fumble recoveries.

**SENIOR (2017):** Played in all 12 games with 11 starts; 67 tackles (39 solo), 1.0 sack, 7 passes defended, 1 forced fumble and 1 fumble recovery.

**JUNIOR (2016):** Played in all 11 games with 10 starts; 61 tackles (43 solo), 1 interception, 8 passes defended and 1 fumble recovery.

**SOPHOMORE (2015):** Played in all 11 games; 20 tackles (13 solo), 2 interceptions and 3 passes defended.

**TRUE FRESHMAN (2014):** Played in all 12 games; 17 tackles (11 solo) and 4 passes defended.

## HIGH SCHOOL (NORTHAMPTON COUNTY HS - GARYSBURG, N.C.)

- Also played quarterback.
- Also lettered in track & field.

**SENIOR (2013):** 1,725 yards rushing and 20 TDs; 7 interceptions.

- All-state as a defensive back.

## OFF THE FIELD

### PERSONAL:

- **PRONUNCIATION:** First name is pronounced KEY-on.
- **GRADUATE DEGREE:** Theology.
- **MAJOR:** Marketing with a minor in sport management.

## KEION CROSSEN'S NFL REGULAR SEASON STATS

YEAR	TEAM	GP	GS	TACKLES					INTERCEPTIONS					FUMBLES	
				TOT	SOLO	ASST	SK	YDS	INT	YDS	LG	TD	PD	FF	FR
2018	NEW ENGLAND	11	0	7	7	0	0.0	0.0	0	0	0	0	0	0	0
2019	HOUSTON	16	0	8	6	2	0.0	0.0	0	0	0	0	1	0	0
2020	HOUSTON	16	4	34	25	9	0.0	0.0	0	0	0	0	5	0	0
2021	N.Y. GIANTS	16	0	2	1	1	1.0	8.0	0	0	0	0	0	1	1
2022	MIAMI	12	1	17	9	8	0.0	0.0	0	0	0	0	3	0	0
<b>NFL TOTALS</b>		<b>71</b>	<b>5</b>	<b>68</b>	<b>48</b>	<b>20</b>	<b>1.0</b>	<b>8.0</b>	<b>0</b>	<b>0</b>	<b>0</b>	<b>0</b>	<b>9</b>	<b>1</b>	<b>1</b>

## KEION CROSSEN'S NFL PLAYOFF STATS

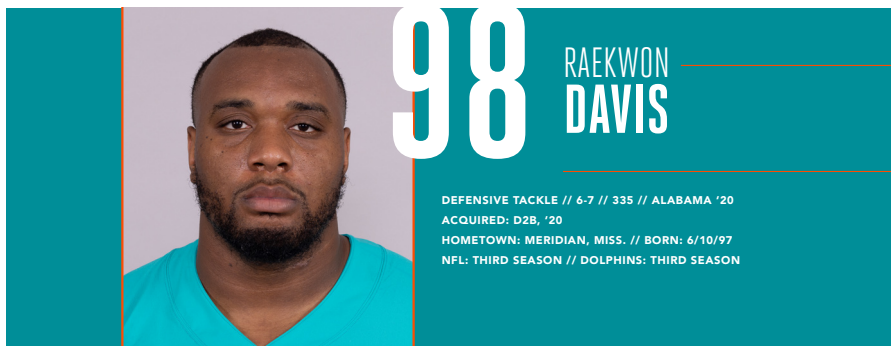
YEAR	TEAM	GP	GS	TACKLES					INTERCEPTIONS					FUMBLES	
				TOT	SOLO	ASST	SK	YDS	INT	YDS	LG	TD	PD	FF	FR
2018	NEW ENGLAND	3	0	1	1.0	0	0.0	0.0	0	0	0	0	0	0	0
2019	HOUSTON	2	0	0	0.0	0	0.0	0.0	0	0	0	0	0	0	1
<b>NFL TOTALS</b>		<b>5</b>	<b>0</b>	<b>1</b>	<b>1.0</b>	<b>0</b>	<b>0.0</b>	<b>0.0</b>	<b>0</b>	<b>0</b>	<b>0</b>	<b>0</b>	<b>0</b>	<b>0</b>	<b>1</b>

## ADDITIONAL STATS

**Special Teams Tackles:** (New England) 7 in 2018, (Houston) 5 in 2019, 12 in 2020, (N.Y. Giants) 11 in 2021, (Miami) 6 in 2022 for total of 41 (P-4).

## SINGLE-GAME CAREER HIGHS

**Tackles:** 9 at Chicago, 12/13/20  
**Sacks:** 1.0 at Kansas City, 11/1/21  
**Passes Defended:** 4 vs. Cincinnati, 12/27/20  
**Forced Fumbles:** 1 vs. Las Vegas, 11/7/21  
**Fumble Recoveries:** 1 Twice, last: at Kansas City, 11/1/21



DEFENSIVE TACKLE // 6-7 // 335 // ALABAMA '20  
 ACQUIRED: D2B, '20  
 HOMETOWN: MERIDIAN, MISS. // BORN: 6/10/97  
 NFL: THIRD SEASON // DOLPHINS: THIRD SEASON

## NFL CAREER

### TRANSACTIONS:

- 2nd-round pick (56th overall) by Miami in the 2020 NFL Draft.

### CAREER HONORS:

- 2020 PFWA All-Rookie Team.

### CAREER HIGHLIGHTS:

- Played in 42 career games with 38 starts.
- 89 tackles (40 solo) and 1.5 sacks.
- His 40 tackles in 2020 were 2nd among rookie defensive linemen:

#### MOST TACKLES AMONG 2020 ROOKIE DEFENSIVE LINEMEN

PLAYER	TM	TOT	SOLO	ASST
1. Chase Young	Was.	44	32	12
2. <b>RAEKWON DAVIS</b>	<b>MIA.</b>	<b>40</b>	<b>19</b>	<b>21</b>
3. John Penisini	Det.	35	19	16
4. Derrick Brown	Car.	34	21	13
5. Javon Kinlaw	SF	33	15	18

### 2022 (MIAMI):

- Started 12 games.
- Inactive for 1 game.
- 21 tackles (9 solo) and 1.0 sack.

**VS. NEW ENGLAND (9/11):** 5 assisted tackles.

**AT CINCINNATI (9/29):** 3 tackles (2 solo).

**VS. MINNESOTA (10/16):** 2 tackles (1 solo) and 1.0 sack.

- Sacked QB Kirk Cousins on 3rd-and-10 in the 3rd quarter to record his 1st career sack.

### 2021 (MIAMI):

- Started 14 games.
- 28 tackles (12 solo) and 0.5 sacks.
- Missed 3 games after being placed on injured reserve on Sept. 14.

**AT JACKSONVILLE IN LONDON (10/17):** 3 solo tackles.

**VS. CAROLINA (11/28):** 3 tackles (1 solo).

**AT NEW ORLEANS (12/27):** 3 assisted tackles and 0.5 sack.

- Split a sack of QB Ian Book with DE Emmanuel Ogbah for a loss of 0.5 yard in the 3rd quarter.

### 2020 (MIAMI):

- Played in all 16 games with 12 starts.

- 40 tackles (19 solo).

**AT NEW ENGLAND (9/13):** 1 solo tackle.

- Started in his NFL debut.

**VS. L.A. CHARGERS (11/15):** 7 tackles (5 solo).

**VS. KANSAS CITY (12/13):** 5 tackles (3 solo).

### HONORS:

- PFWA All-Rookie Team.

## BEFORE THE NFL

### COLLEGE (ALABAMA):

- 4-year letterman (2016-19) and 3-year starter.

**CAREER:** Played in 48 games with 32 starts; 175 tackles (67 solo), 11.5 sacks, 1 interception, 1 pass defended, 1 forced fumble and 1 fumble recovery.

**SENIOR (2019):** Started 12 games; 47 tackles (18 solo) and 0.5 sacks.

- 2nd-team All-America.
- 2nd-team All-SEC.

**JUNIOR (2018):** Played in all 15 games with 14 starts; 55 tackles (24 solo) and 1.5 sacks.

- 2nd-team All-SEC.

**SOPHOMORE (2017):** Played in 14 games with 6 starts; 69 tackles (24 solo), 8.5 sacks, 1 interception, 1 pass defended and 1 fumble recovery.

- 1st-team All-SEC.
- Helped his team win the College Football Playoff National Championship.

**TRUE FRESHMAN (2016):** Played in 7 games; 4 tackles (1 solo), 1 sack and 1 forced fumble.

### HIGH SCHOOL (MERIDIAN HS – MERIDIAN, MISS.)

**SENIOR (2015):** 55 tackles and 8.5 sacks.

- All-America.

## OFF THE FIELD

### COMMUNITY:

#### 2021:

- Partnered with Voices for Children Foundation – an organization dedicated to transforming the lives of children in foster care and supporting abused, abandoned or neglected children – volunteering at their holiday Adopt-a-Family shopping event and hosting a group for the Dec. 19 home game vs. the N.Y. Jets at Hard Rock Stadium.
- Volunteered at the Miami Dolphins holiday event



- to spend time with and provide dinner and children's gifts for South Florida families.
- Held his 2nd annual Rae's Elves event at the Boys & Girls Club of East Mississippi to provide holiday toys and gifts for local children.
  - Rode in the 15-mile Dolphins Challenge Cancer XI ride.
- 2020:**
- Held his 1st Rae's Elves drive-thru event at the Boys & Girls Club of East Mississippi providing

toys for 900 kids as well as household and sanitation items to assist families in his hometown of Meridian during the pandemic.

**PERSONAL:**

- **PRONUNCIATION:** First name is pronounced RAY-kwon
- **MAJOR:** Exercise science.

RAEKWON DAVIS' NFL REGULAR SEASON STATS														
YEAR	TEAM	GP	GS	TACKLES					INTERCEPTIONS					FUMBLES
				TOT	SOLO	ASST	SK	YDS	INT	YDS	LG	TD	PD	FF FR
2020	MIAMI	16	12	40	19	21	0.0	0.0	0	0	0	0	0	0 0
2021	MIAMI	14	14	28	12	16	0.5	0.5	0	0	0	0	0	0 0
2022	MIAMI	12	12	21	9	12	1.0	7.0	0	0	0	0	0	0 0
NFL TOTALS		42	38	89	40	49	1.5	7.5	0	0	0	0	0	0 0

**SINGLE-GAME CAREER HIGHS**

- Tackles:** 7 vs. L.A. Chargers, 11/15/20
- Sacks:** 1.0 vs. Minnesota, 10/16/22



## NFL CAREER

### TRANSACTIONS:

- 3rd-round pick (78th overall) by Miami in the 2019 NFL Draft.

### CAREER HIGHLIGHTS:

- Played in 53 career games with 23 starts – 15 at left guard and 8 at center.
- His 15 starts as a rookie in 2019 were the most by a Dolphins rookie offensive lineman since Ja'Wuan James started all 16 games in 2014.

### 2022 (MIAMI):

- Played in 13 games.

### 2021 (MIAMI):

- Started 8 games at center.
- Activated off injured reserve on Dec. 4.
- Missed 9 games after being placed on injured reserve on Oct. 2.

**AT NEW ENGLAND (9/12):** Started at center.

**VS. N.Y. GIANTS (12/5):** Started at center.

**VS. N.Y. JETS (12/19):** Started at center.

### 2020 (MIAMI):

- Played in all 16 games.

**VS. NEW ENGLAND (12/20):** Played 23 snaps at left guard.

- Helped the team rush for 250 yards, which was Miami's most since Dec. 24, 2016 at Buffalo and the most allowed by New England since Nov. 24, 2013.

### 2019 (MIAMI):

- Played in all 16 games with 15 starts at left guard.
- His 15 starts were the most by a Dolphins rookie offensive lineman since Ja'Wuan James started all 16 games in 2014.

**AT N.Y. GIANTS (12/15):** Started at left guard.

**VS. CINCINNATI (12/22):** Started at left guard.

**AT NEW ENGLAND (12/29):** Started at left guard.

## BEFORE THE NFL

### COLLEGE (WISCONSIN):

- 4-year starter (2015-18).

**CAREER:** Started all 54 games – 24 at left guard, 16 at center and 14 at left tackle.

- His 54 starts were the most in school history and 2nd in Big Ten history.

**SENIOR (2018):** Started all 13 games at left guard.

- 1st-team All-American.
- 1st-team All-Big Ten.
- Big Ten Offensive Lineman of the Year.
- Blocked for an offense that averaged 273.4 rushing yards per game, which led the Big Ten and was 6th in the nation.
- Voted a team captain.

**JUNIOR (2017):** Started all 14 games at left tackle; 1 carry for 4 yards and 1 TD.

- 2nd-team All-American.
- 1st-team All-Big Ten.
- Part of an offensive line unit that allowed just 1.5 sacks per game, which led the Big Ten.
- Helped the offense rank 2nd in the Big Ten in rushing offense (222.9 yards per game) and 3rd in total offense (415.0 yards per game).

**SOPHOMORE (2016):** Started all 14 games – 10 at center and 4 at left guard.

- Honorable mention All Big-Ten.
- Helped the offense average 203.1 rushing yards per game.

**REDSHIRT FRESHMAN (2015):** Started all 13 games – 7 at left guard and 6 at center.

- Honorable mention All Big-Ten.
- Big Ten All-Freshman Team.
- Redshirted in 2014.

### HIGH SCHOOL (GENOA HS – CURTICE, OHIO)

- Played on offensive and defensive line.
- Also lettered in baseball.

**SENIOR (2013):** 42 solo tackles and 6.5 sacks.

- 1st-team all-state.
- 1st-team all-district.
- 1st-team all-conference.
- District Lineman of the Year.
- Region Lineman of the Year.

**JUNIOR (2012):**

- 1st-team all-district.
- Named to all-conference team as both offensive and defensive lineman.

## OFF THE FIELD

### COMMUNITY:

#### 2022:

- Participated in the DCC XII Golf Tournament.

#### 2019:

- In 2019, collaborated with fellow Dolphins rookies and Neighbors4Neighbors to sponsor four South Florida families with holiday gifts and game tickets.

- Volunteered with Feeding South Florida to pack food for local families in need and participated in the military cultural tour through Football Unites.

### PERSONAL:

- **PRONUNCIATION:** Last name is pronounced DEE-ter.
- **MAJOR:** Retailing and consumer behavior.

## MICHAEL DEITER'S NFL REGULAR SEASON STATS

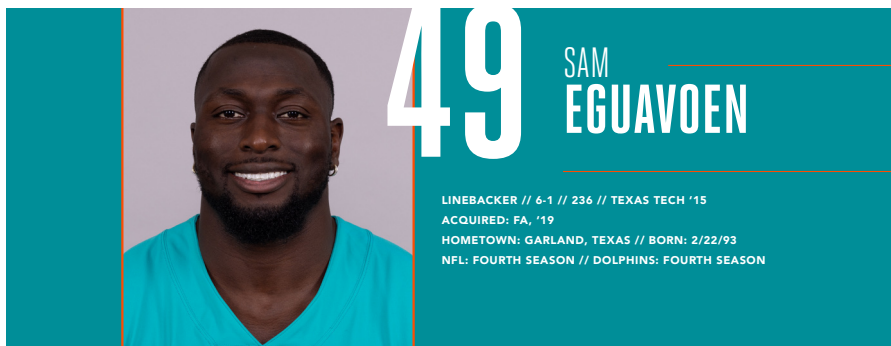
**GAMES/STARTS:** 2019: 16/15, 2020: 16/0, 2021: 8/8, 2022: 13/0

**NFL TOTALS:** 53/23

### ADDITIONAL STATS

**Receptions:** 1 for 0 yards in 2019.

**Miscellaneous Tackles:** 3 in 2019.



## NFL CAREER

### TRANSACTIONS:

- Signed by Miami on Jan. 7, 2019.
- Signed by the Saskatchewan Roughriders of the Canadian Football League on Feb. 24, 2016.

### CAREER HIGHLIGHTS:

- Played in 62 career games with 7 starts.
- 60 tackles (31 solo), 4.0 sacks, 2 passes defended and 2 fumble recoveries; 1 fumble recovery for a TD.
- 11 special teams tackles (7 solo).
- His 3.5 sacks in 2019 were 2nd on the team.

### 2022 (MIAMI):

- Played in 13 games.
- 3 tackles (2 solo).
- 1 special teams tackle.

**AT BALTIMORE (9/18):** 3 tackles (2 solo).

**AT SAN FRANCISCO (12/4):** 1 special teams tackle.

### 2021 (MIAMI):

- Played in all 17 games.
- 12 tackles (5 solo) and 0.5 sacks; 1 fumble recovery for a TD.
- 4 solo special teams tackles.

**AT NEW ENGLAND (9/12):** 6 tackles (2 solo).

**VS. INDIANAPOLIS (10/3):** 2 tackles (1 solo) and 0.5 sacks.

- Split a sack with LB Jaelan Phillips of QB Carson Wentz for a loss of 9 yards on 3rd-and-7 in the 2nd quarter.

**VS. NEW ENGLAND (1/9):** 1 fumble recovery for a TD.

- Recovered a WR Jakobi Meyers fumble in the end zone for a TD as time expired.

### 2020 (MIAMI):

- Played in all 16 games with 1 start.
- 5 tackles (3 solo) and 1 pass defended.
- 4 special teams tackles (2 solo).

**AT SAN FRANCISCO (10/11):** 2 solo tackles.

**VS. N.Y. JETS (10/18):** 2 tackles (1 solo) and 1 pass defended.

**VS. KANSAS CITY (12/13):** Started but did not record any stats.

### 2019 (MIAMI):

- Played in all 16 games with 6 starts.
- 40 tackles (21 solo), 3.5 sacks and 1 pass defended and 1 fumble recovery.
- 2 special teams tackles (1 solo).
- His 3.5 sacks were 2nd on the team.

**AT PITTSBURGH (10/28):** 3 solo tackles and 1 sack; 1 solo special teams tackle.

- Sacked QB Mason Rudolph in the 3rd quarter.
- It was his 1st career sack.

**VS. PHILADELPHIA (12/1):** 4 solo tackles and 1 sack.

- Sacked QB Carson Wentz in the 3rd quarter.

**AT N.Y. GIANTS (12/15):** 2 tackles (1 solo), 1 sack and 1 pass defended.

- Sacked QB Eli Manning in the 1st quarter.

### 2018 (SASKATCHEWAN ROUGHRIDERS-CFL):

- Started 18 games.
- 81 tackles, 1 interception, 2 forced fumbles and 1 fumble recovery; 1 interception return for TD and 1 fumble recovery TD.
- 10 special teams tackles.

### POSTSEASON:

- Started 1 game.
- 9 tackles.
- 1 special teams tackle.

### 2017 (SASKATCHEWAN ROUGHRIDERS-CFL):

- Played in 14 games with 11 starts.
- 57 tackles.
- 2 special teams tackles.

### POSTSEASON:

- Started 2 games.
- 5 tackles and 1 interception.
- 1 special teams tackle.

### 2016 (SASKATCHEWAN ROUGHRIDERS-CFL):

- Started 6 games.
- 21 tackles.
- 2 special teams tackles.

## BEFORE THE NFL

### COLLEGE (TEXAS TECH):

- 4-year letterman (2011-14) and 3-year starter.

**CAREER:** Played in 48 games with 37 starts; 225 tackles (156 solo), 3.5 sacks, 1 interception, 5

passes defended, 2 forced fumbles and 1 fumble recovery.

**SENIOR (2014):** Started 10 games; 73 tackles (48 solo), 2 sacks, 1 interception, 3 passes defended, 1 forced fumble and 1 fumble recovery.

- Honorable mention All-Big 12.

**JUNIOR (2013):** Started all 13 games; 70 tackles (46 solo), 1.5 sacks, 2 passes defended and 1 forced fumble.

- His 70 tackles were third on the team.

**SOPHOMORE (2012):** Played in all 13 games with 9 starts; 52 tackles (37 solo).

**TRUE FRESHMAN (2011):** Played in 12 games with 5 starts; 30 tackles (25 solo).

- Big 12 All-Freshman team.

**HIGH SCHOOL (LAKEVIEW CENTENNIAL HS – GARLAND, TEXAS)**

**SENIOR (2010):**

- 118 tackles (64 solo), 4 sacks, 1 interception, 2 passes defended, 2 forced fumbles and 2 fumble recoveries.
- 2nd-team all-district

**OFF THE FIELD**

**COMMUNITY:**

**2021:**

- Volunteered at the Miami Dolphins holiday event

to spend time with and provide dinner and children's gifts for South Florida families.

- Selected Epilepsy Florida for My Cause My Cleats in honor of his brother Owen.
- Volunteered at the Miami Dolphins Food Relief Program Thanksgiving meal distribution with Feeding South Florida to provide 1,000 meal boxes to South Florida families.

**2019:**

- In 2019, collaborated with fellow Dolphins rookies and Neighbors4Neighbors to sponsor four South Florida families with holiday gifts and game tickets.
- Volunteered with Big Brothers Big Sisters of Miami for the Dolphins Kids Cook-Off at Publix and Top Golf event through Football Unites.
- Packed food for local families in need with Feeding South Florida through Football Unites.

**PERSONAL:**

- **PRONUNCIATION:** Last name is pronounced eh-gwah-VON.
- **MAJOR:** Sociology and criminology.

SAM EGUAVOEN'S NFL REGULAR SEASON STATS															
YEAR	TEAM	GP	GS	TACKLES					INTERCEPTIONS					FUMBLES	
				TOT	SOLO	ASST	SK	YDS	INT	YDS	LG	TD	PD	FF	FR
2019	MIAMI	16	6	40	21	19	3.5	22.5	0	0	0	0	1	0	1
2020	MIAMI	16	1	5	3	2	0.0	0.0	0	0	0	0	1	0	0
2021	MIAMI	17	0	12	5	7	0.5	4.5	0	0	0	0	0	0	1
2022	MIAMI	13	0	3	2	1	0.0	0.0	0	0	0	0	0	0	0
NFL TOTALS		62	7	60	31	29	4.0	27.0	0	0	0	0	2	0	2

**ADDITIONAL STATS**

**Special Teams Tackles:** 2 in 2019, 4 in 2020, 4 in 2021, 1 in 2022 for total of 11.

**Defensive Touchdowns:** 1 fumble recovery in end zone vs. New England (1/9/22).


**SINGLE-GAME CAREER HIGHS**

**Tackles:** 8 at Dallas, 9/22/19

**Sacks:** 1 4 times, last: vs. N.Y. Jets, 10/18/20

**Passes Defended:** 1 twice, last: vs. N.Y. Jets, 10/18/20

**Fumble Recoveries:** 1 Twice, last: vs. New England, 1/9/22



18

ERIK

EZUKANMA

WIDE RECEIVER // 6-2 // 206 // TEXAS TECH '22

ACQUIRED: D4, '22

HOMETOWN: FORT WORTH, TEXAS // BORN: 1/25/00

NFL: ROOKIE SEASON // DOLPHINS: ROOKIE SEASON

NFL CAREER

TRANSACTIONS:

- 4th-round pick (125th overall) by Miami in the 2022 NFL Draft.

2022 (MIAMI):

- Inactive for 13 games.

BEFORE THE NFL

COLLEGE (TEXAS TECH):

- 3-year starter (2019-21).

**CAREER:** Played in 35 games with 27 starts; 138 receptions for 2,165 yards (15.7 avg.) and 15 TDs; 10 carries for 138 yards (13.8 avg) and 2 TDs.

- Became 1st Texas Tech player to lead team in receiving in 3 consecutive seasons since Wayne Walker from 1985-87.

**JUNIOR (2021):** Started 11 games; 48 receptions for 705 yards (14.7 avg.) and 4 TDs; 10 carries for 138 yards (13.8 avg.) and 2 TDs.

- 2nd-team All-Big-12.

**SOPHOMORE (2020):** Started all 10 games; 46 receptions for 748 yards (16.3 avg.) and 6 TDs.

- 1st-team All-Big-12.

**REDSHIRT FRESHMAN (2019):** Played in 12 games with 6 starts; 42 receptions for 664 yards (15.8 avg.) and 4 TDs.

**TRUE FRESHMAN (2018):** Played in 2 games; 2 receptions for 48 yards (24.0 avg.) and 1 TD.

- Was awarded redshirt season.

HIGH SCHOOL (TIMBER CREEK HS – FORT WORTH, TEXAS)

- 2,471 receiving yards and 32 TDs; 383 rushing yards and 4 TDs.

**SENIOR (2017):** 750 receiving yards and 10 TDs.

- All-American.

**JUNIOR (2016):** 1,447 receiving yards and 20 TDs; 383 rushing yards and 4 TDs.

- 1st-team All-American.

OFF THE FIELD

PERSONAL:

- **PRONUNCIATION:** Last name is pronounced ez-oo-kah-muh.

- **MAJOR:** Human sciences with a minor in sports management.

ERIK EZUKANMA'S NFL REGULAR SEASON STATS													
YEAR	TEAM	GP	GS	RECEIVING					RUSHING				
				REC	YDS	AVG	LG	TD	ATT	YDS	AVG	LG	TD
2022	MIAMI	0	0	0	0	0.0	0	0	0	0	0.0	0	0
	NFL TOTALS	0	0	0	0	0.0	0	0	0	0	0.0	0	0

2022 GAME-BY-GAME STATS (MIAMI)

DATE	OPPONENT	P/S	REC	YDS	AVG	LG	TD
09/11	NEW ENGLAND				INACTIVE		
09/18	at Baltimore				INACTIVE		
09/25	BUFFALO				INACTIVE		
09/29	at Cincinnati				INACTIVE		
10/09	at N.Y. Jets				INACTIVE		
10/16	MINNESOTA				INACTIVE		
10/23	PITTSBURGH				INACTIVE		
10/30	at Detroit				INACTIVE		
11/06	at Chicago				INACTIVE		
11/13	CLEVELAND				INACTIVE		
11/27	HOUSTON				INACTIVE		
12/04	at San Francisco				INACTIVE		
12/11	at L.A. Chargers				INACTIVE		
12/17	at Buffalo						
12/25	GREEN BAY						
01/01	at New England						
TBD	N.Y. JETS						
2022 TOTALS		0/0	0	0	0.0	-	0





## NFL CAREER

### TRANSACTIONS:

- Signed by Miami as an unrestricted free agent from Cincinnati on March 21, 2020.
- 7th-round pick (245th overall) by Cincinnati in the 2016 NFL Draft.

### CAREER HIGHLIGHTS:

- Played in 103 career games with 6 starts.
- 86 tackles (60 solo), 1 interception, 3 passes defended, 2 forced fumbles and 3 fumble recoveries; 1 fumble return for a TD.
- 56 special teams tackles (32 solo).
- 4 carries for 29 yards (7.3 avg.).
- Played 64 consecutive games to begin his NFL career.

### 2022 (MIAMI):

- Played in 9 games.
- 4 tackles (3 solo) and 1 pass defended.
- 4 special teams tackles (1 solo).
- Missed the first 4 games of the season after being placed on injured reserve on Sept. 1.

**VS. PITTSBURGH (10/23):** 4 tackles (3 solo) and 1 pass defended; 1 special teams tackle.

### 2021 (MIAMI):

- Played in all 17 games.
- 1 solo tackle.
- 6 special teams tackles (4 solo).
- Serves as a team captain.

**VS. ATLANTA (10/24):** 2 special teams tackles (1 solo).

**VS. CAROLINA (11/28):** 1 solo tackle.

**VS. N.Y. GIANTS (12/5):** 2 special teams tackles (1 solo).

### 2020 (MIAMI):

- Played in 13 games.
- Inactive for 3 games.
- 1 solo tackle.
- 9 special teams tackles (5 solo).
- 1 carry for 1 yard.
- Served as a team captain.

**VS. SEATTLE (10/4):** 1 solo special teams tackle.

- Made his Dolphins debut.

**AT SAN FRANCISCO (10/11):** 1 carry for 1 yard.

• Rushed for 1 yard on a fake punt to convert a 4th-and-1 to extend a drive that ended in a Miami TD.

**AT LAS VEGAS (12/26):** 1 solo special teams tackle; 1 forced fumble and 1 fumble recovery; 1 carry for 22 yards.

• Rushed for 22 yards on a fake punt to convert a 4th-and-1 to extend a drive that ended in a Miami FG.

### 2019 (CINCINNATI):

- Played in all 16 games.
- 13 tackles (12 solo).
- 2 special teams tackles (1 solo).

**AT BUFFALO (9/22):** 2 solo tackles.

**AT BALTIMORE (10/13):** 3 solo tackles.

**VS. CLEVELAND (12/29):** 1 solo tackle and 1 solo special teams tackle.

### 2018 (CINCINNATI):

- Played in all 16 games with 1 start.
- 22 tackles (18 solo), 1 forced fumble and 1 fumble recovery; 1 fumble return for a TD.
- 13 special teams tackles (5 solo).
- 2 carries for 6 yards (3.0 avg.).

**AT INDIANAPOLIS (9/9):** 10 tackles (9 solo), 1 forced fumble and 1 fumble recovery; 1 fumble return for a game-clinching TD.

- Forced a fumble by TE Jack Doyle in the 4th quarter and returned it 83 yards for a TD.

**VS. PITTSBURGH (10/14):** 4 tackles (2 solo).

**VS. NEW ORLEANS (11/11):** 3 solo tackles.

### 2017 (CINCINNATI):

- Played in all 16 games with 5 starts.
- 42 tackles (22 solo), 1 interception and 2 passes defended.
- 15 special teams tackles (12 solo).

**AT CLEVELAND (10/1):** 1 interception, 1 pass defended and 2 assisted special teams tackles.

- Intercepted QB DeShone Kizer in the 2nd quarter and returned it for 5 yards.

- It was his 1st career interception.

**AT TENNESSEE (11/12):** 6 tackles (4 solo) and 1 pass defended.

**VS. CHICAGO (12/10):** 10 tackles (5 solo) and 1 solo special teams tackle.

2016 (CINCINNATI):

- Played in all 16 games.
- 3 solo tackles.
- 7 special teams tackles (4 solo).

AT N.Y. JETS (9/11): Played but did not record any stats.

- Made his NFL debut.

AT NEW ENGLAND (10/16): 2 special teams tackles (1 solo).

AT BALTIMORE (11/27): 3 solo tackles.

BEFORE THE NFL

COLLEGE (ILLINOIS):

- 2-year letterman and 1-year starter (2014-15).
- Transferred from St. Xavier following his sophomore season (2013).

CAREER (AT ILLINOIS): Played in all 25 games with 13 starts; 191 tackles (102 solo), 2 interceptions, 11 passes defended, 1 forced fumble and 1 fumble recovery; 1 blocked punt return for a TD.

SENIOR (2015 AT ILLINOIS): Started all 12 games; 140 tackles (74 solo), 2 interceptions, 9 passes defended and 1 forced fumble; 1 blocked punt return for a TD.

- His 140 tackles were the most in school history since 2006.
- His 11.7 tackles per game led the Big Ten and ranked 5th in the nation.
- 2nd-team All-Big Ten.
- Team captain.

REDSHIRT JUNIOR (2014 AT ILLINOIS): Played in all 13 games with 1 start; 51 tackles (28 solo), 2 passes defended and 1 fumble recovery.

JUNIOR (2013 AT ILLINOIS): Redshirted after transferring to Illinois.

SOPHOMORE (2012 AT ST. XAVIER): Started all 13 games; 87 tackles, 1 sack, 3 interceptions, 11 passes defended and 2 fumble recoveries.

- 2nd-team All-Mid-State Football Association.

TRUE FRESHMAN (2011 AT ST. XAVIER): Played in 11 games with 7 starts; 68 tackles (45 solo), 1 sack, 5 interceptions, 14 passes defended, 3 forced fumbles and 4 fumble recoveries; 1 interception return for a TD; 1 punt return for 16 yards (16.0 avg.); 1 kick return for 20 yards (20.0 avg.) and 1 blocked kick.

HIGH SCHOOL (LEMONT HS – LEMONT, ILL.)

- Also lettered in wrestling and lacrosse.

SENIOR (2010):

- All-state.
- All-conference.
- South Suburban Blue Player of the Year.

JUNIOR (2009):

- All-conference.

OFF THE FIELD

PERSONAL:

- PRONUNCIATION: Last name is pronounced FEDGE-uh-lemm.
- MAJOR: Communications.

CLAYTON FEJEDELEM'S NFL REGULAR SEASON STATS														
YEAR	TEAM	GP	GS	TACKLES					INTERCEPTIONS					FUMBLES
				TOT	SOLO	ASST	SK	YDS	INT	YDS	LG	TD	PD	FF FR
2016	CINCINNATI	16	0	3	3	0	0.0	0.0	0	0	0	0	0	0 0
2017	CINCINNATI	16	5	42	22	20	0.0	0.0	1	5	5	0	2	0 0
2018	CINCINNATI	16	1	22	18	4	0.0	0.0	0	0	0	0	0	1 2
2019	CINCINNATI	16	0	13	12	1	0.0	0.0	0	0	0	0	0	0 0
2020	MIAMI	13	0	1	1	0	0.0	0.0	0	0	0	0	0	1 1
2021	MIAMI	17	0	1	1	0	0.0	0.0	0	0	0	0	0	0 0
2022	MIAMI	9	0	4	3	1	0.0	0.0	0	0	0	0	1	0 0
NFL TOTALS		103	6	86	60	26	0.0	0.0	1	5	5	0	3	2 3

ADDITIONAL STATS

Special Teams Tackles: (Cincinnati) 7 in 2016, 15 in 2017, 13 in 2018, 2 in 2019, (Miami) 9 in 2020, 6 in 2021, 4 in 2022 for total of 56.

Defensive Touchdowns: 1 fumble return in 2018.

Blocked Kicks: 1 punt in 2018.

Rushing: (Cincinnati) 2 carries for 6 yards (3.0 avg.) in 2018, (Miami) 2 carries for 23 yards (11.5 avg.) in 2020 for total of 4 carries for 29 yards (7.3 avg.).

SINGLE-GAME CAREER HIGHS

Tackles: 10 Twice, last: at Indianapolis, 9/9/18

Interceptions: 1 at Cleveland, 10/1/17

Passes Defended: 1 3 times, last: vs. Pittsburgh, 10/23/22

Forced Fumbles: 1 Twice, last: at Las Vegas, 12/26/20

Fumble Recoveries: 1 3 times, last: at Las Vegas, 12/26/20



## NFL CAREER

### TRANSACTIONS:

- 6th-round pick (185th overall) by Miami in the 2020 NFL Draft.

### CAREER HONORS:

- 2022 Salute to Service Award Nominee.
- 2021 Salute to Service Award Nominee.

### CAREER HIGHLIGHTS:

- Played in 46 career games.
- 5 special teams tackles (3 solo).
- 1 special teams fumble recovery.

### 2022 (MIAMI):

- Played in 13 games.

### HONORS:

- Salute to Service Award Nominee.

### 2021 (MIAMI):

- Played in all 17 games.
- 3 special teams tackles (2 solo).
- 1 special teams fumble recovery.

**AT NEW ENGLAND (9/12):** Played but did not record any stats.

**VS. INDIANAPOLIS (10/3):** 1 special teams fumble recovery and tackle.

- Recovered a RB Nyheim Hines muffed punt in the 1st quarter.

**VS. NEW ENGLAND (1/9):** 1 solo special teams tackle.

### HONORS:

- Salute to Service Award Nominee.

### 2020 (MIAMI):

- Played in all 16 games.
- 2 special teams tackles (1 solo).
- Helped K Jason Sanders set a franchise record by converting 92.3 pct. of his FGs in 2020.

**AT NEW ENGLAND (9/13):** Played but did not record any stats.

- Made his NFL debut.

**VS. L.A. CHARGERS (11/15):** Played but did not record any stats.

- K Jason Sanders set a team record for consecutive FGs with 22.

**AT LAS VEGAS (12/26):** 1 solo special teams tackle.

## BEFORE THE NFL

### COLLEGE (LSU):

- 4-year letterman (2016-19).

**CAREER:** Played in 53 consecutive games as long snapper.

- Became the 1st long snapper in LSU football history to be named a permanent team captain.

**SENIOR (2019):** Played in all 15 games.

- Team captain.
- Helped his team win the College Football Playoff National Championship.

**JUNIOR (2018):** Played in all 13 games; 2 special teams tackles.

- 1st-team All-American.
- Team captain.

**SOPHOMORE (2017):** Played in all 13 games; 1 tackle and 1 forced fumble.

**REDSHIRT FRESHMAN (2016):** Played in all 12 games.

- Redshirted in 2015.

## HIGH SCHOOL (BUFORD HS – BUFORD, GA.)

**SENIOR (2014):**

- Winner of the Chris Rubio Award (nation's top high school long snapper).

**JUNIOR (2013):**

- Winner of the Chris Rubio Award (nation's top high school long snapper).

## OFF THE FIELD

### COMMUNITY:

- Has Type 1 diabetes and volunteers with the Juvenile Diabetes Research Foundation to raise funds and awareness.

**2021:**

- Volunteered at the Miami Dolphins holiday event to spend time with and provide dinner and children's gifts for South Florida families.
- Hosted a military appreciation event at Mission BBQ for South Florida veterans and active duty service members.

- Volunteered at the Miami Dolphins Food Relief Program Thanksgiving meal distribution with Feeding South Florida to provide 1,000 meal boxes to South Florida families.
- In 2021, volunteered with United Way Broward to provide Thanksgiving meals for South Florida military families.
- Chose JDRF as his cause for the NFL's My Cause My Cleats program and participated in the JDRF West Palm Beach chapter's 2021 virtual gala.

### PERSONAL:

- His brother, Reid Ferguson, is the long snapper for the Buffalo Bills and was the starting long snapper at LSU (2012-15).
- **GRADUATE DEGREE:** Master's in Business Administration.
- **MAJOR:** Marketing.

### BLAKE FERGUSON'S NFL REGULAR SEASON STATS

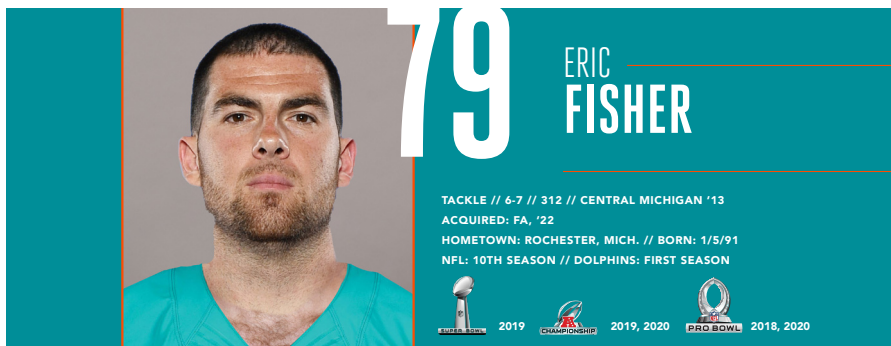
**GAMES/STARTS:** 2020: 16/0, 2021: 17/0, 2022: 13/0

**NFL TOTALS:** 46/0

### ADDITIONAL STATS

**Special Teams Tackles:** 2 in 2020, 3 in 2021 for total of 5.

**Special Teams Fumble Recoveries:** 1 in 2021.



## NFL CAREER

### TRANSACTIONS:

- Signed by Miami on Dec. 5, 2022.
- Signed by Indianapolis on May 12, 2021.
- Released by Kansas City on March 11, 2021.
- 1st-round pick (1st overall) by Kansas City in the 2013 NFL Draft.

### CAREER HONORS:

- 2020 Pro Bowl selection.
- 2020 Salute to Service Award nominee.
- 2019 Ed Block Courage Award (Kansas City recipient).
- 2018 Pro Bowl selection.

### CAREER HIGHLIGHTS:

- Played in 132 career games with 128 starts – 111 at left tackle and 17 at right tackle.
- 1 reception for 2 yards and 1 TD.
- 3 miscellaneous tackles.
- 3 miscellaneous fumble recoveries.
- Started 11 playoff games.
- Won Super Bowl LIV with Kansas City.

### 2022 (MIAMI):

- Dressed but did not play 1 game.
- Signed on Dec. 5.

### 2021 (INDIANAPOLIS):

- Started 15 games at left tackle.
- Spent 1 game on the Reserve/COVID-19 list.

**VS. L.A. RAMS (9/19):** Started at left tackle.

- Made his Colts debut.

**AT BALTIMORE (10/11):** Started at left tackle.

- Protected QB Carson Wentz as he passed for 402 yards and 2 TDs.

**VS. N.Y. JETS (11/4):** Started at left tackle.

- Helped the offense total 45 points and 532 total yards, both season highs, as the Colts totaled 260 rushing yards.

### 2020 (KANSAS CITY):

- Started 15 games at left tackle.
- Dressed but did not play 1 game.
- 1 reception for 2 yards and 1 TD.

**AT BALTIMORE (9/28):** 1 reception for 2 yards and 1 TD.

- Caught a 2-yard TD pass from QB Patrick Mahomes on 1st-and-goal snap in the 4th quarter.
- Became only the 3rd lineman in Chiefs history to record a TD reception.

**AT BUFFALO (10/19):** Started at left tackle.

- Paved the way for a rushing attack that totaled 245 yards.

**VS. N.Y. JETS (11/1):** Started at left tackle.

- Helped the offense total 496 yards and 35 points as QB Patrick Mahomes passed for 416 yards and 5 TDs.

### POSTSEASON:

**AFC DIVISIONAL VS. CLEVELAND (1/17):** Started at left tackle.

**AFC CHAMPIONSHIP VS. BUFFALO (1/24):** Started at left tackle.

**SUPER BOWL LV VS. TAMPA BAY (2/7):** Placed on injured reserve on Feb. 6.

### PRO BOWL:

- Selected to start the Pro Bowl for the 1st time in his career and his 2nd overall selection but did not participate because his team was in the Super Bowl.

### HONORS:

- Salute to Service Award Nominee.

### 2019 (KANSAS CITY):

- Started 8 games at left tackle.
- Inactive for 8 games.

**AT JACKSONVILLE (9/8):** Started at left tackle.

- Helped protect QB Patrick Mahomes, who passed for 378 yards in the season-opening win.

**VS. OAKLAND (12/1):** Started at left tackle.

- Blocked for an offense that totaled 40 points in the victory.

### POSTSEASON:

**AFC DIVISIONAL VS. HOUSTON (1/12):** Started at left tackle.

- Blocked for an offense that totaled 51 points in the victory.

**AFC CHAMPIONSHIP VS. TENNESSEE (1/19):** Started at left tackle.

**SUPER BOWL LIV VS. SAN FRANCISCO (2/2):** Started at left tackle.

### HONORS:

- Ed Block Courage Award (Kansas City recipient).

## 2018 (KANSAS CITY):

- Started all 16 games at left tackle.
- 1 miscellaneous tackle.
- 1 miscellaneous fumble recovery.
- Helped protect QB Patrick Mahomes, who was named the NFL MVP.

**AT PITTSBURGH (9/16):** Started at left tackle.

- Paved the way for an offense that totaled 449 yards in the road victory.

**VS. CINCINNATI (10/21):** Started at left tackle.

- Blocked for an offense that totaled 551 yards and 45 points in a victory.

**AT L.A. RAMS (11/19):** Started at left tackle.

- Helped protect QB Patrick Mahomes, who passed for 448 yards as the offense totaled 51 points.

## POSTSEASON:

**AFC DIVISIONAL VS. INDIANAPOLIS (1/12):**

Started at left tackle.

**AFC CHAMPIONSHIP VS. NEW ENGLAND (1/20):**

Started at left tackle.

## PRO BOWL:

- Selected to participate in the Pro Bowl for the 1st time in his career.

## 2017 (KANSAS CITY):

- Played in all 16 games with 15 starts at left tackle.

**AT NEW ENGLAND (9/7):** Started at left tackle.

- Helped the offense post 42 points and total 537 yards in the season-opening win.

**AT HOUSTON (10/8):** Started at left tackle.

- Protected an offense that posted 450 total yards in the victory.

**AT N.Y. JETS (12/3):** Started at left tackle.

- Blocked for an offense that totaled 474 yards.

## POSTSEASON:

**AFC WILD CARD VS. TENNESSEE (1/6):** Started

at left tackle.

## 2016 (KANSAS CITY):

- Started all 16 games at left tackle.

**VS. SAN DIEGO (9/11):** Started at left tackle.

- Helped block for an offense that totaled 33 points and 413 yards in a season-opening overtime win.

**AT INDIANAPOLIS (10/30):** Started at left tackle.

- Blocked for an offense that totaled 422 yards and 30 points in a victory.

**VS. DENVER (12/25):** Started at left tackle.

- Paved the way for a rushing attack that totaled 238 yards in a Christmas win.

## POSTSEASON:

**AFC DIVISIONAL VS. PITTSBURGH (1/15):** Started

at left tackle.

## 2015 (KANSAS CITY):

- Played in all 16 games with 14 starts – 10 at left tackle and 4 at right tackle.

- 1 miscellaneous fumble recovery.

**AT DETROIT (11/1):** Started at left tackle.

- Helped the offense score 45 points and total 340 yards in the win.

**VS. BUFFALO (11/29):** Started at left tackle.

- Blocked for an offense that totaled 413 yards in the victory.

## POSTSEASON:

**AFC WILD CARD AT HOUSTON (1/9):** Started at left tackle.

**AFC DIVISIONAL AT NEW ENGLAND (1/16):**

Started at left tackle.

## 2014 (KANSAS CITY):

- Started all 16 games at left tackle.

- 1 miscellaneous tackle.

**AT MIAMI (9/21):** Started at left tackle.

- Blocked for an offense that totaled 34 points in a victory.

**VS. NEW ENGLAND (9/29):** Started at left tackle.

- Paved the way for a rushing attack that totaled a season-high 207 yards and 41 points in the win.

## 2013 (KANSAS CITY):

- Played in 14 games with 13 starts at right tackle.

- Inactive for 2 games.

- 1 miscellaneous tackle.

- 1 miscellaneous fumble recovery.

**AT JACKSONVILLE (9/8):** Started at right tackle.

- Made his NFL debut and 1st career start.

**AT OAKLAND (12/15):** Started at right tackle.

- Blocked for an offense that scored 56 points and totaled 384 yards in a win.

## POSTSEASON:

**AFC WILD CARD AT INDIANAPOLIS (1/4):** Inactive

## BEFORE THE NFL

### COLLEGE (CENTRAL MICHIGAN):

- 4-year letterman (2009-12) and 3-year starter.

- Became the 1st player in Mid-American Conference history to be selected No. 1 overall in the NFL Draft.

**CAREER:** Played in 42 games with 32 starts – 26 at left tackle, 4 at right tackle and 2 at right guard.

**SENIOR (2012):** Started all 13 games at left tackle.

- 3rd-team All-American.

- 1st-team All-MAC.

**JUNIOR (2011):** Started 10 games at left tackle.

- 3rd-team All-MAC.

**SOPHOMORE (2010):** Played in 11 games with 9 starts – 4 at right tackle, 3 at left tackle and 2 at right guard.

**TRUE FRESHMAN (2009):** Played in 8 games with 2 starts at left tackle.

## HIGH SCHOOL (STONE CREEK HS – ROCHESTER HILLS, MICH.)

**SENIOR (2008):**

- All-area.

- All-league.

**JUNIOR (2007):**

- All-area.

- All-league.

## OFF THE FIELD

### PERSONAL:

- **MAJOR:** Mechanical engineering.

### ERIC FISHER'S NFL REGULAR SEASON STATS

**GAMES/STARTS:** (Kansas City) 2013: 14/13, 2014: 16/16, 2015: 16/14, 2016: 16/16, 2017: 16/15, 2018: 16/16, 2019: 8/8, 2020: 15/15, (Indianapolis) 2021: 15/15, (Miami) 2022: 0/0 **NFL TOTALS: 132/128**

### ERIC FISHER'S NFL PLAYOFF STATS

**GAMES/STARTS:** (Kansas City) 2015: 2/2, 2016: 1/1, 2016: 1/1, 2018: 2/2, 2019: 3/3, 2020: 2/2 **PLAYOFF TOTALS: 11/11**

### ADDITIONAL STATS

**Receptions:** (Kansas City) 1 for 2 yards and 1 TD in 2020.

**Miscellaneous Tackles:** (Kansas City) 1 in 2013, 1 in 2014, 1 in 2018 for total of 3.

**Miscellaneous Fumble Recoveries:** (Kansas City) 1 in 2013, 1 in 2015, 1 in 2018 for total of 3.





3

MYLES  
GASKIN

RUNNING BACK // 5-10 // 194 // WASHINGTON '19

ACQUIRED: D7B, '19

HOMETOWN: LYNNWOOD, WASH. // BORN: 2/15/97

NFL: FOURTH SEASON // DOLPHINS: FOURTH SEASON

## NFL CAREER

## TRANSACTIONS:

- 7th-round pick (234th overall) by Miami in the 2019 NFL Draft.

## CAREER HIGHLIGHTS:

- Played in 37 career games with 17 starts.
- 361 carries for 1,355 yards (3.8 avg.) and 7 TDs.
- 101 receptions for 701 yards (6.9 avg.) and 6 TDs.
- In 2020, he finished 10th in the NFL in scrimmage yards per game (97.2, min. 10 games).

## 2022 (MIAMI):

- Played in 3 games.
- Inactive for 10 games.
- 10 carries for 26 yards (2.6 avg.)
- 4 receptions for 28 yards (7.0 avg.).

**VS. HOUSTON (11/27):** 6 carries for 17 yards (2.8 avg.); 1 reception for 4 yards.

## 2021 (MIAMI):

- Played in all 17 games with 10 starts.
- 173 carries for 612 yards (3.5 avg.) and 3 TDs.
- 49 receptions for 234 yards (4.8 avg.) and 4 TDs.
- 1 miscellaneous fumble recovery.

**AT TAMPA BAY (10/10):** 5 carries for 25 yards (5.0 avg.); 10 receptions for 74 yards (7.4 avg.) and 2 TDs.

- Caught a 24-yard TD pass from QB Jacoby Brissett in the 1st quarter.
- Caught a 1-yard TD pass from QB Jacoby Brissett in the 3rd quarter.
- His 10 receptions tied for the most by a Dolphins RB in a single game.
- Became the 1st player in team history whose primary position was RB to have multiple games with at least 2 TD receptions.

**AT N.Y. JETS (11/21):** 23 carries for 89 yards (3.9 avg.); 3 receptions for 7 yards (2.3 avg.) and 1 TD.

- Caught a 5-yard TD pass from QB Tua Tagovailoa in the 4th quarter.

**VS. CAROLINA (11/28):** 16 carries for 49 yards (3.1 avg.) and 2 TDs; 2 receptions for 3 yards (1.5 avg.).

- Scored on a 3-yard TD run in the 2nd quarter to extend Miami's lead to 21-7.
- Scored on a 3-yard TD run in the 3rd quarter to extend Miami's lead to 27-10.

## 2020 (MIAMI):

- Played in 10 games with 7 starts.
- 142 carries for 584 yards (4.1 avg.) and 3 TDs.
- 41 receptions for 388 yards (9.5 avg.) and 2 TDs.
- Spent 1 game on the Reserve/COVID-19 list.
- Activated off injured reserve on Dec. 5.
- Missed 4 games after being placed on injured reserve on Nov. 5.
- His 97.2 scrimmage yards per game were 10th in the NFL (min. 10 games).

**AT SAN FRANCISCO (10/11):** 16 carries for 57 yards (3.6 avg.) and 1 TD; 5 receptions for 34 yards (6.8 avg.).

- Scored on a 1-yard TD run in the 1st quarter to extend Miami's lead to 14-0.

**VS. L.A. RAMS (11/1):** 18 carries for 47 yards (2.6 avg.) and 1 TD; 3 receptions for 16 yards (5.3 avg.).

- Scored on a 1-yard TD run in the 2nd quarter to extend Miami's lead to 28-7.

**AT LAS VEGAS (12/26):** 14 carries for 87 yards (6.2 avg.); 5 receptions for 82 yards (16.4 avg.) and 2 TDs.

- Caught a 10-yard TD pass from QB Tua Tagovailoa in the 3rd quarter to even the score at 13-13.
- Hauled in a 59-yard TD pass from QB Ryan Fitzpatrick in the 4th quarter to give Miami a 23-22 lead.
- Became the 1st Dolphins RB to have 2 receiving TDs in a game since RB Reggie Bush had 2 on Dec. 23, 2012 vs. Buffalo.
- His 169 scrimmage yards were the most by a Dolphin since RB Kenyan Drake vs. New England (Dec. 11, 2017).

## 2019 (MIAMI):

- Played in 7 games.
- Inactive for 8 games.
- Missed the final game of the season after being placed on injured reserve on Dec. 24.
- 36 carries for 133 yards (3.7 avg.) and 1 TD.
- 7 receptions for 51 yards (7.3 avg.).

**AT INDIANAPOLIS (11/10):** Played but did not record any stats.

- Made his NFL debut.

**AT N.Y. GIANTS (12/15):** 9 carries for 43 yards (4.8 avg.); 2 receptions for 29 yards (14.5 avg.).

**VS. CINCINNATI (12/22):** 16 carries for 55 yards (3.4

avg.) and 1 TD; 1 reception for 3 yards.

- Scored his 1st career TD on a 2-yard run in the 4th quarter to extend Miami's lead to 35-12.

## BEFORE THE NFL

### COLLEGE (WASHINGTON):

- 4-year starter (2015-18).

**CAREER:** Played in 52 games with 40 starts; 945 carries for 5,323 yards (5.6 avg.) and 57 TDs; 65 receptions for 465 yards (7.2 avg.) and 5 TDs; 6 kickoff returns for 90 yards (15.0 avg.); 1-of-1 passing for 2 yards and 1 TD.

- Finished his career as Washington's all-time leader in rushing yards (5,323), rushing TDs (57) and total TDs (62).
- His 5,323 rushing yards and 57 rushing TDs are both 3rd in Pac-12 history.
- Became the 1st player in Pac-12 history to record 1,000 rushing yards in 4 seasons.
- Became the 2nd player in FBS history to record 1,200 rushing yards in 4 seasons.

**SENIOR (2018):** Started 12 games; 259 carries for 1,268 yards (4.9 avg.) and 12 TDs; 21 receptions for 77 yards (3.7 avg.) and 1 TD; 4 kickoff returns for 74 yards (18.5 avg.); 1-of-1 passing for 2 yards and 1 TD.

- 2nd-team All-Pac-12.
- His 1,268 rushing yards were 4th in the Pac-12.
- His 12 rushing TDs were tied for 2nd in the Pac-12.

**JUNIOR (2017):** Played in all 13 games with 11 starts; 222 carries for 1,380 yards (6.2 avg.) and 21 TDs; 19 receptions for 232 yards (12.2 avg.) and 3 TDs; 1 kickoff return for 5 yards.

- 2nd-team All-Pac-12.
- His 21 rushing TDs led the Pac-12.

**SOPHOMORE (2016):** Played in all 14 games with 11 starts; 237 carries for 1,373 yards (5.8 avg.) and 10 TDs; 19 receptions for 137 yards (7.2 avg.) and 1 TD.

- 1st-team All-Pac-12.
- His 1,373 rushing yards ranked 3rd in the Pac-12.

**TRUE FRESHMAN (2015):** Played in all 13 games

with 6 starts; 227 carries for 1,302 yards (5.7 avg.) and 14 TDs; 6 receptions for 19 yards (3.2 avg.); 1 kickoff return for 11 yards.

- Freshman All-American.
- Honorable mention All-Pac-12.
- His 14 rushing TDs were 3rd in the Pac-12.
- His 1,302 rushing yards were 4th in the Pac-12.
- Became the 1st true freshman in school history to rush for 1,000 yards.

### HIGH SCHOOL (O'DEA HS - SEATTLE, WASH.)

- Played running back, safety and outside linebacker.
- Also lettered in track.
- Won state title in 100-meters in 2015.

**SENIOR (2014):** 109 carries for 1,567 yards (14.4 avg.) and 25 TDs.

- 1st-team all-state at running back.
- 2nd-team all-state at all-purpose/returner.
- 1st-team all-region.
- 1st-team all-area.
- 1st-team all-metro at running back and safety.

**JUNIOR (2013):** Rushed for over 2,000 yards.

- 1st-team all-area.
- 1st-team all-league.

**SOPHOMORE (2012):**

- 1st-team all-metro at running back and outside linebacker.

## OFF THE FIELD

### COMMUNITY:

**2020:**

- Rode the 25-mile Fort Lauderdale Ride in the Dolphins Cancer Challenge.

**2019:**

- In 2019, collaborated with fellow Dolphins rookies and Neighbors4Neighbors to sponsor four South Florida families with holiday gifts and game tickets.

### PERSONAL:

- **MAJOR:** American ethnic studies.

## MYLES GASKIN'S NFL REGULAR SEASON STATS

YEAR	TEAM	GP	GS	RUSHING					RECEIVING				
				ATT	YDS	AVG	LG	TD	REC	YDS	AVG	LG	TD
2019	MIAMI	7	0	36	133	3.7	27	1	7	51	7.3	20	0
2020	MIAMI	10	7	142	584	4.1	26	3	41	388	9.5	59t	2
2021	MIAMI	17	10	173	612	3.5	30	3	49	234	4.8	24t	4
2022	MIAMI	3	0	10	26	2.6	10	0	4	28	7.0	16	0
NFL TOTALS		37	17	361	1355	3.8	30	7	101	701	6.9	59t	6

### ADDITIONAL STATS

Miscellaneous Fumble Recoveries: 1 in 2021.

### SINGLE-GAME CAREER HIGHS

Rushes:	23	at N.Y. Jets, 11/21/21
Rushing Yards:	91	vs. N.Y. Jets, 10/18/20
Longest Rush:	30	vs. N.Y. Jets, 12/19/21
Rushing TDs:	2	vs. Carolina, 11/28/21
Receptions:	10	at Tampa Bay, 10/10/21
Receiving Yards:	82	at Las Vegas, 12/26/20
Longest Reception:	59t	at Las Vegas, 12/26/20
Receiving TDs:	2	Twice, last: at Tampa Bay, 10/10/21

## 2019 GAME-BY-GAME STATS (MIAMI)

DATE	OPPONENT	P/S	ATT	YDS	AVG	LG	TD
09/08	BALTIMORE			INACTIVE			
09/15	NEW ENGLAND			INACTIVE			
09/22	at Dallas			INACTIVE			
09/29	L.A. CHARGERS			INACTIVE			
10/13	WASHINGTON			INACTIVE			
10/20	at Buffalo			INACTIVE			
10/28	at Pittsburgh			INACTIVE			
11/03	N.Y. JETS			INACTIVE			
11/10	at Indianapolis	1/0	0	0	0.0	0	0
11/17	BUFFALO	1/0	1	0	0.0	0	0
11/24	at Cleveland	1/0	4	10	2.5	4	0
12/01	PHILADELPHIA	1/0	2	20	10.0	11	0
12/08	at N.Y. Jets	1/0	4	5	1.3	6	0
12/15	at N.Y. Giants	1/0	9	43	4.8	27	0
12/22	CINCINNATI	1/0	16	55	3.4	15	1
12/29	at New England			INJURED RESERVE			
2019 TOTALS		7/0	36	133	3.7	27	1

## 2020 GAME-BY-GAME STATS (MIAMI)

DATE	OPPONENT	P/S	ATT	YDS	AVG	LG	TD
09/13	at New England	1/0	9	40	4.4	10	0
09/20	BUFFALO	1/0	7	46	6.6	14	0
09/24	at Jacksonville	1/1	22	66	3.0	15	0
10/04	SEATTLE	1/1	10	40	4.0	11	0
10/11	at San Francisco	1/1	16	57	3.6	21	1
10/18	N.Y. JETS	1/1	18	91	5.1	15	0
11/01	L.A. RAMS	1/1	18	47	2.6	6	1
11/08	at Arizona			INJURED RESERVE			
11/15	N.Y. JETS			INJURED RESERVE			
11/22	at Denver			INJURED RESERVE			
11/29	at N.Y. Jets			INJURED RESERVE			
12/06	CINCINNATI	1/1	21	90	4.3	26	0
12/13	KANSAS CITY			RESERVE/COVID-19			
12/20	NEW ENGLAND	1/0	14	87	6.2	24	0
12/26	at Las Vegas	1/0	14	87	6.2	24	0
01/03	at Buffalo	1/1	7	20	2.9	7	1
2020 TOTALS		10/7	142	584	4.1	26	3

## 2021 GAME-BY-GAME STATS (MIAMI)

DATE	OPPONENT	P/S	ATT	YDS	AVG	LG	TD
09/12	at New England	1/1	9	49	5.4	15	0
09/19	BUFFALO	1/1	5	25	5.0	18	0
09/26	at Las Vegas	1/0	13	65	5.0	15	0
10/03	INDIANAPOLIS	1/0	2	3	1.5	3	0
10/10	at Tampa Bay	1/1	5	25	5.0	13	0
10/17	at Jacksonville	1/1	5	9	1.8	4	0
10/24	ATLANTA	1/0	15	67	4.5	16	0
10/31	at Buffalo	1/1	12	36	3.0	7	0
11/07	HOUSTON	1/1	20	34	1.7	6t	1
11/11	BALTIMORE	1/1	14	31	2.2	11	0
11/21	at N.Y. Jets	1/1	23	89	3.9	20	0
11/28	CAROLINA	1/1	16	49	3.1	8	2
12/05	N.Y. GIANTS	1/1	15	44	2.9	6	0
12/19	N.Y. JETS	1/0	10	54	5.4	30	0
12/27	at New Orleans	1/0	3	10	3.3	5	0
01/02	at Tennessee	1/0	5	23	4.6	8	0
01/09	NEW ENGLAND	1/0	1	-1	-1.0	-1	0
2021 TOTALS		17/10	173	612	3.5	6t	3

## 2022 GAME-BY-GAME STATS (MIAMI)

DATE	OPPONENT	P/S	ATT	YDS	AVG	LG	TD
09/11	NEW ENGLAND	1/0	0	0	0.0	-	0
09/18	at Baltimore			INACTIVE			
09/25	BUFFALO			INACTIVE			
09/29	at Cincinnati			INACTIVE			
10/09	at N.Y. Jets	1/0	4	9	2.3	6	0
10/16	MINNESOTA			INACTIVE			
10/23	PITTSBURGH			INACTIVE			
10/30	at Detroit			INACTIVE			
11/06	at Chicago			INACTIVE			
11/13	CLEVELAND			INACTIVE			
11/27	HOUSTON	1/0	6	17	2.8	10	0
12/04	at San Francisco			INACTIVE			
12/11	at L.A. Chargers			INACTIVE			
12/17	at Buffalo						
12/25	GREEN BAY						
01/01	at New England						
TBD	N.Y. JETS						
2022 TOTALS		3/0	10	26	2.6	10	0



## NFL CAREER

### TRANSACTIONS:

- 2nd-round pick (42nd overall) by Miami in the 2018 NFL Draft.

### CAREER HIGHLIGHTS:

- Played in 77 career games with 31 starts.
- 223 receptions for 2,524 yards (11.3 avg.) and 17 TDs.
- His 2,524 career receiving yards rank 2nd in Dolphins history among tight ends.

#### DOLPHINS ALL-TIME RECEIVING YARDS LEADERS (TIGHT ENDS)

PLAYER	YEARS	REC	YDS	TDs
1. Randy McMichael	2002-06	283	3,096	18
2. <b>MIKE GESICKI</b>	<b>2018-22</b>	<b>223</b>	<b>2,524</b>	<b>17</b>
3. Bruce Hardy	1978-89	256	2,455	25
4. Anthony Fasano	2008-12, '17	189	2,211	24
5. CHARLES CLAY	2011-14	161	1,809	14

- His 223 career receptions rank 3rd in Dolphins history among tight ends.

#### DOLPHINS ALL-TIME RECEPTIONS LEADERS (TIGHT ENDS)

PLAYER	YEARS	REC	YDS	TDs
1. Randy McMichael	2002-06	283	3,096	18
2. Bruce Hardy	1978-89	256	2,455	25
3. <b>MIKE GESICKI</b>	<b>2018-22</b>	<b>223</b>	<b>2,524</b>	<b>17</b>
4. Anthony Fasano	2008-12, 2017	189	2,211	24
5. Charles Clay	2011-14	161	1,809	14

- His 73 receptions in 2021 were 5th in the NFL among tight ends.

#### NFL TIGHT END RECEIVING LEADERS (2021)

PLAYER	TEAM	REC	YDS	TDs
1. Mark Andrews	Bal.	107	1,361	9
2. Travis Kelce	KC	92	1,125	9
3. Dalton Schultz	Dal.	78	808	8
4. Zach Ertz	Ari.	74	763	5
5. <b>MIKE GESICKI</b>	<b>MIA.</b>	<b>73</b>	<b>780</b>	<b>2</b>

- His 73 receptions in 2021 are tied for most in a single season by a Dolphins tight end:

#### DOLPHINS SINGLE-SEASON TIGHT END RECEPTIONS LEADERS

PLAYER	YEAR	REC	YDS	TDs
1. Randy McMichael	2004	73	791	4
<b>MIKE GESICKI</b>	<b>2021</b>	<b>73</b>	<b>780</b>	<b>2</b>
3. Charles Clay	2013	69	759	6
4. Randy McMichael	2006	62	640	3
5. Randy McMichael	2005	60	582	5

- His 780 receiving yards in 2021 are 2nd-most in a single season by a Dolphins tight end:

#### DOLPHINS SINGLE-SEASON TIGHT END RECEIVING LEADERS

PLAYER	YEAR	REC	YDS	TDs
1. Randy McMichael	2004	73	791	4
2. <b>MIKE GESICKI</b>	<b>2021</b>	<b>73</b>	<b>780</b>	<b>2</b>
3. Charles Clay	2013	69	759	6
4. <b>MIKE GESICKI</b>	<b>2020</b>	<b>53</b>	<b>703</b>	<b>6</b>
5. Keith Jackson	1994	59	673	7

- His 703 receiving yards in 2020 ranked 4th in the NFL among tight ends:

#### NFL TIGHT END RECEIVING YARDS LEADERS (2020)

PLAYER	TEAM	REC	YDS	TDs
1. Travis Kelce	KC	105	1,416	11
2. Darren Waller	LV	107	1,196	9
3. T.J. Hockenson	Det.	67	723	6
4. <b>MIKE GESICKI</b>	<b>MIA.</b>	<b>53</b>	<b>703</b>	<b>6</b>
5. Mark Andrews	Bal.	58	701	7

- His 51 receptions and 570 receiving yards in 2019 were both 5th-most among AFC tight ends that season:

#### AFC TIGHT END RECEIVING LEADERS (2019)

PLAYER	TEAM	REC	YDS	TDs
1. Travis Kelce	KC	97	1,229	5
2. Darren Waller	Oak.	90	1,145	3
3. Mark Andrews	Bal.	64	852	10
4. Hunter Henry	LAC	55	652	5
5. <b>MIKE GESICKI</b>	<b>MIA.</b>	<b>51</b>	<b>570</b>	<b>5</b>

- His 22 receptions and 202 receiving yards in 2018 were 3rd in team history among rookie tight ends:

#### DOLPHINS ROOKIE TIGHT END RECEIVING LEADERS

PLAYER	YEAR	REC	YDS	AVG
1. Ferrell Edmunds	1988	33	575	17.4
2. Randy McMichael	2002	39	485	12.4
3. <b>MIKE GESICKI</b>	<b>2018</b>	<b>22</b>	<b>202</b>	<b>9.2</b>
4. Joe Rose	1980	13	149	11.5
5. Donald Lee	2003	7	110	15.7

### 2022 (MIAMI):

- Played in 13 games with 1 start.
  - 24 receptions for 269 yards (11.2 avg.) and 4 TDs.
- AT BALTIMORE (9/18):** 4 receptions for 41 yards (10.3 avg.) and 1 TD.
- Caught a 14-yard TD pass from QB Tua Tagovailoa on a 3rd-and-13 snap in the 3rd quarter.
- VS. MINNESOTA (10/16):** 6 receptions for 69 yards

(11.5 avg.) and 2 TDs.

- Caught TD passes of 4- and 3- yards from QB Teddy Bridgewater in the 4th quarter.
- It was the 3rd multi-score game of his career, which is the most in franchise history for a tight end.

**VS. DETROIT (10/30):** 3 receptions for 38 yards (12.7 avg.) and 1 TD.

- Caught an 11-yard TD pass from QB Tua Tagovailoa to give Miami the lead in the 3rd quarter.

## 2021 (MIAMI):

- Played in all 17 games with 9 starts.
- 73 receptions for 780 yards (10.7 avg.) and 2 TDs.
- 2 miscellaneous tackles.

**VS. INDIANAPOLIS (10/3):** 5 receptions for 57 yards (11.4 avg.) and 1 TD.

- Caught a 1-yard TD pass from QB Jacoby Brissett in the 4th quarter.

**AT JACKSONVILLE IN LONDON (10/17):** 8 receptions for 115 yards (14.4 avg.).

- Posted the 2nd 100-yard receiving game of his career.

**VS. ATLANTA (10/24):** 7 receptions for 85 yards (12.1 avg.) and 1 TD.

- Caught a 6-yard TD pass from QB Tua Tagovailoa in the 3rd quarter.

## 2020 (MIAMI):

- Played in 15 games with 9 starts.
- Inactive for 1 game.
- 53 receptions for 703 yards (13.3 avg.) and 6 TDs.
- His 703 receiving yards were 2nd-most in a single season by a Dolphins tight end and 4th-most among NFL tight ends in 2020.

**VS. BUFFALO (9/20):** 8 receptions for 130 yards (16.3 avg.) and 1 TD.

- His 130 receiving yards set a new Dolphins record for tight ends in a single game.
- It was the 1st 100-yard game of his career.

**VS. CINCINNATI (12/6):** 9 receptions for 88 yards (9.8 avg.) and 1 TD.

- Caught a 5-yard TD pass from QB Tua Tagovailoa in the 3rd quarter to extend Miami's lead to 13-7.

**VS. KANSAS CITY (12/13):** 5 receptions for 65 yards (13.0 avg.) and 2 TDs.

- Caught a 7-yard TD pass from QB Tua Tagovailoa in the 1st quarter to give Miami a 7-0 lead.
- Caught a 29-yard TD pass from QB Tua Tagovailoa in the 4th quarter.

## 2019 (MIAMI):

- Played in all 16 games with 5 starts.
- 51 receptions for 570 yards (11.2 avg.) and 5 TDs.
- His 51 receptions and 570 receiving yards were both 5th-most among AFC tight ends.
- Had 5 TD receptions in the final 6 games, tied for the 2nd-most by any NFL player in that span.

**VS. PHILADELPHIA (12/1):** 5 receptions for 79 yards (15.8 avg.) and 1 TD.

- Caught a 14-yard TD from QB Ryan Fitzpatrick in the 3rd quarter.

**VS. CINCINNATI (12/22):** 6 receptions for 82 yards

(13.7 avg.) and 2 TDs.

- Caught a 31-yard TD from QB Ryan Fitzpatrick in the 2nd quarter to give Miami a 21-3 lead.
- Caught a 13-yard TD from QB Ryan Fitzpatrick in the 3rd quarter to extend Miami's lead to 28-6.
- It was the 1st multi-score game of his career.

**AT NEW ENGLAND (12/29):** 4 receptions for 34 yards (8.5 avg.) and 1 TD.

- Caught a game-winning 5-yard TD pass from QB Ryan Fitzpatrick with 24 seconds remaining.

## 2018 (MIAMI):

- Played in all 16 games with 7 starts.
- 22 receptions for 202 yards (9.2 avg.).
- His 22 receptions and 202 receiving yards were 3rd in team history among rookie tight ends.

**VS. TENNESSEE (9/9):** 1 reception for 11 yards (11.0 avg.).

- Caught an 11-yard pass from QB Ryan Tannehill for his 1st career reception.

- Made NFL debut.

**VS. OAKLAND (9/23):** 3 receptions for 31 yards (10.3 avg.).

**VS. DETROIT (10/21):** 3 receptions for 44 yards (14.7 avg.)

## BEFORE THE NFL

### COLLEGE (PENN STATE):

- 4-year letterman (2014-17) and 3-year starter.

**CAREER:** Played in 51 games with 36 starts; 129 receptions for 1,481 yards (11.5 avg.) and 15 TDs.

- Finished his career with at least 1 reception in 27 straight games.
- His 129 receptions were 9th overall in Penn State history and the most among tight ends.
- His 1,481 receiving yards were the most in Penn State history by a tight end and 17th by a player at any position.
- His 15 receiving TDs were the most in Penn State history by a tight end and 9th by a player at any position.

**SENIOR (2017):** Started all 13 games; 57 receptions for 563 yards (9.9 avg.) and 9 TDs.

- 2nd-team All-American.
- 1st-team All-Big Ten.
- Finalist for the John Mackey Award (nation's top tight end).
- His 9 receiving TDs were 3rd in the Big Ten and the most by a tight end in Penn State history.
- His 4.4 receptions per game were 6th in the Big Ten.
- Finished 3rd in receptions (57), 4th in receiving TDs (9) and 5th in receiving yards (563) among FBS tight ends.
- Caught a TD pass in 5 straight games.

**JUNIOR (2016):** Started all 14 games; 48 receptions for 679 yards (14.2 avg.) and 5 TDs.

- 3rd-team All-American.
- 2nd-team All-Big Ten.
- His 48 receptions led the Big Ten and were 7th nationally among tight ends.
- His 679 receiving yards led all Big Ten tight ends, were 7th nationally at the position and set a single-season tight end school record.

**SOPHOMORE (2015):** Played in 11 games with 8 starts; 13 receptions for 125 yards (9.6 avg.) and 1 TD.

**TRUE FRESHMAN (2014):** Played in all 13 games with 1 start; 11 receptions for 114 yards (10.4 avg.).

- Big Ten All-Freshman Team.

### HIGH SCHOOL (SOUTHERN REGIONAL HS – MANAHAWKIN, N.J.)

- Became the school's all-time leading receiver with 103 receptions for 1,817 yards (17.6 avg.) and 16 TDs.
- Also played basketball and volleyball.
- Became the school's all-time leading scorer in basketball with 1,867 points.
- Won the state's 2014 dunk contest.
- Helped his school win a state title in basketball.

**SENIOR (2013):** 33 receptions for 530 yards (16.1 avg.) and 4 TDs.

- All-American.
- All-state.

**JUNIOR (2012):** 50 receptions for 954 yards (19.1 avg.) and 9 TDs.

- Helped his team finish as state runner-ups.

**SOPHOMORE (2011):** 16 receptions for 276 yards (17.3 avg.) and 3 TDs.

## OFF THE FIELD

### COMMUNITY:

**2021:**

- Volunteered at the Miami Dolphins Food Relief Program Thanksgiving meal distribution with Feeding South Florida to provide 1,000 meal boxes to South Florida families.

**2019:**

- In 2019, volunteered at the annual Dolphins holiday gift event through Football Unites and spent time with the 200 members of South Florida families.

### PERSONAL:

- **PRONUNCIATION:** Last name is pronounced guh-SICK-ee.
- **MAJOR:** Advertising and public relations.

## MIKE GESICKI'S NFL REGULAR SEASON STATS

YEAR	TEAM	GP	GS	RECEIVING					RUSHING				
				REC	YDS	AVG	LG	TD	ATT	YDS	AVG	LG	TD
2018	MIAMI	16	7	22	202	9.2	27	0	0	0	0.0	0	0
2019	MIAMI	16	5	51	570	11.2	34	5	0	0	0.0	0	0
2020	MIAMI	15	9	53	703	13.3	70	6	0	0	0.0	0	0
2021	MIAMI	17	9	73	780	10.7	40	2	0	0	0.0	0	0
2022	MIAMI	13	1	24	269	11.2	30	4	0	0	0.0	0	0
NFL TOTALS		77	31	223	2524	11.3	70	17	0	0	0.0	0	0

### ADDITIONAL STATS

**Miscellaneous Tackles:** 1 in 2018, 2 in 2019, 2 in 2021 for total of 5.

### SINGLE-GAME CAREER HIGHS

**Receptions:** 10 at Las Vegas, 9/26/21  
**Receiving Yards:** 130 vs. Buffalo, 9/20/20  
**Longest Reception:** 70 at San Francisco, 10/11/20  
**Receiving TDs:** 2 3 times, last: vs. Minnesota, 10/16/22

### 100-YARD RECEIVING GAMES (2)

DATE	OPPONENT	REC	YDS	AVG	LG	TD
9/20/20	BUFFALO	8	130	16.3	27	1
10/17/21	at Jacksonville	8	115	14.4	32	0

### 2018 GAME-BY-GAME STATS (MIAMI)

DATE	OPPONENT	P/S	REC	YDS	AVG	LG	TD
09/09	TENNESSEE	1/1	1	11	11.0	11	0
09/16	at N.Y. Jets	1/0	0	0	0.0	-	0
09/23	OAKLAND	1/0	3	31	10.3	19	0
09/30	at New England	1/0	1	9	9.0	9	0
10/07	at Cincinnati	1/1	3	26	8.7	16	0
10/14	CHICAGO	1/0	1	11	11.0	11	0
10/21	DETROIT	1/0	3	44	14.7	27	0
10/25	at Houston	1/1	4	14	3.5	10	0
11/04	N.Y. JETS	1/0	0	0	0.0	-	0
11/11	at Green Bay	1/0	1	5	5.0	5	0
11/25	at Indianapolis	1/1	1	5	5.0	5	0
12/02	BUFFALO	1/0	0	0	0.0	-	0
12/09	NEW ENGLAND	1/1	0	0	0.0	-	0
12/16	at Minnesota	1/1	2	23	11.5	14	0
12/23	JACKSONVILLE	1/0	1	5	5.0	5	0
12/30	at Buffalo	1/1	1	18	18.0	18	0
2018 TOTALS		16/7	22	202	9.2	27	0

## 2019 GAME-BY-GAME STATS (MIAMI)

DATE	OPPONENT	P/S	REC	YDS	AVG	LG	TD
09/08	BALTIMORE	1/0	2	31	15.5	26	0
09/15	NEW ENGLAND	1/0	1	11	11.0	11	0
09/22	at Dallas	1/0	3	9	3.0	5	0
09/29	L.A. CHARGERS	1/1	0	0	0.0	-	0
10/13	WASHINGTON	1/0	3	51	17.0	30	0
10/20	at Buffalo	1/0	4	41	10.3	17	0
10/28	at Pittsburgh	1/0	2	10	5.0	5	0
11/03	N.Y. JETS	1/0	6	95	15.8	34	0
11/10	at Indianapolis	1/1	3	28	9.3	12	0
11/17	BUFFALO	1/0	4	18	4.5	10	0
11/24	at Cleveland	1/0	3	28	9.3	11t	1
12/01	PHILADELPHIA	1/1	5	79	15.8	21	1
12/08	at N.Y. Jets	1/1	1	6	6.0	6	0
12/15	at N.Y. Giants	1/0	4	47	11.8	24	0
12/22	CINCINNATI	1/1	6	82	13.7	31t	2
12/29	at New England	1/0	4	34	8.5	14	1
<b>2019 TOTALS</b>		<b>16/5</b>	<b>51</b>	<b>570</b>	<b>11.2</b>	<b>34</b>	<b>5</b>

## 2020 GAME-BY-GAME STATS (MIAMI)

DATE	OPPONENT	P/S	REC	YDS	AVG	LG	TD
09/13	at New England	1/1	3	30	10.0	18	0
09/20	BUFFALO	1/1	8	130	16.3	27	1
09/24	at Jacksonville	1/1	1	15	15.0	15t	1
10/04	SEATTLE	1/0	1	15	15.0	15	0
10/11	at San Francisco	1/0	5	91	18.2	70	0
10/18	N.Y. JETS	1/1	0	0	0.0	0	0
11/01	L.A. RAMS	1/0	1	8	8.0	8	0
11/08	at Arizona	1/1	3	42	14.0	19	0
11/15	L.A. CHARGERS	1/0	2	40	20.0	23	0
11/22	at Denver	1/1	4	43	10.8	25	0
11/29	at N.Y. Jets	1/1	2	35	17.5	22	1
12/06	CINCINNATI	1/1	9	88	9.8	20	1
12/13	KANSAS CITY	1/1	5	65	13.0	29t	2
12/20	NEW ENGLAND		INACTIVE				
12/26	at Las Vegas	1/0	4	54	13.5	31	0
01/03	at Buffalo	1/0	5	47	9.4	23	0
<b>2020 TOTALS</b>		<b>15/9</b>	<b>53</b>	<b>703</b>	<b>13.3</b>	<b>70</b>	<b>6</b>


## 2021 GAME-BY-GAME STATS (MIAMI)

DATE	OPPONENT	P/S	REC	YDS	AVG	LG	TD
09/12	at New England	1/0	0	0	0.0	-	0
09/19	BUFFALO	1/0	3	41	13.7	18	0
09/26	at Las Vegas	1/0	10	86	8.6	27	0
10/03	INDIANAPOLIS	1/0	5	57	11.4	22	1
10/10	at Tampa Bay	1/1	4	43	10.8	23	0
10/17	at Jacksonville	1/1	8	115	14.4	32	0
10/24	ATLANTA	1/1	7	85	12.1	27	1
10/31	at Buffalo	1/0	3	48	16.0	40	0
11/07	HOUSTON	1/1	4	54	13.5	18	0
11/11	BALTIMORE	1/0	0	0	0.0	-	0
11/21	at N.Y. Jets	1/1	5	50	10.0	26	0
11/28	CAROLINA	1/1	3	17	5.7	7	0
12/05	N.Y. GIANTS	1/0	7	46	6.6	17	0
12/19	N.Y. JETS	1/1	5	43	8.6	20	0
12/27	at New Orleans	1/1	3	22	7.3	12	0
01/02	at Tennessee	1/0	4	51	12.8	15	0
01/09	NEW ENGLAND	1/1	2	22	11.0	13	0
<b>2021 TOTALS</b>		<b>17/9</b>	<b>73</b>	<b>780</b>	<b>10.7</b>	<b>40</b>	<b>2</b>

## 2022 GAME-BY-GAME STATS (MIAMI)

DATE	OPPONENT	P/S	REC	YDS	AVG	LG	TD
09/11	NEW ENGLAND	1/0	1	1	1.0	1	0
09/18	at Baltimore	1/0	4	41	10.3	14t	1
09/25	BUFFALO	1/0	1	6	6.0	6	0
09/29	at Cincinnati	1/0	2	23	11.5	21	0
10/09	at N.Y. Jets	1/0	1	30	30.0	30	0
10/16	MINNESOTA	1/1	6	69	11.5	18	2
10/23	PITTSBURGH	1/0	3	27	9.0	18	0
10/30	at Detroit	1/0	3	38	12.7	20	1
11/06	at Chicago	1/0	1	3	3.0	3	0
11/13	CLEVELAND	1/0	2	31	15.5	16	0
11/27	HOUSTON	1/0	0	0	0.0	-	0
12/04	at San Francisco	1/0	0	0	0.0	-	0
12/11	at L.A. Chargers	1/0	0	0	0.0	-	0
12/17	at Buffalo						
12/25	GREEN BAY						
01/01	at New England						
TBD	N.Y. JETS						
<b>2022 TOTALS</b>		<b>13/1</b>	<b>24</b>	<b>269</b>	<b>11.2</b>	<b>30</b>	<b>4</b>





# 10


## TYREEK HILL


WIDE RECEIVER // 5-10 // 191 // WEST ALABAMA '16

ACQUIRED: T, '22 (KC)

HOMETOWN: DOUGLAS, GA. // BORN: 3/1/94

NFL: SEVENTH SEASON // DOLPHINS: FIRST SEASON





2019

2019

2016, 2017, 2018, 2019, 2020, 2021



2022

## NFL CAREER

### TRANSACTIONS:

- Traded from Kansas City to Miami on March 23, 2022.
- 5th-round pick (165th overall) by Kansas City in the 2016 NFL Draft.

### CAREER HONORS:

- No. 15 on the NFL Network Top 100 list in 2022.
- 2021 Pro Bowl selection.
- No. 15 on the NFL Network Top 100 list in 2021.
- 2020 Pro Bowl selection.
- 2020 1st-team All-Pro.
- AFC Offensive Player of the Week (at Tampa Bay, 11/29/20).
- 2020 PFWA All-AFC.
- No. 22 on the NFL Network Top 100 list in 2020.
- 2010s NFL All-Decade Team.
- 2019 Pro Bowl selection.
- No. 19 on the NFL Network Top 100 list in 2019.
- 2018 Pro Bowl selection.
- 2018 1st-team All-Pro.
- No. 40 on the NFL Network Top 100 list in 2018.
- 2017 Pro Bowl selection.
- No. 36 on the NFL Network Top 100 list in 2017.
- 2016 Pro Bowl selection.
- 2016 1st-team All-Pro.
- 2016 PFWA All-NFL.
- 2016 PFWA All-AFC.
- 2016 PFWA All-Rookie.
- Pepsi NFL Rookie of the Week (at San Diego, 1/1/17).
- AFC Special Teams Player of the Week (at San Diego, 1/1/17).
- AFC Special Teams Player of the Week (vs. Oakland, 12/8/16).
- AFC Special Teams Player of the Month (December 2016).
- AFC Offensive Player of the Week (at Denver, 11/27/16).

### CAREER HIGHLIGHTS:

- Played in 104 career games with 86 starts.
- 579 receptions for 8,090 yards (14.0 avg.) and 62 TDs.
- 99 carries for 749 yards (7.6 avg.) and 6 TDs.
- 14 kickoff returns for 384 yards (27.4 avg.) and 1 TD.

- 88 punt returns for 1,005 yards (11.4 avg.) and 4 TDs.
- 1 miscellaneous fumble return TD.
- Appeared in 13 postseason games with 12 starts.
- Won Super Bowl LIV with Kansas City.
- His 17 receptions of 50+ yards lead the NFL since he entered the league in 2016:

#### MOST RECEPTIONS OF 50+ YARDS (SINCE 2016)

PLAYER	TEAMS	REC	YDS	50+
1. TYREEK HILL	KC/MIA.	579	8,090	17
2. DeSean Jackson	Was./TB/PHI/LAR/LV/Bal.	197	3,430	14
3. Stefon Diggs	Min./Buf.	637	7,902	13
Cooper Kupp	LAR	508	6,329	13

- His 62 TD receptions are 3rd in the NFL since he entered the league in 2016:

#### MOST TD RECEPTIONS (SINCE 2016)

PLAYER	TEAMS	REC	YDS	TDs
1. Davante Adams	GB/LV	663	8,439	81
2. Mike Evans	TB	523	7,849	63
3. TYREEK HILL	KC/MIA.	579	8,090	62
4. Travis Kelce	KC	646	8,308	59

- His 8,839 scrimmage yards are 3rd in the NFL since he entered the league in 2016:

#### MOST SCRIMMAGE YARDS (SINCE 2016)

PLAYER	TEAMS	RUSH	REC	TOT
1. Ezekiel Elliott	Dal.	8,102	2,317	10,419
2. Derrick Henry	Ten.	7,996	1,166	9,162
3. TYREEK HILL	KC/MIA.	749	8,090	8,839
4. Alvin Kamara	NO	4,788	3,696	8,484
5. Davante Adams	GB/LV	-1	8,439	8,438
6. Travis Kelce	KC	14	8,308	8,322
7. Melvin Gordon	SD/LAC/Den.	5,821	2,275	8,096
8. Stefon Diggs	Min./Buf.	147	7,902	8,049

- His 8,090 receiving yards are 3rd in the NFL since he entered the league in 2016:

#### MOST RECEIVING YARDS (SINCE 2016)

PLAYER	TEAMS	REC	YDS	TDs
1. Davante Adams	GB/LV	663	8,439	81
2. Travis Kelce	KC	646	8,308	59
3. TYREEK HILL	KC/MIA.	579	8,090	62
4. Stefon Diggs	Min./Buf.	637	7,902	54
5. Mike Evans	TB	523	7,849	63
6. DeAndre Hopkins	Hou./Ari.	606	7,701	52
7. Julio Jones	Atl./Ten./TB	487	7,413	29
8. Amari Cooper	Oak/Dal./Cle.	508	6,880	47
9. Brandin Cooks	NO/NE/LAR/Hou.	480	6,749	35
10. Keenan Allen	SD/LAC	549	6,381	34

- His 579 receptions are 5th in the NFL since he entered the league in 2016:

MOST RECEPTIONS (SINCE 2016)				
PLAYER	TEAMS	REC	YDS	TDs
1. Davante Adams	GB/LV	663	8,439	81
2. Travis Kelce	KC	646	8,308	59
3. Stefon Diggs	Min./Buf.	637	7,902	54
4. DeAndre Hopkins	Hou./Ari.	606	7,701	52
5. <b>TYREEK HILL</b>	<b>KC/MIA.</b>	<b>579</b>	<b>8,090</b>	<b>62</b>
6. Keenan Allen	LAC	549	6,381	34
7. Michael Thomas	NO	526	6,121	35
8. Mike Evans	TB	523	7,849	63
9. Jarvis Landry	Mia./Cle./NO	519	5,955	29
10. Zach Ertz	Phi./Ari.	513	5,223	36

- His 1,460 receiving yards in 2022 are 2nd in the league:

MOST RECEIVING YARDS (2022)				
PLAYER	TEAM	REC	YDS	TDs
1. Justin Jefferson	Min.	99	1,500	6
2. <b>TYREEK HILL</b>	<b>MIA.</b>	<b>100</b>	<b>1,460</b>	<b>6</b>
3. Davante Adams	LV	82	1,247	12
4. Stefon Diggs	Buf.	94	1,239	10
5. Travis Kelce	KC	81	1,039	12

- His 100 receptions in 2022 lead the league:

MOST RECEPTIONS (2022)				
PLAYER	TEAM	REC	YDS	TDs
1. <b>TYREEK HILL</b>	<b>MIA.</b>	<b>100</b>	<b>1,460</b>	<b>6</b>
2. Justin Jefferson	Min.	99	1,500	6
3. Stefon Diggs	Buf.	94	1,239	10
4. Austin Ekeler	LAC	93	623	5
5. Amon-Ra St. Brown	Det.	82	898	6
Davante Adams	LV	82	1,247	12

- His 1,460 receiving yards in 2022 are a franchise record:

MOST RECEIVING YARDS IN DOLPHINS HISTORY (SINGLE SEASON)				
PLAYER	YEAR	REC	YDS	TDs
1. <b>TYREEK HILL</b>	<b>2022</b>	<b>100</b>	<b>1,460</b>	<b>6</b>
2. Mark Clayton	1984	73	1,389	18
3. Mark Duper	1986	67	1,313	11
4. Mark Duper	1984	71	1,306	8
5. Irving Fryar	1994	73	1,270	7

- His 100 receptions in 2022 are 4th-most in a season in Dolphins history:

MOST RECEPTIONS IN DOLPHINS HISTORY (SINGLE SEASON)				
PLAYER	YEAR	REC	YDS	TDs
1. Jarvis Landry	2017	112	987	9
2. Jarvis Landry	2015	110	1,157	4
3. Jaylen Waddle	2021	104	1,015	6
4. <b>TYREEK HILL</b>	<b>2022</b>	<b>100</b>	<b>1,460</b>	<b>6</b>
5. Jarvis Landry	2016	94	1,136	4

- His 67 TDs in 6 seasons (2016-21) with the Chiefs ranked 3rd-most in team history:

MOST TOTAL TDs IN CHIEFS HISTORY						
PLAYER	YRS	RUSH	REC	RET	TDs	
1. Priest Holmes	2001-07	76	7	0	83	
2. Tony Gonzalez	1997-08	0	76	0	76	
3. <b>TYREEK HILL</b>	<b>2016-21</b>	<b>6</b>	<b>56</b>	<b>5</b>	<b>67</b>	
4. Jamaal Charles	2008-16	43	20	1	64	
5. Larry Johnson	2003-09	55	6	0	61	
6. Travis Kelce	2013-21	2	57	1	60	
Otis Taylor	1695-75	3	57	0	60	

- His 479 receptions in 6 seasons (2016-21) with the Chiefs ranked 4th-most in team history:

MOST RECEPTIONS IN CHIEFS HISTORY				
PLAYER	YEARS	REC	YDS	TDs
1. Tony Gonzalez	1997-2008	916	10,940	76
2. Travis Kelce	2013-21	704	9,006	57
3. Dwayne Bowe	2007-14	532	7,155	44
4. <b>TYREEK HILL</b>	<b>2016-21</b>	<b>479</b>	<b>6,630</b>	<b>56</b>
5. Henry Marshall	1976-87	416	6,545	33

- His 6,630 receiving yards in 6 seasons (2016-21) with the Chiefs ranked 5th-most in team history:

MOST RECEIVING YARDS IN CHIEFS HISTORY				
PLAYER	YEARS	REC	YDS	TDs
1. Tony Gonzalez	1997-2008	916	10,940	76
2. Travis Kelce	2013-21	704	9,006	57
3. Otis Taylor	1965-75	410	7,306	57
4. Dwayne Bowe	2007-14	532	7,155	44
5. <b>TYREEK HILL</b>	<b>2016-21</b>	<b>479</b>	<b>6,630</b>	<b>56</b>

- His 56 receiving TDs in 6 seasons (2016-21) with the Chiefs ranked 4th-most in team history:

MOST RECEIVING TDs IN CHIEFS HISTORY				
PLAYER	YEARS	REC	YDS	TDs
1. Tony Gonzalez	1997-2008	916	10,940	76
2. Travis Kelce	2013-21	704	9,006	57
Otis Taylor	1965-75	410	7,306	57
4. <b>TYREEK HILL</b>	<b>2016-21</b>	<b>479</b>	<b>6,630</b>	<b>56</b>
5. Chris Burford	1960-67	391	5,505	55

- Owns 2 of the 3 best single-season receiving TD totals in Chiefs history:

MOST RECEIVING TDs IN CHIEFS HISTORY (SINGLE SEASON)				
PLAYER	YEAR	REC	YDS	TDs
1. <b>TYREEK HILL</b>	<b>2020</b>	<b>87</b>	<b>1,276</b>	<b>15</b>
Dwayne Bowe	2010	72	1,162	15
3. <b>TYREEK HILL</b>	<b>2018</b>	<b>87</b>	<b>1,479</b>	<b>12</b>
Chris Burford	1962	45	645	12
5. Travis Kelce	2020	105	1,416	11
Tony Gonzalez	1999	76	849	11
Stephone Paige	1986	52	829	11
Otis Taylor	1967	59	958	11

- His 111 receptions in 2021 were a Chiefs single-season record:

MOST RECEPTIONS IN CHIEFS HISTORY (SINGLE SEASON)				
PLAYER	YEAR	REC	YDS	TDs
1. <b>TYREEK HILL</b>	<b>2021</b>	<b>111</b>	<b>1,239</b>	<b>9</b>
2. Travis Kelce	2020	105	1,416	11
3. Travis Kelce	2018	103	1,336	10
4. Tony Gonzalez	2004	102	1,258	7
5. Tony Gonzalez	2007	99	1,172	5

- His 269 receiving yards on Nov. 29, 2020 vs. Tampa Bay were the 2nd-most in a single game in Chiefs history and most by any NFL player since Oct. 2, 2016 (Julio Jones).
- His 1,479 receiving yards in 2018 were a Chiefs single-season record:

MOST RECEIVING YARDS IN CHIEFS HISTORY (SINGLE SEASON)				
PLAYER	YEAR	REC	YDS	TDs
1. <b>TYREEK HILL</b>	<b>2018</b>	<b>87</b>	<b>1,479</b>	<b>12</b>
2. Travis Kelce	2020	105	1,416	11
3. Derrick Alexander	2000	78	1,391	10
4. Carlos Carson	1983	80	1,351	7
5. Travis Kelce	2018	103	1,336	10

- Serves as a team captain in 2022.

## 2022 (MIAMI):

- Started 13 games.
- 100 receptions for 1,460 yards (14.6 avg.) and 6 TDs.
- 6 carries for 30 yards (5.0 avg.).
- 1 miscellaneous fumble return TD.
- 2 miscellaneous tackles.
- Serves as a team captain.
- Broke the franchise record for single-season receiving yards, which had stood for nearly 40 years (Mark Clayton, 1,389 yards in 1984).

**VS. NEW ENGLAND (9/11):** 8 receptions for 94 yards (11.8 avg.); 1 carry for 6 yards.

- His 94 receiving yards were the most by a Dolphins newcomer in a Week 1 game in franchise history.
- It was the most receiving yards by a Dolphins player in Week 1 since Sept. 9, 2018 (Kenny Stills vs. Ten., 106)

**AT BALTIMORE (9/18):** 11 receptions for 190 yards (17.3 avg.) and 2 TDs.

- Joined WR Jaylen Waddle as the only NFL teammates during the Super Bowl era to total at least 170 receiving yards and 2 receiving TDs in the same game.
- It was his 4th career game with at least 10 receptions, 150 receiving yards and 2 receiving TDs joining Hall of Fame WR Jerry Rice as the only players in NFL history to accomplish that feat.
- His 190 receiving yards were the most by a Dolphins player in a single game since Sept. 30, 2012 (Brian Hartline, 253).

- Caught a 48-yard TD from QB Tua Tagovailoa in the 4th quarter.
- Caught a 60-yard TD from QB Tua Tagovailoa in the 4th quarter.

**AT CINCINNATI (9/29):** 10 receptions for 160 yards (16.0 avg.).

- Topped 100 receiving yards for the 24th time in his career.
- It marked the 8th time in his career (including postseason) he had at least 10+ receptions and 150+ receiving yards in a game.

**VS. MINNESOTA (10/16):** 12 receptions for 177 yards (14.8 avg.).

- Became 1st player in NFL history to have catch 10+ passes and have 150+ receiving yards in 3 of his team's 1st 6 games of a season.
- Set Dolphins record for most receiving yards (701) through 1st 6 games of a season.

**AT DETROIT (10/30):** 12 receptions for 188 yards (15.7 avg.).

- Topped 160 receiving yards for the 4th time in just 8 games with the Dolphins, moving into 2nd place in team history for most 160+ yard games.
- Joined WR Roy Green (1984) as the only two players in NFL history to have 150+ receiving yards in 4 of his team's 1st 8 games of a season.

**AT CHICAGO (11/6):** 7 receptions for 143 yards (20.4 avg.) and 1 TD.

- Caught a 3-yard TD pass from QB Tua Tagovailoa in the 2nd quarter.
- Topped 1,000 receiving yards for the season, becoming the 1st Dolphins player to do so in 9 games.

- It was the 5th 1,000-yard season of his career.

**AT L.A. CHARGERS (12/11):** 4 receptions for 81 yards (20.3 avg.) and 1 TD.

- Caught a 60-yard TD pass from QB Tua Tagovailoa in the 3rd quarter to bring Miami within 3 points.
- Returned an offensive fumble 57 yards for a TD in the 2nd quarter.
- Broke the franchise record for single-season receiving yards (Mark Clayton, 1,389 yards in 1984) with an 11-yard reception in the 1st quarter.
- Also caught his 100th pass of the season in the game, becoming the 3rd player in Dolphins history to record triple-digit receptions in a season.

## HONORS:

- No. 15 on the NFL Network Top 100 list.

## 2021 (KANSAS CITY):

- Played in 17 games with 16 starts.
- 111 receptions for 1,239 yards (11.2 avg.) and 9 TDs.
- 9 carries for 96 yards (10.7 avg.).
- His 111 receptions were a Chiefs single-season record.

**VS. CLEVELAND (9/12):** 11 receptions for 197 yards (17.9 avg.) and 1 TD; 1 carry for 4 yards.

- Caught a 75-yard TD pass from QB Patrick Mahomes to cut Cleveland's lead to 29-27.

**AT PHILADELPHIA (10/3):** 11 receptions for 186 yards (16.9 avg.) and 3 TDs.

- Caught a 6-yard TD pass from QB Patrick Mahomes in the 2nd quarter to give Kansas City a 14-10 lead.
- Caught a 12-yard TD pass from QB Patrick Mahomes in the 4th quarter to give Kansas City a 35-23 lead.
- Caught a 44-yard TD pass from QB Patrick Mahomes to give Kansas City a 42-23 lead in the 4th quarter.

**AT L.A. CHARGERS (12/16):** 12 receptions for 148 yards (12.3 avg.) and 1 TD.

- Caught a 1-yard TD pass from QB Patrick Mahomes to tie the game at 21-21 in the 4th quarter.

## POSTSEASON:

**AFC WILD CARD VS. PITTSBURGH (1/16):** 5 receptions for 57 yards (11.4 avg.) and 1 TD; 1 punt return for -8 yards.

- Caught a 31-yard TD pass from QB Patrick Mahomes to give Kansas City a 35-7 lead.

**AFC DIVISIONAL VS. BUFFALO (1/23):** 11 receptions for 150 yards (13.6 avg.) and 1 TD; 1 carry for -2 yards; 1 punt return for 45 yards.

- Caught a 64-yard TD pass from QB Patrick Mahomes to give Kansas City a 33-29 lead in the 4th quarter.

**AFC CHAMPIONSHIP VS. CINCINNATI (1/30):** 7 receptions for 78 yards (11.1 avg.) and 1 TD.

- Caught a 10-yard TD pass from QB Patrick Mahomes to give Kansas City a 7-0 lead in the 1st quarter.

## PRO BOWL:

- Selected to the Pro Bowl for the 6th time in his career and his 3rd as a starter.
- Became the 2nd WR in NFL history to make the

Pro Bowl in each of his 1st 6 seasons (AJ Green).

#### **HONORS:**

- No. 15 on the NFL Network Top 100 list.

#### **2020 (KANSAS CITY):**

- Started 15 games
- Inactive for 1 game.
- 87 receptions for 1,276 yards (14.7 avg.) and 15 TDs.
- 13 carries for 123 yards (9.5 avg.) and 2 TDs.
- 1 punt return for 0 yards.
- His 15 receiving TDs tied a single-season Chiefs record (Dwayne Bowe, 2010).

**VS. CAROLINA (11/8):** 9 receptions for 113 yards (12.6 avg.) and 2 TDs; 1 carry for 8 yards.

- Caught a 28-yard TD pass from QB Patrick Mahomes in the 4th quarter to give Kansas City a 26-17 lead.
- Caught a 2-yard TD pass from QB Patrick Mahomes to give Kansas City a 33-24 lead in the 4th quarter.

**AT LAS VEGAS (11/22):** 11 receptions for 102 yards (9.3 avg.) and 1 TD; 2 carries for -2 yards (-1.0 avg.).

- Caught a 3-yard TD pass from QB Patrick Mahomes to tie the game at 7-7 in the 1st quarter.

**AT TAMPA BAY (11/29):** 13 receptions for 269 yards (20.7 avg.) and 3 TDs.

- His 269 receiving yards were the most receiving yards in an NFL game since WR Julio Jones had 300 on Oct. 2, 2016 vs. Carolina, and the 2nd-most in a single game in Chiefs history (Stephone Paige, 309, 12/22/85).
- His 203 receiving yards in the 1st quarter made him the 3rd NFL player since 1980 with at least 200 receiving yards in a single quarter and 2nd-most in a 1st quarter (Lee Evans, 205, 11/19/06).
- Caught a 75-yard TD pass from QB Patrick Mahomes to give Kansas City a 10-0 lead in the 1st quarter.
- Caught a 44-yard TD pass from QB Patrick Mahomes to extend Kansas City's lead to 17-0 in the 1st quarter.
- Caught a 20-yard TD pass from QB Patrick Mahomes in the 3rd quarter to give Kansas City a 27-10 lead.

#### **POSTSEASON:**

**AFC DIVISIONAL VS. CLEVELAND (1/17):** 8 receptions for 110 yards (13.8 avg.); 3 carries for 9 yards (3.0 avg.).

**AFC CHAMPIONSHIP VS. BUFFALO (1/24):** 9 receptions for 172 yards (19.1 avg.).

**SUPER BOWL LV VS. TAMPA BAY (2/7):** 7 receptions for 73 yards (10.4 avg.); 1 carry for 5 yards; 1 punt return for 0 yards.

#### **PRO BOWL:**

- Selected to the Pro Bowl for the 5th time in his career and his 2nd as a starter.

#### **HONORS:**

- 1st-team All-Pro.
- AFC Offensive Player of the Week (at Tampa Bay, 11/29).
- PFWA All-AFC.
- No. 22 on the NFL Network Top 100 list.

#### **2019 (KANSAS CITY):**

- Started 12 games.
- Inactive for 4 games.
- 58 receptions for 860 yards (14.8 avg.) and 7 TDs.
- 8 carries for 23 yards (2.9 avg.).
- 1 punt return for 0 yards.

**VS. HOUSTON (10/13):** 5 receptions for 80 yards (16.0 avg) and 2 TDs.

- Caught a 46-yard TD pass from QB Patrick Mahomes to give Kansas City a 7-0 lead in the 1st quarter.
- Caught a 6-yard pass from QB Patrick Mahomes in the 3rd quarter to give Kansas City a 24-23 lead.

**VS. MINNESOTA (11/3):** 6 receptions for 140 yards (23.3 avg.) and 1 TD; 1 carry for 5 yards.

- Caught a 40-yard TD pass from QB Patrick Mahomes in the 1st quarter to give Kansas City a 7-0 lead.

**AT TENNESSEE (11/10):** 11 receptions for 157 yards (14.3 avg.) and 1 TD; 1 carry for 3 yards.

- Caught an 11-yard TD pass from QB Patrick Mahomes to give Kansas City a 20-13 lead in the 3rd quarter.

**VS. DENVER (12/15):** 5 receptions for 67 yards (13.4 avg.) and 2 TDs; 1 carry for 1 yard.

- Caught a 41-yard TD pass from QB Patrick Mahomes to give Kansas City a 7-0 lead in the 1st quarter.
- Caught a 5-yard TD pass from QB Patrick Mahomes in the 3rd quarter to give Kansas City a 22-3 lead.

#### **POSTSEASON:**

**AFC DIVISIONAL VS. HOUSTON (1/12):** 3 receptions for 41 yards (13.7 avg.); 1 carry for 4 yards; 1 punt return for 0 yards.

**AFC CHAMPIONSHIP VS. TENNESSEE (1/19):** 5 receptions for 67 yards (13.4 avg.) and 2 TDs; 1 carry for 7 yards; 1 kickoff return for 19 yards.

- Caught an 8-yard TD pass from QB Patrick Mahomes to cut Tennessee's lead to 10-7 in the 1st quarter.
- Caught a 20-yard TD pass from QB Patrick Mahomes to cut Tennessee's lead to 17-14 in the 2nd quarter.

**SUPER BOWL LIV VS. SAN FRANCISCO (2/2):** 9 receptions for 105 yards (11.7 avg.).

#### **PRO BOWL:**

- Selected to the Pro Bowl for the 4th time in his career.

#### **HONORS:**

- No. 19 on the NFL Network Top 100 list.

#### **2018 (KANSAS CITY):**

- Started all 16 games.
- 87 receptions for 1,479 yards (17.0 avg.) and 12 TDs.
- 22 carries for 151 yards (6.9 avg.) and 1 TD.
- 20 punt returns for 213 yards (10.7 avg.) and 1 TD.
- His 1,479 receiving yards were a Chiefs single-season record.
- His 12 receiving TDs were tied for 2nd-most in a single season in Chiefs history at the time.

**AT L.A. CHARGERS (9/9):** 7 receptions for 169 yards (24.1 avg.) and 2 TDs; 2 carries for 4 yards (2.0

avg.); 2 punt returns for 95 yards (47.5 avg.) and 1 TD.

- Returned a punt 91 yards for a TD in the 1st quarter to give Kansas City a 7-0 lead.
- Caught a 58-yard TD pass from QB Patrick Mahomes in the 1st quarter to give Kansas City a 14-3 lead.
- Caught a 1-yard TD pass from QB Patrick Mahomes to give Kansas City a 38-20 lead in the 4th quarter.

**AT NEW ENGLAND (10/14):** 7 receptions for 142 yards (20.3 avg.) and 3 TDs.

- Caught a 14-yard TD pass from QB Patrick Mahomes in the 3rd quarter to cut New England's lead to 27-15.
- Scored on a 1-yard TD pass from QB Patrick Mahomes to give Kansas City a 33-30 advantage.
- Caught a 75-yard TD pass from QB Patrick Mahomes to tie the game at 40-40 in the 4th quarter.

**VS. ARIZONA (11/11):** 7 receptions for 117 yards (16.7 avg.) and 2 TDs; 1 carry for 20 yards; 2 punt returns for 0 yards (0.0 avg.).

- Caught a 37-yard TD pass from QB Patrick Mahomes on Kansas City's opening possession.
- Caught a 14-yard TD pass from QB Patrick Mahomes to give Kansas City a 20-7 lead in the 2nd quarter.

#### **POSTSEASON:**

**AFC DIVISIONAL VS. INDIANAPOLIS (1/12):** 8 receptions for 72 yards (9.0 avg.); 1 carry for 36 yards and 1 TD; 5 punt returns for 6 yards (1.2 avg.).

- Scored on a 36-yard TD run to give Kansas City a 14-0 lead in the 1st quarter.

**AFC CHAMPIONSHIP VS. NEW ENGLAND (1/20):** 1 reception for 42 yards; 1 punt return for -11 yards.

#### **PRO BOWL:**

- Selected to start in the Pro Bowl for the 1st time in his career and his 3rd overall Pro Bowl selection.

#### **HONORS:**

- 1st-team All-Pro.
- No. 40 on the NFL Network Top 100 list.

### **2017 (KANSAS CITY):**

- Played in 15 games with 13 starts.
- Inactive for 1 game.
- 75 receptions for 1,183 yards (15.8 avg.) and 7 TDs.
- 17 carries for 59 yards (3.5 avg.).
- 25 punt returns for 204 yards (8.2 avg.) and 1 TD.

**AT NEW ENGLAND (9/7):** 7 receptions for 133 yards (19.0 avg.) and 1 TD; 2 carries for 5 yards (2.5 avg.); 2 punt returns for 7 yards (3.5 avg.).

- Caught a 75-yard TD pass from QB Alex Smith in the 3rd quarter to give Kansas City a 21-17 lead.

**AT HOUSTON (10/8):** 4 receptions for 68 yards (17.0 avg.); 2 punt returns for 75 yards (37.5 avg.) and 1 TD.

- Scored on an 82-yard punt return to give Kansas City a 39-20 lead in the 4th quarter.

**AT OAKLAND (10/19):** 6 receptions for 125 yards (20.8 avg.) and 1 TD; 2 carries for 7 yards (3.5

avg.); 2 punt returns for 13 yards (6.5 avg.).

- Caught a 64-yard TD pass from QB Alex Smith to give Kansas City a 17-14 lead in the 2nd quarter.

**AT N.Y. JETS (12/3):** 6 receptions for 185 yards (30.8 avg.) and 2 TDs; 1 punt return for 24 yards.

- Caught a 79-yard TD pass from QB Alex Smith to tie the game at 24-24 in the 3rd quarter.
- Caught a 40-yard TD pass from QB Alex Smith to give Kansas City a 31-30 lead in the 4th quarter.

#### **POSTSEASON:**

**AFC WILD CARD VS. TENNESSEE (1/6):** 7 receptions for 87 yards (12.4 avg.); 1 carry for 14 yards; 1 kickoff return for 17 yards; 2 punt returns for 8 yards (4.0 avg.).

#### **PRO BOWL:**

- Selected to the Pro Bowl as a return specialist for the 2nd time in his career.
- No. 36 on the NFL Network Top 100 list.

### **2016 (KANSAS CITY):**

- Played in all 16 games with 1 start.
- 61 receptions for 593 yards (9.7 avg.) and 6 TDs.
- 24 carries for 267 yards (11.1 avg.) and 3 TDs.
- 14 kickoff returns for 384 yards (27.4 avg.) and 1 TD.
- 39 punt returns for 592 yards (15.2 avg.) and 2 TDs.

**VS. SAN DIEGO (9/11):** 1 reception for 9 yards and 1 TD; 3 punt returns for 35 yards (11.7 avg.).

- Caught a 9-yard TD pass from QB Alex Smith in the 3rd quarter.
- It was his first NFL reception and TD.
- Made his NFL debut.

**AT DENVER (11/27):** 9 receptions for 52 yards (5.8 avg.) and 1 TD; 1 carry for 3 yards and 1 TD; 1 kickoff return for 86 yards and 1 TD; 2 punt returns for 28 yards (14.0 avg.).

- Returned a kickoff 86 yards for a TD to give Kansas City a 9-0 lead in the 2nd quarter.
- Scored on a 3-yard TD run in the 3rd quarter to give Kansas City a 16-10 lead.
- Caught a 2-yard TD pass from QB Alex Smith to tie the game at 24-24 with 15 seconds left in the 4th quarter.
- He became the first player to record a rushing touchdown, receiving touchdown and a kick return touchdown in a single game since Chicago's Gale Sayers did so against Minnesota on Oct. 17, 1965.

**VS. OAKLAND (12/8):** 6 receptions for 66 yards (11.0 avg.) and 1 TD; 1 carry for 2 yards; 1 kickoff return for 25 yards; 6 punt returns for 99 yards (16.5 avg.) and 1 TD.

- Caught a 36-yard TD pass from QB Alex Smith in the 2nd quarter to give Kansas City a 7-3 lead.
- Returned a punt for a 78-yard TD to give Kansas City a 21-3 lead in the 2nd quarter.

**AT SAN DIEGO (1/1):** 5 receptions for 46 yards (9.2 avg.); 3 carries for 15 yards (5.0 avg.); 1 punt return for 95 yards and 1 TD.

- Returned a punt 95 yards for a TD to give Kansas City a 34-17 lead in the 3rd quarter.

#### **POSTSEASON:**

**AFC DIVISIONAL VS. PITTSBURGH (1/15):** 4

receptions for 27 yards (6.8 avg.); 3 carries for 18 yards (6.0 avg.); 4 kickoff returns for 72 yards (18.0 avg.).

#### PRO BOWL:

- Selected to the Pro Bowl as a return specialist for the 1st time in his career.

#### HONORS:

- 1st-team All-Pro.
- PFWA All-NFL.
- PFWA All-AFC.
- PFWA All-Rookie.
- Pepsi NFL Rookie of the Week (at San Diego, 1/1).
- AFC Special Teams Player of the Week (at San Diego, 1/1).
- AFC Special Teams Player of the Month (December)
- AFC Special Teams Player of the Week (vs. Oakland, 12/8).
- AFC Offensive Player of the Week (at Denver, 11/27).

### BEFORE THE NFL

#### COLLEGE (WEST ALABAMA):

- 1-year starter (2015).
- Transferred to West Alabama from Oklahoma State following his junior season (2014).
- Transferred to Oklahoma State from Garden City Community College following his sophomore season (2013).

**CAREER (AT WEST ALABAMA):** Played in 11

games; 27 receptions for 444 yards (16.4 avg.) and 3 TDs; 25 carries for 237 yards (9.5 avg.) and 1 TD; 20 kickoff returns for 487 yards (24.4 avg.) and 2 TDs.; 20 punt returns for 257 yards (12.9 avg.) and 2 TDs.

**SENIOR (2015 AT WEST ALABAMA):** Played in 11 games; 27 receptions for 444 yards (16.4 avg.) and 3 TDs; 25 carries for 237 yards (9.5 avg.) and 1 TD; 20 kickoff returns for 487 yards (24.4 avg.) and 2 TDs.; 20 punt returns for 257 yards (12.9 avg.) and 2 TDs.

**JUNIOR (2014 AT OKLAHOMA STATE):** Played in 12 games; 31 receptions for 281 yards (9.1 avg.) and 1 TD; 102 carries for 534 yards (5.2 avg.) and 1 TD; 30 kickoff returns for 740 yards (24.7 avg.) and 2 TDs; 27 punt returns for 256 yards (9.5 avg.) and 1 TD.

- Big-12 Newcomer of the Year.
- 2nd-team All-Big 12 returner.
- Also competed in track and field and was an Indoor All-American in the 200-meter dash.

**SOPHOMORE (2013 AT GARDEN CITY):** 32 receptions for 532 yards (16.6 avg.) and 6 TDs; 101 carries for 659 yards (6.5 avg.) and 5 TDs.

- Also competed in track and field.

**TRUE FRESHMAN (2012 AT GARDEN CITY):** 34 receptions for 661 yards (19.4 avg.) and 5 TDs; 59 carries for 295 yards (5.0 avg.) and 2 TDs.

#### HIGH SCHOOL (COFFEE HS - DOUGLAS, GA.)

- Also competed in track and field and was a state champion sprinter and long jumper.

### TYREEK HILL'S NFL REGULAR SEASON STATS

YEAR	TEAM			RECEIVING					RUSHING				
		GP	GS	REC	YDS	AVG	LG	TD	ATT	YDS	AVG	LG	TD
2016	KANSAS CITY	16	1	61	593	9.7	49	6	24	267	11.1	70t	3
2017	KANSAS CITY	15	13	75	1183	15.8	79t	7	17	59	3.5	16	0
2018	KANSAS CITY	16	16	87	1479	17.0	75t	12	22	151	6.9	33	1
2019	KANSAS CITY	12	12	58	860	14.8	57t	7	8	23	2.9	5	0
2020	KANSAS CITY	15	15	87	1276	14.7	75t	15	13	123	9.5	32t	2
2021	KANSAS CITY	17	16	111	1239	11.2	75t	9	9	96	10.7	33	0
2022	MIAMI	13	13	100	1460	14.6	64	6	6	30	5.0	10	0
NFL TOTALS		104	86	579	8090	14.0	79t	62	99	749	7.6	70t	6

### TYREEK HILL'S NFL REGULAR SEASON RETURNING STATS

		KICKOFF RETURN					PUNT RETURN					
YEAR	TEAM	KR	YDS	AVG	LG	TD	PR	FC	YDS	AVG	LG	TD
2016	KANSAS CITY	14	384	27.4	86t	1	39	8	592	15.2	95t	2
2017	KANSAS CITY	0	0	0.0	-	0	25	9	204	8.2	82t	1
2018	KANSAS CITY	0	0	0.0	-	0	20	3	213	10.7	91t	1
2019	KANSAS CITY	0	0	0.0	-	0	1	0	0	0.0	0	0
2020	KANSAS CITY	0	0	0.0	-	0	1	1	0	0.0	0	0
2021	KANSAS CITY	0	0	0.0	-	0	0	0	0	0.0	-	0
2022	MIAMI	0	0	0.0	-	0	2	2	-4	-2.0	-2	0
NFL TOTALS		14	384	27.4	86t	1	88	23	1005	11.4	95t	4

### TYREEK HILL'S NFL PLAYOFF STATS

YEAR	TEAM			RECEIVING					RUSHING				
		GP	GS	REC	YDS	AVG	LG	TD	ATT	YDS	AVG	LG	TD
2016	KANSAS CITY	1	0	4	27	6.8	9	0	3	18	6.0	8	0
2017	KANSAS CITY	1	1	7	87	12.4	45	0	1	14	14.0	14	0
2018	KANSAS CITY	2	2	9	114	12.7	42	0	1	36	36.0	36t	1
2019	KANSAS CITY	3	3	17	213	12.5	44	2	2	11	5.5	7	0
2020	KANSAS CITY	3	3	24	355	14.8	71	0	4	14	3.5	5	0
2021	KANSAS CITY	3	3	23	285	12.4	64t	3	1	-2	-2.0	-2	0
PLAYOFF TOTALS		13	12	84	1081	12.9	71	5	12	91	7.6	36t	1

## TYREEK HILL'S NFL PLAYOFF RETURNING STATS

		KICKOFF RETURN					PUNT RETURN					
YEAR	TEAM	KR	YDS	AVG	LG	TD	PR	FC	YDS	AVG	LG	TD
2016	KANSAS CITY	4	72	18.0	21	0	0	0	0	0.0	-	0
2017	KANSAS CITY	1	17	17.0	17	0	2	0	8	4.0	8	0
2018	KANSAS CITY	0	0	0.0	-	0	6	2	-5	-0.8	4	0
2019	KANSAS CITY	1	19	19.0	19	0	1	1	0	0.0	0	0
2020	KANSAS CITY	0	0	0.0	-	0	1	0	0	0.0	0	0
2021	KANSAS CITY	0	0	0.0	-	0	2	0	37	18.5	45	0
NFL TOTALS		6	108	18.0	21	0	12	3	40	3.3	45	0

### ADDITIONAL STATS

**Special Teams Tackles:** (Kansas City) 6 in 2016.  
**Miscellaneous Tackles:** (Kansas City) 1 in 2016, 1 in 2017, 1 in 2018, 1 in 2019, 1 in 2020, 2 in 2021, (Miami) 2 in 2022 for total of 9 (P-3).  
**Miscellaneous Fumble Recoveries:** (Kansas City) 2 in 2016, 2 in 2017, 2 in 2018, 1 in 2021, (Miami) 1 in 2022 for total of 8.  
**Miscellaneous Touchdowns:** (Miami) 57-yard fumble return at L.A. Chargers (12/11/22).

### SINGLE-GAME CAREER HIGHS

**Receptions:** 13 at Tampa Bay, 11/29/20  
**Receiving Yards:** 269 at Tampa Bay, 11/29/20  
**Longest Reception:** 79t at N.Y. Jets, 12/3/17  
**Receiving TDs:** 3 3 times, last: at Philadelphia, 10/3/21  
**Rushes:** 6 vs. Denver, 12/25/16  
**Rushing Yards:** 95 vs. Denver, 12/25/16  
**Longest Rush:** 70t vs. Denver, 12/25/16  
**Rushing TDs:** 1 7 times, last: at Miami, 12/13/20  
**Kickoff Returns:** 4 vs. Pittsburgh, 1/15/17\*  
**Kickoff Return Yards:** 86 at Denver, 11/27/16  
**Longest Kickoff Return:** 86t vs. Denver, 12/25/16  
**Kickoff Return TDs:** 1 vs. Denver, 12/25/16  
**Punt Returns:** 6 vs. Oakland, 12/8/16  
**Punt Return Yards:** 99 vs. Oakland, 12/8/16  
**Longest Punt Return:** 95t at San Diego, 1/1/17  
**Punt Return TDs:** 1 4 times, last: at L.A. Chargers, 9/9/18

\* AFC Divisional game

### 100-YARD RECEIVING GAMES (28)

DATE	OPPONENT	REC	YDS	AVG	LG	TD
9/7/17	at New England	7	133	19.0	75t	1
10/19/17	at Oakland	6	125	20.8	64t	1
12/3/17	at N.Y. Jets	6	185	30.8	79t	2
12/24/17	MIAMI	6	109	18.2	52	0
9/9/18	at L.A. Chargers	7	169	24.1	58t	2
10/14/18	at New England	7	142	20.3	75t	3
11/11/18	ARIZONA	7	117	16.7	38	2
11/19/18	at L.A. Rams	10	215	21.5	73t	2
12/9/18	BALTIMORE	8	139	17.4	48	0
12/30/18	OAKLAND	5	101	20.2	67t	1
11/3/19	MINNESOTA	6	140	23.3	41	1
11/10/19	at Tennessee	11	157	14.3	39	1
2/2/20	SAN FRANCISCO*	9	105	11.7	44	0
11/8/20	CAROLINA	9	113	12.6	28t	2
11/22/20	at Las Vegas	11	102	9.3	15	1
11/29/20	at Tampa Bay	13	269	20.7	75t	3
1/17/21	CLEVELAND***	8	110	13.8	26	0
1/24/21	BUFFALO**	9	172	19.1	71	0
9/12/21	CLEVELAND	11	197	17.9	75t	1
10/3/21	at Philadelphia	11	186	16.9	44t	3
12/16/21	at L.A. Chargers	12	148	12.3	40	1
1/23/22	BUFFALO***	11	150	13.6	64t	1
9/18/22	at Baltimore	11	190	17.3	60	2
9/29/22	at Cincinnati	10	160	16.0	64	0
10/16/22	MINNESOTA	12	177	14.8	28	0
10/30/22	at Detroit	12	188	15.7	42	0
11/6/22	at Chicago	7	143	20.4	39	1
12/4/22	at San Francisco	9	146	16.2	45t	1

\* Super Bowl LIV

\*\* AFC Championship

\*\*\* AFC Divisional game

### 2016 GAME-BY-GAME STATS (KANSAS CITY)

DATE	OPPONENT	P/S	REC	YDS	AVG	LG	TD
09/11	SAN DIEGO	1/0	1	9	9.0	9t	1
09/18	at Houston	1/0	2	8	4.0	5	0
09/25	N.Y. JETS	1/0	3	26	8.7	13	0
10/02	at Pittsburgh	1/0	5	24	4.8	10t	1
10/16	at Oakland	1/0	2	20	10.0	12	0
10/23	NEW ORLEANS	1/0	1	38	38.0	38t	1
10/30	at Indianapolis	1/0	5	98	19.6	49	1
11/06	JACKSONVILLE	1/0	3	11	3.7	5	0
11/13	at Carolina	1/0	10	89	8.9	27	0
11/20	TAMPA BAY	1/0	4	53	13.3	42	0
11/27	at Denver	1/0	9	52	5.8	11	1
12/04	at Atlanta	1/1	5	53	10.6	25	0
12/08	OAKLAND	1/0	6	66	11.0	36t	1
12/18	TENNESSEE	1/0	0	0	0.0	-	0
12/25	DENVER	1/0	0	0	0.0	-	0
01/01	at San Diego	1/0	5	46	9.2	20	0
2016 TOTALS		16/1	61	593	9.7	9t	6

DATE	OPPONENT	P/S	REC	YDS	AVG	LG	TD
01/15	PITTSBURGH*	1/0	4	27	6.8	9	0

\* AFC Divisional game



## 2017 GAME-BY-GAME STATS (KANSAS CITY)

DATE	OPPONENT	P/S	REC	YDS	AVG	LG	TD
09/07	at New England	1/0	7	133	19.0	75t	1
09/17	PHILADELPHIA	1/1	4	43	10.8	18	0
09/24	at L.A. Chargers	1/1	5	77	15.4	30t	1
10/02	WASHINGTON	1/1	5	35	7.0	12	0
10/08	at Houston	1/1	4	68	17.0	38	0
10/15	PITTSBURGH	1/1	5	34	6.8	10	0
10/19	at Oakland	1/0	6	125	20.8	64t	1
10/30	DENVER	1/1	2	38	19.0	25	0
11/05	at Dallas	1/1	2	64	32.0	56t	1
11/19	at N.Y. Giants	1/1	7	68	9.7	38	0
11/26	BUFFALO	1/1	7	41	5.9	11	0
12/03	at N.Y. Jets	1/1	6	185	30.8	79t	2
12/10	OAKLAND	1/1	4	75	18.8	44	0
12/16	L.A. CHARGERS	1/1	5	88	17.6	64t	1
12/24	MIAMI	1/1	6	109	18.2	52	0
12/31	at Denver					INACTIVE	
<b>2017 TOTALS</b>		<b>15/13</b>	<b>75</b>	<b>1183</b>	<b>15.8</b>	<b>79t</b>	<b>7</b>

DATE	OPPONENT	P/S	REC	YDS	AVG	LG	TD
01/06	TENNESSEE*	1/1	7	87	12.4	45	0

\* AFC Wild Card game

## 2018 GAME-BY-GAME STATS (KANSAS CITY)

DATE	OPPONENT	P/S	REC	YDS	AVG	LG	TD
09/09	at L.A. Chargers	1/1	7	169	24.1	58t	2
09/16	at Pittsburgh	1/1	5	90	18.0	36	1
09/23	SAN FRANCISCO	1/1	2	51	25.5	42	0
10/01	at Denver	1/1	9	54	6.0	15	0
10/07	JACKSONVILLE	1/1	4	61	15.3	36	0
10/14	at New England	1/1	7	142	20.3	75t	3
10/21	CINCINNATI	1/1	7	68	9.7	27	1
10/28	DENVER	1/1	3	70	23.3	40	0
11/04	at Cleveland	1/1	4	69	17.3	40	0
11/11	ARIZONA	1/1	7	117	16.7	38	2
11/19	at L.A. Rams	1/1	10	215	21.5	73t	2
12/02	at Oakland	1/1	1	13	13.0	13	0
12/09	BALTIMORE	1/1	8	139	17.4	48	0
12/13	L.A. CHARGERS	1/1	4	46	11.5	33	0
12/23	at Seattle	1/1	4	74	18.5	32	0
12/30	OAKLAND	1/1	5	101	20.2	67t	1
<b>2018 TOTALS</b>		<b>16/16</b>	<b>87</b>	<b>1479</b>	<b>17.0</b>	<b>75t</b>	<b>12</b>

DATE	OPPONENT	P/S	REC	YDS	AVG	LG	TD
01/12	INDIANAPOLIS*	1/1	8	72	9.0	17	0
01/20	NEW ENGLAND**	1/1	1	42	42.0	42	0
<b>PLAYOFF TOTALS</b>		<b>2/2</b>	<b>9</b>	<b>114</b>	<b>12.7</b>	<b>42</b>	<b>0</b>

\* AFC Divisional game

\*\* AFC Championship

## 2019 GAME-BY-GAME STATS (KANSAS CITY)

DATE	OPPONENT	P/S	REC	YDS	AVG	LG	TD
09/08	at Jacksonville	1/1	2	16	8.0	8	0
09/15	at Oakland					INACTIVE	
09/22	BALTIMORE					INACTIVE	
09/29	at Detroit					INACTIVE	
10/06	INDIANAPOLIS					INACTIVE	
10/13	HOUSTON	1/1	5	80	16.0	46t	2
10/17	at Denver	1/1	3	74	24.7	57t	1
10/27	GREEN BAY	1/1	6	76	12.7	21	0
11/03	MINNESOTA	1/1	6	140	23.3	41	1
11/10	at Tennessee	1/1	11	157	14.3	39	1
11/18	at L.A. Chargers	1/1	0	0	0.0	-	0
12/01	OAKLAND	1/1	5	55	11.0	17	0
12/08	at New England	1/1	6	62	10.3	21	0
12/15	DENVER	1/1	5	67	13.4	41t	2
12/22	at Chicago	1/1	5	72	14.4	19	0
12/29	L.A. CHARGERS	1/1	4	61	15.3	47	0
<b>2019 TOTALS</b>		<b>12/12</b>	<b>58</b>	<b>860</b>	<b>14.8</b>	<b>57t</b>	<b>7</b>

DATE	OPPONENT	P/S	REC	YDS	AVG	LG	TD
01/12	HOUSTON*	1/1	3	41	13.7	20	0
01/19	TENNESSEE**	1/1	5	67	13.4	26	2
02/02	SAN FRANCISCO***	1/1	9	105	11.7	44	0
<b>PLAYOFF TOTALS</b>		<b>3/3</b>	<b>17</b>	<b>213</b>	<b>12.5</b>	<b>44</b>	<b>2</b>

\* AFC Divisional game

\*\* AFC Championship

\*\*\* Super Bowl LV

## 2020 GAME-BY-GAME STATS (KANSAS CITY)

DATE	OPPONENT	P/S	REC	YDS	AVG	LG	TD
09/10	HOUSTON	1/1	5	46	9.2	15	1
09/20	at L.A. Chargers	1/1	5	99	19.8	54t	1
09/28	at Baltimore	1/1	5	77	15.4	33	1
10/05	NEW ENGLAND	1/1	4	64	16.0	22	1
10/11	LAS VEGAS	1/1	3	78	26.0	37	0
10/19	at Buffalo	1/1	3	20	6.7	8	0
10/25	at Denver	1/1	6	55	9.2	15	1
11/01	N.Y. JETS	1/1	4	98	24.5	41t	2
11/08	CAROLINA	1/1	9	113	12.6	28t	2
11/22	at Las Vegas	1/1	11	102	9.3	15	1
11/29	at Tampa Bay	1/1	13	269	20.7	75t	3
12/06	DENVER	1/1	6	58	9.7	30	0
12/13	at Miami	1/1	3	79	26.3	44t	1
12/20	at New Orleans	1/1	6	53	8.8	19	1
12/27	ATLANTA	1/1	4	65	16.3	31	0
01/03	L.A. CHARGERS					INACTIVE	
<b>2020 TOTALS</b>		<b>15/15</b>	<b>87</b>	<b>1276</b>	<b>14.7</b>	<b>75t</b>	<b>15</b>

DATE	OPPONENT	P/S	REC	YDS	AVG	LG	TD
01/17	CLEVELAND*	1/1	8	110	13.8	26	0
01/24	BUFFALO**	1/1	9	172	19.1	71	0
02/07	at Tampa Bay***	1/1	7	73	10.4	23	0
<b>PLAYOFF TOTALS</b>		<b>3/3</b>	<b>24</b>	<b>355</b>	<b>14.8</b>	<b>71</b>	<b>0</b>

\* AFC Divisional game

\*\* AFC Championship

\*\*\* Super Bowl LV

## 2021 GAME-BY-GAME STATS (KANSAS CITY)

DATE	OPPONENT	P/S	REC	YDS	AVG	LG	TD
09/12	CLEVELAND	1/1	11	197	17.9	75t	1
09/19	at Baltimore	1/1	3	14	4.7	7	0
09/26	L.A. CHARGERS	1/1	5	56	11.2	18	0
10/03	at Philadelphia	1/1	11	186	16.9	44t	3
10/10	BUFFALO	1/1	7	63	9.0	17	0
10/17	at Washington	1/1	9	76	8.4	19	1
10/24	at Tennessee	1/1	6	49	8.2	17	0
11/01	N.Y. GIANTS	1/1	12	94	7.8	15	1
11/07	GREEN BAY	1/1	4	37	9.3	13	0
11/14	at Las Vegas	1/1	7	83	11.9	32	2
11/21	DALLAS	1/1	9	77	8.6	23	0
12/05	DENVER	1/1	2	22	11.0	13	0
12/12	LAS VEGAS	1/1	4	76	19.0	38	0
12/16	at L.A. Chargers	1/1	12	148	12.3	40	1
12/26	PITTSBURGH	1/1	2	19	9.5	10	0
01/02	at Cincinnati	1/1	6	40	6.7	17	0
01/08	at Denver	1/0	1	2	2.0	2	0
<b>2021 TOTALS</b>		<b>17/16</b>	<b>111</b>	<b>1239</b>	<b>11.2</b>	<b>75t</b>	<b>9</b>

DATE	OPPONENT	P/S	REC	YDS	AVG	LG	TD
01/16	PITTSBURGH*	1/1	5	57	11.4	31t	1
01/23	BUFFALO**	1/1	11	150	13.6	64t	1
01/30	CINCINNATI***	1/1	7	78	11.1	33	1
<b>PLAYOFF TOTALS</b>		<b>3/3</b>	<b>23</b>	<b>285</b>	<b>12.4</b>	<b>64t</b>	<b>3</b>

\* AFC Wild Card game

\*\* AFC Divisional game

\*\*\* AFC Championship

## 2022 GAME-BY-GAME STATS (MIAMI)

DATE	OPPONENT	P/S	REC	YDS	AVG	LG	TD
09/11	NEW ENGLAND	1/1	8	94	11.8	26	0
09/18	at Baltimore	1/1	11	190	17.3	60t	2
09/25	BUFFALO	1/1	2	33	16.5	22	0
09/29	at Cincinnati	1/1	10	160	16.0	64	0
10/09	at N.Y. Jets	1/1	7	47	6.7	13	0
10/16	MINNESOTA	1/1	12	177	14.8	28	0
10/23	PITTSBURGH	1/1	7	72	10.3	21	0
10/30	at Detroit	1/1	12	188	15.7	42	0
11/06	at Chicago	1/1	7	143	20.4	39	1
11/13	CLEVELAND	1/1	5	44	8.8	20	1
11/27	HOUSTON	1/1	6	85	14.2	29	0
12/04	at San Francisco	1/1	9	146	16.2	45t	1
12/11	at L.A. Chargers	1/1	4	81	20.3	60t	1
12/17	at Buffalo						
12/25	GREEN BAY						
01/01	at New England						
TBD	N.Y. JETS						
<b>2022 TOTALS</b>		<b>13/13</b>	<b>100</b>	<b>1460</b>	<b>14.6</b>	<b>64</b>	<b>6</b>



88

JEVON  
HOLLAND

SAFETY // 6-1 // 210 // OREGON '21

ACQUIRED: D2A, '21

HOMETOWN: COQUITLAM, CANADA // BORN: 3/3/00

NFL: SECOND SEASON // DOLPHINS: SECOND SEASON



2022

## NFL CAREER

## TRANSACTIONS:

- 2nd-round pick (36th overall) by Miami in the 2021 NFL Draft.

## CAREER HONORS:

- 2021 PFWA All-Rookie Team
- NFL Way to Play Award (vs. Atlanta, 10/24/21)

## CAREER HIGHLIGHTS:

- Played in 29 career games with 26 starts.
- 136 tackles (101 solo), 4.0 sacks, 4 interceptions, 15 passes defended, 1 forced fumble and 3 fumble recoveries.
- 12 punt returns for 92 yards (7.7 avg.).
- 2 miscellaneous fumble recoveries.
- 2 special teams tackles (1 solo).
- Served as a team captain in 2022.

## 2022 (MIAMI):

- Started 13 games.
- 68 tackles (54 solo), 1.5 sacks, 2 interceptions, 5 passes defended and 1 forced fumble.
- 1 special teams tackle.
- Serves as a team captain.

**VS. NEW ENGLAND (9/11):** 3 solo tackles, 1 interception and 1 pass defended.

- Intercepted QB Mac Jones on the first defensive possession of the season after the pass was deflected by CB Xavier Howard.

**VS. BUFFALO (9/25):** 10 tackles (9 solo), 1.5 sacks, 2 passes defended and 1 forced fumble.

- Strip-sacked QB Josh Allen in the 1st quarter, which was recovered by LB Melvin Ingram.
- Split a sack with LB Jerome Baker on QB Josh Allen in the 4th quarter.

**VS. PITTSBURGH (9/23):** 5 tackles (4 solo), 1 interception and 1 pass defended.

- Intercepted QB Kenny Pickett on a 3rd-and-16 play with 3:06 remaining in the game, returning it 33 yards.

## 2021 (MIAMI):

- Played in 16 games with 13 starts.
- Inactive for 1 game.
- 68 tackles (47 solo), 2.5 sacks, 2 interceptions, 10 passes defended and 3 fumble recoveries.

- 12 punt returns for 92 yards (7.7 avg.).
- 1 solo special teams tackle.
- 2 miscellaneous fumble recoveries.

**AT NEW ENGLAND (9/12):** 2 solo tackles.

- Made his NFL debut.

**VS. HOUSTON (11/7):** 2 tackles (1 solo), 1 interception and 1 pass defended; 3 punt returns for 31 yards (10.3 avg.).

- Intercepted QB Tyrod Taylor on 3rd-and-1 in the 1st quarter.
- It was his 1st career interception.

**VS. BALTIMORE (11/11):** 5 tackles (4 solo), 1.0 sack and 2 passes defended; 1 punt return for 4 yards.

- Sacked QB Lamar Jackson on 3rd-and-9 in the 3rd quarter.

**VS. CAROLINA (11/28):** 1 assisted tackle, 1 pass defended and 1 interception; 2 punt returns for 19 yards (9.5 avg.).

- Intercepted QB Cam Newton on 3rd-and-5 in the 2nd quarter.

## HONORS:

- PFWA All-Rookie Team
- NFL Way to Play Award (vs. Atlanta, 10/24)

## BEFORE THE NFL

## COLLEGE (OREGON):

- 2-year letterman (2018-19) and 1-year starter.

**CAREER:** Played in 27 games with 16 starts; 110 tackles (72 solo), 9 interceptions and 19 passes defended; 1 interception return for a TD; 17 punt returns for 244 yards (14.4 avg.).

- Became the 1st player since Jairus Byrd (2006-07) to lead the team in interceptions in consecutive seasons (2018-19) at Oregon.
- His 9 interceptions from 2018-19 were tied for 3rd most in the FBS in that span.

**JUNIOR (2020):** Did not play.

**SOPHOMORE (2019):** Started all 14 games; 66 tackles (40 solo), 4 interceptions and 8 passes defended; 1 interception return for a TD; 16 punt returns for 244 yards (15.3 avg.).

- 1st-team All-Pac 12.

**TRUE FRESHMAN (2018):** Played in all 13 games with 2 starts; 44 tackles (32 solo), 5 interceptions and 11 passes defended; 1 punt return for 0 yards.

## HIGH SCHOOL (BISHOP O'DOWD HS - OAKLAND, CALIF.)

- Also played wide receiver.

**SENIOR (2017):** 34 tackles, 5 interceptions and

9 passes defended; 35 receptions for 1,012 receiving yards (28.9 avg.) and 12 TDs; 23 punt returns for 506 yards (22.0 avg.) and 5 TDs.

- East Bay Player of the Year.
- North Coast Section Co-Defensive Player of the Year.

## OFF THE FIELD

### COMMUNITY:

#### 2021:

- Along with fellow Dolphins rookies, teamed up with Neighbors4Neighbors to provide South Florida families with holiday gifts.
- Volunteered at the Miami Dolphins Food Relief Program Thanksgiving meal distribution with

Feeding South Florida to provide 1,000 meal boxes to South Florida families.

### PERSONAL:

- **PRONUNCIATION:** First name is pronounced juh-VAHN.
- **MAJOR:** Ethnic studies.
- His father, John Robert Holland, played in the CFL for the BC Lions (1990, 1996 and 1997), Edmonton (1993-95) and Saskatchewan Roughriders (1996), and also spent time with San Francisco on the practice squad (1993).
- His older brother, Jamirr Holland, spent time in the CFL with the Montreal Alouettes (2019).

### JEVON HOLLAND'S NFL REGULAR SEASON DEFENSIVE STATS

YEAR	TEAM	GP	GS	TACKLES			SK	YDS	INTERCEPTIONS					FUMBLES	
				TOT	SOLO	ASST			INT	YDS	LG	TD	PD	FF	FR
2021	MIAMI	16	13	68	47	21	2.5	24.0	2	0	0	0	10	0	3
2022	MIAMI	13	13	68	54	14	1.5	7.5	2	64	33	0	5	1	0
NFL TOTALS		29	26	136	101	35	4.0	31.5	4	64	33	0	15	1	3

### JEVON HOLLAND'S NFL REGULAR SEASON RETURNING STATS

		KICKOFF RETURN					PUNT RETURN					
YEAR	TEAM	KR	YDS	AVG	LG	TD	PR	FC	YDS	AVG	LG	TD
2021	MIAMI	0	0	0.0	-	0	12	14	92	7.7	16	0
2022	MIAMI	0	0	0.0	-	0	2	4	14	7.0	8	0
NFL TOTALS		0	0	0.0	-	0	14	18	106	7.6	16	0

### ADDITIONAL STATS

**Special Teams Tackles:** 1 in 2021, 1 in 2022 for total of 2.  
**Miscellaneous Fumble Recoveries:** 2 in 2021.

### SINGLE-GAME CAREER HIGHS

**Tackles:** 12 at Detroit, 10/30/22  
**Sacks:** 1.5 vs. Buffalo, 9/25/22  
**Interceptions:** 1 4 times, last: vs. Pittsburgh, 10/23/22  
**Passes Defended:** 2 3 times, last: vs. Buffalo, 9/25/22



25

XAVIEN  
HOWARD

CORNERBACK // 6-1 // 203 // BAYLOR '16  
ACQUIRED: D2, '16  
HOMETOWN: HOUSTON, TEXAS // BORN: 7/4/93  
NFL: SEVENTH SEASON // DOLPHINS: SEVENTH SEASON


2018, 2020, 2021

2022

NFL CAREER

TRANSACTIONS:

- 2nd-round pick (38th overall) by Miami in the 2016 NFL Draft.

CAREER HONORS:

- No. 56 on the NFL Network Top 100 list in 2022.
- 2021 Pro Bowl selection.
- AFC Defensive Player of the Week (vs. Baltimore, 11/11/21).
- No. 17 on the NFL Network Top 100 list in 2021.
- 2020 1st-team All-Pro.
- 2020 1st-team PFWA All-NFL.
- 2020 1st-team PFWA All-AFC.
- 2020 Pro Bowl selection.
- 2020 Dan Marino Team MVP Award.
- No. 55 on the NFL Network Top 100 list in 2019.
- 2018 Pro Bowl selection.
- 2018 Dan Marino Team MVP Award.
- AFC Defensive Player of the Week (vs. Buffalo, 12/2/18).
- AFC Defensive Player of the Week (vs. New England, 12/11/17).

CAREER HIGHLIGHTS:

- Played in 84 career games with 83 starts.
- 276 tackles (213 solo), 2.0 sacks, 28 interceptions, 79 passes defended, 4 forced fumbles and 5 fumble recoveries; 2 interception returns for TDs; 1 fumble return for a TD.
- His 28 interceptions since 2016 lead the league:

MOST INTERCEPTIONS (2016-PRESENT)		
PLAYER	TEAM	INT
1. <b>XAVIEN HOWARD</b>	<b>MIA.</b>	<b>28</b>
2. J.C. Jackson	NE/LAC	25
3. Marcus Peters	KC/LAR/Bal.	24
Justin Simmons	Den.	24
Kevin Byard	Ten.	24

- His 28 interceptions are 6th-most in Dolphins history:

MOST INTERCEPTIONS IN DOLPHINS HISTORY		
PLAYER	YEARS	INT
1. Jake Scott	1970-75	35
2. Dick Anderson	1968-77	34
3. Sam Madison	1997-2005	31
4. Glenn Blackwood	1979-87	29
Patrick Surtain	1998-2004	29
6. <b>XAVIEN HOWARD</b>	<b>2016-22</b>	<b>28</b>

- His 79 career passes defended are the 4th-most in Dolphins history (since records were tracked in 1991):

MOST PASSES DEFENSED IN TEAM HISTORY (SINCE 1991)		
PLAYER	YEARS	PD
1. Sam Madison	1997-2005	104
2. Patrick Surtain	1998-2004	86
3. Jason Taylor	1997-07, '09, '11	84
4. <b>XAVIEN HOWARD</b>	<b>2016-22</b>	<b>79</b>
5. Terrell Buckley	1995-99, 2003	77

- His 10 interceptions in 2020 led the NFL and were the most in a season since 2007 when San Diego CB Antonio Cromartie had 10:

NFL INTERCEPTION LEADERS (2020)				
PLAYER	TEAM	INT	YDS	TD
1. <b>XAVIEN HOWARD</b>	<b>MIAMI</b>	<b>10</b>	<b>77</b>	<b>0</b>
2. J.C. Jackson	New England	9	80	0
3. Tyrann Mathieu	Kansas City	6	70	1
4. Justin Simmons	Denver	5	90	0
Quandre Diggs	Seattle	5	57	0
Harrison Smith	Minnesota	5	33	0

- Intercepted passes in 5 consecutive games (11/15/20-12/13/20), which is tied for the longest streak in Dolphins history.
- Tied for the NFL lead with 7 interceptions in 2018:

NFL INTERCEPTION LEADERS (2018)				
PLAYER	TEAM	INT	YDS	TD
1. <b>XAVIEN HOWARD</b>	<b>MIAMI</b>	<b>7</b>	<b>54</b>	<b>0</b>
Kyle Fuller	Chicago	7	52	0
Damontae Kazee	Atlanta	7	52	0
4. Eddie Jackson	Chicago	6	81	2

- His 7 interceptions in 2018 were tied for 9th in single-season team history.
- His 3 multi-interception games in 2018 is a Dolphins single-season record.
- Became the 4th player and 2nd CB in team history to have multiple years with 7-plus interceptions.
- Became 1st player in Dolphins history to have multiple interceptions in consecutive games when he had two interceptions in games vs. Denver on 12/3/17 and vs. New England on 12/11/17. He did it again at Indianapolis on 11/25/18 and vs. Buffalo on 12/2/18.
- Was 1 of just 4 NFL players to post at least 5 passes defended in a game in the 2017 season when he had 5 passes defended vs. Denver on 12/3/17.

- On 12/11/17 vs. New England, he became 1st player to intercept Patriots QB Tom Brady twice in the same game since Indianapolis' Mike Adams on Nov. 16, 2014.
- Served as a team captain in 2022.

## 2022 (MIAMI):

- Started 12 games.
- Inactive for 1 game.
- 35 tackles (26 solo), 1 interception, 8 passes defended and 2 fumble recoveries.
- Serves as a team captain.

**VS. NEW ENGLAND (9/11):** 2 solo tackles and 1 pass defended.

- Deflected a pass from QB Mac Jones in the end zone that was intercepted by S Jevon Holland on New England's first possession.

**VS. CLEVELAND (11/13):** 4 tackles (1 solo) and 1 fumble recovery.

- Recovered a fumble forced by DT Zach Sieler in the 1st quarter.

**VS. HOUSTON (11/27):** 1 pass defended and 1 fumble recovery.

- Recovered a fumble forced by S Eric Rowe in the 2nd quarter and returned it 16 yards for his 4th career TD.

**AT SAN FRANCISCO (12/4):** 3 solo tackles, 1 interception and 2 passes defended.

- Intercepted a pass from QB Brock Purdy on a 4th down in the 2nd half.

## HONORS:

- No. 56 on the NFL Network Top 100 list.

## 2021 (MIAMI):

- Started 16 games.
- Inactive for 1 game.
- 50 tackles (39 solo), 1.0 sack, 5 interceptions, 16 passes defended, 2 forced fumbles and 2 fumble recoveries; 1 interception return for a TD; 1 fumble return for a TD.

**AT NEW ENGLAND (9/12):** 5 tackles (4 solo), 1 forced fumble and 1 fumble recovery.

- Forced a RB Damien Harris fumble inside the 10-yard line and recovered it in the 4th quarter with 3:35 remaining to preserve the win.

**VS. BALTIMORE (11/11):** 5 solo tackles, 1 forced fumble and 1 fumble recovery; 1 fumble return for a TD.

- Forced a WR Sammy Watkins fumble on 3rd-and-10 in the 4th quarter and returned it 49 yards for a TD.

**VS. CAROLINA (11/28):** 1 solo tackle, 1 interception and 1 pass defended.

- Intercepted a QB Cam Newton pass intended for WR DJ Moore on 2nd-and-15 in the 2nd quarter.

**VS. NEW ENGLAND (1/9):** 3 solo tackles, 1 interception and 1 pass defended; 1 interception return for a TD.

- Intercepted a QB Mac Jones pass intended for WR Jakobi Meyers on 3rd-and-1 in the 1st quarter and returned it 37 yards for a TD to extend Miami's lead to 14-0.

## PRO BOWL:

- Selected to start the Pro Bowl for the 3rd time in his career.

- Became the 2nd Dolphins cornerback to start 3+ Pro Bowls, joining Sam Madison (1999-2001).

## HONORS:

- AFC Defensive Player of the Week (vs. Baltimore, 11/11).
- No. 17 on the NFL Network Top 100 list.

## 2020 (MIAMI):

- Started all 16 games.
- 51 tackles (40 solo), 10 interceptions, 20 passes defended and 1 forced fumble.
- His 10 interceptions in 2020 tied the single-season franchise record set by CB Dick Westmoreland in 1967 and were the most by an NFL player since 2007 (Antonio Cromartie).

**AT SAN FRANCISCO (10/11):** 2 tackles (1 solo), 1 interception and 2 passes defended.

- Intercepted a QB Jimmy Garoppolo pass intended for WR Deebo Samuel and returned it 29 yards in the 2nd quarter.

**VS. L.A. CHARGERS (11/15):** 3 tackles (1 solo), 1 interception and 2 passes defended.

- Intercepted a QB Justin Herbert pass intended for WR Mike Williams in the 4th quarter.

**AT N.Y. JETS (11/29):** 3 tackles (2 solo), 1 interception and 3 passes defended.

- Intercepted a QB Sam Darnold pass intended for WR Breshad Perriman in the 4th quarter.

## PRO BOWL:

- Selected to start the Pro Bowl for the 2nd time in his career.
- Became the 4th Dolphins cornerback to earn multiple Pro Bowl selections, joining Sam Madison (1999-2002), Patrick Surtain (2002-04) and Brent Grimes (2013-15).

## HONORS:

- 1st-team All-Pro.
- 1st-team PFWA All-NFL.
- 1st-team PFWA All-AFC.
- Recipient of the Dan Marino Team MVP Award.

## 2019 (MIAMI):

- Started 5 games.
- Inactive for 2 games.
- Missed the rest of the season after being placed on injured reserve on Oct. 30.
- 17 tackles (12 solo), 1 interception and 4 passes defended.

**VS. NEW ENGLAND (9/15):** 4 tackles (3 solo) and 1 pass defended.

**VS. L.A. CHARGERS (9/29):** 5 tackles (4 solo).

**AT PITTSBURGH (10/29):** 1 solo tackle, 1 interception and 3 passes defended.

- Intercepted QB Mason Rudolph on Pittsburgh's first possession.

## HONORS:

- No. 55 on the NFL Network Top 100 list.

## 2018 (MIAMI):

- Started 12 games.
- Inactive for 4 games.
- 35 tackles (25 solo), 7 interceptions, 12 passes defended and 1 fumble recovery.
- Tied for the NFL lead with 7 interceptions.

- His 7 interceptions were tied for 9th in single-season team history.
- Set a Dolphins single-season record with 3 multi-interception games.

**VS. OAKLAND (9/23):** 1 solo tackle, 2 interceptions and 3 passes defended.

- Intercepted a QB Derek Carr pass intended for WR Amari Cooper in the 1st quarter.
- Picked off QB Derek Carr in the end zone with 2:59 remaining in the game.

**AT INDIANAPOLIS (11/25):** 5 solo tackles, 2 interceptions and 3 passes defended.

- Intercepted QB Andrew Luck at Miami's 40-yard line with 1:00 remaining in the 2nd quarter.
- Picked off Luck again on the next play at Miami's 13-yard line with 46 seconds remaining in the 1st half.
- Became 1st NFL player with interceptions on back-to-back plays since Broncos S Darian Stewart on Nov. 16, 2016 and 1st Dolphins player to do it since S Mike Kozlowski on Dec. 19, 1981.

**VS. BUFFALO (12/2):** 4 tackles (3 solo), 2 interceptions and 2 passes defended.

- Intercepted QB Josh Allen in the end zone as time expired in the 2nd quarter.
- Picked off QB Josh Allen again on 3rd-and-10 at Miami's 41-yard line in the 3rd quarter.

#### PRO BOWL:

- Selected to start the Pro Bowl for the 1st time in his career.
- Extended the team's streak to 21 consecutive seasons with a defensive player selected.
- Became the 4th Dolphins cornerback to earn a Pro Bowl selection, joining Sam Madison (1999-2002), Patrick Surtain (2002-04) and Brent Grimes (2013-15).

#### HONORS:

- 2nd-team All-Pro.
- PFWA All-AFC cornerback.
- Recipient of the Dan Marino Team MVP Award.
- AFC Defensive Player of the Week (vs. Buffalo, 12/2).

#### 2017 (MIAMI):

- Started all 16 games.
- 48 tackles (42 solo), 1.0 sack, 4 interceptions and 13 passes defended; 1 interception return for a TD.
- His 4 interceptions were tied for 8th in the AFC and 12th in the NFL.

**VS. DENVER (12/3):** 1 tackle, 2 interceptions and 5 passes defended.

- Intercepted QB Trevor Siemian and returned it 30 yards for a TD in the 2nd quarter.
- Picked off Siemian again in the 4th quarter.
- It was the first 2 regular-season interceptions of his career.
- Was 1 of just 4 NFL players to post at least 5 passes defended in a game in the 2017 season.

**VS. NEW ENGLAND (12/11):** 2 interceptions.

- Intercepted QB Tom Brady on 3rd-and-10 in the 1st quarter.
- Picked off Brady again on 3rd-and-16 in the 3rd quarter and returned the ball 29 yards.
- Became 1st player in Dolphins history to have

multiple interceptions in consecutive games.

- Became 1st player to intercept Brady twice in the same game since Indianapolis' Mike Adams on Nov. 16, 2014.

**AT BUFFALO (12/17):** 4 solo tackles and 1 sack.

- Sacked QB Tyrod Taylor for a loss of 11 yards in the 3rd quarter, the first sack of his career.

#### HONORS:

- AFC Defensive Player of the Week (vs. New England, 12/11).

#### 2016 (MIAMI):

- Played in 7 games with 6 starts.
- Inactive for 9 games.
- 40 tackles (29 solo), 6 passes defended and 1 forced fumble.

**AT SEATTLE (9/11):** 11 tackles (6 solo).

- Started in his NFL debut.
- Became 1st Dolphins rookie to start Week 1 at cornerback since Sean Smith (2009).
- His 11 tackles were a season high.

**VS. CLEVELAND (9/25):** 6 solo tackles, 1 pass defended and 1 forced fumble.

- Forced a fumble from WR Ricardo Lewis in the 3rd quarter.

**AT N.Y. JETS (12/17):** 3 solo tackles and 3 passes defended.

#### POSTSEASON:

**AFC WILD CARD AT PITTSBURGH (1/8):** 5 tackles (3 solo), 1 interception and 2 passes defended.

- Broke up a pass intended for WR Antonio Brown on 3rd-and-10 in the 4th quarter.
- Intercepted QB Ben Roethlisberger on 3rd-and-8 and returned it 11 yards in the 4th quarter.
- Became the 2nd rookie in team history to record an interception in a playoff game (Troy Vincent, 1992).

### BEFORE THE NFL

#### COLLEGE (BAYLOR):

- 3-year letterman (2013-15) and 2-year starter.

**CAREER:** Played in 39 games with 26 starts; 98 tackles (84 solo), 1.5 sacks, 10 interceptions, 33 passes defended, 1 forced fumble and 1 fumble recovery.

- Part of the most successful 4-year span in school history, winning two conference titles (2013-14), two bowl games and compiling 40 wins.

**JUNIOR (2015):** Started all 13 games; 42 tackles (37 solo), 5 interceptions, 15 passes defended and 1 fumble recovery.

- His 5 interceptions led the team
- Consensus 1st-team All-Big 12.

**SOPHOMORE (2014):** Started all 13 games; 51 tackles (42 solo), 1.5 sacks, 4 interceptions and 13 passes defended.

- His 17 passes defended were 2nd in the Big 12 and 11th nationally.
- His 4 interceptions were tied for 3rd in the Big 12.
- Honorable mention All-Big 12.

**REDSHIRT FRESHMAN (2013):** Played all 13 games; 5 solo tackles, 1 interception, 1 pass defended and 1 forced fumble.

- Redshirted in 2012.



## HIGH SCHOOL (WHEATLEY HS – HOUSTON, TEXAS)

- Played defensive back and quarterback.
- Also participated in basketball and ran track.

**SENIOR (2011):** 32 solo tackles, 9 interceptions and 33 pass breakups.

- Returned 2 interceptions for TDs.
- 1st-team all-state

## OFF THE FIELD

### COMMUNITY:

#### 2021:

- Sponsored his 2nd annual holiday bike giveaway for youth in the Miami Gardens community.
- Hosted a Thanksgiving meal distribution at the Boys & Girls Club of Broward for 35 South Florida families.

#### 2020:

- Hosted a holiday bike giveaway for 100 Miami Gardens youth.
- Purchased food from Sunday's Eatery in Miami Gardens and distributed meals and masks to community members during the COVID-19 pandemic.

#### 2019:

- In 2019, visited Baptist Hospital to surprise kids

with holiday gifts and provided Thanksgiving meals to 20 local families in collaboration with Generational Cure, a local nonprofit dedicated to issues facing today's youth.

#### 2018:

- Hosted a youth football camp in his hometown of Houston in 2018.

#### 2017:

- Cheered on participants at the 7th annual Dolphins Cancer Challenge in February.
- Helped surprise 100 underprivileged children with their own beds from Ashley HomeStore.
- Annually participates in the AARP Foundation Million Meal Pack to pack more than 1 million meals in a single day for the South Florida senior community.
- Helped spearhead a clothing and food drive for Hurricane Harvey victims in his hometown of Houston.

### PERSONAL:

- **PRONUNCIATION:** First name is pronounced EX-ay-vee-n.
- **MAJOR:** Health, kinesiology and leisure studies.

## XAVIEN HOWARD'S NFL REGULAR SEASON STATS

YEAR	TEAM	GP	GS	TACKLES					INTERCEPTIONS					FUMBLES	
				TOT	SOLO	ASST	SK	YDS	INT	YDS	LG	TD	PD	FF	FR
2016	MIAMI	7	6	40	29	11	0.0	0.0	0	0	0	0	6	1	0
2017	MIAMI	16	16	48	42	6	1.0	11.0	4	71	30t	1	13	0	0
2018	MIAMI	12	12	35	25	10	0.0	0.0	7	52	39	0	12	0	1
2019	MIAMI	5	5	17	12	5	0.0	0.0	1	0	0	0	4	0	0
2020	MIAMI	16	16	51	40	11	0.0	0.0	10	77	29	0	20	1	0
2021	MIAMI	16	16	50	39	11	1.0	0.0	5	54	37t	1	16	2	2
2022	MIAMI	12	12	35	26	9	0.0	0.0	1	0	0	0	8	0	2
NFL TOTALS		84	83	276	213	63	2.0	11.0	28	254	39	2	79	4	5

## XAVIEN HOWARD'S NFL PLAYOFF STATS

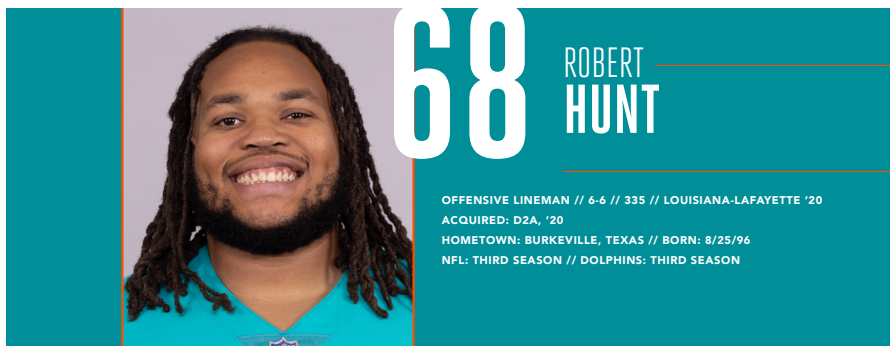
YEAR	TEAM	GP	GS	TACKLES					INTERCEPTIONS					FUMBLES	
				TOT	SOLO	ASST	SK	YDS	INT	YDS	LG	TD	PD	FF	FR
2016	MIAMI	1	1	5	3	2	0.0	0.0	1	11	11	0	2	0	0
PLAYOFF TOTALS		1	1	5	3	2	0.0	0.0	1	11	11	0	2	0	0

### ADDITIONAL STATS

**Defensive Touchdowns:** 30-yard interception return vs. Denver (12/3/17), 49-yard fumble return vs. Baltimore (11/11/21), 37-yard interception return vs. New England (1/9/22), 16-yard fumble return vs. Houston (11/27/22).

### SINGLE-GAME CAREER HIGHS

<b>Tackles:</b>	11	at Seattle, 9/11/16
<b>Sacks:</b>	1.0	Twice, last: at New Orleans, 12/27/21
<b>Interceptions:</b>	2	5 times, last: vs. Buffalo, 12/2/18
<b>Passes Defended:</b>	5	vs. Denver, 12/3/17
<b>Fumble Recoveries:</b>	1	5 times, last: vs. Houston, 11/27/22
<b>Forced Fumbles:</b>	1	4 times, last: vs. Baltimore, 11/11/21



OFFENSIVE LINEMAN // 6-6 // 335 // LOUISIANA-LAFAYETTE '20  
 ACQUIRED: D2A, '20  
 HOMETOWN: BURKEVILLE, TEXAS // BORN: 8/25/96  
 NFL: THIRD SEASON // DOLPHINS: THIRD SEASON

## NFL CAREER

### TRANSACTIONS:

- 2nd-round pick (39th overall) by Miami in the 2020 NFL Draft.

### CAREER HIGHLIGHTS:

- Played in 46 career games with 41 starts – 30 at right guard and 11 at right tackle.

### 2022 (MIAMI):

- Started 13 games at right guard.

**AT BALTIMORE (9/18):** Started at right guard.

- Helped the Dolphins overcome a 21-point fourth-quarter deficit and post 547 total yards in the win.

**AT DETROIT (10/30):** Started at right guard.

- Helped the Dolphins total 476 yards of offense in the come-from-behind victory.

**VS. CLEVELAND (11/13):** Started at right guard.

- Helped the offense total 491 yards and 39 points while not allowing QB Tua Tagovailoa to get sacked.

### 2021 (MIAMI):

- Started all 17 games at right guard.
- 1 miscellaneous fumble recovery.

**AT NEW ENGLAND (9/12):** Started at right guard.

**AT JACKSONVILLE IN LONDON (10/17):** Started at right guard.

- Protected QB Tua Tagovailoa as the team did not allow a sack.

**AT N.Y. JETS (11/21):** Started at right guard.

- Protected QB Tua Tagovailoa as the team did not allow a sack.

### 2020 (MIAMI):

- Played in all 16 games with 11 starts at right tackle.

**AT NEW ENGLAND (9/13):** Played but did not record any stats.

- Made his NFL debut.

**AT SAN FRANCISCO (10/11):** Started at right tackle.

- Protected QB Ryan Fitzpatrick who posted the 3rd-best QB rating (154.5) in team history (min. 20 att.).

- Made his 1st NFL start.

**VS. NEW ENGLAND (12/20):** Started at right tackle.

- Helped the team rush for 250 yards, which was Miami's most since Dec. 24, 2016 at Buffalo and the most allowed by New England since Nov. 24, 2013.

## BEFORE THE NFL

### COLLEGE (LOUISIANA-LAFAYETTE):

- 4-year starter (2016-19).

**CAREER:** Started 45 games.

**SENIOR (2019):** Started 7 games.

- Helped the offense rank 1st in the Sun Belt and 5th in the nation allowing just 1.07 sacks per game, and 3rd in the nation with 6.28 yards per carry.

- 1st-team All-Sun Belt.

**JUNIOR (2018):** Started all 14 games.

- 2nd-team All Sun Belt.

**SOPHOMORE (2017):** Started 11 games – 9 at left guard and 2 at left tackle.

**REDSHIRT FRESHMAN (2016):** Started all 13 games at left guard.

- Redshirted in 2015.

### HIGH SCHOOL (BURKEVILLE HS – BURKEVILLE, TEXAS)

- Also played basketball and earned 1st-team all-district honors.

**SENIOR (2014):**

- 1st-team all-district.

**JUNIOR (2013):**

- 1st-team all-district.
- Also averaged 18.9 points per game and 11.0 rebounds
- Named 1st-team all-district in basketball.

## OFF THE FIELD

### COMMUNITY:

**2021:**

- Visited his alma mater Burkeville Elementary School in Texas to surprise families with holiday gifts.

### PERSONAL:

- **MAJOR:** General studies.

## ROBERT HUNT'S NFL REGULAR SEASON STATS

GAMES/STARTS: 2020: 16/11, 2021: 17/17, 2022: 13/13

NFL TOTALS: 46/41



## NFL CAREER

### TRANSACTIONS:

- 1st-round pick (30th overall) by Miami in the 2020 NFL Draft.

### CAREER HIGHLIGHTS:

- Played in 30 career games with 4 starts.
- 22 tackles (20 solo), 1 interception, 5 passes defended and 2 fumble recoveries.
- 4 kickoff returns for 68 yards (17.0 avg.).
- 5 special teams tackles (4 solo).

### 2022 (MIAMI):

- Played in 7 games with 1 start.
- Inactive for 6 games.
- 8 tackles (7 solo), 1 interception and 3 passes defended.

**VS. MINNESOTA (10/16):** 2 passes defended.

**VS. PITTSBURGH (10/23):** 4 tackles (3 solo), 1 interception and 1 pass defended.

- Recorded his 1st career interception to clinch a Dolphins win after he picked off QB Kenny Pickett in the end zone with less than 30 seconds remaining.

### 2021 (MIAMI):

- Played in 7 games with 1 start.
- Missed 2 games on the Reserve/COVID-19 list.
- Inactive for 6 games.
- Dressed but did not play in 2 games.
- 4 solo tackles.
- 2 solo special teams tackles.

**AT LAS VEGAS (9/26):** 1 solo special teams tackle.

**AT JACKSONVILLE IN LONDON (10/17):** 4 solo tackles.

**VS. BALTIMORE (11/11):** 1 solo special teams tackle.

### 2020 (MIAMI):

- Played in all 16 games with 2 starts.
- 10 tackles (9 solo), 2 passes defended and 2 fumble recoveries.
- 4 kickoff returns for 68 yards (17.0 avg.).
- 3 special teams tackles (2 solo).

**AT NEW ENGLAND (9/13):** 2 solo tackles.

- Made his NFL debut.
- Became the youngest player to appear in a game

in Dolphins history at 20 years, 291 days old.

**VS. BUFFALO (9/20):** 4 solo tackles.

- Recovered a TE Dawson Knox fumble forced by LB Kyle Van Noy in the 1st quarter.

**AT ARIZONA (11/8):** 2 kickoff returns for 36 yards (18.0 avg.); 1 solo special teams tackle.

## BEFORE THE NFL

### COLLEGE (AUBURN):

- 3-year letterman (2017-19) and 2-year starter.
- Also lettered in track.
- Switched from wide receiver to cornerback before the 2018 season.

**CAREER:** Played in 40 games with 22 starts; 92 tackles (67 solo), 1 interception, 19 passes defended and 1 forced fumble; 6 receptions for 24 yards (4.0 avg.); 1 carry for 11 yards; 44 kickoff returns for 1,199 yards (27.3 avg.) and 2 TDs.

**JUNIOR (2019):** Started all 13 games at cornerback; 42 tackles (28 solo) and 7 passes defended; 9 kickoff returns for 317 yards (35.2 avg.) and 1 TD.

**SOPHOMORE (2018):** Played in 13 games with 9 starts at cornerback; 50 tackles (39 solo), 1 interception, 12 passes defended and 1 forced fumble; 11 kickoff returns for 311 yards (28.3 avg.) and 1 TD.

**TRUE FRESHMAN (2017):** Played in all 14 games; 6 receptions for 24 yards (4.0 avg.); 1 carry for 11 yards; 24 kickoff returns for 571 yards (23.8 avg.).

- Competed in track and field; finished 7th in the triple jump (15.24 m) and 18th in the long jump (6.72 m) at the SEC indoor championships.
- Finished 15th in the long jump (7.51 m) at the SEC outdoor championships.

### HIGH SCHOOL (HEWITT-TRUSSVILLE HS – TRUSSVILLE, ALA.)

- Played wide receiver.
- Also ran track.

**SENIOR (2016):** Caught 18 TDs.

- 1st-team all-state.

## OFF THE FIELD

### PERSONAL:

- His parents, Festus and Faith Igbinoghene, were both Olympic track athletes for Nigeria.
- **PRONUNCIATION:** Last name is pronounced

IGG-bin-AWG-guh-nee.

- **MAJOR:** Business management.

NOAH IGBINOGHENE'S NFL REGULAR SEASON STATS															
YEAR	TEAM	GP	GS	TACKLES						INTERCEPTIONS					FUMBLES
				TOT	SOLO	ASST	SK	YDS		INT	YDS	LG	TD	PD	FF FR
2020	MIAMI	16	2	10	9	1	0.0	0.0		0	0	0	0	2	0 2
2021	MIAMI	7	1	4	4	0	0.0	0.0		0	0	0	0	0	0 0
2022	MIAMI	7	1	8	7	1	0.0	0.0		1	0	0	0	3	0 0
NFL TOTALS		30	4	22	20	2	0.0	0.0		1	0	0	0	5	0 2

NOAH IGBINOGHENE'S NFL REGULAR SEASON RETURNING STATS													
YEAR	TEAM	KICKOFF RETURN					PUNT RETURN						
		KR	YDS	AVG	LG	TD	PR	FC	YDS	AVG	LG	TD	
2020	MIAMI	4	68	17.0	22	0	0	0	0	0.0	-	0	
2021	MIAMI	0	0	0.0	-	0	0	0	0	0.0	-	0	
2022	MIAMI	0	0	0.0	-	0	0	0	0	0.0	-	0	
NFL TOTALS		4	68	17.0	22	0	0	0	0	0.0	0	0	

ADDITIONAL STATS

Special Teams Tackles: 3 in 2020, 2 in 2021 for total of 5.

SINGLE-GAME CAREER HIGHS

- Tackles: 43 times, last: vs. Pittsburgh, 10/23/22
- Interceptions: 1vs. Pittsburgh, 10/23/22
- Passes Defended: 2vs. Minnesota, 10/16/22
- Fumble Recoveries: 1vs. Buffalo, 9/20/20



## NFL CAREER

### TRANSACTIONS:

- Signed by Miami on March 17, 2022.
- Signed by Oakland as an undrafted college free agent on May 3, 2019.

### CAREER HONORS:

- 2022 Art Rooney Sportsmanship Award Nominee.
- 2020 Walter Payton Man of the Year Nominee.

### CAREER HIGHLIGHTS:

- Played in 54 career games with 22 starts.
- 20 carries for 28 yards (1.4 avg.) and 1 TD.
- 42 receptions for 337 yards (8.0 avg.) and 4 TDs.
- 9 special teams tackles (6 solo).
- 1 miscellaneous tackle.
- Served as a team captain in 2021.

### 2022 (MIAMI):

- Played in 13 games with 11 starts.
- 5 carries for 6 yards (1.2 avg.) and 1 TD.
- 14 receptions for 98 yards (7.0 avg.).
- 2 solo special teams tackles.

**VS. NEW ENGLAND (9/11):** 1 carry for 2 yards; 1 reception for 8 yards.

- Made his Dolphins debut.

**AT DETROIT (10/30):** 1 carry for 1 yard and 1 TD; 1 reception for 5 yards.

- Scored his 1st career rushing TD on a 1-yard carry in the 3rd quarter.

**VS. CLEVELAND (11/13):** 4 receptions for 45 yards (11.3 avg.) and 1 TD.

- Caught a 13-yard TD pass from QB Tua Tagovailoa in the 1st quarter for his 1st TD reception of the season.

### HONORS:

- Art Rooney Sportsmanship Award Nominee.

### 2021 (LAS VEGAS):

- Played in 9 games with 3 starts.
- Missed the rest of the season after being placed on injured reserve on Nov. 20.
- 2 carries for 1 yard (0.5 avg.).
- 10 receptions for 85 yards (8.5 avg.) and 1 TD.
- 4 special teams tackles (2 solo).
- Served as a team captain.

**VS. MIAMI (9/26):** 1 carry for 0 yards; 1 reception for

1 yard and a TD.

- Caught a 1-yard TD pass from QB Derek Carr in the 2nd quarter.

**VS. PHILADELPHIA (10/24):** 1 carry for 1 yard; 1 reception for 29 yards; 1 solo special teams tackle.

**AT N.Y. GIANTS (11/7):** 3 receptions for 28 yards (9.3 avg.); 1 special teams tackle.

### 2020 (LAS VEGAS):

- Played in all 16 games with 4 starts.
- 3 carries for 4 yards (1.3 avg.).
- 12 receptions for 110 yards (9.2 avg.) and 1 TD.
- 1 solo special teams tackle.

**VS. NEW ORLEANS (9/21):** 2 receptions for 5 yards (2.5 avg.) and 1 TD.

- Caught a 3-yard TD pass from QB Derek Carr in the 2nd quarter.

**VS. BUFFALO (10/4):** 1 carry for -1 yard; 2 receptions for 29 yards (14.5 avg.).

**AT KANSAS CITY (10/11):** 2 receptions for 25 yards (12.5 avg.).

### HONORS:

- Walter Payton Man of the Year Nominee.

### 2019 (OAKLAND):

- Played in all 16 games with 4 starts.
- 10 carries for 17 yards (1.7 avg.).
- 6 receptions for 44 yards (7.3 avg.) and 1 TD.
- 2 special teams tackles (1 solo).

**VS. L.A. CHARGERS (11/7):** 1 carry for 3 yards; 1 reception for 9 yards and a TD; 1 solo special teams tackle.

- Scored on a 9-yard pass from QB Derek Carr to give Oakland a 17-14 lead in the 2nd quarter.

**AT KANSAS CITY (12/1):** 1 carry for 4 yards; 2 receptions for 13 yards (6.5 avg.).

**VS. JACKSONVILLE (12/15):** 3 receptions for 22 yards (7.3 avg.).

## BEFORE THE NFL

### COLLEGE (WISCONSIN):

- 4-year letterman (2015-18) and 1-year starter.
- Moved from linebacker to fullback early during his freshman season in 2015.

**CAREER:** Played in 51 games with 11 starts; 103 carries for 343 yards (3.3 avg.) and 17 TDs; 14

receptions for 185 yards (13.2 avg.) and 4 TDs; 4 kickoff returns for 63 yards (15.8 avg.).

**SENIOR (2018):** Played in all 13 games with 11 starts; 26 carries for 143 yards (5.5 avg.) and 6 TDs; 5 receptions for 93 yards (18.6 avg.) and 1 TD.

- Served as team a captain.

**JUNIOR (2017):** Played in all 14 games; 10 carries for 25 yards (2.5 avg.) and 3 TDs; 3 receptions for 37 yards (12.3 avg.) and 1 TD.

**SOPHOMORE (2016):** Played in all 14 games; 18 carries for 44 yards (2.4 avg.) and 2 TDs; 6 receptions for 55 yards (9.2 avg.) and 2 TDs; 2 kickoff returns for 31 yards (15.5 avg.).

**TRUE FRESHMAN (2015):** Played in 10 games; 49 carries for 131 yards (2.7 avg.) and 6 TDs; 2 kickoff returns for 32 yards (16.0 avg.).

## HIGH SCHOOL (BAY PORT HS - GREEN BAY, WIS.)

- Played quarterback and running back.
- Also lettered in wrestling and baseball.

**SENIOR (2014):** 2,324 rushing yards and 29 TDs; 1,411 passing yards and 15 TDs.

- Wisconsin Gatorade Player of the Year.
- 1st-team all-state.

**SOPHOMORE (2012):** 1,024 rushing yards and 22

TDs.

- 1st-team all-conference.

## OFF THE FIELD

### COMMUNITY:

- Established the Ingold Family Foundation with the vision to cultivate environments of inspiration and motivation.
- Serves as a national spokesperson for AdoptUSKids.
- Has served as a Mission Ambassador for Raise the Future, an organization that supports and exemplifies the mission of finding one caring adult for all youth who are currently experiencing foster care.

### 2022:

- Earned the Adoption Excellence Award from AdoptUSKids in partnership with the Children's Bureau and the Ad Council for making extraordinary strides on behalf of waiting children and youth in foster care.

### PERSONAL:

- **PRONUNCIATION:** Last name is pronounced INN-gold.

## ALEC INGOLD'S NFL REGULAR SEASON STATS

YEAR	TEAM	GP	GS	RUSHING					RECEIVING				
				ATT	YDS	AVG	LG	TD	REC	YDS	AVG	LG	TD
2019	OAKLAND	16	4	10	17	1.7	4	0	6	44	7.3	14	1
2020	LAS VEGAS	16	4	3	4	1.3	3	0	12	110	9.2	23	1
2021	LAS VEGAS	9	3	2	1	0.5	1	0	10	85	8.5	29	1
2022	MIAMI	13	11	5	6	1.2	2	1	14	98	7.0	17	1
NFL TOTALS		54	22	20	28	1.4	4	1	42	337	8.0	29	4

## ADDITIONAL STATS

**Special Teams Tackles:** (Oakland/Las Vegas) 2 in 2019, 1 in 2020, 4 in 2021, 2 in 2022 for total of 9.

**Kickoff Returns:** (Miami) 1 for 12 yards in 2022.

**Miscellaneous Tackles:** (Miami) 1 in 2022.

**Miscellaneous Fumble Recoveries:** (Oakland/Las Vegas) in 2019, 1 in 2020, 1 in 2021 for total of 3.

## SINGLE-GAME CAREER HIGHS

<b>Rushes:</b>	1	20 times, last: at Detroit, 10/30/22
<b>Rushing Yards:</b>	4	at Kansas City, 12/1/19
<b>Rushing Long:</b>	4	at Kansas City, 12/1/19
<b>Rushing TDs:</b>	1	at Detroit, 10/30/22
<b>Receptions:</b>	4	Twice, last: vs. Cleveland, 11/13/22
<b>Receiving Yards:</b>	45	vs. Cleveland, 11/13/22
<b>Receiving Long:</b>	29	vs. Philadelphia, 10/24/21
<b>Receiving TDs:</b>	1	4 times, last: vs. Cleveland, 11/13/22

## 2019 GAME-BY-GAME STATS (OAKLAND)

DATE	OPPONENT	P/S	ATT	YDS	AVG	LG	TD
09/09	DENVER	1/1	0	0	0.0	-	0
09/15	KANSAS CITY	1/0	0	0	0.0	-	0
09/22	at Minnesota	1/0	0	0	0.0	-	0
09/29	at Indianapolis	1/1	1	1	1.0	1	0
10/06	CHICAGO	1/0	1	3	3.0	3	0
10/20	at Green Bay	1/0	0	0	0.0	-	0
10/27	at Houston	1/0	1	2	2.0	2	0
11/03	DETROIT	1/0	1	2	2.0	2	0
11/07	L.A. CHARGERS	1/1	1	3	3.0	3	0
11/17	CINCINNATI	1/1	1	3	3.0	3	0
11/24	at N.Y. Jets	1/0	1	0	0.0	0	0
12/01	at Kansas City	1/0	1	4	4.0	4	0
12/08	TENNESSEE	1/0	1	-1	-1.0	-1	0
12/15	JACKSONVILLE	1/0	0	0	0.0	-	0
12/22	at L.A. Chargers	1/0	0	0	0.0	-	0
12/29	at Denver	1/0	1	0	0.0	0	0
2019 TOTALS		16/4	10	17	1.7	4	0

## 2020 GAME-BY-GAME STATS (LAS VEGAS)

DATE	OPPONENT	P/S	ATT	YDS	AVG	LG	TD
09/13	at Carolina	1/0	0	0	0.0	-	0
09/21	NEW ORLEANS	1/0	0	0	0.0	-	0
09/27	at New England	1/0	0	0	0.0	-	0
10/04	BUFFALO	1/0	1	-1	-1.0	-1	0
10/11	at Kansas City	1/1	0	0	0.0	-	0
10/25	TAMPA BAY	1/1	0	0	0.0	-	0
11/01	at Cleveland	1/0	1	3	3.0	3	0
11/08	at L.A. Chargers	1/0	0	0	0.0	-	0
11/15	DENVER	1/0	0	0	0.0	-	0
11/22	KANSAS CITY	1/0	0	0	0.0	-	0
11/29	at Atlanta	1/1	0	0	0.0	-	0
12/06	at N.Y. Jets	1/0	0	0	0.0	-	0
12/13	INDIANAPOLIS	1/1	0	0	0.0	-	0
12/17	L.A. CHARGERS	1/0	1	2	2.0	2	0
12/26	MIAMI	1/0	0	0	0.0	-	0
01/03	at Denver	1/0	0	0	0.0	-	0
<b>2020 TOTALS</b>		<b>16/4</b>	<b>3</b>	<b>4</b>	<b>1.3</b>	<b>3</b>	<b>0</b>

## 2021 GAME-BY-GAME STATS (LAS VEGAS)

DATE	OPPONENT	P/S	ATT	YDS	AVG	LG	TD
09/13	BALTIMORE	1/1	0	0	0.0	-	0
09/19	at Pittsburgh	1/0	0	0	0.0	-	0
09/26	MIAMI	1/0	1	0	0.0	0	0
10/04	at L.A. Chargers	1/0	0	0	0.0	-	0
10/10	CHICAGO	1/0	0	0	0.0	-	0
10/17	at Denver	1/1	0	0	0.0	-	0
10/24	PHILADELPHIA	1/1	1	1	1.0	1	0
11/07	at N.Y. Giants	1/0	0	0	0.0	-	0
11/14	KANSAS CITY	1/0	0	0	0.0	-	0
11/21	CINCINNATI		INJURED RESERVE				
11/25	at Dallas		INJURED RESERVE				
12/05	WASHINGTON		INJURED RESERVE				
12/12	at Kansas City		INJURED RESERVE				
12/20	at Cleveland		INJURED RESERVE				
12/26	DENVER		INJURED RESERVE				
01/02	at Indianapolis		INJURED RESERVE				
01/09	L.A. CHARGERS		INJURED RESERVE				
<b>2021 TOTALS</b>		<b>9/3</b>	<b>2</b>	<b>1</b>	<b>0.5</b>	<b>1</b>	<b>0</b>

DATE	OPPONENT	P/S	REC	YDS	AVG	LG	TD
01/15	at Cincinnati*		INJURED RESERVE				
<b>PLAYOFF TOTALS</b>		<b>0/0</b>	<b>0</b>	<b>0</b>	<b>0.0</b>	<b>-</b>	<b>0</b>

\* AFC Wild Card game

## 2022 GAME-BY-GAME STATS (MIAMI)

DATE	OPPONENT	P/S	ATT	YDS	AVG	LG	TD
09/11	NEW ENGLAND	1/1	1	2	2.0	2	0
09/18	at Baltimore	1/1	1	1	1.0	1	0
09/25	BUFFALO	1/1	1	0	0.0	0	0
09/29	at Cincinnati	1/1	0	0	0.0	-	0
10/09	at N.Y. Jets	1/1	0	0	0.0	-	0
10/16	MINNESOTA	1/1	1	2	2.0	2	0
10/23	PITTSBURGH	1/0	0	0	0.0	-	0
10/30	at Detroit	1/1	1	1	1.0	1t	1
11/06	at Chicago	1/1	0	0	0.0	-	0
11/13	CLEVELAND	1/1	0	0	0.0	-	0
11/27	HOUSTON	1/0	0	0	0.0	-	0
12/04	at San Francisco	1/1	0	0	0.0	-	0
12/11	at L.A. Chargers	1/1	0	0	0.0	-	0
12/17	at Buffalo						
12/25	GREEN BAY						
01/01	at New England						
TBD	N.Y. JETS						
<b>2022 TOTALS</b>		<b>13/11</b>	<b>5</b>	<b>6</b>	<b>1.2</b>	<b>1t</b>	<b>1</b>





## NFL CAREER

### TRANSACTIONS:

- Signed by Miami as an unrestricted free agent from Kansas City on May 18, 2022.
- Traded from Pittsburgh to Kansas City on Nov. 2, 2021.
- Signed by Pittsburgh on July 20, 2021.
- 1st-round pick (18th overall) by San Diego in the 2012 NFL Draft.

### CAREER HONORS:

- AFC Defensive Player of the Month (September 2022).
- 2019 Pro Bowl selection.
- No. 48 on the NFL Network Top 100 list in 2019.
- 2018 Pro Bowl selection.
- No. 76 on the NFL Network Top 100 list in 2018.
- 2017 Pro Bowl selection.
- AFC Defensive Player of the Month (September 2017).

### CAREER HIGHLIGHTS:

- Played in 141 career games with 106 career starts.
- 393 tackles (280 solo), 57.0 sacks, 3 interceptions, 30 passes defended, 15 forced fumbles and 9 fumble recoveries; 1 fumble returned for a TD.
- 12 special teams tackles (11 solo).
- Has started 7 playoff games.
- Is a 5-time team captain (2016-20).

### 2022 (MIAMI):

- Played in 13 games with 3 starts.
- 20 tackles (14 solo), 6.0 sacks, 1 pass defended, 1 forced fumble and 2 fumble recoveries; 1 fumble returned for a TD.

**VS. NEW ENGLAND (9/11):** 2 solo tackles and 1 fumble recovery.

- Recovered a fumble by QB Mac Jones and returned it 2 yards for a TD in the 2nd quarter.

**VS. BUFFALO (9/25):** 3 solo tackles, 2.0 sacks, 1 forced fumble and 1 fumble recovery.

- Sacked QB Josh Allen on a 3rd-and-1 near the goal line in the 1st quarter.
- Recovered a fumble by QB Josh Allen that was forced by S Jevon Holland in the 1st quarter to give Miami the ball at Buffalo's 6-yard line.
- Strip-sacked QB Josh Allen on first-and-10 in the 2nd quarter.

- Tackled WR Isaiah McKenzie in bounds with less than 15 seconds remaining, letting the clock expire to preserve the Dolphins win.

**AT CHICAGO (11/6):** 2 solo tackles and 1.0 sack.

- Sacked QB Justin Fields in the 4th quarter, putting the Bears behind the sticks and forcing a punt on a critical possession in the game.

### HONORS:

- AFC Defensive Player of the Month (September).

### 2021 (PITTSBURGH/KANSAS CITY):

- Played in 9 games with 6 starts for Kansas City.
- 15 tackles (7 solo), 1.0 sack and 1 forced fumble for Kansas City.
- Traded from Pittsburgh to Kansas City on Nov. 2.
- Played in 6 games with 1 start for Pittsburgh.
- Inactive for 2 games with Pittsburgh.
- 10 tackles (5 solo), 1.0 sack and 1 pass defended for Pittsburgh.

**VS. LAS VEGAS (9/19):** 4 tackles (1 solo) and 1.0 sack.

- Sacked QB Derek Carr for a loss of 8 yards in the 3rd quarter.

**VS. DENVER (12/5):** 3 tackles (1 solo) and 0.5 sack.

- Split a sack of QB Teddy Bridgewater with LB Willie Gay Jr. for a loss of 7 yards.

**VS. LAS VEGAS (12/12):** 1 tackle and 0.5 sack.

- Split a sack of QB Derek Carr with DT Chris Jones for a loss of 7 yards.

### POSTSEASON:

**AFC WILD CARD VS. PITTSBURGH (1/16):** 1 solo tackle.

**AFC DIVISIONAL VS. BUFFALO (1/23):** 3 tackles (2 solo), 1.0 sack and 1 forced fumble.

- Strip-sacked QB Josh Allen on 3rd-and -9 in the 2nd quarter.

**AFC CHAMPIONSHIP VS. CINCINNATI (1/30):** 1 solo tackle, 1.0 sack and 1 pass defended.

- Sacked QB Joe Burrow on 1st and goal in the 3rd quarter.

### 2020 (L. A. CHARGERS):

- Started 7 games.
- Missed 3 games after being placed on injured reserve on Sept. 26 and activated on Oct. 24.
- Missed the rest of the season after being placed on injured reserve on Nov. 27.
- 10 tackles (5 solo), 1 interception and 2 passes

defensed.

- Served as a team captain.

**AT CINCINNATI (9/13):** 2 solo tackles, 1 interception and 1 pass defended.

- Intercepted QB Joe Burrow on 1st-and-10 in the 4th quarter.

**VS. LAS VEGAS (11/8):** 5 tackles (3 solo).

**VS. N.Y. JETS (11/22):** 2 solo tackles.

## 2019 (L.A. CHARGERS):

- Started 13 games.
- Inactive for 3 games.
- 48 tackles (39 solo), 7.0 sacks, 1 interception, 5 passes defended and 1 fumble recovery.
- Served as a team captain.

**VS. GREEN BAY (11/3):** 3 tackles (2 solo) and 1.5 sacks.

- Sacked QB Aaron Rodgers for a loss of 7 yards in the 2nd quarter.
- Split a sack with of QB Aaron Rodgers with DE Joey Bosa in the 3rd quarter.

**AT OAKLAND (11/7):** 7 solo tackles, 2.0 sacks and 1 pass defended.

- Sacked QB Derek Carr for a loss of 5 yards in the 1st quarter.
- Sacked QB Derek Carr for a loss of 5 yards in the 3rd quarter.

**VS. MINNESOTA (12/15):** 4 tackles (3 solo), 1 interception and 1 pass defended.

- Intercepted QB Kirk Cousins on 2nd-and-5 in the 2nd quarter and returned it 9 yards.

## PRO BOWL:

- Selected to the Pro Bowl for the 3rd time in his career.

## HONORS:

- No. 48 on the NFL Network Top 100 list.

## 2018 (L.A. CHARGERS):

- Started all 16 games.
- 43 tackles (28 solo), 7.0 sacks, 1 interception, 3 passes defended, 1 forced fumble and 2 fumble recoveries.
- Served as a team captain.

**VS. OAKLAND (10/7):** 7 tackles (5 solo), 1.0 sack, 1 interception and 1 pass defended.

- Sacked QB Derek Carr on 3rd-and-3 in the 1st quarter.
- Intercepted QB Derek Carr on 1st-and-goal in the 3rd quarter and returned it 8 yards.

**VS. TENNESSEE (10/21):** 5 solo tackles, 1.0 sack and 2 passes defended.

- Sacked QB Marcus Mariota on 1st-and-10 in the 3rd quarter.

**VS. BALTIMORE (12/22):** 3 tackles (2 solo) and 2 fumble recoveries.

- Recovered a RB Kenneth Dixon fumble forced by DT Darius Philon and recovered his own fumble on the same play.

## POSTSEASON:

**AFC WILD CARD AT BALTIMORE (1/6):** 7 tackles (6 solo), 2.0 sacks, 1 forced fumble and 1 fumble recovery.

- Forced a RB Kenneth Dixon fumble recovered by S Adrian Phillips for no gain in the 1st quarter.

- Sacked QB Lamar Jackson on 3rd-and-11 in the 3rd quarter.

- Sacked QB Lamar Jackson on 3rd-and-11 in the 4th quarter.

- Recovered a QB Lamar Jackson fumble forced by LB Uchenna Nwosu for no gain in the 4th quarter.

**AFC DIVISIONAL AT NEW ENGLAND (1/13):** 2 solo tackles and 1 pass defended.

## PRO BOWL:

- Selected to the Pro Bowl for the 2nd time in his career.

## HONORS:

- No. 76 on the NFL Network Top 100 list.

## 2017 (L.A. CHARGERS):

- Started all 16 games.
- 56 tackles (43 solo), 10.5 sacks, 1 forced fumble, 2 fumble recoveries and 1 pass defended.
- Served as a team captain.

**VS. KANSAS CITY (9/24):** 6 solo tackles and 3.0 sacks.

- Sacked QB Alex Smith on 2nd-and-5 in the 2nd quarter for a loss of 2 yards.
- Sacked QB Alex Smith on 3rd-and-3 in the 3rd quarter for a loss of 11 yards.
- Sacked QB Alex Smith on 1st-and-10 in the 4th quarter for a loss of 5 yards.

**AT N.Y. GIANTS (10/8):** 6 tackles (4 solo), 2.0 sacks, 1 forced fumble and 1 fumble recovery.

- Sacked QB Eli Manning on 3rd-and-5 in the 3rd quarter for a loss of 13 yards.
- Strip-sacked and recovered a QB Eli Manning fumble on 3rd-and-7 in the 4th quarter.

**AT KANSAS CITY (12/16):** 5 tackles (3 solo), 1.0 sack and 1 pass defended.

- Sacked QB Alex Smith on 1st-and-10 in the 1st quarter for a loss of 8 yards.

## PRO BOWL:

- Selected to the Pro Bowl for the 1st time in his career.

## HONORS:

- AFC Defensive Player of the Month (September).

## 2016 (SAN DIEGO):

- Started all 16 games.
- 60 tackles (46 solo), 8.0 sacks, 5 passes defended and 4 forced fumbles.
- Served as a team captain.

**VS. JACKSONVILLE (9/18):** 3 solo tackles, 2.0 sacks and 1 forced fumble.

- Strip-sacked QB Blake Bortles on 3rd-and-13 in the 2nd quarter.
- Strip-sacked QB Blake Bortles and DT Corey Liuget recovered the fumble for no gain.

**AT ATLANTA (10/23):** 9 tackles (6 solo) and 1.0 sack.

- Sacked QB Matt Ryan on 2nd-and-10 in the 2nd quarter for a loss of 7 yards.

**VS. OAKLAND (12/18):** 6 tackles (5 solo), 1.0 sack, 1 pass defended and 2 forced fumbles.

- Forced RB Latavius Murray to fumble on 2nd-and-4 in the 1st quarter.
- Forced RB Latavius Murray to fumble and it was recovered by LB Kyle Emanuel for no gain in the 1st quarter.

- Sacked QB Derek Carr on 3rd-and-8 in the 4th quarter for a loss of 7 yards.

## 2015 (SAN DIEGO):

- Started all 16 games.
- 65 tackles (52 solo), 10.5 sacks, 6 passes defended, 3 forced fumbles and 1 fumble recovery.

**VS. DENVER (12/6):** 7 tackles (6 solo) and 1.0 sack.

- Sacked QB Brock Osweiler on 2nd-and-11 in the 3rd quarter for a loss of 7 yards.

**VS. MIAMI (12/20):** 6 tackles (4 solo), 2.5 sacks and 1 forced fumble.

- Strip-sacked QB Ryan Tannehill on 2nd-and-10 in the 2nd quarter.
- Split a sack of QB Ryan Tannehill with OLB Jeremiah Attaochu on 3rd-and-9 in the 3rd quarter.
- Sacked QB Ryan Tannehill on 1st-and-10 in the 3rd quarter.

**AT OAKLAND (12/24):** 6 solo tackles, 1.0 sack and 1 pass defended.

- Sacked QB Derek Carr on 3rd-and-8 for a loss of 8 yards in the 3rd quarter.

## 2014 (SAN DIEGO):

- Started 9 games.
- Missed 7 games after being placed on injured reserve on Sept. 20 and activated on Nov. 15.
- 29 tackles (21 solo) 4.0 sacks, 2 forced fumbles, 1 pass defended and 1 fumble recovery.

**VS. SEATTLE (9/14):** 5 tackles (4 solo), 1.0 sack and 1 forced fumble.

- Strip-sacked QB Russell Wilson on 2nd-and-10 in the 2nd quarter.

**VS. ST. LOUIS (11/23):** 2 solo tackles, 1 pass defended and 1 fumble recovery.

- Recovered a TE Jared Cook fumble on 3rd-and-9 in the 1st quarter for no gain.

**VS. NEW ENGLAND (12/7):** 6 tackles (5 solo) and 1.0 sack.

- Sacked QB Tom Brady on 3rd-and-1 in the 1st quarter for a loss of 7 yards.

## 2013 (SAN DIEGO):

- Played in 4 games with 1 start.
- Missed 12 games on the physically unable to perform list and was activated on Dec. 7.
- 8 tackles (4 solo), 1.0 sack and 1 forced fumble.

**VS. OAKLAND (12/22):** 3 solo tackles, 1.0 sack and 1 forced fumble.

- Strip-sacked QB Matt McGloin on 1st-and-10 in the 1st quarter.

**VS. KANSAS CITY (12/29):** 4 tackles (1 solo).

### POSTSEASON:

**AFC WILD CARD AT CINCINNATI (1/5):** 3 tackles, 1 interception and 1 pass defended.

- Intercepted QB Andy Dalton on 1st and 10 in the 4th quarter and returned it 3 yards.

**AFC DIVISIONAL AT DENVER (1/12):** 3 solo tackles.

## 2012 (SAN DIEGO):

- Played in all 16 games with 2 starts.
- 29 tackles (16 solo), 1.0 sack, 1 forced fumble and 5 passes defended.
- 12 special teams tackles (11 solo).

**AT OAKLAND (9/10):** 1 solo tackle and 1 forced fumble.

- Forced WR Rod Streater to fumble and it was recovered by LB Antwan Barnes on 3rd-and-4 in the 1st quarter.

- Made his NFL debut.

**AT CLEVELAND (10/28):** 3 solo tackles, 0.5 sack, 1 pass defended; 1 solo special teams tackle.

- Split a sack of QB Brandon Weeden with LB Shaun Phillips on 3rd-and-6 in the 4th quarter.

**VS. CINCINNATI (12/2):** 5 tackles (4 solo) and 1 pass defended; 1 solo special teams tackle.

## BEFORE THE NFL

### COLLEGE (SOUTH CAROLINA):

- 4-year letterman (2007, 09-11) and 1-year starter.
- CAREER:** Played in 52 games with 14 starts; 107 tackles (71 solo), 21.0 sacks, 2 interceptions, 6 passes defended, 1 forced fumble and 2 fumble recoveries; 2 carries for 87 yards (43.5 avg.) and 1 TD; 5 kickoff returns for 90 yards (18.0 avg.).

**SENIOR (2011):** Played in all 13 games with 12 starts; 48 tackles (31 solo), 10.0 sacks, 2 interceptions, 4 passes defended and 2 fumble recoveries returned for TDs; 2 carries for 87 yards (43.5 avg.) and 1 TD.

- 1st-team All-American.
- 1st-team All-SEC.
- His 10.0 sacks tied the school's single-season record.

**JUNIOR (2010):** Played in all 14 games with 1 start; 28 tackles (17 solo), 9.0 sacks, 1 pass defended and 1 forced fumble.

**REDSHIRT SOPHOMORE (2009):** Played in all 13 games with 1 start; 16 tackles (10 solo), 1.0 sack and 1 pass defended.

**SOPHOMORE (2008):**

- Redshirted due to injury.

**TRUE FRESHMAN (2007):** Played in all 12 games; 15 tackles (13 solo) and 1.0 sack; 5 kickoff returns for 90 yards (18.0 avg.).

## HIGH SCHOOL (RICHMOND COUNTY HS – ROCKINGHAM, N.C.)

**SENIOR (2006):** 87 tackles and 2.5 sacks.

## OFF THE FIELD

### PERSONAL:

- **MAJOR:** African-American Studies.

## MELVIN INGRAM'S NFL REGULAR SEASON STATS

YEAR	TEAM	GP	GS	TACKLES					INTERCEPTIONS					FUMBLES	
				TOT	SOLO	ASST	SK	YDS	INT	YDS	LG	TD	PD	FF	FR
2012	SAN DIEGO	16	2	29	16	13	1.0	6.0	0	0	0	0	5	1	0
2013	SAN DIEGO	4	1	8	4	4	1.0	0.0	0	0	0	0	0	1	0
2014	SAN DIEGO	9	9	29	21	8	4.0	31.0	0	0	0	0	1	2	1
2015	SAN DIEGO	16	16	65	52	13	10.5	73.5	0	0	0	0	6	3	1
2016	SAN DIEGO	16	16	60	46	14	8.0	62.0	0	0	0	0	5	4	0
2017	L.A. CHARGERS	16	16	56	43	13	10.5	87.5	0	0	0	0	1	1	2
2018	L.A. CHARGERS	16	16	43	28	15	7.0	54.5	1	8	8	0	3	1	2
2019	L.A. CHARGERS	13	13	48	39	9	7.0	42.5	1	9	9	0	5	0	1
2020	L.A. CHARGERS	7	7	10	5	5	0.0	0.0	1	0	0	0	2	0	0
2021	PITTSBURGH	6	1	10	5	5	1.0	8.0	0	0	0	0	1	0	0
	KANSAS CITY	9	6	15	7	8	1.0	7.0	0	0	0	0	0	1	0
2022	MIAMI	13	3	20	14	6	6.0	48.5	0	0	0	0	1	1	2
NFL TOTALS		141	106	393	280	113	57.0	420.5	3	17	9	0	30	15	9

## MELVIN INGRAM'S NFL PLAYOFF STATS

YEAR	TEAM	GP	GS	TACKLES					INTERCEPTIONS					FUMBLES	
				TOT	SOLO	ASST	SK	YDS	INT	YDS	LG	TD	PD	FF	FR
2013	SAN DIEGO	2	2	6	3	3	0.0	0.0	1	3	3	0	1	0	0
2018	L.A. CHARGERS	2	2	9	8	1	2.0	17.0	0	0	0	0	1	1	1
2021	KANSAS CITY	3	3	5	4	1	2.0	18.0	0	0	0	0	1	1	0
PLAYOFF TOTALS		7	7	20	15	5	4.0	35.0	1	3	3	0	3	2	1

### ADDITIONAL STATS

**Special Teams Tackles:** (L.A. Chargers) 12 in 2012.

**Defensive Touchdowns:** (L.A. Chargers) 39-yard fumble return vs. Buffalo (11/19/17), (Miami) 2-yard fumble return vs. New England (9/11/22).

### SINGLE-GAME CAREER HIGHS

<b>Tackles:</b>	9	at Atlanta, 10/23/16
<b>Sacks:</b>	3.0	vs. Kansas City, 9/24/17
<b>Interceptions:</b>	1	4 times, last: at Cincinnati, 9/13/20
<b>Passes Defensed:</b>	2	3 times, last: vs. Kansas City, 11/18/19
<b>Fumble Recoveries:</b>	2	vs. Oakland, 12/18/16
<b>Forced Fumbles:</b>	2	vs. Baltimore, 12/22/18



# JOHN JENKINS

DEFENSIVE TACKLE // 6-3 // 340 // GEORGIA '13

ACQUIRED: FA, '19

HOMETOWN: MERIDEN, CONN. // BORN: 7/11/89

NFL: 10TH SEASON // DOLPHINS: THIRD SEASON

## NFL CAREER

### TRANSACTIONS:

- Signed by Miami as an unrestricted free agent from Chicago on April 2, 2021.
- Signed by Chicago on April 28, 2020.
- Signed by Miami on Sept. 2, 2019.
- Released by the N.Y. Giants on Aug. 31, 2018.
- Signed by the N.Y. Giants on Sept. 4, 2018.
- Released by Chicago on Sept. 1, 2018.
- Signed by Chicago on Sept. 4, 2017.
- Released by Chicago on Sept. 2, 2017.
- Signed by Chicago as an unrestricted free agent from Seattle on March 17, 2017.
- Signed by Seattle on Nov. 15, 2016.
- Waived by New Orleans on Nov. 9, 2016.
- 3rd-round pick (82nd overall) by New Orleans in the 2013 NFL Draft.

### CAREER HIGHLIGHTS:

- Played in 112 career games with 30 starts.
- 206 tackles (110 solo), 2.5 sacks, 4 passes defended, 1 forced fumble and 1 fumble recovery.
- Appeared in 4 postseason games – 2 with New Orleans, 1 with Chicago and 1 with Seattle.

### 2022 (MIAMI):

- Played in 12 games.
- Inactive for 1 game.
- 14 tackles (6 solo).

**AT CINCINNATI (9/29):** 2 solo tackles.

**AT DETROIT (10/30):** 2 tackles.

**AT SAN FRANCISCO (12/4):** 3 tackles (2 solo).

### 2021 (MIAMI):

- Played in 7 games with 2 starts.
- Missed 1 game on the Reserve/COVID-19 list.
- Inactive for 9 games.
- 16 tackles (10 solo).

**AT NEW ENGLAND (9/12):** 4 solo tackles.

**AT LAS VEGAS (9/26):** 4 tackles (3 solo).

**VS. INDIANAPOLIS (10/3):** 7 tackles (2 solo).

### 2020 (CHICAGO):

- Played in 11 games.
- Inactive for 2 games.
- Activated off injured reserve on Oct. 16.
- Missed 3 games after being placed on injured

reserve on Sept. 24.

- 21 tackles (7 solo) and 1 pass defended.

**AT DETROIT (9/13):** 2 tackles (1 solo).

**AT MINNESOTA (12/20):** 4 tackles (1 solo) and 1 pass defended.

**AT JACKSONVILLE (12/27):** 3 tackles (2 solo).

### POSTSEASON:

**NFC WILD CARD AT NEW ORLEANS (1/10):** 1 solo tackle and 1 fumble recovery.

- Recovered a QB Taysom Hill fumble forced by S Tashaun Gipson in the 2nd quarter.

### 2019 (N.Y. GIANTS/MIAMI):

- Played in 16 games with 5 starts with Miami.
- 34 tackles (20 solo), 1 sack and 1 pass defended with Miami.
- Spent the offseason and training camp with the N.Y. Giants.

**VS. BALTIMORE (9/8):** 4 tackles (3 solo).

- Made his Dolphins debut.

**VS. NEW ENGLAND (9/15):** 2 solo tackles and 1 sack.

- Sacked QB Tom Brady in the 2nd quarter.

**AT CLEVELAND (11/24):** 7 tackles (4 solo).

### 2018 (N.Y. GIANTS):

- Played in 7 games.
- Inactive for 8 games.

**VS. JACKSONVILLE (9/9):** Played but did not record any stats.

- Made his N.Y. Giants debut.

### 2017 (CHICAGO):

- Played in 8 games with 1 start.
- Inactive for 8 games.
- 8 tackles (5 solo).

**AT NEW ORLEANS (10/29):** Played but did not record any stats.

- Made his Chicago debut.

### 2016 (NEW ORLEANS/SEATTLE):

- Played in 2 games with Seattle.
- Inactive for 5 games with Seattle.
- 3 tackles with Seattle.
- Signed by Seattle on Nov. 15, 2016.
- Waived by New Orleans on Nov. 9, 2016.
- Played in 7 games with 1 start for New Orleans.

- Inactive for 1 game.
  - 10 tackles (6 solo) with New Orleans.
- VS. PHILADELPHIA (11/20):** 3 tackles.
- Made his Seattle debut.

**POSTSEASON:**

**NFC WILD CARD VS. DETROIT (1/7):** 1 solo tackle.

**2015 (NEW ORLEANS):**

- Played in 14 games with 12 starts.
- Inactive for 2 games.
- 49 tackles (23 solo), 0.5 sacks, 1 pass defended, 1 forced fumble and 1 fumble recovery.

**AT INDIANAPOLIS (10/25):** 2 tackles and 0.5 sacks.

- Teamed up on a sack of QB Andrew Luck in the 3rd quarter.

**VS. TENNESSEE (11/8):** 9 tackles (2 solo).

**AT ATLANTA (1/3):** 2 tackles, 1 forced fumble and 1 fumble recovery.

- Stripped RB Devonta Freeman of the ball and recovered the fumble in the 4th quarter.

**2014 (NEW ORLEANS):**

- Played in 12 games with 4 starts.
- Inactive for 3 games.
- Missed the final game of the season after being placed on injured reserve on Dec. 27.
- 30 tackles (20 solo), 1 sack and 1 pass defended.

**AT PITTSBURGH (11/30):** 5 tackles (3 solo).

**AT CHICAGO (12/15):** 7 solo tackles and 1 sack.

- Brought down QB Jay Cutler for a 3rd-down sack in the 4th quarter.

**VS. ATLANTA (12/21):** 6 tackles (4 solo).

**2013 (NEW ORLEANS):**

- Played in all 16 games with 5 starts.
- 21 tackles (13 solo).

**VS. ATLANTA (9/8):** 2 tackles (1 solo).

- Made his NFL debut.

**AT TAMPA BAY (9/15):** 3 solo tackles.

- Made his 1st NFL start.

**VS. CAROLINA (12/8):** 4 tackles (2 solo).

**POSTSEASON:**

**NFC WILD CARD AT PHILADELPHIA (1/4):** 4 solo

tackles.

**NFC DIVISIONAL AT SEATTLE (1/11):** 1 solo tackle.

**BEFORE THE NFL**

**COLLEGE (GEORGIA):**

- 2-year starter (2011-12).
- Transferred from Gulf Coast (Miss.) Community College following his sophomore year in 2010.

**CAREER (AT GEORGIA):** Played in 27 games with 18 starts; 78 tackles (36 solo), 4 sacks, 1 interception, 2 passes defended and 1 forced fumble; 1 blocked kick.

**SENIOR (2012 AT GEORGIA):** Started 13 games; 50 tackles (22 solo), 1 sack and 1 pass defended; 1 blocked kick.

- 2nd-team All-SEC.

**JUNIOR (2011 AT GEORGIA):** Played in all 14 games with 7 starts; 28 tackles (14 solo), 3 sacks, 1 interception, 1 pass defended and 1 forced fumble.

**SOPHOMORE (2010 AT GULF COAST CC):** Played in 10 games; 41 tackles (32 solo) and 2 sacks.

**TRUE FRESHMAN (2009 AT GULF COAST CC):**

Played in 6 games; 9 tackles (7 solo) and 3 sacks.

**HIGH SCHOOL (FRANCIS T. MALONEY HS – MERIDEN, CONN.)**

- Also played on offense.

**SENIOR (2008):** Scored 4 TDs.

**OFF THE FIELD**

**COMMUNITY:**

**2021:**

- Rode in the 50-mile Dolphins Challenge Cancer bike ride.

**2019:**

- Rode in the 30-mile DCC bike ride.

**PERSONAL:**

- **MAJOR:** Human development and family science.

**JOHN JENKINS' NFL REGULAR SEASON STATS**


YEAR	TEAM	GP	GS	TACKLES					INTERCEPTIONS					FUMBLES	
				TOT	SOLO	ASST	SK	YDS	INT	YDS	LG	TD	PD	FF	FR
2013	NEW ORLEANS	16	5	21	13	8	0.0	0.0	0	0	0	0	0	0	0
2014	NEW ORLEANS	12	4	30	20	10	1.0	6.0	0	0	0	0	1	0	0
2015	NEW ORLEANS	14	12	49	23	26	0.5	2.5	0	0	0	0	1	1	1
2016	NEW ORLEANS	7	1	10	6	4	0.0	0.0	0	0	0	0	0	0	0
	SEATTLE	2	0	3	0	3	0.0	0.0	0	0	0	0	0	0	0
2017	CHICAGO	8	1	8	5	3	0.0	0.0	0	0	0	0	0	0	0
2018	N.Y. GIANTS	7	0	0	0	0	0.0	0.0	0	0	0	0	0	0	0
2019	MIAMI	16	5	34	20	14	1.0	7.0	0	0	0	0	1	0	0
2020	CHICAGO	11	0	21	7	14	0.0	0.0	0	0	0	0	1	0	0
2021	MIAMI	7	2	16	10	6	0.0	0.0	0	0	0	0	0	0	0
2022	MIAMI	12	0	14	6	8	0.0	0.0	0	0	0	0	0	0	0
<b>NFL TOTALS</b>		<b>112</b>	<b>30</b>	<b>206</b>	<b>110</b>	<b>96</b>	<b>2.5</b>	<b>15.5</b>	<b>0</b>	<b>0</b>	<b>0</b>	<b>0</b>	<b>4</b>	<b>1</b>	<b>1</b>

JOHN JENKINS' NFL PLAYOFF STATS															
YEAR	TEAM	GP	GS	TACKLES					INTERCEPTIONS					FUMBLES	
				TOT	SOLO	ASST	SK	YDS	INT	YDS	LG	TD	PD	FF	FR
2013	NEW ORLEANS	2	0	5	5	0	1.0	0.0	0	0	0	0	0	0	0
2016	SEATTLE	1	0	1	1	0	0.0	0.0	0	0	0	0	0	0	0
2020	CHICAGO	1	0	1	1	0	0.0	0.0	0	0	0	0	0	0	1
PLAYOFF TOTALS		4	0	7	7	0	1.0	0.0	0	0	0	0	0	0	1

### SINGLE-GAME CAREER HIGHS

- Tackles:** 9 vs. Tennessee, 11/8/15
- Sacks:** 1 Twice, last: vs. New England, 9/15/19
- Passes Defensed:** 1 3 times, last: at Minnesota, 12/20/20
- Forced Fumbles:** 1 at Atlanta, 1/3/16
- Fumble Recoveries:** 1 Twice, last: at New Orleans, 1/10/21 (NFC Wild Card)





65

ROBERT

JONES

OFFENSIVE LINEMAN // 6-4 // 334 // MIDDLE TENNESSEE ST. '21  
ACQUIRED: FA, '21  
HOMETOWN: CHICAGO, ILL. // BORN: 1/28/99  
NFL: SECOND SEASON // DOLPHINS: SECOND SEASON

## NFL CAREER

### TRANSACTIONS:

- Signed by Miami as an undrafted college free agent on May 13, 2021.

### CAREER HIGHLIGHTS:

- Played in 20 career games with 6 starts – 5 at left guard and 1 at right tackle.

### 2022 (MIAMI):

- Played in 12 games with 5 starts at left guard.
- Dressed but did not play 1 game.

**AT DETROIT (10/30):** Played 15 snaps at left guard.  
 • Helped the Dolphins total 476 yards of offense in the come-from-behind victory.

**AT CHICAGO (11/6):** Started at left guard.

- Made his 1st start of the season and helped the Dolphins total 35 points and 302 passing yards.

**VS. CLEVELAND (11/13):** Started at left guard.

- Helped the offense total 491 yards and 39 points while not allowing QB Tua Tagovailoa to get sacked.

### 2021 (MIAMI):

- Played in 8 games with 1 start at right tackle.
- Missed 1 game on the Reserve/COVID-19 List.
- Dressed but did not play in 8 games.

**VS. BUFFALO (9/19):** Contributed as a reserve offensive lineman.

- Made his NFL debut.

**VS. N.Y. JETS (12/19):** Played 10 snaps as an extra offensive lineman.

**VS. NEW ENGLAND (1/9):** Started at right tackle.

- Made his 1st career start.

## BEFORE THE NFL

### COLLEGE (MIDDLE TENNESSEE STATE):

- 2-year starter (2019-20).
- Transferred from Highland (Kansas) Community College following his sophomore season in 2018.

**CAREER (AT MIDDLE TENNESSEE STATE):** Played in 20 games with 18 starts at right tackle.

**SENIOR (2020 AT MIDDLE TENNESSEE STATE):**

Played in 8 games with 7 starts at right tackle;

- Honorable mention All-Conference USA

**JUNIOR (2019 AT MIDDLE TENNESSEE STATE):**

Played in all 12 games with 11 starts at right tackle.

- Honorable mention All-Conference USA.

**SOPHOMORE (2018 AT HIGHLAND CC):** Started all 10 games at left guard.

- Honorable mention all-conference.

**TRUE FRESHMAN (2017 AT HIGHLAND CC):**

Played in 8 games with 3 starts on the offensive line.

### HIGH SCHOOL (ROCKFORD EAST HS – ROCKFORD, ILL.)

- Also played defensive line.

## OFF THE FIELD

### COMMUNITY:

**2021:**

- Along with fellow Dolphins rookies, teamed up with Neighbors4Neighbors to provide South Florida families with holiday gifts.
- Selected the CHAMPS Male Mentoring Program – a youth mentorship program he participated in growing up in Chicago – for My Cause My Cleats.

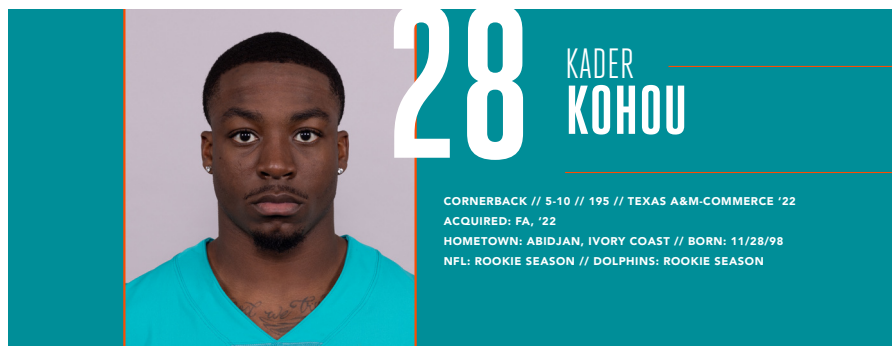
### PERSONAL:

- **MAJOR:** General studies.

## ROBERT JONES' NFL REGULAR SEASON STATS

**GAMES/STARTS:** 2021: 8/1, 2022: 12/5

**NFL TOTALS:** 20/6



## NFL CAREER

### TRANSACTIONS:

- Signed by Miami as an undrafted college free agent on May 13, 2022.

### CAREER HIGHLIGHTS:

- Played in 11 career games with 9 starts.
- 56 tackles (47 solo), 5 passes defended and 1 forced fumble.

### 2022 (MIAMI):

- Played in 11 games with 9 starts.
- Inactive for 2 games.
- 56 tackles (47 solo), 5 passes defended and 1 forced fumble.

**VS. NEW ENGLAND (9/11):** 3 solo tackles, 1 pass defended and 1 forced fumble.

- Forced a fumble by WR Nelson Agholor that was recovered by LB Jaelan Phillips in the 4th quarter.
- Deflected a pass on 4th-and-3 in the 4th quarter to force a turnover on downs.
- Became the 1st NFL undrafted rookie to force a fumble in a Week 1 game since N.Y. Giants DB Bruce Johnson (Sept. 13, 2009 vs. Was.).
- Made his NFL debut.

**VS. BUFFALO (9/25):** 6 tackles (4 solo).

- Made his 1st NFL start.

**VS. CLEVELAND (11/13):** 4 tackles (3 solo) and 3 passes defended.

- Became 1st undrafted rookie to total 3 passes defended in an NFL game since 2019 (Miami's Nik Needham).

## BEFORE THE NFL

### COLLEGE (TEXAS A&M-COMMERCE):

- 4-year letterman (2017-19, 21).

**CAREER:** Played in 44 games; 113 tackles (87 solo) 5 interceptions, 37 passes defended, 4 forced fumbles and 3 fumble recoveries; 12 kickoff

returns for 232 yards (19.3 avg.); 8 punt returns for 116 yards (14.5 avg.); 1 reception for 40 yards.

**SENIOR (2021):** Played in all 11 games; 26 tackles (21 solo) and 6 passes defended; 4 kickoff returns for 49 yards (12.3 avg.); 1 punt return for -5 yards; 1 reception for 40 yards.

- Lone Star Conference Defensive Back of the Year.
- 1st-team all-conference.
- 2020 season was canceled due the COVID-19 global pandemic.

**JUNIOR (2019):** Played in 11 games; 27 tackles (19 solo) 3 interceptions, 8 passes defended, 1 forced fumble and 2 fumble recoveries; 8 kickoff returns for 183 yards (22.9 avg.); 7 punt returns for 121 yards (17.3 avg.).

- 1st-team all-conference.

**SOPHOMORE (2018):** Played in 11 games; 45 tackles (37 solo), 2 interceptions, 18 passes defended, 3 forced fumbles and 1 fumble recovery.

- 2nd-team all-conference.

**REDSHIRT FRESHMAN (2017):** Played in 11 games; 15 tackles (10 solo) and 5 passes defended.

- Helped team win the NCAA Division II National Championship.
- Redshirted in 2016.

## HIGH SCHOOL (TRINITY HS – EULESS, TEXAS)

- Also lettered in track & field.

**SENIOR (2015):**

- 1st-team all-district.
- District champion.

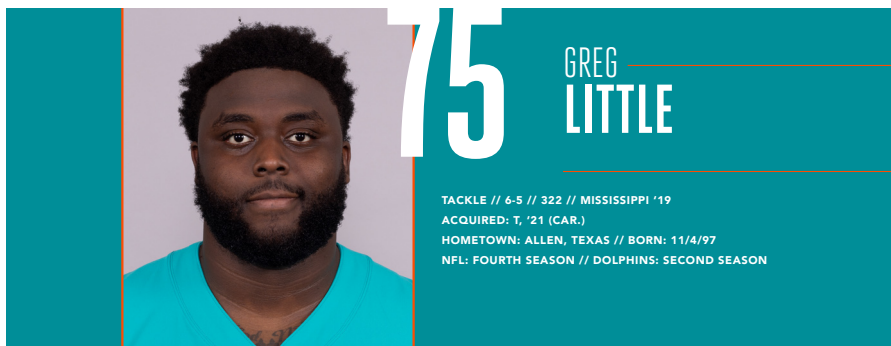
## OFF THE FIELD

### PERSONAL:

- **PRONUNCIATION:** Name is pronounced KAY-der KOH-hoo.
- **GRADUATE DEGREE:** Master's in Business Administration.
- **MAJOR:** Marketing/business.

## KADER KOHOU'S NFL REGULAR SEASON STATS

YEAR	TEAM	GP	GS	TACKLES				SK	YDS	INTERCEPTIONS					FUMBLES	
				TOT	SOLO	ASST				INT	YDS	LG	TD	PD	FF	FR
2022	MIAMI	11	9	56	47	9	0.0	0.0		0	0	0	0	5	1	0
NFL TOTALS		11	9	56	47	9	0.0	0.0		0	0	0	0	5	1	0



## NFL CAREER

### TRANSACTIONS:

- Traded from Carolina to Miami on Aug. 17, 2021.
- 2nd-round pick (37th overall) by Carolina in the 2019 NFL Draft.

### CAREER HIGHLIGHTS:

- Played in 27 games with 12 career starts – 8 at left tackle and 4 at right tackle.
- 1 miscellaneous tackle.

### 2022 (MIAMI):

- Played in 13 games with 6 starts – 4 at right tackle and 2 at left tackle.
- 1 miscellaneous tackle.

### AT BALTIMORE (9/18):

- Started at right tackle.
- Helped the Dolphins overcome a 21-point fourth-quarter deficit and post 547 total yards in the win.
- Made his 1st start with the Dolphins.

### 2021 (CAROLINA/MIAMI):

- Inactive for 10 games with Miami.
- Missed the rest of the season after being placed on injured reserve on Nov. 16.
- Traded from Carolina to Miami on Aug. 17.

### 2020 (CAROLINA):

- Played in 10 games with 3 starts at left tackle.
- Missed the rest of the season after being placed on injured reserve on Dec. 17.

### VS ARIZONA (10/4):

- Started at left tackle.
- Helped team rush for 168 yards.

### VS. ATLANTA (10/29):

- Started at left tackle.
- Helped team rush for 147 yards.

### 2019 (CAROLINA):

- Played in 4 games with 3 starts at left tackle.

### AT ARIZONA (9/22):

- Saw action at left tackle.
- Made NFL debut against his high school quarterback, Kyler Murray.
- Helped team rush for 173 yards.

### AT HOUSTON (9/29):

- Started at left tackle.
- Earned 1st career NFL start.

## BEFORE THE NFL

### COLLEGE (MISSISSIPPI):

- 3-year starter (2016-18)

### CAREER:

- Played in 36 games with 29 starts at left tackle.

- Started 29 consecutive games at left tackle to finish his collegiate career.

### JUNIOR (2018):

- Started all 12 games at left tackle.

- 2nd-team All-American.

- 1st-team All-SEC.

### SOPHOMORE (2017):

- Started all 12 games at left tackle.
- 2nd-team All-SEC.

### TRUE FRESHMAN (2016):

- Appeared in all 12 games with five starts at left tackle.

- Freshman All-American.

- 1st-team Freshman All-SEC.

## HIGH SCHOOL (ALLEN HS – ALLEN, TEXAS)

### CAREER:

- Amassed a 46-1 record as a three-year starter at left tackle.

- 1st-team all-state.

- 1st-team All-American

## OFF THE FIELD

### PERSONAL:

- **MAJOR:** Integrated Marketing Communications.
- Father, Derrick Little, was a sixth-round pick (154th overall) by Tampa Bay in the 1989 NFL Draft.

## GREG LITTLE'S NFL REGULAR SEASON STATS

**GAMES/STARTS:** (Carolina) 2019: 4/3, 2020: 10/3, (Miami) 2021: 0/0, 2022: 13/6

**NFL TOTALS:** 27/12

## ADDITIONAL STATS

**Miscellaneous Tackles:** (Miami) 1 in 2022.



84

HUNTER LONG

TIGHT END // 6-5 // 254 // BOSTON COLLEGE '21

ACQUIRED: D3, '21

HOMETOWN: EXETER, N.H. // BORN: 8/19/98

NFL: SECOND SEASON // DOLPHINS: SECOND SEASON

NFL CAREER

TRANSACTIONS:

- 3rd-round pick (81st overall) by Miami in the 2021 NFL Draft.

CAREER HIGHLIGHTS:

- Played in 12 career games with 2 starts.
- 1 reception for 8 yards.
- 1 solo special teams tackle.

2022 (MIAMI):

- Played in 5 games.
- Inactive for 8 games.
- 1 solo special teams tackle.

2021 (MIAMI):

- Played in 7 games with 2 starts.
- Inactive for 10 games.
- 1 reception for 8 yards.

**AT NEW ENGLAND (9/12):** Started at tight end and contributed on 18 offensive snaps.

- Made his NFL debut.

**VS. CAROLINA (11/28):** Played but did not record any stats.

**VS. N.Y. GIANTS (12/5):** 1 reception for 8 yards.

- Made his 1st career reception for an 8-yard gain.

BEFORE THE NFL

COLLEGE (BOSTON COLLEGE):

- 3-year letterman (2018-20) and 1-year starter.

**CAREER:** Played in 36 games with 14 starts; 89 receptions for 1,297 yards (14.6 avg.) and 9 TDs.

**JUNIOR (2020):** Started all 11 games; 57 receptions for 685 yards (12.0 avg.) and 5 TDs.

- 2nd-team All-American.
- 1st-team All-ACC.
- His 57 receptions led FBS tight ends and were 2nd in school history.

- His 685 receiving yards ranked 2nd among FBS tight ends.

**SOPHOMORE (2019):** Played in all 13 games with 3 starts; 28 receptions for 509 yards (18.2 avg.) and 2 TDs.

- 3rd-team All-ACC.

**REDSHIRT FRESHMAN (2018):** Played in all 12 games; 4 receptions for 103 yards (25.8 avg.) and 2 TDs.

- Redshirted in 2017.

HIGH SCHOOL (DEERFIELD ACADEMY – DEERFIELD, MASS.)

- Attended Deerfield Academy following high school graduation from Exeter HS (N.H.).
- Also played on the defensive line.

**POSTGRADUATE (2016 AT DEERFIELD ACADEMY):**

- 2nd-team All-Central New England.

**SENIOR (2015 AT EXETER HS):** 30 receptions for 508 yards (16.9 avg.) and 7 TDs; 2 TDs on special teams.

- 2nd-team all-state.
- 2nd-team
- All-conference.

OFF THE FIELD

COMMUNITY:

2021:

- Volunteered at the Miami Dolphins holiday event to spend time with and provide dinner and children's gifts for South Florida families.
- Volunteered at the Miami Dolphins Food Relief Program Thanksgiving meal distribution with Feeding South Florida to provide 1,000 meal boxes to South Florida families.

PERSONAL:

- **MAJOR:** Computer science.

HUNTER LONG'S NFL REGULAR SEASON STATS													
YEAR	TEAM	GP	GS	RECEIVING					RUSHING				
				REC	YDS	AVG	LG	TD	ATT	YDS	AVG	LG	TD
2021	MIAMI	7	2	1	8	8.0	8	0	0	0	0.0	0	0
2022	MIAMI	5	0	0	0	0.0	0	0	0	0	0.0	0	0
NFL TOTALS		12	2	1	8	8.0	8	0	0	0	0.0	0	0

## ADDITIONAL STATS

Special Teams Tackles: 1 in 2022.

## 2021 GAME-BY-GAME STATS (MIAMI)

DATE	OPPONENT	P/S	REC	YDS	AVG	LG	TD
09/12	at New England	1/1	0	0	0.0	-	0
09/19	BUFFALO						
09/26	at Las Vegas	1/0	0	0	0.0	-	0
10/03	INDIANAPOLIS						
10/10	at Tampa Bay						
10/17	at Jacksonville	1/0	0	0	0.0	-	0
10/24	ATLANTA						
10/31	at Buffalo						
11/07	HOUSTON						
11/11	BALTIMORE						
11/21	at N.Y. Jets						
11/28	CAROLINA	1/0	0	0	0.0	-	0
12/05	N.Y. GIANTS	1/1	1	8	8.0	8	0
12/19	N.Y. JETS	1/0	0	0	0.0	-	0
12/27	at New Orleans	1/0	0	0	0.0	-	0
01/02	at Tennessee						
01/09	NEW ENGLAND						
<b>2021 TOTALS</b>		<b>7/2</b>	<b>1</b>	<b>8</b>	<b>8.0</b>	<b>8</b>	<b>0</b>

## 2022 GAME-BY-GAME STATS (MIAMI)

DATE	OPPONENT	P/S	REC	YDS	AVG	LG	TD
09/11	NEW ENGLAND	1/0	0	0	0.0	-	0
09/18	at Baltimore						
09/25	BUFFALO						
09/29	at Cincinnati						
10/09	at N.Y. Jets						
10/16	MINNESOTA	1/0	0	0	0.0	-	0
10/23	PITTSBURGH	1/0	0	0	0.0	-	0
10/30	at Detroit	1/0	0	0	0.0	-	0
11/06	at Chicago	1/0	0	0	0.0	-	0
11/13	CLEVELAND						
11/27	HOUSTON						
12/04	at San Francisco						
12/11	at L.A. Chargers						
12/17	at Buffalo						
12/25	GREEN BAY						
01/01	at New England						
TBD	N.Y. JETS						
<b>2022 TOTALS</b>		<b>5/0</b>	<b>0</b>	<b>0</b>	<b>0.0</b>	<b>-</b>	<b>0</b>



32

VERONE  
MCKINLEY III

SAFETY // 5-10 // 195 // OREGON '22  
 ACQUIRED: FA, '22  
 HOMETOWN: CARROLLTON, TEXAS // BORN: 6/29/99  
 NFL: ROOKIE SEASON // DOLPHINS: ROOKIE SEASON

NFL CAREER

TRANSACTIONS:

- Signed to Miami's active roster on Nov. 12, 2022.
- Signed to Miami's practice squad on Sept. 1, 2022.
- Waived by Miami on Aug. 30, 2022.
- Signed by Miami as an undrafted college free agent on May 13, 2022.

CAREER HIGHLIGHTS:

- Played in 6 career games with 1 start.
- 9 tackles (7 solo), 1 interception, 1 pass defended.

2022 (MIAMI):

- Played in 6 games with 1 start.
- 9 tackles (7 solo), 1 interception, 1 pass defended.

VS. PITTSBURGH (10/23): 1 solo tackle.

- Made his NFL debut.

AT DETROIT (10/30): 1 solo tackle.

- Made his 1st NFL start.

VS. HOUSTON (11/27): 1 solo tackle, 1 interception and 1 pass defended.

- Intercepted QB Kyle Allen in the 4th quarter to seal the victory and record his 1st career interception.

BEFORE THE NFL

COLLEGE (OREGON):

- 3-year starter (2019-21).

CAREER: Played in 38 games with 31 starts; 167 tackles (97 solo), 11 interceptions, 21 passes defended, 2 forced fumbles and 1 fumble

recovery.

JUNIOR (2021): Started all 14 games; 77 tackles (44 solo), 6 interceptions, 12 passes defended and 1 forced fumble.

- 1st-team All-American.
- 1st-team All-Pac-12.
- His 6 interceptions tied for the most in the FBS.

SOPHOMORE (2020): Played in all 7 games with 6 starts; 41 tackles (21 solo), 1 interception, 3 passes defended, 1 fumble recovery and 1 forced fumble.

REDSHIRT FRESHMAN (2019): Played in all 14 games with 11 starts; 46 tackles (29 solo), 4 interceptions and 6 passes defended.

- Freshman All-American.
- His 4 interceptions were the most in the Pac-12.

TRUE FRESHMAN (2018): Played in 3 games; 3 solo tackles.

- Awarded a redshirt season.

HIGH SCHOOL (HEBRON HS – CARROLLTON, TEXAS)

SENIOR (2017): 50 tackles, 5 interceptions and 1 forced fumble.

- 1st-team All-District.

JUNIOR (2016): 38 tackles, 4 interceptions, 14 passes defended and 2 fumble recoveries.


- 1st-team All-District.

OFF THE FIELD

PERSONAL:

- **PRONUNCIATION:** First name is pronounced vuh-rone.
- **MAJOR:** Political science with a minor in media studies.

VERONE MCKINLEY III'S NFL REGULAR SEASON STATS															
YEAR	TEAM	GP	GS	TACKLES					INTERCEPTIONS					FUMBLES	
				TOT	SOLO	ASST	SK	YDS	INT	YDS	LG	TD	PD	FF	FR
2022	MIAMI	6	1	9	7	2	0.0	0.0	1	17	17	0	1	0	0
	NFL TOTALS	6	1	9	7	2	0.0	0.0	1	17	17	0	1	0	0



4

THOMAS





MORSTEAD

PUNTER // 6-4 // 225 // SMU '09

ACQUIRED: UFA, '22 (ATL.)

HOMETOWN: PEARLAND, TEXAS. // BORN: 3/8/86

NFL: 14TH SEASON // DOLPHINS: FIRST SEASON

## NFL CAREER

### TRANSACTIONS:

- Signed by Miami as an unrestricted free agent from Atlanta on April 8, 2022.
- Signed by Atlanta on Nov. 24, 2021.
- Released by the N.Y. Jets on Nov. 8, 2021.
- Signed by the N.Y. Jets on Sept. 15, 2021.
- Released by New Orleans on March 4, 2021.
- 5th-round pick (164th overall) by New Orleans in the 2009 NFL Draft.

### CAREER HONORS:

- NFC Special Teams Player of the Month (December 2021).
- NFC Special Teams Player of the Week (at Jacksonville, 11/28/21).
- NFC Special Teams Player of the Week (vs. Tampa Bay, 9/13/20).
- NFC Special Teams Player of the Week (at Jacksonville, 10/13/19).
- NFC Special Teams Player of the Month (September 2019).
- NFC Special Teams Player of the Week (at Seattle, 9/22/19).
- 2018 PFF Special Teams Player of the Year.
- 2014 Walter Payton Man of the Year nominee.
- 2012 Pro Bowl selection.
- 2012 2nd-team All-Pro.
- NFC Special Teams Player of the Week (at Carolina, 1/3/10).
- NFC Special Teams Player of the Week (at Tampa Bay, 11/22/09).

### CAREER HIGHLIGHTS:

- Played in 217 career games.
- 785 punts for 36,558 yards (46.6 avg.) and a 41.5 net average.
- 15 special teams tackles (14 solo).
- Appeared in 15 postseason games with New Orleans.
- Won Super Bowl XLIV with New Orleans.
- Is a 7-time team captain (2014-20).

- His 41.5 career net avg. is 5th-best in NFL history:

HIGHEST CAREER NET PUNT AVERAGE (min. 250 punts)		
PLAYER (TEAM)	YRS	AVG
1 Logan Cooke (Jax.)	2018-22	43.2
2 Johnny Hekker (STL/LAR/Car.)	2012-22	43.0
3 Michael Dickson (Sea.)	2018-22	42.6
4 Cameron Johnston (Phi./Hou.)	2018-22	42.0
5 <b>T. MORSTEAD (NO/NYJ/ATL./MIA.)</b>	<b>2009-22</b>	<b>41.5</b>

### 2022 (MIAMI):

- Played in 13 games.
- 48 punts for 2,245 yards (46.8 avg.) and a 10.3 net average.
- 4 special teams tackles (3 solo).

**VS. NEW ENGLAND (9/11):** 4 punts for 183 yards (45.8 avg.) and a 42.8 net average.

- Pinned 3 of his 4 punts inside the 20.

**VS. PITTSBURGH (10/23):** 4 punts for 183 yards

(45.8 avg.) and a 42.8 net average.

- Pinned 4 of his 6 punts inside the 20.

**AT L.A. CHARGERS (12/11):** 7 punts for 327 yards (46.7 avg.) and a 43.4 net average.

- Pinned 4 of his 7 punts inside the 20.

### 2021 (ATLANTA/N.Y. JETS):

- Played in 7 games with Atlanta.
- 22 punts for 1,015 yards (46.1 avg.) and a 41.0 net average with Atlanta.
- Signed by Atlanta on Nov. 24.
- Released by the N.Y. Jets on Nov. 8.
- Played in 7 games with the N.Y. Jets.
- 23 punts for 1,108 yards (48.2 avg.) and a 43.0 net average with the N.Y. Jets.

**AT DENVER (9/26):** 6 punts for 280 yards (46.7 avg.) and a 44.0 net average.

**AT CAROLINA (12/12):** 2 punts for 110 yards (55.0 avg.) and a 55.0 net average.

**VS. DETROIT (12/26):** 2 punts for 115 yards (57.5 avg.) and a 48.0 net average.

### HONORS:

- NFC Special Teams Player of the Month (December).
- NFC Special Teams Player of the Week (at Jacksonville, 11/28/21).

### 2020 (NEW ORLEANS):

- Played in all 16 games.



- 62 punts for 2,674 yards (43.1 avg.) and a 41.7 net average.
- Served as a team captain.

**VS. TAMPA BAY (9/13):** 6 punts for 264 yards (44.0 avg.) and a 44.0 net average.

- Pinned 5 punts inside the 20.

**AT PHILADELPHIA (12/13):** 4 punts for 211 yards (52.8 avg.) and a 45.5 net average.

**VS. KANSAS CITY (12/20):** 8 punts for 378 yards (47.3 avg.) and a 49.1 net average.

#### POSTSEASON:

**NFC WILD CARD VS. CHICAGO (1/10):** 3 punts for 106 yards (35.3 avg.) and a 35.3 net average.

**NFC DIVISIONAL VS. TAMPA BAY (1/17):** 2 punts for 94 yards (47.0 avg.) and a 40.5 net average.

#### HONORS:

- NFC Special Teams Player of the Week (vs. Tampa Bay, 9/13).

### 2019 (NEW ORLEANS):

- Played in all 16 games.
- 60 punts for 2,770 yards (46.2 avg.) and a 43.1 net average.
- His 30 punts inside the 20 were tied for 9th in the NFL.
- His 43.1 net average ranked 5th in the NFL.
- Served as a team captain.

**AT SEATTLE (9/22):** 6 punts for 324 yards (54.0 avg.) and a 52.0 net average.

- Pinned 4 punts inside the 20.

**AT JACKSONVILLE (10/13):** 6 punts for 251 yards (41.8 avg.) and a 41.8 net average.

- Pinned 5 punts inside the 20.

**AT ATLANTA (11/28):** 4 punts for 194 yards (48.5 avg.) and a 48.5 net average.

#### POSTSEASON:

**NFC WILD CARD VS. MINNESOTA (1/5):** 5 punts for 229 yards (45.8 avg.) and a 42.4 net average.

#### HONORS:

- NFC Special Teams Player of the Week (at Chicago, 10/20).
- NFC Special Teams Player of the Month (September).
- NFC Special Teams Player of the Week (at Seattle, 9/22).

### 2018 (NEW ORLEANS):

- Played in all 16 games.
- 43 punts for 1,996 yards (46.4 avg.) and a 43.2 net average.
- His 43.2 net average led the NFL.
- Served as a team captain.

**VS. TAMPA BAY (9/9):** 3 punts for 156 yards (52.0 avg.) and a 45.7 net average.

**AT ATLANTA (9/23):** 4 punts for 202 yards (50.5 avg.) and a 42.5 net average.

**VS. PHILADELPHIA (11/18):** 2 punts for 99 yards (49.5 avg.) and a 50.5 net average.

#### POSTSEASON:

**NFC DIVISIONAL VS. PHILADELPHIA (1/13):** 3 punts for 134 yards (44.7 avg.) and a 44.7 net average.

**NFC CHAMPIONSHIP VS. L.A. RAMS (1/20):** 4 punts for 171 yards (42.8 avg.) and a 42.8 net average.

#### HONORS:

- PFF Special Teams Player of the Year.

### 2017 (NEW ORLEANS):

- Played in all 16 games.
- 60 punts for 2,822 yards (47.0 avg.) and a 42.2 net average.
- His 42.2 net punting average was 6th in the NFL.
- Served as a team captain.

**AT MINNESOTA (9/11):** 3 punts for 171 yards (57.0 avg.) and a 53.3 net average.

**AT L.A. RAMS (11/26):** 7 punts for 371 yards (53.0 avg.) and a 44.6 net average.

- Pinned 2 punts inside the 20.

**AT TAMPA BAY (12/31):** 4 punts for 185 yards (46.3 avg.) and a 46.3 net average.

- Pinned 3 punts inside the 20.

#### POSTSEASON:

**NFC WILD CARD VS. CAROLINA (1/7):** 4 punts for 183 yards (45.8 avg.) and a 43.0 net average.

**NFC DIVISIONAL AT MINNESOTA (1/14):** 4 punts for 192 yards (48.0 avg.) and a 38.3 net average.

### 2016 (NEW ORLEANS):

- Played in all 16 games.
- 57 punts for 2,751 yards (48.3 avg.) and a 42.4 net average.
- 1 solo special teams tackle.
- His 42.4 net punting average was 5th in the NFL.
- Served as a team captain.

**AT SAN DIEGO (10/2):** 5 punts for 256 yards (51.2 avg.) and a 45.2 net average.

**AT KANSAS CITY (10/23):** 4 punts for 193 yards (48.3 avg.) and a 48.3 net average.

- Pinned 4 punts inside the 20.

**AT TAMPA BAY (12/11):** 4 punts for 205 yards (51.3 avg.) and a 47.5 net average.

### 2015 (NEW ORLEANS):

- Played in 14 games.
- Inactive for 2 games.
- 56 punts for 2,551 yards (45.6 avg.) and a 40.7 net average.
- 1 solo special teams tackle.
- Served as a team captain.

**AT CAROLINA (9/27):** 2 punts for 92 yards (46.0 avg.) and a 46.0 net average.

- Pinned both of his punts inside the 20.

**AT INDIANAPOLIS (10/25):** 10 punts for 487 yards (48.7 avg.) and a 42.9 net average.

- Pinned 5 punts inside the 20.

**AT ATLANTA (1/3):** 2 punts for 105 yards (52.5 avg.) and a 52.5 net average.

### 2014 (NEW ORLEANS):

- Played in all 16 games.
- 58 punts for 2,690 yards (46.4 avg.) and a 42.9 net average.
- His 42.9 net punting average was 2nd in the NFL.
- Served as a team captain.

**AT ATLANTA (9/7):** 2 punts for 101 yards (50.5 avg.) and a 50.0 net average.

- Pinned both of his punts inside the 20.

**VS. BALTIMORE (11/24):** 3 punts for 146 yards (48.7

avg.) and a 48.7 net average.

**VS. ATLANTA (12/21):** 4 punts for 200 yards (50.0 avg.) and a 49.5 net average.

**HONORS:**

- Walter Payton Man of the Year nominee.

**2013 (NEW ORLEANS):**

- Played in all 16 games.
- 61 punts for 2,859 yards (46.9 avg.) and a 42.3 net average.
- 2 solo special teams tackles.
- His 42.3 net average ranked 3rd in the NFL.

**AT TAMPA BAY (9/15):** 4 punts for 175 yards (43.8 avg.) and a 43.8 net average.

- Pinned all 4 of his punts inside the 20.

**VS. MIAMI (9/30):** 3 punts for 142 yards (47.3 avg.) and a 45.7 net average.

**AT ST. LOUIS (12/15):** 2 punts for 107 yards (53.5 avg.) and a 50.0 net average.

**POSTSEASON:**

**NFC WILD CARD AT PHILADELPHIA (1/4):** 3 punts for 105 yards (35.0 avg.) and a 25.3 net average.

**NFC DIVISIONAL AT SEATTLE (1/11):** 4 punts for 155 yards (38.8 avg.) and a 37.5 net average.

**2012 (NEW ORLEANS):**

- Played in all 16 games.
- 74 punts for 3,707 yards (50.1 avg.) and a 43.2 net average.
- 3 solo special teams tackles.
- His 43.2 net average ranked 2nd in the NFL.

**VS. WASHINGTON (9/9):** 5 punts for 278 yards (55.6 avg.) and a 48.8 net average.

**AT DENVER (10/28):** 8 punts for 413 yards (51.6 avg.) and a 46.3 net average.

- Pinned 4 punts inside the 20.

**VS. ATLANTA (11/11):** 5 punts for 250 yards (50.0 avg.) and a 48.2 net average.

**PRO BOWL:**

- Selected to start the Pro Bowl for the 1st time in his career.

**HONORS:**

- 2nd-team All-Pro.

**2011 (NEW ORLEANS):**

- Played in all 16 games.
- 46 punts for 2,224 yards (48.3 avg.) and a 43.1 net average.
- His 43.1 net average ranked 2nd in the NFL.

**VS. CHICAGO (9/18):** 5 punts for 229 yards (45.8 avg.) and a 46.6 net average.

**AT TAMPA BAY (10/16):** 4 punts for 220 yards (55.0 avg.) and a 49.0 net average.

**AT TENNESSEE (12/11):** 5 punts for 249 yards (49.8 avg.) and a 43.0 net average.

**POSTSEASON:**

**NFC WILD CARD VS. DETROIT (1/7):** Played but did not record any stats.

**NFC DIVISIONAL AT SAN FRANCISCO (1/14):** 5 punts for 227 yards (45.4 avg.) and a 39.6 net average.

**2010 (NEW ORLEANS):**

- Played in all 16 games.

- 57 punts for 2,618 yards (45.9 avg.) and a 38.4 net average.

- 1 solo special teams tackle.

**VS. MINNESOTA (9/9):** 5 punts for 216 yards (43.2 avg.) and a 42.8 net average.

**AT SAN FRANCISCO (9/20):** 6 punts for 280 yards (46.7 avg.) and a 41.8 net average.

- Pinned 4 punts inside the 20.

**AT DALLAS (11/25):** 2 punts for 120 yards (60.0 avg.) and a 53.5 net average.

**POSTSEASON:**

**NFC WILD CARD AT SEATTLE (1/8):** 4 punts for 191 yards (47.8 avg.) and a 44.8 net average.

**2009 (NEW ORLEANS):**

- Played in all 16 games.
- 58 punts for 2,528 yards (43.6 avg.) and a 36.0 net average.

**VS. DETROIT (9/13):** 2 punts for 96 yards (48.0 avg.) and a 20.5 net average.

- Made his NFL debut.

**AT TAMPA BAY (11/22):** 4 punts for 195 yards (48.8 avg.) and a 46.0 net average.

**AT CAROLINA (1/3):** 9 punts for 417 yards (46.3 avg.) and a 42.3 net average.

- Pinned 7 punts inside the 20.

**POSTSEASON:**

**NFC DIVISIONAL VS. ARIZONA (1/16):** 4 punts for 171 yards (42.8 avg.) and a 37.8 net average.

**NFC CHAMPIONSHIP VS. MINNESOTA (1/24):** 7 punts for 359 yards (51.3 avg.) and a 49.1 net average.

- Pinned 4 punts inside the 20.

**SUPER BOWL XLIV AT INDIANAPOLIS (2/7):** 2 punts for 88 yards (44.0 avg.) and a 44.0 net average.

- Successfully executed an onside kick at the start of the 2nd half that was recovered by New Orleans and led to a TD.

**HONORS:**

- NFC Special Teams Player of the Week (at Tampa Bay, 11/22).
- NFC Special Teams Player of the Week (at Carolina, 1/3).

**BEFORE THE NFL**

**COLLEGE (SOUTHERN METHODIST):**

- 4-year letterman (2005-08).

**CAREER:** Played in 36 games; 166 punts for 7,201 yards (43.4 avg.); 37-for-53 (69.8 pct.) field goals and 106-of-108 PATs (98.1 pct.).

- His 217 career points were 5th in school history.

**SENIOR (2008):** Played in all 12 games; 59 punts for 2,465 yards (41.8 avg.); 11-of-15 (73.3 pct.) field goals and 29-of-30 (96.7 pct.) PATs.

- Honorable mention All-CUSA.

**JUNIOR (2007):** Played in all 12 games; 57 punts for 2,545 yards (44.6 avg.); 13-of-20 (65.0 pct.) field goals and 43-of-43 (100 pct.) PATs.

- 1st-team All-CUSA.

**SOPHOMORE (2006):** Played in all 12 games; 50 punts for 2,191 yards (43.8 avg.); 13-of-18 (72.2 pct.) and 34-of-35 (97.1 pct.) PATs.

**REDSHIRT FRESHMAN (2005):** Did not play.

- Redshirted in 2004.

- Brazoria County Special Teams MVP

## HIGH SCHOOL (PEARLAND HIGH SCHOOL - PEARLAND, TEXAS)

- Also lettered in soccer.

### SENIOR (2005):

- 2nd-team all-district

## OFF THE FIELD

### PERSONAL:

- **MAJOR:** Mechanical engineering with a specialization in biomedical.

### THOMAS MORSTEAD'S NFL REGULAR SEASON STATS

YEAR	TEAM	GP	PUNT	YDS	AVG	LG	OPP RET YDS	NET AVG	TB	IN 20
2009	NEW ORLEANS	16	58	2528	43.6	60	358	36.0	4	18
2010	NEW ORLEANS	16	57	2618	45.9	64	310	38.4	6	21
2011	NEW ORLEANS	16	46	2224	48.3	64	118	43.1	4	13
2012	NEW ORLEANS	16	74	3707	50.1	70	391	43.2	6	20
2013	NEW ORLEANS	16	61	2859	46.9	61	180	42.3	5	25
2014	NEW ORLEANS	16	58	2690	46.4	63	99	42.9	5	19
2015	NEW ORLEANS	14	56	2551	45.6	58	194	40.7	4	20
2016	NEW ORLEANS	16	57	2751	48.3	66	237	42.4	5	22
2017	NEW ORLEANS	16	60	2822	47.0	68	249	42.2	2	26
2018	NEW ORLEANS	16	43	1996	46.4	60	60	43.2	4	15
2019	NEW ORLEANS	16	60	2770	46.2	64	166	43.1	1	29
2020	NEW ORLEANS	16	62	2674	43.1	58	46	41.7	2	23
2021	N.Y. JETS	7	23	1108	48.2	59	119	43.0	0	7
	ATLANTA	7	22	1015	46.1	64	72	41.0	2	11
2022	MIAMI	13	48	2245	46.8	66	271	40.3	2	18
<b>NFL TOTALS</b>		<b>217</b>	<b>785</b>	<b>36558</b>	<b>46.6</b>	<b>70</b>	<b>2870</b>	<b>41.5</b>	<b>52</b>	<b>287</b>

### THOMAS MORSTEAD'S NFL PLAYOFF STATS

YEAR	TEAM	GP	PUNT	YDS	AVG	LG	OPP RET YDS	NET AVG	TB	IN 20
2009	NEW ORLEANS	3	13	618	47.5	66	15	44.8	1	6
2010	NEW ORLEANS	1	4	191	47.8	55	12	44.8	0	0
2011	NEW ORLEANS	2	5	227	45.4	60	29	39.6	0	2
2013	NEW ORLEANS	2	7	260	37.1	55	34	32.3	0	3
2017	NEW ORLEANS	2	8	375	46.9	57	30	40.6	1	2
2018	NEW ORLEANS	2	7	305	43.6	50	0	43.6	0	2
2019	NEW ORLEANS	1	5	229	45.8	50	17	42.4	0	1
2020	NEW ORLEANS	2	5	200	40.0	55	13	37.4	0	3
<b>PLAYOFF TOTALS</b>		<b>15</b>	<b>54</b>	<b>2405</b>	<b>44.5</b>	<b>66</b>	<b>150</b>	<b>41.0</b>	<b>2</b>	<b>19</b>

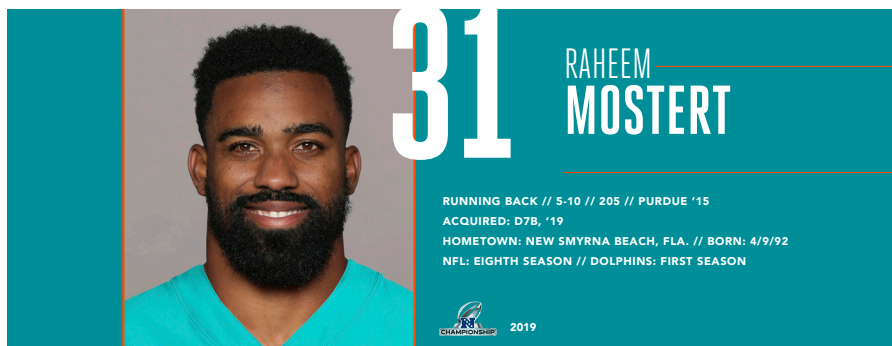
### ADDITIONAL STATS

**Special Teams Tackles:** (New Orleans) 1 in 2009, 1 in 2010, 3 in 2012, 2 in 2013, 2 in 2014, 1 in 2015, 1 in 2016, (Miami) 4 in 2022 for total of 15 (P-1).

**Successful Onside Kicks:** (New Orleans) 1 in 2013 (P-1).

### SINGLE-GAME CAREER HIGHS

**Punts:** 10 at Indianapolis, 10/25/15  
**Punt Yards:** 487 at Indianapolis, 10/25/15  
**Punts Inside the 20:** 7 at Carolina, 1/3/10  
**Longest Punt:** 70 vs. Kansas City, 9/23/12



## NFL CAREER

### TRANSACTIONS:

- Signed by Miami as an unrestricted free agent from San Francisco on March 17, 2022.
- Signed to San Francisco's active roster on Dec. 31, 2016.
- Signed to San Francisco's practice squad on Nov. 28, 2016.
- Released from Chicago's practice squad on Oct. 21, 2016.
- Signed to Chicago's practice squad on Oct. 4, 2016.
- Waived by Chicago on Oct. 3, 2016.
- Signed to Chicago's active roster on Sept. 21, 2016.
- Signed to Chicago's practice squad on Sept. 13, 2016.
- Released from the N.Y. Jets' practice squad on Sept. 12, 2016.
- Signed to the N.Y. Jets' practice squad on Sept. 6, 2016.
- Waived by Cleveland on Sept. 4, 2016.
- Awarded off waivers to Cleveland on Dec. 16, 2015.
- Waived by Baltimore on Dec. 15, 2015.
- Awarded off waivers to Baltimore on Oct. 14, 2015.
- Waived by Miami on Oct. 13, 2015.
- Signed by Miami off Philadelphia's practice squad on Sept. 15, 2015.
- Signed to Philadelphia's practice squad on Sept. 6, 2015.
- Waived by Philadelphia on Sept. 5, 2015.
- Signed by Philadelphia as an undrafted college free agent on May 2, 2015.

### CAREER HIGHLIGHTS:

- Played in 71 career games with 19 starts.
- 420 carries for 2,220 yards (5.3 avg.) and 14 TDs.
- 54 receptions for 487 yards (9.0 avg.) and 4 TDs.
- 41 kickoff returns for 929 yards (22.7 avg.).
- 26 special teams tackles (23 solo).
- His 220 rushing yards in the 2019 NFC Championship (1/19/20) vs. Green Bay were the 2nd-most rushing yards and rushing TDs in a playoff game in NFL history:

### MOST RUSHING YARDS IN A PLAYOFF GAME

PLAYER	TM	DATE, OPP	ATT	YDS
1. Eric Dickerson	LAR	1/4/86, Dal.	34	248
2. <b>RAHEEM MOSTERT</b>	SF	1/19/20, GB	29	220
3. Lamar Smith	Mia.	12/30/00, Ind.	40	209
4. Keith Lincoln	SD	1/5/64, Bos.	13	206
5. Timmy Smith	Was.	1/31/88, Den.	22	204

### 2022 (MIAMI):

- Played in 12 games with 10 starts.
- Inactive for 1 game.
- 136 carries for 610 yards (4.5 avg.) and 3 TDs.
- 18 receptions for 126 yards (7.0 avg.) and 1 TD.
- 15 kickoff returns for 281 yards (18.7 avg.).

**AT N.Y. JETS (10/9):** 18 carries for 113 yards (6.3 avg.) and 1 TD; 1 reception for 9 yards.

- Topped 100 rushing yards for just the 2nd time in the regular season in his career.
- Scored on a 12-yard run with 9:55 left in the 2nd quarter to put Miami on the board.

**VS. PITTSBURGH (10/23):** 16 carries for 79 yards (4.9 avg.); 4 receptions for 30 yards (7.5 avg.) and 1 TD.

- Caught a 8-yard TD pass from QB Tua Tagovailoa on the opening drive of the game.

**VS. CLEVELAND (11/13):** 8 carries for 65 yards (8.1 avg.) and 1 TD; 4 receptions for 22 yards (5.5 avg.).

- Scored on a 24-yard TD run in the 3rd quarter.

### 2021 (SAN FRANCISCO):

- Played in 1 game.
- Missed 16 games after being placed on injured reserve on Sept. 13.
- 2 carries for 20 yards (10.0 avg.).

**AT DETROIT (9/12):** 2 carries for 20 yards (10.0 avg.).

### 2020 (SAN FRANCISCO):

- Started 8 games.
- Inactive for 2 games.
- Missed 6 games with 2 stints on injured reserve.
- 104 carries for 521 yards (5.0 avg.) and 2 TDs.
- 16 receptions for 156 yards (9.8 avg.) and 1 TD.

**VS. ARIZONA (9/13):** 15 carries for 56 yards (3.7 avg.); 4 receptions for 95 yards (23.8 avg.) and 1 TD.

- Caught a 76-yard TD pass from QB Jimmy Garoppolo to give San Francisco a 10-0 lead in the 1st quarter.

**AT N. Y. JETS (9/20):** 8 carries for 92 yards (11.5 avg.) and 1 TD; 2 receptions for 15 yards (7.5 avg.).

- Scored on an 80-yard TD run on the first offensive play of the game.

**VS. MIAMI (10/11):** 11 carries for 90 yards (8.2 avg.); 3 receptions for 29 yards (9.7 avg.).

## 2019 (SAN FRANCISCO):

- Played in all 16 games.
- 137 carries for 772 yards (5.6 avg.) and 8 TDs.
- 14 receptions for 180 yards (12.9 avg.) and 2 TDs.
- 0 kickoff returns for -19 yards.
- 11 special teams tackles (8 solo).

**AT CINCINNATI (9/15):** 13 carries for 83 yards (6.4 avg.); 3 receptions for 68 yards (22.7 avg.) and 1 TD; 1 solo special teams tackle.

- Caught a 39-yard TD pass from QB Jimmy Garoppolo to give San Francisco a 14-7 lead in the 1st quarter.

**AT BALTIMORE (12/1):** 19 carries for 146 yards (7.7 avg.) and 1 TD; 2 receptions for 8 yards (4.0 avg.).

- Scored on a 40-yard TD run in the 2nd quarter to tie the game at 14-14.

**AT SEATTLE (12/29):** 10 carries for 57 yards (5.7 avg.) and 2 TDs; 1 reception for 16 yards; 2 solo special teams tackles.

- Scored on a 2-yard TD run to extend San Francisco's lead to 19-7 in the 3rd quarter.
- Scored on a 13-yard TD run in the 4th quarter to extend San Francisco's lead to 26-14.

## POSTSEASON:

**NFC DIVISIONAL VS. MINNESOTA (1/11):** 12 carries for 58 yards; 1 solo special teams tackle.

**NFC CHAMPIONSHIP VS. GREEN BAY (1/19):** 29 carries for 220 yards (7.6 avg.) and 4 TDs; 2 receptions for 6 yards (3.0 avg.).

- Scored on a 36-yard TD run to give San Francisco a 7-0 lead in the 1st quarter.
- Scored on a 9-yard TD run in the 2nd quarter to give San Francisco a 17-0 lead.
- Scored on an 18-yard TD run to give San Francisco a 27-0 lead in the 2nd quarter.
- Scored on a 22-yard TD run to extend San Francisco's lead in the 3rd quarter to 34-7.
- His 220 rushing yards were the 2nd-most rushing yards and rushing TDs in a playoff game in NFL history.

**SUPER BOWL LIV VS. KANSAS CITY (2/2):** 12 carries for 58 yards (4.8 avg.) and 1 TD; 1 reception for 2 yards.

- Scored on a 1-yard TD run to give San Francisco a 20-10 lead in the 3rd quarter.

## 2018 (SAN FRANCISCO):

- Played in all 9 games.
- Missed 7 games after being placed on injured reserve on Nov. 2.
- 34 carries for 261 yards (7.7 avg.) and 1 TD.
- 6 receptions for 25 yards (4.2 avg.).
- 6 solo special teams tackles.

**AT GREEN BAY (10/15):** 12 carries for 87 yards (7.3 avg.).

**VS. L.A. RAMS (10/21):** 7 carries for 59 yards (8.4 avg.); 4 receptions for 19 yards (4.8 avg.); 1 solo special teams tackle.

**VS. OAKLAND (11/1):** 7 carries for 86 yards (12.3 avg.) and 1 TD.

- Scored on a 52-yard TD run to give San Francisco a 31-3 lead in the 3rd quarter.

## 2017 (SAN FRANCISCO):

- Played in 11 games.
- 6 carries for 30 yards (5.0 avg.).
- 5 kickoff returns for 83 yards (16.6 avg.).
- Missed the rest of the season after being placed on injured reserve on Nov. 29.
- 8 solo special teams tackles.

**VS. L.A. RAMS (9/21):** 4 carries for 11 yards (2.8 avg.); 1 kickoff return for 20 yards; 1 solo special teams tackle.

**AT ARIZONA (10/1):** 2 solo special teams tackles.

**AT WASHINGTON (10/15):** 1 carry for 16 yards; 2 solo special teams tackles.

## 2016 (N.Y. JETS/CHICAGO/SAN FRANCISCO):

- Played in 1 game with San Francisco.
- Spent 4 games on San Francisco's practice squad.
- 1 carry for 6 yards with San Francisco.
- 2 kickoff returns for 35 yards (17.5 avg.).
- 0 punt returns for 33 yards.
- Played in 2 games with Chicago.
- Spent 4 games on Chicago's practice squad.
- Spent the offseason and training camp with Cleveland.
- Spent 1 game on the N.Y. Jets' practice squad.

**VS. SEATTLE (1/1):** 1 carry for 6 yards; 2 punt returns for 35 yards (17.5 avg.); 0 punt returns for 33 yards.

- Caught a lateral off a punt return from WR Jeremy Kerley and returned it 33 yards.

## 2015 (MIAMI/BALTIMORE/CLEVELAND/PHILADELPHIA):

- Played in 3 games with Cleveland.
- Played in 7 games with Baltimore.
- Inactive for 1 game with Baltimore.
- 1 solo special teams tackle with Baltimore.
- Played 1 game with Miami.
- Inactive for 2 games with Miami.
- Spent 1 game on Philadelphia's preactice squad.
- Spent the offseason and training camp with Philadelphia.

**VS. JACKSONVILLE (11/15):** 1 solo special teams tackle; 1 kickoff return for 50 yards.

## BEFORE THE NFL

### COLLEGE (PURDUE):

- 4-year starter (2011-14).
- Also competed in track & field.
- 2014 60-meter dash and 200-meter dash Big Ten Indoor Champion.
- 2014 4x100-meter relay and 100-meter dash Big Ten Champion.
- 2014 Indoor Track and Field Honorable Mention All-America.

**CAREER:** Played in 44 games with 6 starts; 136 carries for 759 yards (5.6 avg.) and 6 TDs; 19 receptions for 122 yards (6.4 avg.); 88 kickoff returns for 2,289 yards (26.0 avg.) and 2 TDs.

**SENIOR (2014):** Played in all 12 games with 5 starts; 93 carries for 529 yards (5.7 avg.) and 3 TDs; 18 receptions for 116 yards (6.4 avg.); 34 kickoff returns for 731 yards (21.5 avg.).

**JUNIOR (2013):** Played in all 12 games with 1 start; 11 carries for 37 yards (3.4 avg.); 1 reception for 6 yards; 11 kickoff returns for 258 yards (23.5 avg.) and 1 TD.

- Switched positions from wide receiver to running back in 2013 camp.

**SOPHOMORE (2012):** Played 8 games; 16 carries for 85 yards (5.3 avg.) and 1 TD; 18 kickoff returns for 463 yards (25.7 avg.).

**TRUE FRESHMAN (2011):** Played in all 12 games; 16 carries for 108 yards (6.8 avg.) and 2 TDs; 25 kickoff returns for 837 yards (33.5 avg.) and 1 TD.

- His 33.5 kickoff return average led all of the FBS.

## HIGH SCHOOL (NEW SMYRNA BEACH HS – NEW SMYRNA BEACH, FLA.)

- Also lettered in track and won the state title in the 300-meter hurdles.

**SENIOR (2010):** 39 receptions for 723 yards (18.5 avg.) and 4 TDs; 81 tackles.

## OFF THE FIELD

### PERSONAL:

- **PRONUNCIATION:** Last name is pronounced MOZE-tert.
- **MAJOR:** Organizational leadership and supervision with a minor in film studies and a certificate of entrepreneurship.

### RAHEEM MOSTERT'S NFL REGULAR SEASON STATS

YEAR	TEAM	GP	GS	RUSHING				TD	RECEIVING				TD
				ATT	YDS	AVG	LG		REC	YDS	AVG	LG	
2015	MIAMI	1	0	0	0	0.0	-	0	0	0	0.0	-	0
	BALTIMORE	7	0	0	0	0.0	-	0	0	0	0.0	-	0
	CLEVELAND	3	0	0	0	0.0	-	0	0	0	0.0	-	0
2016	CHICAGO	2	0	0	0	0.0	-	0	0	0	0.0	-	0
	SAN FRANCISCO	1	0	1	6	6.0	6	0	0	0	0.0	-	0
2017	SAN FRANCISCO	11	0	6	30	5.0	16	0	0	0	0.0	0	0
2018	SAN FRANCISCO	9	0	34	261	7.7	52t	1	6	25	4.2	23	0
2019	SAN FRANCISCO	16	0	137	772	5.6	41t	8	14	180	12.9	39t	2
2020	SAN FRANCISCO	8	8	104	521	5.0	80t	2	16	156	9.8	76t	1
2021	SAN FRANCISCO	1	1	2	20	10.0	11	0	0	0	0.0	0	0
2022	MIAMI	12	10	136	610	4.35	25	3	18	126	7.0	18	1
NFL TOTALS		71	19	420	2220	5.3	80t	14	54	487	9.0	76t	4

### RAHEEM MOSTERT'S NFL REGULAR SEASON RETURNING STATS

YEAR	TEAM	KICKOFF RETURN					PUNT RETURN					TD
		KR	YDS	AVG	LG	TD	PR	FC	YDS	AVG	LG	
2015	MIAMI	2	57	28.5	32	0	0	0	0	0.0	-	0
	BALTIMORE	5	164	32.8	50	0	0	0	0	0.0	-	0
	CLEVELAND	12	309	25.8	53	0	0	0	0	0.0	-	0
2016	CHICAGO	0	0	0.0	-	0	0	0	0	0.0	-	0
	SAN FRANCISCO	2	35	17.5	26	0	0	0	33	0.0	33	0
2017	SAN FRANCISCO	5	83	16.6	21	0	0	0	0	0.0	-	0
2018	SAN FRANCISCO	0	0	0.0	-	0	0	0	0	0.0	-	0
2019	SAN FRANCISCO	0	0	0.0	-	0	0	0	0	0.0	-	0
2020	SAN FRANCISCO	0	0	0.0	-	0	0	0	0	0.0	-	0
2021	SAN FRANCISCO	0	0	0.0	-	0	0	0	0	0.0	-	0
2022	MIAMI	15	281	18.7	28	0	0	0	0	0.0	-	0
NFL TOTALS		41	929	22.7	53	0	0	0	33	0.0	33	0

### RAHEEM MOSTERT'S NFL PLAYOFF STATS

YEAR	TEAM	GP	GS	RUSHING				TD	RECEIVING				TD
				ATT	YDS	AVG	LG		REC	YDS	AVG	LG	
2019	SAN FRANCISCO	3	0	53	336	6.3	36t	5	3	8	2.7	10	0
PLAYOFF TOTALS		3	0	53	336	6.3	36t	5	3	8	2.7	10	0

### RAHEEM MOSTERT'S NFL PLAYOFF RETURNING STATS

YEAR	TEAM	KICKOFF RETURN					PUNT RETURN					TD
		KR	YDS	AVG	LG	TD	PR	FC	YDS	AVG	LG	
2019	SAN FRANCISCO	0	0	0.0	-	0	0	0	0	0.0	-	0
PLAYOFF TOTALS		0	0	0.0	-	0	0	0	0	0.0	-	0

## ADDITIONAL STATS

**Special Teams Tackles:** (Baltimore) 1 in 2015, (San Francisco) 8 in 2017, 6 in 2018, 11 in 2019 for total of 26 (P-1).

**Miscellaneous Fumble Recoveries:** (San Francisco) 2 in 2019.

## SINGLE-GAME CAREER HIGHS

<b>Rushes:</b>	29	vs. Green Bay, 1/19/20*
<b>Rushing Yards:</b>	220	vs. Green Bay, 1/19/20*
<b>Longest Rush:</b>	80t	at N.Y. Jets, 9/20/20
<b>Rushing TDs:</b>	4	vs. Green Bay, 1/19/20*
<b>Receptions:</b>	4	Twice, last: vs. Arizona, 9/13/20
<b>Receiving Yards:</b>	95	vs. Arizona, 9/13/20
<b>Longest Reception:</b>	76t	vs. Arizona, 9/13/20
<b>Receiving TDs:</b>	1	4 times, last: vs. Pittsburgh, 10/23/22
<b>Kickoff Returns:</b>	5	Twice, last: vs. Pittsburgh, 1/3/16
<b>Kickoff Return Yards:</b>	159	at Seattle, 12/20/15
<b>Longest Kickoff Return:</b>	53	at Seattle, 12/20/15

\* NFC Championship

## 100-YARD RUSHING GAMES (3)

DATE	OPPONENT	ATT	YDS	AVG	LG	TD
12/1/19	at Baltimore	19	146	7.7	40t	1
1/19/20	GREEN BAY*	29	220	7.6	36t	4
10/9/22	at N.Y. Jets	18	113	6.3	24	1

\* NFC Championship

## 2015 GAME-BY-GAME STATS (MIAMI/BALTIMORE/CLEVELAND)

DATE	OPPONENT	P/S	REC	YDS	AVG	LG	TD
09/13	at Washington		NOT ON ROSTER				
09/20	at Jacksonville	1/0	0	0	0.0	-	0
09/27	BUFFALO		INACTIVE				
10/04	N.Y. JETS		INACTIVE				
<b>MIAMI TOTALS</b>	<b>1/0</b>		<b>0</b>	<b>0</b>	<b>0.0</b>	<b>-</b>	<b>0</b>
10/18	at San Francisco		INACTIVE				
10/26	at Arizona	1/0	0	0	0.0	-	0
11/01	SAN DIEGO	1/0	0	0	0.0	-	0
11/15	JACKSONVILLE	1/0	0	0	0.0	-	0
11/22	ST. LOUIS	1/0	0	0	0.0	-	0
11/30	at Cleveland	1/0	0	0	0.0	-	0
12/06	at Miami	1/0	0	0	0.0	-	0
12/13	SEATTLE	1/0	0	0	0.0	-	0
<b>BALTIMORE TOTALS</b>	<b>7/0</b>		<b>0</b>	<b>0</b>	<b>0.0</b>	<b>0</b>	<b>0</b>
12/20	at Seattle	1/0	0	0	0.0	-	0
12/27	at Kansas City	1/0	0	0	0.0	-	0
01/03	PITTSBURGH	1/0	0	0	0.0	-	0
<b>CLEVELAND TOTALS</b>	<b>3/0</b>		<b>0</b>	<b>0</b>	<b>0.0</b>	<b>0</b>	<b>0</b>
<b>2015 TOTALS</b>	<b>11/0</b>		<b>0</b>	<b>0</b>	<b>0.0</b>	<b>-</b>	<b>0</b>

## 2016 GAME-BY-GAME STATS (CHICAGO/SAN FRANCISCO)

DATE	OPPONENT	P/S	REC	YDS	AVG	LG	TD
09/11	at Houston		NOT ON ROSTER				
09/19	PHILADELPHIA		PRACTICE SQUAD				
09/25	at Dallas	1/0	0	0	0.0	-	0
10/02	DETROIT	1/0	0	0	0.0	-	0
10/09	at Indianapolis		PRACTICE SQUAD				
10/16	JACKSONVILLE		PRACTICE SQUAD				
10/20	at Green Bay		PRACTICE SQUAD				
<b>CHICAGO TOTALS</b>	<b>3/0</b>		<b>0</b>	<b>0</b>	<b>0.0</b>	<b>-</b>	<b>0</b>
12/04	at Chicago		PRACTICE SQUAD				
12/11	N.Y. JETS		PRACTICE SQUAD				
12/18	at Atlanta		PRACTICE SQUAD				
12/24	at L.A. Rams		PRACTICE SQUAD				
01/01	SEATTLE	1/0	1	6	6.0	6	0
<b>SAN FRANCISCO TOTALS</b>	<b>1/0</b>		<b>1</b>	<b>6</b>	<b>6.0</b>	<b>6</b>	<b>0</b>
<b>2016 TOTALS</b>	<b>4/0</b>		<b>1</b>	<b>6</b>	<b>6.0</b>	<b>6</b>	<b>0</b>

## 2017 GAME-BY-GAME STATS (SAN FRANCISCO)

DATE	OPPONENT	P/S	ATT	YDS	AVG	LG	TD
09/10	CAROLINA	1/0	0	0	0.0	-	0
09/17	at Seattle	1/0	0	0	0.0	-	0
09/21	L.A. RAMS	1/0	4	11	2.8	7	0
10/01	at Arizona	1/0	0	0	0.0	-	0
10/08	at Indianapolis	1/0	1	3	3.0	3	0
10/15	at Washington	1/0	1	16	16.0	16	0
10/22	DALLAS	1/0	0	0	0.0	-	0
10/29	at Philadelphia	1/0	0	0	0.0	-	0
11/05	ARIZONA	1/0	0	0	0.0	-	0
11/12	N.Y. GIANTS	1/0	0	0	0.0	-	0
11/26	SEATTLE	1/0	0	0	0.0	-	0
12/03	at Chicago		INJURED RESERVE				
12/10	at Houston		INJURED RESERVE				
12/17	TENNESSEE		INJURED RESERVE				
12/24	JACKSONVILLE		INJURED RESERVE				
12/31	at L.A. Rams		INJURED RESERVE				
<b>2017 TOTALS</b>	<b>11/0</b>		<b>6</b>	<b>30</b>	<b>5.0</b>	<b>16</b>	<b>0</b>

## 2018 GAME-BY-GAME STATS (SAN FRANCISCO)

DATE	OPPONENT	P/S	ATT	YDS	AVG	LG	TD
09/09	at Minnesota	1/0	0	0	0.0	-	0
09/16	DETROIT	1/0	0	0	0.0	-	0
09/23	at Kansas City	1/0	1	0	0.0	0	0
09/30	at L.A. Chargers	1/0	0	0	0.0	-	0
10/07	ARIZONA	1/0	5	11	2.2	12	0
10/15	at Green Bay	1/0	12	87	7.3	26	0
10/21	L.A. RAMS	1/0	7	59	8.4	16	0
10/28	at Arizona	1/0	2	18	9.0	14	0
11/01	OAKLAND	1/0	7	86	12.3	52t	1
11/12	N.Y. GIANTS		INJURED RESERVE				
11/25	at Tampa Bay		INJURED RESERVE				
12/02	at Seattle		INJURED RESERVE				
12/09	DENVER		INJURED RESERVE				
12/16	SEATTLE		INJURED RESERVE				
12/23	CHICAGO		INJURED RESERVE				
12/30	at L.A. Rams		INJURED RESERVE				
<b>2018 TOTALS</b>	<b>9/0</b>		<b>34</b>	<b>261</b>	<b>7.7</b>	<b>52t</b>	<b>1</b>

## 2019 GAME-BY-GAME STATS (SAN FRANCISCO)

DATE	OPPONENT	P/S	ATT	YDS	AVG	LG	TD
09/08	at Tampa Bay	1/0	9	40	4.4	18	0
09/15	at Cincinnati	1/0	13	83	6.4	20	0
09/22	PITTSBURGH	1/0	12	79	6.6	19	0
10/07	CLEVELAND	1/0	7	34	4.9	8	0
10/13	at L.A. Rams	1/0	4	13	3.3	8	0
10/20	at Washington	1/0	0	0	0.0	-	0
10/27	CAROLINA	1/0	9	60	6.7	41t	1
10/31	at Arizona	1/0	1	-2	-2.0	-2	0
11/11	SEATTLE	1/0	6	28	4.7	8	0
11/17	ARIZONA	1/0	6	13	2.2	6	0
11/24	GREEN BAY	1/0	6	45	7.5	15t	1
12/01	at Baltimore	1/0	19	146	7.7	40t	1
12/08	at New Orleans	1/0	10	69	6.9	19	1
12/15	ATLANTA	1/0	14	54	3.9	8	1
12/21	L.A. RAMS	1/0	11	53	4.8	16t	1
12/29	at Seattle	1/0	10	57	5.7	17	2
<b>2019 TOTALS</b>		<b>16/0</b>	<b>137</b>	<b>772</b>	<b>5.6</b>	<b>41t</b>	<b>8</b>

DATE	OPPONENT	P/S	ATT	YDS	AVG	LG	TD
01/11	MINNESOTA*	1/0	12	58	4.8	10	0
01/19	GREEN BAY**	1/0	29	220	7.6	36t	4
02/02	at Kansas City***	1/0	12	58	4.8	17	1
<b>PLAYOFF TOTALS</b>		<b>3/0</b>	<b>53</b>	<b>336</b>	<b>6.3</b>	<b>36t</b>	<b>5</b>

\* NFC Divisional game

\*\* NFC Championship

\*\*\* Super Bowl LIV

## 2020 GAME-BY-GAME STATS (SAN FRANCISCO)

DATE	OPPONENT	P/S	ATT	YDS	AVG	LG	TD
09/13	ARIZONA	1/1	15	56	3.7	14	0
09/20	at N.Y. Jets	1/1	8	92	11.5	80t	1
09/27	at N.Y. Giants		INACTIVE				
10/04	PHILADELPHIA		INACTIVE				
10/11	MIAMI	1/1	11	90	8.2	37	0
10/18	L.A. RAMS	1/1	17	65	3.8	15	0
10/25	at New England		INJURED RESERVE				
11/01	at Seattle		INJURED RESERVE				
11/05	GREEN BAY		INJURED RESERVE				
11/15	at New Orleans		INJURED RESERVE				
11/29	at L.A. Rams	1/1	16	43	2.7	10	1
12/07	BUFFALO	1/1	9	42	4.7	16	0
12/13	WASHINGTON	1/1	14	65	4.6	14	0
12/20	at Dallas	1/1	14	68	4.9	17	0
12/26	at Arizona		INJURED RESERVE				
01/03	SEATTLE		INJURED RESERVE				
<b>2020 TOTALS</b>		<b>8/8</b>	<b>104</b>	<b>521</b>	<b>5.0</b>	<b>80t</b>	<b>2</b>

## 2021 GAME-BY-GAME STATS (SAN FRANCISCO)

DATE	OPPONENT	P/S	ATT	YDS	AVG	LG	TD
09/12	at Detroit	1/1	2	20	10.0	11	0
09/19	at Philadelphia		INJURED RESERVE				
09/26	GREEN BAY		INJURED RESERVE				
10/03	SEATTLE		INJURED RESERVE				
10/10	at Arizona		INJURED RESERVE				
10/24	INDIANAPOLIS		INJURED RESERVE				
10/31	at Chicago		INJURED RESERVE				
11/07	ARIZONA		INJURED RESERVE				
11/15	L.A. RAMS		INJURED RESERVE				
11/21	at Jacksonville		INJURED RESERVE				
11/28	MINNESOTA		INJURED RESERVE				
12/05	at Seattle		INJURED RESERVE				
12/12	at Cincinnati		INJURED RESERVE				
12/19	ATLANTA		INJURED RESERVE				
12/23	at Tennessee		INJURED RESERVE				
01/02	HOUSTON		INJURED RESERVE				
01/09	at L.A. Rams		INJURED RESERVE				
<b>2021 TOTALS</b>		<b>1/1</b>	<b>2</b>	<b>20</b>	<b>10.0</b>	<b>11</b>	<b>0</b>

DATE	OPPONENT	P/S	ATT	YDS	AVG	LG	TD
01/16	at Dallas*		INJURED RESERVE				
01/22	at Green Bay**		INJURED RESERVE				
01/30	at L.A. Rams***		INJURED RESERVE				
<b>PLAYOFF TOTALS</b>		<b>0/0</b>	<b>0</b>	<b>0</b>	<b>0.0</b>	<b>-</b>	<b>0</b>

\* NFC Wild Card game

\*\* NFC Divisional game

\*\*\* NFC Championship

## 2022 GAME-BY-GAME STATS (MIAMI)

DATE	OPPONENT	P/S	ATT	YDS	AVG	LG	TD
09/11	NEW ENGLAND	1/0	5	16	3.2	11	0
09/18	at Baltimore	1/1	11	51	4.6	11	0
09/25	BUFFALO	1/0	8	11	1.4	9	0
09/29	at Cincinnati	1/1	15	69	4.6	25	0
10/09	at N.Y. Jets	1/1	18	113	6.3	24	1
10/16	MINNESOTA	1/1	14	49	3.5	16	0
10/23	PITTSBURGH	1/1	16	79	4.9	12	0
10/30	at Detroit	1/1	14	64	4.6	13	0
11/06	at Chicago	1/1	9	26	2.9	14	1
11/13	CLEVELAND	1/1	8	65	8.1	24t	1
11/27	HOUSTON		INACTIVE				
12/04	at San Francisco	1/1	7	30	4.3	8	0
12/11	at L.A. Chargers	1/1	11	37	3.4	13	0
12/17	at Buffalo						
12/25	GREEN BAY						
01/01	at New England						
TBD	N.Y. JETS						
<b>2022 TOTALS</b>		<b>12/0</b>	<b>136</b>	<b>610</b>	<b>4.5</b>	<b>25</b>	<b>3</b>





NFL CAREER

TRANSACTIONS:

- 1st-round pick (18th overall) by Miami in the 2021 NFL Draft.

CAREER HONORS:

- 2022 Walter Payton Man of the Year Nominee.
- NFLPA Community MVP (Week 8, 2022).
- 2021 Nat Moore Community Service Award Winner.
- 2021 PFWA All-Rookie Team.

CAREER HIGHLIGHTS:

- Played in 30 career games with 16 starts.
- 89 tackles (48 solo), 14.5 sacks, 3 passes defended and 3 fumble recoveries.
- 1 blocked punt.
- His 8.5 sacks in 2021 set a Dolphins rookie record:

DOLPHINS ROOKIE SACK LEADERS		
PLAYER	YEAR	SACKS
1. JAE LAN PHILLIPS	2021	8.5
2. Bill Stanfill	1969	8.0
Lorenzo Bromell	1998	8.0
4. A.J. Duhe	1977	7.0
5. Marco Coleman	1992	6.0

- His 8.5 sacks in 2021 were 2nd among all NFL rookies:

NFL ROOKIE SACK LEADERS (2021)		
PLAYER	TEAM	SACKS
1. Micah Parsons	Dal.	13.0
2. JAE LAN PHILLIPS	MIA.	8.5
3. Azeez Ojulari	NYG	8.0
4. Odafe Oweh	Bal.	5.0
5. Several players		4.0

2022 (MIAMI):

- Played in 13 games with 11 starts.
- 47 tackles (25 solo), 6.0 sacks, 2 passes defended and 2 fumble recoveries.
- 1 blocked punt.

VS. PITTSBURGH (10/23): 8 tackles (4 solo) and 1.5 sacks.

- Sacked QB Kenny Pickett for a loss of 11 yards on a 2nd-and-11 snap in the 3rd quarter.
- Split a sack with DT Christian Wilkins on QB Kenny Pickett on a 2nd-and-10 play with less than 2 minutes remaining in the game.

AT CHICAGO (11/6): 5 tackles (3 solo) and 1 blocked punt.

- Blocked a punt in the 2nd quarter that was recovered by LB Andrew Van Ginkel and returned 25 yards for a TD.
- It was the longest blocked punt return for a TD in franchise history.

VS. HOUSTON (11/27): 7 tackles (6 solo) and 1.0 sack.

- Sacked QB Kyle Allen on a 3rd-and-5 snap in the 3rd quarter.

HONORS:

- Walter Payton Man of the Year Nominee.
- NFLPA Community MVP (Week 8)

2021 (MIAMI):

- Played in all 17 games with 5 starts.
- 42 tackles (23 solo), 8.5 sacks, 1 pass defended and 1 fumble recovery.
- Set a Dolphins rookie record with 8.5 sacks, which were 2nd among all NFL rookies that season.

AT NEW ENGLAND (9/12): Played but did not record any stats.

- Made his NFL debut.

AT TAMPA BAY (10/10): 4 tackles (2 solo) and 1.0 sack.

- Sacked QB Tom Brady for a loss of 5 yards in the 3rd quarter.
- It was his 1st career sack.

VS. CAROLINA (11/28): 4 tackles (3 solo), 3.0 sacks and 1 pass defended.

- Sacked QB Cam Newton for a loss of 14 yards in the 3rd quarter.
- Sacked QB PJ Walker for a loss of 10 yards in the 4th quarter.
- Sacked QB PJ Walker for a loss of 4 yards in the 4th quarter.
- Became 3rd rookie in Dolphins history to record a 3-sack game (D.J. Duhe, 11/6/77 and Marco Coleman, 10/25/92).
- Became 1st NFL rookie since Nov. 17, 2019 (4, Maxx Crosby) to record 3+ sacks in a game.

VS. N.Y. GIANTS (12/5): 3 solo tackles and 2.0 sacks.

- Sacked QB Mike Glennon for a loss of 13 yards on 1st-and-10 in the 3rd quarter.
- Sacked QB Mike Glennon on back-to-back plays for a loss of 7 yards on 2nd-and-23 in the 3rd quarter.
- Set a new Dolphins rookie record for most sacks

in a season.

- Became the 1st NFL rookie to record at least 6 sacks in a 3-game span since DE Julius Peppers in 2002.

**VS. NEW ENGLAND (1/9):** 2 tackles (1 solo) and 1 fumble recovery.

- Recovered a QB Mac Jones fumble in the 3rd quarter.

#### HONORS:

- PFWA All-Rookie Team.
- Nat Moore Community Service Award Winner.
- Became the 1st rookie to win the award, given each year to a player recognized for his involvement in the South Florida community.

## BEFORE THE NFL

### COLLEGE (MIAMI):

- 1-year starter (2020).
- Transferred to Miami from UCLA following his sophomore season in 2018.

**CAREER (AT MIAMI):** Started 10 games; 45 tackles (21 solo), 8 sacks, 1 interception and 4 passes defended.

**REDSHIRT JUNIOR (2020 AT MIAMI):** Started 10 games; 45 tackles (21 solo), 8 sacks, 1 interception and 4 passes defended.

- 1st-team All-American.
- 2nd-team All-ACC.

**JUNIOR (2019 AT MIAMI):**

- Redshirted due to NCAA transfer rules.

**SOPHOMORE (2018 AT UCLA):** Played in 4 games with 2 starts; 20 tackles (12 solo) and 1 sack.

**TRUE FRESHMAN (2017 AT UCLA):** Played in 7 games with 4 starts; 21 tackles (16 solo), 3.5 sacks and 2 passes defended.

## HIGH SCHOOL (REDLANDS EAST VALLEY HS – REDLANDS, CALIF.)

**SENIOR (2016):** 142 tackles and 21 sacks.

- 1st-team All-American.
- 1st-team all-state.
- Division co-defensive player of the year.

**JUNIOR (2015):** 76 tackles, 10.5 sacks and 2 interceptions.

## OFF THE FIELD

### COMMUNITY:

**2022:**

- Joined The VERB Kind's "Come To Jail With Me"

program to visit youth at the Broward Regional Juvenile Detention Center.

- Along with WR Mack Hollins, became the 1st Dolphins players to participate in the 100-mile ride at DCC XII and surpassed \$3,000 in fundraising to benefit Sylvester Comprehensive Cancer Center.

#### 2021:

- At Lotus House – a shelter in the Miami Overtown neighborhood for women and children – provided Halloween costumes for the children and hosted a Thanksgiving cookie decorating event.
- Volunteered at the Miami Dolphins holiday event to spend time with and provide dinner and children's gifts for South Florida families.
- Along with fellow Dolphins rookies, teamed up with Neighbors4Neighbors to provide South Florida families with holiday gifts.
- Chose the Juvenile Diabetes Research Foundation (JDRF) for My Cause My Cleats to raise awareness and support research for Type 1 diabetes in honor of his cousin.
- Volunteered at the Miami Dolphins Food Relief Program Thanksgiving meal distribution with Feeding South Florida to provide 1,000 meal boxes to South Florida families.
- With the Miami Dolphins Foundation, donated \$10,000 to help purchase an ambulance to assist with immediate relief efforts following the August earthquake.
- Volunteered with Miami Rescue Mission to serve meals and visit residents.
- Partnered with the Miami Dolphins Food Relief Program to provide meals for displaced residents of a North Miami Beach condo building that was evacuated following the Surfside building collapse.
- Joined the Miami Dolphins Social Impact Committee to positively impact civic engagement, education, and economic empowerment in South Florida.

### PERSONAL:

- **PRONUNCIATION:** First name is pronounced JAY-len.
- **MAJOR:** Communications.

## JAELEN PHILLIPS' NFL REGULAR SEASON STATS

YEAR	TEAM	GP	GS	TACKLES					INTERCEPTIONS					FUMBLES	
				TOT	SOLO	ASST	SK	YDS	INT	YDS	LG	TD	PD	FF	FR
2021	MIAMI	17	5	42	23	19	8.5	71.5	0	0	0	0	1	0	1
2022	MIAMI	13	11	47	25	22	6.0	38.0	0	0	0	0	2	0	2
NFL TOTALS		30	16	89	48	41	14.5	109.5	0	0	0	0	3	0	3

### ADDITIONAL STATS

**Blocked Kicks:** 1 blocked punt in 2022.

### SINGLE-GAME CAREER HIGHS

<b>Tackles:</b>	8	vs. Pittsburgh, 10/23/22
<b>Sacks:</b>	3.0	vs. Carolina, 11/28/21
<b>Passes Defended:</b>	1	vs. Carolina, 11/28/21
<b>Fumble Recoveries:</b>	1	Twice, last: vs. New England, 9/11/22



## NFL CAREER

### TRANSACTIONS:

- Signed by Miami as an unrestricted free agent from Philadelphia on March 22, 2021.
- Traded from Atlanta to Philadelphia on Oct. 1, 2019.
- 3rd-round pick (75th overall) by Atlanta in the 2017 NFL Draft.

### CAREER HIGHLIGHTS:

- Played in 86 career games with 29 starts.
- 188 tackles (110 solo), 1.5 sacks, 1 interception, 5 passes defended, 1 forced fumble and 1 fumble recovery.
- 35 special teams tackles (20 solo).
- 1 blocked punt.
- Appeared in 3 postseason games – 2 with Atlanta and 1 with Philadelphia.
- Served as a team captain in 2019.

### 2022 (MIAMI):

- Played in 13 games with 2 starts.
- 35 tackles (19 solo), 1.0 sack and 2 passes defended.
- 3 special teams tackles (2 solo).

**VS. NEW ENGLAND (9/11):** 3 tackles (2 solo) and 1 pass defended.

**AT CHICAGO (11/6):** 2 tackles (1 solo) and 1.0 sack.

- Sacked QB Justin Fields for a loss of 2 yards on a 2nd-and-8 snap on Chicago's final possession to help preserve the victory.
- It was the first full sack of his career.

**VS. HOUSTON (11/27):** 2 tackles and 1 pass defended.

### 2021 (MIAMI):

- Played in 16 games with 3 starts.
- Missed 1 game on the Reserve/COVID-19 List.
- 21 tackles (13 solo).
- 5 special teams tackles (2 solo).
- 1 blocked punt.

**VS. CAROLINA (11/28):** 3 tackles (2 solo); 1 blocked punt.

- Blocked a P Lachlan Edwards punt that was recovered by CB Justin Coleman and returned 2 yards for a TD.

**VS. N.Y. JETS (12/19):** 2 tackles (1 solo); 2 special teams tackles (1 solo).

**VS. NEW ENGLAND (1/9):** 4 tackles (3 solo).

### 2020 (PHILADELPHIA):

- Played in 13 games with 8 starts.
- Inactive for 2 games.
- Missed 1 game after being placed on injured reserve on Jan. 1.
- 46 tackles (25 solo), 0.5 sack, 1 interception, 1 pass defended and 1 forced fumble.
- 9 special teams tackles (5 solo).

**AT WASHINGTON (9/13):** 6 tackles (3 solo) and 0.5 sack.

- Split a sack with DE Genard Avery of QB Dwayne Haskins in the 4th quarter.

**AT PITTSBURGH (10/11):** 12 tackles (7 solo) and 1 forced fumble; 1 assisted special teams tackle.

- Forced a TE Eric Ebron fumble on 3rd-and-21 in the 4th quarter that was recovered by CB Cre'Von LeBlanc.

**VS. NEW ORLEANS (12/13):** 6 tackles (4 solo), 1 interception and 1 pass defended.

- Intercepted a QB Taysom Hill pass intended for RB Alvin Kamara in the 2nd quarter.

### 2019 (ATLANTA/PHILADELPHIA):

- Played in 12 games with Philadelphia.
- 5 solo tackles and 1 fumble recovery with Philadelphia.
- 9 special teams tackles (7 solo) with Philadelphia.
- Served as a team captain with Philadelphia.
- Traded from Atlanta to Philadelphia on Oct. 1.
- Played in 4 games with Atlanta.

**VS. CHICAGO (11/3):** 1 solo tackle and 1 fumble recovery; 1 solo special teams tackle.

- Recovered a punt fumbled by TE Adam Shaheen in the 4th quarter.

**AT MIAMI (12/1):** 2 solo tackles; 1 solo special teams tackle.

**VS. N.Y. GIANTS (12/9):** 1 solo tackle; 1 solo special teams tackle.

### POSTSEASON:

**NFC WILD CARD VS. SEATTLE (1/5):** 1 solo special teams tackle.

### 2018 (ATLANTA):

- Played in all 16 games with 10 starts.
- 57 tackles (36 solo) and 2 passes defended.
- 3 special teams tackles (1 solo).

**VS. CAROLINA (9/16):** 9 tackles (6 solo).

**VS. NEW ORLEANS (9/23):** 13 tackles (9 solo).

**VS. TAMPA BAY (10/14):** 4 tackles (3 solo) and 1 pass defended.

**2017 (ATLANTA):**

- Played in 12 games with 6 starts.
- Inactive for 4 games.
- 24 tackles (12 solo).
- 6 special teams tackles (3 solo).

**AT CHICAGO (9/10):** 5 tackles (3 solo); 1 assisted special teams tackle.

**VS. GREEN BAY (9/17):** 5 tackles (3 solo).

**VS. MIAMI (10/15):** 6 tackles (1 solo).

**POSTSEASON:**

**NFC WILD CARD AT L.A. RAMS (1/6):** 1 solo tackle; 1 solo special teams tackle.

**NFC DIVISIONAL AT PHILADELPHIA (1/13):** 1 solo tackle.

**BEFORE THE NFL**

**COLLEGE (LSU):**

- 4-year letterman (2013-16) and 1-year starter.

**CAREER:** Played in all 50 games with 13 starts; 144 tackles (59 solo), 1.5 sacks, 1 interception, 2 passes defended and 2 fumble recoveries.

**SENIOR (2016):** Started all 12 games; 93 tackles (40 solo), 1.5 sacks, 1 interception, 2 passes defended and 1 fumble recovery.

- His 93 tackles led the team.
- Team MVP.
- Team captain.

**JUNIOR (2015):** Played in all 12 games; 24 tackles

(12 solo).

**SOPHOMORE (2014):** Played in all 13 games with 1 start; 20 tackles (6 solo) and 1 fumble recovery.

**TRUE FRESHMAN (2013):** Played in all 13 games; 7 tackles (1 solo).

**HIGH SCHOOL (JOHN CURTIS CHRISTIAN SCHOOL – RIVER RIDGE, LA.)**

- Also lettered in baseball and track and field.

**SENIOR (2012):** 124 tackles.

- All-state.
- Class 2A Most Outstanding Defensive Player.
- Helped his team win a state championship.

**JUNIOR (2011):**

- Helped his team win a state championship.

**OFF THE FIELD**

**COMMUNITY:**

**2021:**

- Chose the Little Rascals Foundation for My Cause My Cleats to benefit underprivileged and displaced foster children through music and the arts.
- Visited residents at Lotus House, a shelter in the Miami Overtown neighborhood for women and children.

**PERSONAL:**

- **MAJOR:** Sport administration with a minor in business.

**DUKE RILEY'S NFL REGULAR SEASON STATS**

YEAR	TEAM	GP	GS	TACKLES					INTERCEPTIONS					FUMBLES	
				TOT	SOLO	ASST	SK	YDS	INT	YDS	LG	TD	PD	FF	FR
2017	ATLANTA	12	6	24	12	12	0.0	0.0	0	0	0	0	0	0	0
2018	ATLANTA	16	10	57	36	21	0.0	0.0	0	0	0	0	2	0	0
2019	ATLANTA	4	0	0	0	0	0.0	0.0	0	0	-	0	0	0	0
	PHILADELPHIA	12	0	5	5	0	0.0	0.0	0	0	-	0	0	0	1
2020	PHILADELPHIA	13	8	46	25	21	0.5	0.0	1	7	7	0	1	1	0
2021	MIAMI	16	3	21	13	8	0.0	0.0	0	0	0	0	0	0	0
2022	MIAMI	13	2	35	19	16	1.0	2.0	0	0	0	0	2	0	0
NFL TOTALS		86	29	188	110	78	1.5	2.0	1	7	7	0	5	1	1

**DUKE RILEY'S NFL PLAYOFF STATS**

YEAR	TEAM	GP	GS	TACKLES					INTERCEPTIONS					FUMBLES	
				TOT	SOLO	ASST	SK	YDS	INT	YDS	LG	TD	PD	FF	FR
2017	ATLANTA	2	0	2	2	0	0.0	0.0	0	0	0	0	0	0	0
2019	PHILADELPHIA	1	0	0	0	0	0.0	0.0	0	0	0	0	0	0	0
NFL TOTALS		3	0	2	2	0	0.0	0.0	0	0	0	0	0	0	0


**ADDITIONAL STATS**

**Special Teams Tackles:** (Atlanta) 6 in 2017 (P-1), 3 in 2018, (Philadelphia) 9 in 2019 (P-1), 9 in 2020, (Miami) 5 in 2021, 3 in 2022 for total of 35 (P-2).

**Blocked Punts:** (Miami) 1 vs. Carolina on 11/28/21.

**SINGLE-GAME CAREER HIGHS**

<b>Tackles:</b>	13	vs. New Orleans, 9/23/18
<b>Sacks:</b>	1.0	at Chicago, 11/6/22
<b>Interceptions:</b>	1	vs. New Orleans, 12/13/20
<b>Passes Defended:</b>	1	5 times, last: vs. Houston, 11/27/22
<b>Forced Fumbles:</b>	1	at Pittsburgh, 10/11/20
<b>Fumble Recoveries:</b>	1	vs. Chicago, 11/3/19



52




ELANDON ROBERTS

LINEBACKER // 6-1 // 238 // HOUSTON '16

ACQUIRED: UFA, '20 (NE)

HOMETOWN: PORT ARTHUR, TEXAS // BORN: 4/22/94

NFL: SEVENTH SEASON // DOLPHINS: THIRD SEASON


2016, 2018

2016, 2017, 2018

2019, 2020, 2021, 2022

## NFL CAREER

### TRANSACTIONS:

- Signed by Miami as an unrestricted free agent from New England on March 21, 2020.
- 6th-round pick (214th overall) by New England in the 2016 NFL Draft.

### CAREER HONORS:

- 2021 Ed Block Courage Award (Miami recipient).
- 2020 Nat Moore Community Service Award.

### CAREER HIGHLIGHTS:

- Played in 103 career games with 72 starts.
- 425 tackles (240 solo), 9.0 sacks, 1 interception, 10 passes defended, 4 forced fumbles and 2 fumble recoveries; 1 interception return for a TD.
- 5 special teams tackles (2 solo).
- 1 kickoff return for 13 yards.
- Appeared in 10 postseason games with 7 starts.
- Won Super Bowls LI and LIII with New England.
- Is a 4-time team captain (2019-22).

### 2022 (MIAMI):

- Started 13 games.
- 80 tackles (48 solo) and 2.5 sacks.
- 1 solo special teams tackle.
- Serves as a team captain.

### AT BALTIMORE (9/18): 4 tackles (2 solo).

- Split a tackle for loss with LB Trey Flowers to stop QB Lamar Jackson short of the line to gain on a fourth-and-1 snap in the 4th quarter.

### VS. MINNESOTA (10/16): 7 tackles (3 solo) and 1.5 sacks.

- Split a sack of QB Kirk Cousins with LB Jaelan Phillips on a 2nd-and-7 play in the 2nd quarter.
- Sacked QB Kirk Cousins on 1st-and-10 later in the 2nd quarter.

### VS. HOUSTON (11/27): 8 tackles (1 solo) and 1.0 sack.

- Brought down QB Kyle Allen for a loss of 8 yards on a 1st-and-10 snap in the 2nd quarter.

### 2021 (MIAMI):

- Played in all 17 games with 15 starts.
- 83 tackles (42 solo), 1.0 sack, 1 interception, 4 passes defended and 2 forced fumbles; 1 interception return for a TD.

- Served as a team captain.

### AT LAS VEGAS (9/26): 6 tackles (3 solo), 1 interception, 1 pass defended and 1 forced fumble; 1 interception return for a TD.

- Interception a QB Derek Carr pass intended for TE Fabian Moreau in the 1st quarter and returned it 85 yards for a TD.

- It was his 1st career interception.

- Forced a RB Peyton Barber fumble in the 2nd quarter.

### AT BUFFALO (10/31): 4 tackles (2 solo) and 1 forced fumble.

- Forced a QB Josh Allen fumble in the 4th quarter.

### VS. BALTIMORE (11/11): 6 tackles (2 solo) and 1.0 sack.

- Sacked QB Lamar Jackson for a loss of 7 yards in the 3rd quarter.

### HONORS:

- Ed Block Courage Award.

### 2020 (MIAMI):

- Played in 13 games with 11 starts.
- Inactive for 2 games.
- Missed the rest of the season after being placed on injured reserve on Dec. 31, 2020.
- 61 tackles (33 solo), 1.5 sacks, 1 forced fumble and 1 fumble recovery.
- 1 kickoff return for 13 yards.
- Served as a team captain.
- Member of the team's Social Impact Committee.

### AT SAN FRANCISCO (10/11): 1 solo tackle and 1.0 sack.

- Sacked QB Jimmy Garoppolo for a loss of 8 yards in the 1st quarter.

### AT N.Y. JETS (11/29): 5 tackles (1 solo) and 0.5 sacks.

- Split a sack with LB Jerome Baker of QB Sam Darnold in the 4th quarter.

### VS. NEW ENGLAND (12/20): 9 tackles (5 solo) and 1 fumble recovery.

- Recovered a WR Jakobi Meyers fumble forced by CB Xavien Howard in the 3rd quarter.

### HONORS:

- Won the Nat Moore Community Service Award as part of the team's Social Impact Committee.

### 2019 (NEW ENGLAND):

- Played in all 16 games with 3 starts.
- 28 tackles (18 solo), 1.0 sack and 1 pass defended.

- 1 assisted special teams tackle.
- 1 reception for 38 yards and 1 TD.
- Served as a season-long team captain.
- Helped the defense lead the NFL in fewest total yards allowed per game (275.9) and points allowed per game (14.1).

**AT MIAMI (9/15):** 5 tackles (3 solo).

**AT PHILADELPHIA (11/17):** 1 solo tackle and 1 sack.

- Sacked QB Carson Wentz in the 2nd quarter.

**VS. MIAMI (12/29):** 1 solo tackle; 1 reception for 38 yards and 1 TD.

- Caught a 38-yard TD pass from QB Tom Brady in the 3rd quarter.
- It was his 1st career TD.
- Became just the 3rd defensive player in Patriots history to score an offensive TD.

#### POSTSEASON:

**AFC WILD CARD VS. TENNESSEE (1/4):** 2 tackles (1 solo).

#### 2018 (NEW ENGLAND):

- Played in all 16 games with 11 starts.
- 63 tackles (30 solo), 1.0 sack and 4 forced fumbles.
- 2 special teams tackles.

**AT DETROIT (9/23):** 7 tackles (4 solo).

**VS. KANSAS CITY (10/14):** 7 tackles (2 solo) and 1 pass defended.

**AT TENNESSEE (11/11):** 6 tackles (4 solo) and 1.0 sack.

- Sacked QB Marcus Mariota in the 2nd quarter.

#### POSTSEASON:

**AFC DIVISIONAL VS. L.A. CHARGERS (1/13):** 3 tackles (2 solo).

**AFC CHAMPIONSHIP AT KANSAS CITY (1/20):** 3 solo tackles.

**SUPER BOWL LIII VS. L.A. RAMS (2/3):** 1 solo tackle.

#### 2017 (NEW ENGLAND):

- Played in 15 games with 14 starts.
- Inactive for 1 game.
- 67 tackles (45 solo), 2.0 sacks, 1 pass defended and 1 fumble recovery.

**VS. HOUSTON (9/24):** 9 tackles (6 solo).

**VS. CAROLINA (10/1):** 5 tackles (4 solo) and 1 fumble recovery.

- Recovered a fumble by RB Jonathan Stewart in the 3rd quarter.

**VS. MIAMI (11/26):** 4 tackles (3 solo) and 2.0 sacks.

- Sacked QB Matt Moore in the 3rd quarter.
- Sacked QB Matt Moore again in the 4th quarter.

#### POSTSEASON:

**AFC DIVISIONAL VS. TENNESSEE (1/13):** 2 solo tackles.

**AFC CHAMPIONSHIP VS. JACKSONVILLE (1/21):** 7 tackles (3 solo).

**SUPER BOWL LII VS. PHILADELPHIA (2/4):** 6 tackles (2 solo).

#### 2016 (NEW ENGLAND):

- Played in 13 games with 5 starts.
- Dressed but did not play in 1 game.

- Inactive for 2 games.
- 44 tackles (25 solo) and 1 forced fumble.

**AT CLEVELAND (10/9):** 7 tackles (6 solo).

**VS. N.Y. JETS (12/24):** 11 tackles (5 solo) and 1 forced fumble.

- Forced a fumble by RB Khiri Robinson in the 2nd quarter and it was recovered by CB Malcolm Butler.

**AT MIAMI (1/1):** 7 tackles (6 solo).

#### POSTSEASON:

**AFC DIVISIONAL VS. HOUSTON (1/14):** 3 tackles (1 solo).

**AFC CHAMPIONSHIP VS. PITTSBURGH (1/22):** 2 solo tackles.

**SUPER BOWL LI VS. ATLANTA (2/5):** 2 solo tackles.

### BEFORE THE NFL

#### COLLEGE (HOUSTON):

- 3-year letterman (2013-15) and 1-year starter (2015).
- Transferred from Morgan State University following his freshman season (2012).

**CAREER (AT HOUSTON):** Played in 34 games with 14 starts; 175 tackles (109 solo), 7.0 sacks, 1 interception, 6 passes defended and 2 forced fumbles.

**SENIOR (2015 AT HOUSTON):** Started all 14 games; 142 tackles (88 solo), 6.0 sacks, 1 interception, 6 passes defended and 2 forced fumbles.

- His 88 solo tackles led the nation.
- His 142 total tackles led the AAC and ranked 4th in the nation.
- 1st-team All-AAC.
- Team captain.

**JUNIOR (2014 AT HOUSTON):** Played in 11 games; 26 tackles (17 solo) and 1.0 sack.

**SOPHOMORE (2013 AT HOUSTON):** Played in 8 games; 7 tackles (4 solo).

**TRUE FRESHMAN (2012 AT MORGAN STATE):**

Started all 11 games; 107 tackles (59 solo), 2.0 sacks, 1 interception and 3 passes defended.

- His 107 tackles ranked 2nd in school history.
- Finalist for the Jerry Rice Award (nation's top FCS freshman).
- 2nd-team All-MEAC.

#### HIGH SCHOOL (MEMORIAL HS – PORT ARTHUR, TEXAS)

- Also lettered in track and field.

**SENIOR (2011):**

- 1st-team all-district.

### OFF THE FIELD

#### COMMUNITY:

**2020:**

- Helped establish the Social Impact Committee to make a difference in civic engagement, education and economic empowerment.

#### PERSONAL:

- **MAJOR:** Sociology.

ELANDON ROBERTS' NFL REGULAR SEASON STATS

YEAR	TEAM	GP	GS	TACKLES					INT	INTERCEPTIONS				PD	FUMBLES	
				TOT	SOLO	ASST	SK	YDS		YDS	LG	TD			FF	FR
2016	NEW ENGLAND	13	5	44	25	19	0.0	0.0	0	0	0	0	0	1	0	0
2017	NEW ENGLAND	15	14	67	45	22	2.0	13.0	0	0	0	0	1	0	1	0
2018	NEW ENGLAND	16	11	63	30	33	1.0	7.0	0	0	0	0	4	0	0	0
2019	NEW ENGLAND	16	3	28	18	10	1.0	11.0	0	0	0	0	1	0	0	0
2020	MIAMI	13	11	61	33	28	1.5	11.5	0	0	0	0	0	1	1	1
2021	MIAMI	17	15	83	42	41	1.0	7.0	1	85	85t	1	4	2	0	0
2022	MIAMI	13	13	80	48	32	2.5	18.0	0	0	0	0	0	0	0	0
NFL TOTALS		103	72	425	240	185	9.0	67.5	1	85	85t	1	10	4	2	0

ELANDON ROBERTS' NFL PLAYOFF STATS

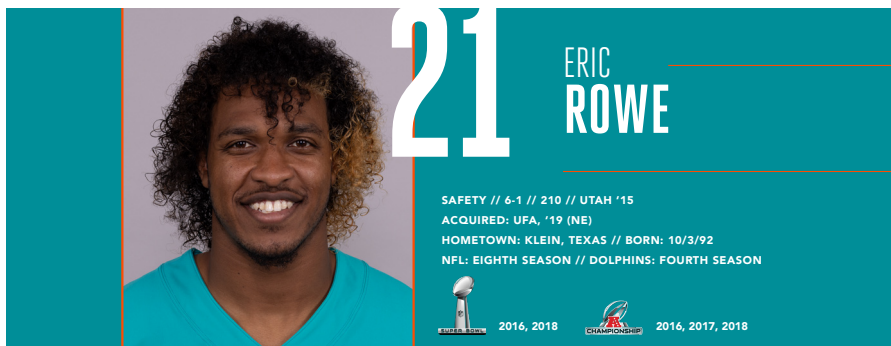
YEAR	TEAM	GP	GS	TACKLES					INT	INTERCEPTIONS				PD	FUMBLES	
				TOT	SOLO	ASST	SK	YDS		YDS	LG	TD			FF	FR
2016	NEW ENGLAND	3	2	7	5	2	0.0	0.0	0	0	0	0	0	0	0	0
2017	NEW ENGLAND	3	3	15	7	8	0.0	0.0	0	0	0	0	0	0	0	0
2018	NEW ENGLAND	3	1	7	6	1	0.0	0.0	0	0	0	0	0	0	0	0
2019	NEW ENGLAND	1	1	2	1	1	0.0	0.0	0	0	0	0	0	0	0	0
PLAYOFF TOTALS		10	7	31	19	12	0.0	0.0	0	0	0	0	0	0	0	0

ADDITIONAL STATS

**Defensive Touchdowns:** (Miami) 85-yard interception return at Las Vegas (9/26/21)  
**Special Teams Tackles:** (New England) 1 in 2016, 2 in 2018, 1 in 2019, (Miami) 1 in 2022 for total of 5.  
**Receiving:** (New England) 1 for 38 yards and 1 TD in 2019.  
**Kickoff Returns:** (Miami) 1 for 13 yards in 2020.

SINGLE-GAME CAREER HIGHS

**Tackles:** 11 vs. N.Y. Jets, 12/24/16  
**Sacks:** 2.0 vs. Miami, 11/26/17  
**Interceptions:** 1 at Las Vegas, 9/26/21  
**Passes Defended:** 1 9 times, last: at Tampa Bay, 10/10/21  
**Forced Fumbles:** 1 4 times, last: at Buffalo, 10/31/21  
**Fumble Recovery:** 1 Twice, last: vs. New England, 12/20/20



ERIC  
ROWE

**SAFETY // 6-1 // 210 // UTAH '15**  
**ACQUIRED: UFA, '19 (NE)**  
**HOMETOWN: KLEIN, TEXAS // BORN: 10/3/92**  
**NFL: EIGHTH SEASON // DOLPHINS: FOURTH SEASON**



2016, 2018



2016, 2017, 2018

## NFL CAREER

### TRANSACTIONS:

- Signed by Miami as an unrestricted free agent from New England on March 14, 2019.
- Traded from Philadelphia to New England on Sept. 7, 2016.
- 2nd-round pick (47th overall) by Philadelphia in the 2015 NFL Draft.

### CAREER HIGHLIGHTS:

- Played in 97 career games with 54 starts.
- 369 tackles (264 solo), 1.0 sack, 5 interceptions, 40 passes defended, 5 forced fumbles and 1 fumble recovery; 1 interception return for a TD.
- 2 special teams tackles (1 solo).
- Intercepted Patriots QB Tom Brady and returned it 35 yards for a TD on Dec. 29, 2019 – it was just the 15th pick-six thrown by Brady in his career and only the 5th at Gillette Stadium.
- Won Super Bowl LI and LIII with New England.

### 2022 (MIAMI):

- Played in 11 games with 4 starts.
- Inactive for 2 games.
- 45 tackles (34 solo), 1.0 sack, 1 pass defended and 1 forced fumble.

**AT CHICAGO (11/6):** 7 tackles (6 solo).

**VS. HOUSTON (11/27):** 4 tackles (1 solo) and 1 forced fumble.

- Popped the ball loose from TE Jordan Akins, which was recovered by CB Xavien Howard and returned 16 yards for a TD in the 2nd quarter.

**AT L.A. CHARGERS (12/11):** 8 tackles (7 solo) and 1.0 sack.

- Sacked QB Justin Herbert on a 3rd-and-10 snap in the 2nd quarter for his 1st career sack.

### 2021 (MIAMI):

- Played in all 17 games with 4 starts.
- 72 tackles (44 solo), 4 passes defended and 3 forced fumbles.

**AT NEW ENGLAND (9/12):** 9 tackles (6 solo) and 1 forced fumble.

- Forced a RB Rhamondre Stevenson fumble in the 1st quarter that was recovered by DT Zach Sieler.

**VS. HOUSTON (11/7):** 6 tackles (5 solo) and 1 forced fumble.

- Forced a TE Jordan Akins fumble in the 4th

quarter that was recovered by S Brandon Jones.

**VS. BALTIMORE (11/11):** 4 tackles (3 solo), 1 pass defended and 1 forced fumble.

- Forced a WR Marquise Brown fumble on 3rd-and-10 in the 1st quarter.

### 2020 (MIAMI):

- Played in all 16 games with 14 starts.
- 91 tackles (66 solo), 2 interceptions, 11 passes defended and 1 fumble recovery.

**VS. L.A. RAMS (11/1):** 7 tackles (5 solo), 1 interception and 5 passes defended.

- Intercepted QB Jared Goff in the 2nd quarter and returned it 4 yards.

- His 5 passes defended were the most by a Dolphins player since CB Xavien Howard had 5 on Dec. 3, 2017 vs. Denver.

**AT DENVER (11/22):** 10 tackles (7 solo) and 1 fumble recovery.

- Recovered a RB Melvin Gordon fumble forced by LB Andrew Van Ginkel in the 4th quarter.

**VS. KANSAS CITY (12/13):** 7 tackles (6 solo), 1 interception and 2 passes defended.

- Intercepted QB Patrick Mahomes in the 1st quarter.

### 2019 (MIAMI):

- Played in 16 games with 15 starts.
- 81 tackles (54 solo), 1 interception, 8 passes defended and 1 forced fumble; 1 interception return for a TD.

**VS. BALTIMORE (9/8):** 11 tackles (9 solo).

- Made Dolphins debut.

**AT N.Y. JETS (12/8):** 9 tackles (5 solo) and 1 forced fumble.

- It was his 50th career game.

**AT NEW ENGLAND (12/29):** 5 tackles (4 solo), 1 interception and 1 pass defended; 1 interception return for a TD.

- Intercepted QB Tom Brady in the 2nd quarter, returning it 35 yards for a TD. It was his 1st career pick-six. It was the 1st pick-six thrown by Brady since Dec. 24, 2017 vs. Buffalo, the 15th of his career and 5th at Gillette Stadium.

### 2018 (NEW ENGLAND):

- Played in 4 games with 2 starts.
- Inactive for 4 games.
- Missed the final 8 games after being placed on



injured reserve on Oct. 31.

- 10 tackles (9 solo) and 1 pass defended.

**VS. HOUSTON (9/9):** 4 tackles (3 solo) and 1 pass defended.

**AT JACKSONVILLE (9/16):** 3 solo tackles.

## 2017 (NEW ENGLAND):

- Played in 8 games with 3 starts.
- Inactive for 8 games.
- 14 tackles (13 solo) and 2 passes defended.
- 1 special teams tackle.

**AT NEW ORLEANS (9/17):** 3 solo tackles; 1 special teams tackle.

**AT MIAMI (12/11):** 2 solo tackles.

**AT PITTSBURGH (12/17):** 5 solo tackles and 1 pass defended.

## POSTSEASON:

**AFC DIVISIONAL VS. TENNESSEE (1/13):** 5 tackles (4 solo).

**AFC CHAMPIONSHIP VS. JACKSONVILLE (1/21):** 4 tackles (3 solo) and 1 pass defended.

**SUPER BOWL LII VS. PHILADELPHIA (2/4):** 4 solo tackles and 2 passes defended.

## 2016 (NEW ENGLAND/PHILADELPHIA):

- Played in 9 games with 7 starts with New England.
- 26 tackles (20 solo), 1 interception and 8 passes defended.
- Traded to New England on Sept. 7.
- Spent the offseason and training camp with Philadelphia.

**AT PITTSBURGH (10/23):** 6 tackles (5 solo) and 1 pass defended.

**AT N.Y. JETS (11/27):** 5 tackles (3 solo) and 1 pass defended.

**VS. N.Y. JETS (12/24):** 3 tackles (1 solo), 1 interception and 2 passes defended.

- Picked off QB Ryan Fitzpatrick in the 2nd quarter.

## POSTSEASON:

**AFC DIVISIONAL VS. HOUSTON (1/14):** 3 solo tackles.

**AFC CHAMPIONSHIP VS. PITTSBURGH (1/22):** 4 tackles (3 solo), 1 interception and 2 passes defended.

- Intercepted QB Ben Roethlisberger in the 4th quarter and returned it 37 yards.

**SUPER BOWL LI VS. ATLANTA (1/22):** 4 tackles (3 solo) and 1 pass defended.

- Won his 1st Super Bowl.

## 2015 (PHILADELPHIA):

- Played in all 16 games with 5 starts.
- 30 tackles (24 solo), 1 interception and 5 passes defended.
- 1 assisted special teams tackle.

**AT ATLANTA (9/14):** Played but did not record any stats.

- Made his NFL debut.

**AT N.Y. JETS (9/27):** 1 solo tackle, 1 interception and 2 passes defended; 1 assisted special teams tackle.

- Picked off QB Ryan Fitzpatrick in the 3rd quarter for his 1st career interception.

**AT NEW ENGLAND (12/6):** 3 solo tackles.

- Made his 1st career start.

## BEFORE THE NFL

### COLLEGE (UTAH):

- 4-year starter (2011-14).

**CAREER:** Played in 47 games with 45 starts; 261 tackles (158 solo), 1.5 sacks, 3 interceptions, 36 passes defended, 3 fumble recoveries and 1 blocked kick; 1 interception return for a TD.

**SENIOR (2014):** Played in 12 games with 10 starts – 9 at corner and 1 at safety; 59 tackles (42 solo), 1 interception, 14 passes defended, 1 fumble recovery and 1 blocked kick.

- Honorable mention All-Pac-12
- Returned 1 interception for a TD.
- His 14 passes defended tied for 2nd in the Pac-12.

**JUNIOR (2013):** Started all 12 games at safety; 69 tackles (42 solo), 0.5 sacks and 7 passes defended.

- His 69 tackles tied for 3rd on the team.

**SOPHOMORE (2012):** Started 10 games at safety; 64 tackles (39 solo), 1 interception, 6 passes defended and 1 fumble recovery.

- Honorable mention All-Pac-12.
- His 64 tackles ranked 2nd on the team.

**TRUE FRESHMAN (2011):** Started all 13 games at safety; 69 tackles (35 solo), 1 sack, 1 interception, 9 passes defended and 1 fumble recovery.

- Freshman All-American.
- His 69 tackles ranked 4th on the team.

### HIGH SCHOOL (KLEIN HS – KLEIN, TEXAS)

- Also competed in basketball and track.

**CAREER:** 207 tackles, 9 interceptions, 4 forced fumbles; 3 blocked punts and 2 kickoff returns for TDs.

### SENIOR (2010):

- All-state honorable mention.
- 1st-team all-district.
- 1st-team All-Texas defense.
- Served as a team captain.

### JUNIOR (2009):

- 3rd-team all-state.
- 1st-team all-area.
- 2nd-team all-district.

## OFF THE FIELD

### COMMUNITY:

#### 2021:

- Volunteered at the Miami Dolphins holiday event to spend time with and provide dinner and children's gifts for South Florida families.

#### 2019:

- Volunteered at the annual Dolphins holiday gift event through Football Unites and spent time with the 200 members of South Florida families.
- Helped distribute 500 Thanksgiving meals purchased through player donations to local South Florida families.
- Spent time with 80 local youth from the His House Children's Home, a Miami Gardens foster care residential facility, and shopped for back-to-school shoes at DSW Designer Shoe Warehouse.

PERSONAL:

- MAJOR: Business administration.

ERIC ROWE'S NFL REGULAR SEASON STATS																
YEAR	TEAM	GP	GS	TACKLES					INT	INTERCEPTIONS					FUMBLES	
				TOT	SOLO	ASST	SK	YDS		YDS	LG	TD	PD	FF	FR	
2015	PHILADELPHIA	16	5	30	24	6	0.0	0.0	1	0	0	0	5	0	0	
2016	NEW ENGLAND	9	7	26	20	6	0.0	0.0	1	0	0	0	8	0	0	
2017	NEW ENGLAND	8	3	14	13	1	0.0	0.0	0	0	0	0	2	0	0	
2018	NEW ENGLAND	4	2	10	9	1	0.0	0.0	0	0	0	0	1	0	0	
2019	MIAMI	16	15	81	54	27	0.0	0.0	1	35	35	1	8	1	0	
2020	MIAMI	16	14	91	66	25	0.0	0.0	2	26	22	0	11	0	1	
2021	MIAMI	17	4	72	44	28	0.0	0.0	0	0	0	0	4	3	0	
2022	MIAMI	11	4	45	34	11	1.0	4.0	0	0	0	0	1	1	0	
NFL TOTALS		97	54	369	264	105	1.0	4.0	5	61	35t	1	40	5	1	

ERIC ROWE'S NFL PLAYOFF STATS																
YEAR	TEAM	GP	GS	TACKLES					INT	INTERCEPTIONS					FUMBLES	
				TOT	SOLO	ASST	SK	YDS		YDS	LG	TD	PD	FF	FR	
2016	NEW ENGLAND	3	0	11	9	2	0.0	0.0	1	37	37	0	3	0	0	
2017	NEW ENGLAND	3	2	13	11	2	0.0	0.0	0	0	0	0	3	0	0	
NFL TOTALS		6	2	24	20	4	0.0	0.0	1	37	37	0	6	0	0	

ADDITIONAL STATS

**Special Teams Tackles:** (Philadelphia) 1 in 2015, (New England) 1 in 2017 for total of 2.  
**Defensive Touchdown:** 35-yard interception return on 12/29/19 at New England.

SINGLE-GAME CAREER HIGHS

- Tackles:** 11 vs. Baltimore, 9/8/19  
**Interceptions:** 1 6 times, last: vs. Kansas City, 12/13/20  
**Passes Defensed:** 5 vs. L.A. Rams, 11/1/20  
**Forced Fumbles:** 1 4 times, last: vs. Baltimore, 11/11/21  
**Fumble Recoveries:** 1 at Denver, 11/22/20

\* AFC Championship game  
\*\* Super Bowl LII



# JASON SANDERS

KICKER // 5-11 // 190 // NEW MEXICO '18

ACQUIRED: D7B, '18

HOMETOWN: ORANGE, CALIF. // BORN: 11/16/95

NFL: FIFTH SEASON // DOLPHINS: FIFTH SEASON

## NFL CAREER

### TRANSACTIONS:

- 7th-round pick (229th overall) by Miami in the 2018 NFL Draft.

### CAREER HONORS:

- 2020 1st-team All-Pro.
- AFC Special Teams Player of the Week (at Las Vegas, 12/26/20).
- AFC Special Teams Player of the Month (November 2020).
- AFC Special Teams Player of the Month (October 2020).
- AFC Special Teams Player of the Week (at San Francisco, 10/11/20).
- Caught a 1-yard TD pass from P Matt Haack on Dec. 1, 2019, a play dubbed "Mountaineer Shot." The play won the 2019 NFL Bridgestone Clutch Performance of the Year.
- AFC Special Teams Player of the Month (December 2019).
- AFC Special Teams Player of the Week (vs. Philadelphia, 12/1/19).
- AFC Special Teams Player of the Week (at Indianapolis, 11/10/19).
- 2018 PFWA All-Rookie Team.

### CAREER HIGHLIGHTS:

- Played in 78 career games.
- 118-for-142 field goals (83.1 pct.); 168-for-174 extra points (96.6 pct.).
- 1 reception for 1 yard and 1 TD.
- 2 solo special teams tackles.
- Is the franchise's all-time career leader in field goal percentage:

#### DOLPHINS ALL-TIME FG% LEADERS (min. 50 att.)

PLAYER	YRS	FGM	FGA	PCT.
1. JASON SANDERS	2018-22	118	142	83.1
2. Dan Carpenter	2008-12	127	155	81.9
3. Olindo Mare	1997-2006	245	303	80.1
4. Pete Stoyanovich	1989-95	176	222	79.3
5. Caleb Sturgis	2013-14	55	71	77.5

- Had a streak of 69 consecutive made PATs from Dec. 15, 2019 to Nov. 28, 2021 that was the longest active streak in the NFL at that time.

- His 22 consecutive FG streak from 2019-20 is the longest in team history:

#### MOST CONSECUTIVE FIELD GOALS IN DOLPHINS HISTORY

PLAYER	CONS. FGs
1. JASON SANDERS (2019-20)	22
Olindo Mare (1999)	19
3. Dan Carpenter (2009)	17
4. Olindo Mare (2000)	16
Garoy Yepremian (1978)	16

- His 36 field goals made in 2020 ranked 2nd in the league:

#### 2020 NFL FIELD GOALS MADE LEADERS

PLAYER	TEAM	FGM	FGA	PCT.
1. Younghoe Koo	Atl.	37	39	94.9
2. JASON SANDERS	MIA.	36	39	92.3
3. Greg Zuerlein	LV	34	41	82.9
4. Daniel Carlson	NYG	33	35	94.3
5. Rodrigo Blankenship	Ind.	32	37	86.5

- His 36 field goals made in 2020 are 2nd-best in Dolphins history:

#### DOLPHINS SINGLE-SEASON FIELD GOALS MADE LEADERS

PLAYER	YEAR	FGM	FGA	PCT.
1. Olindo Mare	1999	39	46	84.8
2. JASON SANDERS	2020	36	39	92.3
3. Pete Stoyanovich	1991	31	37	83.8
4. Dan Carpenter	2010	30	41	73.2
Pete Stoyanovich	1992	30	37	81.1

- His 92.3 field goal percentage in 2020 is the best in Dolphins history:

#### DOLPHINS SINGLE-SEASON FG% LEADERS

PLAYER	YEAR	FGM	FGA	PCT.
1. JASON SANDERS	2020	36	39	92.3
2. Jay Feely	2007	21	23	91.3
Cody Parkey	2017	21	23	91.3
4. Olindo Mare	2001	19	21	90.5
5. Olindo Mare	2000	28	31	90.3
6. JASON SANDERS	2018	18	20	90.0

- Led the NFL with 13 field goals made in December 2019 – the most successful field goals in 1 month by an NFL kicker since December 2018 (Justin Tucker, 14).
- His 90.0 field goal percentage in 2018 was 8th-best in the league and 6th-best in Dolphins history.
- Was 1 of just 4 NFL kickers to appear in all 16 games and miss 2 or fewer field goals in 2018.

## 2022 (MIAMI):

- Played in 13 games.
- 18-for-22 field goals (81.8 pct.); 34-for-37 extra points (91.9 pct.).
- 1 solo special teams tackle.

**VS. NEW ENGLAND (9/11):** 2-for-2 field goals (100.0 pct.); 2-for-2 extra points (100.0 pct.).

- Made a 43-yard FG in the 1st quarter to give Miami a 3-0 lead.
- Made a 49-yard FG in the 3rd quarter to extend Miami's lead to 20-7.

**VS. PITTSBURGH (10/23):** 3-for-3 field goals (100.0 pct.); 1-for-1 extra points (100.0 pct.).

- Made a 47-yard field goal with 2 seconds remaining in the 1st half to give Miami a 16-10 halftime lead.

**VS. HOUSTON (11/27):** 3-for-3 field goals (100.0 pct.); 3-for-3 extra points (100.0 pct.).

## 2021 (MIAMI):

- Played in all 17 games.
- 23-for-31 field goals (74.2 pct.); 34-for-35 extra points (97.1 pct.).

**AT NEW ENGLAND (9/12):** 1-for-1 field goals (100.0 pct.); 2-for-2 extra points (100.0 pct.).

- Made a 48-yard FG in the 2nd quarter to tie the score 10-10.

**VS. BALTIMORE (11/11):** 3-for-3 field goals (100.0 pct.); 1-for-1 extra points (100.0 pct.).

- Made a 31-yard FG in the 2nd quarter to tie the score 3-3.
- Made a 22-yard FG in the 2nd quarter to give Miami a 6-3 lead.
- Made a 29-yard FG in the 4th quarter to extend Miami's lead to 9-3.

**VS. NEW ENGLAND (1/9):** 2-for-2 field goals (100.0 pct.); 3-for-3 extra points (100.0 pct.).

- Made a 30-yard FG in the 2nd quarter to extend Miami's lead to 17-0.
- Made a 49-yard FG in the 4th quarter to extend Miami's lead to 27-10.
- It was his 100th career FG.

## 2020 (MIAMI):

- Played in all 16 games.
- 36-for-39 field goals (92.3 pct.); 36-for-36 extra points (100.0 pct.).
- His 36 field goals made in 2020 ranked 2nd in the NFL.
- His 92.3 field goal percentage in 2020 set a franchise record.

**AT SAN FRANCISCO (10/11):** 5-for-5 field goals (100.0 pct.); 4-for-4 extra points (100.0 pct.).

- Made FGs from 26, 50, 29, 31 and 49 yards.
- Became the 1st kicker in Dolphins history to have 3 games with at least 5 field goals.

**AT ARIZONA (11/8):** 2-for-2 field goals (100.0 pct.); 4-for-4 extra points (100.0 pct.).

- Made FGs from 50 and 56 yards.
- Became 1st player in team history to make 2 50+ yd. FGs in the same game.
- His 56-yard FG was the 5th-longest in team history.
- Kicked a 50-yard FG with 3:30 remaining that

proved to be the game winner.

- Broke K Olindo Mare's team record of consecutive made field goals with 20.

**AT LAS VEGAS (12/26):** 4-for-4 field goals (100.0 pct.); 2-for-2 extra points (100.0 pct.).

- Made FGs from 37, 39, 22 and 44 yards.
- Hit a 44-yard FG with 0:01 remaining to give Miami a 26-25 win.

## HONORS:

- AFC Special Teams Player of the Week (at San Francisco, 10/11).
- AFC Special Teams Player of the Month (October).
- AFC Special Teams Player of the Month (November).
- AFC Special Teams Player of the Week (at Las Vegas, 12/26).
- 1st-team All-Pro.

## 2019 (MIAMI):

- Played in all 16 games.
- 23-for-30 field goals (76.7 pct.); 29-for-30 extra points (96.7 pct.).
- Led the NFL with 13 field goals made in the month of December – the most successful field goals in 1 month by an NFL kicker since December 2018 (Justin Tucker, 14).

**AT INDIANAPOLIS (11/10):** 3-for-3 field goals (100.0 pct.); 1-for-1 extra points (100.0 pct.).

- Made the second game-winning kick of his career with a 48-yard FG with 5:45 left in the game to give Miami a 13-12 lead.
- Converted another 48-yard FG with 3:31 remaining to extend Miami's lead to 4 points.
- Also made a 47-yard FG in the 1st quarter.
- Became 1st Dolphins kicker since 1999 (Olindo Mare) to make 3 FGs of 45+ yards in the same game.

**VS. PHILADELPHIA (12/1):** 1-for-1 field goals (100.0 pct.); 2-for-3 extra points (66.7 pct.); 1 reception for 1 yard and 1 TD.

- Made a 51-yard FG to extend Miami's lead 37-28 with 3:37 remaining in the game.
- Caught a 1-yard TD pass from P Matt Haack on 4th-and-goal in the 2nd quarter to give Miami a 14-13 lead.
- It was the first TD reception of his career.
- He became the first kicker to catch a touchdown in the NFL since Denver's Jim Turner on Oct. 16, 1977.
- The last time an NFL kicker scored a touchdown was Arizona's Jay Feely on a 5-yard rush on Dec. 12, 2010 vs. Denver.

**AT N.Y. JETS (12/8):** 7-for-8 field goals (87.5 pct.).

- Made FGs from 22, 25, 28, 31, 53, 48 and 37 yards.
- Broke the single-game franchise record of 6 FGs set by K Olindo Mare on Oct. 17, 1999 at New England.
- Set a franchise record with 8 field goal attempts and is one of just 3 kickers in NFL history to attempt 8 FGs in a game. The last NFL kicker to attempt 8 FGs in a game was Tennessee's Rob Bironas on Oct. 21, 2007 at Houston.
- Became the 8th player in NFL history to kick at least 7 FGs in a game and the 1st since Oct. 14,

2018 when N.Y. Jets K Jason Myers had 7 vs. Indianapolis.

#### HONORS:

- Caught a 1-yard TD pass from P Matt Haack in the Dec. 1 win vs. Philadelphia, a play dubbed "Mountaineer Shot." The play won the NFL Bridgestone Clutch Performance of the Year.
- AFC Special Teams Player of the Week (at Indianapolis, 11/10).
- AFC Special Teams Player of the Week (vs. Philadelphia, 12/1).
- Became the 4th player in team history to win AFC Special Teams Player of the Week twice in 1 season, joining Olindo Mare (1999), Matt Turk (2001) and Dan Carpenter (2010).
- AFC Special Teams Player of the Month (December).

#### 2018 (MIAMI):

- Played in all 16 games.
- 18-for-20 field goals (90.0 pct.); 35-for-36 extra points (97.2 pct.).
- Was 1 of just 4 NFL kickers to appear in all 16 games and miss 2 or fewer field goals.

**VS. TENNESSEE (9/9):** 2-for-2 field goals (100.0 pct.); 3-for-3 extra points (100.0 pct.)

- Made his NFL debut and 1st NFL field goal.

**VS. CHICAGO (10/14):** 3-for-3 field goals (100.0 pct.); 2-for-2 extra points (100.0 pct.).

- Converted a 25-yard field goal in the 3rd quarter to extend Miami's lead 21-13.
- Hit a 47-yard field goal as overtime expired to give the Dolphins a 31-28 win. It was the second-longest game-winning field goal in overtime by a rookie since 1974. Rams K Greg Zuerlein kicked a game-winning 54-yarder as a rookie on 12/2/12.
- Hit was the first multi-field goal performance of his career.

**AT GREEN BAY (11/11):** 4-for-4 field goals (100.0 pct.).

- Hit field goals from 37, 25, 47 and 40 yards.

#### HONORS:

- PFWA All-Rookie Team.

### BEFORE THE NFL

#### COLLEGE (NEW MEXICO):

- 4-year letterman (2014-17).

**CAREER:** Played in 50 games; 25-of-35 field goals (71.4 pct.) and 111-of-112 PATs (99.1 pct.) for 186 points; 9 special teams tackles; 1 special teams forced fumble; 266 kickoffs and 195 touchbacks.

- Set a school record for consecutive extra points made with 81.

- Set a school record for most 50+ yard field goals (4).

**SENIOR (2017):** Played in all 12 games; 10-of-15 field goals (66.7 pct.) and 28-of-28 PATs (100.0 pct.) for 58 points; 1 special teams tackle; 48 kickoffs and 39 touchbacks.

- His 81.3 touchback percentage was 3rd in FBS.

**JUNIOR (2016):** Played in all 13 games; 12-of-13 field goals (92.3 pct.) and 61-of-62 PATs (98.4 pct.) for 97 points; 3 special teams tackles; 84 kickoffs and 69 touchbacks.

- His 83.8 touchback percentage led all of FBS.

- His 59 extra points made set a school record.

**SOPHOMORE (2015):** Played in all 13 games; 3-of-7 field goals (42.9 pct.) and 22-of-22 PATs (100.0 pct.) for 31 points; 72 kickoffs and 50 touchbacks.

**TRUE FRESHMAN (2014):** Played in all 12 games; 5 special teams tackles; 1 special teams forced fumble; 62 kickoffs and 37 touchbacks.

#### HIGH SCHOOL (VILLA PARK HS - VILLA PARK, CALIF.)

- Also played soccer.

**SENIOR (2013):** 7-of-12 field goals (58.3 pct.) and 31-of-34 PATs (91.2 pct.); 26 punts for 1,170 yards (45.0 avg.); 57 kickoffs and 38 touchbacks.

- Named his league's Special Teams Player of the Year.

**JUNIOR (2012):** 8-of-15 field goals (53.3 pct.) and 43-of-46 PATs (93.5 pct.); 47 punts for 2,157 yards (45.9 avg.); 81 kickoffs and 54 touchbacks.

- 1st-team all-league.
- 2nd-team all-state.

### OFF THE FIELD

#### COMMUNITY:

**2022:**

- Participated in the DCC XII Golf Tournament.

**2021:**

- Volunteered at the Miami Dolphins Food Relief Program Thanksgiving meal distribution with Feeding South Florida to provide 1,000 meal boxes to South Florida families.

**2019:**

- In 2019, helped distribute 500 Thanksgiving meals purchased through player donations to local South Florida families.

#### PERSONAL:

- **MAJOR:** Political science with a minor in

### JASON SANDERS' NFL REGULAR SEASON STATS

YEAR	TEAM	GP	FGM	FGA	PCT	LG	XPM	XPA	PCT	PTS
2018	MIAMI	16	18	20	90.0	50	35	36	97.2	89
2019	MIAMI	16	23	30	76.7	54	29	30	96.7	104
2020	MIAMI	16	36	39	92.3	56	36	36	100.0	144
2021	MIAMI	17	23	31	74.2	51	34	35	97.1	103
2022	MIAMI	13	18	22	81.8	55	34	37	91.9	88
NFL TOTALS		78	118	142	83.1	56	168	174	96.6	528

## SANDERS' GAME-TYING OR WINNING 4TH QUARTER/OVERTIME KICKS (6)

DATE	OPP	SITUATION	DIST.	W/L	FINAL SCORE
1. 10/14/18	vs. Chi.	Tied 28-28 on the final play of overtime	47 yards	W	31-28*
2. 11/10/19	at Ind.	Trailing 12-10 with 5:45 remaining	48 yards	W	16-12
3. 12/22/19	vs. Cin.	Tied 35-35 on the final play of overtime	37 yards	W	38-35*
4. 11/8/20	at Ari.	Tied 31-31 with 3:30 remaining	50 yards	W	34-31
5. 12/26/20	at LV	Trailing 23-25 with 0:06 remaining	44 yards	W	26-25
6. 9/26/21	at LV	Trailing 25-28 with 2:49 remaining in overtime	50 yards	L	28-31*

\* Overtime game

### ADDITIONAL STATS

**Special Teams Tackles:** 1 in 2019, 1 in 2022 for total of 2.

**Successful Onside Kicks:** 1 in 2019.

**Onside Kick Recoveries:** 1 in 2019.

**Receiving:** 1 reception for 1 yard and 1 TD in 2019.



71

BRANDON  
SHELL

OFFENSIVE LINEMAN // 6-5 // 324 // SOUTH CAROLINA '16

ACQUIRED: FA, '22

HOMETOWN: GOOSE CREEK, S.C. // BORN: 2/6/92

NFL: SEVENTH SEASON // DOLPHINS: FIRST SEASON

## NFL CAREER

## TRANSACTIONS:

- Signed to Miami's active roster on Oct. 22, 2022.
- Signed to Miami's practice squad on Sept. 19, 2022.
- Signed by Seattle as an unrestricted free agent from the N.Y. Jets on March 24, 2020.
- 5th-round pick (158th overall) by the N.Y. Jets in the 2016 NFL Draft.

## CAREER HIGHLIGHTS:

- Played in 79 career games with 68 starts at right tackle.
- Appeared in 1 postseason game with Seattle.

## 2022 (MIAMI):

- Played in 9 games with 7 starts at right tackle.
- Promoted to the active roster on Oct. 22.
- Spent 4 weeks on the practice squad and was elevated twice in that span.

**AT N.Y. JETS (10/9):** Played but did not record any stats.

- Made his Dolphins debut.

**AT DETROIT (10/30):** Started at right tackle.

- Helped the Dolphins total 476 yards of offense in the come-from-behind victory.

**VS. CLEVELAND (11/13):** Started at right tackle.

- Helped the offense total 491 yards and 39 points while not allowing QB Tua Tagovailoa to get sacked.

## 2021 (SEATTLE):

- Started 10 games at right tackle.
- Inactive for 4 games.
- Missed 2 games on the Reserve/COVID-19 List.
- Missed the final game of the season after being placed on injured reserve on Jan. 8.

**AT INDIANAPOLIS (9/12):** Started at right tackle.

- Helped protect QB Russell Wilson, who threw 4 TD passes in the season opener.

## 2020 (SEATTLE):

- Started 11 games at right tackle.
- Dressed but did not play 1 game.
- Inactive for 3 games.
- Missed 1 game on the Reserve/COVID-19 List.

**AT ATLANTA (9/13):** Started at right tackle.

- Made his Seahawks debut and helped protect QB Russell Wilson, who passed for 322 yards and 4 TDs in the win.

**VS. NEW ENGLAND (9/20):** Started at right tackle.

- Blocked for QB Russell Wilson, who passed for 5 TDs in the win.

**AT ARIZONA (10/25):** Started at right tackle.

- Helped Seattle total 200 rushing yards in the game.

## POSTSEASON:

**NFC WILD CARD VS. L.A. RAMS (1/9):** Started at right tackle.

## 2019 (N.Y. JETS):

- Played in 15 games with 11 starts at right tackle.
- Inactive for 1 game.

## 2018 (N.Y. JETS):

- Started 14 games at right tackle.
- Missed the final 2 games of the season after being placed on injured reserve on Dec. 19.

**AT DETROIT (9/10):** Started at right tackle.

- Helped the Jets set a franchise record for most points on the road with 48 in QB Sam Darnold's NFL debut.

**VS. DENVER (10/7):** Started at right tackle.

- Blocked for a ground game that saw RB Isaiah Crowell rush for 219 yards and RB Bilal Powell rush for 99 yards, giving the Jets a total of 323 rushing yards in the win.

## 2017 (N.Y. JETS):

- Started 12 games at right tackle.
- Inactive for 4 games.

**VS. NEW ENGLAND (10/15):** Started at right tackle.

- Helped the Jets total more than 400 yards of offense as QB Josh McCown passed for 354 yards.

**VS. KANSAS CITY (12/3):** Started at right tackle.

- Blocked for a Jets offense that scored 38 points and totaled 488 yards in the win.

## 2016 (N.Y. JETS):

- Played in 8 games with 3 starts at right tackle.
- Dressed but did not play 1 game.
- Inactive for 7 games.

**VS. BALTIMORE (10/23):** Played but did not record any stats.

- Made his NFL debut.
- VS. MIAMI (12/17):** Started at right tackle.
- Made his 1st NFL start.

## BEFORE THE NFL

### COLLEGE (SOUTH CAROLINA):

- 4-year starter (2012-15).
- Also competed in track & field.

**CAREER:** Played in 52 games with 48 starts – 35 at right tackle and 13 at left tackle.

- Finished his career with 47 consecutive starts, which was the 2nd-longest streak in school history.

**SENIOR (2015):** Started all 12 games at left tackle.

**JUNIOR (2014):** Started all 13 games at right tackle.

**SOPHOMORE (2013):** Started all 13 games at right tackle.

**REDSHIRT FRESHMAN (2012):** Played in all 13 games with 10 games – 1 at left tackle and 9 at right tackle.

- Freshman All-American.
- Freshman All-SEC Team.

**TRUE FRESHMAN (2011):** Played in 1 game.

- Took a redshirt year.

### HIGH SCHOOL (GOOSE CREEK HS – GOOSE CREEK, S.C.)

- Also lettered in basketball.

**SENIOR (2010):**

- 1st-team All-American.
- Charleston Post and Courier's Player of the Year.

## OFF THE FIELD

### PERSONAL:

- **MAJOR:** Sociology.
- His great uncle is Pro Football Hall of Famer Art Shell.

## BRANDON SHELL'S NFL REGULAR SEASON STATS

**GAMES/STARTS:** (N.Y. Jets) 2016: 8/3, 2017: 12/12, 2018: 14/14, 2019: 15/11, (Seattle) 2020: 11/11, **NFL TOTALS: 79/68**  
2021: 10/10, (Miami) 2022: 9/7

## BRANDON SHELL'S NFL PLAYOFF STATS

**GAMES/STARTS:** (Seattle) 2020: 1/1

**PLAYOFF TOTALS: 1/1**

## ADDITIONAL STATS

**Miscellaneous Tackles:** (N.Y. Jets) 1 in 2017, 3 in 2018, 1 in 2019, (Miami) 1 in 2022 for total of 6.





## NFL CAREER

### TRANSACTIONS:

- Signed by Miami as an unrestricted free agent from San Francisco on March 17, 2022.
- Signed by San Francisco as an unrestricted free agent from Arizona on March 19, 2021.
- Signed by Arizona as an undrafted college free agent on April 30, 2018.

### CAREER HIGHLIGHTS:

- Played in 74 career games with 8 starts.
- 63 receptions for 789 yards (12.5 avg.) and 4 TDs.
- 25 special teams tackles (19 solo).

### 2022 (MIAMI):

- Played in 13 games with 3 starts.
- 26 receptions for 362 yards (13.9 avg.) and 2 TDs.
- 3 special teams tackles (2 solo).

**VS. NEW ENGLAND (9/11):** 1 reception for 8 yards.

- Made his Dolphins debut.

**VS. CLEVELAND (11/13):** 4 receptions for 63 yards (15.8 avg.) and 1 TD.

- Caught his 1st TD with the Dolphins on a 14-yard reception in the back corner of the end zone with 32 seconds remaining in the 1st half.

**AT SAN FRANCISCO (12/4):** 1 reception for 75 yards and 1 TD.

- Caught a 75-yard TD pass from QB Tua Tagovailoa on the first offensive play of the game.
- The score was the fastest TD in Dolphins history at just 10 seconds into the game.

### 2021 (SAN FRANCISCO):

- Played in all 17 games with 1 start.
- 9 receptions for 87 yards (9.7 avg.) and 1 TD.
- 4 solo special teams tackles.

**AT DETROIT (9/12):** 2 receptions for 23 yards (11.5 avg.) and 1 TD.

- Caught a 5-yard TD pass from QB Trey Lance to open scoring in the 1st quarter.

**AT L.A. RAMS (1/9):** 1 reception for 13 yards; 2 solo special teams tackles.

### POSTSEASON:

**NFC WILD CARD AT DALLAS (1/16):** 1 solo special teams tackle.

**NFC DIVISIONAL AT GREEN BAY (1/22):** 1 solo special teams tackle.

**NFC CHAMPIONSHIP AT L.A. RAMS (1/30):** Played

but did not record any stats.

### 2020 (ARIZONA):

- Played in 15 games with 1 start.
- Spent 1 game on the Reserve/COVID-19 list.
- 5 receptions for 50 yards (10.0 avg.).
- 9 special teams tackles (6 solo).

**AT L.A. RAMS (1/3):** 4 receptions for 44 yards (11.0 avg.).

### 2019 (ARIZONA):

- Played in all 16 games with 1 start.
- 4 receptions for 80 yards (20.0 avg.).
- 8 special teams tackles (6 solo).

**VS. SEATTLE (9/29):** 1 reception for 15 yards.

**AT CINCINNATI (10/6):** 1 reception for 23 yards; 1 solo special teams tackle.

**VS. ATLANTA (10/13):** 1 reception for 38 yards; 1 special teams tackle.

### 2018 (ARIZONA):

- Played in 13 games with 2 starts.
- Inactive for 3 games.
- 19 receptions for 210 yards (11.1 avg.) and 1 TD.
- 1 solo special teams tackle.

**VS. DETROIT (12/9):** 5 receptions for 77 yards (15.4 avg.).

**AT ATLANTA (12/16):** 3 receptions for 15 yards (5.0 avg.) and 1 TD.

- Caught a 7-yard TD pass from QB Mike Glennon in the 4th quarter.

**VS. L.A. RAMS (12/23):** 6 receptions for 62 yards (10.3 avg.).

## BEFORE THE NFL

### COLLEGE (VANDERBILT):

- 4-year letterman (2014-17) and 3-year starter.

**CAREER:** Played in 44 games with 27 starts; 136 receptions for 1,869 yards (13.7 avg.) and 9 TDs; 22 carries for 284 yards (12.9 avg.) and 2 TDs

**SENIOR (2017):** Played in all 12 games with 8 starts; 50 receptions for 729 yards (14.6 avg.) and 5 TDs; 8 carries for 92 yards (11.5 avg.) and 1 TD.

- Voted a team captain.

**JUNIOR (2016):** Played in all 13 games with 7 starts; 34 receptions for 472 yards (13.9 avg.) and 1 TD; 7 carries for 97 yards (13.9 avg.) and 1 TD.

**SOPHOMORE (2015):** Started all 12 games; 51

receptions for 659 yards (12.9 avg.) and 3 TDs; 4 carries for 55 yards (13.8 avg.).

**TRUE FRESHMAN (2014):** Played in 7 games; 1 reception for 9 yards; 3 carries for 40 yards (13.3 avg.).

## HIGH SCHOOL (DANVILLE HS – DANVILLE, ILL.)

- Also lettered in basketball and track & field.

- Played quarterback and defensive back.
- SENIOR (2013):** 2,429 total yards with 22 TD passes and 11 rushing TDs; 83 tackles.
- Honorable mention all-state.

## OFF THE FIELD

### PERSONAL:

- **MAJOR:** Medicine, health & society.

## TRENT SHERFELD'S NFL REGULAR SEASON STATS

YEAR	TEAM	GP	GS	RECEIVING				TD	RUSHING				TD
				REC	YDS	AVG	LG		ATT	YDS	AVG	LG	
2018	ARIZONA	13	2	19	210	11.1	21	1	0	0	0.0	0	0
2019	ARIZONA	16	1	4	80	20.0	38	0	0	0	0.0	0	0
2020	ARIZONA	15	1	5	50	10.0	26	0	0	0	0.0	0	0
2021	SAN FRANCISCO	17	1	9	87	9.7	18	1	0	0	0.0	0	0
2022	MIAMI	13	3	26	362	13.9	75t	2	0	0	0.0	0	0
<b>NFL TOTALS</b>		<b>74</b>	<b>8</b>	<b>63</b>	<b>789</b>	<b>12.5</b>	<b>75t</b>	<b>4</b>	<b>0</b>	<b>0</b>	<b>0.0</b>	<b>0</b>	<b>0</b>

## TRENT SHERFELD'S NFL PLAYOFF STATS

YEAR	TEAM	GP	GS	RECEIVING				TD	RUSHING				TD
				REC	YDS	AVG	LG		ATT	YDS	AVG	LG	
2021	SAN FRANCISCO	3	0	0	0	0.0	0	0	0	0	0.0	0	0.0
<b>PLAYOFF TOTALS</b>		<b>3</b>	<b>0</b>	<b>0</b>	<b>0</b>	<b>0.0</b>	<b>0</b>	<b>0</b>	<b>0</b>	<b>0</b>	<b>0.0</b>	<b>0</b>	<b>0.0</b>

## ADDITIONAL STATS

**Kickoff Returns:** (Arizona) 1 for 15 yards in 2019.

**Special Teams Tackles:** (Arizona) 1 in 2018, 8 in 2019, 9 in 2020, (San Francisco) 4 in 2021, 3 in 2022 for total of 25 (P-2).

**Fumble Recoveries:** (Arizona) 1 in 2019, 3 in 2020, (San Francisco) 2 in 2021 for total of 6.

## SINGLE-GAME CAREER HIGHS

**Receptions:** 6 vs. L.A. Rams, 12/23/18  
**Receiving Yards:** 77 vs. Detroit, 12/9/18  
**Longest Reception:** 75t at San Francisco, 12/4/22  
**Receiving TDs:** 1 4 times, last: at San Francisco, 12/4/22

## 2018 GAME-BY-GAME STATS (ARIZONA)

DATE	OPPONENT	P/S	REC	YDS	AVG	LG	TD
09/09	WASHINGTON	1/0	0	0	0.0	-	0
09/16	at L.A. Rams		INACTIVE				
09/23	CHICAGO	1/0	0	0	0.0	-	0
09/30	SEATTLE	1/0	0	0	0.0	-	0
10/07	at San Francisco	1/0	0	0	0.0	-	0
10/14	at Minnesota		INACTIVE				
10/18	DENVER	1/0	0	0	0.0	-	0
10/28	SAN FRANCISCO		INACTIVE				
11/11	at Kansas City	1/0	0	0	0.0	-	0
11/18	OAKLAND	1/0	1	6	6.0	6	0
11/25	at L.A. Chargers	1/0	1	6	6.0	6	0
12/02	at Green Bay	1/0	1	21	21.0	21	0
12/09	DETROIT	1/1	5	77	15.4	19	0
12/16	at Atlanta	1/1	3	15	5.0	7t	1
12/23	L.A. RAMS	1/0	6	62	10.3	15	0
12/30	at Seattle	1/0	2	23	11.5	18	0
<b>2018 TOTALS</b>		<b>13/2</b>	<b>19</b>	<b>210</b>	<b>11.1</b>	<b>7t</b>	<b>1</b>

## 2019 GAME-BY-GAME STATS (ARIZONA)

DATE	OPPONENT	P/S	REC	YDS	AVG	LG	TD
09/08	DETROIT	1/0	0	0	0.0	-	0
09/15	at Baltimore	1/0	0	0	0.0	-	0
09/22	CAROLINA	1/0	0	0	0.0	-	0
09/29	SEATTLE	1/0	1	15	15.0	15	0
10/06	at Cincinnati	1/0	1	23	23.0	23	0
10/13	ATLANTA	1/1	1	38	38.0	38	0
10/20	at N.Y. Giants	1/0	1	4	4.0	4	0
10/27	at New Orleans	1/0	0	0	0.0	-	0
10/31	SAN FRANCISCO	1/0	0	0	0.0	-	0
11/10	at Tampa Bay	1/0	0	0	0.0	-	0
11/17	at San Francisco	1/0	0	0	0.0	-	0
12/01	L.A. RAMS	1/0	0	0	0.0	-	0
12/08	PITTSBURGH	1/0	0	0	0.0	-	0
12/15	CLEVELAND	1/0	0	0	0.0	-	0
12/22	at Seattle	1/0	0	0	0.0	-	0
12/29	at L.A. Rams	1/0	0	0	0.0	-	0
<b>2019 TOTALS</b>		<b>16/1</b>	<b>4</b>	<b>80</b>	<b>20.0</b>	<b>38</b>	<b>0</b>

## 2020 GAME-BY-GAME STATS (ARIZONA)

DATE	OPPONENT	P/S	REC	YDS	AVG	LG	TD
09/13	at San Francisco	1/0	0	0	0.0	-	0
09/20	WASHINGTON	1/0	0	0	0.0	-	0
09/27	DETROIT	1/0	0	0	0.0	-	0
10/04	at Carolina	1/0	0	0	0.0	-	0
10/11	at N.Y. Jets	1/0	1	6	6.0	6	0
10/19	at Dallas	1/0	0	0	0.0	-	0
10/25	SEATTLE	1/0	0	0	0.0	-	0
11/08	MIAMI	1/0	0	0	0.0	-	0
11/15	BUFFALO	1/0	0	0	0.0	-	0
11/19	at Seattle	1/0	0	0	0.0	-	0
11/29	at New England		RESERVE/COVID-19				
12/06	L.A. RAMS	1/0	0	0	0.0	-	0
12/13	at N.Y. Giants	1/0	0	0	0.0	-	0
12/20	PHILADELPHIA	1/0	0	0	0.0	-	0
12/26	SAN FRANCISCO	1/0	0	0	0.0	-	0
01/03	at L.A. Rams	1/1	4	44	11.0	26	0
<b>2020 TOTALS</b>		<b>15/1</b>	<b>5</b>	<b>50</b>	<b>10.0</b>	<b>26</b>	<b>0</b>

## 2021 GAME-BY-GAME STATS (SAN FRANCISCO)

DATE	OPPONENT	P/S	REC	YDS	AVG	LG	TD
09/12	at Detroit	1/0	2	23	11.5	18.0	1
09/19	at Philadelphia	1/0	1	9	9.0	9.0	0
09/26	GREEN BAY	1/0	0	0	0.0	-	0
10/03	SEATTLE	1/0	0	0	0.0	-	0
10/10	at Arizona	1/0	0	0	0.0	-	0
10/24	INDIANAPOLIS	1/0	1	9	9.0	9.0	0
10/31	at Chicago	1/0	0	0	0.0	-	0
11/07	ARIZONA	1/0	0	0	0.0	-	0
11/15	L.A. RAMS	1/0	0	0	0.0	-	0
11/21	at Jacksonville	1/0	0	0	0.0	-	0
11/28	MINNESOTA	1/0	1	5	5.0	5.0	0
12/05	at Seattle	1/1	2	16	8.0	9.0	0
12/12	at Cincinnati	1/0	0	0	0.0	-	0
12/19	ATLANTA	1/0	0	0	0.0	-	0
12/23	at Tennessee	1/0	0	0	0.0	-	0
01/02	HOUSTON	1/0	1	12	12.0	12.0	0
01/09	at L.A. Rams	1/0	1	13	13.0	13.0	0
<b>2021 TOTALS</b>		<b>17/1</b>	<b>9</b>	<b>87</b>	<b>9.7</b>	<b>18</b>	<b>1</b>

DATE	OPPONENT	P/S	ATT	YDS	AVG	LG	TD
01/16	at Dallas*	1/0	0	0	0.0	-	0
01/22	at Green Bay**	1/0	0	0	0.0	-	0
01/30	at L.A. Rams***	1/0	0	0	0.0	-	0
<b>PLAYOFF TOTALS</b>		<b>3/0</b>	<b>0</b>	<b>0</b>	<b>0.0</b>	<b>-</b>	<b>0</b>

\* NFC Wild Card game

\*\* NFC Divisional game

\*\*\* NFC Championship

## 2022 GAME-BY-GAME STATS (MIAMI)

DATE	OPPONENT	P/S	REC	YDS	AVG	LG	TD
09/11	NEW ENGLAND	1/0	1	8	8.0	8	0
09/18	at Baltimore	1/0	2	9	4.5	12	0
09/25	BUFFALO	1/0	1	5	5.0	5	0
09/29	at Cincinnati	1/0	4	55	13.8	16	0
10/09	at N.Y. Jets	1/0	1	5	5.0	5	0
10/16	MINNESOTA	1/0	1	6	6.0	6	0
10/23	PITTSBURGH	1/1	3	44	14.7	32	0
10/30	at Detroit	1/0	2	25	12.5	14	0
11/06	at Chicago	1/0	3	27	9.0	18	0
11/13	CLEVELAND	1/0	4	63	15.8	27	1
11/27	HOUSTON	1/1	2	33	16.5	24	0
12/04	at San Francisco	1/1	1	75	75.0	75t	1
12/11	at L.A. Chargers	1/0	1	7	7.0	7	0
12/17	at Buffalo						
12/25	GREEN BAY						
01/01	at New England						
TBD	N.Y. JETS						
<b>2022 TOTALS</b>		<b>13/3</b>	<b>26</b>	<b>362</b>	<b>13.9</b>	<b>75t</b>	<b>2</b>



DEFENSIVE TACKLE // 6-6 // 305 // FERRIS STATE '18  
 ACQUIRED: WAL., '19 (BAL.)  
 HOMETOWN: PINCKNEY, MICH. // BORN: 9/7/95  
 NFL: FIFTH SEASON // DOLPHINS: THIRD SEASON

## NFL CAREER

### TRANSACTIONS:

- Awarded off waivers to Miami on Dec. 5, 2019.
- Waived by Baltimore on Dec. 4, 2019.
- Promoted from Baltimore's practice squad on Oct. 5, 2019.
- Signed to Baltimore's practice squad on Sept. 1, 2019.
- Waived by Baltimore on Aug. 31, 2019.
- 7th-round pick (238th overall) by Baltimore in the 2018 NFL Draft.

### CAREER HIGHLIGHTS:

- Played in 55 career games with 29 starts.
- 175 tackles (101 solo), 8.0 sacks, 9 passes defended, 3 forced fumbles and 2 fumble recoveries.

### 2022 (MIAMI):

- Played in 13 games with 11 starts.
- 53 tackles (32 solo), 1.5 sacks, 4 passes defended and 2 forced fumbles.

**VS. MINNESOTA (10/16):** 3 tackles (2 solo) and 1 forced fumble.

- Forced a fumble by TE Irv Smith Jr. in the 3rd quarter but it was recovered by Minnesota.

**VS. DETROIT (10/30):** 4 tackles (3 solo), 1.0 sack and 2 passes defended.

- Sacked QB Jared Goff for a loss of 10 yards on a 3rd-and-9 snap in the 4th quarter, forcing a punt.

**VS. CLEVELAND (11/13):** 4 tackles (3 solo) and 1 forced fumble.

- Forced a fumble of RB Nick Chubb in the 1st quarter that was recovered by CB Xavier Howard.

**AT SAN FRANCISCO (12/4):** 7 tackles (5 solo) and 0.5 sacks.

### 2021 (MIAMI):

- Played in all 17 games with 9 starts.
- 62 tackles (33 solo), 2.0 sacks, 3 passes defended, 1 forced fumble and 2 fumble recoveries.

**AT NEW ENGLAND (9/12):** 3 tackles (2 solo) and 1 fumble recovery.

- Recovered a RB Rhamondre Stevenson forced by S Eric Rowe in the 1st quarter.

**AT LAS VEGAS (9/26):** 9 tackles (4 solo) and 1 pass defended.

**VS. N.Y. JETS (12/19):** 3 tackles (2 solo), 1.0 sack, 1

pass defended and 1 forced fumble.

- Strip-sacked QB Zach Wilson in the 4th quarter and the fumble was recovered by DE Emmanuel Ogbah.

**AT NEW ORLEANS (12/27):** 6 tackles (3 solo) and 1.0 sack.

- Sacked QB Ian Book for a loss of 11 yards in the 4th quarter.

### 2020 (MIAMI):

- Played in all 16 games with 8 starts.
- 48 tackles (30 solo) and 3.5 sacks.

**AT ARIZONA (11/8):** 4 tackles (3 solo).

- Teamed up with LB Elandon Roberts to stop RB Chase Edmonds for no gain on a critical 4th-and-1 in the 4th quarter.

**VS. CINCINNATI (12/6):** 3 solo tackles and 1.0 sack.

- Sacked QB Brandon Allen for a loss of 5 yards in the 4th quarter.

**VS. NEW ENGLAND (12/20):** 5 tackles (3 solo) and 1.0 sack.

- Sacked QB Cam Newton for a loss of 7 yards in the 2nd quarter.

### 2019 (BALTIMORE/MIAMI):

- Played in 3 games with 1 start with Miami.
- 8 tackles (3 solo), 1.0 sack and 2 passes defended with Miami.

- Inactive for 1 game with Miami.

- Awarded off waivers to Miami on Dec. 5.

- Played in 4 games with Baltimore.

- Inactive for 4 games with Baltimore.

- 3 tackles (2 solo) with Baltimore.

**AT CINCINNATI (11/10):** 1 solo tackle.

- Made his Dolphins debut.

**VS. CINCINNATI (12/22):** 7 tackles (3 solo), 1.0 sack and 2 passes defended.

- Sacked QB Andy Dalton in the 1st quarter. It was his 1st career sack.

### 2018 (BALTIMORE):

- Played in 2 games.
- Inactive for 14 games.

- 1 solo tackle.

**VS. DENVER (9/23):** Played but did not record any stats.

- Made his NFL debut.

**VS. PITTSBURGH (11/4):** 1 solo tackle.  
• Made his 1st NFL tackle.

**BEFORE THE NFL**

**COLLEGE (FERRIS STATE):**

- 3-year starter (2014-17).
- Became the first player from his school to ever be selected in the NFL Draft.

**CAREER:** Played in 39 games with 28 starts; 176 tackles (77 solo), 33 sacks 7 forced fumbles, 4 fumble recoveries and 3 passes defended; 2 blocked kicks.

**SENIOR (2017):** Played in all 13 games; 79 tackles (32 solo), 7 sacks, 2 forced fumbles, 2 fumble recoveries and 2 passes defended; 1 blocked kick.

- 1st-team D2 All-American.
- Great Lakes Intercollegiate Conference (GLIAC) Defensive Lineman of the Year.
- 1st-team All-GLIAC.

**JUNIOR (2016):** Played in all 15 games; 80 tackles (37 solo), 19.5 sacks, 5 forced fumbles, 2 fumble recoveries and 1 pass defended; 1 blocked kick.

- 1st-team All-GLIAC.
- His 19.5 sacks were a school record and led all of NCAA Division II.

**SOPHOMORE (2015):** Played in 11 games; 17 tackles (8 solo) and 6.5 sacks.

**REDSHIRT FRESHMAN (2014):** Did not record any stats.

- Redshirted in 2013.

**HIGH SCHOOL (PINCKNEY HS – PINCKNEY, MICH.)**

- Also competed in wrestling and track and field.

**SENIOR (2012):**

- All-conference.

**OFF THE FIELD**

**COMMUNITY:**

**2021:**

- Participated in a class visit for Day of Persons with Disabilities with South Florida Special Olympics athletes.
- Volunteered at the Miami Dolphins Food Relief Program Thanksgiving meal distribution with Feeding South Florida to provide 1,000 meal boxes to South Florida families.

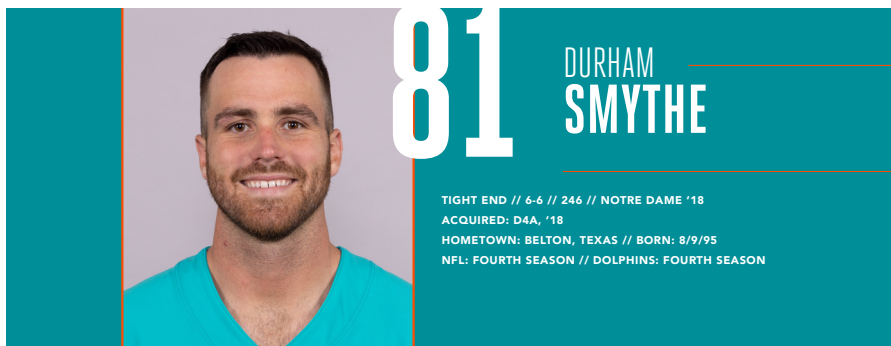
**PERSONAL:**

- **PRONUNCIATION:** Last name is pronounced SEE-ler.

ZACH SIELER'S NFL REGULAR SEASON STATS															
YEAR	TEAM	GP	GS	TACKLES					INTERCEPTIONS					FUMBLES	
				TOT	SOLO	ASST	SK	YDS	INT	YDS	LG	TD	PD	FF	FR
2018	BALTIMORE	2	0	1	1	0	0.0	0.0	0	0	0	0	0	0	0
2019	BALTIMORE	4	0	3	2	1	0.0	0.0	0	0	0	0	0	0	0
	MIAMI	3	1	8	3	5	1.0	8.0	0	0	0	0	2	0	0
2020	MIAMI	16	8	48	30	18	3.5	23.5	0	0	0	0	0	0	0
2021	MIAMI	17	9	62	33	29	2.0	18.0	0	0	0	0	3	1	2
2022	MIAMI	13	11	53	32	21	1.5	13.5	0	0	0	0	4	2	0
NFL TOTALS		55	29	175	101	74	8.0	63.0	0	0	0	0	9	3	2

**SINGLE-GAME CAREER HIGHS**

- Tackles:** 9 at Las Vegas, 9/26/21
- Sacks:** 1.0 7 times, last: at Detroit, 10/30/22
- Passes Defended:** 2 Twice, last: at Detroit, 10/30/22
- Forced Fumbles:** 1 3 times, last: vs. Cleveland, 11/13/22
- Fumble Recoveries:** 1 Twice, last: at Jacksonville in London, 10/17/21



## NFL CAREER

### TRANSACTIONS:

- 4th-round pick (123rd overall) by Miami in the 2018 NFL Draft.

### CAREER HIGHLIGHTS:

- Played in 75 career games with 52 starts.
- 82 receptions for 755 yards (9.2 avg.) and 3 TDs.
- 4 carries for 4 yards (1.0 avg.) and 1 TD.
- 8 kickoff returns for 77 yards (9.6 avg.).
- 11 special teams tackles (8 solo).
- 2 miscellaneous tackles.

### 2022 (MIAMI):

- Played in 12 games with 11 starts.
- Inactive for 1 game.
- 9 receptions for 75 yards (8.3 avg.) and 1 TD.
- 2 carries for 1 yard (0.5 avg.) and 1 TD.
- 2 kickoff returns for 27 yards (13.5 avg.).
- 2 special teams tackles (1 solo).
- 1 miscellaneous tackle.

**VS. BUFFALO (9/25):** 3 receptions for 23 yards (7.7 avg.).

**AT N.Y. JETS (10/9):** 1 reception for 8 yards; 1 carry for 1 yard and 1 TD.

- Lined up under center and moved the pile into the end zone for a 1-yard TD run, the 1st TD run of his career.

**VS. HOUSTON (11/27):** 1 reception for 4 yards and 1 TD.

- Caught a 4-yard TD pass from QB Tua Tagovailoa on a 2nd-and-goal snap from the 4-yard line in the 1st quarter.

### 2021 (MIAMI):

- Played in all 17 games with 12 starts.
- 34 receptions for 357 yards (10.5 avg.).
- 2 carries for 3 yards (1.5 avg.).
- 2 special teams tackles (1 solo).

**AT JACKSONVILLE IN LONDON (10/17):** 5 receptions for 59 yards (11.8 avg.).

**VS. ATLANTA (10/24):** 3 receptions for 37 yards (12.3 avg.).

**AT N.Y. JETS (11/21):** 4 receptions for 37 yards (9.3 avg.).

### 2020 (MIAMI):

- Played in 15 games with 13 starts.
  - Inactive for 1 game.
  - 26 receptions for 208 yards (8.0 avg.) and 2 TDs.
- VS. N.Y. JETS (10/18):** 1 reception for 4 yards and 1 TD.
- Caught a 4-yard TD pass from QB Ryan Fitzpatrick in the 2nd quarter to extend Miami's lead to 21-0.
  - It was his 1st career TD.

**VS. L.A. CHARGERS (11/15):** 2 receptions for 9 yards (4.5 avg.) and 1 TD.

- Caught a 2-yard TD pass from QB Tua Tagovailoa in the 4th quarter to extend Miami's lead to 26-14.

**VS. NEW ENGLAND (12/20):** 5 receptions for 40 yards (8.0 avg.).

### 2019 (MIAMI):

- Played in all 16 games with 14 starts.
- 7 receptions for 65 yards (9.3 avg.).
- 4 kickoff returns for 45 yards (11.3 avg.).
- 7 special teams tackles (6 solo).
- 1 miscellaneous tackle.

**VS. NEW ENGLAND (9/15):** 1 reception for 24 yards.

**VS. PHILADELPHIA (12/1):** 2 receptions for 13 yards (6.5 avg.); 1 kickoff return for 6 yards.

**VS. CINCINNATI (12/22):** 2 receptions for 18 yards (9.0 avg.); 1 solo special teams tackle.

### 2018 (MIAMI):

- Played in 15 games with 2 starts.
- Inactive for 1 game.
- 6 receptions for 50 yards (8.3 avg.).
- 1 kickoff return for 0 yards (0.0 avg.).

**AT INDIANAPOLIS (11/25):** 2 receptions for 27 yards (13.5 avg.).

- Made 1st career start.
- Made 1st career reception on a 21-yard pass from QB Ryan Tannehill.

**VS. JACKSONVILLE (12/23):** 1 reception for 9 yards (9.0 avg.).

**AT BUFFALO (12/30):** 3 receptions for 14 yards (4.7 avg.).

## BEFORE THE NFL

### COLLEGE (NOTRE DAME):

- 4-year letterman (2014-17) and 2-year starter.

**CAREER:** Played in 41 games with 28 starts; 28 receptions for 381 yards (13.6 avg.) and 6 TDs.

**SENIOR (2017):** Started all 13 games; 15 receptions for 244 yards (16.3 avg.) and 1 TD.

- Helped block for the 7th-best rushing offense in FBS (269.3 rushing yards per game), the school's best finish since 1995.
- Helped the school set a single-season rushing record with 3,503 rushing yards.

**JUNIOR (2016):** Started all 12 games; 9 receptions for 112 yards (12.4 avg.) and 4 TDs.

**SOPHOMORE (2015):** 3 starts; 3 receptions for 18 yards (6.0 avg.) and 1 TD.

**REDSHIRT FRESHMAN (2014):** Played in all 13 games; 1 reception for 7 yards.

- Redshirted in 2013.

**HIGH SCHOOL (BELTON HS – BELTON, TEXAS)**

- Played defensive end as a freshman before moving to tight end.

**SENIOR (2012):** 37 receptions for 547 yards (14.8 avg.) and 6 TDs.

- 1st-team all-district.
- JUNIOR (2011):** 22 receptions for 341 yards (15.5 avg.) and 3 TDs.
- 1st-team all-district.
- SOPHOMORE (2010):** 8 receptions for 120 yards (15.0 avg.) and 2 TDs.

OFF THE FIELD

COMMUNITY:

- 2021:**
- Volunteered at the Miami Dolphins holiday event to spend time with and provide dinner and children's gifts for South Florida families.
  - Volunteered at the Miami Dolphins Food Relief Program Thanksgiving meal distribution with Feeding South Florida to provide 1,000 meal boxes to South Florida families.

PERSONAL:

- PRONUNCIATION:** Last name is pronounced sm-eye-th.

Durham Smythe's NFL Regular Season Stats														
Year	Team	GP	GS	Receiving					TD	Rushing				
				Rec	Yds	Avg	LG	TD		Att	Yds	Avg	LG	TD
2018	Miami	15	2	6	50	8.3	21	0	0	0	0.0	0	0	
2019	Miami	16	14	7	65	9.3	24	0	0	0	0.0	0	0	
2020	Miami	15	13	26	208	8.0	19	2	0	0	0.0	0	0	
2021	Miami	17	12	34	357	10.5	25	0	2	3	1.5	2	0	
2022	Miami	12	11	9	75	8.3	19	1	2	1	0.5	1t	1	
NFL Totals		75	52	82	755	9.2	25	3	4	4	1.0	1t	1	

ADDITIONAL STATS

- Special Teams Tackles:** 7 in 2019, 2 in 2021, 2 in 2022 for total of 11.
- Miscellaneous Tackles:** 1 in 2019 and 1 in 2022 for total of 2.
- Kickoff Returns:** 1 for 0 yards in 2018, 4 for 45 yards in 2019, 1 in 2020 for 5 yards, 2 in 2022 for 27 yards for total of 8 for 77 yards (9.6 avg.).
- Miscellaneous Fumble Recoveries:** 1 in 2018.

SINGLE-GAME CAREER HIGHS

- Receptions:** 5 3 times, last: vs. Carolina, 11/28/21
- Receiving Yards:** 59 at Jacksonville in London, 10/17/21
- Longest Reception:** 25 at Jacksonville in London, 10/17/21
- Receiving TDs:** 1 Twice, last: vs. L.A. Chargers, 11/15/20

2018 GAME-BY-GAME STATS (MIAMI)

DATE	OPPONENT	P/S	REC	YDS	AVG	LG	TD
09/09	TENNESSEE	1/0	0	0	0.0	0	0
09/16	at N.Y. Jets	1/0	0	0	0.0	0	0
09/23	OAKLAND	1/0	0	0	0.0	0	0
09/30	at New England	1/0	0	0	0.0	0	0
10/07	at Cincinnati	1/0	0	0	0.0	0	0
10/14	CHICAGO	1/0	0	0	0.0	0	0
10/21	DETROIT	1/0	0	0	0.0	0	0
10/25	at Houston	1/0	0	0	0.0	0	0
11/04	N.Y. JETS	1/0	0	0	0.0	-	0
11/11	at Green Bay		INACTIVE				
11/25	at Indianapolis	1/1	2	27	13.5	21	0
12/02	BUFFALO	1/0	0	0	0.0	0	0
12/09	NEW ENGLAND	1/0	0	0	0.0	0	0
12/16	at Minnesota	1/1	0	0	0.0	0	0
12/23	JACKSONVILLE	1/0	1	9	9.0	9	0
12/30	at Buffalo	1/0	3	14	4.7	5	0
2018 TOTALS		15/2	6	50	8.3	21	0

## 2019 GAME-BY-GAME STATS (MIAMI)

DATE	OPPONENT	P/S	REC	YDS	AVG	LG	TD
09/08	BALTIMORE	1/1	0	0	0.0	0	0
09/15	NEW ENGLAND	1/1	1	24	24.0	24	0
09/22	at Dallas	1/1	0	0	0.0	0	0
09/29	L.A. CHARGERS	1/0	0	0	0.0	0	0
10/13	WASHINGTON	1/1	0	0	0.0	0	0
10/20	at Buffalo	1/1	0	0	0.0	0	0
10/28	at Pittsburgh	1/1	0	0	0.0	0	0
11/03	N.Y. JETS	1/1	0	0	0.0	0	0
11/10	at Indianapolis	1/0	0	0	0.0	0	0
11/17	BUFFALO	1/1	0	0	0.0	0	0
11/24	at Cleveland	1/1	0	0	0.0	0	0
12/01	PHILADELPHIA	1/1	2	13	6.5	7	0
12/08	at N.Y. Jets	1/1	1	2	2.0	2	0
12/15	at N.Y. Giants	1/1	0	0	0.0	0	0
12/22	CINCINNATI	1/1	2	18	9.0	13	0
12/29	at New England	1/1	1	8	8.0	8	0
2019 TOTALS		16/14	7	65	9.3	24	0

## 2020 GAME-BY-GAME STATS (MIAMI)

DATE	OPPONENT	P/S	REC	YDS	AVG	LG	TD
09/13	at New England	1/1	0	0	0.0	0	0
09/20	BUFFALO	1/0	0	0	0.0	0	0
09/24	at Jacksonville	1/1	1	7	7.0	7	0
10/04	SEATTLE	1/1	2	30	15.0	18	0
10/11	at San Francisco		INACTIVE				
10/18	N.Y. JETS	1/0	1	4	4.0	4t	1
11/01	L.A. RAMS	1/1	2	16	8.0	8	0
11/08	at Arizona	1/1	1	19	19.0	19	0
11/15	L.A. CHARGERS	1/1	2	9	4.5	7	1
11/22	at Denver	1/1	0	0	0.0	0	0
11/29	at N.Y. Jets	1/1	3	19	6.3	12	0
12/06	CINCINNATI	1/1	2	16	8.0	11	0
12/13	KANSAS CITY	1/1	2	19	9.5	10	0
12/20	NEW ENGLAND	1/1	5	40	8.0	15	0
12/26	at Las Vegas	1/1	2	6	3.0	5	0
01/03	at Buffalo	1/1	3	23	7.7	11	0
2020 TOTALS		15/13	26	208	8.0	19	2

## 2021 GAME-BY-GAME STATS (MIAMI)

DATE	OPPONENT	P/S	REC	YDS	AVG	LG	TD
09/12	at New England	1/1	1	9	9.0	9	0
09/19	BUFFALO	1/1	0	0	0.0	-	0
09/26	at Las Vegas	1/0	0	0	0.0	-	0
10/03	INDIANAPOLIS	1/1	2	6	3.0	4	0
10/10	at Tampa Bay	1/0	2	23	11.5	21	0
10/17	at Jacksonville	1/1	5	59	11.8	25	0
10/24	ATLANTA	1/0	3	37	12.3	18	0
10/31	at Buffalo	1/1	0	0	0.0	-	0
11/07	HOUSTON	1/0	2	27	13.5	21	0
11/11	BALTIMORE	1/1	1	23	23.0	23	0
11/21	at N.Y. Jets	1/0	4	37	9.3	18	0
11/28	CAROLINA	1/1	5	32	6.4	11	0
12/05	N.Y. GIANTS	1/1	0	0	0.0	-	0
12/19	N.Y. JETS	1/1	1	4	4.0	4	0
12/27	at New Orleans	1/1	3	31	10.3	13	0
01/02	at Tennessee	1/1	3	37	12.3	21	0
01/09	NEW ENGLAND	1/1	2	32	16.0	17	0
2021 TOTALS		17/12	34	357	10.5	25	0

## 2022 GAME-BY-GAME STATS (MIAMI)

DATE	OPPONENT	P/S	REC	YDS	AVG	LG	TD
09/11	NEW ENGLAND	1/1	1	14	14.0	14	0
09/18	at Baltimore	1/1	1	5	5.0	5	0
09/25	BUFFALO	1/1	3	23	7.7	13	0
09/29	at Cincinnati	1/1	0	0	0.0	-	0
10/09	at N.Y. Jets	1/1	1	8	8.0	8	0
10/16	MINNESOTA		INACTIVE				
10/23	PITTSBURGH	1/1	0	0	0.0	-	0
10/30	at Detroit	1/1	0	0	0.0	-	0
11/06	at Chicago	1/1	0	0	0.0	-	0
11/13	CLEVELAND	1/1	0	0	0.0	-	0
11/27	HOUSTON	1/1	1	4	4.0	4t	1
12/04	at San Francisco	1/0	2	21	10.5	19	0
12/11	at L.A. Chargers	1/1	0	0	0.0	-	0
12/17	at Buffalo						
12/25	GREEN BAY						
01/01	at New England						
TBD	N.Y. JETS						
2022 TOTALS		12/11	9	75	8.3	19	1





1

TUA TAGOVAILOA

QUARTERBACK // 6-1 // 217 // ALABAMA '20  
ACQUIRED: D1A, '20  
HOMETOWN: EWA BEACH, HAWAII // BORN: 3/2/98  
NFL: THIRD SEASON // DOLPHINS: THIRD SEASON



NFL CAREER

TRANSACTIONS:

- 1st-round pick (5th overall) by Miami in the 2020 NFL Draft.

CAREER HONORS:

- FedEx Air NFL Player of the Week (vs. Cleveland, 11/13/22).
- FedEx Air NFL Player of the Week (at Chicago, 11/6/22).
- FedEx Air NFL Player of the Week (at Detroit, 10/30/22).
- AFC Offensive Player of the Week (at Baltimore, 9/18/22).
- FedEx Air NFL Player of the Week (at Baltimore, 9/18/22).
- Pepsi NFL Rookie of the Week (vs. Kansas City, 12/13/20).
- Pepsi NFL Rookie of the Week (vs. Cincinnati, 12/6/20).

CAREER HIGHLIGHTS:

- Played in 34 career games with 32 starts.
- 675-of-1,023 passing (66.0 pct.) for 7,471 yards, 49 TDs and a QB rating of 95.3.
- 100 carries for 300 yards (3.0 avg.) and 6 TDs.
- 1 miscellaneous tackle.
- His 95.3 passer rating is the best in team history:

HIGHEST PASSER RATING IN DOLPHINS HISTORY  
(min. 250 att.)

PLAYER	YRS	RATING
1. TUA TAGOVAILOA	2020-22	95.3
2. Chad Pennington	2008-10	94.5
3. Ryan Fitzpatrick	2019-20	89.0
4. Ryan Tannehill	2012-18	87.0
5. Dan Marino	1983-99	86.4

- His 66.0 completion percentage is 2nd-best in team history:

HIGHEST COMPLETION PERCENTAGE IN DOLPHINS HISTORY  
(min. 150 comp.)

PLAYER	YRS	ATT	CMP	PCT.
1. Chad Pennington	2008-10	552	373	67.6
2. TUA TAGOVAILOA	2020-22	1,023	675	66.0
3. Ryan Fitzpatrick	2019-20	769	494	64.2
4. Ryan Tannehill	2012-18	2,911	1,829	62.8
5. Jay Cutler	2017	429	266	62.0

- His 1.96 interception rate is 3rd-lowest in team history:

LOWEST INTERCEPTION RATE IN DOLPHINS HISTORY  
(min. 250 att.)

PLAYER	YRS	ATT	INT	INT%
1. Chad Pennington	2008-10	552	9	1.63
2. Cleo Lemon	2005-07	377	7	1.86
3. TUA TAGOVAILOA	2020-22	1,023	20	1.96
4. Ryan Tannehill	2012-18	2,911	75	2.58
5. Gus Frerotte	2005	494	13	2.63

- His six 300-yard passing games are the 5th-most in Dolphins history:

MOST 300-YARD PASSING GAMES IN DOLPHINS HISTORY

PLAYER	YRS	300+ YD GAMES
1. Dan Marino	1983-99	63
2. Ryan Tannehill	2012-18	16
3. Ryan Fitzpatrick	2019-20	7
Chad Henne	2008-11	7
5. TUA TAGOVAILOA	2020-22	6

- His 108.2 passer rating is 2nd in the NFL in 2022:

NFL PASSER RATING LEADERS (2022)

PLAYER	TEAM	RATING
1. Jalen Hurts	Philadelphia	108.4
2. Tua Tagovailoa	Miami	108.2
3. Geno Smith	Seattle	106.8
4. Patrick Mahomes	Kansas City	103.4
5. Jimmy Garoppolo	San Francisco	103.0

- His 6 passing TDs on Sept. 18, 2022 at Baltimore were tied for the most in Dolphins history:

MOST PASSING TDs IN DOLPHINS HISTORY (SINGLE GAME)

PLAYER	DATE, OPP	YDS	TDs
1. TUA TAGOVAILOA	9/18/22, AT BAL.	469	6
Dan Marino	9/21/86, at NYJ	448	6
Bob Griese	11/24/77, at StL	207	6
4. Dan Marino	Five times		5

- His 469 passing yards on Sept. 18, 2022 at Baltimore were the 4th-most in Dolphins history:

MOST PASSING YARDS IN DOLPHINS HISTORY (SINGLE GAME)

PLAYER	DATE, OPP	YDS
1. Dan Marino	10/23/88, vs. NYJ	521
2. Dan Marino	9/4/94, vs. NE	473
3. Dan Marino	12/2/84, vs. LAR	470
4. TUA TAGOVAILOA	9/18/22, AT BAL.	469
5. Dan Marino	10/1/95, at Cin.	450

- His 36 completions on Sept. 18, 2022 at Baltimore were the 4th-most in Dolphins history:

MOST COMPLETIONS IN DOLPHINS HISTORY (SINGLE GAME)			
	PLAYER	DATE, OPP	COMP.
1.	Dan Marino	11/16/86, at Buf.	39
2.	Dan Marino	11/23/97, at NE	38
3.	<b>TUA TAGOVAILOA</b>	<b>9/18/22, AT BAL.</b>	<b>36</b>
4.		Six times	35

- Became 3rd rookie QB in Super Bowl era (Dak Prescott and Kyle Allen) to not throw an interception in his 1st 5 career starts (min. 100 att.).
- Became the 1st Dolphins rookie QB in team history to win each of his 1st 3 starts.
- Did not throw an interception in 5 consecutive starts (Games 7-10, 12 of the 2020 season), trying the franchise record (Jay Fiedler) for most consecutive starts without an interception.
- Joined QB Carson Wentz (Philadelphia) as only rookie QBs in the Super Bowl era to win each of his 1st 3 NFL starts and not throw an interception.
- His 64.1 completion percentage in 2020 was the best by a rookie in team history:

HIGHEST COMPLETION PERCENTAGE BY A ROOKIE IN DOLPHINS HISTORY (min. 75 comp.)				
	PLAYER	YRS	ATT	CMP PCT.
1.	<b>TUA TAGOVAILOA</b>	<b>2020</b>	<b>290</b>	<b>186 64.1</b>
2.	Dan Marino	1983	296	173 58.4
3.	Ryan Tannehill	2012	484	282 58.3
4.	David Woodley	1980	327	176 53.8

- His 87.1 passer rating in 2020 was the 2nd-best by a rookie in team history behind only Hall of Famer Dan Marino:

HIGHEST PASSER RATING BY A ROOKIE IN DOLPHINS HISTORY (min. 150 att.)		
	PLAYER	YRS RATING
1.	Dan Marino	1983 96.0
2.	<b>TUA TAGOVAILOA</b>	<b>2020 87.1</b>
3.	Ryan Tannehill	2012 76.1

- Served as a team captain in 2022.

## 2022 (MIAMI):

- Started 11 games.
- Inactive for 2 games.
- 226-of-345 passing (65.5 pct.) for 3,004 yards, 22 TDs and a QB rating of 108.2.
- 22 carries for 63 yards (2.9 avg.).
- Serves as a team captain.

- AT BALTIMORE (9/18):** 36-of-50 passing (72.0 pct.) for 469 yards, 6 TDs and a QB rating of 124.1; 1 carry for 1 yard.
- Led the largest fourth-quarter comeback (21 points) and road comeback in franchise history.
  - Connected on TD passes of 48 and 60 yards to WR Tyreek Hill in the second half.
  - Found WR Jaylen Waddle for a 7-yard TD with 14 seconds left to win the game.
  - His 6 passing TDs tied a franchise record with Hall of Fame QBs Dan Marino and Bob Griese.
  - His 4 passing TDs in the 4th quarter were a Dolphins record.
  - His 461 passing yards were the 4th-most in a

game in team history and most by anyone not named QB Dan Marino.

- His 36 completions were the 3rd-most in a game in Dolphins annals.
  - Became the 2nd-youngest NFL player since 1950 (Patrick Mahomes) to throw for 450+ yards and 6+ TDs in a game.
- AT DETROIT (10/30):** 29-of-36 passing (80.6 pct.) for 382 yards, 3 TDs and a QB rating of 138.7; 5 carries for 19 yards (3.8 avg.).
- Completed TD passes to WR Jaylen Waddle twice (5 and 29 yards) and TE Mike Gesicki (11 yards) in the win.
  - Threw for 300 yards for the 2nd time in the season.
  - Had 253 passing yards and a 144.7 passer rating in the 1st half.
  - Surpassed QB David Woodley (5,928) for sixth place in the team's all-time passing yards chart.

- AT CHICAGO (11/6):** 21-of-30 passing (70.0 pct.) for 302 yards, 3 TDs and a QB rating of 135.7.
- Became the first QB in franchise history to post back-to-back games with 300+ yards passing, 3+ passing TDs and 0 interceptions.
  - Completed a 3-yard TD pass to WR Tyreek Hill in the 2nd quarter.
  - Threw 2 TD passes in the 3rd quarter – 1 to WR Jaylen Waddle (18 yards) and 1 to RB Jeff Wilson Jr. (10 yards).

## HONORS:

- FedEx Air NFL Player of the Week (vs. Cleveland, 11/13).
- FedEx Air NFL Player of the Week (at Chicago, 11/6).
- FedEx Air NFL Player of the Week (at Detroit, 10/30).
- AFC Offensive Player of the Week (at Baltimore, 9/18).
- FedEx Air NFL Player of the Week (at Baltimore, 9/18).

## 2021 (MIAMI):

- Played in 13 games with 12 starts.
- Dressed but did not play in 1 game.
- Missed 3 games after being placed on injured reserve on Sept. 25 and activated on Oct. 16.
- 263-of-388 passing (67.8 pct.) for 2,653 yards, 16 TDs and a QB rating of 90.1.
- 42 carries for 128 yards (3.0 avg.) and 3 TDs.
- 1 assisted miscellaneous tackle.
- 2 miscellaneous fumble recoveries.

- AT JACKSONVILLE IN LONDON (10/17):** 33-of-47 passing (70.2 pct.) for 329 yards, 2 TDs and a QB rating of 95.1; 3 carries for 22 yards (7.3 avg.).
- Completed a 6-yard TD pass to WR Jaylen Waddle in the 1st quarter to give Miami a 7-0 lead.
  - Completed a 2-yard TD pass to WR Jaylen Waddle in the 4th quarter.

- VS. ATLANTA (10/24):** 32-of-40 passing (80.0 pct.) for 291 yards, 4 TDs and a QB rating of 109.5.
- Completed a 10-yard TD pass to WR Isaiah Ford in the 1st quarter to give Miami a 7-0 lead.
  - Completed a 6-yard TD pass to TE Mike Gesicki in the 3rd quarter.

- Completed a 7-yard TD pass to RB Myles Gaskin in the 4th quarter.
  - Completed a 4-yard TD pass to WR Mack Hollins in the 4th quarter to give Miami a 28-27 lead.
- VS. BALTIMORE (11/11):** 8-of-13 passing (61.5 pct.) for 158 yards for a QB rating of 104.0; 3 carries for 0 yards and 1 TD.
- Scored on a 1-yard TD run in the 4th quarter to extend Miami's lead to 22-10.
- AT N.Y. JETS (11/21):** 27-of-33 passing (81.8 pct.) for 273 yards and 2 TDs for a QB rating of 108.7; 3 carries for 6 yards (2.0 avg.).
- Completed a 65-yard TD pass to WR Mack Hollins in the 3rd quarter to give Miami a 14-7 lead.
  - Completed a 5-yard TD pass to RB Myles Gaskin in the 4th quarter to give Miami a 21-14 lead.

## 2020 (MIAMI):

- Played in 10 games with 9 starts.
  - Inactive for 1 game.
  - Dressed but did not play in 5 games.
  - 186-of-290 passing (64.1 pct.) for 1,814 yards, 11 TDs and a QB rating of 87.1.
  - 36 carries for 109 yards (3.0 avg.) and 3 TDs.
  - 1 miscellaneous tackle.
- VS. N.Y. JETS (10/18):** 2-of-2 passing (100.0 pct.) for 9 yards for a QB rating of 85.4.
- Made his NFL and Dolphins debut.
  - Became the 4th left-handed QB to throw a pass for the Dolphins, joining Jim Del Gaizo, Scott Mitchell and Pat White.
- AT ARIZONA (11/8):** 20-of-28 passing (71.4 pct.) for 248 yards, 2 TDs and a QB rating of 122.3; 7 carries for 35 yards (5.0 avg.).
- Completed a 9-yard TD pass to WR Preston Williams to extend Miami's lead to 21-14.
  - Completed an 11-yard TD pass to WR Mack Hollins in the 4th quarter to even the score 31-31.
  - Trailing by 7 entering the 4th quarter, completed 6-of-8 (75.0 pct.) passes for 67 yards and 1 TD in final frame to lead come-from-behind win.
  - Became the 1st Dolphins player to have a game-winning drive in the 4th quarter or OT within his 1st 2 NFL starts since Chad Henne in 2009.
  - It was the 1st 4th-quarter comeback of his career.
- VS. KANSAS CITY (12/13):** 28-of-48 passing (58.3 pct.) for 316 yards, 2 TDs and a QB rating for 83.3; 6 carries for 24 yards (4.0 avg.) and 1 TD.
- Completed a 7-yard TD pass to TE Mike Gesicki to give Miami a 7-0 lead.
  - Completed a 29-yard TD pass to TE Mike Gesicki in the 4th quarter.
  - Scored on a 1-yard TD run in the 4th quarter.
  - Posted the 1st 300-yard passing game of his career.
- VS. NEW ENGLAND (12/20):** 20-of-26 passing (76.9 pct.) for 145 yards and a QB rating of 73.4; 3 carries for 9 yards (3.0 avg.) and 2 TDs.
- Scored on a 3-yard TD run in the 4th quarter to give Miami a 15-12 lead.
  - Scored on a 1-yard TD run in the 4th quarter to extend Miami's lead to 22-12.
  - Became the 5th QB in Dolphins history to have 2 rushing TDs in the same game and 1st since QB

Cleo Lemon on 10/14/07 at Cleveland.

## HONORS:

- Pepsi NFL Rookie of the Week (vs. Kansas City, 12/13).
- Pepsi NFL Rookie of the Week (vs. Cincinnati, 12/6).

## BEFORE THE NFL

### COLLEGE (ALABAMA):

- 3-year letterman (2017-19) and 2-year starter.
- CAREER:** Played in 33 career games with 24 starts; 474-of-684 passing (69.3 pct.) for 7,442 yards and 87 TDs; 107 carries for 340 yards (3.2 avg.) and 9 TDs.
- His 87 career passing TDs set a school record.
  - His 7,442 career passing yards ranked 3rd in school history.
- JUNIOR (2019):** Started 9 games; 180-of-252 passing (71.4 pct.) for 2,840 yards and 33 TDs; 23 carries for 17 yards (0.7 avg.) and 2 TDs.
- Co-Polynesian Player of the Year.
  - Won the Bobby Bowden Award (Division I player who epitomizes a student-athlete from a faith perspective).
  - 2nd-team All-SEC.
- SOPHOMORE (2018):** Started all 15 games; 245-of-355 passing (69.0 avg.) for 3,966 yards and 43 TDs; 57 carries for 190 yards (3.3 avg.) and 5 TDs.
- His 43 TD passes were a single-season school record.
  - His 3,966 passing yards were a single-season school record.
  - His 245 completions ranked 4th in school history.
  - His 48 total TDs led the SEC and ranked 2nd nationally.
  - Consensus All-American.
  - Walter Camp Player of the Year.
  - Won the Maxwell Award (nation's top all-around player).
  - Sporting News National Player of the Year.
  - SEC Offensive Player of the Year.
  - 1st-team All-SEC.
  - Finalist for the Davey O'Brien Award (best quarterback).
- TRUE FRESHMAN (2017):** Played in 9 games; 49-of-77 passing (63.6 pct.) and 11 TDs; 27 carries for 133 yards (4.9 avg.) and 2 TDs.
- Entered the game in the 2nd half and helped team erase 13-0 to win the College Football Playoff National Championship.
  - College Football Playoff National Championship Offensive MVP.

### HIGH SCHOOL (SAINT LOUIS SCHOOL - HONOLULU, HAWAII)

- CAREER:** 8,158 passing yards and 84 TDs; 1,727 rushing yards and 27 TDs.
- His 8,158 passing yards were a new Hawaii high school record.
- SENIOR (2016):** 3,932 passing yards and 43 TDs.
- Hawaii Gatorade Player of the Year.
  - Won a state championship.

## OFF THE FIELD

### COMMUNITY:

#### 2022:

- Hosted 1st annual "Luau for Tua" in South Florida, which raised more than \$50,000 for Big Brothers Big Sisters of Miami-Dade and Broward counties.

#### 2021:

- Volunteered at the Miami Dolphins holiday event to spend time with and provide dinner and children's gifts for South Florida families.
- In 2021, established the Tua Foundation, dedicated to the support of youth initiatives, health and wellness and other charitable causes.

#### 2020:

- In 2020, established a \$300,000 permanent scholarship endowment at his high school alma mater, Saint Louis School in Honolulu, Hawaii.

### PERSONAL:

- PRONUNCIATION:** Name is pronounced TOO-uh TUNG-oh-vai-LOA.
- MAJOR:** Communication studies.

### TUA TAGOVAILOA'S NFL REGULAR SEASON PASSING STATS

YEAR	TEAM	GP	GS	ATT	CMP	PCT	YDS	Y/A	TD	INT	LG	SK/YDS	RATE
2020	MIAMI	10	9	290	186	64.1	1814	6.3	11	5	35	20/136	87.1
2021	MIAMI	13	12	388	263	67.8	2653	6.8	16	10	65t	20/152	90.1
2022	MIAMI	11	11	345	226	65.5	3004	8.7	22	5	75t	17/130	108.2
NFL TOTALS		34	32	1023	675	66.0	7471	7.3	49	20	75t	57/418	95.3

### TUA TAGOVAILOA'S NFL REGULAR SEASON RUSHING/RECEIVING STATS

YEAR	TEAM	GP	GS	RUSHING				RECEIVING			
				ATT	YDS	AVG	LG	TD	REC	YDS	AVG
2020	MIAMI	10	9	36	109	3.0	17	3	0	0	0.0
2021	MIAMI	13	12	42	128	3.0	23	3	0	0	0.0
2022	MIAMI	11	11	22	63	2.9	18	0	0	0	0.0
NFL TOTALS		34	32	100	300	3.0	23	6	0	0	0.0

### ADDITIONAL STATS

Miscellaneous Tackles: 1 in 2020, 1 in 2021 for total of 2.

Miscellaneous Fumble Recoveries: 2 in 2021.

Career Regular Season Record As A Starter: 6-3 in 2020, 7-5 in 2021, 8-3 in 2022 for total of 21-11.

### TAGOVAILOA'S 4TH QUARTER COMEBACK VICTORIES (4)

DATE	OPP	4Q DEFICIT	4Q/OT STATS	FINAL SCORE
1. 11/8/20	at Ari.	24-31	8-6-67-1-0	34-31
2. 12/20/20	vs. NE	7-9	5-5-28-0-0	22-12
3. 9/18/22	at Bal.	14-35	17-13-199-4-0	42-38
4. 9/25/22	vs. Buf.	14-17	3-2-77-0-0	21-19

### SINGLE-GAME CAREER HIGHS

Pass Attempts:	58	at Buffalo, 1/3/21
Completions:	36	at Baltimore, 9/18/22
Passing Yards:	469	at Baltimore, 9/18/22
TD Passes:	6	at Baltimore, 9/18/22
Longest Pass:	65t	at N.Y. Jets, 11/21/21
Completion Pct. (min. 20 att.):	87.1	vs. Carolina, 11/28/21
Passer Rating:	138.7	at Detroit, 10/30/22
Rush Attempts:	7	at Arizona, 11/8/20
Rushing Yards:	35	at Arizona, 11/8/20
Longest Run:	23	vs. New England, 1/9/22
Rushing TDs:	2	vs. New England, 12/20/20

### TAGOVAILOA'S GAME-WINNING DRIVES (6)

DATE	OPP	GW SCORE	TIME LEFT	FINAL SCORE
1. 11/8/20	at Ari.	Sanders 50-yd FG	3:30	34-31
2. 12/20/20	vs. NE	Tagovailoa 3-yd rush	12:55	22-12
3. 11/21/21	at NYJ	Gaskin 5-yard rec	10:15	24-17
4. 12/19/21	vs. NYJ	Parker 11-yard rec	3:37	31-24
5. 9/18/22	at Bal.	Waddle 7-yard rec	0:14	42-38
6. 9/25/22	vs. Buf.	Edmonds 3-yard rush	10:05	21-19

\* denotes GWD was in overtime

### 300-YARD PASSING GAMES (6)

DATE	OPP	ATT	CMP	PCT	YDS	TD	INT	LG	RATE
12/13/20	vs. KC	48	28	58.3	316	2	1	29t	83.3
1/3/21	at Buf.	58	35	60.3	361	1	3	31	62.5
10/17/21	at Jax.	47	33	70.2	329	2	1	32	95.1
9/18/22	at Bal.	50	36	72.0	469	6	2	60t	124.1
10/30/22	at Det.	36	29	80.6	382	3	0	42	138.7
11/6/22	at Chi.	30	21	70.0	302	3	0	39	135.7

## 2020 GAME-BY-GAME STATS (MIAMI)

DATE	OPPONENT	P/S	ATT	CMP	PCT	YDS	TD	INT	LG	SK/YDS
09/13	at New England					DID NOT PLAY				
09/20	BUFFALO					DID NOT PLAY				
09/24	at Jacksonville					DID NOT PLAY				
10/04	SEATTLE					DID NOT PLAY				
10/11	at San Francisco					DID NOT PLAY				
10/18	N.Y. JETS	1/0			100.0	9	0	0	7	0/0
11/01	L.A. RAMS	1/1	22	12	54.5	93	1	0	15	1/3
11/08	at Arizona	1/1	28	20	71.4	248	2	0	35	3/27
11/15	N.Y. JETS	1/1	25	15	60.0	169	2	0	23	0/0
11/22	at Denver	1/1	20	11	55.0	83	1	0	13	6/33
11/29	at N.Y. Jets					INACTIVE				
12/06	CINCINNATI	1/1	39	26	66.7	296	1	0	35	0/0
12/13	KANSAS CITY	1/1	48	28	58.3	316	2	1	29t	4/29
12/20	NEW ENGLAND	1/1	26	20	76.9	145	0	1	15	2/12
12/26	at Las Vegas	1/1	22	17	77.3	94	1	0	14	3/23
01/03	at Buffalo	1/1	58	35	60.3	361	1	3	31	1/9
<b>2020 TOTALS</b>		<b>10/9</b>	<b>290</b>	<b>186</b>	<b>64.1</b>	<b>1,814</b>	<b>11</b>	<b>5</b>	<b>35</b>	<b>20/136</b>

## 2021 GAME-BY-GAME STATS (MIAMI)

DATE	OPPONENT	P/S	ATT	CMP	PCT	YDS	TD	INT	LG	SK/YDS
09/12	at New England	1/1	27	16	59.3	202	1	1	36	2/17
09/19	BUFFALO	1/1	4	1	25.0	13	0	0	13	2/13
09/26	at Las Vegas					INJURED RESERVE				
10/03	INDIANAPOLIS					INJURED RESERVE				
10/10	at Tampa Bay					INJURED RESERVE				
10/17	at Jacksonville	1/1	47	33	70.2	329	2	1	32	0/0
10/24	ATLANTA	1/1	40	32	80.0	291	4	2	27	1/10
10/31	at Buffalo	1/1	39	21	53.8	205	0	1	40	2/11
11/07	HOUSTON					DID NOT PLAY				
11/11	BALTIMORE	1/0	13	8	61.5	158	0	0	64	1/6
11/21	at N.Y. Jets	1/1	33	27	81.8	273	2	1	65t	0/0
11/28	CAROLINA	1/1	31	27	87.1	230	1	0	57	2/26
12/05	N.Y. GIANTS	1/1	41	30	73.2	244	2	0	25	2/15
12/19	N.Y. JETS	1/1	27	16	59.3	196	2	2	37	1/0
12/27	at New Orleans	1/1	26	19	73.1	198	1	1	40	2/25
01/02	at Tennessee	1/1	38	18	47.4	205	0	1	45	4/23
01/09	NEW ENGLAND	1/1	22	15	68.2	109	1	0	17	1/6
<b>2021 TOTALS</b>		<b>13/12</b>	<b>388</b>	<b>263</b>	<b>67.8</b>	<b>2653</b>	<b>16</b>	<b>10</b>	<b>65t</b>	<b>20/152</b>

## 2022 GAME-BY-GAME STATS (MIAMI)

DATE	OPPONENT	P/S	ATT	CMP	PCT	YDS	TD	INT	LG	SK/YDS
09/11	NEW ENGLAND	1/1	33	23	69.7	270	1	0	42t	3/28
09/18	at Baltimore	1/1	50	36	72.0	469	6	2	60t	1/8
09/25	BUFFALO	1/1	18	13	72.2	186	1	0	45	1/7
09/29	at Cincinnati	1/1	14	8	57.1	110	0	1	26	1/10
10/09	at N.Y. Jets					INACTIVE				
10/16	MINNESOTA					INACTIVE				
10/23	PITTSBURGH	1/1	35	21	60.0	261	1	0	32	0/0
10/30	at Detroit	1/1	36	29	80.6	382	3	0	42	2/13
11/06	at Chicago	1/1	30	21	70.0	302	3	0	39	0/0
11/13	CLEVELAND	1/1	32	25	78.1	285	3	0	29	0/0
11/27	HOUSTON	1/1	36	22	61.1	299	1	0	34	4/26
12/04	at San Francisco	1/1	33	18	54.5	295	2	2	75t	3/20
12/11	at L.A. Chargers	1/1	28	10	35.7	145	1	0	60t	2/18
12/17	at Buffalo									
12/25	GREEN BAY									
01/01	at New England									
TBD	N.Y. JETS									
<b>2022 TOTALS</b>		<b>11/11</b>	<b>345</b>	<b>226</b>	<b>65.5</b>	<b>3004</b>	<b>22</b>	<b>5</b>	<b>75t</b>	<b>17/130</b>



19

SKYLAR

THOMPSON

QUARTERBACK // 6-2 // 219 // KANSAS STATE '22

ACQUIRED: D7B, '22

HOMETOWN: INDEPENDENCE, MO. // BORN: 6/4/97

NFL: ROOKIE SEASON // DOLPHINS: ROOKIE SEASON

NFL CAREER

TRANSACTIONS:

- 7th-round pick (247th overall) by Miami in the 2022 NFL Draft.

CAREER HIGHLIGHTS:

- Played in 5 career games with 1 start.
- 28-of-53 passing (52.8 pct.) for 278 yards and a QB rating of 52.2.
- 10 carries for 14 yards (1.4 avg.).

2022 (MIAMI):

- Played in 5 games with 1 start.
- Inactive for 6 games.
- Dressed but did not play 2 games.
- 28-of-53 passing (52.8 pct.) for 278 yards and a QB rating of 52.2.
- 10 carries for 14 yards (1.4 avg.).

**AT N.Y. JETS (10/9):** 19-of-33 passing (57.6 pct.) for 166 yards and a QB rating of 58.4.

- Made his NFL debut.

**VS. MINNESOTA (10/16):** 7-of-13 passing (53.8 pct.) for 89 yards and a QB rating of 75.5.

- Made his 1st NFL start.
- Became 1st Dolphins rookie QB drafted in the 7th round or later to start a game since 1980 (David Woodley).

BEFORE THE NFL

COLLEGE (KANSAS STATE):

- 5-year letterman (2017-21) and 4-year starter.

**CAREER:** Played in 45 games with 40 starts; 552-of-885 passing (62.4 pct.) for 7,134 yards and 42 TDs; 354 carries for 1,087 yards (3.1 avg.) and 26 TDs.

- Is the only player in Kansas State history with over 6,000 passing yards and 1,000 rushing yards in his career.

**GRADUATE (2021):** Started 10 games; 162-of-233 passing (69.5 pct.) for 2,113 yards and 12 TDs; 47 carries for 4 yards (0.1 avg.) and 4 TDs.

**SENIOR (2020):** Started 3 games; 40-of-64 passing

(62.5 pct.) for 626 yards and 4 TDs; 19 carries for 38 yards (2.0 avg.) and 3 TDs.

**JUNIOR (2019):** Started all 13 games; 177-of-297 passing (59.6 pct.) for 2,315 yards and 12 TDs; 114 carries for 405 yards (3.6 avg.) and 11 TDs.

- Big-12 honorable mention.

**SOPHOMORE (2018):** Played in 11 games with 10 starts; 122-of-208 passing (58.7 pct.) for 1,391 yards and 9 TDs; 105 carries for 373 yards (3.6 avg.) and 5 TDs.

**REDSHIRT FRESHMAN (2017):** Played in 8 games with 4 starts; 51-of-83 passing (61.4 pct.) for 689 yards and 5 TDs; 69 carries for 267 yards (3.9 avg.) and 3 TDs.

- Honorable mention Big-12 Offensive Freshman of the Year.
- Redshirted in 2016.

HIGH SCHOOL (FORT OSAGE HS - INDEPENDENCE, MO.)

- Also was an all-state basketball player.

**SENIOR (2015):** 138-of-204 passing (67.7 pct.) for 2,112 yards and 25 TDs; 188 carries for 1,092 yards (5.8 avg.) and 19 TDs.

- Led team to a 13-1 record and Missouri state championship.
- Missouri Gatorade Player of the Year.
- Simone Award winner.
- 1st-team all-state.

**JUNIOR (2014):** 2,385 passing yards and 24 TDs; 461 rushing yards and 9 TDs.

- 1st-team all-state.

OFF THE FIELD

COMMUNITY:

- Started the “Thompson Family Cancer Research Fund” in memory of his late mother, Teresa Lynn Thompson, and late grandfather, John Walter Thompson.

PERSONAL:

- **MAJOR:** Business management with a minor in leadership studies.

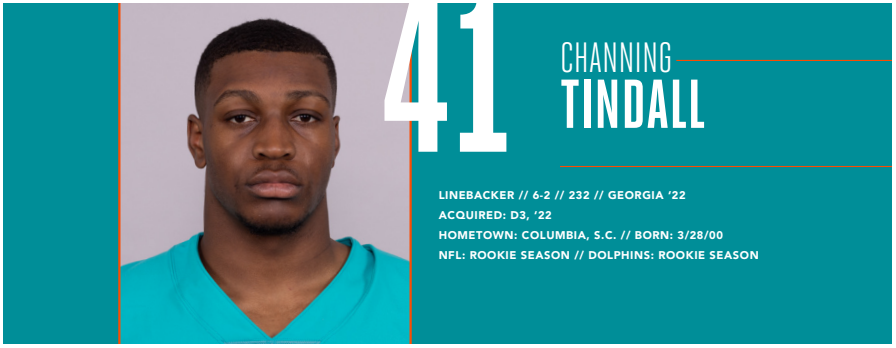
SKYLAR THOMPSON'S NFL REGULAR SEASON PASSING STATS													
YEAR	TEAM	GP	GS	ATT	CMP	PCT	YDS	Y/A	TD	INT	LG	SK/YDS	RATE
2022	MIAMI	5	1	53	28	52.8	278	5.2	0	2	30	4/22	52.2
NFL TOTALS		5	1	53	28	52.8	278	5.2	0	2	30	4/22	52.2

SKYLAR THOMPSON'S NFL REGULAR SEASON RUSHING/RECEIVING STATS													
YEAR	TEAM			RUSHING					RECEIVING				
		GP	GS	ATT	YDS	AVG	LG	TD	REC	YDS	AVG	LG	TD
2022	MIAMI	5	1	10	14	1.4	9	0	0	0	0.0	-	0
NFL TOTALS		5	1	10	14	1.4	9	0	0	0	0.0	-	0

ADDITIONAL STATS

Career Regular Season Record As A Starter: 0-1 in 2022.

2022 GAME-BY-GAME STATS (MIAMI)													
DATE	OPPONENT	P/S	ATT	CMP	PCT	YDS	TD	INT	LG	SK/YDS			
09/11	NEW ENGLAND					INACTIVE							
09/18	at Baltimore					INACTIVE							
09/25	BUFFALO					INACTIVE							
09/29	at Cincinnati					DID NOT PLAY							
10/09	at N.Y. Jets	1/0	33	19	57.6	166	0	1	30	2/8			
10/16	MINNESOTA	1/1	13	7	53.8	89	0	0	30	1/8			
10/23	PITTSBURGH					INACTIVE							
10/30	at Detroit					INACTIVE							
11/06	at Chicago					INACTIVE							
11/13	CLEVELAND	1/0	1	1	100.0	17	0	0	17	0/0			
11/27	HOUSTON	1/0	5	1	20.0	6	0	0	6	1/6			
12/04	at San Francisco	1/0	1	0	0.0	0	0	1	-	0/0			
12/11	at L.A. Chargers					DID NOT PLAY							
12/17	at Buffalo												
12/25	GREEN BAY												
01/01	at New England												
TBD	N.Y. JETS												
2022 TOTALS		5/1	53	28	52.8	278	0	2	6	4/22			



## NFL CAREER

### TRANSACTIONS:

- 3rd-round pick (102nd overall) by Miami in the 2022 NFL Draft.

### CAREER HIGHLIGHTS:

- Played in 12 career games.
- 2 tackles.

### 2022 (MIAMI):

- Played in 12 games.
- Inactive for 1 game.
- 2 tackles.

**VS. NEW ENGLAND (9/11):** Played but did not record any stats.

- Made his NFL debut.

**AT N.Y. JETS (10/9):** 1 assisted tackle.

**VS. MINNESOTA (10/16):** 1 assisted tackle.

**SENIOR (2021):** Played in all 15 games; 67 tackles (35 solo), 5.5 sacks and 1 forced fumble.

- 2nd-team All-SEC.
- His 67 tackles were 3rd on the team.
- Helped his team win the College Football Playoff National Championship.

**JUNIOR (2020):** Played in all 10 games; 15 tackles (12 solo) and 3.0 sacks.

**SOPHOMORE (2019):** Played in 11 games; 9 tackles (4 solo) and 1.5 sacks.

**TRUE FRESHMAN (2018):** Played in all 14 games; 17 tackles (3 solo) and 2.0 sacks.

### HIGH SCHOOL (SPRING VALLEY HS – COLUMBIA, S.C.)

- Also competed in track and field as a thrower.

**SENIOR (2017):** 190 tackles and 9.0 sacks.

- All-American.
- South Carolina Defensive Player of the Year.
- 1st-team all-state.

## BEFORE THE NFL

### COLLEGE (GEORGIA):

- 4-year letterman (2018-21).

**CAREER:** Played in 50 games; 108 tackles (54 solo), 12.0 sacks and 1 forced fumble.

## OFF THE FIELD

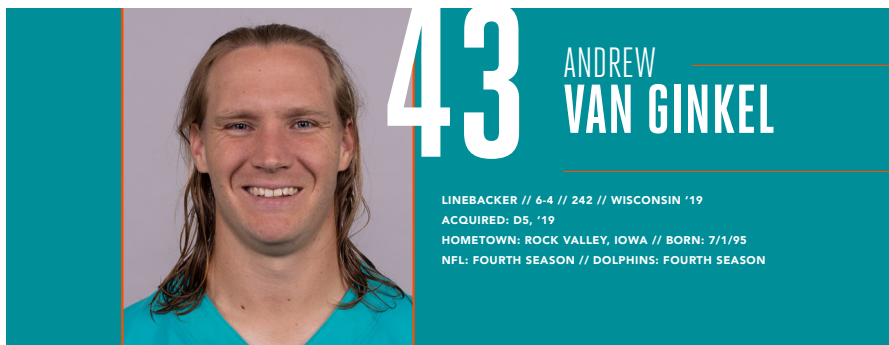
### PERSONAL:

- **MAJOR:** Business management.

## CHANNING TINDALL'S NFL REGULAR SEASON STATS

YEAR	TEAM	GP	GS	TACKLES					YDS	INTERCEPTIONS					FUMBLES	
				TOT	SOLO	ASST	SK			INT	YDS	LG	TD	PD	FF	FR
2022	MIAMI	12	0	2	0	2	0.0	0.0		0	0	0	0	0	0	0
	<b>NFL TOTALS</b>	<b>12</b>	<b>0</b>	<b>2</b>	<b>0</b>	<b>2</b>	<b>0.0</b>	<b>0.0</b>		<b>0</b>	<b>0</b>	<b>0</b>	<b>0</b>	<b>0</b>	<b>0</b>	<b>0</b>





## NFL CAREER

### TRANSACTIONS:

- 5th-round pick (151st overall) by Miami in the 2019 NFL Draft.

### CAREER HIGHLIGHTS:

- Played in 52 career games with 29 starts.
- 141 tackles (91 solo), 11.0 sacks, 1 interception, 12 passes defended, 4 forced fumbles and 2 fumble recoveries; 1 fumble return for a TD.
- 30 special teams tackles (17 solo).
- 1 blocked punt; 1 blocked punt return for a TD.

### 2022 (MIAMI):

- Played in 13 games with 3 starts.
- 26 tackles (13 solo), 0.5 sacks, 1 interception and 1 pass defended.
- 11 special teams tackles (5 solo).
- 1 blocked punt return for a TD.

**VS. PITTSBURGH (10/23):** 8 tackles (5 solo); 2 special teams tackles (1 solo).

**AT CHICAGO (11/6):** 1 blocked punt return for a TD.

- Recovered a punt blocked by LB Jaelan Phillips in the 2nd quarter and returned it 25 yards for a TD.
- It was the longest blocked punt return for a TD in franchise history.

**VS. HOUSTON (11/27):** 2 solo tackles, 1 interception and 1 pass defended.

- Recorded his 1st career interception off QB Kyle Allen in the 2nd quarter and returned it 23 yards to set up a Miami TD on the next play.

### 2021 (MIAMI):

- Played in all 17 games with 14 starts.
- 62 tackles (44 solo), 4.0 sacks, 7 passes defended and 1 forced fumble.
- 9 special teams tackles (6 solo).

**VS. HOUSTON (11/7):** 4 solo tackles and 1.0 sack.

- Sacked QB Tyrod Taylor for a loss of 7 yards in the 2nd quarter.

**VS. N.Y. JETS (12/19):** 4 solo tackles and 1.0 sack; 1 assisted special teams tackle.

- Sacked QB Zach Wilson for a loss of 9 yards on 3rd-and-9 in the 3rd quarter.

**AT NEW ORLEANS (12/27):** 2 solo tackles and 2 passes defended; 1 solo special teams tackle.

**VS. NEW ENGLAND (1/9):** 6 tackles (5 solo) and 1.0

sack; 1 assisted special teams tackle.

- Sacked QB Mac Jones for a loss of 8 yards in the 2nd quarter.

### 2020 (MIAMI):

- Played in all 16 games with 11 starts.
- 42 tackles (25 solo), 5.5 sacks, 4 passes defended, 3 forced fumbles and 1 fumble recovery.
- 1 fumble return for a TD.
- 1 blocked punt.
- 6 special teams tackles (4 solo).

**VS. L.A. RAMS (11/1):** 2 assisted tackles, 1 pass defended and 1 fumble recovery; 1 fumble return for a TD.

- Recovered a QB Jared Goff fumble forced by DE Emmanuel Ogbah and returned it 78 yards for a TD in the 2nd quarter.

- It was the 2nd-longest fumble return in team history and longest since DE/LB Jason Taylor had an 85-yard return for a TD on Sept. 11, 2005.

**VS. L.A. CHARGERS (11/15):** 5 assisted tackles; 1 blocked punt.

- Blocked a punt by P Ty Long that was Miami's 1st blocked punt since RB Brandon Bolden blocked a punt on Nov. 11, 2018 at Green Bay.

**AT LAS VEGAS (12/26):** 7 tackles (6 solo), 2 sacks and 1 pass defended; 1 special teams tackle.

- Sacked QB Derek Carr on 3rd-and-8 for a loss of 9 yards in the 2nd quarter.
- Sacked QB Derek Carr again for a loss of 9 yards in the 2nd quarter.

### 2019 (MIAMI):

- Played in 6 games with 1 start.
- 11 tackles (9 solo), 1 sack and 1 fumble recovery.
- 4 special teams tackles (2 solo).
- Activated off injured reserve on Nov. 20.
- Missed the first 10 games of the season after being placed on injured reserve on Sept. 6.

**AT CLEVELAND (11/25):** 1 assisted tackle; 1 solo special teams tackle.

- Made his NFL debut.

**AT N.Y. JETS (12/8):** 2 tackles (1 solo) and 1 sack; 1 assisted special teams tackle.

- Sacked QB Sam Darnold for a loss of 8 yards on the final possession of the game.
- It was his 1st career sack.

**AT NEW ENGLAND (12/29):** 6 solo tackles.

## BEFORE THE NFL

### COLLEGE (WISCONSIN):

- 2-year letterman (2017-18) and 1-year starter.
- Transferred from Iowa Western Community College following his sophomore season (2016).
- Transferred from South Dakota following his redshirt freshman season (2015).

**CAREER (AT WISCONSIN):** Played in 27 games with 10 starts; 99 tackles (64 solo), 12 sacks, 2 interceptions, 7 passes defended, 4 forced fumbles and 1 fumble recovery; 1 blocked kick.

**SENIOR (2018 AT WISCONSIN):** Played in all 13 games with 10 starts; 60 tackles (38 solo), 5.5 sacks, 3 passes defended and 2 forced fumbles; 1 blocked kick.

- 3rd-team All-Big Ten.
- His 5.5 sacks led the team.

**JUNIOR (2017 AT WISCONSIN):** Played in all 14 games; 39 tackles (26 solo), 6.5 sacks, 2 interceptions, 4 passes defended, 2 forced fumbles and 1 fumble recovery.

- Helped the defense lead the nation in pass efficiency allowed (94.6 yards allowed per game) and rank 2nd in total defense (262.1 yards allowed per game).

**SOPHOMORE (2016 AT IOWA WESTERN CC):** Started all 11 games; 50 tackles (18 solo), 3.5 sacks, 1 interception, 1 pass defended and 1 fumble recovery.

**REDSHIRT FRESHMAN (2015 AT SOUTH DAKOTA):** Started all 11 games at defensive end; 56 tackles (40 solo), 9 sacks, 2 passes defended, 2 forced fumbles and 3 fumble recoveries; 1 blocked kick.

- 1st-team All-Missouri Valley Football Conference (MVFC).
- MVFC Freshman of the Year.

- Redshirted in 2014.

### HIGH SCHOOL (BAYDEN HULL/ROCK VALLEY HS – ROCK VALLEY, IOWA)

- Played quarterback and defensive back.
- Also lettered in basketball and track.

**CAREER:** 176 tackles, 10 interceptions and 10 fumble recoveries.

**SENIOR (2014):** 1,466 passing yards and 17 TDs; 1,413 rushing yards and 15 TDs; 95 tackles.

- 1st-team all-state at defensive back.

## OFF THE FIELD

### COMMUNITY:

**2022:**

- Participated in the 35-mile bike ride at DCC XII to benefit Sylvester Comprehensive Cancer Center.
- Selected the Susan G. Komen Foundation for My Cause My Cleats to support resources for breast cancer patients.

**2019:**

- Collaborated with fellow Dolphins rookies and Neighbors4Neighbors to sponsor four South Florida families with holiday gifts and game tickets.
- Helped distribute 500 Thanksgiving meals purchased through player donations to local South Florida families.
- Volunteered with Feeding South Florida to pack food for local families.
- Volunteered to take local elementary students Halloween costume shopping in Aventura.

### PERSONAL:

- **MAJOR:** Agricultural business management.

## ANDREW VAN GINKEL'S NFL REGULAR SEASON STATS

YEAR	TEAM	GP	GS	TACKLES					INTERCEPTIONS					FUMBLES	
				TOT	SOLO	ASST	SK	YDS	INT	YDS	LG	TD	PD	FF	FR
2019	MIAMI	6	1	11	9	2	1.0	8.0	0	0	0	0	0	0	1
2020	MIAMI	16	11	42	25	17	5.5	45.0	0	0	0	0	4	3	1
2021	MIAMI	17	14	62	44	18	4.0	32.5	0	0	0	0	7	1	0
2022	MIAMI	13	3	26	13	13	0.5	3.5	1	23	23	0	1	0	0
NFL TOTALS		52	29	141	91	50	11.0	89.0	1	23	23	0	12	4	2

### ADDITIONAL STATS

**Defensive Touchdowns:** 78-yard fumble return on 11/1/20 vs. L.A. Rams.

**Special Teams Touchdowns:** 25-yard blocked punt return on 11/6/22 at Chicago.


**Special Teams Tackles:** 4 in 2019, 6 in 2020, 9 in 2021, 11 in 2022 for total of 30.

**Special Teams Forced Fumbles:** 1 in 2020.

**Blocked Punts:** 1 on 11/15/20 vs. L.A. Chargers.

### SINGLE-GAME CAREER HIGHS

**Tackles:** 8 vs. Pittsburgh, 10/24/22  
**Sacks:** 2.0 at Las Vegas, 12/26/20  
**Passes Defended:** 2 at New Orleans, 12/27/21  
**Forced Fumbles:** 1 4 times, last: vs. Buffalo, 9/19/21  
**Fumble Recoveries:** 1 Twice, last: vs. L.A. Rams, 11/1/20



17

JAYLEN WADDLE

WIDE RECEIVER // 5-10 // 182 // ALABAMA '21

ACQUIRED: D1A, '21

HOMETOWN: HOUSTON, TEXAS // BORN: 11/25/98

NFL: SECOND SEASON // DOLPHINS: SECOND SEASON

NFL CAREER

TRANSACTIONS:

- 1st-round pick (6th overall) by Miami in the 2021 NFL Draft.

CAREER HONORS:

- No. 63 on the NFL Network Top 100 list in 2022.
- 2021 Dan Marino Most Valuable Player Award.
- 2021 PFWA All-Rookie Team.

CAREER HIGHLIGHTS:

- Started 29 career games.
- 163 receptions for 2,018 yards (12.4 avg.) and 12 TDs.
- 4 carries for 20 yards (5.0 avg.) and 1 TD.
- 9 kickoff returns for 158 yards (17.6 avg.).
- 5 punt returns for 35 yards (7.0 avg.).
- His 1,003 receiving yards in 2022 rank 7th in the NFL:

MOST RECEIVING YARDS (2022)					
PLAYER	TEAM	REC	YDS	TDs	
1. Justin Jefferson	Min.	99	1,500	6	
2. Tyreek Hill	Mia.	100	1,460	6	
3. Davante Adams	LV	82	1,247	12	
4. Stefon Diggs	Buf.	94	1,239	10	
5. Travis Kelce	KC	81	1,039	12	
6. A.J. Brown	Phi.	65	1,020	10	
7. JAYLEN WADDLE	MIA.	59	1,003	6	
8. CeeDee Lamb	Dal.	74	961	6	

- Holds the franchise record for most receiving yards in the 1st 2 years of an NFL career with 2,018.
- Is the only player in Dolphins history to begin his NFL career with back-to-back 1,000-yard seasons.
- His 104 receptions in 2021 set an NFL rookie record:

MOST RECEPTIONS BY A ROOKIE IN NFL HISTORY					
PLAYER	TEAM	YEAR	REC	YDS	TDs
1. JAYLEN WADDLE	MIA.	2021	104	1,015	6
2. Anquan Boldin	Ari.	2003	101	1,377	8
3. Michael Thomas	NO	2016	92	1,137	9
4. Odell Beckham Jr.	NYG	2014	91	1,305	12
5. Saquon Barkley	NYG	2018	91	1,221	4
6. Eddie Royal	Den.	2008	91	980	5
7. Terry Glenn	NE	1996	90	1,132	6
8. Amon-Ra St. Brown	Det.	2021	90	912	5
9. Justin Jefferson	Min.	2020	88	1,400	7
10. Reggie Bush	NO	2006	88	742	2

- His 104 receptions in 2021 set a Dolphins rookie record:

MOST RECEPTIONS BY A DOLPHINS ROOKIE				
PLAYER	YEAR	REC	YDS	TDs
1. JAYLEN WADDLE	2021	104	1,015	6
2. Jarvis Landry	2014	84	758	5
3. Terry Kirby	1993	75	874	3
4. Jack Clancy	1967	67	868	2
5. Davone Bess	2008	54	554	1

- Had the 2nd-most receptions (125) in NFL history in a player's 1st 20 career games:

MOST RECEPTIONS IN FIRST 20 NFL GAMES				
PLAYER	YEAR	TEAM	REC	
1. Odell Beckham Jr.	2014-15	NYG	141	
2. JAYLEN WADDLE	2021-22	MIA.	125	
3. Anquan Boldin	2003-04	Ari.	121	

- His 104 receptions in 2021 are the 3rd-most in a season in Dolphins history.

DOLPHINS SINGLE-SEASON RECEPTIONS LEADERS				
PLAYER	YEAR	REC	YDS	TDs
1. Jarvis Landry	2017	112	987	9
2. Jarvis Landry	2015	110	1,157	4
3. JAYLEN WADDLE	2021	104	1,015	6
4. Jarvis Landry	2016	94	1,136	4
5. O.J. McDuffie	1998	90	1,050	7

- His 1,015 receiving yards in 2021 set a Dolphins rookie record.

DOLPHINS ALL-TIME ROOKIE RECEIVING YARDS LEADERS				
PLAYER	YEAR	REC	YDS	TDs
1. JAYLEN WADDLE	2021	104	1,015	6
2. Chris Chambers	2001	48	883	7
3. Terry Kirby	1993	75	874	3
4. Jack Clancy	1967	67	868	2
5. Jarvis Landry	2014	84	758	5

2022 (MIAMI):

- Started 13 games.
- 59 receptions for 1,003 yards (17.0 avg.) and 6 TDs.
- 2 carries for 17 yards (8.5 avg.).

VS. NEW ENGLAND (9/11): 4 receptions for 69 yards (17.3 avg.) and 1 TD; 1 carry for 8 yards.

- Caught a 42-yard TD pass from QB Tua Tagovailoa with 18 seconds remaining in the 1st half on a 4th-and-7 snap.

AT BALTIMORE (9/18): 11 receptions for 171 yards (15.5 avg.) and 2 TDs.

- Caught a 7-yard TD pass from QB Tua Tagovailoa

with 14 seconds remaining to cap a 21-point come-from-behind victory.

- Had a 59-yard reception from Tagovailoa in the 2nd quarter.
- Also grabbed a 6-yard TD pass from Tagovailoa in the 2nd quarter.
- It was his 4th career double-digit reception game in just his 18th career NFL contest.
- Joined WR Tyreek Hill as the only NFL teammates during the Super Bowl era to total at least 170 receiving yards and 2 receiving TDs in the same game.

**VS. BUFFALO (9/25):** 4 receptions for 102 yards (25.5 avg.); 1 carry for 9 yards.

- Caught passes of 32 and 45 yards on the same possession that proved to be the game-winning TD drive in the 4th quarter.
- Became the 1st Dolphins player to record back-to-back 100-yard receiving games since WR DeVante Parker did so on Dec. 22, 2019 vs. Cincinnati (111) and Dec. 29, 2019 at New England (137).

**AT DETROIT (10/30):** 8 receptions for 106 yards (13.3 avg.) and 2 TDs.

- Caught TD passes of 5 and 29 yards from QB Tua Tagovailoa in the 1st half.
- Marked his 3rd consecutive game with at least 85 receiving yards.
- It was the 3rd multi-TD game of his career.

#### HONORS:

- No. 63 on the NFL Network Top 100 list.

#### 2021 (MIAMI):

- Started 16 games.
- Missed 1 game on the Reserve/COVID-19 list.
- 104 receptions for 1,015 yards (9.8 avg.) and 6 TDs.
- 2 carries for 3 yards (1.5 avg.) and 1 TD.
- 9 kickoff returns for 158 yards (17.6 avg.).
- 5 punt returns for 35 yards (7.0 avg.).
- 3 miscellaneous tackles.

**AT NEW ENGLAND (9/12):** 4 receptions for 61 yards (15.3 avg.) and 1 TD.

- Caught a 3-yard TD pass from QB Tua Tagovailoa in the 3rd quarter to give Miami a 17-10 lead.
- It was his 1st career TD.
- Made his NFL debut.

**AT LAS VEGAS (9/26):** 12 receptions for 58 yards (4.8 avg.).

- His 12 receptions set a Dolphins rookie record.

**AT JACKSONVILLE IN LONDON (10/17):** 10 receptions for 70 yards (7.0 avg.) and 2 TDs.

- Caught a 6-yard TD pass from QB Tua Tagovailoa in the 1st quarter.
- Caught a 2-yard TD pass from QB Tua Tagovailoa in the 4th quarter.
- Became the 1st rookie in Dolphins history to have multiple 10+ reception games.
- Became the 5th rookie in Dolphins history to catch multiple TDs in a game.

**VS. CAROLINA (11/28):** 9 receptions for 137 yards (15.2 avg.) and 1 TD; 1 punt return for 7 yards.

- Caught a 9-yard TD pass from QB Tua Tagovailoa in the 2nd quarter to give Miami a 14-7 lead.
- It was his 1st career 100-yard receiving game.

**VS. N.Y. GIANTS (12/5):** 9 receptions for 90 yards (10.0 avg.); 2 kickoff returns for 32 yards (16.0 avg.); 1 punt return for 7 yards.

- Broke the team record for receptions in a season by a rookie (86).

**AT NEW ORLEANS (12/27):** 10 receptions for 92 yards (9.2 avg.) and 1 TD.

- Caught a 1-yard TD pass from QB Tua Tagovailoa in the 3rd quarter to extend Miami's lead to 17-3.
- Became the 2nd rookie in NFL history to have 3+ games with 10+ receptions (Odell Beckham Jr.).
- His 10 receptions matched HOF WR Jerry Rice's record for most receptions by an NFL rookie on Monday Night Football.

**VS. NEW ENGLAND (1/9):** 5 receptions for 27 yards (5.4 avg.) and 1 TD.

- Caught a 7-yard TD pass from QB Tua Tagovailoa in the 1st quarter to give Miami a 7-0 lead.
- Broke the NFL record for receptions in a season by a rookie (104).

#### HONORS:

- Dan Marino Most Valuable Player Award.
- Became the 1st Dolphins rookie to win the team MVP award since Zach Thomas in 1996.
- PFWA All-Rookie Team.

### BEFORE THE NFL

#### COLLEGE (ALABAMA):

- 3-year letterman (2018-20).

**CAREER:** Played in 34 games with 9 starts; 106 receptions for 1,999 yards (18.9 avg.) and 17 TDs; 4 carries for 17 yards (4.3 avg.); 9 kickoff returns for 214 yards (23.8 avg.) and 1 TD; 38 punt returns for 733 yards (19.3 avg.) and 2 TDs.

- 2nd-team All-SEC return specialist.
- His 18.9 yards per catch ranked 2nd in school history (min. 100 rec.).
- His 733 career punt return yards ranked 6th in school history.

**JUNIOR (2020):** Played in 6 games with 3 starts; 28 receptions for 591 yards (21.1 avg.) and 4 TDs; 3 carries for 12 yards (4.0 avg.); 4 kickoff returns for 39 yards (9.8 avg.); 2 punt returns for 13 yards (6.5 avg.).

**SOPHOMORE (2019):** Played in all 13 games with 3 starts; 33 receptions for 560 yards (17.0 avg.) and 6 TDs; 1 carry for 5 yards; 5 kickoff returns for 175 yards (35.0 avg.) and 1 TD; 20 punt returns for 487 yards (24.4 avg.) and 1 TD.

- 1st-team All-American.
- 1st-team All-SEC as a return specialist.
- SEC Special Teams Player of the Year.
- His 24.4 punt return average ranked 1st in the nation.

**TRUE FRESHMAN (2018):** Played in all 15 games with 3 starts; 45 receptions for 848 yards (18.8 avg.) and 7 TDs; 16 punt returns for 233 yards (14.6 avg.) and 1 TD.

- Freshman All-American.
- SEC Freshman of the Year.
- SEC All-Freshman Team.

HIGH SCHOOL (EPISCOPAL HS – BELLAIRE, TEXAS)

- Also ran track and played basketball.

SENIOR (2017):

- 1st-team All-American.

OFF THE FIELD

COMMUNITY:

2021:

- Along with fellow Dolphins rookies, teamed up with Neighbors4Neighbors to provide South Florida families with holiday gifts.

- As part of Operation Hope, teamed up with Truist to provide a holiday shopping spree for a South Florida family.

PERSONAL:

- MAJOR: Criminal justice.

JAYLEN WADDLE'S NFL REGULAR SEASON STATS													
YEAR	TEAM	GP	GS	RECEIVING					RUSHING				
				REC	YDS	AVG	LG	TD	ATT	YDS	AVG	LG	TD
2021	MIAMI	16	16	104	1015	9.8	57	6	2	3	1.5	2	1
2022	MIAMI	13	13	59	1003	17.0	59	6	2	17	8.5	9	0
NFL TOTALS		29	29	163	2018	12.4	59	12	4	20	5.0	9	1

JAYLEN WADDLE'S NFL REGULAR SEASON RETURNING STATS												
YEAR	TEAM	KR	KICKOFF RETURN				PR	PUNT RETURN				TD
			YDS	AVG	LG	TD		YDS	AVG	LG	TD	
2021	MIAMI	9	158	17.6	25	0	5	3	35	7.0	15	0
2022	MIAMI	0	0	0.0	-	0	0	0	0	0.0	-	0
NFL TOTALS		9	158	17.6	25	0	5	3	35	7.0	15	0

ADDITIONAL STATS

Miscellaneous Tackles: 3 in 2021, 1 in 2022 for total of 4.

SINGLE-GAME CAREER HIGHS

Receptions: 12 at Las Vegas, 9/26/21

Receiving Yards: 171 at Baltimore, 9/18/22

Longest Reception: 59 at Baltimore, 9/18/22

Receiving TDs: 2 3 times, last: at Detroit, 10/30/22

100-YARD RECEIVING GAMES (5)						
DATE	OPPONENT	REC	YDS	AVG	LG	TD
11/28/21	CAROLINA	9	137	15.2	57	1
9/18/22	at Baltimore	11	171	15.5	59	2
9/25/22	BUFFALO	4	102	25.5	45	0
10/16/22	MINNESOTA	6	129	21.5	49	0
10/30/22	at Detroit	8	106	13.3	29t	2

2022 GAME-BY-GAME STATS (MIAMI)						
DATE	OPPONENT	P/S	REC	YDS	AVG	LG TD
09/11	NEW ENGLAND	1/1	4	69	17.3	42t 1
09/18	at Baltimore	1/1	11	171	15.5	59 2
09/25	BUFFALO	1/1	4	102	25.5	45 0
09/29	at Cincinnati	1/1	2	39	19.5	20 0
10/09	at N.Y. Jets	1/1	3	23	7.7	11 0
10/16	MINNESOTA	1/1	6	129	21.5	49 0
10/23	PITTSBURGH	1/1	4	88	22.0	25 0
10/30	at Detroit	1/1	8	106	13.3	29t 2
11/06	at Chicago	1/1	5	85	17.0	26 1
11/13	CLEVELAND	1/1	4	66	16.5	29 0
11/27	HOUSTON	1/1	5	85	17.0	34 0
12/04	at San Francisco	1/1	1	9	9.0	9 0
12/11	at L.A. Chargers	1/1	2	31	15.5	19 0
12/17	at Buffalo					
12/25	GREEN BAY					
01/01	at New England					
TBD	N.Y. JETS					
2022 TOTALS		13/13	59	1003	17.0	59 6

2021 GAME-BY-GAME STATS (MIAMI)						
DATE	OPPONENT	P/S	REC	YDS	AVG	LG TD
09/12	at New England	1/1	4	61	15.3	36 1
09/19	BUFFALO	1/1	6	48	8.0	14 0
09/26	at Las Vegas	1/1	12	58	4.8	9 0
10/03	INDIANAPOLIS	1/1	3	33	11.0	18 0
10/10	at Tampa Bay	1/1	2	31	15.5	21 0
10/17	at Jacksonville	1/1	10	70	7.0	14 2
10/24	ATLANTA	1/1	7	83	11.9	19 0
10/31	at Buffalo	1/1	4	29	7.3	12 0
11/07	HOUSTON	1/1	8	83	10.4	17 0
11/11	BALTIMORE	1/1	4	61	15.3	35 0
11/21	at N.Y. Jets	1/1	8	65	8.1	15 0
11/28	CAROLINA	1/1	9	137	15.2	57 1
12/05	N.Y. GIANTS	1/1	9	90	10.0	25 0
12/19	N.Y. JETS		RESERVE/COVID-19			
12/27	at New Orleans	1/1	10	92	9.2	24 1
01/02	at Tennessee	1/1	3	47	15.7	45 0
01/09	NEW ENGLAND	1/1	5	27	5.4	9 1
2021 TOTALS		16/16	104	1015	9.8	57 6



## NFL CAREER

### TRANSACTIONS:

- 1st-round pick (13th overall) by Miami in the 2019 NFL Draft.

### CAREER HIGHLIGHTS:

- Played in 60 career games with 56 starts.
- 267 tackles (151 solo), 10.5 sacks, 1 interception, 13 passes defended, 2 forced fumbles and 3 fumble recoveries.
- 2 receptions for 2 yards (2.0 avg.) and 2 TDs.
- His 267 career tackles are 2nd-most among all NFL defensive linemen since he entered the league in 2019:

#### NFL DEFENSIVE LINEMEN TACKLES LEADERS (SINCE 2019)

PLAYER	TEAM	TOT	SOLO	ASST
1. Cameron Heyward	Pit.	278	163	115
2. <b>CHRISTIAN WILKINS</b>	<b>MIA.</b>	<b>267</b>	<b>151</b>	<b>116</b>
3. Sam Hubbard	Cin.	256	145	111
4. Jonathan Allen	Was.	245	152	93
5. DeForest Buckner	SF/Ind.	244	142	102

- His 75 tackles in 2022 lead all NFL defensive linemen:

#### NFL DEFENSIVE LINEMEN TACKLES LEADERS (2022)

PLAYER	TEAM	TOT	SOLO	ASST
1. <b>CHRISTIAN WILKINS</b>	<b>MIA.</b>	<b>75</b>	<b>44</b>	<b>31</b>
2. Maxx Crosby	LV	73	49	24
3. Grover Stewart	Ind.	59	41	18
4. DeForest Buckner	Ind.	57	32	25
5. Sam Hubbard	Cin.	56	33	23

- His 89 tackles in 2021 tied for the lead among all NFL defensive linemen. It was a career-high and tied for the most by any defensive lineman since 2013:

#### MOST TACKLES IN A SEASON BY A D-LINEMAN (SINCE 2013)

PLAYER	TM	YR	TKLS
1. <b>CHRISTIAN WILKINS</b>	<b>MIA.</b>	<b>2021</b>	<b>89</b>
Cameron Heyward	Pit.	2021	89
3. Damon Harrison	NYG	2016	86
4. Aaron Donald	LAR	2021	84
5. Cameron Heyward	Pit.	2019	83

- His 89 tackles in 2021 were the most by a Dolphins defensive lineman since 1993 and the most by any Dolphins defensive tackle since full tackle records began in 1986:

#### MOST TACKLES IN A SEASON BY A DOLPHINS D-LINEMAN (SINCE 1986)

PLAYER	POS	YR	TKLS
1. Jeff Cross	DE	1993	93
2. <b>CHRISTIAN WILKINS</b>	<b>DT</b>	<b>2021</b>	<b>89</b>
3. Marco Coleman	DE	1992	84
4. Larry Jackson	DE	1997	78
5. Davon Godchaux	DT	2019	75
T.J. Turner	DE	1988	75
Tim Bowers	DT	1996	75

- His 56 tackles in 2019 were the most by any rookie defensive lineman in the league that season:

#### 2019 NFL TACKLES LEADERS (ROOKIE DEFENSIVE LINEMEN)

PLAYER	TEAMS	TOT	SOLO	ASST
1. <b>CHRISTIAN WILKINS</b>	<b>MIA.</b>	<b>56</b>	<b>30</b>	<b>26</b>
2. Nick Bosa	SF	47	32	15
3. Maxx Crosby	Oak.	46	35	11
4. Josh Allen	Jax.	44	31	13
5. Ed Oliver	Buf.	43	24	19

- His 56 tackles in 2019 were the 5th-most by an NFL rookie defensive linemen since 2015.
- His 56 tackles in 2019 were tied for the 5th-most by any defensive tackle in the NFL that season:

#### 2019 NFL TACKLES LEADERS (DEFENSIVE TACKLES)

PLAYER	TEAM	TOT	SOLO	ASST
1. Cameron Heyward	Pit.	83	51	32
2. Davon Godchaux	Mia.	75	33	42
3. Grady Jarrett	Atl.	69	38	31
4. Sheldon Richardson	Cle.	62	43	19
5. <b>CHRISTIAN WILKINS</b>	<b>MIA.</b>	<b>56</b>	<b>30</b>	<b>26</b>
6. Tyeler Davison	Atl.	55	26	29

- Served as a team captain in 2022.

### 2022 (MIAMI):

- Started 13 games.
- 75 tackles (44 solo), 2.5 sacks, 2 passes defended and 1 forced fumble.
- Serves as a team captain.

**VS. PITTSBURGH (10/23):** 6 tackles (4 solo) and 0.5 sack.

- Split a sack of QB Kenny Pickett with LB Jaelan Phillips on a 2nd-and-10 snap with just under 2 minutes left in the game.

**AT SAN FRANCISCO (12/4):** 12 tackles (7 solo) and 1 forced fumble.

- Stripped the ball from WR Jauan Jennings in the 2nd quarter.

**AT L.A. CHARGERS (12/11):** 9 tackles (6 solo) and 1.0 sack.

- Sacked QB Justin Herbert for a loss of 6 yards on the final play of the 1st quarter.

## 2021 (MIAMI):

- Started all 17 games.
- 89 tackles (49 solo), 4.5 sacks, 4 passes defended, 1 forced fumble and 1 fumble recovery.
- 1 reception for 1 yard and 1 TD.

**AT JACKSONVILLE IN LONDON (10/17):** 3 tackles (2 solo), 1.0 sack and 1 forced fumble.

- Strip-sacked QB Trevor Lawrence in the 3rd quarter and the fumble was recovered by DT Zach Sieler.

**AT N.Y. JETS (11/21):** 3 tackles (2 solo) and 1 fumble recovery.

- Recovered a QB Joe Flacco fumble forced by S Brandon Jones in the 2nd quarter.

**VS. N.Y. JETS (12/19):** 7 tackles (2 solo) and 1 pass defended; 1 reception for 1 yard and 1 TD.

- Caught a 1-yard TD pass from QB Tua Tagovailoa in the 4th quarter to give Miami a 24-17 lead.

**VS. NEW ENGLAND (1/9):** 7 tackles (6 solo), 1.0 sack and 1 pass defended.

- Sacked QB Mac Jones for a loss of 8 yards on 3rd-and-4 in the 3rd quarter.

## 2020 (MIAMI):

- Played in 14 games with 12 starts.
- Spent 2 games on the Reserve/COVID-19 list.
- 47 tackles (28 solo), 1.5 sacks, 1 interception, 5 passes defended and 1 fumble recovery.
- Member of the team's Social Impact Committee.

**AT SAN FRANCISCO (10/11):** 2 tackles (1 solo) and 1 fumble recovery.

- Recovered a QB C.J. Beathard fumble forced by DE Emmanuel Ogbah in the 4th quarter.

**VS. N.Y. JETS (10/18):** 5 tackles (3 solo), 1.0 sack and 2 passes defended.

- Sacked QB Joe Flacco in the 2nd quarter on 3rd-and-6 for a loss of 8 yards.

**VS. L.A. RAMS (11/1):** 5 tackles (3 solo), 1 interception and 1 pass defended.

- Intercepted QB Jared Goff in the 2nd quarter and returned it 8 yards for his 1st career interception.

## HONORS:

- Won the Nat Moore Community Service Award as part of the team's Social Impact Committee.

## 2019 (MIAMI):

- Played in all 16 games with 14 starts.
- 56 tackles (30 solo), 2.0 sacks and 2 passes defended.
- 1 reception for 1 yard and 1 TD.
- His 56 tackles were the most by any rookie defensive lineman in the league.
- His 56 tackles were the 5th-most by an NFL rookie defensive linemen since 2015.
- His 56 tackles were the 5th-most by any defensive tackle in the NFL.

**VS. N.Y. JETS (11/3):** 5 tackles (3 solo) and 1.0 sack.

- Sacked QB Sam Darnold on 3rd-and-3 forcing a Jets missed field goal.
- It was his 1st career sack.

**AT CLEVELAND (11/24):** 6 tackles (3 solo).

**VS. CINCINNATI (12/22):** 3 solo tackles and 1.0 sack; 1 reception for 1 yard and 1 TD.

- Scored a 1-yard TD on Miami's first possession. He caught a pass out of the backfield and recovered his own fumble in the end zone for the score. It was the 1st reception and TD of his career.
- Is the 2nd Dolphins defensive player ever to catch a touchdown (Vern den Herder).
- Is just the 3rd player NFL player in the 2010s decade to catch a TD and record a sack on the same game (Vita Vea and J.J. Watt).
- Sacked QB Andy Dalton in the 3rd quarter.

## BEFORE THE NFL

### COLLEGE (CLEMSON):

- 4-year letterman (2015-18) and 3-year starter.

**CAREER:** Played in all 59 games with 45 starts; 191 tackles (94 solo), 16 sacks, 16 passes defended, 2 forced fumbles and 4 fumble recoveries; 2 blocked kicks; 4 carries for 13 yards (3.3 avg.) and 2 TDs; 2 receptions for 32 yards (16.0 avg.) and 1 TD.

- Finished his career tied for the most games played in school history (59).
- 1 of 4 players in school history to earn All-American honors in 3 different seasons.

**SENIOR (2018):** Started all 15 games; 50 tackles (26 solo), 6 sacks, 2 passes defended, 1 forced fumble and 2 fumble recoveries; 1 blocked kick; 3 carries for 3 yards (1.0 avg.) and 2 TDs.

- Won the William V. Campbell Trophy (nation's best scholar-athlete) and became the 1st player in school history to win the award.
- Unanimous 1st-team All-American.
- 1st-team All-ACC.
- Finalist for the Chuck Bednarik Award (nation's top defensive player).
- Finalist for the Bronko Nagurski Trophy (best defensive player).
- Finalist for the Outland Trophy (nation's best interior lineman).
- Finalist for the Lombardi Award (based on performance, leadership, character and resiliency).
- Finalist for the Lott IMPACT Trophy (best defensive player in character and performance).
- Finalist for the Senior CLASS Award (most outstanding senior).
- Helped his team win the College Football Playoff National Championship.
- Voted a team captain.

**JUNIOR (2017):** Started all 14 games; 60 tackles (26 solo), 4.5 sacks and 4 passes defended.

- Won the Bill Willis Award (nation's best defensive lineman).
- 1st-team All-American.
- 1st-team All-ACC.
- Served as a team captain.

**SOPHOMORE (2016):** Started all 15 games; 48 tackles (24 solo), 3.5 sacks, 10 passes defended and 2 fumble recoveries; 1 blocked kick; 1 carry for 10 yards; 1 reception for 1 yard and 1 TD.

- 1st-team All-American.



- 2nd-team All-ACC.
- Finalist for the Bronko Nagurski Trophy (nation's best defensive player).
- Helped his team win the College Football Playoff National Championship.

**TRUE FRESHMAN (2015):** Played in all 15 games with 1 start; 33 tackles (18 solo), 2 sacks and 1 forced fumble; 1 reception for 31 yards.

- Freshman All-American.

**HIGH SCHOOL (SUFFIELD ACADEMY – SUFFIELD, CT.)**

- Also lettered in basketball.

**CAREER:** Played in 35 games; 253 tackles, 28.5 sacks and 6 fumble recoveries.

**SENIOR (2014):** 71 tackles, 8 sacks and 4 forced fumbles.

**JUNIOR (2013):** 57 tackles.

**SOPHOMORE (2012):** 12 receptions for 209 yards (17.4 avg.) and 2 TDs.

**OFF THE FIELD**

**COMMUNITY:**

**2022:**

- Participated in the 35-mile bike ride at DCC XII to benefit Sylvester Comprehensive Cancer Center.

**2021:**

- Partnered with Dade County Federal Union to distribute hundreds of Thanksgiving turkeys and meals for South Florida families involved in the Head Start Program for school readiness in low-income households.

**2020:**

- Helped establish the Social Impact Committee to make a difference in civic engagement,

education and economic empowerment.

- Rode the 25-mile Fort Lauderdale Ride in the 2020 Dolphins Cancer Challenge.

**2019:**

- In 2019, along with fellow Dolphins rookies, collaborated with Neighbors4Neighbors to sponsor four South Florida families with holiday gifts and game tickets.
- Delivered Thanksgiving meals to local families in need with the Fort Lauderdale Police Department through Football Unites.
- Visited children at Alex's Place at Sylvester Comprehensive Cancer Center.
- Volunteered with Big Brothers Big Sisters of Miami for the Top Golf event through Football Unites.
- Delivered and assembled beds for two South Florida families in need in partnership with Ashley HomeStore.
- Spent time with 80 local youth from the His House Children's Home, a Miami Gardens foster care residential facility, and shopped for back-to-school shoes at DSW Designer Shoe Warehouse.
- Surprised 100 underprivileged kids in South Florida with brand new beds in partnership with Ashley HomeStore and helped host the 3rd annual Hope to Dream Sleepover at the Baptist Health Training Facility.

**PERSONAL:**

- **GRADUATE DEGREE:** Athletic leadership.
- **MAJOR:** Communication.

**CHRISTIAN WILKINS' NFL REGULAR SEASON STATS**

YEAR	TEAM	GP	GS	TACKLES					SK	YDS	INTERCEPTIONS					FUMBLES	
				TOT	SOLO	ASST					INT	YDS	LG	TD	PD	FF	FR
2019	MIAMI	16	14	56	30	26	2.0	14.0			0	0	0	0	2	0	1
2020	MIAMI	14	12	47	28	19	1.5	10.0			1	8	8	0	5	0	1
2021	MIAMI	17	17	89	49	40	4.5	31.0			0	0	0	0	4	1	1
2022	MIAMI	13	13	75	44	31	2.5	15.5			0	0	0	0	2	1	0
NFL TOTALS		60	56	267	151	116	10.5	70.5			1	8	8	0	13	2	3

**ADDITIONAL STATS**

**Receiving:** 1 for 1 yard and 1 TD in 2019; 1 for 1 yard and 1 TD in 2021.

**SINGLE-GAME CAREER HIGHS**

<b>Tackles:</b>	12	at San Francisco, 12/4/22
<b>Sacks:</b>	1.0	7 times, last: vs. Cleveland, 11/13/22
<b>Interceptions:</b>	1	vs. L.A. Rams, 11/1/20
<b>Passes Defensed:</b>	2	Twice, last: vs. N.Y. Jets, 10/18/20
<b>Forced Fumbles:</b>	1	Twice, last: at San Francisco, 12/4/22
<b>Fumble Recoveries:</b>	1	3 times, last: at N.Y. Jets, 11/21/21





## NFL CAREER

### TRANSACTIONS:

- Signed by Miami as an unrestricted free agent from Dallas on March 17, 2022.
- 2nd-round pick (50th overall) by Dallas in the 2018 NFL Draft.

### CAREER HIGHLIGHTS:

- Played in 70 career games with 64 starts – 47 at left guard, 14 at center, 2 at right guard and 1 at fullback.
- 3 miscellaneous tackles.
- Started 3 postseason games with Dallas.

### 2022 (MIAMI):

- Started 13 games at center.

### VS. NEW ENGLAND (9/11):

- Made his Dolphins debut.

### AT BALTIMORE (9/18):

- Helped the Dolphins overcome a 21-point fourth-quarter deficit and post 547 total yards in the win.

### AT DETROIT (10/30):

- Helped the Dolphins total 476 yards of offense in the come-from-behind victory.

### VS. CLEVELAND (11/13):

- Helped the offense total 491 yards and 39 points while not allowing QB Tua Tagovailoa to get sacked.

### 2021 (DALLAS):

- Played in all 17 games with 14 starts – 13 at left guard and 1 at fullback.

### AT TAMPA BAY (9/9):

- Started at left guard.

### AT NEW ENGLAND (10/17):

- Protected QB Dak Prescott as the team did not allow a sack.

### VS. WASHINGTON (12/26):

- Started at left guard.

### POSTSEASON:

### NFC WILD CARD VS. SAN FRANCISCO (1/16):

- Started at left guard.

### 2020 (DALLAS):

- Started all 16 games – 15 at left guard and 1 at center.
- 1 miscellaneous tackle.

### VS. ATLANTA (9/20):

- Paved the way for a ground attack that scored 4

rushing touchdowns, including 3 from QB Dak Prescott.

### AT CINCINNATI (12/13):

Started at left guard.

### VS. PHILADELPHIA (12/27):

Started at left guard.

### 2019 (DALLAS):

- Started 11 games at left guard.
- Inactive for 1 game.
- Missed the final 4 games after being placed on injured reserve on Dec. 2.

### VS. MIAMI (9/22):

- Paved the way for RB Ezekiel Elliott and RB Tony Pollard to each have a 100-yard rushing output.

### VS. GREEN BAY (10/6):

- Helped the offense produce a season-high 563 yards of total offense.

### AT N.Y. GIANTS (11/4):

- Started at left guard.
- Protected QB Dak Prescott as the team did not allow a sack.

### 2018 (DALLAS):

- Played in 13 games with 10 starts – 8 at left guard and 2 at right guard.
- Dressed but did not play in 2 games.
- Inactive for 1 game.

### AT CAROLINA (9/9):

- Started at left guard.
- Made his NFL debut.

### VS. DETROIT (9/30):

- Started at left guard.
- Blocked for RB Ezekiel Elliott to have a 152-yard rushing game.

### VS. JACKSONVILLE (10/14):

- Started at left guard.

### POSTSEASON:

### NFC WILD CARD VS. SEATTLE (1/5):

- Started at left guard.

### NFC DIVISIONAL AT L.A. RAMS (1/12):

- Started at left guard.

## BEFORE THE NFL

### COLLEGE (TEXAS):

- 3-year starter (2015-17)

### CAREER:

- Played in 29 games with 28 starts at left tackle.

### JUNIOR (2017):

- Started 5 games at left tackle.

### SOPHOMORE (2016):

- Played in all 12 games with 11 starts at left tackle
- 1st-team All-American.
- 1st-team All-Big-12.

### TRUE FRESHMAN (2015):

- Started all 12 games at

- left tackle.
- 1st-team Freshman All-American.
- Honorable mention All-Big-12.

### HIGH SCHOOL (COPPELL HS – COPPELL, TEXAS)

- Played tight end and also on the offensive and defensive lines.

**SENIOR (2014):** 38 tackles, 3.0 sacks, 5 forced fumbles and 2 passes defended.

- 2nd-team all-state.

- 2nd-team all-area.
- 1st-team all-district.

**JUNIOR (2013):** 3 receptions for 20 yards and 1 TD.

- 2nd-team all-district.

### OFF THE FIELD

#### PERSONAL:

- **MAJOR:** Business finance.

### CONNOR WILLIAMS' NFL REGULAR SEASON STATS

**GAMES/STARTS:** (Dallas) 2018: 13/10, 2019: 11/11, 2020: 16/16, 2021: 17/14, (Miami) 2022: 13/13      **NFL TOTALS: 70/64**

### CONNOR WILLIAMS' NFL PLAYOFF STATS

**GAMES/STARTS:** (Dallas) 2018: 2/2, 2021: 1/1      **PLAYOFF TOTALS: 3/3**

#### ADDITIONAL STATS

**Miscellaneous Tackles:** (Dallas) 1 in 2018, 1 in 2019, 1 in 2020 for total of 3.

**Miscellaneous Fumble Recoveries:** (Miami) 1 in 2022.



## NFL CAREER

### TRANSACTIONS:

- Signed by Miami as an unrestricted free agent from Dallas on March 17, 2022.
- Signed to Dallas' active roster on Sept. 14, 2019
- Signed to Dallas' practice squad on Sept. 2, 2019.
- Waived by Dallas on Aug. 31, 2019.
- 6th-round pick (208th overall) by Dallas in the 2018 NFL Draft.

### CAREER HIGHLIGHTS:

- Played in 50 career games with 4 starts.
- 78 receptions for 952 yards (12.2 avg.) and 8 TDs.
- 6 carries for 7 yards (1.2 avg.).
- 5-for-5 passing (100 pct.) for 111 yards and 1 TD for a QB rating of 158.3.
- 3 kickoff returns for 64 yards (21.3 avg.).
- 28 punt returns for 153 yards (5.5 avg.).
- 2 solo special teams tackles.

### 2022 (MIAMI):

- Played in 12 games.
- Inactive 1 game.
- 11 receptions for 115 yards (10.5 avg.).
- 1 carry for 8 yards.
- 10 punt returns for 84 yards (8.4 avg.).

**VS. NEW ENGLAND (9/11):** 2 receptions for 20 yards (10.0 avg.); 1 carry for 8 yards.

- Made his Dolphins debut.

**AT CHICAGO (11/6):** 2 receptions for 23 yards (11.5 avg.); 1 punt return for 8 yards.

**VS. HOUSTON (11/27):** 2 receptions for 26 yards (13.0 avg.); 3 punt returns for 22 yards (7.3 avg.).

### 2021 (DALLAS):

- Played in 16 games with 4 starts.
- Inactive for 1 game.
- 45 receptions for 602 yards (13.4 avg.) and 6 TDs.
- 2 carries for 11 yards (5.5 avg.).
- 5 carries for -1 yard (-0.2 avg.).
- 3-for-3 passing (100 pct.) for 88 yards for a QB rating of 118.8.
- 11 punt returns for 36 yards (3.3 avg.).
- 1 solo special teams tackle.

**VS. CAROLINA (10/3):** 2 receptions for 30 yards (15.0 avg.) and 1 TD.

- Caught a 23-yard TD pass from QB Dak Prescott

in the 3rd quarter to give Dallas a 33-14 lead.

**VS. LAS VEGAS (11/25):** 7 receptions for 104 yards (14.9 avg.); 2 punt returns for 16 yards (8.0 avg.).

**AT PHILADELPHIA (1/8):** 5 receptions for 119 yards (23.8 avg.) and 2 TDs.

- Caught a 14-yard TD pass from QB Dak Prescott to tie the game at 7-7 in the 1st quarter.
- Hauled in a 24-yard TD pass from QB Dak Prescott on 3rd-and-5 in the 2nd quarter to give Dallas a 17-10 advantage.

### POSTSEASON:

**NFC WILD CARD VS. SAN FRANCISCO (1/16):** 5 receptions for 62 yards (12.4 avg.); 1 miscellaneous tackle.

### 2020 (DALLAS):

- Played in all 16 games.
- 17 receptions for 189 yards (11.1 avg.) and 2 TDs.
- 3 carries for -12 yards (-4.0 avg.).
- 2-for-2 passing (100 pct.) for 23 yards and 1 TD for a QB rating of 154.2.
- 5 punt returns for 20 yards (4.0 avg.).
- 1 solo special teams tackle.

**AT SEATTLE (9/27):** 5 receptions for 107 yards (21.4 avg.) and 2 TDs; 1 punt return for 1 yard.

- Caught a 40-yard TD pass from QB Dak Prescott on 1st-and-10 in the 2nd quarter to cut Seattle's lead to 16-15.
- Hauled in a 42-yard TD pass in the 3rd quarter from QB Dak Prescott.

**VS. CLEVELAND (10/4):** 3 receptions for 34 yards (11.3 avg.); 1 punt return for 6 yards.

**VS. N.Y. GIANTS (10/11):** 4 receptions for 22 yards (5.5 avg.); 1-for-1 passing for 11 yards and a TD for a QB rating of 152.1.

- Threw an 11-yard TD pass to QB Dak Prescott to give Dallas a 24-20 lead in the 2nd quarter.

### 2019 (DALLAS):

- Played in 6 games.
- Spent 1 game on the practice squad.
- Inactive for 6 games.
- Missed the rest of the season after being placed on injured reserve on Dec. 10.
- 5 receptions for 46 yards (9.2 avg.).
- 3 kickoff returns for 64 yards (21.3 avg.).
- 2 punt returns for 13 yards (6.5 avg.).

**AT WASHINGTON (9/15):** 1 punt return for 0 yards.

- Made his NFL debut.

**AT N.Y. JETS (10/13):** 5 receptions for 46 yards (9.2 avg.).

## 2018 (DALLAS):

- Missed the entire on injured reserve.

## BEFORE THE NFL

### COLLEGE (BOISE STATE):

- 2-year letterman (2016-17) and 1-year starter.
- Transferred from Coffeyville Community College following his sophomore season (2015).

**CAREER (AT BOISE STATE):** Played in 27 games with 18 starts; 139 receptions for 2,640 yards (19.0 avg.) and 18 TDs; 12 carries for 20 yards (1.7 avg); 31 kickoff returns for 742 yards (23.9 avg.); 10 punt returns for 132 yards (13.2 avg.); 4-of-5 passing (80.0pct.) for 130 yards and 1 TD.

**SENIOR (2017 AT BOISE STATE):** Played in 14 games with 13 starts; 83 receptions for 1,511 yards (18.2 avg.) and 7 TDs; 9 carries for 13 yards (1.4 avg.); 18 kickoff returns for 465 yards (25.8 avg.) 2-of-3 passing (66.7 pct.) for 46 yards.

- 1st-team All-Mountain.
- His 1,511 receiving yards were a single-season school record.

**JUNIOR (2016 AT BOISE STATE):** Played in 13 games with 5 starts; 56 receptions for 1,129 yards (20.2 avg.) and 11 TDs; 3 carries for 7 yards (2.3 avg.); 13 kickoff returns for 277 yards (21.3 avg.); 10 punt returns for 132 yards (13.2 avg.) 2-for-2 passing for 84 yards and 1 TD.

- Honorable mention All-Mountain West.
- Academic All-Mountain West.

**SOPHOMORE (2015 AT COFFEYVILLE):** 66 receptions for 1,045 yards (15.8 avg.) and 17 TDs.

- NJCAA All-American.

**TRUE FRESHMAN (2014 AT COFFEYVILLE):** Played in 11 games; 629 receiving yards and 10 TDs.

- All-conference.

## HIGH SCHOOL (WHITE STATION HS – MEMPHIS, TENN.)

- Played quarterback.

**SENIOR (2013):**

- All-state.

## OFF THE FIELD

### PERSONAL:

- Father, Cedrick Wilson Sr., played for San Francisco (2001-04) and Pittsburgh (2005-07) and won Super Bowl XL with the Steelers.
- **MAJOR:** Communications and an associate's degree in arts and science.

## CEDRICK WILSON JR.'S NFL REGULAR SEASON STATS

YEAR	TEAM	GP	GS	RECEIVING					RUSHING				
				REC	YDS	AVG	LG	TD	ATT	YDS	AVG	LG	TD
2019	DALLAS	6	0	5	46	9.2	14	0	0	0	0.0	0	0
2020	DALLAS	16	0	17	189	11.1	42t	2	3	-12	-4.0	-1	0
2021	DALLAS	16	4	45	602	13.4	73t	6	2	11	5.5	6	0
2022	MIAMI	12	0	11	115	10.5	20	0	1	8	8.0	8	0
<b>NFL TOTALS</b>		<b>50</b>	<b>4</b>	<b>78</b>	<b>952</b>	<b>12.2</b>	<b>73t</b>	<b>8</b>	<b>6</b>	<b>7</b>	<b>1.2</b>	<b>8</b>	<b>0</b>

## CEDRICK WILSON JR.'S NFL REGULAR SEASON RETURNING STATS

YEAR	TEAM	KICKOFF RETURN				PUNT RETURN			
		KR	YDS	AVG	LG	PR	FC	YDS	AVG
2019	DALLAS	3	64	21.3	22	0	2	13	6.5
2020	DALLAS	0	0	0.0	-	0	5	20	4.0
2021	DALLAS	0	0	0.0	-	0	11	36	3.3
2022	MIAMI	0	0	0.0	-	0	10	84	8.4
<b>NFL TOTALS</b>		<b>3</b>	<b>64</b>	<b>21.3</b>	<b>22</b>	<b>0</b>	<b>28</b>	<b>153</b>	<b>5.5</b>

## CEDRICK WILSON JR.'S NFL PLAYOFF STATS

YEAR	TEAM	GP	GS	RECEIVING					RUSHING				
				REC	YDS	AVG	LG	TD	ATT	YDS	AVG	LG	TD
2021	DALLAS	1	0	5	62	12.4	24	0	0	0	0.0	0	0
<b>PLAYOFF TOTALS</b>		<b>1</b>	<b>0</b>	<b>5</b>	<b>62</b>	<b>12.4</b>	<b>24</b>	<b>0</b>	<b>0</b>	<b>0</b>	<b>0.0</b>	<b>0</b>	<b>0</b>

## ADDITIONAL STATS

**Passing:** (Dallas) 2-for-2 for 23 yards and 1 TD in 2020, 3-for-3 for 88 yards in 2021 for total of 5-for-5 for 111 yards and 1 TD.

**Forced Fumbles:** (Dallas) 1 in 2020.

**Special Teams Tackles:** (Dallas) 1 in 2020, 1 in 2021 for total of 2.

**Miscellaneous Tackles:** (P-1).

## SINGLE-GAME CAREER HIGHS

**Receptions:** 7 vs. Las Vegas, 11/25/21  
**Receiving Yards:** 119 at Philadelphia, 1/8/22  
**Longest Reception:** 73t at Minnesota, 10/31/21  
**Receiving TDs:** 2 Twice, last: at Seattle, 9/27/20

## 100-YARD RECEIVING GAMES (3)

DATE	OPPONENT	REC	YDS	AVG	LG	TD
9/27/20	at Seattle	5	107	21.4	42t	2
11/25/21	LAS VEGAS	7	104	14.9	51	0
1/8/22	at Philadelphia	5	119	23.8	37	2

## 2019 GAME-BY-GAME STATS (DALLAS)

DATE	OPPONENT	P/S	REC	YDS	AVG	LG	TD
09/08	N.Y. GIANTS		PRACTICE SQUAD				
09/15	at Washington	1/0	0	0	0.0	-	0
09/22	MIAMI	1/0	0	0	0.0	-	0
09/29	at New Orleans	1/0	0	0	0.0	-	0
10/06	GREEN BAY		INACTIVE				
10/13	at N.Y. Jets	1/0	5	46	9.2	14	0
10/20	PHILADELPHIA	1/0	0	0	0.0	-	0
11/04	at N.Y. Giants		INACTIVE				
11/10	MINNESOTA		INACTIVE				
11/17	at Detroit		INACTIVE				
11/24	at New England		INACTIVE				
11/28	BUFFALO		INACTIVE				
12/05	at Chicago	1/0	0	0	0.0	-	0
12/15	L.A. RAMS		INJURED RESERVE				
12/22	at Philadelphia		INJURED RESERVE				
12/29	WASHINGTON		INJURED RESERVE				
<b>2019 TOTALS</b>		<b>6/0</b>	<b>5</b>	<b>46</b>	<b>9.2</b>	<b>14</b>	<b>0</b>

## 2020 GAME-BY-GAME STATS (DALLAS)

DATE	OPPONENT	P/S	REC	YDS	AVG	LG	TD
09/13	at L.A. Rams	1/0	0	0	0.0	-	0
09/20	ATLANTA	1/0	0	0	0.0	-	0
09/27	at Seattle	1/0	5	107	21.4	42t	2
10/04	CLEVELAND	1/0	3	34	11.3	16	0
10/11	N.Y. GIANTS	1/0	4	22	5.5	10	0
10/19	ARIZONA	1/0	2	10	5.0	5	0
10/25	at Washington	1/0	0	0	0.0	-	0
11/01	at Philadelphia	1/0	0	0	0.0	-	0
11/08	PITTSBURGH	1/0	1	6	6.0	6	0
11/22	at Minnesota	1/0	1	7	7.0	7	0
11/26	WASHINGTON	1/0	0	0	0.0	-	0
12/08	at Baltimore	1/0	0	0	0.0	-	0
12/13	at Cincinnati	1/0	0	0	0.0	-	0
12/20	SAN FRANCISCO	1/0	0	0	0.0	-	0
12/27	PHILADELPHIA	1/0	0	0	0.0	-	0
01/03	at N.Y. Giants	1/0	1	3	3.0	3	0
<b>2020 TOTALS</b>		<b>16/0</b>	<b>17</b>	<b>189</b>	<b>11.1</b>	<b>42t</b>	<b>2</b>

## 2021 GAME-BY-GAME STATS (DALLAS)

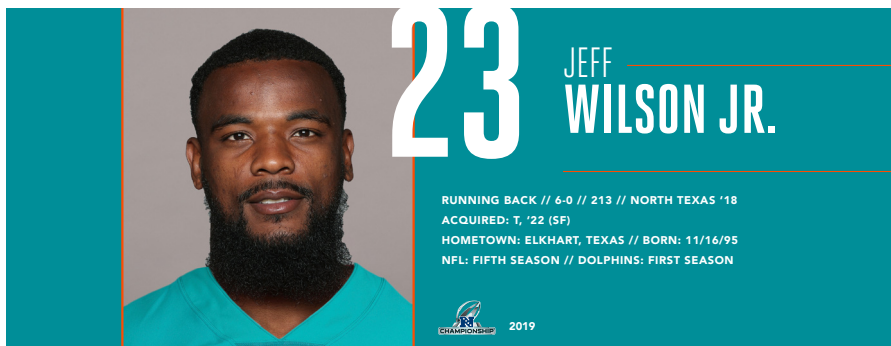
DATE	OPPONENT	P/S	REC	YDS	AVG	LG	TD
09/09	at Tampa Bay	1/0	3	24	8.0	13	0
09/19	at L.A. Chargers	1/0	2	20	10.0	16	0
09/27	PHILADELPHIA	1/0	2	17	8.5	15	1
10/03	CAROLINA	1/0	2	30	15.0	23t	1
10/10	N.Y. GIANTS	1/1	1	35	35.0	35	0
10/17	at New England	1/1	4	42	10.5	13	0
10/31	at Minnesota	1/0	3	84	28.0	73t	1
11/07	DENVER	1/1	2	28	14.0	24	0
11/14	ATLANTA	1/0	0	0	0.0	-	0
11/21	at Kansas City	1/0	4	36	9.0	18	0
11/25	LAS VEGAS	1/1	7	104	14.9	51	0
12/2	at New Orleans		INACTIVE				
12/12	at Washington	1/0	2	18	9.0	13	0
12/19	at N.Y. Giants	1/0	0	0	0.0	-	0
12/26	WASHINGTON	1/0	2	10	5.0	6	0
01/02	ARIZONA	1/0	6	35	5.8	11	1
01/08	at Philadelphia	1/0	5	119	23.8	37	2
<b>2021 TOTALS</b>		<b>16/4</b>	<b>45</b>	<b>602</b>	<b>13.4</b>	<b>73t</b>	<b>6</b>

DATE	OPPONENT	P/S	REC	YDS	AVG	LG	TD
01/16	SAN FRANCISCO*	1/0	5	62	12.4	24	0

\* AFC Wild Card game

## 2022 GAME-BY-GAME STATS (MIAMI)

DATE	OPPONENT	P/S	REC	YDS	AVG	LG	TD
09/11	NEW ENGLAND	1/0	2	20	10.0	12	0
09/18	at Baltimore	1/0	0	0	0.0	-	0
09/25	BUFFALO	1/0	0	0	0.0	-	0
09/29	at Cincinnati		INACTIVE				
10/09	at N.Y. Jets	1/0	2	20	10.0	11	0
10/16	MINNESOTA	1/0	0	0	0.0	-	0
10/23	PITTSBURGH	1/0	0	0	0.0	-	0
10/30	at Detroit	1/0	0	0	0.0	-	0
11/06	at Chicago	1/0	2	23	11.5	14	0
11/13	CLEVELAND	1/0	1	7	7.0	7	0
11/27	HOUSTON	1/0	2	26	13.0	20	0
12/04	at San Francisco	1/0	0	0	0.0	-	0
12/11	at L.A. Chargers	1/0	2	19	9.5	12	0
12/17	at Buffalo						
12/25	GREEN BAY						
01/01	at New England						
TBD	N.Y. JETS						
<b>2022 TOTALS</b>		<b>12/0</b>	<b>11</b>	<b>115</b>	<b>10.5</b>	<b>20</b>	<b>0</b>



## NFL CAREER

### TRANSACTIONS:

- Traded from San Francisco to Miami on Nov. 1, 2022.
- Signed to San Francisco's active roster on Sept. 4, 2019.
- Signed to San Francisco's practice squad on Sept. 1, 2019.
- Waived by San Francisco on Aug. 31, 2019.
- Signed to San Francisco's active roster on Nov. 24, 2018.
- Signed to San Francisco's practice squad on Sept. 2, 2018.
- Waived by San Francisco on Sept. 1, 2018.
- Signed by San Francisco as an undrafted college free agent on May 2, 2018.

### CAREER HIGHLIGHTS:

- Played in 50 career games with 16 starts.
- 434 carries for 1,971 yards (4.5 avg.) and 17 TDs.
- 51 receptions for 445 yards (8.7 avg.) and 5 TDs.
- 4 solo special teams tackles.
- 5 miscellaneous fumble recoveries.
- 3 miscellaneous fumble recoveries.
- Appeared in 3 postseason contests.

### 2022 (SAN FRANCISCO/MIAMI):

- Played in 5 games with 1 start with Miami.
- 44 carries for 238 yards (5.4 avg.) and 2 TDs with Miami.
- 6 receptions for 58 yards (9.7 avg.) and 1 TD with Miami.
- 1 miscellaneous tackle with Miami.
- Traded to Miami on Nov. 1.
- Played in 8 games with 6 starts with San Francisco.
- 92 carries for 468 yards (5.1 avg.) and 2 TDs with San Francisco.
- 10 receptions for 91 yards (9.1 avg.) with San Francisco.
- 1 miscellaneous tackle with San Francisco.
- 1 miscellaneous fumble recovery with San Francisco.

**VS. L.A. RAMS (10/3):** 18 carries for 74 yards (4.1 avg.) and 1 TD.

- Scored on a 32-yard rush to give San Francisco a 1st-quarter lead.

**AT CAROLINA (10/9):** 17 carries for 120 yards (7.1 avg.) and 1 TD; 1 reception for 12 yards; 1

miscellaneous fumble recovery.

- Topped 100 rushing yards for the 4th time in his career.
- Scored on a 1-yard carry in the 4th quarter to extend San Francisco's lead.

**AT CHICAGO (11/6):** 9 carries for 51 yards (5.7 avg.); 3 receptions for 21 yards (7.0 avg.) and 1 TD.

- Scored on a 10-yard pass from QB Tua Tagovailoa in the 3rd quarter, which would ultimately prove to be the game-winning TD.
- Made his Dolphins debut.

**VS. CLEVELAND (11/13):** 17 carries for 119 yards (7.0 avg.) and 1 TD; 2 receptions for 24 yards (12.0 avg.).

- Posted the 5th 100-yard game of his career and his 1st with the Dolphins.

### 2021 (SAN FRANCISCO):

- Played in 9 games with 4 starts.
- Dressed but did not play 1 game.
- Missed the 1st 7 games of the season after beginning the season on the physically unable to perform list.
- 79 carries for 294 yards (3.7 avg.) and 2 TDs.
- 7 receptions for 31 yards (4.4 avg.).
- 1 solo special teams tackle.
- 1 miscellaneous fumble recovery.

**VS. ATLANTA (12/19):** 21 carries for 110 yards (5.2 avg.) and 1 TD; 2 receptions for 9 yards (4.5 avg.).

- Recorded the 3rd 100-yard game of his career; 1 miscellaneous fumble recovery.
- Scored on a 5-yard TD run in the 3rd quarter to give San Francisco a 2-score lead.

**AT TENNESSEE (12/23):** 14 carries for 45 yards (3.2 avg.) and 1 TD; 3 receptions for 12 yards (4.0 avg.).

- Scored on a 1-yard carry on the game's opening drive to give San Francisco an early lead.

### POSTSEASON:

**NFC WILD CARD AT DALLAS (1/16):** Played but did not record any stats.

**NFC DIVISIONAL AT GREEN BAY (1/22):** Played but did not record any stats.

**NFC CHAMPIONSHIP AT L.A. RAMS (1/30):** Inactive.

### 2020 (SAN FRANCISCO):

- Played in 12 games with 3 starts.
- Inactive for 1 game.

- Missed 3 games after being placed on injured reserve on Oct. 31 and being activated on Nov. 28.
- 126 carries for 600 yards (4.8 avg.) and 7 TDs.
- 13 receptions for 133 yards (10.2 avg.) and 3 TDs.
- 2 miscellaneous tackles.
- 1 miscellaneous fumble recovery.

**AT NEW ENGLAND (10/25):** 17 carries for 112 yards (6.6 avg.) and 3 TDs; 2 receptions for 8 yards (4.0 avg.).

- It was the 1st 100-yard game of his career.
- Scored on a 3-yard run in the 1st quarter, a 16-yard run in the 2nd quarter and a 7-yard run in the 3rd quarter in San Francisco's 33-6 victory.
- His 3 rushing TDs were the most by a 49ers RB in a road game since Roger Craig had 3 on Oct. 16, 1988 at the L.A. Rams.

**AT ARIZONA (12/26):** 22 carries for 183 yards (8.3 avg.); 1 reception for 21 yards and 1 TD.

- Rushed for more than 100 yards for the 2nd time in the season.
- Caught a 21-yard TD pass from QB C.J. Beathard in the 1st quarter.
- His 183 rushing yards were the most by a 49ers player since Carlos Hyde had 193 on Dec. 11, 2016.

**VS. SEATTLE (1/3):** 20 carries for 76 yards (3.8 avg.) and 1 TD; 3 receptions for 12 yards (4.0 avg.) and 1 TD.

- Rushed for a 7-yard TD in the 4th quarter to give San Francisco a 10-point lead.
- Caught a 3-yard TD pass from QB C.J. Beathard in the 4th quarter.

## 2019 (SAN FRANCISCO):

- Played 10 games.
- Inactive for 5 games.
- Spent 1 game on San Francisco's practice squad.
- 27 carries for 105 yards (3.9 avg.) and 4 TDs.
- 3 receptions for 34 yards (11.3 avg.) and 1 TD.
- 2 solo special teams tackles.
- 1 miscellaneous tackle.

**AT CINCINNATI (9/15):** 10 carries for 34 yards (3.4 avg.) and 2 TDs.

- Scored on a 2-yard carry in the 2nd quarter to give San Francisco a 14-point lead.
- Rushed for a 4-yard TD in the 4th quarter.

**VS. PITTSBURGH (9/22):** 8 carries for 18 yards (2.3 avg.) and 2 TDs.

- Rushed for 2 TDs in the 3rd quarter, giving San Francisco a 4-point lead entering the final frame.
- Became the first 49ers player since Frank Gore in 2013 to have multiple rushing TDs in consecutive weeks.

**VS. ARIZONA (11/17):** 1 reception for 25 yards and 1 TD.

- Scored on his only touch of the game, a 25-yard TD reception from QB Jimmy Garoppolo, to give San Francisco a 4-point lead with 31 seconds remaining.

## POSTSEASON:

**NFC DIVISIONAL VS. MINNESOTA (1/11):** Inactive.

**NFC CHAMPIONSHIP VS. GREEN BAY (1/19):** Inactive.

**SUPER BOWL LIV VS. KANSAS CITY (2/2):** 1 reception for 20 yards.

- Caught a 20-yard pass from QB Jimmy Garoppolo on a 3rd-and-5 play near the end of the 1st half to give San Francisco a 1st down.

## 2018 (SAN FRANCISCO):

- Played in 6 games with 2 starts.
- Spent 10 games on San Francisco's practice squad.
- 66 carries for 266 yards (4.0 avg.).
- 12 receptions for 98 yards (8.2 avg.).
- 1 solo special teams tackle.

**AT TAMPA BAY (11/25):** 7 carries for 33 yards (4.7 avg.); 1 reception for 8 yards.

- Made his NFL debut.

**AT SEATTLE (12/2):** 15 carries for 61 yards (4.1 avg.); 8 receptions for 73 yards (9.1 avg.).

- Posted 100+ yards from scrimmage for the 1st time in his career.

**VS. DENVER (12/9):** 23 carries for 90 yards (3.9 avg.); 1 reception for 6 yards.

- Made his 1st NFL start.

## BEFORE THE NFL

### COLLEGE (NORTH TEXAS):

- 4-year letterman (2014-17) and 3-year starter.
- Finished his career as the school's 4th all-time leading rusher (3,205 yards), 3rd in rushing TDs (32) and 4th in all-purpose yards (4,009).

**CAREER:** Played in 41 games with 28 starts; 561 carries for 3,205 yards (5.7 avg.) and 32 TDs; 70 receptions for 527 yards (7.5 avg.) and 2 TDs; 12 kickoff returns for 279 yards (23.3 avg.).

**SENIOR (2017):** Started 11 games; 188 carries for 1,215 yards (6.5 avg.) and 16 TDs; 24 receptions for 168 yards (7.0 avg.).

- 2nd-team All-Conference USA.

**JUNIOR (2016):** Played in 11 games with 10 starts; 169 carries for 936 yards (5.5 avg.) and 14 TDs; 29 receptions for 247 yards (8.5 avg.) and 1 TD.

**SOPHOMORE (2015):** Played in 10 games with 7 starts; 155 carries for 830 yards (5.4 avg.) and 1 TD; 12 receptions for 71 yards (5.9 avg.); 12 kickoff returns for 279 yards (23.3 avg.).

**TRUE FRESHMAN (2014):** Played in 9 games; 49 carries for 224 yards (4.6 avg.) and 1 TD; 5 receptions for 41 yards (8.2 avg.) and 1 TD.

## HIGH SCHOOL (ELKHART HS - ELKHART, TEXAS)

**SENIOR (2013):** 2,749 rushing yards and 36 TDs.

- 1st-team all-state.

**JUNIOR (2012):** 2,329 rushing yards and 26 TDs.

- 2nd-team all-state.

## OFF THE FIELD

### PERSONAL:

- **MAJOR:** Kinesiology.

## JEFF WILSON JR.'S NFL REGULAR SEASON STATS

YEAR	TEAM	GP	GS	RUSHING					RECEIVING				
				ATT	YDS	AVG	LG	TD	REC	YDS	AVG	LG	TD
2018	SAN FRANCISCO	6	2	66	266	4.0	18	0	12	98	8.2	24	0
2019	SAN FRANCISCO	10	0	27	105	3.9	25	4	3	34	11.3	25t	1
2020	SAN FRANCISCO	12	3	126	600	4.8	34	7	13	133	10.2	21t	3
2021	SAN FRANCISCO	9	4	79	294	3.7	17	2	7	31	4.4	11	0
2022	SAN FRANCISCO	8	6	92	468	5.1	41	2	10	91	9.1	16	0
	MIAMI	5	1	44	238	5.4	28	2	6	58	9.7	14	1
NFL TOTALS		50	16	434	1971	4.5	41	17	51	445	8.7	25t	5

## JEFF WILSON JR.'S NFL PLAYOFF STATS

YEAR	TEAM	GP	GS	RUSHING					RECEIVING				
				ATT	YDS	AVG	LG	TD	REC	YDS	AVG	LG	TD
2019	SAN FRANCISCO	1	0	0	0	0.0	0	0	1	20	20.0	20	0
2021	SAN FRANCISCO	2	0	0	0	0.0	0	0	0	0	0.0	0	0
PLAYOFF TOTALS		3	0	53	336	6.3	36t	5	3	8	2.7	10	0

## ADDITIONAL STATS

**Special Teams Tackles:** (San Francisco) 1 in 2018, 2 in 2019, 1 in 2021 for total of 4.

**Miscellaneous Tackles:** (San Francisco) 1 in 2019, 2 in 2020, 1 in 2022, (Miami) 1 in 2022 for total of 5.

**Miscellaneous Fumble Recoveries:** (San Francisco) 1 in 2020, 1 in 2021, 1 in 2022 for total of 3.

## SINGLE-GAME CAREER HIGHS

**Rushes:** 23 vs. Denver, 12/9/18  
**Rushing Yards:** 183 at Arizona, 12/26/20  
**Longest Rush:** 41 at Carolina, 10/9/22  
**Rushing TDs:** 3 at New England, 10/25/20  
**Receptions:** 8 at Seattle, 12/2/18  
**Receiving Yards:** 73 at Seattle, 12/2/18  
**Longest Reception:** 25t vs. Arizona, 11/17/19  
**Receiving TDs:** 1 4 times, last: vs. Seattle, 1/3/21

## 100-YARD RUSHING GAMES (5)

DATE	OPPONENT	ATT	YDS	AVG	LG	TD
10/25/20	at New England	17	112	6.6	7	3
12/26/20	at Arizona	22	183	8.3	34	0
12/19/21	ATLANTA	21	110	5.2	17	1
10/9/22	at Carolina	17	120	7.1	41	1
11/13/22	CLEVELAND	17	119	7.0	20t	1

## 2018 GAME-BY-GAME STATS (SAN FRANCISCO)

DATE	OPPONENT	P/S	ATT	YDS	AVG	LG	TD
09/09	at Minnesota						
09/16	DETROIT						
09/23	at Kansas City						
09/30	at L.A. Chargers						
10/07	ARIZONA						
10/15	at Green Bay						
10/21	L.A. RAMS						
10/28	at Arizona						
11/01	OAKLAND						
11/12	N.Y. GIANTS						
11/25	at Tampa Bay	1/0	7	33	4.7	18	0
12/02	at Seattle	1/0	15	61	4.1	11	0
12/09	DENVER	1/1	23	90	3.9	11	0
12/16	SEATTLE	1/0	7	46	6.6	16	0
12/23	CHICAGO	1/0	11	27	2.5	8	0
12/30	at L.A. Rams	1/1	3	9	3.0	7	0
2018 TOTALS		6/2	66	266	4.0	18	0

## 2019 GAME-BY-GAME STATS (SAN FRANCISCO)

DATE	OPPONENT	P/S	ATT	YDS	AVG	LG	TD
09/08	at Tampa Bay						
09/15	at Cincinnati	1/0	10	34	3.4	14	2
09/22	PITTSBURGH	1/0	8	18	2.3	5	2
10/07	CLEVELAND						
10/13	at L.A. Rams	1/0	0	0	0.0	-	0
10/20	at Washington	1/0	5	20	4.0	6	0
10/27	CAROLINA	1/0	2	6	3.0	4	0
10/31	at Arizona	1/0	0	0	0.0	-	0
11/11	SEATTLE						
11/17	ARIZONA	1/0	0	0	0.0	-	0
11/24	GREEN BAY	1/0	2	27	13.5	25	0
12/01	at Baltimore	1/0	0	0	0.0	-	0
12/08	at New Orleans						
12/15	ATLANTA	1/0	0	0	0.0	-	0
12/21	L.A. RAMS						
12/29	at Seattle						
2019 TOTALS		10/0	27	105	3.9	25	4

DATE	OPPONENT	P/S	ATT	YDS	AVG	LG	TD
01/11	MINNESOTA*						
01/19	GREEN BAY**						
02/02	at Kansas City***	1/0	0	0	0.0	-	0
PLAYOFF TOTALS		1/0	0	0	0.0	-	0

\* NFC Divisional game

\*\* NFC Championship

\*\*\* Super Bowl LIV

## 2020 GAME-BY-GAME STATS (SAN FRANCISCO)

DATE	OPPONENT	P/S	ATT	YDS	AVG	LG	TD
09/13	ARIZONA	1/0	0	0	0.0	-	0
09/20	at N.Y. Jets	1/0	2	3	1.5	2	0
09/27	at N.Y. Giants	1/0	12	15	1.3	4	1
10/04	PHILADELPHIA	1/0	3	6	2.0	3	0
10/11	MIAMI	1/0	4	27	6.8	9	0
10/18	L.A. RAMS						
10/25	at New England	1/1	17	112	6.6	17	3
11/01	at Seattle						
11/05	GREEN BAY						
11/15	at New Orleans						
11/29	at L.A. Rams	1/0	12	40	3.3	10	0
12/07	BUFFALO	1/0	7	47	6.7	18	0
12/13	WASHINGTON	1/0	11	31	2.8	11	1
12/20	at Dallas	1/0	16	60	3.8	12	1
12/26	at Arizona	1/1	22	183	8.3	34	0
01/03	SEATTLE	1/1	20	76	3.8	18	1
2020 TOTALS		12/3	126	600	4.8	34	7



## 2021 GAME-BY-GAME STATS (SAN FRANCISCO)

DATE	OPPONENT	P/S	ATT	YDS	AVG	LG	TD
09/12	at Detroit		RESERVE/PUP				
09/19	at Philadelphia		RESERVE/PUP				
09/26	GREEN BAY		RESERVE/PUP				
10/03	SEATTLE		RESERVE/PUP				
10/10	at Arizona		RESERVE/PUP				
10/24	INDIANAPOLIS		RESERVE/PUP				
10/31	at Chicago		RESERVE/PUP				
11/07	ARIZONA		DID NOT PLAY				
11/15	L.A. RAMS	1/0	10	28	2.8	6	0
11/21	at Jacksonville	1/1	19	50	2.6	11	0
11/28	MINNESOTA	1/0	2	5	2.5	4	0
12/05	at Seattle	1/0	0	0	0.0	-	0
12/12	at Cincinnati	1/1	13	56	4.3	12	0
12/19	ATLANTA	1/1	21	110	5.2	17	1
12/23	at Tennessee	1/1	14	45	3.2	9	1
01/02	HOUSTON	1/0	0	0	0.0	-	0
01/09	at L.A. Rams	1/0	0	0	0.0	-	0
<b>2021 TOTALS</b>		<b>9/4</b>	<b>79</b>	<b>294</b>	<b>3.7</b>	<b>17</b>	<b>2</b>
DATE	OPPONENT	P/S	ATT	YDS	AVG	LG	TD
01/16	at Dallas*	1/0	0	0	0.0	-	0
01/22	at Green Bay**	1/0	0	0	0.0	-	0
01/30	at L.A. Rams***		INACTIVE				
<b>PLAYOFF TOTALS</b>		<b>2/0</b>	<b>0</b>	<b>0</b>	<b>0.0</b>	<b>-</b>	<b>0</b>

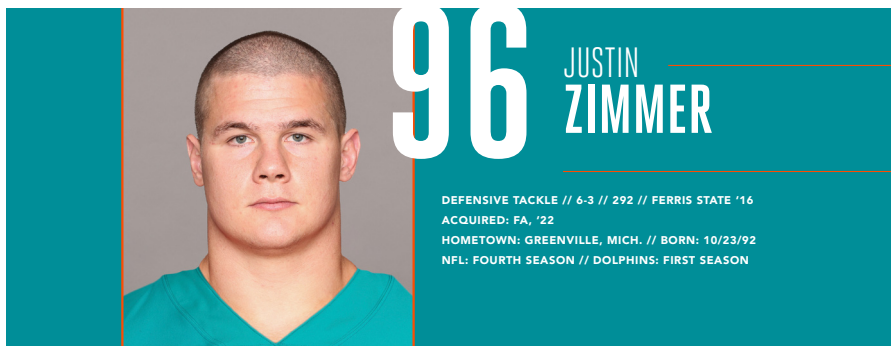
\* NFC Wild Card game

\*\* NFC Divisional game

\*\*\* NFC Championship

## 2022 GAME-BY-GAME STATS (SAN FRANCISCO/MIAMI)

DATE	OPPONENT	P/S	ATT	YDS	AVG	LG	TD
09/11	at Chicago	1/0	9	22	2.4	5	0
09/18	SEATTLE	1/1	18	84	4.7	16	0
09/25	at Denver	1/1	12	75	6.3	37	0
10/03	L.A. RAMS	1/0	18	74	4.1	32t	1
10/09	at Carolina	1/1	17	120	7.1	41	1
10/16	at Atlanta	1/1	7	25	3.6	9	0
10/23	KANSAS CITY	1/1	7	54	7.7	15	0
10/30	at L.A. Rams	1/1	4	14	3.5	12	0
<b>SAN FRANCISCO TOTALS</b>		<b>8/6</b>	<b>92</b>	<b>468</b>	<b>5.1</b>	<b>41</b>	<b>2</b>
11/06	at Chicago	1/0	9	51	5.7	28	0
11/13	CLEVELAND	1/0	17	119	7.0	20t	1
11/27	HOUSTON	1/1	13	39	3.0	9	1
12/04	at San Francisco	1/0	1	3	3.0	3	0
12/11	at L.A. Chargers	1/0	4	26	6.5	20	0
12/17	at Buffalo						
12/25	GREEN BAY						
01/01	at New England						
TBD	N.Y. JETS						
<b>MIAMI TOTALS</b>		<b>5/1</b>	<b>44</b>	<b>238</b>	<b>5.4</b>	<b>28</b>	<b>2</b>
<b>2022 TOTALS</b>		<b>13/7</b>	<b>136</b>	<b>706</b>	<b>5.2</b>	<b>41</b>	<b>4</b>



## NFL CAREER

### TRANSACTIONS:

- Signed by Miami on Nov. 23, 2022.
- Signed to Buffalo's practice squad on Oct. 4, 2022.
- Signed to Buffalo's active roster on Oct. 21, 2020.
- Signed to Buffalo's practice squad on Sept. 6, 2020.
- Waived by Buffalo on Sept. 5, 2020.
- Signed by Buffalo on Aug. 16, 2020.
- Waived/non-football injury by Cleveland on July 31, 2020.
- Signed by Cleveland on Dec. 3, 2019.
- Signed to Atlanta's practice squad on Sept. 1, 2019.
- Waived by Atlanta on Aug. 31, 2019.
- Signed to Atlanta's active roster on Dec. 4, 2018.
- Signed to Atlanta's practice squad on Oct. 4, 2018.
- Waived by Atlanta on Oct. 2, 2018.
- Signed by Atlanta on April 18, 2018.
- Waived by New Orleans on Sept. 1, 2017.
- Signed by New Orleans on Jan. 2, 2017.
- Signed to New Orleans' practice squad on Dec. 13, 2016.
- Waived by Buffalo on Aug. 30, 2016.
- Signed by Buffalo as an undrafted college free agent on May 6, 2016.

### CAREER HIGHLIGHTS:

- Played in 24 career games.
- 35 tackles (17 solo), 2.0 sacks and 1 forced fumble.

### 2022 (BUFFALO/MIAMI):

- Played in 3 games with 1 start with Miami.
- 1 tackle with Miami.
- Signed by Miami on Nov. 23.
- Spent 6 games on Buffalo's practice squad.

**VS. HOUSTON (11/27):** Played but did not record any stats.

- Made his Dolphins debut.

**AT SAN FRANCISCO (12/4):** 1 tackle.

### 2021 (BUFFALO):

- Played in 6 games.
- 8 tackles (2 solo).
- Inactive for 2 games.

- Missed the rest of the season after being placed on injured reserve on Nov. 11.

**AT MIAMI (9/19):** 3 tackles (1 solo) and 1.0 sack.

- Sacked QB Jacoby Brissett on a 2nd-and-10 snap in the 4th quarter.

**AT TENNESSEE (10/18):** 2 tackles (1 solo).

### 2020 (CLEVELAND/BUFFALO):

- Played in 12 games with Buffalo.
- Spent the rest of the season on Buffalo's practice squad.
- 21 tackles (13 solo), 1.0 sack and 1 forced fumble with Buffalo.
- Spent the offseason program with Cleveland.

**AT N.Y. JETS (9/13):** 4 tackles (2 solo).

- Made his Bills debut.

**VS. NEW ENGLAND (11/1):** 1 solo tackle and 1 forced fumble.

- Stripped QB Cam Newton of the ball as New England was driving in the red zone down 3 points with less than 1 minute remaining to preserve a Buffalo win.

**AT ARIZONA (11/15):** 1 solo tackle and 1.0 sack.

- Sacked QB Kyler Murray on a 1st-and-10 snap in the 2nd quarter for his 1st career sack.

### POSTSEASON:

**AFC WILD CARD VS. INDIANAPOLIS (1/9):** Played but did not record stats.

**AFC DIVISIONAL VS. BALTIMORE (1/16):** 1 assisted tackle.

**AFC CHAMPIONSHIP AT KANSAS CITY (1/24):** 1 solo tackle.

### 2019 (ATLANTA/CLEVELAND):

- Played in 2 games with Cleveland.
- Inactive for 2 games with Cleveland.
- 5 tackles (2 solo) with Cleveland.
- Signed by Cleveland on Dec. 3.
- Spent 12 games on Atlanta's practice squad.
- Spent the offseason and training camp with Atlanta.

**VS. BALTIMORE (12/22):** 1 solo tackle.

- Made his Browns debut.

**AT CINCINNATI (12/29):** 4 tackles (1 solo).

### 2018 (ATLANTA):

- Played in 1 game.
- Inactive for 7 games.

- Spent 8 games on the practice squad.
- VS. NEW ORLEANS (9/23):** Played but did not record any stats.
- Made his NFL debut.

### 2017 (NEW ORLEANS):

- Spent the offseason and training camp with New Orleans.

### 2016 (BUFFALO/NEW ORLEANS):

- Spent 3 games on New Orleans' practice squad.
- Spent the offseason and training camp with Buffalo.

## BEFORE THE NFL

### COLLEGE (FERRIS STATE):

- 4-year letterman (2012-15) and 3-year starter.
- Finished his career 6th on the school's all-time sacks list with 26.0.

**CAREER:** Played in 42 games with 35 starts; 216 tackles (80 solo), 26.0 sacks, 1 interception, 14 passes defended, 9 forced fumbles, 1 fumble recovery; 3 blocked kicks.

**SENIOR (2015):** Started all 12 games; 81 tackles (28 solo), 13.0 sacks, 5 passes defended, 4 forced

fumbles, 1 fumble recovery; 1 blocked kick.

- Division II All-American.
- 1st-team All-GLIAC.
- His 13.0 sacks tied the single-season school record.
- Team captain.

**JUNIOR (2014):** Started all 12 games; 76 tackles (31 solo), 5.5 sacks, 5 passes defended and 3 forced fumbles.

- Division II All-American.
- 1st-team All-GLIAC.
- Team captain.

**SOPHOMORE (2013):** Started all 11 games; 57 tackles (20 solo), 7.5 sacks, 1 interception, 4 passes defended, 2 forced fumbles; 2 blocked kicks.

- 1st-team All-GLIAC.

**REDSHIRT FRESHMAN (2012):** Played in 7 games; 2 tackles (1 solo).

- Redshirted in 2011.

### HIGH SCHOOL (GREENVILLE HS – GREENVILLE, MICH.)

- Also competed in wrestling and track and field.
- Played linebacker and tight end.

**SENIOR (2010):** 108 tackles and 4 interceptions; 2 blocked kicks.

## JUSTIN ZIMMER'S NFL REGULAR SEASON STATS

YEAR	TEAM	GP	GS	TACKLES						INTERCEPTIONS					FUMBLES	
				TOT	SOLO	ASST	SK	YDS		INT	YDS	LG	TD	PD	FF	FR
2018	ATLANTA	1	0	0	0	0	0.0	0.0		0	0	0	0	0	0	0
2019	CLEVELAND	2	0	5	2	3	0.0	0.0		0	0	0	0	0	0	0
2020	BUFFALO	12	0	21	13	8	1.0	0.0		0	0	0	0	0	1	0
2021	BUFFALO	6	0	8	2	6	1.0	10.0		0	0	0	0	0	0	0
2022	MIAMI	3	1	1	0	1	0.0	0.0		0	0	0	0	0	0	0
NFL TOTALS		24	1	35	17	18	2.0	10.0		0	0	0	0	0	1	0

## JUSTIN ZIMMER'S NFL PLAYOFF STATS

YEAR	TEAM	GP	GS	TACKLES						INTERCEPTIONS					FUMBLES	
				TOT	SOLO	ASST	SK	YDS		INT	YDS	LG	TD	PD	FF	FR
2020	BUFFALO	3	0	2	1	1	0.0	0.0		0	0	0	0	0	0	0
PLAYOFF TOTALS		3	0	2	1	1	0.0	0.0		0	0	0	0	0	0	0

## SINGLE-GAME CAREER HIGHS

**Tackles:** 6 vs. Kansas City, 10/19/20  
**Sacks:** 1.0 Twice, last: at Miami, 9/19/21  
**Forced Fumbles:** 1 vs. New England, 11/1/20




## INJURED RESERVE



**CETHAN CARTER**  
#82 • Tight End



**LIAM EICHENBERG**  
#74 • Offensive Line



**TREY FLOWERS**  
#93 • Linebacker



**AUSTIN JACKSON**  
#73 • Offensive Line



**BRANDON JONES**  
#29 • Safety



**JOHN LOVETT**  
#46 • Fullback



**NIK NEEDHAM**  
#40 • Cornerback



**EMMANUEL OGBAH**  
#91 • Defensive End




**ADAM SHAHEEN**  
Tight End



**TRILL WILLIAMS**  
Cornerback

## RESERVE/PUP



**BYRON JONES**  
#24 • Cornerback

## PRACTICE SQUAD



**JAKE BARGAS**  
#48 • Fullback



**KALON BARNES**  
#35 • Cornerback



**JOSIAH BRONSON**  
#95 • Defensive Tackle




**TINO ELLIS**  
#34 • Cornerback



**JAMES EMPEY**  
#62 • Offensive Line



**LAMONT GAILLARD**  
#61 • Offensive Line



**CAMERON GOODE**  
#53 • Linebacker



**KENDALL LAMM**  
#70 • Tackle



**R.J. McINTOSH**  
#90 • Defensive Tackle



**LA'MICAL PERINE**  
#33 • Running Back



**JAMAL PERRY**  
#36 • Defensive Back



**BRAYLON SANDERS**  
#86 • Wide Receiver



**BRENNAN SCARLETT**  
#57 • Linebacker



**KION SMITH**  
#76 • Tackle



**FREDDIE SWAIN**  
#83 • Wide Receiver



**JAYLEN TWYMAN**  
#97 • Defensive Tackle

## PRACTICE SQUAD/INJURED



**PORTER GUSTIN**  
Linebacker





## HISTORY & RECORDS



## INDIVIDUAL RECORDS

The following individual records relate solely to service with the Miami Dolphins. They include National Football League regular-season statistics only – with the exception of those single-game records marked by “\*” or “\*\*.”

\* Playoff game    \*\* Super Bowl

1966-77: 14 games    1983-86: 16 games    1978-81: 16 games    1987: 15 games    1982: 9 games    1988-2020: 16 games    2021-Present: 17 games

### SERVICE

#### MOST SEASONS

17	Dan Marino (1983-99)
15	Bob Kuechenberg (1970-84)
14	Bob Griese (1967-80)
14	Don Strock (1974-87)
14	John Denney (2005-18)
13	Nat Moore (1974-86)
13	Jason Taylor (1997-2007, 2009, 2011)
12	Larry Little (1969-80)
12	Ed Newman (1973-84)
12	Bruce Hardy (1978-89)
12	Jim Jensen (1981-92)
12	Zach Thomas (1996-2007)

#### MOST GAMES PLAYED

242	Dan Marino (1983-99)
224	John Denney (2005-18)
204	Jason Taylor (1997-2007, 2009, 2011)
196	Bob Kuechenberg (1970-84)
183	Nat Moore (1974-86)
168	Zach Thomas (1996-2007)
167	Ed Newman (1973-85)
166	Vern Den Herder (1971-82)
164	Jim Jensen (1981-92)
164	Richmond Webb (1990-00)
163	Don Strock (1974-87)
161	Bob Griese (1967-80)
159	Larry Little (1969-80)
157	Tim Bowens (1994-04)
156	Tim Ruddy (1994-03)
155	Olindo Mare (1997-2006)
151	Bruce Hardy (1978-89)

#### MOST CONSECUTIVE GAMES PLAYED

224	John Denney (1st in 2005 through 16th in 2018)
130	Jason Taylor (15th in 1999 through 16th in 2007)
128	Jim Langer (10th in 1970 through 9th in 1979)
128	Brandon Fields (1st in 2007 through 16th in 2014)
127	Garo Yepremian (2nd in 1970 through 16th in 1978)
125	Bob Baumhower (1st in 1977 through 14th in 1984)
118	Richmond Webb (3rd in 1991 through 8th in 1998)
116	Olindo Mare (1st in 1997 through 4th in 2004)
107	Dwight Stephenson (1st in 1980 through 2nd in 1987)
104	Jeff Cross (1st in 1988 through 8th in 1994)
104	Tim Bowens (1st in 1994 through 8th in 2000)
104	Vernon Carey (4th in 2004 through 12th in 2010)

#### MOST STARTS

240	Dan Marino (1983-99)
186	Jason Taylor (1997-2007, 2009, 2011)
176	Bob Kuechenberg (1970-84)
168	Zach Thomas (1996-2007)
162	Richmond Webb (1990-2000)
155	Tim Bowens (1994-04)
152	Bob Griese (1967-80)
152	Larry Little (1969-80)
144	Vern Den Herder (1971-82)
140	Tim Ruddy (1994-2003)

#### MOST CONSECUTIVE STARTS

130	Jason Taylor (15th in 1999 through 16th in 2007)
118	Richmond Webb (3rd in 1991 through 8th in 1998)
109	Jim Langer (1st in 1972 through 9th in 1979)
95	Dan Marino (6th in 1987 through 5th in 1993)
92	Tim Bowens (3rd in 1994 through 14th in 1999)
91	Norm Evans (3rd in 1969 through 9th in 1975)
87	Dick Anderson (12th in 1968 through 14th in 1974)
87	Vernon Carey (7th in 2005 through 12th in 2010)
86	Bob Baumhower (1st in 1977 through 8th in 1982)
84	Jake Scott (1st in 1970 through 14th in 1975)
81	Vern Den Herder (1st in 1972 through 11th in 1977)
81	Jeff Cross (16th in 1988 through 16th in 1993)
81	Keith Sims (11th in 1991 through 11th in 1996)
80	Randy McMichael (1st in 2002 through 16th in 2006)

#### MOST PRO BOWLS

9	Dan Marino (1983-87, 1991-92, 1994-95)
7	Richmond Webb (1990-96)
7	Zach Thomas (1999-2003, 2005-06)
6	Bob Griese (1970-71, 1973-74, 1977-78)
6	Jim Langer (1973-78)
6	Bob Kuechenberg (1974-75, 1977-78, 1982-83)
6	Jason Taylor (2000, 2002, 2004-07)
5	Larry Csonka (1970-74)
5	Paul Warfield (1970-74)
5	Jake Scott (1971-75)
5	Bob Baumhower (1979, 1981-84)
5	Dwight Stephenson (1983-87)
5	John Offerdahl (1986-90)
5	Mark Clayton (1984-86, 1988, 1991)
5	Cameron Wake (2010, 2012-14, 2016)

#### MOST CONSECUTIVE PRO BOWLS

7	Richmond Webb (1990-96)
6	Jim Langer (1973-78)
5	Larry Csonka (1970-74)
5	Paul Warfield (1970-74)
5	Jake Scott (1971-75)
5	Dan Marino (1983-87)
5	Dwight Stephenson (1983-87)
5	John Offerdahl (1986-90)
5	Zach Thomas (1999-2003)

#### MOST PRO BOWL STARTS

7	Dan Marino (1983-86, 1992, 1994-95)
5	Jim Langer (1973-77)
5	Jason Taylor (2000, 2002, 2004-06)
4	Dwight Stephenson (1983-86)
4	John Offerdahl (1986, 1988-90)
4	Richmond Webb (1992-95)
4	Cameron Wake (2010, 2012, 2014, 2016)
3	Larry Little (1972-74)
3	Jake Scott (1972-73, 1975)
3	Bob Baumhower (1979, 1981, 1983)
3	Sam Madison (1999-2001)
3	Zach Thomas (1999, 2002, 2006)
3	Jake Long (2009-11)
3	Xavien Howard (2018, 20-21)



## INDIVIDUAL RECORDS

### MOST CONSECUTIVE PRO BOWL STARTS

5	Jim Langer (1973-77)
4	Dwight Stephenson (1983-86)
4	Dan Marino (1983-86)
4	Richmond Webb (1992-95)
3	Larry Little (1972-74)
3	John Offerdahl (1988-90)
3	Sam Madison (1999-2001)
3	Jason Taylor (2004-06)
3	Jake Long (2009-11)

### SCORING

#### MOST POINTS

##### CAREER

1,048	Olindo Mare (1997-06), 313 XPs, 245 FGs
830	Garo Yepremian (1970-78), 335 XPs, 165 FGs
774	Pete Stoyanovich (1989-95), 246 XPs, 176 FGs
540	Uwe von Schamann (1979-84), 237 XPs, 101 FGs
535	Dan Carpenter (2008-12), 154 XPs, 127 FGs

##### SEASON

144	Olindo Mare (1999), 27 XPs, 39 FGs
<b>144</b>	<b>Jason Sanders (2020), 36 XPs, 36 FGs</b>
128	Caleb Sturgis (2014), 41 XPs, 29 FGs
124	Pete Stoyanovich (1992), 34 XPs, 30 FGs
121	Pete Stoyanovich (1991), 28 XPs, 31 FGs

##### GAME

24	Paul Warfield (12/15/73 vs. Detroit), 4 TDs
24	Mark Ingram (11/27/94 at N.Y. Jets), 4 TDs
24	Ronnie Brown (9/21/08 at New England), 4 TDs

### MOST POINTS BY A ROOKIE

##### SEASON

116	Fuad Reveiz (1985), 50 XPs, 22 FGs
111	Caleb Sturgis (2013), 33 XPs, 26 FGs
103	Dan Carpenter (2008), 40 XPs, 21 FGs

### MOST CONSECUTIVE GAMES SCORING POINTS

121	Garo Yepremian (8th in 1970 through 16th in 1978)
-----	---

### MOST TOUCHDOWNS

##### CAREER

82	Mark Clayton (1983-92), 81 pass, 1 ret.
75	Nat Moore (1974-86), 74 pass, 1 run
59	Mark Duper (1982-92), 59 pass
57	Larry Csonka (1968-74, 1979), 53 run, 4 pass
54	Ricky Williams (2002-03, 2005, 2007-10), 48 run, 6 pass

##### SEASON

18	Mark Clayton (1984), 18 pass
17	Ricky Williams (2002), 16 run, 1 pass
16	Karim Abdul-Jabbar (1997), 15 run, 1 pass
16	Lamar Smith (2000), 14 run, 2 pass
14	Mark Clayton (1988), 14 pass

##### GAME

4	Paul Warfield (12/15/73 vs. Detroit), 4 pass
4	Mark Ingram (11/27/94 at N.Y. Jets), 4 pass
4	Ronnie Brown (9/21/08 at New England), 4 run

### MOST TOUCHDOWNS BY A ROOKIE

##### SEASON

13	Ron Davenport (1985), 11 run, 2 pass
11	Karim Abdul-Jabbar (1996), 11 run
8	Andra Franklin (1981), 7 run, 1 pass
7	Larry Csonka (1968), 6 run, 1 pass
7	Troy Stradford (1987), 6 run, 1 pass
7	Chris Chambers (2001), 7 pass

##### GAME

3	Ronald Scott (10/11/87 vs. Kansas City), 3 run
3	Troy Stradford (12/7/87 vs. N.Y. Jets), 3 run
3	Sammie Smith (12/10/89 vs. New England), 3 run

### MOST CONSECUTIVE GAMES SCORING A TOUCHDOWN

6	Paul Warfield (4th through 9th in 1971)
6	Mark Clayton (13th through 16th in 1988 and 2nd through 3rd in 1989)
6	Ricky Williams (16th in 2002 and 1st through 5th in 2003)

### MOST FIELD GOALS

##### CAREER

245	Olindo Mare (1997-06), 303 att.
176	Pete Stoyanovich (1989-95), 222 att.
165	Garo Yepremian (1970-78), 242 att.
127	Dan Carpenter (2008-12), 155 att.
<b>118</b>	<b>Jason Sanders (2018-22), 142 att.</b>

##### SEASON

39	Olindo Mare (1999), 46 att.
<b>36</b>	<b>Jason Sanders (2020), 39 att.</b>
31	Pete Stoyanovich (1991), 37 att.
30	Pete Stoyanovich (1992), 37 att.
30	Dan Carpenter (2010), 41 att.

##### GAME

<b>7</b>	<b>Jason Sanders (12/8/19 at N.Y. Jets), 8 att.</b>
6	Olindo Mare (10/17/99 at New England), 6 att.
5	Garo Yepremian (9/26/71 at Buffalo), 6 att.
5	Olindo Mare (12/31/06 at Indianapolis), 5 att.
5	Dan Carpenter (10/24/10 vs. Pittsburgh), 5 att.
5	Dan Carpenter (10/31/10 at Cincinnati), 5 att.
<b>5</b>	<b>Jason Sanders (10/4/20 vs. Seattle), 5 att.</b>
<b>5</b>	<b>Jason Sanders (10/11/20 at San Francisco), 5 att.</b>

### MOST FIELD GOALS BY A ROOKIE

##### SEASON

26	Caleb Sturgis (2013), 34 att.
22	Fuad Reveiz (1985), 27 att.
21	Uwe von Schamann (1979), 29 att.
21	Dan Carpenter (2008), 25 att.

##### GAME

4	Dan Carpenter (11/2/08 at Denver), 4 att.
<b>4</b>	<b>Jason Sanders (11/11/18 at Green Bay), 4 att.</b>
3	16 times (last – <b>Jason Sanders, 10/25/18 at Houston</b> )

### MOST CONSECUTIVE GAMES SCORING A FIELD GOAL

20	Garo Yepremian (10th in 1970 through 1st in 1972)
20	Olindo Mare (7th in 1998 through 10th in 1999)



## INDIVIDUAL RECORDS

### MOST CONSECUTIVE FIELD GOALS

22	Jason Sanders (16th in 2019 through 9th in 2020)
19	Olindo Mare (3rd through 7th in 1999)
17	Dan Carpenter (2nd through 12th in 2009)
16	Garó Yepremian (8th through 16th in 1978)
16	Olindo Mare (7th through 16th in 2000)

### HIGHEST FIELD GOAL PERCENTAGE

CAREER (min: 50 att.)

83.1	Jason Sanders (2018-22), 118 of 142
81.9	Dan Carpenter (2008-12), 127 of 155
80.9	Olindo Mare (1997-06), 245 of 303
79.3	Pete Stoyanovich (1989-95), 176 of 222
77.5	Caleb Sturgis (2013-14), 55 of 71

SEASON (min: 15 att.)

92.3	Jason Sanders (2020), 36 of 39
91.3	Jay Feely (2007), 21 of 23
91.3	Cody Parkey (2017), 21 of 23
90.5	Olindo Mare (2001), 19 of 21
90.3	Olindo Mare (2000), 28 of 31

### LONGEST FIELD GOALS

60	Dan Carpenter (12/5/10 vs. Cleveland)
59	Pete Stoyanovich (11/12/89 at N.Y. Jets)
*58	Pete Stoyanovich (1/5/91 vs. Kansas City)
58	Dan Carpenter (1/1/12 vs. N.Y. Jets)
56	Jason Sanders (11/8/20 at Arizona)

### LONGEST FIELD GOALS BY A ROOKIE

59	Pete Stoyanovich (11/12/89 at N.Y. Jets)
54	Caleb Sturgis (9/15/13 at Indianapolis)
53	Uwe von Schamann (10/21/79 at New England)
53	Andrew Franks (10/25/15 vs. Houston)
52	Caleb Sturgis (10/27/13 at New England)

### MOST POINTS AFTER TOUCHDOWN

#### CAREER

335	Garó Yepremian (1970-78), 351 att.
313	Olindo Mare (1997-06), 318 att.
246	Pete Stoyanovich (1989-95), 250 att.

#### SEASON

66	Uwe von Schamann (1984), 70 att.
52	Fuad Revez (1986), 55 att.
50	Fuad Revez (1985), 52 att.

#### GAME

7	Garó Yepremian (11/12/72 vs. New England), 7 att.
7	Garó Yepremian (11/24/77 at St. Louis), 8 att.
7	Pete Stoyanovich (9/3/95 vs. N.Y. Jets), 7 att.
7	Olindo Mare (9/8/02 vs. Detroit), 7 att.

### MOST POINTS AFTER TOUCHDOWN BY A ROOKIE

#### SEASON

50	Fuad Revez (1985), 52 att.
40	Dan Carpenter (2008), 40 att.
38	Pete Stoyanovich (1989), 39 att.

### MOST CONSECUTIVE POINTS AFTER TOUCHDOWN

110	Garó Yepremian (7th in 1972 to 2nd in 1975)
110	Pete Stoyanovich (16th in 1992 to 16th in 1995)

### HIGHEST POINT AFTER TOUCHDOWN PCT.

CAREER (min: 150 att.)

99.4	Dan Carpenter (2008-12), 154 of 155
98.43	Olindo Mare (1997-06), 313 of 318
98.40	Pete Stoyanovich (1989-95), 246 of 250
96.6	Jason Sanders (2018-22), 168 of 174
95.3	Fuad Revez (1985-88), 161 of 169

### MOST TWO-POINT CONVERSIONS

#### CAREER

2	Irving Fryar (1993-95), 2 pass
2	Marty Booker (2004-07), 2 pass
2	Jarvis Landry (2014-16), 2 pass
2	Preston Williams (2019-21), 2 pass

#### SEASON

2	Irving Fryar (1994), 2 pass
2	Marty Booker (2006), 2 pass
2	Preston Williams (2020), 2 pass

## RUSHING

### MOST RUSHING YARDS

#### CAREER

6,737	Larry Csonka (1968-74, 1979), 1,506 att.
6,436	Ricky Williams (2002-03, 2005, 2007-10), 1,509 att.
4,815	Ronnie Brown (2005-10), 1,128 att.
3,877	Mercury Morris (1969-75), 754 att.
3,644	Jim Kiick (1968-74), 997 att.

#### SEASON

1,853	Ricky Williams (2002), 4.8 per carry
1,372	Ricky Williams (2003), 3.5 per carry
1,272	Jay Ajayi (2016), 4.9 per carry
1,258	Delvin Williams (1978), 4.6 per carry
1,139	Lamar Smith (2000), 3.7 per carry
1,121	Ricky Williams (2009), 4.7 per carry
1,117	Larry Csonka (1972), 5.2 per carry
1,116	Karim Abdul-Jabbar (1996), 3.6 per carry
1,099	Lamar Miller (2014), 5.1 per carry
1,086	Reggie Bush (2011), 5.0 per carry
1,051	Larry Csonka (1971), 5.4 per carry
1,008	Ronnie Brown (2006), 4.2 per carry
1,003	Larry Csonka (1973), 4.6 per carry
1,000	Mercury Morris (1972), 5.3 per carry

#### GAME

228	Ricky Williams (12/1/02 at Buffalo), 27 att.
216	Ricky Williams (12/9/02 vs. Chicago), 31 att.
214	Jay Ajayi (10/23/16 vs. Buffalo), 28 att.
*209	Lamar Smith (12/30/00 vs. Indianapolis), 40 att.
206	Jay Ajayi (12/24/16 at Buffalo), 32 att.
204	Jay Ajayi (10/16/16 vs. Pittsburgh), 25 att.
203	Reggie Bush (12/18/11 at Buffalo), 25 att.

### MOST RUSHING YARDS BY A ROOKIE

#### SEASON

1,116	Karim Abdul-Jabbar (1996), 3.6 per carry
907	Ronnie Brown (2005), 4.4 per carry
711	Andra Franklin (1981), 3.5 per carry
659	Sammie Smith (1989), 3.3 per carry
621	Jim Kiick (1968), 3.8 per carry





## INDIVIDUAL RECORDS

### GAME

169	Troy Stradford (11/22/87 at Dallas), 17 att.
152	Karim Abdul-Jabbar (12/22/96 at N.Y. Jets), 30 att.
140	Leroy Harris (12/5/77 vs. Baltimore), 17 att.
132	Ronnie Brown (9/25/05 vs. Carolina), 23 att.
124	Karim Abdul-Jabbar (9/15/96 vs. N.Y. Jets), 23 att.

### MOST RUSHING ATTEMPTS

#### CAREER

1,509	Ricky Williams (2002-03, 2005, 2007-10)
1,506	Larry Csonka (1968-74, 1979)
1,128	Ronnie Brown (2005-10)
997	Jim Kiick (1968-74)
888	Karim Abdul-Jabbar (1996-99)

#### SEASON

392	Ricky Williams (2003)
383	Ricky Williams (2002)
313	Lamar Smith (2001)
309	Lamar Smith (2000)
307	Karim Abdul-Jabbar (1996)

### GAME

42	Ricky Williams (9/21/03 vs. Buffalo), 153 yards
*40	Lamar Smith (12/30/00 vs. Indianapolis), 209 yards
36	Ricky Williams (10/6/02 vs. New England), 105 yards
36	Ricky Williams (11/16/03 vs. Baltimore), 105 yards
34	Ricky Williams (9/14/03 at N.Y. Jets), 125 yards
**33	Larry Csonka (1/13/74 vs. Minnesota), 145 yards
33	Karim Abdul-Jabbar (9/20/98 vs. Pittsburgh), 108 yards

### MOST RUSHING ATTEMPTS BY A ROOKIE

#### SEASON

307	Karim Abdul-Jabbar (1996)
207	Ronnie Brown (2005)
201	Andra Franklin (1981)
200	Sammie Smith (1989)
165	Jim Kiick (1968)
165	Daniel Thomas (2011)

### GAME

31	J.J. Johnson (11/21/99 vs. New England), 106 yards
30	Troy Stradford (12/7/87 vs. N.Y. Jets), 120 yards
30	Karim Abdul-Jabbar (12/22/96 at N.Y. Jets), 152 yards
29	Karim Abdul-Jabbar (11/3/96 at New England), 104 yards
27	Karim Abdul-Jabbar (12/16/96 vs. Buffalo), 76 yards

### MOST RUSHING TOUCHDOWNS

#### CAREER

53	Larry Csonka (1968-74, 1979)
48	Ricky Williams (2002-03, 2005, 2007-10)
36	Ronnie Brown (2005-10)
33	Karim Abdul-Jabbar (1996-99)
29	Mercury Morris (1969-75)

#### SEASON

16	Ricky Williams (2002)
15	Karim Abdul-Jabbar (1997)
14	Lamar Smith (2000)
12	Mercury Morris (1972)
12	Don Nottingham (1975)
12	Larry Csonka (1979)

### GAME

4	Ronnie Brown (9/21/08 at New England), 215,5,62
3	Jim Kiick (12/20/70 vs. Buffalo), 4,2,2
3	Mercury Morris (11/12/72 vs. New England), 4,4,6
3	Mercury Morris (9/30/73 vs. New England), 24,70,35
*3	Larry Csonka (12/30/73 vs. Oakland), 11,2,2
3	Don Nottingham (11/3/74 vs. Atlanta), 1,2,1
3	Don Nottingham (10/5/75 at Green Bay), 11,1,11
3	Don Nottingham (10/26/75 at Buffalo), 1,1,1
3	Larry Csonka (9/23/79 vs. Chicago), 12,9,1
3	Larry Csonka (11/29/79 vs. New England), 1,1,1
3	Ronald Scott (10/11/87 vs. Kansas City), 2,4,3
3	Troy Stradford (12/7/87 vs. N.Y. Jets), 1,1,1
3	Sammie Smith (12/10/89 vs. New England), 1,7,2
3	Bernie Parmalee (12/25/94 vs. Detroit), 1,1,6
3	Karim Abdul-Jabbar (10/19/97 at Baltimore), 5,5,6
3	Karim Abdul-Jabbar (11/23/97 at New England), 1,1,1
3	Ricky Williams (10/25/09 vs. New Orleans), 4,68,4

### MOST RUSHING TOUCHDOWNS BY A ROOKIE

#### SEASON

11	Ron Davenport (1985)
11	Karim Abdul-Jabbar (1996)
7	Andra Franklin (1981)
6	Larry Csonka (1968)
6	Troy Stradford (1987)
6	Sammie Smith (1989)

### GAME

3	Ronald Scott (10/11/87 vs. Kansas City)
3	Troy Stradford (12/7/87 vs. N.Y. Jets)
3	Sammie Smith (12/10/89 vs. New England)

### MOST CONSECUTIVE GAMES WITH A RUSHING TD

5	Mercury Morris (6th through 10th in 1972)
5	Don Nottingham (2nd through 6th in 1975)
5	Pete Johnson (8th through 12th in 1984)
5	Karim Abdul-Jabbar (10th through 14th in 1997)

### HIGHEST RUSHING AVERAGE

#### CAREER (min: 300 att.)

5.1	Mercury Morris (1969-75), 754 att.
4.8	Tony Nathan (1979-87), 732 att.
4.7	Reggie Bush (2011-12), 443 att.
4.60	Kenyan Drake (2016-19), 333 att.
4.59	Lamar Miller (2012-15), 638 att.

#### SEASON (min: 100 att.)

6.4	Mercury Morris (1973), 149/954 yards
5.4	Larry Csonka (1971), 195/1,051 yards
5.3	Mercury Morris (1972), 190/1,000 yards
5.3	Tony Nathan (1981), 147/782 yards
5.2	Larry Csonka (1972), 213/1,117 yards

#### GAME (min: 10 att.)

13.1	Mercury Morris (9/30/73 vs. New England) 15/197
12.6	Abner Haynes (9/17/67 vs. Denver), 12/151
12.6	Delvin Williams (11/9/80 at Los Angeles), 12/151

### MOST 100-YARD RUSHING GAMES

#### CAREER

24	Ricky Williams (2002-03, 2005, 2007-10)
15	Larry Csonka (1968-74, 1979)



## INDIVIDUAL RECORDS

15	Ronnie Brown (2005-10)
10	Mercury Morris (1969-75)
9	Karim Abdul-Jabbar (1996-99)

### SEASON

10	Ricky Williams (2002)
7	Ricky Williams (2003)
5	Delvin Williams (1978)
5	Reggie Bush (2011)
4	Larry Csonka (1972)
4	Karim Abdul-Jabbar (1996)
4	Lamar Smith (2000)
4	Ronnie Brown (2006)
4	Ronnie Brown (2007)
4	Ricky Williams (2009)
4	Jay Ajayi (2016)

### MOST 100-YARD RUSHING GAMES BY A ROOKIE

4	Karim Abdul-Jabbar (1996)
3	Benny Malone (1974)
3	Troy Stradford (1987)
2	Jim Kiick (1968)
2	Leroy Harris (1977)
2	Ronnie Brown (2005)

### MOST CONSECUTIVE 100-YARD RUSHING GAMES

5	Ricky Williams (10th through 14th in 2002)
4	Ronnie Brown (3rd through 6th in 2007)
4	Reggie Bush (12th through 15th in 2011)
3	Ricky Williams (1st through 3rd in 2002)
3	Ricky Williams (10th through 12th in 2003)
3	Ricky Williams (9th through 11th in 2009)
3	Jay Ajayi (6th through 8th in 2016)
2	Larry Csonka (11th through 12th in 1970)
2	Benny Malone (7th through 8th in 1974)
2	Don Nottingham (2nd through 3rd in 1975)
2	Mercury Morris (5th through 6th in 1975)
2	Benny Malone (7th through 8th in 1976)
2	Benny Malone (4th through 5th in 1977)
2	Andra Franklin (5th through 6th in 1982)
2	Mark Higgs (1st through 2nd in 1991)
2	Bernie Parmalee (7th through 8th in 1994)
2	Ricky Williams (2nd through 3rd in 2003)
2	Ricky Williams (14th through 15th in 2003)
2	Ricky Williams (15th through 16th in 2005)
2	Ronnie Brown (15th through 16th in 2006)
2	Ronnie Brown (3rd through 4th in 2008)
2	Lamar Miller (5th through 6th in 2015)
2	Kenyan Drake (12th through 13th in 2017)

### LONGEST RUNS FROM SCRIMMAGE

97t	Lamar Miller (12/28/14 vs. N.Y. Jets)
85t	Lamar Miller (10/25/15 vs. Houston)
77t	Leroy Harris (12/5/77 vs. Baltimore)
77t	Keith Byars (11/25/93 at Dallas)
76t	Reggie Bush (12/18/11 at Buffalo)
75t	Kalen Ballage (12/16/18 at Minnesota)
71t	Jerris McPhail (10/27/97 vs. Chicago)
70t	Mercury Morris (9/30/73 vs. New England)
70	Mercury Morris (10/15/73 at Cleveland)
69	Damien Williams (11/19/17 vs. Tampa Bay)
68t	Lamar Smith (10/23/00 at N.Y. Jets)
68t	James McKnight (10/5/03 at N.Y. Giants)
68t	Ricky Williams (10/25/09 vs. New Orleans)

66t	Benny Malone (10/9/77 at Baltimore)
66t	Kenyan Drake (11/13/17 at Carolina)
65t	Abner Haynes (9/17/67 vs. Denver)
65t	Gary Davis (9/17/78 vs. Buffalo)
65t	Ronnie Brown (10/21/05 vs. Kansas City)
65	Delvin Williams (11/9/80 at Los Angeles)
65t	Reggie Bush (9/16/12 vs. Oakland)
64	Ron Davenport (12/18/88 at Pittsburgh)
63	Norm Bulaich (9/10/78 at Baltimore)
63t	Ricky Williams (12/9/02 vs. Chicago)
62t	Ronnie Brown (9/21/08 at New England)
62t	Jay Ajayi (10/16/16 vs. Pittsburgh)
61	Chris Chambers (9/11/05 vs. Denver)
60t	Gary Davis (12/17/77 vs. Buffalo)
60	Ronnie Brown (9/30/07 vs. Oakland)

## PASSING

### MOST PASSING YARDS

#### CAREER

61,361	Dan Marino (1983-99)
25,092	Bob Griese (1967-80)
20,434	Ryan Tannehill (2012-18)
11,040	Jay Fiedler (2000-04)
<b>7,471</b>	<b>Tua Tagovailoa (2020-22)</b>

#### SEASON

5,084	Dan Marino (1984)
4,746	Dan Marino (1986)
4,453	Dan Marino (1994)
4,434	Dan Marino (1988)
4,208	Ryan Tannehill (2015)

#### GAME

521	Dan Marino (10/23/88 vs. N.Y. Jets), 35 of 60
473	Dan Marino (9/4/94 vs. New England), 23 of 42
470	Dan Marino (12/2/84 vs. L.A. Raiders), 35 of 57
<b>469</b>	<b>Tua Tagovailoa (9/18/22 at Baltimore), 36 of 50</b>
450	Dan Marino (10/1/95 at Cincinnati), 33 of 48

### MOST PASSING YARDS BY A ROOKIE

#### SEASON

3,294	Ryan Tannehill (2012)
2,210	Dan Marino (1983)
2,005	Bob Griese (1967)

#### GAME

431	Ryan Tannehill (9/30/12 at Arizona), 26 of 41
<b>361</b>	<b>Tua Tagovailoa (1/3/21 at Buffalo), 35 of 58</b>
322	Dan Marino (10/9/83 vs. Buffalo), 19 of 29

### MOST PASS ATTEMPTS

#### CAREER

8,358	Dan Marino (1983-99)
3,429	Bob Griese (1967-80)
2,911	Ryan Tannehill (2012-18)
1,603	Jay Fiedler (2000-04)
1,065	Chad Henne (2008-11)

#### SEASON

623	Dan Marino (1986), 378 completions
615	Dan Marino (1994), 385 completions
606	Dan Marino (1988), 354 completions
590	Ryan Tannehill (2014), 392 completions
588	Ryan Tannehill (2013), 355 completions



## INDIVIDUAL RECORDS

### GAME

*64	Dan Marino (12/30/95 at Buffalo), 33 completions
62	Joey Harrington (10/22/06 vs. Green Bay), 33 completions
60	Dan Marino (10/23/88 vs. N.Y. Jets), 35 completions
60	Dan Marino (11/23/97 at New England), 38 completions
58	Ryan Tannehill (11/29/15 at N.Y. Jets), 33 completions
58	<b>Tua Tagovailoa (1/3/21 at Buffalo), 35 completions</b>

### MOST PASS ATTEMPTS BY A ROOKIE

#### SEASON

484	Ryan Tannehill (2012), 282 completions
331	Bob Griese (1967), 166 completions
327	David Woodley (1980), 176 completions

### GAME

58	<b>Tua Tagovailoa (1/3/21 at Buffalo), 35 completions</b>
48	<b>Tua Tagovailoa (12/13/20 vs. Kansas City), 28 completions</b>
42	David Woodley (10/27/80 at N.Y. Jets), 22 completions

### MOST PASS COMPLETIONS

#### CAREER

4,967	Dan Marino (1983-99)
1,926	Bob Griese (1967-80)
1,829	Ryan Tannehill (2012-18)
936	Jay Fiedler (2000-04)
675	<b>Tua Tagovailoa (2020-22)</b>

#### SEASON

392	Ryan Tannehill (2014), 590 att.
385	Dan Marino (1994), 615 att.
378	Dan Marino (1986), 623 att.
363	Ryan Tannehill (2015), 586 att.
362	Dan Marino (1984), 564 att.

### GAME

39	Dan Marino (11/16/86 at Buffalo), 54 att.
38	Dan Marino (11/23/97 at New England), 60 att.
36	<b>Tua Tagovailoa (9/18/22 at Baltimore), 50 att.</b>
35	Dan Marino (12/2/84 vs. L.A. Raiders), 57 att.
35	Dan Marino (10/23/88 vs. N.Y. Jets), 60 att.
35	Dan Marino (12/3/95 vs. Atlanta), 50 att.
35	Chad Henne (12/27/09 vs. Houston), 55 att.
35	Ryan Tannehill (12/21/14 vs. Minnesota), 47 att.
35	<b>Tua Tagovailoa (1/3/21 at Buffalo), 58 att.</b>

### MOST PASS COMPLETIONS BY A ROOKIE

#### SEASON

282	Ryan Tannehill (2012), 484 att.
186	<b>Tua Tagovailoa (2020), 290 att.</b>
176	David Woodley (1980), 327 att.

### GAME

35	<b>Tua Tagovailoa (1/3/21 at Buffalo), 58 att.</b>
28	<b>Tua Tagovailoa (12/13/20 vs. Kansas City), 48 att.</b>
26	Ryan Tannehill (9/30/12 at Arizona), 41 att.
26	<b>Tua Tagovailoa (12/6/20 vs. Cincinnati), 39 att.</b>

### MOST CONSECUTIVE PASS COMPLETIONS

25	Ryan Tannehill (10/18/15 at Tennessee through 10/25/15 vs. Houston)
21	Ryan Fitzpatrick (9/20/20 vs. Buffalo through 9/24/20 at Jacksonville)

19	Jay Cutler (10/22/17 vs. N.Y. Jets through 11/5/17 vs. Oakland)
17	Chad Pennington (12/7/08 at Buffalo through 12/14/08 vs. San Francisco)
17	Chad Henne (12/13/09 at Jacksonville)
17	<b>Tua Tagovailoa (11/21/21 at N.Y. Jets through 11/28/21 vs. Carolina)</b>

### MOST TOUCHDOWN PASSES

#### CAREER

420	Dan Marino (1983-99)
192	Bob Griese (1967-80)
123	Ryan Tannehill (2012-18)
66	Jay Fiedler (2000-04)
49	<b>Tua Tagovailoa (2020-22)</b>

#### SEASON

48	Dan Marino (1984) of 362 completions
44	Dan Marino (1986) of 378 completions
30	Dan Marino (1985) of 336 completions
30	Dan Marino (1994) of 385 completions
28	Dan Marino (1988) of 354 completions

### GAME

6	Bob Griese (11/24/77 at St. Louis)
6	Dan Marino (9/21/86 at N.Y. Jets)
6	<b>Tua Tagovailoa (9/18/22 at Baltimore)</b>
5	Dan Marino (9/2/84 at Washington)
5	Dan Marino (12/8/85 at Green Bay)
5	Dan Marino (12/14/86 at L.A. Rams)
5	Dan Marino (11/27/88 at N.Y. Jets)
5	Dan Marino (9/4/94 vs. New England)
4	24 times (last – <b>Tua Tagovailoa, 10/24/21 vs. Atlanta</b> )

### MOST TOUCHDOWN PASSES BY A ROOKIE

#### SEASON

20	Dan Marino (1983) of 173 completions
15	Bob Griese (1967) of 166 completions
14	David Woodley (1980) of 176 completions

### GAME

4	John Stofa (12/18/66 vs. Houston)
3	Bob Griese (12/17/67 vs. New England)
3	David Woodley (11/9/80 at L.A. Rams)
3	David Woodley (12/14/80 at Baltimore)
3	Dan Marino (10/9/83 vs. Buffalo)
3	Dan Marino (10/16/83 at N.Y. Jets)
3	Dan Marino (11/28/83 vs. Cincinnati)

### MOST CONSECUTIVE GAMES WITH A TD PASS

30	Dan Marino (10th in 1985 through 2nd in 1987 and 6th through 10th in 1987)
----	--

### MOST PASSES HAD INTERCEPTED

#### CAREER

252	Dan Marino (1983-99)
172	Bob Griese (1967-80)
75	Ryan Tannehill (2012-18)
63	Jay Fiedler (2000-04)
42	David Woodley (1980-83)

#### SEASON

23	Dan Marino (1986), 623 att.
23	Dan Marino (1988), 606 att.



## INDIVIDUAL RECORDS

22	Dan Marino (1989), 550 att.
21	Dan Marino (1985), 567 att.
19	Jay Fiedler (2001), 450 att.
19	Chad Henne (2010), 490 att.

### GAME

5	Bob Griese (12/23/67 vs. Houston), 41 att.
5	Rick Norton (11/23/69 vs. Houston), 26 att.
5	David Woodley (10/25/81 at Dallas), 37 att.
5	Kyle Mackey (10/18/87 at N.Y. Jets), 55 att.
5	Dan Marino (10/23/88 vs. N.Y. Jets), 60 att.
5	Dan Marino (11/25/99 at Dallas), 36 att.
5	A.J. Feeley (12/5/04 vs. Buffalo), 51 att.

### MOST PASSES HAD INTERCEPTED AS A ROOKIE SEASON

18	Bob Griese (1967), 331 att.
17	David Woodley (1980), 327 att.
13	Ryan Tannehill (2012), 484 att.

### GAME

5	Bob Griese (12/23/67 vs. Houston), 41 att.
3	Rick Norton (9/18/66 at Buffalo), 10 att.
3	Bob Griese (11/26/67 vs. Buffalo), 33 att.
3	David Woodley (9/28/80 vs. New Orleans), 15 att.
3	John Beck (12/2/07 vs. N.Y. Jets), 39 att.
3	Ryan Tannehill (9/9/12 at Houston), 36 att.
3	Ryan Tannehill (11/11/12 vs. Tennessee), 39 att.
3	<b>Tua Tagovailoa (1/3/21 at Buffalo), 58 att.</b>

### MOST CONSECUTIVE GAMES STARTED WITH NO PASSES INTERCEPTED

5	Jay Fiedler (8th through 11th, 13th in 2000 – missed 12th in 2000)
5	<b>Tua Tagovailoa (7th through 10th, 12th in 2020 – missed 11th in 2020)</b>
5	<b>Tua Tagovailoa (7th through 11th in 2022)</b>
4	Bob Griese (5th through 8th in 1971)
4	Dan Marino (4th through 7th in 1997)
4	Ray Lucas (9th through 12th in 2002)
4	Ryan Tannehill (5th through 8th in 2012)
4	Ryan Tannehill (12th through 15th in 2012)
4	Ryan Tannehill (6th through 9th in 2016)

### MOST CONSECUTIVE PASSES WITH NONE INTERCEPTED

193	<b>Tua Tagovailoa (4th, 7th through 12th in 2022 – missed 5th and 6th in 2022)</b>
160	Ryan Tannehill (15th in 2014 through 3rd in 2015)
156	Dan Marino (3rd through 8th in 1997)
152	<b>Tua Tagovailoa (5th through 13th in 2020)</b>
140	Bob Griese (11th through 16th in 2012)

### LOWEST INTERCEPTION RATE

#### CAREER (min: 250 att.)

1.63	Chad Pennington (2008-10), 9 of 552 att.
1.86	Cleo Lemon (2005-07), 7 of 377 att.
1.96	<b>Tua Tagovailoa (2020-22), 20 of 1,023 att.</b>
2.58	Ryan Tannehill (2012-18), 75 of 2,911 att.
2.63	Gus Frerotte (2005), 13 of 494 att.

#### SEASON (min: 150 att.)

1.45	<b>Tua Tagovailoa (2022), 5 of 345 att.</b>
1.47	Chad Pennington (2008), 7 of 476 att.
1.72	<b>Tua Tagovailoa (2020), 5 of 290 att.</b>

1.85	Damon Huard (1999), 4 of 216 att.
1.94	Cleo Lemon (2007), 6 of 309 att.

### HIGHEST COMPLETION PERCENTAGE

#### CAREER (min: 150 comp.)

67.6	Chad Pennington (2008-10), 373 of 552 att.
66.0	<b>Tua Tagovailoa (2020-22), 675 of 1,023 att.</b>
64.2	Ryan Fitzpatrick (2019-20), 494 of 769 att.
62.8	Ryan Tannehill (2012-18), 1,829 of 2,911 att.
62.0	Jay Cutler (2017), 266 of 429 att.

#### SEASON (min: 75 comp.)

68.5	Ryan Fitzpatrick (2020), 183 of 267 att.
67.8	<b>Tua Tagovailoa (2021), 263 of 388 att.</b>
67.4	Chad Pennington (2008), 321 of 476 att.
67.1	Ryan Tannehill (2016), 261 of 389 att.
66.4	Ryan Tannehill (2014), 392 of 590 att.

#### GAME (min: 12 comp.)

94.7	Ryan Tannehill (10/25/15 vs. Houston), 18 of 19 att.
92.3	Bob Griese (12/18/78 vs. New England), 12 of 13 att.
90.0	Ryan Fitzpatrick (9/24/20 at Jacksonville), 18 of 20
87.1	<b>Tua Tagovailoa (11/28/21 vs. Carolina) 27 of 31</b>
85.0	Chad Pennington (9/21/08 at New England), 17 of 20 att.

### HIGHEST COMPLETION PERCENTAGE BY A ROOKIE

#### SEASON (min: 75 comp.)

64.1	<b>Tua Tagovailoa (2020), 186 of 290 att.</b>
58.4	Dan Marino (1983), 173 of 296 att.
58.3	Ryan Tannehill (2012), 282 of 484 att.
53.8	David Woodley (1980), 176 of 327 att.

#### GAME (min: 12 comp.)

81.0	Bob Griese (10/22/67 vs. N.Y. Jets), 17 of 21 att.
78.6	Ryan Tannehill (12/6/12 vs. Jacksonville), 22 of 28 att.
77.3	<b>Tua Tagovailoa (12/26/20 at Las Vegas), 17 of 22 att.</b>

### HIGHEST PASSER RATING

#### CAREER (min: 250 att.)

95.3	<b>Tua Tagovailoa (2020-22)</b>
94.5	Chad Pennington (2008-10)
89.0	Ryan Fitzpatrick (2019-20)
87.0	Ryan Tannehill (2012-18)
86.4	Dan Marino (1983-99)

#### SEASON (min: 150 att.)

108.9	Dan Marino (1984)
108.2	<b>Tua Tagovailoa (2022)</b>
97.4	Chad Pennington (2008)
96.0	Dan Marino (1983)
95.9	Dan Marino (1993)

### HIGHEST PASSER RATING BY A ROOKIE

#### SEASON (min: 150 att.)

96.0	Dan Marino (1983)
87.1	<b>Tua Tagovailoa (2020)</b>
76.1	Ryan Tannehill (2012)

### HIGHEST PASS YARDS PER ATTEMPT

#### CAREER (min: 250 att.)

8.22	Earl Morrall (1972-76), 284/2,335 yards
7.40	Chad Pennington (2008-10), 552/4,085 yards
7.34	Dan Marino (1983-99), 8,358/61,361 yards



## INDIVIDUAL RECORDS

7.32	Bob Griese (1967-80), 3,429/25,092 yards
7.31	Ryan Fitzpatrick (2019-20), 769/5,620 yards

### SEASON (min: 150 att.)

9.07	Earl Morrall (1972), 150/1,360
9.01	Dan Marino (1984), 564/5,084
8.86	Bob Griese (1975), 191/1,693
<b>8.71</b>	<b>Tua Tagovailoa (2022), 345/3,004</b>
8.24	Bob Griese (1970), 245/2,019

### GAME (min: 20 att.)

*13.16	Dan Marino (1/6/85 vs. Pittsburgh), 32/421
12.57	Ryan Tannehill (9/23/18 vs. Oakland), 23/289
12.52	Earl Morrall (12/15/74 vs. New England), 23/288
12.50	Ryan Fitzpatrick (10/11/20 at San Francisco), 28/350
11.95	Jay Fiedler (11/27/03 at Dallas), 20/239

### MOST 300-YARD PASSING GAMES

#### CAREER

63	Dan Marino (1983-99)
16	Ryan Tannehill (2012-18)
7	Chad Henne (2008-11)
7	Ryan Fitzpatrick (2019-20)
<b>6</b>	<b>Tua Tagovailoa (2020-22)</b>
3	Bob Griese (1967-80)
3	Jay Fiedler (2000-04)
2	David Woodley (1980-83)
2	Steve DeBerg (1993)
2	Chad Pennington (2008-10)
1	John Stofa (1966-67, 1969-70)
1	Don Strock (1974-87)
1	Scott Mitchell (1990-93)
1	Bernie Kosar (1994-96)
1	A.J. Feeley (2004)
1	Gus Frerotte (2005)
1	Joey Harrington (2006)
1	Trent Green (2007)
1	Cleo Lemon (2007)
1	Jay Cutler (2017)
1	Brock Osweiler (2018)
<b>1</b>	<b>Teddy Bridgewater (2022)</b>

#### SEASON

9	Dan Marino (1984)
6	Dan Marino (1985)
6	Dan Marino (1986)
6	Dan Marino (1988)
6	Ryan Tannehill (2015)

### MOST CONSECUTIVE 300-YARD PASSING GAMES

3	Dan Marino (14th through 16th in 1984)
3	Dan Marino (13th through 15th in 1988)
3	Dan Marino (11th through 13th in 1994)
3	Dan Marino (14th through 16th in 1998)

### LONGEST PASS PLAYS

86t	Bob Griese to Paul Warfield (11/14/71 vs. Pittsburgh)
85t	Dan Marino to Mark Duper (11/20/83 vs. Baltimore)
85t	Dan Marino to Mark Duper (11/2/86 vs. Houston)
80t	George Wilson, Jr. to Bo Roberson (10/23/66 at Houston)
80t	Dan Marino to Mark Duper (9/23/84 vs. Indianapolis)
80t	Dan Marino to Ferrell Edmunds (11/27/88 at N.Y. Jets)
80t	Dan Marino to Tony Martin (10/4/93 vs. Washington)
80t	Brian Griese to James McKnight (11/23/03 vs. Washington)
80t	Chad Pennington to Patrick Cobbs (10/12/08 at Houston)
80t	Ryan Tannehill to Brian Hartline (9/30/12 at Arizona)

79t	Bob Griese to Nat Moore (11/2/75 at Chicago)
78t	Dan Marino to Mark Clayton (11/12/89 at N.Y. Jets)
77t	Scott Mitchell to Mark Ingram (10/31/93 vs. Kansas City)
77t	Ray Lucas to James McKnight (11/24/02 vs. San Diego)
77t	Sage Rosenfels to Chris Chambers (10/21/05 vs. Kansas City)
77t	Sage Rosenfels to Chris Chambers (1/2/05 at Baltimore)
**76t	David Woodley to Jimmy Cefalo (1/30/83 vs. Washington)
*75t	Bob Griese to Paul Warfield (1/2/72 vs. Baltimore)
75t	Ryan Tannehill to Kenny Stills (9/9/18 vs. Tennessee)
75t	Brock Osweiler to Albert Wilson (10/14/18 vs. Chicago)
<b>75t</b>	<b>Tua Tagovailoa to Trent Sherfield (12/4/22 at San Francisco)</b>

## RECEIVING

### MOST RECEPTIONS

#### CAREER

550	Mark Clayton (1983-92)
511	Mark Duper (1982-92)
510	Nat Moore (1974-86)
415	O.J. McDuffie (1993-00)
405	Chris Chambers (2001-07)

#### SEASON

112	Jarvis Landry (2017), 987 yards
110	Jarvis Landry (2015), 1,157 yards
<b>104</b>	<b>Jaylen Waddle (2021), 1,015 yards</b>
<b>100</b>	<b>Tyreek Hill (2022), 1,460 yards</b>
94	Jarvis Landry (2016), 1,136 yards

#### GAME

15	Chris Chambers (12/4/05 vs. Buffalo), 238 yards
13	Jarvis Landry (11/29/15 at N.Y. Jets), 165 yards
13	Jarvis Landry (9/17/17 at L.A. Chargers), 78 yards
12	Jim Jensen (11/6/88 at New England), 110 yards
12	Brian Hartline (9/30/12 at Arizona), 253 yards
<b>12</b>	<b>Jaylen Waddle (9/26/21 at Las Vegas), 58 yards</b>
<b>12</b>	<b>Tyreek Hill (10/16/22 vs. Minnesota), 177 yards</b>
<b>12</b>	<b>Tyreek Hill (10/30/22 at Detroit), 188 yards</b>
*11	O.J. McDuffie (12/30/95 at Buffalo), 154 yards
11	O.J. McDuffie (12/13/98 vs. N.Y. Jets), 105 yards
11	Greg Camarillo (11/2/08 at Denver), 111 yards
11	Ted Ginn, Jr. (9/21/09 vs. Indianapolis), 108 yards
11	Brandon Marshall (12/19/10 vs. Buffalo), 106 yards
11	Rishard Matthews (11/11/13 at Tampa Bay), 120 yards
11	Jarvis Landry (12/14/15 vs. N.Y. Giants), 99 yards
11	Jarvis Landry (12/4/16 at Baltimore), 87 yards
*11	Jarvis Landry (1/8/17 at Pittsburgh), 102 yards
<b>11</b>	<b>Tyreek Hill (9/18/22 at Baltimore), 190 yards</b>
<b>11</b>	<b>Jaylen Waddle (9/18/22 at Baltimore), 171 yards</b>
10	Duriel Harris (10/28/79 vs. Green Bay), 180 yards
*10	Tony Nathan (1/20/85 vs. San Francisco), 83 yards
10	Tony Nathan (9/29/85 at Denver), 120 yards
10	Tony Nathan (12/8/85 at Green Bay), 86 yards
*10	Tony Nathan (1/4/86 vs. Cleveland), 101 yards
10	Tony Nathan (9/28/86 vs. San Francisco), 101 yards
10	Ron Davenport (12/7/87 vs. N.Y. Jets), 72 yards
10	Mark Clayton (10/23/88 vs. N.Y. Jets), 153 yards
10	Keith Byars (9/25/94 at Minnesota), 79 yards
10	Tony Martin (10/10/99 at Indianapolis), 166 yards
10	Rob Konrad (1/2/00 at Washington), 68 yards
10	Davone Bess (12/6/09 vs. New England), 117 yards
10	Brandon Marshall (9/26/10 vs. N.Y. Jets), 166 yards
10	Brandon Marshall (10/17/10 at Green Bay), 127 yards



## INDIVIDUAL RECORDS

10	Brandon Marshall (12/26/10 vs. Detroit), 102 yards
10	Jarvis Landry (11/18/15 at Buffalo), 67 yards
10	Jarvis Landry (9/18/16 at New England), 135 yards
10	Jarvis Landry (12/17/17 at Buffalo), 99 yards
10	DeVante Parker (10/4/20 vs. Seattle), 110 yards
10	Mike Gesicki (9/26/21 at Las Vegas), 86 yards
10	Myles Gaskin (10/10/21 at Tampa Bay), 74 yards
10	Jaylen Waddle (10/17/21 at Jacksonville), 70 yards
10	Jaylen Waddle (12/27/21 at New Orleans), 92 yards
10	Tyreek Hill (9/29/22 at Cincinnati), 160 yards

### MOST RECEPTIONS BY A ROOKIE

#### SEASON

104	Jaylen Waddle (2021), 1,015 yards
84	Jarvis Landry (2014), 758 yards
75	Terry Kirby (1993), 874 yards
67	Jack Clancy (1967), 868 yards
54	Davone Bess (2008), 554 yards

#### GAME

12	Jaylen Waddle (9/26/21 at Las Vegas), 58 yards
10	Rob Konrad (1/2/00 at Washington), 68 yards
10	Jaylen Waddle (10/17/21 at Jacksonville), 70 yards
10	Jaylen Waddle (12/27/21 at New Orleans), 92 yards
9	Terry Kirby (12/19/93 vs. Buffalo), 148 yards
9	Davone Bess (12/7/08 vs. Buffalo at Toronto), 74 yards
9	Jaylen Waddle (11/28/21 vs. Carolina), 137 yards
9	Jaylen Waddle (12/5/21 vs. N.Y. Giants), 90 yards

### MOST CONSECUTIVE GAMES WITH A RECEPTION

92	Mark Clayton (6th in 1986 through 16th in 1992 - missed 13th in 1986, 1st in 1989, 1st in 1990, 10th through 14th in 1990 and 1st through 3rd in 1992)
74	O.J. McDuffie (3rd in 1995 through 15th in 1999, missed 11th through 13th and 16th in 1999)
63	Jarvis Landry (2nd in 2014 through 16th in 2017)
61	Davone Bess (1st in 2008 through 13th in 2011)
60	Chris Chambers (1st in 2003 through 13th in 2006 - missed 4th in 2004)

### MOST RECEIVING YARDS

#### CAREER

8,869	Mark Duper (1982-92), 17.4 per catch
8,643	Mark Clayton (1983-92), 15.7 per catch
7,546	Nat Moore (1974-86), 14.8 per catch
5,688	Chris Chambers (2001-07), 14.0 per catch
5,074	O.J. McDuffie (1993-00), 12.2 per catch

#### SEASON

1,460	Tyreek Hill (2022), 100 receptions
1,389	Mark Clayton (1984), 73 receptions
1,313	Mark Duper (1986), 67 receptions
1,306	Mark Duper (1984), 71 receptions
1,270	Irving Fryar (1994), 73 receptions
1,214	Brandon Marshall (2011), 81 receptions
1,202	DeVante Parker (2019), 72 receptions
1,157	Jarvis Landry (2015), 110 receptions
1,150	Mark Clayton (1986), 60 receptions
1,136	Jarvis Landry (2016), 94 receptions
1,129	Mark Clayton (1988), 86 receptions
1,118	Chris Chambers (2005), 82 receptions
1,085	Mark Duper (1991), 70 receptions

1,083	Brian Hartline (2012), 74 receptions
1,053	Mark Clayton (1991), 70 receptions
1,050	O.J. McDuffie (1998), 90 receptions
1,037	Tony Martin (1999), 67 receptions
1,016	Brian Hartline (2013), 76 receptions
1,015	Jaylen Waddle (2021), 104 receptions
1,014	Brandon Marshall (2010), 86 receptions
1,011	Mark Clayton (1989), 64 receptions
1,010	Irving Fryar (1993), 64 receptions
1,003	Jaylen Waddle (2021), 104 receptions

#### GAME

253	Brian Hartline (9/30/12 at Arizona), 12 receptions
238	Chris Chambers (12/4/05 vs. Buffalo), 15 receptions
217	Mark Duper (11/10/85 vs. N.Y. Jets), 8 receptions
211	Irving Fryar (9/4/94 vs. New England), 5 receptions
210	Nat Moore (10/4/81 vs. N.Y. Jets), 7 receptions
202	Mark Duper (10/9/83 vs. Buffalo), 7 receptions

### MOST RECEIVING YARDS BY A ROOKIE

#### SEASON

1,015	Jaylen Waddle (2021), 104 receptions
883	Chris Chambers (2001), 48 receptions
874	Terry Kirby (1993), 75 receptions
868	Jack Clancy (1967), 67 receptions

#### GAME

148	Terry Kirby (12/19/93 vs. Buffalo), 9 receptions
137	Jaylen Waddle (11/28/21 vs. Carolina), 9 receptions
126	Jack Clancy (12/3/67 at Houston), 7 receptions

### MOST RECEIVING TOUCHDOWNS

#### CAREER

81	Mark Clayton (1983-92), 550 receptions
74	Nat Moore (1974-86), 510 receptions
59	Mark Duper (1982-92), 511 receptions
43	Chris Chambers (2001-07), 405 receptions
33	Paul Warfield (1970-74), 156 receptions

#### SEASON

18	Mark Clayton (1984), 73 receptions
14	Mark Clayton (1988), 86 receptions
12	Nat Moore (1977), 52 receptions
12	Mark Clayton (1991), 70 receptions
11	Karl Noonan (1968), 58 receptions
11	Paul Warfield (1971), 43 receptions
11	Paul Warfield (1973), 29 receptions
11	Mark Duper (1986), 67 receptions
11	Chris Chambers (2003), 64 receptions
11	Chris Chambers (2005), 82 receptions

#### GAME

4	Paul Warfield (12/15/73 vs. Detroit), 21,7,16,4
4	Mark Ingram (11/27/94 at N.Y. Jets), 10,17,28,8
3	Paul Warfield (11/14/71 vs. Pittsburgh), 12,86,60
3	Nat Moore (11/24/77 at St. Louis), 4,9,28
3	Mark Clayton (12/17/84 vs. Dallas), 41,39,63
3	Mark Duper (12/14/86 at L.A. Rams), 69,5,20
3	Mark Duper (12/20/87 vs. Washington), 26,59,6
3	Irving Fryar (9/4/94 vs. New England), 54,50,35
3	O.J. McDuffie (11/29/98 vs. New Orleans), 22,7,9
3	Lamar Thomas (12/21/98 vs. Denver), 9,56,17
3	Chris Chambers (11/27/03 at Dallas), 39,6,35



## INDIVIDUAL RECORDS

### MOST RECEIVING TOUCHDOWNS BY A ROOKIE

#### SEASON

7	Chris Chambers (2001), 48 receptions
<b>6</b>	<b>Jaylen Waddle (2021), 104 receptions</b>
5	Andre Brown (1989), 24 receptions
5	Jarvis Landry (2014), 84 receptions
4	Randy McMichael (2002), 39 receptions
3	Jack Harper (1967), 11 receptions
3	Jimmy Cefalo (1978), 6 receptions
3	Ferrell Edmunds (1988), 33 receptions
3	Terry Kirby (1993), 75 receptions
3	Brian Hartline (2009), 31 receptions
3	Charles Clay (2011), 16 receptions
3	Preston Williams (2019), 32 receptions

### MOST CONSECUTIVE GAMES WITH A RECEIVING TD

6	Paul Warfield (4th through 9th in 1971)
6	Mark Clayton (13th through 16th in 1988 and 2nd through 3rd in 1989)

### HIGHEST RECEIVING AVERAGE

#### CAREER (min: 100 rec.)

21.5	Paul Warfield (1970-74), 156 receptions
17.4	Mark Duper (1982-92), 511 receptions
16.9	Duriel Harris (1976-83, 1985), 269 receptions
16.0	Irving Fryar (1993-95), 199 receptions
15.7	Mark Clayton (1983-92), 550 receptions

#### SEASON (min: 24 rec.)

25.1	Paul Warfield (1970), 28/703 yards
23.2	Paul Warfield (1971), 43/996 yards
21.8	Jimmy Cefalo (1981), 29/631 yards
20.9	Paul Warfield (1972), 29/606 yards
20.0	Bo Roberson (1966), 26/519 yards

#### GAME (min: 3 rec.)

52.7	Paul Warfield (11/14/71 vs. Pittsburgh), 3/158
46.0	Patrick Cobbs (10/12/08 at Houston), 3/138
42.7	Chris Chambers (10/24/04 vs. St. Louis), 3/128
42.2	Irving Fryar (9/4/94 vs. New England), 5/211
41.3	Nat Moore (10/10/76 at Baltimore), 3/124

### HIGHEST RECEIVING AVERAGE BY A ROOKIE

#### SEASON (min: 24 rec.)

19.0	DeVante Parker (2015), 26/494 yards
18.4	Chris Chambers (2001), 48/883 yards
17.4	Ferrell Edmunds (1988), 33/575 yards

#### GAME (min: 3 rec.)

37.7	Chris Chambers (11/11/01 at Indianapolis), 3/113
31.3	Brian Hartline (10/25/09 vs. New Orleans), 3/94
30.3	Mel Baker (12/15/74 vs. New England), 4/121

### MOST 100-YARD RECEIVING GAMES

#### CAREER

28	Mark Duper (1982-92)
22	Mark Clayton (1983-92)
17	Chris Chambers (2001-07)
12	Nat Moore (1974-86)
11	DeVante Parker (2015-21)
10	Paul Warfield (1970-74)
10	Duriel Harris (1976-83, 1985)
10	Irving Fryar (1993-95)

#### SEASON

8	Mark Duper (1986)
6	Mark Clayton (1984)
6	Irving Fryar (1994)
<b>6</b>	<b>Tyreek Hill (2022)</b>
5	Mark Clayton (1989)
5	Tony Martin (1999)
5	Brandon Marshall (2011)
4	Paul Warfield (1971)
4	Duriel Harris (1979)
4	Mark Duper (1984)
4	Chris Chambers (2004)
4	Brandon Marshall (2010)
4	Mike Wallace (2013)
4	Jarvis Landry (2016)
4	DeVante Parker (2019)
<b>4</b>	<b>Jaylen Waddle (2022)</b>

### MOST 100-YARD RECEIVING GAMES BY A ROOKIE

3	Jack Clancy (1967)
3	Chris Chambers (2001)
2	Terry Kirby (1993)
1	Mel Baker (1974)
1	Duriel Harris (1976)
1	Ferrell Edmunds (1988)
1	Andre Brown (1989)
1	DeVante Parker (2015)
<b>1</b>	<b>Jaylen Waddle (2021)</b>

### MOST CONSECUTIVE 100-YARD RECEIVING GAMES

4	Irving Fryar (10th through 13th in 1994)
3	Mark Clayton (14th through 16th in 1984)
3	Mark Duper (3rd through 5th in 1986)
3	Chris Chambers (11th through 13th in 2005)

## TOTAL YARDS FROM SCRIMMAGE

(rushing/receiving)

#### CAREER

8,859	Mark Duper (1982-92), -10/8,869
8,751	Mark Clayton (1983-92), 108/8,643
7,867	Ricky Williams (2002-03, 2005, 2007-10), 6,436/1,431
7,795	Nat Moore (1974-86), 249/7,546
7,425	Larry Csonka (1968-74, 1979), 6,737/688

#### SEASON

2,216	Ricky Williams (2002), 1,853/363
1,723	Ricky Williams (2003), 1,372/351
<b>1,490</b>	<b>Tyreek Hill (2022) 30/1,460</b>
1,450	Delvin Williams (1978), 1,258/192
1,424	Mark Clayton (1984), 35/1,389

#### GAME

253	Brian Hartline (9/30/12 at Arizona), 0/253
252	Troy Stradford (11/22/87 at Dallas), 169/83
238	Chris Chambers (12/4/05 vs. Buffalo), 0/238
236	Lamar Miller (10/25/15 vs. Houston), 175/61
235	Ricky Williams (12/1/02 at Buffalo), 228/7

### BY ROOKIE, SEASON

1,264	Terry Kirby (1993), 390/874
1,255	Karim Abdul-Jabbar (1996), 1,116/139
1,139	Ronnie Brown (2005), 907/232





## INDIVIDUAL RECORDS

### COMBINED YARDAGE

(rushing/receiving/returns)

#### CAREER

9,276	Mark Clayton (1983-92), 108/8,643/525
8,950	Nat Moore (1974-86), 248/7,547/1,155
8,859	Mark Duper (1982-92), -10/8,869/0
8,752	Tony Nathan (1979-87), 3,543/3,592/1,617
8,353	O.J. McDuffie (1993-01), 49/5,074/3,230

#### SEASON

2,216	Ricky Williams (2002), 1,853/363/0
2,208	Wes Welker (2005), 5/434/1,769
2,129	Wes Welker (2006), 0/687/1,442
2,086	Ted Ginn, Jr. (2007) 3/420/1,663
1,947	Jarvis Landry (2015) 113/1,157/677

#### GAME

302	Mercury Morris (11/1/70 at Baltimore), 8-89/3-68/6-145
299	Ted Ginn, Jr. (11/1/09 at N.Y. Jets), 0-0, 0-0, 6-299
297	Wes Welker (10/16/05 at Tampa Bay), 0-0/3-97/10-200
*280	O.J. McDuffie (12/30/95 at Buffalo), 1-9/11-154/6-117
258	Wes Welker (10/21/05 vs. Kansas City), 0-0/2-41/9-217
258	Jarvis Landry (10/4/15 vs. N.Y. Jets at London), 2-29/4-40/8-189

#### BY ROOKIE, SEASON

2,086	Ted Ginn, Jr. (2007) 3/420/1,663
1,912	Jarvis Landry (2014) -4/758/1,158
1,777	Wes Welker (2004), 0/0/1,777

### PUNTING

#### MOST PUNTS

##### CAREER

633	Larry Seiple (1967-77), 25,347 yards
594	Brandon Fields (2007-14), 27,780 yards
555	Reggie Roby (1983-92), 24,036 yards
339	Matt Turk (2000-01, 2003-04), 13,910 yards
307	Matt Haack (2017-20), 13,506 yards

##### SEASON

98	Matt Turk (2004), 41.7 average
93	Klaus Wilmsmeyer (1998), 42.5 average
92	Matt Turk (2000), 42.1 average
92	Matt Darr (2015), 47.6 average
90	Matt Darr (2016), 44.3 average

##### GAME

11	Matt Turk (12/7/03 at New England), 406 yards
10	George Wilson, Jr. (9/9/66 vs. N.Y. Jets), 483 yards
10	George Roberts (10/12/80 at New England), 445 yards
10	Klaus Wilmsmeyer (9/20/98 vs. Pittsburgh), 458 yards
10	Matt Turk (9/19/04 at Cincinnati), 400 yards
10	Donnie Jones (12/25/06 vs. N.Y. Jets), 427 yards
10	Brandon Fields (12/23/07 at New England), 446 yards
10	Brandon Fields (12/12/10 at N.Y. Jets), 564 yards
10	Brandon Fields (12/22/13 at Buffalo), 501 yards
10	Matt Darr (11/20/16 at Los Angeles), 453 yards

#### HIGHEST GROSS PUNTING AVERAGE

##### CAREER (min: 120 punts)

46.8	Brandon Fields (2007-14), 594 punts
46.0	Matt Darr (2015-16), 182 punts

44.7	Matt Haack (2017-20), 307 punts
44.2	John Kidd (1994-97), 201 punts
43.3	Reggie Roby (1983-92), 555 punts

##### SEASON (min: 40 punts)

50.2	Brandon Fields (2012), 74 punts
48.85	Brandon Fields (2011), 78 punts
48.82	Brandon Fields (2013), 85 punts
47.6	Matt Darr (2015), 92 punts
46.8	Thomas Morstead (2022), 48 punts

##### GAME (min: 4 punts)

58.8	Brandon Fields (9/23/12 vs. N.Y. Jets), 4-235 yards
58.5	Reggie Roby (9/28/86 vs. San Francisco), 4-234 yards
58.2	Matt Darr (10/29/15 at New England), 6-349 yards
56.4	Brandon Fields (12/12/10 at N.Y. Jets), 10-564 yards
55.5	Brandon Fields (12/4/11 vs. Oakland), 4-222 yards

#### HIGHEST NET PUNTING AVERAGE

##### CAREER (since 1976, min: 120 punts)

39.9	Matt Haack (2017-20), 307 punts
39.8	Matt Darr (2015-16), 182 punts
39.2	Brandon Fields (2007-14), 594 punts
37.5	Donnie Jones (2005-06), 173 punts
36.9	John Kidd (1994-97), 201 punts

##### SEASON (since 1982, min: 40 punts)

42.4	Brandon Fields (2013), 85 punts
41.2	Brandon Fields (2012), 74 punts
41.2	Brandon Fields (2011), 78 punts
41.1	Matt Haack (2019), 69 punts
40.7	Matt Haack (2017), 83 punts

#### LONGEST PUNTS

77	Reggie Roby (11/29/87 at Buffalo), net 77
77	Matt Turk (11/25/01 at Buffalo), touchback
74	Brandon Fields (12/22/13 at Buffalo), net 74
73	Larry Seiple (11/14/71 vs. Pittsburgh), touchback
73	Reggie Roby (9/28/86 vs. San Francisco), touchback
73	Reggie Roby (10/5/86 at New England), net 73

#### MOST INSIDE THE 20

##### SEASON (since 1982)

35	Matt Haack (2018), 87 punts
33	Brandon Fields (2013), 85 punts
32	Brandon Fields (2011), 78 punts
32	Matt Darr (2016), 90 punts
31	Donnie Jones (2005), 88 punts
31	Brandon Fields (2010), 73 punts
31	Michael Palardy (2021), 78 punts

### PUNT RETURNS

#### MOST PUNT RETURNS

##### CAREER

127	Jake Scott (1970-75)
127	O.J. McDuffie (1993-00)
127	Wes Welker (2004-06)
115	Davone Bess (2008-12)
101	Jakeem Grant Sr. (2016-21)

##### SEASON

43	Wes Welker (2004), 10.8 average
43	Wes Welker (2005), 9.1 average





## INDIVIDUAL RECORDS

41	Mark Clayton (1983), 9.6 average
41	Wes Welker (2006), 9.2 average
37	Davone Bess (2011), 11.9 average

### GAME

7	Mercury Morris (10/19/69 at Kansas City), 17.6 average
7	Lamont Brightful (9/19/04 at Cincinnati), 11.1 average
7	Marcus Thigpen (11/24/13 vs. Carolina), 10.1 average

### MOST PUNT RETURN YARDS

#### CAREER

1,330	Jake Scott (1970-75)
1,232	Wes Welker (2004-06)
1,196	Davone Bess (2008-12)
1,127	O.J. McDuffie (1993-00)
978	Jakeem Grant Sr. (2016-21)

#### SEASON

464	Wes Welker (2004), 10.8 average
442	Davone Bess (2011), 11.9 average
392	Mark Clayton (1983), 9.6 average
390	Wes Welker (2005), 9.1 average
379	Tom Vigorito (1981), 10.5 average

### GAME

123	Mercury Morris (10/19/69 at Kansas City), 7 returns
114	O.J. McDuffie (12/13/93 vs. Pittsburgh), 5 returns
106	James Pruitt (9/14/86 vs. Indianapolis), 2 returns

### MOST PUNT RETURN TOUCHDOWNS

#### CAREER

3	Jakeem Grant Sr. (2016-21)
2	Freddie Solomon (1975-77)
2	Tom Vigorito (1981-85)
2	O.J. McDuffie (1993-00)

#### SEASON

2	O.J. McDuffie (1993)
---	----------------------

### LONGEST PUNT RETURNS

88t	Jakeem Grant Sr. (11/1/20 vs. L.A. Rams)
87t	Tom Vigorito (9/10/81 vs. Pittsburgh)
87t	Ted Ginn, Jr. (11/18/07 at Philadelphia)
86t	Tony Nathan (10/14/79 vs. Buffalo)
81t	Jeff Ogden (10/29/00 vs. Green Bay)
79t	Freddie Solomon (12/5/76 vs. Buffalo)
77t	Jake Scott (11/22/70 vs. Baltimore)
74t	Jakeem Grant Sr. (10/9/16 vs. Tennessee)
72t	O.J. McDuffie (12/13/93 vs. Pittsburgh)
72t	Marcus Thigpen (9/9/12 at Houston)
71t	James Pruitt (9/14/86 vs. Indianapolis)
71t	O.J. McDuffie (10/24/93 vs. Indianapolis)
71t	Wes Welker (12/20/04 vs. New England)
71t	Jakeem Grant Sr. (10/7/18 at Cincinnati)
70t	Scott Schwedes (12/17/89 at Indianapolis)

### HIGHEST PUNT RETURN AVERAGE

#### CAREER (min: 50 returns)

13.7	Jeff Ogden (2000-01), 51 returns
11.4	Freddie Solomon (1975-77), 71 returns
10.51	Tom Vigorito (1981-85), 79 returns
10.47	Jake Scott (1970-75), 127 returns
10.4	Davone Bess (2008-12), 115 returns

#### SEASON (min: 15 returns)

17.0	Jeff Ogden (2000), 19 returns
12.5	Nate Jacquet (1999), 28 returns
12.3	Freddie Solomon (1975), 26 returns
12.21	Terrell Buckley (1998), 29 returns
12.15	Marcus Thigpen (2012), 26 returns

#### GAME (min: 3 returns)

33.0	Ted Ginn Jr. (11/18/07 at Philadelphia), 3-99 yards
28.3	Jakeem Grant Sr. (10/7/18 at Cincinnati), 3-85 yards
26.3	Tom Vigorito (9/12/82 at N.Y. Jets), 3-79 yards
26.3	Wes Welker (9/7/06 at Pittsburgh), 3-79 yards
22.8	O.J. McDuffie (12/13/93 vs. Pittsburgh), 5-114 yards

### MOST FAIR CATCHES

#### CAREER

91	O.J. McDuffie (1993-01)
85	Davone Bess (2008-12)
64	Wes Welker (2004-06)
55	Jake Scott (1970-75)
53	Jarvis Landry (2014-17)

#### SEASON

29	Wes Welker (2006)
24	O.J. McDuffie (1996)
24	Davone Bess (2011)
23	Wes Welker (2005)
22	O.J. McDuffie (1993)

### GAME

6	Jake Scott (12/20/70 vs. Buffalo)
---	-----------------------------------

## KICKOFF RETURNS

### MOST KICKOFF RETURNS

#### CAREER

166	Wes Welker (2004-06)
147	Ted Ginn, Jr. (2007-09)
123	Fulton Walker (1981-85)
111	Mercury Morris (1969-75)
107	Brock Marion (1998-03)

#### SEASON

63	Ted Ginn, Jr. (2007), 22.7 average
62	Brock Marion (1999), 24.6 average
61	Wes Welker (2005), 22.6 average
57	Wes Welker (2004), 23.0 average
52	Ted Ginn, Jr. (2009), 24.9 average

### GAME

8	Joe Cribbs (12/18/88 at Pittsburgh), 21.1 average
*8	Marc Logan (1/12/91 at Buffalo), 17.3 average
8	Ted Ginn, Jr. (12/2/07 vs. N.Y. Jets), 24.8 average
8	Ted Ginn, Jr. (11/23/08 vs. New England), 19.3 average

### MOST KICKOFF RETURN YARDS

#### CAREER

3,756	Wes Welker (2004-06)
3,386	Ted Ginn, Jr. (2007-09)
2,947	Mercury Morris (1969-75)
2,944	Fulton Walker (1981-85)
2,517	Brock Marion (1998-03)



## INDIVIDUAL RECORDS

### SEASON

1,524	Brock Marion (1999), 24.6 average
1,433	Ted Ginn, Jr. (2007), 22.7 average
1,379	Wes Welker (2005), 22.6 average
1,313	Wes Welker (2004), 23.0 average
1,296	Ted Ginn, Jr. (2009), 24.9 average

### GAME

299	Ted Ginn, Jr. (11/1/09 at N.Y. Jets), long 101t
215	Travis Minor (10/13/02 at Denver), long 66
210	Wes Welker (1/2/05 at Baltimore), long 95t
205	Albert Johnson (9/29/02 at Kansas City), long 49
204	Gene Milton (9/21/68 vs. Oakland), long 73

### MOST KICKOFF RETURN TOUCHDOWNS

#### CAREER

3	Mercury Morris (1969-75)
2	Ted Ginn, Jr. (2007-09)
2	Jakeem Grant Sr. (2016-21)

### SEASON

2	Ted Ginn, Jr. (2009)
---	----------------------

### GAME

2	Ted Ginn, Jr. (11/1/09 at N.Y. Jets), 100, 101 yards
---	--

### LONGEST KICKOFF RETURNS

105t	Mercury Morris (9/14/69 at Cincinnati)
102t	Jakeem Grant Sr. (9/9/18 vs. Tennessee)
101t	Ted Ginn, Jr. (11/1/09 at N.Y. Jets)
101t	Jakeem Grant Sr. (11/17/19 vs. Buffalo)
100t	Ted Ginn, Jr. (11/1/09 at N.Y. Jets)
**98t	Fulton Walker (1/30/83 vs. Washington)
97t	Marc Logan (10/1/89 at Houston)
96t	Mercury Morris (12/6/70 vs. Boston)
96t	Marcus Thigpen (11/15/12 at Buffalo)
96t	Kenyan Drake (11/6/16 vs. N.Y. Jets)
95t	Joe Auer (9/2/66 vs. Oakland)
95t	Bobby Neff (9/14/68 vs. Houston)
95t	Wes Welker (1/2/05 at Baltimore)

### HIGHEST KICKOFF RETURN AVERAGE

#### CAREER (min: 50 returns)

26.5	Mercury Morris (1969-75), 111 returns
25.3	Duriel Harris (1976-83, 1985), 56 returns
24.81	Marcus Thigpen (2012-13), 77 returns
24.79	Jakeem Grant Sr. (2016-21), 89 returns
23.9	Fulton Walker (1981-85), 123 returns

### SEASON (min: 14 returns)

32.9	Duriel Harris (1976), 17 returns, 559 yards
29.7	Jakeem Grant Sr. (2018), 18 returns, 535 yards
29.6	Gary Davis (1977), 14 returns, 414 yards
29.0	Mercury Morris (1970), 28 returns, 812 yards
28.2	Mercury Morris (1971), 15 returns, 423 yards

### GAME (min: 3 returns)

49.8	Ted Ginn, Jr. (11/1/09 at N.Y. Jets), 6-299
47.7	Fulton Walker (10/16/83 at N.Y. Jets), 3-143
**47.5	Fulton Walker (1/30/83 vs. Washington), 4-190
46.7	Joe Auer (9/2/66 vs. Oakland), 3-140
46.0	Marc Logan (10/1/89 at Houston), 3-138

## INTERCEPTIONS

### MOST INTERCEPTIONS

#### CAREER

35	Jake Scott (1970-75)
34	Dick Anderson (1968-77)
31	Sam Madison (1997-05)
29	Glenn Blackwood (1979-87)
29	Patrick Surtain (1998-04)

### SEASON

10	Dick Westmoreland (1967), 127 yards
<b>10</b>	<b>Xavien Howard (2020), 71 yards</b>
8	Willie West (1966), 62 yards
8	Dick Anderson (1968), 230 yards
8	Dick Anderson (1970), 191 yards
8	Dick Anderson (1973), 163 yards
8	Jake Scott (1974), 75 yards
8	Terrell Buckley (1998), 157 yards
8	Sam Madison (1998), 114 yards

### GAME

4	Dick Anderson (12/3/73 vs. Pittsburgh), 121 yards
3	Willie West (10/23/66 at Houston), 49 yards
3	Dick Westmoreland (11/26/67 vs. Buffalo), 43 yards
3	Charlie Babb (9/22/75 vs. Oakland), 18 yards
3	Curtis Johnson (10/19/75 vs. N.Y. Jets), 25 yards
3	Larry Gordon (12/10/78 vs. Oakland), 35 yards
*3	A.J. Duhe (1/23/83 vs. N.Y. Jets), 36 yards
3	William Judson (10/16/83 at N.Y. Jets), 23 yards
3	Louis Oliver (10/4/92 at Buffalo), 170 yards
3	Sam Madison (11/7/99 vs. Tennessee), 101 yards

### MOST INTERCEPTIONS BY A ROOKIE

#### SEASON

8	Dick Anderson (1968), 230 yards
5	Lloyd Mumphord (1969), 102 yards
5	Jake Scott (1970), 112 yards
5	Don McNeal (1980), 17 yards

### GAME

2	Dick Anderson (11/24/68 at Boston), 109 yards
2	Lloyd Mumphord (12/7/69 vs. Denver), 0 yards
2	Curtis Johnson (10/3/70 vs. Oakland), 26 yards
2	Gerald Small (12/10/78 vs. Oakland), 85 yards
2	Don McNeal (10/12/80 at New England), 2 yards
2	Jarvis Williams (10/9/88 at L.A. Raiders), 23 yards

### MOST CONSECUTIVE GAMES WITH AN INTERCEPTION

5	Dick Westmoreland (9th through 13th in 1967)
<b>5</b>	<b>Xavien Howard (9th through 13th in 2020)</b>

### MOST INTERCEPTION RETURN YARDS

#### CAREER

792	Dick Anderson (1968-77), 23.3 average
569	Louis Oliver (1989-93, 1995-96), 23.7 average
487	Sam Madison (1997-05), 15.7 average
431	Brock Marion (1998-03), 21.6 average
425	Jake Scott (1970-75), 12.1 average
425	Terrell Buckley (1995-99, 2003), 17.7 average

### SEASON

230	Dick Anderson (1968), 8 for 28.8 average
227	Brock Marion (2001), 5 for 45.4 average
200	Louis Oliver (1992), 5 for 40.0 average



## INDIVIDUAL RECORDS

198	Jimmy Warren (1966), 5 for 39.6 average
191	Dick Anderson (1970), 8 for 23.9 average

### GAME

170	Louis Oliver (10/4/92 at Buffalo), 3 interceptions
121	Dick Anderson (12/3/73 vs. Pittsburgh), 4 interceptions
107	Dick Anderson (11/24/68 at Boston), 2 interceptions
101	Sam Madison (11/7/99 vs. Tennessee), 3 interceptions
100	Brock Marion (1/6/02 vs. Buffalo), 1 interception

### LONGEST INTERCEPTION RETURNS

103t	Louis Oliver (10/4/92 at Buffalo), Jim Kelly
100t	Brock Marion (1/6/02 vs. Buffalo), Travis Brown
96t	Dick Anderson (11/24/68 at Boston), Tom Sherman
94t	Brent Grimes (10/31/13 vs. Cincinnati), Andy Dalton
91t	Terrell Buckley (10/13/96 at Buffalo), Jim Kelly
86t	Dick Anderson (12/20/70 vs. Buffalo), Dennis Shaw
86t	William Judson (60t), Mike Kozlowski (26, lateral), (9/9/84 vs. New England), Steve Grogan
<b>85t</b>	<b>Elandon Roberts (9/26/21 at Las Vegas), Derek Carr</b>
81t	Louis Delmas (10/26/14 at Jacksonville), Blake Bortles
76t	Troy Vincent (58t), Gene Atkins (18, lateral), (12/12/94 vs. Kansas City), Steve Bono
74t	Terrell Buckley (12/21/03 at Buffalo), Drew Bledsoe
70t	Jimmy Warren (11/13/66 at Kansas City), Len Dawson
70	Sammy Knight (11/27/03 at Dallas), Quincy Carter

### INTERCEPTIONS RETURNED FOR TOUCHDOWNS

#### CAREER

4	Reshad Jones (2010-19)
4	Zach Thomas (1996-2007)
3	Dick Anderson (1968-77)
3	Terrell Buckley (1995-99, 2003)
3	Jason Taylor (1997-2007, 2009, 2011)

#### SEASON

2	Bill Stanfill (1969), 15, 17 yards
2	Dick Anderson (1973), 27, 38 yards
2	Mike Kozlowski (1983), 35, 38 yards
2	Zach Thomas (1998), 17, 1 yards
2	Brock Marion (2001), 26, 100 yards
2	Jason Taylor (2006), 20, 51 yards
2	Reshad Jones (2015), 30, 23 yards

#### GAME

2	Dick Anderson (12/3/73 vs. Pittsburgh)
2	Mike Kozlowski (12/16/83 vs. N.Y. Jets)

## SACKS

### MOST SACKS

#### CAREER

131.0	Jason Taylor (1997-2007, 2009, 2011)
98.0	Cameron Wake (2009-18)
69.5	Bill Stanfill (1969-76)
65.5	Doug Betters (1978-87)
65.0	Vern Den Herder (1971-82)

#### SEASON

18.5	Bill Stanfill (1973)
18.5	Jason Taylor (2002)
17.5	Joey Porter (2008)
16.5	Trace Armstrong (2000)
16.0	Doug Betters (1983)

### GAME

5.0	Bill Stanfill (10/7/73 vs. N.Y. Jets)
5.0	Vern Den Herder (10/21/73 vs. Buffalo)
5.0	Bill Stanfill (11/17/74 vs. Buffalo)
4.5	Cameron Wake (9/30/12 at Arizona)
4.0	Vern Den Herder (9/22/74 at Buffalo)
4.0	Vern Den Herder (11/11/79 vs. Baltimore)
4.0	Doug Betters (9/4/83 at Buffalo)
4.0	E.J. Junior (10/6/91 at New England)
4.0	Joey Porter (9/21/08 at New England)
4.0	Cameron Wake (10/18/15 at Tennessee)

### MOST SACKS BY A ROOKIE

#### SEASON

<b>8.5</b>	<b>Jaelan Phillips (2021)</b>
8.0	Bill Stanfill (1969)
8.0	Lorenzo Bromell (1998)
7.0	A.J. Duhe (1977)
6.0	Marco Coleman (1992)

### GAME

3.0	A.J. Duhe (11/6/77 at N.Y. Jets)
3.0	Marco Coleman (10/25/92 vs. Indianapolis)
<b>3.0</b>	<b>Jaelan Phillips (11/29/21 vs. Carolina)</b>
2.0	Bill Stanfill (10/26/69 vs. Buffalo)
2.0	Bob Baumhower (11/20/77 at Cincinnati)
2.0	A.J. Duhe (12/11/77 at New England)
2.0	Doug Betters (10/29/78 vs. Baltimore)
2.0	Charles Bowser (1/2/83 at Baltimore)
2.0	John Bosa (12/17/87 vs. N.Y. Jets)
2.0	Marco Coleman (11/1/92 at N.Y. Jets)
2.0	Shane Burton (12/1/96 at Oakland)
2.0	Derrick Rodgers (10/12/97 at N.Y. Jets)
2.0	Lorenzo Bromell (9/13/98 vs. Buffalo)
2.0	Lorenzo Bromell (11/29/98 vs. New Orleans)
2.0	Olivier Vernon (10/14/12 vs. St. Louis)
<b>2.0</b>	<b>Jerome Baker (10/7/18 at Cincinnati)</b>
<b>2.0</b>	<b>Jaelan Phillips (12/5/21 vs. N.Y. Giants)</b>

## FUMBLES

### MOST FUMBLES

#### CAREER

110	Dan Marino (1983-99)
52	Bob Griese (1967-80)
51	Ryan Tannehill (2012-18)
34	Tony Nathan (1979-87)
31	Mercury Morris (1969-75)

#### SEASON

14	Matt Moore (2011)
13	Gus Frerotte (2005)
10	Dan Marino (1988)
10	A.J. Feeley (2004)
10	Ryan Tannehill (2015)

### GAME

4	Craig Erickson (10/6/96 vs. Seattle)
4	Cleo Lemon (12/9/07 at Buffalo)
4	Jay Cutler (12/17/17 at Buffalo)
<b>3</b>	<b>11 times (last: Tua Tagovailoa, 1/2/2022 at Tennessee)</b>



## INDIVIDUAL RECORDS

### MOST FUMBLES BY A ROOKIE

#### SEASON

9	Ryan Tannehill (2012)
8	Tony Nathan (1979)
7	Scott Schwedes (1987)
7	John Beck (2007)
7	Jarvis Landry (2014)

#### GAME

3	Rick Norton (9/9/66 vs. N.Y. Jets)
3	Scott Schwedes (12/13/87 at Philadelphia)
3	John Beck (12/2/07 vs. N.Y. Jets)
3	Jamil Douglas (11/29/15 at N.Y. Jets)

### MOST OWN FUMBLE RECOVERIES

#### CAREER

42	Dan Marino (1983-99)
23	Bob Griese (1967-80)
16	Ryan Tannehill (2012-18)

#### SEASON

7	Dan Marino (1988)
6	Bob Griese (1971)
6	Jay Cutler (2017)

#### GAME

4	Jay Cutler (12/17/17 at Buffalo)
3	Rick Norton (11/9/69 at Boston)
3	Craig Erickson (10/6/96 vs. Seattle)
3	Lamont Brightful (9/19/04 at Cincinnati)
3	Cleo Lemon (12/9/07 at Buffalo)
3	Ryan Tannehill (11/29/15 at N.Y. Jets)

### MOST OPPONENT FUMBLE RECOVERIES

#### CAREER

27	Jason Taylor (1997-2007, 2009, 2011)
16	Bob Baumhower (1977-86)
15	Dick Anderson (1968-77)
14	Vern Den Herder (1971-82)
13	Glenn Blackwood (1979-87)

#### SEASON

5	Dick Anderson (1972)
5	Bud Brown (1985)
4	12 times (last – Kiko Alonso, 2016)

#### GAME

2	Tom Nomina (11/13/66 at Kansas City), 0 yards
2	Art Powell (10/18/70 at Buffalo), 0 yards
2	Jim Riley (11/7/76 vs. Buffalo), 0 yards
2	Jeris White (11/28/76 at Cleveland), 0 yards
2	Bob Baumhower (12/11/77 at New England), 0 yards
2	Tim Foley (11/29/79 vs. New England), 2 yards
2	Glenn Blackwood (10/19/80 vs. Buffalo), 0 yards
2	Doug Betters (11/6/83 at San Francisco), 0 yards
2	Bud Brown (9/8/85 vs. Houston), 6 yards
2	Bryan Cox (10/31/93 vs. Kansas City), 1 yard
2	Jason Taylor (10/7/01 vs. New England), 1 yard, 1 TD
2	Reshad Jones (12/23/12 vs. Buffalo), 24 yards
2	Reshad Jones (10/8/17 vs. Tennessee), 38 yards

### FUMBLE RETURNS FOR TOUCHDOWNS

85t	Jason Taylor (9/11/05 vs. Denver), Jake Plummer
78t	Andrew Van Ginkel (11/1/20 vs. L.A. Rams), Jared Goff
59t	Trell Hooper (10/11/87 vs. Kansas City), Robert Parker
59t	Tyreek Hill (12/11/22 at L.A. Rams), Jeff Wilson Jr.

55t	Liffort Hobley (10/11/87 vs. Kansas City), Chris Smith
50t	Cortland Finnegan (9/28/14 at Oakland in London), Matt McGloin

#### 49t **Xavien Howard (11/11/21 vs. Baltimore), Sammy Watkins**

48t	Renaldo Hill (11/19/06 vs. Minnesota), Chester Taylor
48t	Jason Taylor (11/1/09 at N.Y. Jets), Shonn Greene
44t	Don Bessillieu (10/19/80 vs. Buffalo), Joe Cribbs
43t	Michael Lehan (12/2/07 vs. N.Y. Jets), Kellen Clemens
38t	Reshad Jones (10/8/17 vs. Tennessee), Matt Cassel
37t	Pat Johnson (12/24/95 at St. Louis), Todd Kinchen
36t	Shaq Lawson (11/8/20 at Arizona), Kyler Murray
35t	Dick Anderson (10/15/72 vs. San Diego), Mke Garrett
34t	Jason Taylor (11/27/03 at Dallas), Quincy Carter
29t	Jason Taylor (10/1/00 at Cincinnati), Akili Smith
25t	Mike Kozlowski (12/6/81 vs. New England), Sam Cunningham
22t	Terrell Buckley (10/27/97 vs. Chicago), Ricky Proehl
21t	Bob Baumhower (10/7/84 at Pittsburgh), Mark Malone
20t	Sam Madison (10/8/00 vs. Buffalo), Sammy Morris
19t	Liffort Hobley (10/9/88 at L.A. Raiders), Vance Mueller

#### 16t **Xavien Howard (11/27/22 vs. Houston Texans), Jordan Akins**

15t	Jimmy Warren off lateral from Bob Neff, (12/16/67 vs. Boston), Jim Nance
14t	Reshad Jones (11/26/17 at New England), Tom Brady
13t	Nick Buoniconti (9/30/73 vs. New England), John Tarter
13t	Bob Baumhower (10/9/78 vs. Cincinnati), Dave Turner
13t	Brian Sochia (12/30/90 vs. Indianapolis), Jeff George
10t	Willie West (10/6/68 at Houston), Bob Davis
10t	Sean Hill (9/1/96 vs. New England), Louis Oliver
7t	Bob Brudzinski (10/27/85 at Detroit), Eric Hipple
4t	O.J. McDuffie (10/12/97 at N.Y. Jets), Charles Jordan
4t	Jason Taylor (9/13/99 at Denver), Brian Griese
2t	Randy McMichael (10/12/03 at Jacksonville), Obafemi Ayanbadejo

#### 2t **Melvin Ingram (9/11/22 vs. New England), Mac Jones**

1t	Cliff Odom (10/28/90 at Indianapolis), Jack Trudeau
1t	Jason Taylor (10/7/01 vs. New England), Tom Brady
1t	Derrick Pope (11/28/04 at San Francisco), Tim Rattay
0t	Chuck Klingbeil (9/22/91 vs. Green Bay), Don Majkowski
0t	Scott Miller (9/1/96 vs. New England), Stanley Pritchett
0t	Tim Bowens (11/30/97 at Oakland), Jeff George
0t	Travis Minor (10/28/01 at Seattle), Jay Fiedler
0t	Trent Gamble (9/8/02 vs. Detroit), Chris Cash
0t	Koa Misi (9/19/10 at Minnesota), Brett Favre
0t	Sam Eguavoen (1/9/22 vs. New England), Jakobi Meyers

### FUMBLE RETURNS FOR TOUCHDOWNS

#### CAREER

6	Jason Taylor (1997-2007, 2009, 2011)
2	Bob Baumhower (1977-86)
2	Liffort Hobley (1987-93)
2	Reshad Jones (2010-19)

## TAKEAWAYS

(interceptions/fumble recoveries)

### MOST TAKEAWAYS

#### CAREER

51	Dick Anderson (1968-77), 34 INTs, 17 FRs
42	Jake Scott (1970-75), 35 INTs, 7 FRs
41	Glenn Blackwood (1979-87), 29 INTs, 12 FRs
35	Sam Madison (1997-05), 31 INTs, 4 FRs
35	Jason Taylor (1997-2007, 2009, 2011), 8 INTs, 27 FRs



## INDIVIDUAL RECORDS

### SEASON

11	Dick Anderson (1970), 8 INTs, 3 FRs
11	Jake Scott (1974), 8 INTs, 3 FRs
10	Dick Westmoreland (1967), 10 INTs
10	<b>Xavien Howard (2020), 10 INTs</b>
9	Dick Anderson (1968), 8 INTs, 1 FR
9	Dick Anderson (1972), 3 INTs, 6 FRs
9	Terrell Buckley (1998), 8 INTs, 1 FR

### GAME

4	Dick Anderson (12/3/73 vs. Pittsburgh), 4 INTs
4	Jeris White (11/26/76 at Cleveland), 2 INTs, 2 FRs

### MOST TAKEAWAYS BY A ROOKIE

#### SEASON

9	Dick Anderson (1968), 8 INTs, 1 FR
7	Lloyd Mumphord (1969), 5 INTs, 2 FRs
7	Curtis Johnson (1970), 3 INTs, 4 FRs
7	Jarvis Williams (1988), 4 INTs, 3 FRs

### GAME

3	Lloyd Mumphord (12/7/69 vs. Denver), 2 INTs, 1 FR
---	---

## BLOCKED KICKS

### MOST BLOCKED KICKS

#### CAREER

9	Curtis Johnson (1970-78), 6 FGs, 2 Punts, 1 PAT
8	Lloyd Mumphord (1969-74), 7 FGs, 1 Punt
5	Vern Den Herder (1971-82), 4 FGs, 1 Punt
5	William Judson (1982-89), 3 FGs, 2 Punts
5	Jeff Cross (1988-95), 3 FGs, 1 Punt, 1 PAT

#### SEASON

4	Wahoo McDaniel (1966), 1 FG, 3 PATs
3	Frank Cornish (1970), 2 FGs, 1 PAT
3	Curtis Johnson (1972), 1 FG, 2 Punts
3	Shane Burton (1998), 3 FGs

### MOST BLOCKED FIELD GOALS

#### CAREER

7	Lloyd Mumphord (1969-74)
7	Curtis Johnson (1970-78)
4	Vern Den Herder (1971-82)
4	Bob Baumhower (1977-86)

### SEASON

3	Shane Burton (1998)
---	---------------------

### BLOCKED FIELD GOAL RETURNS FOR TOUCHDOWNS

51t	Lloyd Mumphord (12/6/70 vs. Boston), Gino Capelletti
47t	Curtis Johnson (12/19/71 vs. Green Bay), Tim Webster

### LONGEST SHORT FIELD GOAL RETURNS

50	Jake Scott (12/6/70 vs. Boston), Gino Capelletti
----	--

### MOST BLOCKED PUNTS

#### CAREER

3	Tim Foley (1970-80)
3	Jimmy Wilson (2011-14)
2	Curtis Johnson (1970-78)
2	William Judson (1982-89)
2	Marc Logan (1989-91)
2	Terrence Fede (2014-17)

### SEASON

2	Curtis Johnson (1972)
2	Tim Foley (1973)
2	Marc Logan (1991)

### BLOCKED PUNT RETURNS FOR TOUCHDOWNS

25t	<b>Andrew Van Ginkel (11/6/22 at Chicago), Trenton Gill</b>
19t	Mark Higgs (10/18/90 vs. New England), Brian Hansen
11t	Walt Aikens (12/17/16 at N.Y. Jets), Lachlan Edwards
8t	Tim Foley (11/11/73 vs. Baltimore), David Lee
*5t	Charlie Babb (12/24/72 vs. Cleveland), Don Cockroft
5t	Tim Foley (11/11/73 vs. Baltimore), David Lee
2t	Justin Coleman (11/28/21 vs. Carolina), Lachlan Edwards
0t	Lex Hilliard (11/20/11 vs. Buffalo), Brian Moorman
0t	Olivier Vernon (10/28/12 at N.Y. Jets), Robert Malone

### MOST BLOCKED POINTS AFTER TOUCHDOWNS

#### CAREER

3	Wahoo McDaniel (1966-68)
3	Doug Betters (1978-87)

### DEFENSIVE 2-POINT CONVERSIONS

1	Walt Aikens (12/11/16 vs. Arizona), returned blocked PAT (Jordan Phillips)
---	--





## TEAM RECORDS

\* - Playoff Game

\*\* - Super Bowl

1966-77: 14 games    1983-86: 16 games    1978-81: 16 games    1987: 15 games    1982: 9 games    1988-2020: 16 games    2021-Present: 17 games

Records listed do not include 1982 regular season, which consisted of 9 games due to a players' strike.

# - Record includes game on 11/30/69 played at Tampa's Tampa Stadium and games on 10/28/07, 10/4/15 and 10/1/17 played at London's Wembley Stadium that were designated as home games.

^ - Record includes games on 9/28/14 played at London's Wembley Stadium and 10/17/21 played at London's Tottenham Hotspur Stadium that were designated as road games.

### CHAMPIONSHIPS

#### SUPER BOWL

2    1972, 1973

#### AMERICAN FOOTBALL CONFERENCE

5    1971, 1972, 1973, 1982, 1984

#### AFC EASTERN DIVISION

13    1971, 1972, 1973, 1974, 1979, 1981, 1983, 1984, 1985, 1992, 1994, 2000, 2008

#### PLAYOFF BERTHS

23    1970, 1971, 1972, 1973, 1974, 1978, 1979, 1981, 1982, 1983, 1984, 1985, 1990, 1992, 1994, 1995, 1997, 1998, 1999, 2000, 2001, 2008, 2016

### GAMES

#### REGULAR SEASON RECORD

484-390-4 (.554)

#### PLAYOFF RECORD

20-21 (.488)

#### OVERALL RECORD

504-411-4 (.551)

#### HOME REGULAR-SEASON RECORD

278-157-3 (.638)#

#### ORANGE BOWL REGULAR-SEASON RECORD:

110-38-3 (.738)

#### HARD ROCK STADIUM REGULAR-SEASON RECORD

168-115 (.594)

#### HOME PLAYOFF RECORD

15-7 (.682)

#### ORANGE BOWL PLAYOFF RECORD

10-4 (.714)

#### HARD ROCK STADIUM PLAYOFF RECORD

5-3 (.625)

#### HOME OVERALL RECORD

293-164-3 (.640)#

#### ORANGE BOWL OVERALL RECORD

120-42-3 (.736)

#### HARD ROCK STADIUM OVERALL RECORD

173-118 (.595)

#### ROAD REGULAR-SEASON RECORD

206-233-1 (.469)^

#### ROAD PLAYOFF RECORD

5-14 (.263)

#### ROAD OVERALL RECORD

211-247-1 (.461)^

#### MOST WINS IN A SEASON

17    1972 (14 regular season, 3 playoffs)  
16    1984 (14 regular season, 2 playoffs)

#### BEST SEASON WINNING PERCENTAGE

1.000 in 1972 (14-0 regular season, 3-0 playoffs)

#### FEWEST WINS IN A SEASON

1 in 2007

#### LOWEST SEASON WINNING PERCENTAGE

.063 in 2007 (1-15)

### CONSECUTIVES

#### MOST WINS

18    1st in 1972 through 1st in 1973

#### MOST REGULAR SEASON WINS

16    14th in 1971 through 1st in 1973  
16    12th in 1983 through 11th in 1984

#### MOST HOME WINS

31    10/17/71 through 12/15/74

#### MOST REGULAR-SEASON HOME WINS

27    10/17/71 through 12/15/74

#### MOST ROAD WINS

9    9/17/72 through 1/14/73

#### MOST REGULAR-SEASON ROAD WINS

7    9/17/72 through 12/10/72  
7    12/4/83 through 11/4/84



## TEAM RECORDS

### MOST WINS IN A SERIES

20 vs. Buffalo, 1970-79

### MOST PRESEASON WINS

11 5th in 1975 through 3rd in 1977

### MOST LOSSES

16 14th in 2006 through 13th in 2007

### MOST REGULAR-SEASON LOSSES

16 14th in 2006 through 13th in 2007

### MOST HOME LOSSES

7 12/25/06 through 12/2/07  
7 11/18/10 through 10/23/11

### MOST ROAD LOSSES

11 12/17/06 through 9/14/08

### MOST LOSSES IN A SERIES

8 vs. N.Y. Jets, 1966-69  
8 vs. N.Y. Jets, 1998-2001

### MOST PRESEASON LOSSES

7 5th in 1988 through 2nd in 1990

## SCORING

### MOST POINTS SCORED

Season	513	1984
Game	55	11/24/77 at St. Louis

### FEWEST POINTS SCORED

Season	213	1966
Game	0	24 times, last 9/19/21 vs. Buffalo

### MOST POINTS ALLOWED

Season	494	2019
Game	*62	1/15/00 at Jacksonville
	59	9/8/19 vs. Baltimore

### FEWEST POINTS ALLOWED

Season	150	1973
Game	0	27 times, last 10/18/20 vs. N.Y. Jets

### MOST POINTS, BOTH TEAMS

Game	96	at N.Y. Jets 51, Miami 45, ot (9/21/86)
	82	at Buffalo 56, Miami 26 (1/3/21)
	81	Buffalo 47, at Miami 34 (12/19/93)

### FEWEST POINTS, BOTH TEAMS

Game	3	at New England 3, Miami 0 (12/12/82)
	3	at Pittsburgh 3, Miami 0 (11/26/07)
	9	New England 6, at Miami 3 (11/20/88)

### MOST DECISIVE WIN

Game	52	52-0 vs. New England (11/12/72)
	44	44-0 vs. Baltimore (11/11/73)
	43	43-0 at N.Y. Jets (10/19/75)
	42	42-0 at Baltimore (9/10/78)
	42	45-3 vs. N.Y. Jets (11/24/86)
	42	42-0 vs. Kansas City (10/11/87)

### MOST DECISIVE LOSS

Game	*55	62-7 at Jacksonville (1/15/00)
	49	59-10 vs. Baltimore (9/8/19)
	45	48-3 vs. Kansas City (9/28/68)
	43	43-0 vs. New England (9/15/19)
	41	41-0 at Kansas City (10/8/67)
	41	41-0 at Indianapolis (12/14/97)

### MOST TOUCHDOWNS SCORED

Season	70	1984
Game	8	11/24/77 at St. Louis

### FEWEST TOUCHDOWNS SCORED

Season	26	1966, 2006, 2010
--------	----	------------------

### MOST TOUCHDOWNS ALLOWED

Season	57	2019
Game	8	9/18/66 at Buffalo
	*8	1/15/00 at Jacksonville
	8	9/8/19 vs. Baltimore
	8	1/3/21 at Buffalo

### FEWEST TOUCHDOWNS ALLOWED

Season	14	1973
--------	----	------

### MOST TOUCHDOWNS SCORED BY

#### RUSHING

Season	26	1972, 1975
Game	4	11 times, last 9/16/13 vs. Oakland

#### PASSING

Season	49	1984
Game	6	11/24/77 at St. Louis
	6	9/21/86 at N.Y. Jets
	6	9/18/22 at Baltimore

#### INTERCEPTION

Season	5	2001
Game	2	12/3/73 vs. Pittsburgh
	2	9/12/82 at N.Y. Jets
	2	12/16/83 vs. N.Y. Jets
	2	12/6/98 at Oakland
	2	10/26/14 at Jacksonville

#### KICKOFF RETURN

Season	2	2009
Game	2	11/1/09 at N.Y. Jets

#### PUNT RETURN

Season	2	1993
--------	---	------

#### FUMBLE RETURN

Season	3	1997
Game	2	10/11/87 vs. Kansas City
	2	9/1/96 vs. New England

#### BLOCKED PUNT RETURN

Season	2	1973
Game	2	11/11/73 vs. Baltimore





## TEAM RECORDS

### FEWEST TOUCHDOWNS SCORED BY

#### RUSHING

Season	4	2017
--------	---	------

#### PASSING

Season	12	2007, 1969
--------	----	------------

### MOST TOUCHDOWNS ALLOWED BY

#### RUSHING

Season	23	1986
Game	5	9/4/88 at Chicago
	5	9/8/19 vs. Baltimore
	5	10/9/22 at N.Y. Jets

#### PASSING

Season	39	2019
Game	6	10/21/07 vs. New England
	6	9/8/19 vs. Baltimore

#### INTERCEPTION

Season	8	2004
Game	2	12/18/88 at Pittsburgh
	2	11/23/97 at New England
	2	10/17/99 at New England
	2	11/18/01 vs. N.Y. Jets
	2	10/25/09 vs. New Orleans
	2	10/26/17 at Baltimore
	2	9/15/19 vs. New England

#### KICKOFF RETURN

Season	2	1994, 2007, 2010
--------	---	------------------

#### PUNT RETURN

Season	2	2008, 2020
--------	---	------------

#### FUMBLE RETURN

Season	3	1974
--------	---	------

#### BLOCKED FIELD GOAL RETURN

Season	1	1979, 1989, 2010, 2014
--------	---	------------------------

### FEWEST TOUCHDOWNS ALLOWED BY

#### RUSHING

Season	6	1998, 1999
--------	---	------------

#### PASSING

Season	5	1973
--------	---	------

### MOST POINTS AFTER TOUCHDOWN SCORED

Season	66	1984
Game	7	11/12/72 vs. New England
	7	11/24/77 at St. Louis
	7	9/3/95 vs. N.Y. Jets
	7	9/8/02 vs. Detroit

### MOST POINTS AFTER TOUCHDOWN SCORED, OPPONENT

Season	49	2007
Game	*8	1/15/00 at Jacksonville
	8	9/8/19 vs. Baltimore
	8	1/3/21 at Buffalo

### MOST FIELD GOALS SCORED

Season	39	1999
Game	7	12/8/19 at N.Y. Jets

### MOST FIELD GOALS SCORED, OPPONENT

Season	34	2013
Game	5	9/28/69 at Houston
	5	9/25/88 at Indianapolis
	*5	1/17/93 vs. Buffalo
	5	10/13/02 at Denver
	5	9/7/03 vs. Houston
	5	10/7/07 at Houston
	5	9/14/14 at Buffalo
	5	9/29/16 at Cincinnati
	5	12/24/17 at Kansas City

### MOST SAFETIES SCORED

Season	3	2005, 2014
Game	2	12/3/17 vs. Denver

### MOST SAFETIES SCORED, OPPONENT

Season	4	2015
Game	1	33 times, last 9/25/22 vs. Buffalo

### MOST 2-POINT CONVERSION ATTEMPTS

Season	10	1994
Game	4	at Indianapolis, 11/26/95

### MOST 2-POINT CONVERSION ATTEMPTS, OPPONENT

Season	5	1995, 2009, 2016, 2019
Game	2	Six times, last 12/22/19 vs. Cincinnati

### MOST 2-POINT CONVERSIONS

Season	6	1994
Game	2	at Indianapolis, 11/26/95

### MOST 2-POINT CONVERSIONS, OPPONENT

Season	5	2016
Game	2	12/22/19 vs. Cincinnati

### SCORE BY QUARTERS, DOLPHINS

1st –	21	12/20/70 vs. Buffalo
	21	10/2/77 vs. Houston
	21	12/5/04 vs. Buffalo
	21	10/25/15 vs. Houston
2nd –	28	12/17/67 vs. Boston
	24	10/23/77 vs. Seattle
	24	10/29/78 vs. Baltimore
	24	11/20/83 vs. Baltimore
	24	10/9/88 at L.A. Raiders
	24	12/1/91 vs. Tampa Bay
3rd –	21	11/3/74 vs. Atlanta
	21	9/12/82 at N.Y. Jets
	21	9/2/84 at Washington
	21	10/11/87 vs. Kansas City
	21	11/12/89 at N.Y. Jets
	21	10/18/92 vs. New England
	21	12/12/94 vs. Kansas City
	21	9/3/95 vs. N.Y. Jets
	21	10/29/00 vs. Green Bay
	21	11/1/09 at N.Y. Jets
	21	12/4/11 vs. Oakland
	21	12/17/16 at N.Y. Jets
4th –	28	9/18/22 at Baltimore
	25	10/10/99 at Indianapolis
	24	11/25/01 at Buffalo
	23	12/21/14 vs. Minnesota





## TEAM RECORDS

### SCORE BY QUARTERS, OPPONENT

1st –	24	9/28/68 vs. Kansas City
	*24	1/2/82 vs. San Diego
	*24	1/15/00 at Jacksonville
	24	12/9/07 at Buffalo
2nd –	31	12/14/97 at Indianapolis
	28	9/21/86 at N.Y. Jets
	28	10/21/07 vs. New England
	28	1/3/21 at Buffalo
3rd –	24	12/14/14 at New England
	21	12/19/93 vs. Buffalo
	21	12/4/94 vs. Buffalo
	21	10/5/10 vs. New England
4th –	21	11/13/17 at Carolina
	21	10/14/18 vs. Chicago
	30	10/23/00 at N.Y. Jets
	28	10/2/66 at San Diego
	28	12/15/91 at San Diego

### SCORE BY QUARTERS, BOTH TEAMS

1st –	35	12/5/04 vs. Buffalo
		Miami 21, Buffalo 14
	27	9/28/68 vs. Kansas City
		Kansas City 24, Miami 3
2nd –	42	9/21/86 at N.Y. Jets
		N.Y. Jets 28, Miami 14
	35	9/3/95 vs. N.Y. Jets
		Miami 21, N.Y. Jets 14
3rd –	35	10/21/07 vs. New England
		New England 28, Miami 7
	35	12/9/18 vs. New England
		New England 21, Miami 14
4th –	37	11/1/09 at N.Y. Jets
		Miami 21, N.Y. Jets 16
	29	9/4/94 vs. New England
		Miami 15, New England 14
1st –	28	12/10/67 vs. San Diego
		Miami 14, San Diego 14
	28	12/19/93 vs. Buffalo
		Buffalo 21, Miami 7
2nd –	28	11/27/94 at N.Y. Jets
		Miami 14, N.Y. Jets 14
	28	12/18/13 at Pittsburgh
		Miami 14, Pittsburgh 14
3rd –	28	12/24/16 at Buffalo
		Miami 14, Buffalo 14
	28	11/13/17 at Carolina
		Miami 7, Carolina 21
4th –	41	12/21/14 vs. Minnesota
		Miami 23, Minnesota 18
	39	10/10/99 at Indianapolis
		Miami 25, Indianapolis 14
	37	10/23/00 at N.Y. Jets
		N.Y. Jets 30, Miami 7

### MOST CONSECUTIVE QUARTERS HELD SCORELESS BY DOLPHINS

13 1973, 3rd Q in 8th through 3rd Q in 11th

### MOST CONSECUTIVE QUARTERS HELD SCORELESS BY OPPONENT

11 1970, 1st Q in 6th through 3rd Q in 8th

### SCORE BY HALVES, DOLPHINS

1st –	41	10/25/15 vs. Houston
	35	12/17/67 vs. Boston
	31	12/20/70 vs. Buffalo
	31	12/2/85 vs. Chicago
2nd –	31	12/7/86 at New Orleans
	35	9/18/22 at Baltimore
	31	9/22/85 vs. Kansas City
	31	12/12/94 vs. Kansas City
	31	9/3/95 vs. N.Y. Jets

### SCORE BY HALVES, OPPONENT

1st –	48	9/18/66 at Buffalo
2nd –	38	10/2/66 at San Diego
	36	10/25/09 vs. New Orleans

### SCORE BY HALVES, BOTH TEAMS

1st –	58	9/18/66 at Buffalo
		Buffalo 48, Miami 10
	52	9/21/86 at N.Y. Jets
		N.Y. Jets 31, Miami 21
2nd –	52	12/21/08 at Kansas City
		Kansas City 28, Miami 24
	52	9/8/19 vs. Baltimore
		Baltimore 42, Miami 10
3rd –	52	10/9/83 vs. Buffalo
		Miami 28, Buffalo 24

## TIME OF POSSESSION (SINCE 1977)

### HIGHEST TIME OF POSSESSION

Season	32:38	1979
Game	45:07	9/21/09 vs. Indianapolis
	43:39	12/7/87 vs. N.Y. Jets
	41:55	12/16/96 vs. Buffalo

### LOWEST TIME OF POSSESSION

Season	27:02	1988
Game	14:28	9/4/88 at Chicago
	16:32	10/1/89 at Houston
	18:02	10/27/96 vs. Dallas

### HIGHEST TIME OF POSSESSION ALLOWED

Season	32:58	1988
Game	46:29	10/4/81 vs. N.Y. Jets (OT)
	45:32	9/4/88 at Chicago
	44:53	10/27/97 vs. Chicago (OT)

### LOWEST TIME OF POSSESSION ALLOWED

Season	27:22	1979
Game	14:53	9/21/09 vs. Indianapolis
	16:21	12/7/87 vs. N.Y. Jets
	18:05	12/16/96 vs. Buffalo

## SCORING DRIVES

### LONGEST SCORING DRIVES

#### BY PLAYS

21	1/1/12 vs. N.Y. Jets (TD, 94 yards, 12:29)
18	11/11/07 vs. Buffalo (TD, 80 yards, 9:45)
18	9/14/08 at Arizona (TD, 89 yards, 7:04)
18	12/27/09 vs. Houston (FG, 61 yards, 4:18)
17	7 times (last: 10/4/20 vs. Seattle [FG, 73 yards, 7:59])



## TEAM RECORDS

### BY YARDS

99	9/10/78 at Baltimore (TD, 7 plays, 3:53)
99	9/24/89 vs. N.Y. Jets (TD, 7 plays, 1:27)
98	9/9/18 vs. Tennessee (TD, 12 plays, 5:21)
97	12/15/02 vs. Oakland (TD, 13 plays, 7:53)
97	12/28/14 vs. N.Y. Jets (TD, 1 play, 0:14)
97	10/18/15 at Tennessee (TD, 9 plays, 5:30)

### BY TIME OF POSSESSION

12:29	1/1/12 vs. N.Y. Jets (TD, 21 plays, 94)
10:30	10/16/94 vs. L.A. Raiders (FG, 10 plays, 65 yards)
10:16	12/10/01 vs. Indianapolis (TD, 15 plays, 78 yards)
10:09	11/9/09 at New England (TD, 16 plays, 66 yards)
10:01	10/27/74 vs. Baltimore (FG, 16 plays, 73 yards)

### LONGEST SCORING DRIVES, OPPONENTS

#### BY PLAYS

20	11/24/97 at Chicago (FG, 77 yards, 11:07)
20	9/25/22 vs. Buffalo (FG, 87 yards, 9:22)
19	Seven times, last: 12/22/13 at Buffalo (FG, 92 yards, 9:16)

#### BY YARDS

99	12/11/76 vs. Minnesota (TD, 16 plays, 9:07)
99	10/27/80 at N.Y. Jets (TD, 17 plays, 9:22)
99	9/30/01 at St. Louis (TD, 11 plays, 5:36)
99	9/12/11 vs. New England (TD, 1 play, 0:13)
99	12/11/16 vs. Arizona (TD, 12 plays, 6:43)
99	11/11/21 vs. Baltimore (TD, 9 plays, 4:12)

### BY TIME OF POSSESSION

12:45	12/14/75 at Baltimore (FG, 17 plays, 82 yards)
11:07	11/24/91 at Chicago (FG, 20 plays, 77 yards)
11:05	12/16/01 at San Francisco (TD, 17 plays, 98 yards)

## FIRST DOWNS

### MOST FIRST DOWNS

Season	387	1984
Game	36	12/21/14 vs. Minnesota
	34	11/24/77 at St. Louis
	34	12/12/88 vs. Cleveland

### FEWEST FIRST DOWNS

Season	200	1966
Game	6	11/14/99 at Buffalo
	6	12/12/10 at N.Y. Jets
	6	12/22/13 at Buffalo

### MOST FIRST DOWNS ALLOWED

Season	361	2019
Game	39	11/27/88 at N.Y. Jets
	*34	1/2/82 vs. San Diego
	34	11/18/84 at San Diego

### FEWEST FIRST DOWNS ALLOWED

Season	186	1972
Game	4	11/11/73 vs. Baltimore
	5	9/2/79 at Buffalo
	7	9/24/72 vs. Houston
	7	10/28/90 at Indianapolis

### MOST FIRST DOWNS, BOTH TEAMS

Season	701	1984
Game	*59	1/2/82 vs. San Diego
	59	10/9/83 vs. Buffalo
	59	11/27/88 at N.Y. Jets

### FEWEST FIRST DOWNS, BOTH TEAMS

Season	410	1973
Game	15	11/9/69 at Boston
	20	12/12/10 at N.Y. Jets
	21	Three times, last 11/11/73 vs. Baltimore

### MOST FIRST DOWNS

#### BY RUSHING

Season	170	1972
Game	19	10/29/72 at Baltimore
	19	11/24/77 at St. Louis

#### BY PASSING

Season	250	1986
Game	26	12/12/88 vs. Cleveland
	24	9/15/85 vs. Indianapolis
	24	9/21/86 at N.Y. Jets
	24	11/16/86 at Buffalo
	24	9/24/89 vs. N.Y. Jets

#### BY PENALTY

Season	41	2019
Game	7	11/8/15 at Buffalo
	6	12/4/66 at Denver
	6	11/26/67 vs. Buffalo
	6	9/8/96 at Arizona
	6	12/21/14 vs. Minnesota
	6	10/22/17 vs. N.Y. Jets

### FEWEST FIRST DOWNS

#### BY RUSHING

Season	61	2013
Game	0	10/15/67 at Boston
	*0	1/15/00 at Jacksonville
	*0	1/6/01 at Oakland
	0	9/19/04 at Cincinnati
	0	10/6/13 vs. Baltimore
	0	9/20/15 at Jacksonville
	0	11/24/15 at N.Y. Jets
	0	9/24/17 at N.Y. Jets

#### BY PASSING

Season	91	1973
Game	1	9/4/83 at Buffalo

#### BY PENALTY

Season	12	2013
--------	----	------

### MOST FIRST DOWNS ALLOWED

#### BY RUSHING

Season	155	1988
Game	**24	1/30/83 vs. Washington
	*18	12/30/95 at Buffalo
	18	9/13/20 at New England

#### BY PASSING

Season	215	2012
Game	26	10/11/21 at Tampa Bay
	23	11/27/88 at N.Y. Jets

#### BY PENALTY

Season	42	2005
Game	7	10/9/83 vs. Buffalo
	7	10/23/00 at N.Y. Jets (OT)
	7	11/13/16 at San Diego



## TEAM RECORDS

### FEWEST FIRST DOWNS ALLOWED

#### BY RUSHING

<b>Season</b>	66	1969
<b>Game</b>	0	12/20/70 vs. Buffalo
	0	10/13/74 at Washington
	*0	1/9/00 at Seattle
	0	9/14/03 at N.Y. Jets
	0	11/23/06 at Detroit
	0	11/2/08 at Denver
	0	10/4/09 vs. Buffalo
	0	9/30/12 at Arizona

#### BY PASSING

<b>Season</b>	78	1973
<b>Game</b>	0	12/8/68 vs. Boston
	1	11/5/79 vs. Houston
	1	12/12/82 at New England

#### BY PENALTY

<b>Season</b>	8	1973, 1974
---------------	---	------------

### TOTAL NET YARDS

#### MOST NET YARDS

<b>Season</b>	6,936	1984
<b>Game</b>	584	10/23/88 vs. N.Y. Jets
	*569	1/6/85 vs. Pittsburgh
	552	9/30/84 at St. Louis
	552	10/21/84 at New England

#### FEWEST NET YARDS

<b>Season</b>	3,458	1966
<b>Game</b>	88	10/12/80 at New England
	101	11/14/99 at Buffalo
	103	12/22/13 at Buffalo

#### MOST NET YARDS ALLOWED

<b>Season</b>	6,364	2019
<b>Game</b>	643	9/8/19 vs. Baltimore
	622	9/12/11 vs. New England
	597	11/27/88 at N.Y. Jets
	593	10/3/76 vs. Los Angeles

#### FEWEST NET YARDS ALLOWED

<b>Season</b>	3,281	1973
<b>Game</b>	76	10/21/73 vs. Buffalo
	117	10/17/71 vs. New England
	118	10/16/66 vs. Denver
	118	9/21/03 vs. Buffalo

#### MOST NET YARDS GAINED, BOTH TEAMS

<b>Season</b>	12,374	1986
<b>Game</b>	1,110	9/12/11 vs. New England
	1,066	9/21/86 at N.Y. Jets

#### FEWEST NET YARDS GAINED, BOTH TEAMS

<b>Season</b>	7,384	1973
<b>Game</b>	335	10/16/66 vs. Denver

### RUSHING

#### MOST RUSHING YARDS

<b>Season</b>	2,960	1972
<b>Game</b>	315	11/11/73 vs. Baltimore
	304	12/3/72 at New England
	302	10/24/71 at N.Y. Jets
	302	11/7/71 vs. Buffalo
	301	9/30/73 vs. New England

#### FEWEST RUSHING YARDS

<b>Season</b>	1,156	2019
<b>Game</b>	2	11/11/13 at Tampa Bay
	7	11/19/06 vs. Minnesota
	12	11/29/15 at N.Y. Jets
	14	11/19/90 vs. L.A. Raiders
	*14	1/9/99 at Denver
	14	12/23/13 at Buffalo

#### MOST RUSHING YARDS ALLOWED

<b>Season</b>	2,506	1988
<b>Game</b>	*341	12/30/95 at Buffalo
	305	12/18/88 at Pittsburgh
	299	9/30/07 vs. Oakland

#### FEWEST RUSHING YARDS ALLOWED

<b>Season</b>	1,430	1994
<b>Game</b>	14	11/2/08 at Denver
	16	9/2/66 vs. Oakland
	16	11/28/10 at Oakland

#### MOST RUSHING YARDS, BOTH TEAMS

<b>Season</b>	4,627	1978
<b>Game</b>	533	12/24/16 at Buffalo
	508	11/7/71 vs. Buffalo
	487	12/5/76 vs. Buffalo

#### FEWEST RUSHING YARDS, BOTH TEAMS

<b>Season</b>	2,920	1966
<b>Game</b>	67	9/8/13 at Cleveland
	74	11/23/98 at New England
	79	12/19/99 vs. San Diego

#### MOST RUSHING ATTEMPTS

<b>Season</b>	613	1972
<b>Game</b>	58	10/5/75 at Green Bay
	56	9/12/82 at N.Y. Jets
	55	11/24/77 at St. Louis

#### FEWEST RUSHING ATTEMPTS

<b>Season</b>	326	1967
<b>Game</b>	*8	1/8/95 at San Diego
	8	12/4/22 at San Francisco
	**9	1/20/85 vs. San Francisco
	9	9/7/86 at San Diego
	9	11/29/15 at N.Y. Jets
	9	10/10/21 at Tampa Bay

#### MOST RUSHING ATTEMPTS, OPPONENT

<b>Season</b>	557	1988
<b>Game</b>	*59	1/12/86 vs. New England
	54	9/4/88 at Chicago
	**52	1/30/83 vs. Washington
	*52	12/30/95 at Buffalo



## TEAM RECORDS

### FEWEST RUSHING ATTEMPTS, OPPONENT

<b>Season</b>	387	1970
<b>Game</b>	7	9/4/94 at Green Bay
	10	11/23/06 at Detroit
	10	12/11/17 vs. New England
	11	9/14/03 at N.Y. Jets
	11	9/21/09 vs. Indianapolis

### HIGHEST RUSHING AVERAGE

<b>Season</b>	5.00	1971
---------------	------	------

### LOWEST RUSHING AVERAGE

<b>Season</b>	3.12	1997
---------------	------	------

### HIGHEST RUSHING AVERAGE, OPPONENT

<b>Season</b>	4.88	1968
---------------	------	------

### LOWEST RUSHING AVERAGE, OPPONENT

<b>Season</b>	3.29	2003
---------------	------	------

## PASSING

### MOST NET YARDS PASSING

<b>Season</b>	5,018	1984
<b>Game</b>	521	10/23/88 vs. N.Y. Jets
	461	9/18/22 at Baltimore
	456	9/4/94 vs. New England
	446	9/24/89 vs. N.Y. Jets

### FEWEST NET YARDS PASSING

<b>Season</b>	1,582	1973
<b>Game</b>	22	11/23/69 vs. Houston
	*26	12/30/73 vs. Oakland
	26	9/4/83 at Buffalo

### MOST NET YARDS PASSING ALLOWED

<b>Season</b>	4,198	2019
<b>Game</b>	516	9/12/11 vs. New England
	449	9/21/86 at N.Y. Jets
	437	10/10/21 at Tampa Bay

### FEWEST NET YARDS PASSING ALLOWED

<b>Season</b>	1,290	1973
<b>Game</b>	1	10/21/73 vs. Buffalo
	11	11/5/79 vs. Houston
	13	12/12/82 at New England

### MOST NET YARDS PASSING, BOTH TEAMS

<b>Season</b>	8,336	1986
<b>Game</b>	884	9/21/86 at N.Y. Jets

### FEWEST NET YARDS PASSING, BOTH TEAMS

<b>Season</b>	2,872	1973
<b>Game</b>	72	12/12/82 at New England

### MOST GROSS YARDS PASSING

<b>Season</b>	5,146	1984
<b>Game</b>	521	10/23/88 vs. N.Y. Jets
	473	9/4/94 vs. New England
	470	12/2/84 vs. L.A. Raiders

### FEWEST GROSS YARDS PASSING

<b>Season</b>	1,675	1973
<b>Game</b>	*34	12/30/73 vs. Oakland
	46	9/4/83 at Buffalo
	46	12/21/03 at Buffalo

### MOST GROSS YARDS PASSING ALLOWED

<b>Season</b>	4,373	2020
<b>Game</b>	517	9/12/11 vs. New England
	479	9/21/86 at N.Y. Jets
	452	10/10/21 at Tampa Bay

### FEWEST GROSS YARDS PASSING ALLOWED

<b>Season</b>	1,604	1973
<b>Game</b>	13	12/12/82 at New England
	25	11/5/79 vs. Houston
	35	12/9/73 at Baltimore

### MOST PASS ATTEMPTS

<b>Season</b>	645	1986
<b>Game</b>	*66	12/30/95 at Buffalo
	65	12/4/05 vs. Buffalo
	62	10/22/06 vs. Green Bay

### FEWEST PASS ATTEMPTS

<b>Season</b>	256	1973
<b>Game</b>	*6	12/30/73 vs. Oakland
	**7	1/13/74 vs. Minnesota
	*8	1/2/72 vs. Baltimore

### MOST PASS ATTEMPTS, OPPONENT

<b>Season</b>	608	2021
<b>Game</b>	63	9/25/22 vs. Buffalo
	61	11/1/20 vs. L.A. Rams
	59	10/23/00 at N.Y. Jets (OT)
	58	10/4/92 at Buffalo
	56	11/18/84 at San Diego
	56	9/7/14 vs. New England
	56	12/22/19 vs. Cincinnati

### FEWEST PASS ATTEMPTS, OPPONENT

<b>Season</b>	320	1973
<b>Game</b>	5	12/12/82 at New England
	8	11/14/76 at Pittsburgh
	8	12/9/73 at Baltimore

### MOST PASS COMPLETIONS

<b>Season</b>	404	2021
<b>Game</b>	39	11/16/86 at Buffalo
	38	11/23/97 at New England
	36	1/3/21 at Buffalo
	36	9/18/22 at Baltimore

### FEWEST PASS COMPLETIONS

<b>Season</b>	133	1973
<b>Game</b>	3	10/15/73 at Cleveland
	*3	12/30/73 vs. Oakland

### MOST PASS COMPLETIONS, OPPONENT

<b>Season</b>	373	2021
<b>Game</b>	42	9/25/22 vs. Buffalo
	38	10/9/83 vs. Buffalo
	37	11/18/84 at San Diego
	37	12/4/16 at Baltimore

### FEWEST PASS COMPLETIONS, OPPONENT

<b>Season</b>	151	1973
<b>Game</b>	2	11/9/69 at Boston
	2	12/12/82 at New England
	4	11/14/76 at Pittsburgh



## TEAM RECORDS

### INTERCEPTIONS

#### MOST INTERCEPTIONS

<b>Season</b>	32	1978, 458 yards
<b>Game</b>	6	12/3/73 vs. Pittsburgh
	6	10/19/75 at N.Y. Jets
	6	9/10/78 at Baltimore
	6	11/21/82 at Buffalo
	6	10/16/83 at N.Y. Jets
	6	12/6/98 at Oakland

#### FEWEST INTERCEPTIONS

<b>Season</b>	8	2006, 116 yards
---------------	---	-----------------

#### MOST INTERCEPTIONS, OPPONENT

<b>Season</b>	32	1966, 370 yards
<b>Game</b>	6	11/13/66 at Kansas City

#### FEWEST INTERCEPTIONS, OPPONENT

<b>Season</b>	7	2008, 130 yards
---------------	---	-----------------

#### MOST INTERCEPTION RETURN YARDS

<b>Season</b>	522	1966
<b>Game</b>	218	10/4/92 at Buffalo

#### FEWEST INTERCEPTION RETURN YARDS

<b>Season</b>	66	2010
---------------	----	------

#### MOST INTERCEPTION RETURN YARDS, OPPONENT

<b>Season</b>	596	1969
<b>Game</b>	160	11/23/97 at New England
	151	12/2/84 vs. L.A. Raiders
	151	11/18/01 vs. N.Y. Jets

#### FEWEST INTERCEPTION RETURN YARDS, OPPONENT

<b>Season</b>	100	1985
---------------	-----	------

### PENALTIES

#### MOST PENALTIES

<b>Season</b>	137	2017, 1,154 yards
<b>Game</b>	18	10/9/05 at Buffalo
	17	11/19/17 vs. Tampa Bay

#### MOST YARDS PENALIZED

<b>Season</b>	1,154	2017, on 137
<b>Game</b>	149	10/12/03 at Jacksonville
	145	12/31/17 vs. Buffalo
	143	10/1/95 at Cincinnati

#### FEWEST PENALTIES

<b>Season</b>	48	1968, 485 yards
<b>Game</b>	0	12/23/67 vs. Houston
	0	12/8/68 vs. Boston
	0	9/29/91 at N.Y. Jets
	*0	1/10/93 vs. San Diego
	0	12/21/98 vs. Denver
	0	9/15/13 at Indianapolis

#### FEWEST YARDS PENALIZED

<b>Season</b>	416	1973, on 52
<b>Game</b>	0	12/23/67 vs. Houston
	0	12/8/68 vs. Boston
	0	9/29/91 at N.Y. Jets
	*0	1/10/93 vs. San Diego
	0	12/21/98 vs. Denver
	0	9/15/13 at Indianapolis

#### MOST PENALTIES, OPPONENT

<b>Season</b>	122	2017, 1,077 yards
<b>Game</b>	19	12/22/85 vs. Buffalo
	17	10/18/87 at N.Y. Jets
	15	10/9/83 vs. Buffalo

#### MOST YARDS PENALIZED, OPPONENT

<b>Season</b>	1,084	2019, on 111
<b>Game</b>	163	10/4/15 vs. N.Y. Jets (at London)
	156	9/20/69 at Oakland
	144	11/5/67 at Buffalo

#### FEWEST PENALTIES, OPPONENT

<b>Season</b>	59	1967, 691 yards
<b>Game</b>	0	10/4/20 vs. Seattle

#### FEWEST YARDS PENALIZED, OPPONENT

<b>Season</b>	525	1974, on 67
<b>Game</b>	0	10/4/20 vs. Seattle

#### MOST PENALTIES, BOTH TEAMS

<b>Season</b>	259	2017, 2,231 yards
<b>Game</b>	26	12/22/85 vs. Buffalo
	26	11/19/17 vs. Tampa Bay
	25	10/9/05 at Buffalo

#### MOST YARDS PENALIZED, BOTH TEAMS

<b>Season</b>	2,231	2017, on 259
<b>Game</b>	243	10/4/15 vs. N.Y. Jets (at London)
	230	10/3/70 vs. Oakland
	227	11/30/69 vs. Boston (at Tampa)

#### FEWEST PENALTIES, BOTH TEAMS

<b>Season</b>	112	1967, 1,181 yards
<b>Game</b>	2	12/23/67 vs. Houston
	2	11/11/73 vs. Baltimore
	2	12/12/82 at New England

#### FEWEST YARDS PENALIZED, BOTH TEAMS

<b>Season</b>	1,032	1973, on 113
<b>Game</b>	10	11/11/73 vs. Baltimore
	10	12/12/82 at New England
	13	9/15/13 at Indianapolis

### PUNTING

#### MOST PUNTS

<b>Season</b>	99	2004
<b>Game</b>	11	12/7/03 at New England

#### MOST PUNT YARDS

<b>Season</b>	4,380	2015, 47.6 average
<b>Game</b>	564	12/12/10 at N.Y. Jets
	501	12/22/13 at Buffalo



## TEAM RECORDS

### FEWEST PUNTS

Season	44	1972
Game	0	9/23/79 vs. Chicago
	0	10/12/86 vs. Buffalo
	0	12/12/88 vs. Cleveland
	0	12/28/03 vs. N.Y. Jets
	0	11/13/22 vs. Cleveland

### MOST PUNTS, OPPONENT

Season	102	2004
Game	11	11/11/73 vs. Baltimore
	11	12/7/03 at New England

### MOST PUNT YARDS, OPPONENT

Season	4,313	2011, 45.4 average
Game	475	9/20/98 vs. Pittsburgh

### FEWEST PUNTS, OPPONENT

Season	52	1967
Game	0	12/17/67 vs. Boston
	0	9/21/97 at Tampa Bay
	0	11/7/10 at Baltimore
	0	9/29/19 vs. L.A. Chargers
	1	24 times, last 11/13/22 vs. Cleveland

### MOST PUNTS, BOTH TEAMS

Season	201	2004
Game	22	12/7/03 at New England

### FEWEST PUNTS, BOTH TEAMS

Season	116	1995
Game	1	10/12/86 vs. Buffalo
	1	11/13/22 vs. Cleveland
	2	9/23/79 vs. Chicago
	2	12/12/88 vs. Cleveland

### HIGHEST PUNTING AVERAGE

Season	49.7	2012, 76 punts
x-Game	58.8	9/23/12 vs. N.Y. Jets

### HIGHEST PUNTING AVERAGE, OPPONENT

Season	46.7	2008, 61 punts
x-Game	56.7	11/24/13 vs. Carolina

x - minimum 4 punts

## PUNT RETURNS

### MOST PUNT RETURNS

Season	55	1983, 581 yards
Game	7	10/19/69 at Kansas City
	7	9/19/04 at Cincinnati
	7	11/24/13 vs. Carolina

### MOST PUNT RETURN YARDS

Season	581	1983, 55 returns
Game	123	10/19/69 at Kansas City
	123	12/13/93 vs. Pittsburgh

### MOST PUNT RETURNS, OPPONENT

Season	50	2015, 526 yards
Game	9	12/12/10 at N.Y. Jets
	8	9/9/66 vs. N.Y. Jets
	8	12/24/05 vs. Tennessee

### MOST PUNT RETURN YARDS, OPPONENT

Season	526	2015, 50 returns
Game	116	12/16/18 at Minnesota
	115	10/12/80 at New England
	113	11/16/08 vs. Oakland

## KICKOFF RETURNS

### MOST KICKOFF RETURNS

Season	78	2007, 1,552 yards
Game	9	9/18/66 at Buffalo
	9	9/7/86 at San Diego
	*9	1/12/91 at Buffalo
	*9	1/15/00 at Jacksonville
	9	12/2/07 vs. N.Y. Jets

### MOST KICKOFF RETURN YARDS

Season	1,739	2009, 75 returns
Game	299	11/1/09 at N.Y. Jets
	245	12/5/71 at New England

### MOST KICKOFF RETURNS, OPPONENT

Season	85	1995, 1,782 yards
Game	9	11/24/77 at St. Louis
	9	9/3/95 vs. N.Y. Jets

### MOST KICKOFF RETURN YARDS, OPPONENT

Season	1,782	1995, 85 returns
Game	251	12/12/94 vs. Kansas City
	248	9/21/08 at New England

## SACKS

### MOST SACKS

Season	49.0	1983, 363 yards
	49.0	2005, 375 yards
Game	9.0-59.0	10/21/73 vs. Buffalo
	8.0-61.0	9/20/81 at Houston
	8.0-57.0	9/13/98 vs. Buffalo
	8.0-47.0	12/6/98 at Oakland
	8.0-34.0	11/28/04 at San Francisco
	8.0-53.0	11/23/06 at Detroit
	8.0-55.0	9/30/12 at Arizona
	8.0-54.0	12/27/21 at New Orleans

### FEWEST SACKS

Season	16.0	1966, 180 yards
--------	------	-----------------

### MOST SACKS, OPPONENT

Season	58.0	2013, 399 yards and 2019, 313 yards
Game	9.0-53.0	10/17/99 at New England
	9.0-60.0	12/11/11 vs. Philadelphia
	9.0-71.0	12/16/18 at Minnesota

### FEWEST SACKS, OPPONENT

Season	7.0	1988, 41 yards
--------	-----	----------------

### MOST CONSECUTIVE GAMES WITH NO SACKS ALLOWED

19 5th through 16th in 1988 and 1st through 7th in 1989

### MOST SACKS, BOTH TEAMS

Season	100.0	2013, 671 yards
--------	-------	-----------------



## TEAM RECORDS

### FEWEST SACKS, BOTH TEAMS

Season	31.0	1988, 208 yards
--------	------	-----------------

### FUMBLES

#### MOST FUMBLES

Season	42	2004
Game	8	12/9/07 at Buffalo
	7	10/6/96 vs. Seattle

#### MOST FUMBLES LOST

Season	20	1985
Game	5-5	9/25/83 vs. Kansas City
	*6-5	1/15/00 at Jacksonville
	4-4	10/15/67 at Boston
	5-4	11/15/70 vs. New Orleans
	4-4	9/19/71 at Denver
	*5-4	1/12/86 vs. New England
	4-4	9/7/86 at San Diego
	5-4	10/18/90 vs. New England
	4-4	12/27/98 at Atlanta

### FEWEST FUMBLES

Season	12	2000
--------	----	------

#### MOST FUMBLES, OPPONENT

Season	38	1971, 1983
Game	7	11/7/71 vs. Buffalo
	7	9/18/77 at Buffalo
	7	10/23/83 at Baltimore
	7	12/4/94 vs. Buffalo

#### MOST FUMBLES LOST, OPPONENT

Season	21	1971, 1978
--------	----	------------

### TAKEAWAY/GIVEAWAY

#### BEST RATIO

Season	+23	1978, 53 TAs, 30 GAs
	+18	1972, 46 TAs, 28 GAs

#### WORST RATIO

Season	-18	1989, 23 TAs, 41 GAs
	-17	2004, 25 TAs, 42 GAs

#### MOST TAKEAWAYS

Season	53	1978, 21 FRs, 32 INTs
	46	1966, 15 FRs, 31 INTs
	46	1972, 20 FRs, 26 INTs

#### FEWEST TAKEAWAYS

Season	15	2017, 6 FRs, 9 INTs
--------	----	---------------------

#### MOST TAKEAWAYS, OPPONENT

Season	44	1967, 16 FRs, 28 INTs
--------	----	-----------------------

#### FEWEST TAKEAWAYS, OPPONENT

Season	13	2008, 6 FRs, 7 INTs
--------	----	---------------------

### BLOCKED PUNTS

#### MOST BLOCKED PUNTS

Season	3	2014
--------	---	------





## ALL-TIME LEADERS

(**boldface** indicates active player)

RUSHING						
	PLAYER	YEARS	NO.	YDS.	AVG.	LG TD
1.	Larry Csonka	1968-74, 1979	1,506	6,737	4.5	54t 53
2.	Ricky Williams	2002-03, 2005, 2007-10	1,509	6,436	4.3	68t 48
3.	Ronnie Brown	2005-10	1,128	4,815	4.3	65t 36
4.	Mercury Morris	1969-75	754	3,877	5.1	70t 29
5.	Jim Kiick	1968-74	997	3,644	3.7	56 28
6.	Tony Nathan	1979-87	732	3,543	4.8	46 16
7.	Karim Abdul-Jabbar	1996-99	888	3,063	3.4	45 33
8.	Lamar Miller	2012-15	638	2,930	4.6	97t 19
9.	Mark Higgs	1990-94	702	2,648	3.8	31 14
10.	Delvin Williams	1978-80	643	2,632	4.1	65 13
11.	Andra Franklin	1981-84	622	2,232	3.6	29 22
12.	Benny Malone	1974-78	503	2,129	4.2	66t 16
13.	Lamar Smith	2000-01	622	2,107	3.4	68t 20
14.	Reggie Bush	2011-12	443	2,072	4.7	76t 12
15.	Bernie Parmalee	1992-98	513	1,959	3.8	47t 15
16.	Lorenzo Hampton	1985-89	500	1,949	3.9	54t 22
17.	Jay Ajayi	2015-17	447	1,924	4.3	62t 9
18.	Sammie Smith	1989-91	509	1,787	3.5	33 15
19.	Woody Bennett	1980-88	419	1,744	4.2	25 9
20.	Kenyan Drake	2016-19	333	1,532	4.6	66t 9
21.	Don Nottingham	1973-77	365	1,524	4.2	56 25
22.	Norm Bulaich	1975-79	340	1,498	4.4	63 17
23.	Daniel Thomas	2011-14	409	1,480	3.6	55 10
24.	Gary Davis	1976-79	317	1,389	4.4	65t 7
25.	<b>Myles Gaskin</b>	<b>2019-22</b>	<b>361</b>	<b>1,355</b>	<b>3.8</b>	<b>30 7</b>
26.	Troy Stradford	1987-90	343	1,332	3.9	51 10
27.	Ryan Tannehill	2012-18	248	1,210	4.9	48 6
28.	Travis Minor	2001-06	277	1,133	4.1	56t 8
29.	Ron Davenport	1985-89	274	1,127	4.1	64 13
30.	Terry Kirby	1993-95	287	1,037	3.6	38 9
31.	Bob Griesse	1967-80	261	994	3.8	35 7
32.	Sammy Morris	2004-06	240	981	4.1	55 8
33.	Irving Spikes	1994-97	252	934	3.7	49 8
34.	Leroy Harris	1977-78	214	929	4.3	77t 6
35.	Jay Fiedler	2000-04	201	834	4.1	30 11
36.	David Woodley	1980-83	173	771	4.5	29 9
37.	J.J. Johnson	1999-01	219	748	3.4	34 5
38.	Frank Gore	2018	156	722	4.6	39 0
39.	<b>Raheem Mostert</b>	<b>2015, 2022</b>	<b>136</b>	<b>610</b>	<b>4.5</b>	<b>25 3</b>
40.	Joe Carter	1984-86	118	589	5.0	35 1
41.	Stan Mitchell	1966-70	173	548	3.1	30 4
42.	Joe Auer	1966-67	165	544	3.3	41 5
43.	Marc Logan	1989-91	140	523	3.7	17 2
44.	Jesse Chatman	2005, 2007	128	515	4.0	30 1
45.	John Avery	1998-99	143	503	3.5	44 2
46.	<b>Salvon Ahmed</b>	<b>2020-22</b>	<b>134</b>	<b>482</b>	<b>3.6</b>	<b>31 3</b>
47.	Damien Williams	2014-17	133	477	3.6	69 3
48.	Bobby Humphrey	1992	102	471	4.6	21 1
49.	Hubert Ginn	1970-75	101	415	4.1	46 3
50.	Cecil Collins	1999	131	414	3.2	25t 2
51.	Ryan Fitzpatrick	2019-20	84	394	4.7	20 6
52.	David Overstreet	1983	85	392	4.6	44 1
53.	Keith Byars	1993-96	98	377	3.8	77t 6
54.	Chris Chambers	2001-07	41	355	8.7	61 0
55.	Duke Johnson	2021	71	330	4.7	27 3
56.	Kalen Ballage	2018-19	110	326	3.0	75t 4
57.	Sam Price	1966-68	82	313	3.8	38 1
58.	<b>Tua Tagovailoa</b>	<b>2020-22</b>	<b>100</b>	<b>300</b>	<b>3.0</b>	<b>23 6</b>
59.	Abner Haynes	1967	56	274	4.9	65t 2
60.	Lousaka Polite	2008-10	86	270	3.1	14 1
61.	Cookie Gilchrist	1966	72	262	3.6	22 0





## ALL-TIME LEADERS

RUSHING						
	PLAYER	YEARS	NO.	YDS.	AVG.	LG TD
62.	Matt Breida	2020	59	254	4.3	24 0
63.	Terry Robiskie	1980-81	78	250	3.2	36 2
64.	Nat Moore	1974-86	40	249	6.2	36 1
65.	Patrick Laird	2019-21	76	244	3.2	18 1
66.	<b>Jeff Wilson Jr.</b>	<b>2022</b>	<b>44</b>	<b>238</b>	<b>5.4</b>	<b>28 2</b>
67.	Steve Howell	1979-81	68	235	3.4	23 1
68.	Billy Joe	1966	71	232	3.3	14 0
69.	Charles Leigh	1971-74	48	228	4.8	34t 1
70.	Tom Vigorito	1981-85	54	215	4.0	33t 2
	Stan Winfrey	1975-77	55	215	3.9	13 1
72.	Stanley Pritchett	1996-99	63	211	3.3	25 2
73.	Eddie Hill	1981-84	52	209	4.0	24 1
74.	Autry Denson	1999-00	59	206	3.5	20 0
75.	Mark Walton	2019	53	201	3.8	19 0
76.	Ronald Scott	1987	47	199	4.2	24 3
77.	Jack Harper	1967-68	41	197	4.8	37t 1
78.	Chad Henne	2008-11	66	196	3.0	20 2
79.	Freddie Solomon	1975-77	14	190	13.6	59t 1
80.	Jerris McPhail	1996-97	23	174	7.6	71t 1
81.	James McKnight	2001-03	15	172	11.5	68t 1
82.	Patrick Cobbs	2006-10	37	171	4.6	44 2
83.	Paul Warfield	1970-74	16	166	10.4	39 0
84.	Pete Johnson	1984	68	159	2.3	9 9
	Larry Seiple	1967-77	16	159	9.9	34 0
86.	Knowshon Moreno	2014	31	148	4.8	15 1
87.	Jim Jensen	1981-92	26	142	5.5	23 0
88.	Leonard Henry	2002-04	46	141	3.1	53 0
89.	George Wilson	1966	27	137	5.1	37 0
90.	Thurman Thomas	2000	28	136	4.9	25 0
91.	Rick Casares	1966	43	135	3.1	10 0
92.	Ray Lucas	2001-02	44	132	3.0	17 3
93.	Tony Paige	1990-92	49	131	2.7	11 3
94.	Lex Hilliard	2009-11	39	130	3.3	18 2
95.	Lorenzo Booker	2007	28	125	4.5	22 0
	Malcolm Brown	2021	33	125	3.8	24t 1
97.	Ted Ginn, Jr.	2007-09	16	124	7.8	40t 2
	Damon Huard	1997-00	28	124	4.4	25 0
99.	Jonas Gray	2015	31	122	3.9	16 0
100.	Chase Edmonds	2022	42	120	2.9	28 2
	Earl Morrall	1972-76	23	120	5.2	31t 1
102.	Jarvis Landry	2014-17	26	119	4.6	22t 1
	Phillip Lindsay	2021	38	119	3.1	9 0
104.	Rob Konrad	1999-04	38	114	3.0	18t 1
105.	Aaron Craver	1991-94	29	110	3.8	19 1
106.	Cleo Lemon	2005-07	34	109	3.2	11 4
107.	Mark Clayton	1983-92	14	108	7.7	30 0
	Gene Milton	1968-69	9	108	12.0	34 0
109.	Robert Edwards	2002	20	107	5.4	19 1
110.	Samkon Gado	2007	35	104	3.0	20t 3
111.	Scott Secules	1989-91	16	103	6.4	17 1
112.	Scott Mitchell	1990-93	29	99	3.4	32 0
113.	Kyle Mackey	1987	17	98	5.8	17 2
114.	Brandon Bolden	2018	8	91	11.4	54t 2
115.	Dan Marino	1983-99	301	87	0.3	15 9
116.	DeAndre Washington	2020	28	86	3.1	16 0
117.	Pat White	2009	21	81	3.9	33 0
118.	Albert Wilson	2018-19, 21	17	78	4.6	28 0
119.	George Chesser	1966-67	18	77	4.3	19 0
120.	Tyler Thigpen	2009-10	14	74	5.3	12 0
121.	Frank Jackson	1966-67	3	70	23.3	48 0
	Jacoby Brissett	2021	19	70	3.7	19 1
123.	Chad Pennington	2008-10	33	69	2.1	16 1



## ALL-TIME LEADERS

RUSHING						
	PLAYER	YEARS	NO.	YDS.	AVG.	LG TD
124.	Matt Moore	2011-17	46	66	1.4	16 2
125.	Brian Hartline	2009-14	7	65	9.3	30 1
	Larry Izzo	1996-00	2	65	32.5	39 0
127.	Lamar Gordon	2004	35	64	1.8	11 0
	Steve Slaton	2011	17	64	3.8	28 1
129.	Gus Frerotte	2005	27	61	2.3	14 0
	Bob Torrey	1979	13	61	4.7	17 1
131.	Clarence Bailey	1987	10	55	5.5	13 0
	Arian Foster	2016	22	55	2.5	9 0
133.	Brock Forsey	2004	19	53	2.8	15 0
134.	O.J. McDuffie	1993-01	15	49	3.3	12 0
	Mike Wallace	2013-14	7	49	7.0	13 0
136.	Jim Braxton	1978	20	48	2.4	15 2
137.	Nick Giaquinto	1980-81	8	47	5.9	20 0
138.	Mark Konecny	1987	6	46	7.7	19 0
139.	John Tagliaferri	1987	13	45	3.5	7 1
140.	Lawrence Phillips	1997	18	44	2.4	8 0
141.	Jakeem Grant Sr.	2016-21	12	43	3.6	29 1
142.	Bernie Kosar	1994-96	9	42	4.7	17 1
143.	Rickey Isom	1987	9	41	4.6	8 1
	Rick Norton	1966-69	19	41	2.2	13 0
145.	James Saxon	1992-94	17	36	2.1	9 0
146.	Duriel Harris	1976-83, 1985	3	33	11.0	20 0
	Jordan Howard	2020	28	33	1.2	8 4
	Matt Turk	2000-01, 2003-04	4	33	8.3	23 0
149.	Lynn Bowden Jr.	2020	9	32	3.6	11 0
	Jay Cutler	2017	19	32	1.7	9 0
	Trent Green	2007	7	32	4.6	23 0
152.	Rich Diana	1982	8	31	3.9	7 0
153.	Davone Bess	2008-12	7	30	4.3	13 0
	<b>Tyreek Hill</b>	<b>2022</b>	<b>6</b>	<b>30</b>	<b>5.0</b>	<b>10 0</b>
	Senorise Perry	2017-18	8	30	3.8	12 0
156.	Tom Brown	1987-89	16	29	1.8	6 0
157.	Lee Suggs	2006	6	26	4.3	7 0
	Marcus Thigpen	2012-13	7	26	3.7	9 0
159.	Marlon Moore	2010-13	2	25	12.5	16 0
160.	Craig Erickson	1996-98	15	24	1.6	12 0
	Joey Harrington	2006	19	24	1.3	7 0
	John Stofa	1966-67, 1969-70	7	24	3.4	14 1
163.	Marty Booker	2004-07	6	23	3.8	18 0
	<b>Clayton Fejedelem</b>	<b>2020-22</b>	<b>4</b>	<b>23</b>	<b>5.8</b>	<b>22 0</b>
165.	Isaiah Pead	2016	8	22	2.8	4 0
166.	<b>Teddy Bridgewater</b>	<b>2022</b>	<b>2</b>	<b>21</b>	<b>10.5</b>	<b>11 0</b>
	Joe Cribbs	1988	5	21	4.2	11 0
	Mike Gillislee	2013-14	6	21	3.5	6 0
	Brock Osweiler	2018	8	21	2.6	7 0
	Dedric Ward	2001-02	2	21	10.5	16 0
171.	Daunte Culpepper	2006	10	20	2.0	7 1
	Don Strock	1974-87	51	20	0.4	18 2
	<b>Jaylen Waddle</b>	<b>2021-22</b>	<b>4</b>	<b>20</b>	<b>5.0</b>	<b>9 1</b>
174.	Brandon Marshall	2010-11	3	16	5.3	13 0
	Samaje Perine	2019	5	16	3.2	9 0
176.	Charles Clay	2011-14	7	15	2.1	13 1
	Brian Griese	2003	5	15	3.0	9 0
178.	Leonte Carroo	2016-18	1	14	14.0	14 0
	MarQueis Gray	2016-17	5	14	2.8	5 0
	Garrett Limbrick	1990	5	14	2.8	5 0
	<b>Skylar Thompson</b>	<b>2022</b>	<b>10</b>	<b>14</b>	<b>1.4</b>	<b>9 0</b>
182.	A.J. Feeley	2004-05	14	13	0.9	7t 1
	Jovorskis Lane	2012	13	13	1.0	4 2
	Josh Rosen	2019	3	13	4.3	6 0
	Tom Orosz	1981-82	1	13	13.0	13 0



## ALL-TIME LEADERS

RUSHING						
	PLAYER	YEARS	NO.	YDS.	AVG.	LG TD
187.	Gary Tucker	1968	4	13	3.3	7 0
	John Beck	2007-08	9	12	1.3	8 1
	Marlin Briscoe	1972-74	3	12	4.0	17 0
	Charles Jordan	1996-98	3	12	4.0	16 0
191.	Ron Moore	1998	4	12	3.0	4 0
	Terry Anderson	1977-78	1	11	11.0	11 0
	Terry Cole	1971	3	11	3.7	4 0
	Isaiah Ford	2019-21	1	11	11.0	11 0
195.	Cleveland Gary	1994	7	11	1.6	4 0
	Nuu Faaola	1989	2	10	5.0	5 0
	Pete Roth	1987	3	10	3.3	9 0
	LaMichael James	2014-15	3	9	3.0	5 0
197.	Vick King	2004	4	9	2.3	3 0
	David Fales	2017	4	8	2.0	3 1
	Randy McMichael	2002-06	1	8	8.0	8 0
	<b>Cedrick Wilson Jr.</b>	<b>2022</b>	<b>1</b>	<b>8</b>	<b>8.0</b>	<b>8 0</b>
202.	Jimmy Hines	1969	1	7	7.0	7 0
	John Kidd	1994-97	2	7	3.5	4 0
	Hendrick Lusk	1998	1	7	7.0	7 0
	Rishard Matthews	2012-15	2	7	3.5	4 0
207.	Preston Williams	2019-21	1	7	7.0	7 0
	Kevin Curtis	2010	1	6	6.0	6 0
	Todd Doxzon	1998	2	6	3.0	3 0
	Craig Ellis	1986	3	6	2.0	2 0
214.	<b>Alec Ingold</b>	<b>2022</b>	<b>5</b>	<b>6</b>	<b>1.2</b>	<b>2 1</b>
	Tony Martin	1989-93, 1999-00	4	6	1.5	8 0
	De'Lance Turner	2019	4	6	1.5	5 0
	Dick Wood	1966	5	6	1.2	7 1
221.	Reagan Mauia	2007	4	5	1.3	3 0
	Malcolm Perry	2020	3	5	1.7	6 0
	Sage Rosenfels	2002-05	9	5	0.6	12 0
	Kory Sheets	2009-10	1	5	5.0	5 0
225.	Don Testerman	1980	1	5	5.0	5 0
	Wes Welker	2004-06	1	5	5.0	5 0
	Robert Wilson	1994-96	2	5	2.5	5 0
	Clyde Gates	2011	1	4	4.0	4 0
230.	Nate Jacquet	1998-99	1	4	4.0	4 0
	Clive Walford	2019	0	4	0.0	4 0
	<b>Durham Smythe</b>	<b>2018-22</b>	<b>4</b>	<b>4</b>	<b>1.0</b>	<b>2 1</b>
	Fred Banks	1987-93	1	3	3.0	3 0
235.	Chris Clemons	2009-13	1	3	3.0	3 0
	Larry Cowan	1982	1	3	3.0	3 0
	Roosevelt Potts	1997	1	3	3.0	3 0
	Leslie Shepherd	2000	4	3	0.8	14 0
238.	Orleans Darkwa	2014	4	2	0.5	7 0
	Matt Haack	2017-20	1	2	2.0	2 0
	Bruce Hardy	1978-89	1	2	2.0	2 0
	Larry Johnson	2011	1	2	2.0	2 0
246.	Ray Nealy	1997	1	2	2.0	2 0
	Greg Camarillo	2007-09	2	1	0.5	6 0
	JP Losman	2011	2	1	0.5	1 0
	Michael Palardy	2021	1	1	1.0	1 0
247.	Matt Darr	2015-16	1	0	0.0	0 0
	Jim Del Gaizo	1972, 1975	1	0	0.0	0 0
	Heath Evans	2005	1	0	0.0	0 0
	Brandon Fields	2007-14	3	0	0.0	0 0
	Kim Hammond	1968	1	0	0.0	0 0
	Clayton Heath	1976	1	0	0.0	0 0
	Donnie Jones	2005-06	2	0	0.0	0 0
	Barry Pryor	1969-70	2	0	0.0	5 0
	Doug Pederson	1993	2	-1	-0.5	5 0
	Danny Amendola	2018	1	-2	-2.0	-2 0



## ALL-TIME LEADERS

### RUSHING

	PLAYER	YEARS	NO.	YDS.	AVG.	LG	TD
	Obafemi Ayanbadejo	2003	1	-2	-2.0	-2	0
	Guy Benjamin	1978-79	1	-2	-2.0	-2	0
	Bert Emanuel	2000	3	-2	-0.7	0	0
	Mike Michel	1977	1	-2	-2.0	-2	0
	Doug Moreau	1966-69	1	-2	-2.0	-2	0
	Scott Zolak	1999	2	-2	-1.0	-1	0
254.	Jack Clancy	1967-69	3	-4	-1.3	2	0
	Steve DeBerg	1993	4	-4	-1.0	-1	0
	Irving Fryar	1993-95	3	-4	-1.3	2	0
257.	Olindo Mare	1997-06	1	-5	-5.0	-5	0
258.	George Roberts	1978-80	1	-7	-7.0	-7	0
259.	Reggie Roby	1983-92	5	-8	-1.6	0	0
260.	George Mira	1971	6	-9	-1.5	3	0
261.	Mark Duper	1982-92	1	-10	-10.0	-10	0
262.	Ferrell Edmunds	1988-92	2	-15	-7.5	-4	0
263.	Karl Noonan	1966-71	2	-20	-10.0	-9	0

### PASSING

	PLAYER	YEARS	ATT.	COMP.	YDS.	PCT.	TD	INT	RATE
1.	Dan Marino	1983-99	8,358	4,967	61,361	59.4	420	252	86.4
2.	Bob Griese	1967-80	3,429	1,926	25,092	56.2	192	172	77.1
3.	Ryan Tannehill	2012-18	2,911	1,829	20,434	62.8	123	75	87.0
4.	Jay Fiedler	2000-04	1,603	936	11,040	58.4	66	63	76.8
5.	<b>Tua Tagovailoa</b>	<b>2020-22</b>	<b>1,023</b>	<b>675</b>	<b>7,471</b>	<b>66.0</b>	<b>49</b>	<b>20</b>	<b>95.3</b>
6.	Chad Henne	2008-11	1,065	646	7,114	60.7	31	37	75.7
7.	David Woodley	1980-83	961	508	5,928	52.9	34	42	65.4
8.	Ryan Fitzpatrick	2019-20	769	494	5,620	64.2	33	21	89.0
9.	Don Strock	1974-87	688	388	4,613	56.4	39	37	73.5
10.	Matt Moore	2011-17	591	359	4,298	60.7	29	19	86.0
11.	Chad Pennington	2008-10	552	373	4,085	67.6	20	9	94.5
12.	Gus Frerotte	2005	494	257	2,996	52.0	18	13	71.9
13.	Jay Cutler	2017	429	266	2,666	62.0	19	14	80.8
14.	Earl Morrall	1972-76	284	153	2,335	53.9	17	17	76.2
15.	Joey Harrington	2006	388	223	2,236	57.5	12	15	68.2
16.	Cleo Lemon	2005-07	377	211	2,185	56.0	8	7	72.2
17.	A.J. Feeley	2004-05	356	191	1,893	53.7	11	15	61.7
18.	Scott Mitchell	1990-93	241	135	1,805	56.0	12	9	81.0
19.	Rick Norton	1966-69	377	156	1,751	41.4	6	30	28.1
20.	Damon Huard	1997-00	288	170	1,691	59.0	9	8	74.6
21.	Steve DeBerg	1993	188	113	1,521	60.1	6	7	81.0
22.	Jacoby Brissett	2021	225	141	1,283	62.7	5	4	78.1
23.	Brock Osweiler	2018	178	113	1,247	63.5	6	4	86.0
24.	Ray Lucas	2001-02	163	94	1,090	57.7	4	6	70.8
25.	Dick Wood	1966	230	83	993	36.1	4	14	30.6
26.	Trent Green	2007	141	85	987	60.3	5	7	72.6
	Bernie Kosar	1994-96	152	105	987	69.1	5	6	81.2
28.	Craig Erickson	1996-98	127	68	945	53.5	4	3	78.4
29.	Daunte Culpepper	2006	134	81	929	60.4	2	3	77.0
30.	John Stofa	1966-67, 1969-70	135	61	862	45.2	7	6	65.1
31.	Brian Griese	2003	130	74	813	56.9	5	6	69.2
32.	Sage Rosenfels	2002-05	109	54	776	49.5	6	6	68.4
33.	George Wilson, Jr.	1966	112	46	764	41.1	5	10	42.4
34.	Kyle Mackey	1987	109	57	604	52.3	3	5	58.8
35.	Josh Rosen	2019	109	58	567	53.2	1	5	52.0
36.	John Beck	2007-08	107	60	559	56.1	1	3	62.0
37.	<b>Teddy Bridgewater</b>	<b>2022</b>	<b>60</b>	<b>37</b>	<b>522</b>	<b>61.7</b>	<b>3</b>	<b>3</b>	<b>85.6</b>
38.	Tyler Thigpen	2009-10	70	37	518	52.9	3	4	67.4
39.	Scott Secules	1989-92	70	33	393	47.1	2	5	44.5
40.	<b>Skylar Thompson</b>	<b>2022</b>	<b>53</b>	<b>28</b>	<b>278</b>	<b>52.8</b>	<b>0</b>	<b>2</b>	<b>52.2</b>
41.	David Fales	2017	43	29	265	67.4	1	1	82.0
42.	Jim Del Gaizo	1972, 1975	9	5	165	55.6	2	1	100.5
43.	George Mira	1971	30	11	159	36.7	1	1	51.9
44.	Ron Jaworski	1987-88	14	9	123	64.3	1	0	116.1



## ALL-TIME LEADERS

PASSING								
PLAYER	YEARS	ATT.	COMP.	YDS.	PCT.	TD	INT	RATE
45. Guy Benjamin	1978-79	12	9	119	75.0	1	1	99.0
46. Kim Hammond	1968	26	13	116	50.0	0	2	30.3
47. Jim Jensen	1981-92	7	4	102	57.1	2	0	141.4
48. Marlin Briscoe	1972-74	4	3	72	75.0	0	0	116.7
Albert Wilson	2018-19, 21	4	2	72	50.0	1	0	135.4
50. Larry Seiple	1967-77	3	3	69	100.0	0	0	118.8
51. Ronnie Brown	2005-10	12	4	63	33.3	2	0	91.3
52. Tony Nathan	1979-87	8	4	61	50.0	1	0	115.1
53. JP Losman	2011	10	6	60	60.0	0	0	77.1
54. Marty Booker	2004-07	3	1	48	33.3	0	0	81.9
Mark Clayton	1983-92	2	1	48	50.0	1	1	95.8
56. Doug Pederson	1993	8	4	41	50.0	0	0	65.1
57. Jim Kiick	1968-74	3	2	38	66.7	0	0	109.7
58. Lynn Bowden Jr.	2020	2	1	32	50.0	0	0	95.8
59. Terry Kirby	1993-95	1	1	31	100.0	1	0	158.3
Nat Moore	1974-86	2	1	31	50.0	0	0	95.8
61. Danny Amendola	2018	1	1	28	100.0	1	0	158.3
62. Jack Clancy	1967-69	1	1	17	100.0	0	0	118.8
63. Eddie Hill	1981-84	2	1	14	50.0	0	0	72.9
64. Keith Byars	1993-96	2	1	11	50.0	1	0	106.3
Archie Roberts	1967	10	5	11	50.0	0	1	16.7
66. Jarvis Landry	2014-17	3	1	9	33.3	0	0	42.4
67. Scott Stankavage	1987	7	4	8	57.1	0	1	22.6
68. Troy Stradford	1987-90	2	1	6	50.0	0	0	56.3
69. Kenny Stills	2015-18	1	1	3	100.0	1	0	118.8
70. Matt Haack	2017-20	3	1	1	33.3	1	1	42.4
71. Brandon Fields	2007-14	1	0	0	0.0	0	0	39.6
<b>Mike Gesicki</b>	<b>2018-22</b>	<b>1</b>	<b>0</b>	<b>0</b>	<b>0.0</b>	<b>0</b>	<b>0</b>	<b>39.6</b>
MarQueis Gray	2016-17	1	0	0	0.0	0	0	39.6
Bruce Hardy	1978-89	1	0	0	0.0	0	0	39.6
Booth Lusteg	1967	1	0	0	0.0	0	0	39.6
Brandon Marshall	2010-11	1	0	0	0.0	0	0	39.6
Tony Martin	1989-93, 99-00	1	0	0	0.0	0	0	39.6
Dan McGwire	1995	1	0	0	0.0	0	0	39.6
Lamar Smith	2000-01	1	0	0	0.0	0	0	39.6
Freddie Solomon	1975-77	1	0	0	0.0	0	0	39.6
Mike Wallace	2013-14	1	0	0	0.0	0	0	39.6
Pat White	2009	5	0	0	0.0	0	0	39.6
Delvin Williams	1978-80	3	0	0	0.0	0	0	39.6
Ricky Williams	2002-03, 2005, 2007-10	1	0	0	0.0	0	1	0.0
Scott Zolak	1999	4	0	0	0.0	0	0	39.6

RECEIVING						
PLAYER	YEARS	NO.	YDS.	AVG.	LG	TD
1. Mark Clayton	1983-92	550	8,643	15.7	78t	81
2. Mark Duper	1982-92	511	8,869	17.4	85t	59
3. Nat Moore	1974-86	510	7,546	14.8	79t	74
4. O.J. McDuffie	1993-01	415	5,074	12.2	61t	29
5. Chris Chambers	2001-07	405	5,688	14.0	77t	43
6. Jarvis Landry	2014-17	400	4,038	10.1	71	22
7. Tony Nathan	1979-87	383	3,592	9.4	73	16
8. DeVante Parker	2015-21	338	4,727	14.0	56t	24
9. Davone Bess	2008-12	321	3,447	10.7	41	12
10. Brian Hartline	2009-14	298	4,243	14.2	80t	12
11. Randy McMichael	2002-06	283	3,096	10.9	46	18
12. Duriel Harris	1976-83, 1985	269	4,534	16.9	64t	18
13. Bruce Hardy	1978-89	256	2,455	9.6	31	25
14. Jim Jensen	1981-92	229	2,171	9.5	31	19
15. Oronde Gadsden	1998-03	227	3,252	14.3	62	22
16. <b>Mike Gesicki</b>	<b>2018-22</b>	<b>223</b>	<b>2,524</b>	<b>11.3</b>	<b>70</b>	<b>17</b>
17. Jim Kiick	1968-74	221	2,210	10.0	53t	3
18. Howard Twilley	1966-76	212	3,064	14.5	44	23
19. Tony Martin	1989-93, 1999-00	202	3,152	15.6	80t	14
20. Irving Fryar	1993-95	199	3,190	16.0	67t	20



## ALL-TIME LEADERS

RECEIVING							
	PLAYER	YEARS	NO.	YDS.	AVG.	LG	TD
21.	Ricky Williams	2002-03, 2005, 2007-10	197	1,431	7.3	59	6
22.	Marty Booker	2004-07	194	2,627	13.5	60t	11
23.	Anthony Fasano	2008-12, 2017	189	2,211	11.7	35t	24
24.	Ronnie Brown	2005-10	184	1,491	8.1	43	2
25.	Brandon Marshall	2010-11	167	2,228	13.3	65t	9
26.	Keith Byars	1993-96	166	1,433	8.6	34	10
27.	Kenny Stills	2015-18	164	2,566	15.6	75t	24
28.	<b>Jaylen Waddle</b>	<b>2021-22</b>	<b>163</b>	<b>2,018</b>	<b>12.4</b>	<b>59</b>	<b>12</b>
29.	Charles Clay	2011-14	161	1,809	11.2	67	14
30.	Troy Stradford	1987-90	159	1,373	8.6	36	2
31.	Paul Warfield	1970-74	156	3,355	21.5	86t	33
32.	Terry Kirby	1993-95	155	1,646	10.6	47	6
33.	Keith Jackson	1992-94	146	1,880	12.9	57t	18
34.	Bernie Parmalee	1992-98	144	1,306	9.1	35	3
35.	Mike Wallace	2013-14	140	1,792	12.8	57	15
	Tony Paige	1990-92	140	1,115	8.0	30	6
37.	Karl Noonan	1966-71	136	1,798	13.2	51t	17
38.	Ted Ginn, Jr.	2007-09	128	1,664	13.0	64	5
39.	Troy Drayton	1996-99	127	1,511	11.9	51	8
40.	Lorenzo Hampton	1985-89	123	954	7.8	39t	6
41.	Jim Mandich	1970-77	121	1,406	11.6	44	23
42.	Ferrell Edmunds	1988-92	117	1,612	13.8	80t	10
	Lamar Miller	2012-15	117	887	7.6	54t	3
44.	Kenyan Drake	2016-19	116	936	8.1	52t	6
45.	Greg Camarillo	2007-09	113	1,325	11.7	64t	4
46.	Joe Rose	1980-85	112	1,493	13.3	50	13
47.	Rob Konrad	1999-04	111	854	7.7	25	6
48.	Norm Bulaich	1975-79	109	752	6.9	59t	6
49.	James McKnight	2001-03	107	1,497	14.0	80t	7
	Rishard Matthews	2012-15	107	1,396	13.0	53t	8
51.	<b>Myles Gaskin</b>	<b>2019-22</b>	<b>101</b>	<b>701</b>	<b>6.9</b>	<b>59t</b>	<b>6</b>
52.	<b>Tyreek Hill</b>	<b>2022</b>	<b>100</b>	<b>1,460</b>	<b>14.6</b>	<b>64</b>	<b>6</b>
53.	Fred Banks	1987-93	99	1,555	15.7	61	8
54.	Stanley Pritchett	1996-99	98	798	8.1	74t	6
55.	Wes Welker	2004-06	96	1,121	11.7	47	1
56.	Dan Johnson	1983-87	94	1,012	10.8	61t	16
	Albert Wilson	2018-19, 21	94	955	10.2	75t	5
58.	Jimmy Cefalo	1978-84	93	1,739	18.7	69t	13
	Ron Davenport	1985-89	93	801	8.6	29	4
60.	Larry Csonka	1968-74, 1979	91	688	7.6	65	4
	Jakeem Grant Sr.	2016-21	91	1,001	11.0	65t	5
62.	Mark Ingram	1993-94	88	1,213	13.8	77t	12
	Jack Clancy	1967-69	88	1,157	13.1	50	3
64.	Damien Williams	2014-17	85	733	8.6	58	6
65.	<b>Durham Smythe</b>	<b>2018-22</b>	<b>82</b>	<b>755</b>	<b>9.2</b>	<b>25</b>	<b>3</b>
66.	Lamar Thomas	1996-00	81	1,171	14.5	56t	8
67.	Reggie Bush	2011-12	78	588	7.5	34	3
68.	Karim Abdul-Jabbar	1996-99	77	527	6.8	36t	1
69.	Dion Sims	2013-16	74	699	9.4	38	8
	Gary Davis	1976-79	74	592	8.0	34	1
71.	Larry Seiple	1967-77	73	934	12.8	41t	7
	Doug Moreau	1966-69	73	926	12.7	43	6
73.	Delvin Williams	1978-80	70	574	8.2	42	1
74.	Andre Tillman	1975-78	66	757	11.5	37t	6
75.	David Martin	2007-08	65	753	11.6	61t	5
76.	Isaiah Ford	2018-21	63	681	10.8	52	2
77.	Freddie Solomon	1975-77	61	973	16.0	58t	5
	Lamar Smith	2000-01	61	435	7.1	65t	4
79.	Brandon Gibson	2013-14	59	621	10.5	46	4
	Danny Amendola	2018	59	575	9.7	39	1
	Tom Vigorito	1981-85	59	439	7.4	31t	2
82.	James Pruitt	1986-88, 1990-91	58	942	16.2	37	8
83.	Marlin Briscoe	1972-74	57	858	15.1	53	7
84.	Preston Williams	2019-21	56	787	14.1	47	7
85.	Daniel Thomas	2011-14	55	412	7.5	32	3



## ALL-TIME LEADERS

RECEIVING						
	PLAYER	YEARS	NO.	YDS.	AVG.	LG TD
86.	Jerris McPhail	1996-97	54	544	10.1	52 1
	Bobby Humphrey	1992	54	507	9.4	26 1
88.	Fred Barnett	1996-97	53	728	13.7	66 4
	Derek Hagan	2006-08	53	645	12.2	24 3
90.	Sammy Morris	2004-06	51	340	6.7	44 0
91.	Travis Minor	2001-06	50	353	7.1	29 1
92.	Derrius Thompson	2003-04	49	718	14.7	36 4
93.	Marv Fleming	1970-74	48	523	10.9	36 4
	Jay Ajayi	2015-17	48	308	6.4	20 0
95.	Mercury Morris	1969-75	46	491	10.7	50 1
96.	Justin Peelle	2006-07	45	344	7.6	35 3
97.	Eric Green	1995	43	499	11.6	31t 3
	Jordan Cameron	2015-16	43	446	10.4	29 4
99.	Stan Mitchell	1966-70	42	533	12.7	48 5
100.	Julius Thomas	2017	41	388	9.5	27 3
101.	Joe Auer	1966-67	40	481	12.0	68t 6
	Dedric Ward	2001-02	40	381	9.5	22 0
103.	Ed Perry	1997-04	39	308	7.9	46 2
	Woody Bennett	1980-89	39	295	7.6	27 3
105.	Gary Clark	1995	37	525	14.2	42t 2
	Mark Higgs	1990-94	37	294	7.9	21 0
107.	Charles Jordan	1996-98	36	640	17.8	44t 3
	Patrick Laird	2019-21	36	289	8.0	21 0
109.	Leslie Shepherd	2000	35	446	12.7	46t 4
110.	Jed Weaver	2000-02	34	469	13.8	41 5
111.	Randal Hill	1991, 1995-96	33	669	20.3	61 4
112.	Allen Hurns	2019	32	416	13.0	27 2
	Patrick Cobbs	2006-10	32	409	12.8	80t 4
	Sammie Smith	1989-91	32	310	9.7	53t 1
	Aaron Craver	1991-94	32	304	9.5	28 0
	Leroy Harris	1977-78	32	240	7.5	57 0
	James Saxon	1992-94	32	192	6.0	25 0
118.	Nick Giaquinto	1980-81	31	230	7.4	25 2
119.	Greg Baty	1990-94	30	377	12.6	32 4
	Mack Hollins	2019-21	30	399	13.3	65t 5
121.	J.J. Johnson	1999-01	29	182	6.3	17 0
	Lousaka Polite	2008-10	29	136	4.7	14 0
123.	Lorenzo Booker	2007	28	237	8.5	22 0
	Lynn Bowden Jr.	2020	28	211	7.5	22 0
125.	Andre Brown	1989-90	27	459	17.0	48t 5
	Dave Kocourek	1966	27	320	11.9	43 2
	Jesse Chatman	2005, 2007	27	161	6.0	22 0
128.	Bo Roberson	1966	26	519	20.0	80t 2
	<b>Trent Sherfield</b>	<b>2022</b>	<b>26</b>	<b>362</b>	<b>13.9</b>	<b>75t 2</b>
	Lex Hilliard	2009-11	26	210	8.1	18 2
131.	Frank Jackson	1966-67	25	439	17.6	48 3
	Don Nottingham	1973-77	25	213	8.5	29 0
	Ronnie Lee	1979-82, 1984-89	25	167	6.7	41 3
134.	<b>Adam Shaheen</b>	<b>2020-21</b>	<b>24</b>	<b>260</b>	<b>10.8</b>	<b>43 3</b>
	Irving Spikes	1994-97	24	185	7.7	24 2
136.	<b>Salvon Ahmed</b>	<b>2020-22</b>	<b>23</b>	<b>178</b>	<b>7.7</b>	<b>18 0</b>
	Kalen Ballage	2018-19	23	119	5.2	31 0
138.	Gene Milton	1968-69	21	322	15.3	49 1
	Mike Williams	1992-95	21	292	13.9	29 0
	Scott Miller	1991-96	21	274	13.0	27 1
	Joey Haynos	2008-09	21	184	8.8	21 3
142.	Bryan Gilmore	2004-05	20	311	15.6	44t 2
	Donald Lee	2003-04	20	220	11.0	25 2
144.	Scott Schwedes	1987-90	19	370	19.5	65t 2
	Brett Perriman	1997	19	309	16.3	26 1
	Greg Jennings	2015	19	208	10.9	31 1
147.	Otto Stowe	1971-72	18	344	19.1	49 3
	Marlon Moore	2010-13	18	300	16.7	57t 2
	Yatil Green	1997-99	18	234	13.0	27 0
	Autry Denson	1999-00	18	133	7.4	28 0



## ALL-TIME LEADERS

RECEIVING						
PLAYER	YEARS	NO.	YDS.	AVG.	LG	TD
Robert Edwards	2002	18	126	7.0	14	1
<b>Raheem Mostert</b>	<b>2015, 2022</b>	<b>18</b>	<b>126</b>	<b>7.0</b>	<b>18</b>	<b>1</b>
Hunter Goodwin	1999-01	18	118	6.6	14	1
Eddie Hill	1981-84	18	106	5.9	16	1
155. Benny Malone	1974-78	17	234	13.8	43	0
156. Thurman Thomas	2000	16	117	7.3	15	1
Abner Haynes	1967	16	100	6.3	22	0
158. MarQueis Gray	2016-17	15	184	12.3	53	0
Mark Walton	2019	15	89	5.9	18	0
160. Tom Brown	1987-89	14	123	8.8	23	0
<b>Alec Ingold</b>	<b>2022</b>	<b>14</b>	<b>98</b>	<b>7.0</b>	<b>17</b>	<b>1</b>
162. Billy Joe	1966	13	116	8.9	67	1
Cookie Gilchrist	1966	13	110	8.5	22	1
Lamar Gordon	2004	13	74	5.7	25	0
Terry Robiskie	1980-81	13	60	4.6	15	0
166. Leonte Carroo	2016-18	12	192	16.0	74t	2
Frank Gore	2018	12	124	10.3	24	1
Nick O'Leary	2018-19	12	123	10.3	19	1
John Tagliaferri	1987	12	117	9.8	27	0
Marc Logan	1989-91	12	88	7.3	12	0
Obafemi Ayanbadejo	2003	12	53	4.4	12	0
172. Jack Harper	1967-68	11	212	19.3	40	3
John Roderick	1966-67	11	156	14.2	64	1
Jim Cox	1968	11	147	13.4	30	0
<b>Cedrick Wilson Jr.</b>	<b>2022</b>	<b>11</b>	<b>115</b>	<b>10.5</b>	<b>20</b>	<b>0</b>
Jovorskie Lane	2012	11	79	7.2	24	1
Joe Carter	1984-86	11	66	6.0	15	0
178. Preston Carpenter	1966	10	127	12.7	42	0
Chase Edmonds	2022	10	96	9.6	15	1
Steve Howell	1979-81	10	70	7.0	13	0
Sam Price	1966-68	10	70	7.0	27	1
John Avery	1998-99	10	67	6.7	19t	1
183. Nate Jacquet	1998-99	9	140	15.6	29	0
Marcus Thigpen	2012-13	9	112	12.4	50	1
Matt Breida	2020	9	96	10.7	31	0
Leland Douglas	1987	9	92	10.2	17	1
Malcolm Perry	2020	9	92	10.2	25t	1
188. Jeff Ogden	2000-01	8	97	12.1	18	1
<b>River Cracraft</b>	<b>2022</b>	<b>8</b>	<b>97</b>	<b>12.1</b>	<b>22</b>	<b>2</b>
Cris Carter	2002	8	66	8.3	15	1
Lawrence Sampleton	1987	8	64	8.0	19	0
David Overstreet	1983	8	55	6.9	20	2
Lorenzo Diamond	2005	8	54	6.8	18	0
Rick Casares	1966	8	45	5.6	20	1
195. Bert Emanuel	2000	7	132	18.9	53t	1
Eddie Chavis	1987	7	108	15.4	27	0
Loaird McCreary	1976-78	7	88	12.6	30	3
Brian Manning	1997	7	85	12.1	21	0
Bill Cronin	1966	7	83	11.9	21	1
Michael Egnew	2012-13	7	69	9.9	14	0
Willie Richardson	1970	7	67	9.6	27	1
Dominique Jones	2016	7	61	8.7	24	1
203. Vince Heflin	1982-85	6	98	16.3	46t	1
Arian Foster	2016	6	78	13.0	50	0
Jonas Gray	2015	6	72	12.0	25	0
Armon Binns	2012-13	6	67	11.2	21	0
Roberto Wallace	2010-11	6	62	10.3	19	0
Brice Butler	2018	6	60	10.0	23t	1
<b>Jeff Wilson Jr.</b>	<b>2022</b>	<b>6</b>	<b>58</b>	<b>9.7</b>	<b>14</b>	<b>1</b>
Stan Winfrey	1975-77	6	55	9.2	16	1
David Lewis	1987	6	53	8.8	22	1
Hubert Ginn	1970-75	6	47	7.8	23	0
Cecil Collins	1999	6	32	5.3	12	0
Mark Konecny	1987	6	26	4.3	10	0
Andra Franklin	1981-84	6	15	2.5	6	1





## ALL-TIME LEADERS

RECEIVING						
	PLAYER	YEARS	NO.	YDS.	AVG.	LG TD
216.	Damon Reilly	1987	5	70	14.0	20 0
	A.J. Derby	2017-18	5	68	13.6	19t 1
	Ronnie Williams	1993-95	5	54	10.8	17 0
	Jake Stoneburner	2015	5	47	9.4	13 2
220.	Mel Baker	1974	4	121	30.3	46t 2
	Elmer Bailey	1980-81	4	105	26.3	39 0
	David Boston	2004-05	4	80	20.0	54 0
	Jabar Gaffney	2012	4	68	17.0	30 0
	Clive Walford	2019	4	57	14.3	19 0
	Brett Carolan	1996	4	48	12.0	21 1
	Jim Braxton	1978	4	47	11.8	19 0
	Samkon Gado	2007	4	47	11.8	35 0
	Duke Johnson	2021	4	41	10.3	20 0
	Tom Boutwell	1969	4	29	7.3	12 0
	DeAndre Washington	2020	4	28	7.0	10 0
	William Fuller V	2021	4	26	6.5	10 0
	Garrett Limbrick	1990	4	23	5.8	9 0
	Heath Evans	2005	4	17	4.3	5 0
	Jamar Martin	2004	4	15	3.8	7 0
	Charles Leigh	1971-74	4	9	2.3	7 0
236.	Robert Clark	1992	3	59	19.7	45 0
	Gene Mingo	1966-67	3	40	13.3	9 0
	Bill Darnall	1968-69	3	38	12.7	13 0
	Orleans Darkwa	2014	3	31	10.3	17 0
	Kory Sperry	2009	3	31	10.3	13 1
	Brandon London	2008	3	30	10.0	14 0
	Roosevelt Potts	1997	3	27	9.0	13 0
	De'Veon Smith	2017	3	27	9.0	13 0
	Ernest Wilford	2008	3	25	8.3	15 0
	Darian Barnes	2005-06	3	22	7.3	13 0
	Gator Hoskins	2014	3	21	7.0	14 0
	Brandon Bolden	2018	3	13	4.3	9 1
	Anthony Armstrong	2012	3	12	4.0	7 0
	Leonard Henry	2002-04	3	12	4.0	7 0
	Malcolm Brown	2021	3	10	3.3	7 0
	Robert Wilson	1994-96	3	8	2.7	3t 1
	Ryan Tannehill	2012-18	3	8	2.7	9 1
253.	Kendall Newson	2003-05	2	55	27.5	37 0
	Ron Sellers	1973	2	54	27.0	42 0
	Mike Caterbone	1987	2	46	23.0	30 0
	Mickey Shuler	2010	2	44	22.0	28 0
	Desmond Clark	2002	2	42	21.0	26 0
	Jim Mertens	1969	2	26	13.0	15 0
	Jimmy Hines	1969	2	23	11.5	22 0
	Rich Diana	1982	2	21	10.5	13 0
	David Woodley	1980-83	2	21	10.5	15t 1
	Antonio Callaway	2020	2	20	10.0	13 0
	Cleveland Gary	1994	2	19	9.5	11 0
	Clyde Gates	2011	2	19	9.5	11 0
	Kevin McKenzie	1999	2	18	9.0	13 0
	Charles Henry	1991	2	17	8.5	9 0
	<b>Braylon Sanders</b>	<b>2022</b>	<b>2</b>	<b>17</b>	<b>8.5</b>	<b>13 0</b>
	<b>Cethan Carter</b>	<b>2021-22</b>	<b>2</b>	<b>16</b>	<b>8.0</b>	<b>8 0</b>
	Brian Kinchen	1988-90	2	15	7.5	12 0
	Deon Dyer	2000-02	2	14	7.0	13 0
	Cliff Russell	2005-06	2	14	7.0	9 0
	Willie Smith	1987	2	13	6.5	8 1
	Chandler Cox	2019-20	2	9	4.5	6 0
	Ronald Scott	1987	2	7	3.5	5 0
	Reagan Mauia	2007	2	5	2.5	5 0
	Casey Cramer	2008	2	3	1.5	2t 1
	<b>Christian Wilkins</b>	<b>2019-22</b>	<b>2</b>	<b>2</b>	<b>2.0</b>	<b>1t 2</b>
	Bob Torrey	1979	2	3	1.5	8 0
	Barry Pryor	1969-70	2	-3	-1.5	0 0
	Steve Slaton	2011	2	-3	-1.5	-1 0



## ALL-TIME LEADERS

RECEIVING						
	PLAYER	YEARS	NO.	YDS.	AVG.	LG TD
281.	Bo Rather	1973, 1978	1	39	39.0	39 0
	Wes Matthews	1966	1	20	20.0	20 0
	Tom Beier	1967, 1969	1	19	19.0	19 0
	Legedu Naanee	2012	1	19	19.0	19 0
	Robert Baker	1999-02	1	17	17.0	17 0
	Mike Holmes	1976	1	11	11.0	11 0
	Damian Williams	2014	1	14	14.0	14 0
	Ricky Isom	1987	1	11	11.0	11 0
	Kirk Merritt	2021	1	13	13.0	13 0
	Keith Sims	1990-97	1	9	9.0	9 0
	Dick Anderson	1968-77	1	8	8.0	8 0
	Ronald Bellamy	2004	1	8	8.0	8 0
	Nuu Faaola	1989	1	8	8.0	8 0
	Vick King	2004	1	8	8.0	8 0
	Jeron Mastrud	2011-12	1	8	8.0	8 0
	Knowshon Moreno	2014	1	8	8.0	8 0
	<b>Hunter Long</b>	<b>2021-22</b>	<b>1</b>	<b>8</b>	<b>8.0</b>	<b>8 0</b>
	Phillip Lindsay	2021	1	8	8.0	8 0
	Vern Den Herder	1971-82	1	7	7.0	7t 1
	Aaron Halterman	2007	1	7	7.0	7 0
	Tommylee Lewis	2021	1	7	7.0	7 0
	Kevin Curtis	2010	1	6	6.0	6 0
	Lawrence Phillips	1997	1	6	6.0	6 0
	Isaiah Pead	2016	1	6	6.0	6 0
	George Farmer	1987	1	5	5.0	5 0
	George Chesser	1966-67	1	4	4.0	4 0
	Dewayne Dotson	1994-95, 1997	1	4	4.0	4 0
	Doug Easlick	2004	1	4	4.0	4 0
	Senorise Perry	2017-18	1	3	3.0	3 0
	Alex Holmes	2005	1	2	2.0	2 0
	Frank Wainright	1995-98	1	2	2.0	2t 1
	Will Heller	2005	1	1	1.0	1t 1
	Ron Moore	1998	1	1	1.0	1 0
	<b>Jason Sanders</b>	<b>2018-22</b>	<b>1</b>	<b>1</b>	<b>1.0</b>	<b>1t 1</b>
	<b>Michael Deiter</b>	<b>2019-22</b>	<b>1</b>	<b>0</b>	<b>0.0</b>	<b>0 0</b>
	Ryan Fitzpatrick	2019-20	1	0	0.0	0 0
	Damon Huard	1997-00	1	0	0.0	0 0
	Jordan Howard	2020	1	-3	-3.0	-3 0
	Dan Marino	1983-99	1	-6	-6.0	-6 0
320.	Lee Suggs	2006	0	13	-	13 0
	Rex Hadnot	2004-07	0	-2	-	-2 0
	Samson Satele	2007-08, 2014	0	-3	-	-3 0

SCORING									
	PLAYER	YEARS	TD	TDR	TDP	TDRT	FG	PAT	PTS.
1.	Olindo Mare	1997-06	0	0	0	0	245	313	1048
2.	Garo Yepremian	1970-78	0	0	0	0	165	335	830
3.	Pete Stoyanovich	1989-95	0	0	0	0	176	246	774
4.	Uwe von Schamann	1979-84	0	0	0	0	101	237	540
5.	Dan Carpenter	2008-12	0	0	0	0	127	154	535
6.	<b>Jason Sanders</b>	<b>2018-22</b>	<b>1</b>	<b>0</b>	<b>1</b>	<b>0</b>	<b>118</b>	<b>168</b>	<b>528</b>
7.	Mark Clayton	1983-92	82	0	81	1	0	0	492
8.	Nat Moore	1974-86	75	1	74	0	0	0	450
9.	Mark Duper	1982-92	59	0	59	0	0	0	354
10.	Larry Csonka	1968-74, 1979	57	53	4	0	0	0	342
11.	Ricky Williams	2002-03, 2005, 2007-10	54	48	6	0	0	0	326#
12.	Fuad Revez	1985-88	0	0	0	0	53	161	320
13.	Chris Chambers	2001-07	43	0	43	0	0	0	260#
14.	Caleb Sturgis	2013-14	0	0	0	0	55	74	239
15.	Ronnie Brown	2005-10	38	36	2	0	0	0	230#
16.	Karim Abdul-Jabbar	1996-99	34	33	1	0	0	0	204
17.	Mercury Morris	1969-75	33	29	1	3	0	0	198
	Tony Nathan	1979-87	33	16	16	1	0	0	198



## ALL-TIME LEADERS

SCORING									
	PLAYER	YEARS	TD	TDR	TDP	TDRT	FG	PAT	PTS.
	Paul Warfield	1970-74	33	0	33	0	0	0	198
20.	O.J. McDuffie	1993-01	32	0	29	3	0	0	194#
21.	Jim Kiick	1968-74	31	28	3	0	0	0	186
22.	Lorenzo Hampton	1985-89	28	22	6	0	0	0	168
23.	Andrew Franks	2015-16	0	0	0	0	29	74	161
24.	Bruce Hardy	1978-89	25	0	25	0	0	0	150
	Don Nottingham	1973-77	25	25	0	0	0	0	150
26.	Jarvis Landry	2014-17	24	1	22	1	0	0	148##
27.	Anthony Fasano	2008-12, 2017	24	0	24	0	0	0	146#
	Kenny Stills	2015-18	24	0	24	0	0	0	146#
29.	Lamar Smith	2000-01	24	20	4	0	0	0	144
	DeVante Parker	2015-21	24	0	24	0	0	0	144
31.	Norm Bulaich	1975-79	23	17	6	0	0	0	138
	Andra Franklin	1981-84	23	22	1	0	0	0	138
	Jim Mandich	1970-77	23	0	23	0	0	0	138
	Howard Twilley	1966-76	23	0	23	0	0	0	138
35.	Oronde Gadsden	1998-03	22	0	22	0	0	0	132
	Lamar Miller	2012-15	22	19	3	0	0	0	132
37.	Irving Fryar	1993-95	20	0	20	0	0	0	124##
38.	Randy McMichael	2002-06	19	0	18	1	0	0	116#
39.	Jim Jensen	1981-92	19	0	19	0	0	0	114
40.	Keith Jackson	1992-94	18	0	18	0	0	0	110#
	Bernie Parmalee	1992-98	18	15	3	0	0	0	110#
42.	Duriel Harris	1976-83, 1985	18	0	18	0	0	0	108
43.	<b>Mike Gesicki</b>	<b>2018-22</b>	<b>17</b>	<b>0</b>	<b>17</b>	<b>0</b>	<b>0</b>	<b>0</b>	<b>104#</b>
44.	Ron Davenport	1985-89	17	13	4	0	0	0	102
	Karl Noonan	1966-71	17	0	17	0	0	0	102
46.	Kenyan Drake	2016-19	16	9	6	1	0	0	98#
47.	Keith Byars	1993-96	16	6	10	0	0	0	96
	Dan Johnson	1983-87	16	0	16	0	0	0	96
	Benny Malone	1974-78	16	16	0	0	0	0	96
	Sammie Smith	1989-91	16	15	1	0	0	0	96
51.	Terry Kirby	1993-95	15	9	6	0	0	0	92#
52.	Reggie Bush	2011-12	15	12	3	0	0	0	90
	Charles Clay	2011-14	15	1	14	0	0	0	90
	Mark Higgs	1990-94	15	14	0	1	0	0	90
	Mike Wallace	2013-14	15	0	15	0	0	0	90
56.	Jay Feely	2007	0	0	0	0	21	26	89
	Joe Nedney	1996-97	0	0	0	0	18	35	89
	Cody Parkey	2017	0	0	0	0	21	26	89
59.	Tony Martin	1989-93, 1999-2000	14	0	14	0	0	0	84
	Delvin Williams	1978-80	14	13	1	0	0	0	84
61.	Daniel Thomas	2011-14	13	10	3	0	0	0	80#
62.	Jimmy Cefalo	1978-84	13	0	13	0	0	0	78
	Joe Rose	1980-85	13	0	13	0	0	0	78
	Brian Hartline	2009-14	13	1	12	0	0	0	78
	<b>Myles Gaskin</b>	<b>2019-22</b>	<b>13</b>	<b>7</b>	<b>6</b>	<b>0</b>	<b>0</b>	<b>0</b>	<b>78</b>
	<b>Jaylen Waddle</b>	<b>2021-22</b>	<b>13</b>	<b>1</b>	<b>12</b>	<b>0</b>	<b>0</b>	<b>0</b>	<b>78</b>
67.	Joe Auer	1966-67	12	5	6	1	0	0	72
	Woody Bennett	1980-88	12	9	3	0	0	0	72
	Davone Bess	2008-12	12	0	12	0	0	0	72
	Mark Ingram	1993-94	12	0	12	0	0	0	72
	Troy Stradford	1987-90	12	10	2	0	0	0	72
72.	Marty Booker	2004-07	11	0	11	0	0	0	70##
73.	Karl Kremser	1969-70	0	0	0	0	13	28	67
74.	Jay Fiedler	2000-04	11	11	0	0	0	0	66
	Jakeem Grant Sr.	2016-21	11	1	5	5	0	0	66
76.	Gene Mingo	1966-67	0	0	0	0	11	32	65
77.	Ferrell Edmunds	1988-92	10	0	10	0	0	0	60
	Ted Ginn, Jr.	2007-09	10	2	5	3	0	0	60
	Travis Minor	2001-06	10	8	1	1	0	0	60
	Irving Spikes	1994-97	10	8	2	0	0	0	60
	David Woodley	1980-83	10	9	1	0	0	0	60



## ALL-TIME LEADERS

SCORING									
	PLAYER	YEARS	TD	TDR	TDP	TDRT	FG	PAT	PTS.
82.	Jason Taylor	1997-07, 2009, 2011	9	0	0	9	0	0	58**
83.	Jay Ajayi	2015-17	9	9	0	0	0	0	56#
84.	Pete Johnson	1984	9	9	0	0	0	0	54
	Dan Marino	1983-99	9	9	0	0	0	0	54
	Brandon Marshall	2010-11	9	0	9	0	0	0	54
	Stan Mitchell	1966-70	9	4	5	0	0	0	54
	Tony Paige	1990-92	9	3	6	0	0	0	54
	James Pruitt	1986-88, 1990-91	9	0	8	1	0	0	54
	Freddie Solomon	1975-77	9	1	5	3	0	0	54
	Damien Williams	2014-17	9	3	6	0	0	0	54
92.	Jimmy Keyes	1968-69	0	0	0	0	7	30	51
93.	Troy Drayton	1996-99	8	0	8	0	0	0	50#
	James McKnight	2001-03	8	1	7	0	0	0	50#
95.	Fred Banks	1987-93	8	0	8	0	0	0	48
	Gary Davis	1976-79	8	7	1	0	0	0	48
	Rishard Matthews	2012-15	8	0	8	0	0	0	48
	Sammy Morris	2004-06	8	8	0	0	0	0	48
	Stanley Pritchett	1996-99	8	2	6	0	0	0	48
	Dion Sims	2013-16	8	0	8	0	0	0	48
	Lamar Thomas	1996-00	8	0	8	0	0	0	48
102.	Preston Williams	2019-20	7	0	7	0	0	0	46##
103.	Doug Moreau	1966-69	6	0	6	0	1	6	45
104.	Marlin Briscoe	1972-74	7	0	7	0	0	0	42
	Bob Griesse	1967-80	7	7	0	0	0	0	42
	<b>Tyreek Hill</b>	<b>2022</b>	<b>7</b>	<b>0</b>	<b>6</b>	<b>1</b>	<b>0</b>	<b>0</b>	<b>42</b>
	Rob Konrad	1999-04	7	1	6	0	0	0	42
	Larry Seiple	1966-67	7	0	7	0	0	0	42
	Ryan Tannehill	2012-18	7	6	1	0	0	0	42
110.	Booth Lusteg	1967	0	0	0	0	7	18	39
111.	Ryan Fitzpatrick	2019-20	6	6	0	0	0	0	38#
112.	Patrick Cobbs	2006-10	6	2	4	0	0	0	36
	Leroy Harris	1977-78	6	6	0	0	0	0	36
	Reshad Jones	2010-19	6	0	0	6	0	0	36
	Andre Tillman	1975-78	6	0	6	0	0	0	36
	<b>Tua Tagovailoa</b>	<b>2020-22</b>	<b>6</b>	<b>6</b>	<b>0</b>	<b>0</b>	<b>0</b>	<b>0</b>	<b>36</b>
	Tommy Vigorito	1981-85	6	2	2	2	0	0	36
118.	Andre Brown	1989-90	5	0	5	0	0	0	30
	Lex Hilliard	2009-11	5	2	2	1	0	0	30
	J.J. Johnson	1999-01	5	5	0	0	0	0	30
	David Martin	2007-08	5	0	5	0	0	0	30
	Jed Weaver	2000-02	5	0	5	0	0	0	30
	Albert Wilson	2018-19, 21	5	0	5	0	0	0	30
	Mack Hollins	2020-21	5	0	5	0	0	0	30
125.	Dick Anderson	1968-77	4	0	0	4	0	0	24
	Kalen Ballage	2018-19	4	4	0	0	0	0	24
	Fred Barnett	1996-97	4	0	4	0	0	0	24
	Greg Baty	1991-94	4	0	4	0	0	0	24
	Terrell Buckley	1995-99, 2003	4	0	0	4	0	0	24
	Greg Camarillo	2007-09	4	0	4	0	0	0	24
	Jordan Cameron	2015-16	4	0	4	0	0	0	24
	Marv Fleming	1970-74	4	0	4	0	0	0	24
	Brandon Gibson	2013-14	4	0	4	0	0	0	24
	Jack Harper	1967-68	4	1	3	0	0	0	24
	Randal Hill	1991, 1995-96	4	0	4	0	0	0	24
	Jordan Howard	2020	4	4	0	0	0	0	24
	<b>Xavien Howard</b>	<b>2016-22</b>	<b>4</b>	<b>0</b>	<b>0</b>	<b>4</b>	<b>0</b>	<b>0</b>	<b>24</b>
	Cleo Lemon	2005-07	4	4	0	0	0	0	24
	Marc Logan	1989-91	4	2	0	2	0	0	24
	<b>Raheem Mostert</b>	<b>2015, 2022</b>	<b>4</b>	<b>3</b>	<b>1</b>	<b>0</b>	<b>0</b>	<b>0</b>	<b>24</b>
	Leslie Shepherd	2000	4	0	4	0	0	0	24
	<b>Durham Smythe</b>	<b>2020-22</b>	<b>4</b>	<b>1</b>	<b>3</b>	<b>0</b>	<b>0</b>	<b>0</b>	<b>24</b>
	Zach Thomas	1996-07	4	0	0	4	0	0	24
	Derrius Thompson	2003-04	4	0	4	0	0	0	24



## ALL-TIME LEADERS

SCORING									
	PLAYER	YEARS	TD	TDR	TDP	TDRT	FG	PAT	PTS.
145.	Willie Beecher	1987	0	0	0	0	3	12	21
146.	<b>Salvon Ahmed</b>	<b>2020-22</b>	<b>3</b>	<b>3</b>	<b>0</b>	<b>0</b>	<b>0</b>	<b>0</b>	<b>20*</b>
	Eric Green	1995	3	0	3	0	0	0	20#
	Derek Hagan	2006-08	3	0	3	0	0	0	20#
	Jovorskie Lane	2012	3	2	1	0	0	0	20#
	Sam Madison	1997-05	3	0	0	3	0	0	20*
151.	John Avery	1998-99	3	2	1	0	0	0	18
	Brandon Bolden	2018	2	2	1	0	0	0	18
	Jack Clancy	1967-69	3	0	3	0	0	0	18
	Chase Edmonds	2022	3	2	1	0	0	0	18
	Tony Franklin	1988	0	0	0	0	4	6	18
	Samkon Gado	2007	3	3	0	0	0	0	18
	Nick Giaquinto	1980-81	3	0	2	1	0	0	18
	Hubert Ginn	1970-75	3	3	0	0	0	0	18
	Shayne Graham	2011	0	0	0	0	4	6	18
	Joey Haynos	2008-09	3	0	3	0	0	0	18
	Frank Jackson	1966-67	3	0	3	0	0	0	18
	Duke Johnson	2021	3	3	0	0	0	0	18
	Charles Jordan	1996-98	3	0	3	0	0	0	18
	Mike Kozlowski	1979-86	3	0	0	3	0	0	18
	Ronnie Lee	1979-82, 1984-89	3	0	3	0	0	0	18
	Ray Lucas	2001-02	3	3	0	0	0	0	18
	Loaird McCreary	1976-78	3	0	3	0	0	0	18
	Lloyd Mumphord	1969-74	3	0	0	3	0	0	18
	David Overstreet	1983	3	1	2	0	0	0	18
	Justin Peelle	2006-07	3	0	3	0	0	0	18
	Scott Schwedes	1987-90	3	0	2	1	0	0	18
	Ronald Scott	1987	3	3	0	0	0	0	18
	<b>Adam Shaheen</b>	<b>2020-21</b>	<b>3</b>	<b>0</b>	<b>3</b>	<b>0</b>	<b>0</b>	<b>0</b>	<b>18</b>
	Otto Stowe	1971-72	3	0	3	0	0	0	18
	Marcus Thigpen	2012-13	3	0	1	2	0	0	18
	Julius Thomas	2017	3	0	3	0	0	0	18
	<b>Jeff Wilson Jr.</b>	<b>2022</b>	<b>3</b>	<b>2</b>	<b>1</b>	<b>0</b>	<b>0</b>	<b>0</b>	<b>18</b>
178.	Matt Bryant	2004	0	0	0	0	3	7	16
	Wes Welker	2004-06	2	0	1	1	1	1	16
180.	Tim Foley	1970-80	2	0	0	2	0	0	14*
181.	Mel Baker	1974	2	0	2	0	0	0	12
	Charlie Baumann	1991	0	0	0	0	2	6	12
	Bob Baumhower	1977-86	2	0	0	2	0	0	12
	Jim Braxton	1978	2	2	0	0	0	0	12
	Leonte Carroo	2016-18	2	0	2	0	0	0	12
	Gary Clark	1995	2	0	2	0	0	0	12
	<b>River Cracraft</b>	<b>2022</b>	<b>2</b>	<b>0</b>	<b>2</b>	<b>0</b>	<b>0</b>	<b>0</b>	<b>12</b>
	Cecil Collins	1999	2	2	0	0	0	0	12
	Robert Edwards	2002	2	1	1	0	0	0	12
	Isaiah Ford	2017-21	2	0	2	0	0	0	12
	Bryan Gilmore	2004-05	2	0	2	0	0	0	12
	Brent Grimes	2013-15	2	0	0	2	0	0	12
	Abner Haynes	1967	2	2	0	0	0	0	12
	Chad Henne	2008-11	2	2	0	0	0	0	12
	Eddie Hill	1981-84	2	1	1	0	0	0	12
	Liffort Hobley	1987-93	2	0	0	2	0	0	12
	Bobby Humphrey	1992	2	1	1	0	0	0	12
	Allen Hurns	2019	2	0	2	0	0	0	12
	<b>Alec Ingold</b>	<b>2022</b>	<b>2</b>	<b>1</b>	<b>1</b>	<b>0</b>	<b>0</b>	<b>0</b>	<b>12</b>
	William Judson	1982-89	2	0	0	2	0	0	12
	Dave Kocourek	1966	2	0	2	0	0	0	12
	Donald Lee	2003-04	2	0	2	0	0	0	12
	Kyle Mackey	1987	2	2	0	0	0	0	12
	Brock Marion	1998-03	2	0	0	2	0	0	12
	Don McNeal	1980-89	2	0	0	2	0	0	12
	Jerris McPhail	1996-97	2	1	1	0	0	0	12
	Scott Miller	1991-96	2	0	1	1	0	0	12



## ALL-TIME LEADERS

SCORING									
PLAYER	YEARS	TD	TDR	TDP	TDRT	FG	PAT	PTS.	
Gene Milton	1968-69	2	0	1	1	0	0	0	12
Marlon Moore	2010-13	2	0	2	0	0	0	0	12
Matt Moore	2011-17	2	2	0	0	0	0	0	12
Jeff Ogden	2000-01	2	0	1	1	0	0	0	12
Louis Oliver	1989-93, 1995-96	2	0	0	2	0	0	0	12
Ed Perry	1997-04	2	0	2	0	0	0	0	12
Sam Price	1966-68	2	1	1	0	0	0	0	12
Bo Roberson	1966	2	0	2	0	0	0	0	12
Terry Robiskie	1980-81	2	2	0	0	0	0	0	12
Bill Stanfill	1969-76	2	0	0	2	0	0	0	12
Jake Stoneburner	2015	2	0	2	0	0	0	0	12
Don Strock	1974-87	2	2	0	0	0	0	0	12
<b>Trent Sherfield</b>	<b>2022</b>	<b>2</b>	<b>0</b>	<b>2</b>	<b>0</b>	<b>0</b>	<b>0</b>	<b>0</b>	<b>12</b>
Patrick Surtain	1998-04	2	0	0	2	0	0	0	12
<b>Andrew Van Ginkel</b>	<b>2019-22</b>	<b>2</b>	<b>0</b>	<b>0</b>	<b>2</b>	<b>0</b>	<b>0</b>	<b>0</b>	<b>12</b>
Troy Vincent	1992-95	2	0	0	2	0	0	0	12
Jimmy Warren	1966-69	2	0	0	2	0	0	0	12
Dick Westmoreland	1966-69	2	0	0	2	0	0	0	12
<b>Christian Wilkins</b>	<b>2019-22</b>	<b>2</b>	<b>0</b>	<b>2</b>	<b>0</b>	<b>0</b>	<b>0</b>	<b>0</b>	<b>12</b>
Stan Winfrey	1975-77	2	1	1	0	0	0	0	12
228. Bill Gramatica	2004	0	0	0	0	3	0	0	9
229. Walt Aikens	2014-19	1	0	0	1	0	0	0	8^
Kim Bokamper	1977-85	1	0	0	1	0	0	0	8*
Aaron Craver	1991-94	1	1	0	0	0	0	0	8#
Billy Joe	1966	1	0	1	0	0	0	0	8#
Curtis Johnson	1970-78	1	0	0	1	0	0	0	8*
Patrick Laird	2019-20	1	1	0	0	0	0	0	8#
235. Will Allen	2006-11	1	0	0	1	0	0	0	6
Kiko Alonso	2016-18	1	0	0	1	0	0	0	6
Danny Amendola	2018	1	0	1	0	0	0	0	6
<b>Jerome Baker</b>	<b>2018-22</b>	<b>1</b>	<b>0</b>	<b>0</b>	<b>1</b>	<b>0</b>	<b>0</b>	<b>0</b>	<b>6</b>
John Beck	2007-08	1	1	0	0	0	0	0	6
Don Bessillieu	1979-81	1	0	0	1	0	0	0	6
Glenn Blackwood	1979-87	1	0	0	1	0	0	0	6
Tim Bowens	1994-04	1	0	0	1	0	0	0	6
J.B. Brown	1989-96	1	0	0	1	0	0	0	6
Malcolm Brown	2021	1	1	0	0	0	0	0	6
Jacoby Brissett	2021	1	1	0	0	0	0	0	6
Bob Brudzinski	1981-89	1	0	0	1	0	0	0	6
Nick Buoniconti	1969-76	1	0	0	1	0	0	0	6
Kevin Burnett	2011-12	1	0	0	1	0	0	0	6
Brice Butler	2018	1	0	1	0	0	0	0	6
Brett Carolan	1996	1	0	1	0	0	0	0	6
Cris Carter	2002	1	0	1	0	0	0	0	6
Joe Carter	1984-86	1	1	0	0	0	0	0	6
Rick Casares	1966	1	0	1	0	0	0	0	6
Jesse Chatman	2005, 2007	1	1	0	0	0	0	0	6
Justin Coleman	2021	10	0	0	1	0	0	0	6
Casey Cramer	2008	1	0	1	0	0	0	0	6
Bill Cronin	1966	1	0	1	0	0	0	0	6
Daunte Culpepper	2006	1	1	0	0	0	0	0	6
Vontae Davis	2009-11	1	0	0	1	0	0	0	6
Louis Delmas	2014	1	0	0	1	0	0	0	6
Vern Den Herder	1971-82	1	0	1	0	0	0	0	6
A.J. Derby	2017-18	1	0	1	0	0	0	0	6
Leland Douglas	1987	1	0	1	0	0	0	0	6
<b>Sam Eguavoen</b>	<b>2021-22</b>	<b>1</b>	<b>0</b>	<b>0</b>	<b>1</b>	<b>0</b>	<b>0</b>	<b>0</b>	<b>6</b>
Bert Emanuel	2000	1	0	1	0	0	0	0	6
Frank Emanuel	1966-69	1	0	0	1	0	0	0	6
Tom Erlandson	1966-67	1	0	0	1	0	0	0	6
David Fales	2017	1	1	0	0	0	0	0	6
A.J. Feeley	2004-05	1	1	0	0	0	0	0	6
Minkah Fitzpatrick	2018-19	1	0	0	1	0	0	0	6



## ALL-TIME LEADERS

SCORING								
PLAYER	YEARS	TD	TDR	TDP	TDRT	FG	PAT	PTS.
Cortland Finnegan	2014	1	0	0	1	0	0	6
Trent Gamble	2000-03	1	0	0	1	0	0	6
Cookie Gilchrist	1966	1	0	1	0	0	0	6
Kerry Glenn	1990-92	1	0	0	1	0	0	6
Hunter Goodwin	1999-01	1	0	1	0	0	0	6
Frank Gore	2018	1	0	1	0	0	0	6
Vince Heflin	1982-85	1	0	1	0	0	0	6
Will Heller	2005	1	0	1	0	0	0	6
Renaldo Hill	2006-08	1	0	0	1	0	0	6
Sean Hill	1994-96	1	0	0	1	0	0	6
Trell Hooper	1987	1	0	0	1	0	0	6
Steve Howell	1979-81	1	1	0	0	0	0	6
<b>Melvin Ingram</b>	<b>2022</b>	<b>1</b>	<b>0</b>	<b>0</b>	<b>1</b>	<b>0</b>	<b>0</b>	<b>6</b>
Ricky Isom	1987	1	1	0	0	0	0	6
Calvin Jackson	1994-99	1	0	0	1	0	0	6
Vestee Jackson	1991-93	1	0	0	1	0	0	6
Pete Jaquess	1966-67	1	0	0	1	0	0	6
Greg Jennings	2015	1	0	1	0	0	0	6
Pat Johnson	1995	1	0	0	1	0	0	6
Dominique Jones	2016	1	0	1	0	0	0	6
Robert Jones	1998-00	1	0	0	1	0	0	6
Nate Kaeding	2012	0	0	0	0	1	3	6
Chuck Klingbeil	1991-95	1	0	0	1	0	0	6
Bernie Kosar	1994-96	1	1	0	0	0	0	6
Shaq Lawson	2020	1	0	0	1	0	0	6
Michael Lehan	2006-08	1	0	0	1	0	0	6
Charles Leigh	1971-74	1	1	0	0	0	0	6
David Lewis	1987	1	0	1	0	0	0	6
Phillip Merling	2008-11	1	0	0	1	0	0	6
Koa Misi	2010-17	1	0	0	1	0	0	6
Kenny Mixon	1998-01	1	0	0	1	0	0	6
Knowshown Moreno	2014	1	1	0	0	0	0	6
Earl Morrall	1972-76	1	1	0	0	0	0	6
<b>Nik Needham</b>	<b>2021-22</b>	<b>1</b>	<b>0</b>	<b>0</b>	<b>1</b>	<b>0</b>	<b>0</b>	<b>6</b>
Cliff Odom	1990-93	1	0	0	1	0	0	6
Nick O'Leary	2018-19	1	0	1	0	0	0	6
Chad Pennington	2008-10	1	1	0	0	0	0	6
Brett Perriman	1997	1	0	1	0	0	0	6
Malcolm Perry	2020	1	0	1	0	0	0	6
Lousaka Polite	2008-10	1	1	0	0	0	0	6
Derrick Pope	2004-07	1	0	0	1	0	0	6
Willie Richardson	1970	1	0	1	0	0	0	6
<b>Elandon Roberts</b>	<b>2021-22</b>	<b>1</b>	<b>0</b>	<b>0</b>	<b>1</b>	<b>0</b>	<b>0</b>	<b>6</b>
John Roderick	1966-67	1	0	1	0	0	0	6
<b>Eric Rowe</b>	<b>2019-22</b>	<b>1</b>	<b>0</b>	<b>0</b>	<b>1</b>	<b>0</b>	<b>0</b>	<b>6</b>
Jake Scott	1970-75	1	0	0	1	0	0	6
Scott Secules	1989-92	1	1	0	0	0	0	6
Derrick Shelby	2012-15	1	0	0	1	0	0	6
Steve Slaton	2011	1	1	0	0	0	0	6
Gerald Small	1978-83	1	0	0	1	0	0	6
Willie Smith	1987	1	0	1	0	0	0	6
Brian Sochia	1986-91	1	0	0	1	0	0	6
Kory Sperry	2009	1	0	1	0	0	0	6
John Stofa	1966-67, 1969-70	1	1	0	0	0	0	6
John Tagliaferri	1987	1	1	0	0	0	0	6
Norris Thomas	1977-79	1	0	0	1	0	0	6
Thurman Thomas	2000	1	0	1	0	0	0	6
Bob Torrey	1979	1	1	0	0	0	0	6
Olivier Vernon	2012-15	1	0	0	1	0	0	6
Frank Wainright	1995-98	1	0	1	0	0	0	6
Fulton Walker	1981-85	1	0	0	1	0	0	6
Willie West	1966-68	1	0	0	1	0	0	6
Jarvis Williams	1988-93	1	0	0	1	0	0	6



## ALL-TIME LEADERS

### SCORING

	PLAYER	YEARS	TD	TDR	TDP	TDRT	FG	PAT	PTS.
	Robert Wilson	1994-96	1	0	1	0	0	0	6
	Dick Wood	1966	1	1	0	0	0	0	6
335.	Van Tiffin	1987	0	0	0	0	0	4	4
336.	Charlie Anderson	2008-09	0	0	0	0	0	0	2*
	Kevin Carter	2005-06	0	0	0	0	0	0	2*
	Mike Charles	1983-86	0	0	0	0	0	0	2*
	A.J. Duhe	1977-84	0	0	0	0	0	0	2*
	Terrence Fede	2014-17	0	0	0	0	0	0	2*
	William Fuller V	2021	0	0	0	0	0	0	2#
	Larry Gordon	1976-82	0	0	0	0	0	0	2*
	Jermaine Haley	2000-02	0	0	0	0	0	0	2*
	Reggie Howard	2004-05	0	0	0	0	0	0	2*
	Sammy Knight	2003-04	0	0	0	0	0	0	2*
	Senorise Perry	2017	0	0	0	0	0	0	2*
	Don Reese	1974-76	0	0	0	0	0	0	2*
	Cameron Wake	2009-18	0	0	0	0	0	0	2*
	George Wilson	1966	0	0	0	0	0	0	2#

\* — safety

# — two point conversion

^ — defensive two point conversion

### INTERCEPTIONS

	PLAYER	YEARS	NO.	YDS.	AVG.	LG	TD
1.	Jake Scott	1970-75	35	425	12.1	47	0
2.	Dick Anderson	1968-77	34	792	23.3	96t	3
3.	Sam Madison	1997-05	31	487	15.7	42	2
4.	Glenn Blackwood	1979-87	29	398	13.7	50	1
	Patrick Surtain	1998-04	29	298	10.3	43	2
6.	<b>Xavien Howard</b>	<b>2016-22</b>	<b>28</b>	<b>254</b>	<b>9.1</b>	<b>39</b>	<b>2</b>
7.	Louis Oliver	1989-93, 1995-96	24	569	23.7	103t	2
	Terrell Buckley	1995-99, 2003	24	425	17.7	91t	3
	William Judson	1982-89	24	368	15.3	61t	2
10.	Gerald Small	1978-83	23	378	16.4	46t	1
11.	Curtis Johnson	1970-78	22	190	8.6	34	0
	Tim Foley	1970-80	22	96	4.4	18	0
13.	Reshad Jones	2010-19	21	361	17.2	54	4
14.	Brock Marion	1998-03	20	431	21.6	100t	2
15.	Don McNeal	1980-89	18	163	9.1	30	2
16.	Zach Thomas	1996-07	17	170	10.0	34t	4
17.	J.B. Brown	1989-96	16	293	18.3	48	1
18.	Dick Westmoreland	1966-69	15	231	15.4	42	2
19.	Troy Vincent	1992-95	14	284	20.3	69	2
	Jarvis Williams	1988-93	14	216	15.4	42	1
	Lloyd Mumphord	1969-74	14	187	13.4	51	2
	Lyle Blackwood	1981-86	14	173	12.4	45	0
	Earnie Rhone	1975-84	14	110	7.9	16	0
24.	Brent Grimes	2013-15	13	202	15.5	94t	2
	Willie West	1966-68	13	180	13.8	32	0
	Paul Lankford	1982-91	13	89	6.8	44	0
27.	Charlie Babb	1972-79	12	141	11.8	36	0
	Brian Walker	1997-98, 2000-01	12	92	7.7	31	0
29.	Jimmy Warren	1966-69	11	247	22.5	70t	1
30.	Vontae Davis	2009-11	9	124	13.8	28	1
31.	Mike Kozlowski	1979-86	8	172	21.5	38t	2
	Larry Gordon	1976-82	8	121	15.1	36	0
	Bob Matheson	1971-79	8	111	13.9	34	0
	Jason Taylor	1997-07, 2009, 2011	8	110	13.8	51t	3
	Nick Buoniconti	1969-76	8	89	11.1	24	0
	Jason Allen	2006-10	8	41	5.1	17	0
37.	Sammy Knight	2003-04	7	130	18.6	70	0
	Norris Thomas	1977-79	7	115	16.4	53t	1
	Will Allen	2006-11	7	114	16.3	32t	1
	Bobby McCain	2015-20	7	78	11.1	32	0
	André Goodman	2006-08	7	76	10.9	55	0
42.	Renaldo Hill	2006-08	6	91	15.2	24	0
	Yeremiah Bell	2004-11	6	89	14.8	29	0





## ALL-TIME LEADERS

INTERCEPTIONS						
	PLAYER	YEARS	NO.	YDS.	AVG.	LG TD
	Kim Bokamper	1977-85	6	55	9.2	24t 1
	<b>Nik Needham</b>	<b>2019-22</b>	<b>6</b>	<b>52</b>	<b>8.7</b>	<b>28t 1</b>
	John Bramlett	1967-68	6	49	8.2	22 0
47.	Bob Petrella	1966-71	5	104	20.8	33 0
	Kiko Alonso	2016-18	5	100	20.0	60t 1
	Bud Brown	1984-88	5	96	19.2	53 0
	Neal Colzie	1979	5	86	17.2	56 0
	Mike Kolen	1970-77	5	85	17.0	29 0
	Liffort Hobley	1987-93	5	61	12.2	22 0
	Fulton Walker	1981-85	5	61	12.2	30 0
	Arturo Freeman	2000-04	5	59	11.8	47 0
	Sean Smith	2009-12	5	56	11.2	31 0
	Bob Brudzinski	1981-89	5	46	9.2	19 0
	Rick Volk	1977-78	5	42	8.4	24 0
	Nolan Carroll	2010-13	5	25	5.0	24 0
	Shawn Wooden	1996-99, 2001-04	5	25	5.0	15 0
	Doug Swift	1970-75	5	17	3.4	12 0
	Don Bessillieu	1979-81	5	13	2.6	12 0
62.	Calvin Jackson	1994-99	4	105	26.3	61t 1
	Lance Schulters	2005, 2007	4	78	19.5	37 0
	Tom Erlandson	1966-67	4	68	17.0	37 1
	<b>Jevon Holland</b>	<b>2021-22</b>	<b>4</b>	<b>64</b>	<b>16.0</b>	<b>33 0</b>
	Jimmy Wilson	2011-14	4	57	14.3	31 0
	T.J. McDonald	2017-18	4	48	12.0	31 0
	Frank Emanuel	1966-69	4	46	12.5	24 0
	John Offerdahl	1986-93	4	44	11.0	28 0
	Tim McKyer	1990	4	40	10.0	21 0
	Randy Starks	2008-14	4	33	8.3	18 0
	Chris Clemons	2009-13	4	29	7.3	29 0
	Gene Atkins	1994-96	4	24	6.0	18 0
	Mark Brown	1983-88	4	18	4.5	13 0
	Michael Stewart	1994-96	4	11	2.8	11 0
	Dimitri Patterson	2012-13	4	7	1.8	3 0
	Tony Lippett	2015-17	4	0	0.0	0 0
78.	Vestee Jackson	1991-93	3	63	21.0	30t 1
	<b>Eric Rowe</b>	<b>2019-22</b>	<b>3</b>	<b>61</b>	<b>20.3</b>	<b>35t 1</b>
	Ed Taylor	1979-82	3	55	18.3	44 0
	Rodney Thomas	1988-90	3	52	17.3	48 0
	Bryan Cox	1991-95	3	38	12.7	26 0
	Travares Tillman	2005-07	3	38	12.7	22 0
	Wahoo McDaniel	1966-68	3	35	11.7	20 0
	Derrick Rodgers	1997-02	3	33	11.0	21 0
	Jerry Wilson	1996-00	3	32	10.7	19 0
	Travis Daniels	2005-07	3	31	10.3	29 0
	Steve Towle	1975-80	3	30	10.0	16 0
	Pete Jaquess	1966-67	3	27	9.0	27 1
	A.J. Duhe	1977-84	3	18	6.0	11 0
	Ed Weisacosky	1968-70	3	10	3.3	7 0
	Aubrey Beavers	1994-95	3	8	2.7	8 0
	Nate Jones	2008-09, 2011	3	0	0.0	0 0
	<b>Jerome Baker</b>	<b>2018-22</b>	<b>3</b>	<b>59</b>	<b>19.7</b>	<b>34 1</b>
95.	Minkah Fitzpatrick	2018-19	2	64	32.0	50t 1
	Donovan Rose	1986-87	2	63	31.5	36 0
	Bob Neff	1966-68	2	54	27.0	22 0
	Rusty Chambers	1976-80	2	53	26.5	49 0
	Dwight Hollier	1992-99	2	47	23.5	36 0
	Walt Aikens	2014-19	2	43	21.5	43 0
	Ken Ellis	1976	2	40	20.0	40 0
	Bobby Harden	1990-93	2	39	19.5	22 0
	Robert Sowell	1983-85, 1987	2	36	18.0	29 0
	Steven Parker	2019	2	35	17.5	35 0
	Bill Stanfill	1969-76	2	32	16.0	17t 2
	Kerry Glenn	1990-92	2	31	15.5	31t 1
	Jamar Fletcher	2001-03	2	30	15.0	30 0
	Akin Ayodele	2008-09	2	29	14.5	17 0



## ALL-TIME LEADERS

INTERCEPTIONS						
PLAYER	YEARS	NO.	YDS.	AVG.	LG	TD
Byron Maxwell	2016-17	2	29	14.5	27	0
Dannell Ellerbe	2013-14	2	25	12.5	16	0
Henry Stuckey	1972-74	2	25	12.5	21	0
George Teague	1997	2	25	12.5	23	0
Tyrone Culver	2008-09	2	24	12.0	23	0
Derrick Shelby	2012-15	2	24	12.0	22t	1
Joey Porter	2007-08	2	19	9.5	14	0
Isa Abdul-Quddus	2016	2	16	8.0	9	0
Tate Randle	1987	2	16	8.0	11	0
<b>Byron Jones</b>	<b>2020-21</b>	<b>2</b>	<b>15</b>	<b>7.5</b>	<b>15</b>	<b>0</b>
John McGeever	1966	2	15	7.5	15	0
Tom Beier	1967, 1969	2	14	7.0	7	0
Robert Jones	1998-00	2	14	7.0	14t	1
Trell Hooper	1987	2	11	5.5	11	0
Benny Sapp	2010-11	2	9	4.5	9	0
Jeris White	1974-76	2	4	2.0	4	0
Tyrone Braxton	1994	2	3	1.5	3	0
Chris Green	1991-94	2	0	0.0	0	0
Derrick Pope	2004-07	2	0	0.0	0	0
Justin Coleman	2021	2	0	0.0	0	0
129. <b>Elandon Roberts</b>	<b>2021-22</b>	<b>1</b>	<b>85</b>	<b>85.0</b>	<b>85t</b>	<b>1</b>
Louis Delmas	2014	1	81	81.0	81t	1
Kenny Mixon	1998-01	1	56	56.0	56t	1
Marvin Mitchell	2011	1	55	55.0	55	0
Jay Brophy	1984-86	1	41	41.0	41	0
Jared Odrick	2010-14	1	39	39.0	39	0
Zack Bowman	2015	1	38	38.0	38	0
Kevin Burnett	2011-12	1	34	34.0	34t	1
Dean Brown	1970	1	32	32.0	32	0
Hugh Green	1985-91	1	28	28.0	28	0
Earl Faison	1966	1	26	26.0	26	0
Phillip Merling	2008-11	1	25	25.0	25t	1
Vern Den Herder	1971-82	1	24	24.0	24	0
<b>Andrew Van Ginkel</b>	<b>2019-22</b>	<b>1</b>	<b>23</b>	<b>23.0</b>	<b>23</b>	<b>0</b>
Charles Cornelius	1977-78	1	21	21.0	21	0
Bob Bruggers	1966-68	1	20	20.0	20	0
Ralph Ortega	1979-80	1	17	17.0	13	0
Jordan Phillips	2015-18	1	17	17.0	17	0
Bacarri Rambo	2016	1	17	17.0	17	0
<b>Verone McKinley III</b>	<b>2022</b>	<b>1</b>	<b>17</b>	<b>17.0</b>	<b>17</b>	<b>0</b>
Ted Davis	1970	1	15	15.0	15	0
Karlos Dansby	2010-12	1	14	14.0	14	0
Rick Graf	1987-90	1	14	14.0	14	0
Shawn Lee	1990-91	1	14	14.0	14	0
Cameron Wake	2009-18	1	12	12.0	12	0
<b>Justin Bethel</b>	<b>2022</b>	<b>1</b>	<b>11</b>	<b>11.0</b>	<b>11</b>	<b>0</b>
Mike Hull	2015-18	1	8	8.0	8	0
<b>Brandon Jones</b>	<b>2020-22</b>	<b>1</b>	<b>8</b>	<b>8.0</b>	<b>8</b>	<b>0</b>
<b>Christian Wilkins</b>	<b>2019-22</b>	<b>1</b>	<b>8</b>	<b>8.0</b>	<b>8</b>	<b>0</b>
Richard Marshall	2012	1	7	7.0	7	0
Jackie Shipp	1984-88	1	7	7.0	7	0
Craig Veasey	1993-94	1	7	7.0	7	0
Vince Biegel	2019	1	7	7.0	7	0
Reggie Howard	2004-05	1	5	5.0	5	0
Eric Kumerow	1988-90	1	5	5.0	5	0
Alex Moyer	1985-86	1	4	4.0	4	0
Greg Jeffries	1999-00	1	3	3.0	3	0
Ryan Lewis	2019	1	3	3.0	3	0
Jack Rudolph	1966	1	3	3.0	3	0
Chris Singleton	1993-96	1	3	3.0	3	0
Brendon Ayanbadejo	2003-04	1	2	2.0	2	0
Larry Ball	1972-74, 1977-78	1	2	2.0	2	0
Mike Charles	1983-86	1	2	2.0	2	0
Channing Crowder	2005-10	1	2	2.0	2	0
Mike Reichenbach	1990-91	1	2	2.0	2	0



## ALL-TIME LEADERS

### INTERCEPTIONS

PLAYER	YEARS	NO.	YDS.	AVG.	LG	TD
Randall Edmunds	1968-69	1	1	1.0	1	0
Bruce Alexander	1992-93	1	0	0.0	0	0
Bob Baumhower	1977-86	1	0	0.0	0	0
Tim Bowers	1994-04	1	0	0.0	0	0
Jeff Cross	1989-95	1	0	0.0	0	0
Scott Galyon	2000-02	1	0	0.0	0	0
Jermaine Haley	2000-02	1	0	0.0	0	0
Neville Hewitt	2015-17	1	0	0.0	0	0
Sean Hill	1994-96	1	0	0.0	0	0
<b>Noah Igbinoghene</b>	<b>2020-22</b>	<b>1</b>	<b>0</b>	<b>0.0</b>	<b>0</b>	<b>0</b>
Mack Lamb	1967-68	1	0	0.0	0	0
Chris Lammons	2019	1	0	0.0	0	0
Michael Lehan	2006-08	1	0	0.0	0	0
Darrell Malone	1992-94	1	0	0.0	0	0
Brice McCain	2015	1	0	0.0	0	0
Cliff Odom	1990-93	1	0	0.0	0	0
Muhammad Oliver	1994	1	0	0.0	0	0
Jamal Perry	2019-21	1	0	0.0	0	0
Vern Roberson	1977	1	0	0.0	0	0
Bryant Salter	1976	1	0	0.0	0	0
Terrance Shaw	2000	1	0	0.0	0	0
Donnie Spragan	2005-07	1	0	0.0	0	0
R.J. Stanford	2012-14	1	0	0.0	0	0
Michael Thomas	2013-17	1	0	0.0	0	0
Reggie Torbor	2008-09	1	0	0.0	0	0
Jason Trusnik	2011-14	1	0	0.0	0	0
Jay Williams	2002-04	1	0	0.0	0	0
Jeff Zgonina	2003-06	1	0	0.0	0	0
Daryl Gardener	1996-01	1	-1	-1.0	-1	0

### SACKS

PLAYER	YEARS	NO
1. Jason Taylor	1997-2007, 2009, 2011	131.0
2. Cameron Wake	2009-18	98.0
3. Bill Stanfill	1969-76	69.5
4. Doug Betters	1978-87	65.5
5. Vern Den Herder	1971-82	64.0
6. Jeff Cross	1988-95	59.5
7. Trace Armstrong	1995-2000	56.5
8. Bob Baumhower	1977-86	39.5
Kim Bokamper	1977-85	39.5
10. A.J. Duhe	1977-84	38.5

### KICKOFF RETURNS (Yards)

PLAYER	YEARS	NO.	YDS.	AVG.	LG	TD
1. Wes Welker	2004-06	166	3,756	22.6	95t	1
2. Ted Ginn, Jr.	2007-09	147	3,386	23.0	101t	2
3. Mercury Morris	1969-75	111	2,947	26.5	105t	3
4. Fulton Walker	1981-85	123	2,944	23.9	90t	1
5. Brock Marion	1998-03	107	2,517	23.5	93	0
6. Jakeem Grant Sr.	2016-21	89	2,206	24.8	102t	2
7. O.J. McDuffie	1993-01	92	2,103	22.9	48	0
8. Irving Spikes	1994-97	89	2,058	23.1	59	0
9. Lorenzo Hampton	1985-89	96	2,025	21.1	46	0
10. Marcus Thigpen	2012-13	77	1,910	24.8	96t	1



## ALL-TIME LEADERS

### PUNT RETURNS (Yards)

	PLAYER	YEARS	NO.	FC	YDS.	AVG.	LG	TD
1.	Jake Scott	1970-75	127	55	1,330	10.5	77t	1
2.	Wes Welker	2004-06	127	64	1,232	9.7	71	0
3.	Davone Bess	2008-12	115	85	1,196	10.4	47	0
4.	O.J. McDuffie	1993-01	127	91	1,127	8.9	72t	2
5.	Jakeem Grant Sr.	2016-21	101	28	978	9.7	88t	3
6.	Tom Vigorito	1981-85	79	22	830	10.5	87t	2
7.	Freddie Solomon	1975-77	71	5	810	11.4	79t	2
8.	Jarvis Landry	2014-17	89	53	804	9.0	69t	1
9.	Scott Schwedes	1987-90	75	18	732	9.8	70t	1
10.	Jeff Ogden	2000-01	51	22	700	13.7	81t	1

## TOP 20 SEASON LEADERS

### RUSHING YARDS

	NAME	YEAR	YARDS
1.	Ricky Williams	2002	1,853
2.	Ricky Williams	2003	1,372
3.	Jay Ajayi	2016	1,272
4.	Delvin Williams	1978	1,258
5.	Lamar Smith	2000	1,139
6.	Ricky Williams	2009	1,121
7.	Larry Csonka	1972	1,117
8.	Karim Abdul-Jabbar	1996	1,116
9.	Lamar Miller	2014	1,099
10.	Reggie Bush	2011	1,086
11.	Larry Csonka	1971	1,051
12.	Ronnie Brown	2006	1,008
13.	Larry Csonka	1973	1,003
14.	Mercury Morris	1972	1,000
15.	Reggie Bush	2012	986
16.	Lamar Smith	2001	968
17.	Karim Abdul-Jabbar	1998	960
18.	Mercury Morris	1973	954
19.	Ronnie Brown	2008	916
20.	Mark Higgs	1992	915

### PASSING YARDS

	NAME	YEAR	YARDS
1.	Dan Marino	1984	5,084
2.	Dan Marino	1986	4,746
3.	Dan Marino	1994	4,453
4.	Dan Marino	1988	4,434
5.	Ryan Tannehill	2015	4,208
6.	Dan Marino	1985	4,137
7.	Dan Marino	1992	4,116
8.	Ryan Tannehill	2014	4,045
9.	Dan Marino	1989	3,997
10.	Dan Marino	1991	3,970
11.	Ryan Tannehill	2013	3,913
12.	Dan Marino	1997	3,780
13.	Dan Marino	1995	3,668
14.	Chad Pennington	2008	3,653
15.	Dan Marino	1990	3,563
16.	Ryan Fitzpatrick	2019	3,529
17.	Dan Marino	1998	3,497
18.	Chad Henne	2010	3,301
19.	Ryan Tannehill	2012	3,294
20.	Jay Fiedler	2001	3,248

### PASSING TOUCHDOWNS

	NAME	YEAR	TDs
1.	Dan Marino	1984	48
2.	Dan Marino	1986	44
3.	Dan Marino	1985	30
	Dan Marino	1994	30
5.	Dan Marino	1988	28
6.	Ryan Tannehill	2014	27
7.	Dan Marino	1987	26
8.	Dan Marino	1991	25
9.	Dan Marino	1989	24
	Dan Marino	1992	24
	Dan Marino	1995	24
	Ryan Tannehill	2013	24
	Ryan Tannehill	2015	24
14.	Dan Marino	1998	23
15.	Bob Griese	1977	22
16.	Bob Griese	1968	21
	Dan Marino	1990	21
	Tua Tagovailoa	2022	21
18.	Dan Marino	1983	20
	Jay Fiedler	2001	20
	Ryan Fitzpatrick	2019	20

### RECEPTIONS

	NAME	YEAR	REC
1.	Jarvis Landry	2017	112
2.	Jarvis Landry	2015	110
3.	Jaylen Waddle	2021	104
4.	Tyreek Hill	2022	100
5.	Jarvis Landry	2016	94
6.	O.J. McDuffie	1998	90
7.	Mark Clayton	1988	86
	Brandon Marshall	2010	86
9.	Jarvis Landry	2014	84
10.	Chris Chambers	2005	82
11.	Brandon Marshall	2011	81
12.	Davone Bess	2010	79
13.	O.J. McDuffie	1997	76
	Davone Bess	2009	76
	Brian Hartline	2013	76
16.	Terry Kirby (RB)	1993	75
17.	O.J. McDuffie	1996	74
	Brian Hartline	2012	74
19.	Mark Clayton	1984	73
	Irving Fryar	1994	73
	Randy McMichael (TE)	2004	73
	Mike Wallace	2013	73



## TOP 20 SEASON LEADERS

### RECEIVING YARDS

NAME	YEAR	YARDS
1. Tyreek Hill	2022	1,460
2. Mark Clayton	1984	1,389
3. Mark Duper	1986	1,313
4. Mark Duper	1984	1,306
5. Irving Fryar	1994	1,270
6. Brandon Marshall	2011	1,214
7. DeVante Parker	2019	1,202
8. Jarvis Landry	2015	1,157
9. Mark Clayton	1986	1,150
10. Jarvis Landry	2016	1,136
11. Mark Clayton	1988	1,129
12. Chris Chambers	2005	1,118
13. Mark Duper	1991	1,085
14. Brian Hartline	2012	1,083
15. Mark Clayton	1991	1,053
16. O.J. McDuffie	1998	1,050
17. Tony Martin	1999	1,037
18. Brian Hartline	2013	1,016
19. Jaylen Waddle	2021	1,015
20. Brandon Marshall	2010	1,014

### POINTS

NAME	YEAR	POINTS
1. Olindo Mare	1999	144
Jason Sanders	2020	144
3. Caleb Sturgis	2014	128
4. Pete Stoyanovich	1992	124
5. Pete Stoyanovich	1991	121
6. Pete Stoyanovich	1995	118
7. Garo Yepremian	1971	117
Olindo Mare	1997	117
Olindo Mare	2000	117
10. Fuad Revez	1985	116
11. Garo Yepremian	1972	115
Dan Carpenter	2010	115
13. Olindo Mare	2002	114
14. Garo Yepremian	1973	113
Dan Carpenter	2011	113
16. Dan Carpenter	2009	112
17. Caleb Sturgis	2013	111
18. Uwe von Schamann	1981	109
Pete Stoyanovich	1993	109
20. Mark Clayton (WR)	1984	108
Olindo Mare	2005	108

### SACKS

NAME	YEAR	SACKS
1. Bill Stanfill	1973	18.5
Jason Taylor	2002	18.5
3. Joey Porter	2008	17.5
4. Trace Armstrong	2000	16.5
5. Doug Betters	1983	16.0
6. Adewale Ogundeye	2003	15.0
Cameron Wake	2012	15.0
8. Jason Taylor	2000	14.5
9. Doug Betters	1984	14.0
Bryan Cox	1992	14.0
Cameron Wake	2010	14.0
12. Jason Taylor	2006	13.5
13. Jason Taylor	2003	13.0

14. Trace Armstrong	1996	12.0
Jason Taylor	2005	12.0
16. Jeff Cross	1990	11.5
Olivier Vernon	2013	11.5
Cameron Wake	2014	11.5
Cameron Wake	2016	11.5
20. Mel Branch	1968	11.0
Vern Den Herder	1975	11.0
Jason Taylor	2007	11.0

### TACKLES

NAME	YEAR	TACKLES
1. Steve Towle	1976	217
2. Zach Thomas	2002	195
3. Zach Thomas	2003	184
4. Zach Thomas	1996	180
Zach Thomas	2001	180
6. Rusty Chambers	1979	178
7. Earnie Rhone	1981	171
8. Zach Thomas	2004	168
9. Zach Thomas	1999	167
10. Zach Thomas	2005	166
11. Zach Thomas	2006	165
12. Steve Towle	1975	164
13. Nick Buoniconti	1973	162
14. Zach Thomas	1998	160
15. Rusty Chambers	1978	151
16. Zach Thomas	1997	149
17. Bryan Cox	1994	147
18. Nick Buoniconti	1972	146
Bob Baumhower	1979	146
20. Nick Buoniconti	1970	145

### INTERCEPTIONS

NAME	YEAR	INTs
1. Dick Westmoreland	1967	10
Xavien Howard	2020	10
3. Willie West	1966	8
Dick Anderson	1968	8
Dick Anderson	1970	8
Dick Anderson	1973	8
Jake Scott	1974	8
Terrell Buckley	1998	8
Sam Madison	1998	8
10. Jake Scott	1971	7
Gerald Small	1980	7
Sam Madison	1999	7
Brian Walker	2000	7
Patrick Surtain	2003	7
Xavien Howard	2018	7
16. Jake Scott	1975	6
Tim Foley	1978	6
William Judson	1983	6
Glenn Blackwood	1984	6
Glenn Blackwood	1985	6
Terrell Buckley	1996	6
Patrick Surtain	2002	6



## DOLPHINS OUTSTANDING PERFORMANCES

### GAMES OF 300+ PASSING YARDS

PLAYER	DATE	OPPONENT	ATT.	COMP.	YDS.	TD	INT.	LG
Dan Marino	10/23/88	N.Y. JETS	60	35	521	3	5	56
Dan Marino	9/4/94	NEW ENGLAND	42	23	473	5	1	64t
Dan Marino	12/2/84	L.A. RAIDERS	57	35	470	4	2	64
<b>Tua Tagovailoa</b>	<b>9/18/22</b>	<b>at Baltimore</b>	<b>50</b>	<b>36</b>	<b>469</b>	<b>6</b>	<b>2</b>	<b>60t</b>
Dan Marino	10/1/95	at Cincinnati	48	33	450	2	1	58
Dan Marino	9/21/86	at N.Y. Jets	50	30	448	6	2	46t
Dan Marino	9/25/94	at Minnesota	54	29	431	3	3	43
Ryan Tannehill	9/30/12	at Arizona	41	26	431	1	2	80t
Dan Marino	9/30/84	at St. Louis	36	24	429	3	0	51
Dan Marino	9/24/89	N.Y. JETS	55	33	427	3	2	43t
Dan Marino	11/4/84	at N.Y. Jets	42	23	422	2	2	54
* Dan Marino	12/30/95	at Buffalo	64	33	422	2	3	45t
* Dan Marino	1/6/85	PITTSBURGH	32	21	421	4	1	41
Ryan Fitzpatrick	12/22/19	CINCINNATI	52	31	419	4	1	51
Chad Henne	9/12/11	New England	49	30	416	2	1	31
Joey Harrington	10/22/06	GREEN BAY	62	33	414	2	3	44
David Woodley	10/25/81	at Dallas	37	21	408	3	5	69t
Dan Marino	12/9/84	at Indianapolis	41	29	404	4	1	42
Dan Marino	11/16/86	at Buffalo	54	39	404	4	0	39
Dan Marino	12/12/88	CLEVELAND	50	30	404	4	3	46
* Don Strock	1/2/82	SAN DIEGO	43	29	403	4	1	50t
Dan Marino	12/14/86	at L.A. Rams	46	29	403	5	1	69t
Ryan Tannehill	12/21/14	MINNESOTA	47	35	396	4	1	41
Dan Marino	12/20/87	WASHINGTON	50	22	393	3	1	59t
Dan Marino	10/10/99	at Indianapolis	38	25	393	2	0	62
Dan Marino	9/29/85	at Denver	43	25	390	3	0	73
Dan Marino	11/23/97	at New England	60	38	389	0	3	27
Ryan Tannehill	9/18/16	at New England	45	32	387	2	2	33
<b>Tua Tagovailoa</b>	<b>10/30/22</b>	<b>at Detroit</b>	<b>36</b>	<b>29</b>	<b>382</b>	<b>3</b>	<b>0</b>	<b>42</b>
Brock Osweiler	10/14/18	CHICAGO	44	28	380	3	2	75t
Dan Marino	12/13/87	at Philadelphia	39	25	376	3	1	54
Dan Marino	10/12/97	at N.Y. Jets	38	27	372	2	0	36t
Bernie Kosar	10/15/95	at New Orleans	42	29	368	3	2	31t
Dan Marino	12/9/90	PHILADELPHIA	54	27	365	2	0	37
Steve DeBerg	12/5/93	N.Y. Giants	41	26	365	1	2	44
Ryan Fitzpatrick	12/1/19	PHILADELPHIA	39	27	365	3	1	43t
Chad Henne	9/26/10	N.Y. JETS	44	26	363	2	1	40
Dan Marino	11/10/85	N.Y. JETS	37	21	362	3	3	60
<b>Tua Tagovailoa</b>	<b>1/3/21</b>	<b>at Buffalo</b>	<b>58</b>	<b>35</b>	<b>361</b>	<b>1</b>	<b>3</b>	<b>31</b>
Gus Frerotte	11/13/05	NEW ENGLAND	47	25	360	2	1	47
Dan Marino	11/6/88	at New England	51	29	359	1	2	32
Dan Marino	11/12/89	at N.Y. Jets	34	18	359	3	2	78t
Dan Marino	11/27/94	at N.Y. Jets	44	31	359	4	2	28t
Ryan Tannehill	9/20/15	at Jacksonville	44	30	359	2	0	48
Dan Marino	10/25/92	INDIANAPOLIS	45	25	355	2	3	48t
Dan Marino	12/21/98	DENVER	38	23	355	4	1	56t
Dan Marino	11/27/88	at N.Y. Jets	35	17	353	5	0	80t
Ryan Tannehill	11/29/15	at N.Y. Jets	58	33	351	3	1	40
Ryan Tannehill	1/3/16	NEW ENGLAND	38	25	350	2	0	46
Ryan Fitzpatrick	10/11/20	at San Francisco	28	22	350	3	0	70
Bob Griese	11/20/78	at Houston	33	23	349	2	1	47
Chad Henne	12/20/09	at Tennessee	46	29	349	1	3	57
Ryan Tannehill	12/14/14	at New England	47	29	346	1	2	50
Dan Marino	12/8/85	at Green Bay	44	30	345	5	1	61
Scott Mitchell	10/31/93	KANSAS CITY	33	22	344	3	0	77t
Steve DeBerg	12/13/93	PITTSBURGH	44	27	344	1	2	47
Dan Marino	12/3/95	ATLANTA	50	35	343	2	2	32
Chad Pennington	11/23/08	NEW ENGLAND	41	24	341	3	1	46
Dan Marino	12/17/84	DALLAS	40	23	340	4	2	63
Dan Marino	12/24/89	KANSAS City	47	28	339	3	1	35
Dan Marino	11/18/84	at San Diego	41	28	338	2	1	32
Dan Marino	10/12/86	BUFFALO	41	24	337	1	1	39
Chad Henne	12/6/09	NEW ENGLAND	52	29	335	2	1	29
Dan Marino	10/22/89	GREEN BAY	37	24	333	2	2	61



## DOLPHINS OUTSTANDING PERFORMANCES

### GAMES OF 300+ PASSING YARDS

PLAYER	DATE	OPPONENT	ATT.	COMP.	YDS.	TD	INT.	LG
Dan Marino	11/12/95	NEW ENGLAND	37	27	333	2	2	31t
Dan Marino	11/1/87	PITTSBURGH	31	25	332	4	2	50t
Ryan Tannehill	12/1/13	at N.Y. Jets	43	28	331	2	1	31t
Dan Marino	11/17/85	at Indianapolis	37	22	330	1	0	42
Dan Marino	9/15/85	INDIANAPOLIS	48	29	329	2	0	26
Dan Marino	10/16/88	SAN DIEGO	45	26	329	1	0	51
Ryan Tannehill	12/27/15	INDIANAPOLIS	38	26	329	0	1	49
<b>Tua Tagovailoa</b>	<b>10/17/21</b>	<b>at Jacksonville</b>	<b>47</b>	<b>33</b>	<b>329</b>	<b>2</b>	<b>1</b>	<b>32</b>
<b>Teddy Bridgewater</b>	<b>10/16/22</b>	<b>MINNESOTA</b>	<b>34</b>	<b>23</b>	<b>329</b>	<b>2</b>	<b>2</b>	<b>49</b>
Jay Fiedler	12/28/03	N.Y. JETS	29	21	328	1	1	59
Ryan Fitzpatrick	9/20/20	BUFFALO	47	31	328	2	0	27
Bob Griese	9/14/69	at Cincinnati	39	19	327	1	2	50
Dan Marino	11/18/91	BUFFALO	42	23	326	2	2	41
Dan Marino	9/7/97	TENNESSEE	43	24	324	0	0	50
* Dan Marino	1/12/91	at Buffalo	49	23	323	3	2	64t
Dan Marino	10/12/98	at Jacksonville	49	30	323	2	1	28
Ryan Fitzpatrick	11/17/19	BUFFALO	45	32	323	0	0	50
Don Strock	12/15/79	N.Y. JETS	41	26	322	1	2	38
Dan Marino	10/9/83	BUFFALO	29	19	322	3	2	63
Dan Marino	9/14/92	at Cleveland	35	25	322	1	0	47
Dan Marino	12/27/99	N.Y. JETS	52	29	322	3	3	32t
Chad Henne	12/27/09	HOUSTON	55	35	322	1	1	35
Dan Marino	10/14/84	HOUSTON	32	25	321	3	0	32
Dan Marino	10/6/91	at New England	38	25	321	2	0	34
Dan Marino	11/16/92	BUFFALO	33	22	321	2	1	55
Dan Marino	12/13/98	N.Y. JETS	57	30	321	1	1	31
Dan Marino	12/27/98	at Atlanta	36	21	320	1	2	50
Jay Fiedler	12/22/01	at New England	37	21	320	1	0	44
Ryan Fitzpatrick	12/29/19	at New England	41	28	320	1	0	28
Ryan Tannehill	9/15/13	at Indianapolis	34	23	319	1	0	67
Ryan Tannehill	9/25/16	Cleveland	39	25	319	3	2	42t
** Dan Marino	1/20/85	vs. San Francisco	50	29	318	1	2	30
Trent Green	9/23/07	at N.Y. Jets	36	23	318	1	1	43
Dan Marino	10/21/84	at New England	39	24	316	4	1	28
<b>Tua Tagovailoa</b>	<b>12/13/20</b>	<b>KANSAS CITY</b>	<b>48</b>	<b>28</b>	<b>316</b>	<b>2</b>	<b>1</b>	<b>29t</b>
Cleo Lemon	12/16/07	BALTIMORE	39	23	315	1	0	64t
Ryan Fitzpatrick	10/4/20	SEATTLE	45	29	315	0	2	26
Chad Pennington	10/26/08	BALTIMORE	30	22	314	1	0	64
Dan Marino	12/5/99	INDIANAPOLIS	38	24	313	3	1	33t
Dan Marino	11/20/94	at Pittsburgh	45	31	312	1	1	45
Ryan Tannehill	12/15/13	NEW ENGLAND	37	25	312	3	0	39t
Dan Marino	9/2/84	at Washington	28	21	311	5	0	74
Dan Marino	12/4/94	BUFFALO	42	25	311	3	3	45t
Jay Cutler	11/5/17	Oakland	42	34	311	3	0	27
Dan Marino	12/7/97	DETROIT	39	24	310	2	1	27t
Jay Fiedler	9/29/02	at Kansas City	45	29	310	1	4	38
Ryan Tannehill	11/24/13	CAROLINA	42	28	310	1	1	57
David Woodley	9/27/81	at Baltimore	30	19	309	2	0	48
John Stofa	12/18/66	HOUSTON	38	22	307	4	2	48t
Dan Marino	12/1/91	TAMPA BAY	32	20	307	2	0	51
Chad Henne	11/28/10	at Oakland	30	17	307	2	1	57t
Ryan Tannehill	10/6/13	BALTIMORE	40	21	307	1	0	49
Ryan Tannehill	11/8/15	at Buffalo	35	26	307	0	0	46
Bob Griese	10/17/76	KANSAS CITY	35	25	306	1	2	39
Chad Henne	10/4/10	NEW ENGLAND	38	28	305	2	3	28t
Dan Marino	12/4/88	INDIANAPOLIS	32	26	304	3	1	55
Dan Marino	11/30/86	ATLANTA	40	20	303	2	4	54t
Dan Marino	10/25/87	BUFFALO	36	24	303	4	0	25t
A.J. Feeley	12/5/04	BUFFALO	51	25	303	3	5	36
Dan Marino	10/20/85	TAMPA BAY	39	27	302	3	1	42
<b>Tua Tagovailoa</b>	<b>11/6/22</b>	<b>at Chicago</b>	<b>30</b>	<b>21</b>	<b>302</b>	<b>3</b>	<b>0</b>	<b>39</b>
Dan Marino	9/28/86	SAN FRANCISCO	46	27	301	1	4	24
Dan Marino	12/10/89	NEW ENGLAND	32	21	300	0	1	36
Ryan Tannehill	10/29/15	at New England	44	28	300	0	2	29



## DOLPHINS OUTSTANDING PERFORMANCES

### GAMES OF 100+ RECEIVING YARDS

PLAYER	DATE	OPPONENT	NO.	YDS.	TD	LG
Brian Hartline	9/30/12	at Arizona	12	253	1	80t
Chris Chambers	12/4/05	BUFFALO	15	238	1	57
Mark Duper	11/10/85	N.Y. JETS	8	217	2	60t
Irving Fryar	9/4/94	NEW ENGLAND	5	211	3	54t
Nat Moore	10/4/81	N.Y. JETS	7	210	2	52
Mark Duper	10/9/83	BUFFALO	7	202	2	63
<b>Tyreek Hill</b>	<b>9/18/22</b>	<b>at Baltimore</b>	<b>11</b>	<b>190</b>	<b>2</b>	<b>60t</b>
<b>Tyreek Hill</b>	<b>10/30/22</b>	<b>at Detroit</b>	<b>12</b>	<b>188</b>	<b>0</b>	<b>42</b>
Duriel Harris	10/28/79	GREEN BAY	10	180	1	37t
Kenny Stills	11/19/17	TAMPA BAY	7	180	1	61t
Mark Duper	9/2/84	at Washington	6	178	2	74t
Mark Clayton	12/2/84	L.A. RAIDERS	9	177	2	64t
<b>Tyreek Hill</b>	<b>10/16/22</b>	<b>MINNESOTA</b>	<b>12</b>	<b>177</b>	<b>0</b>	<b>28</b>
Ted Ginn, Jr.	10/26/08	BUFFALO	7	175	0	64
Mark Clayton	9/21/86	at N.Y. Jets	8	174	1	42
Mark Duper	9/23/84	INDIANAPOLIS	7	173	2	80t
<b>Jaylen Waddle</b>	<b>9/18/22</b>	<b>at Baltimore</b>	<b>11</b>	<b>171</b>	<b>2</b>	<b>59</b>
Mark Duper	12/20/87	WASHINGTON	6	170	3	59t
Tony Martin	10/10/99	at Indianapolis	10	166	1	40
Brandon Marshall	9/26/10	N.Y. JETS	10	166	1	40
Duriel Harris	10/25/81	at Dallas	6	165	0	45
Jarvis Landry	11/29/15	at N.Y. Jets	13	165	1	40
Jimmy Cefalo	10/25/81	at Dallas	5	164	1	69t
Mark Duper	9/30/84	at St. Louis	8	164	0	51
Bo Roberson	12/4/66	at Denver	6	161	0	71
Irving Fryar	9/25/94	at Minnesota	6	160	0	43
<b>Tyreek Hill</b>	<b>9/29/22</b>	<b>at Cincinnati</b>	<b>10</b>	<b>160</b>	<b>0</b>	<b>64</b>
DeVante Parker	12/1/19	PHILADELPHIA	7	159	2	43t
Paul Warfield	11/14/71	PITTSBURGH	3	158	3	86t
Mark Duper	11/4/84	at N.Y. Jets	7	155	0	54
Albert Wilson	10/14/18	CHICAGO	6	155	2	75t
Mark Duper	9/21/86	at N.Y. Jets	7	154	2	46t
* O.J. McDuffie	12/30/95	at Buffalo	11	154	1	31
Mark Clayton	10/23/88	N.Y. JETS	10	153	2	45t
Oronde Gadsden	12/27/98	at Atlanta	9	153	0	50
Chris Chambers	12/28/03	N.Y. JETS	9	153	1	24
Mark Clayton	12/17/84	DALLAS	4	150	3	63t
* Mark Duper	1/6/85	PITTSBURGH	5	148	2	41t
Terry Kirby	12/19/93	Buffalo	9	148	1	30t
Paul Warfield	9/19/71	at Denver	6	146	1	36
Chris Chambers	1/2/05	at Baltimore	4	146	1	76t
<b>Tyreek Hill</b>	<b>12/4/22</b>	<b>at San Francisco</b>	<b>9</b>	<b>146</b>	<b>1</b>	<b>45t</b>
Duriel Harris	11/8/81	at New England	8	145	0	55
Mark Duper	12/14/86	at L.A. Rams	5	145	3	69t
Nat Moore	12/17/77	BUFFALO	5	144	1	67
Mark Clayton	9/30/84	at St. Louis	5	143	1	42
Mark Clayton	9/7/86	at San Diego	5	143	2	49t
Brandon Marshall	12/24/11	at New England	6	143	1	47
<b>Tyreek Hill</b>	<b>11/6/22</b>	<b>at Chicago</b>	<b>7</b>	<b>143</b>	<b>1</b>	<b>39</b>
Otto Stowe	11/27/72	ST. LOUIS	6	140	2	37t
* Paul Warfield	12/25/71	at Kansas City	7	140	0	42
Paul Warfield	11/17/74	BUFFALO	4	139	1	54
Fred Barnett	12/8/96	N.Y. GIANTS	4	139	0	66
Brandon Marshall	9/12/11	New England	7	139	0	31
Mark Clayton	9/1/91	at Buffalo	6	138	2	43t
Chris Chambers	12/15/02	OAKLAND	7	138	0	40
Patrick Cobbs	10/12/08	at Houston	3	138	2	80t
O.J. McDuffie	10/27/97	CHICAGO	7	137	0	55
DeVante Parker	12/29/19	at New England	8	137	0	28
<b>Jaylen Waddle</b>	<b>11/28/21</b>	<b>CAROLINA</b>	<b>9</b>	<b>137</b>	<b>1</b>	<b>57</b>
Lamar Thomas	12/21/98	DENVER	6	136	3	56t
O.J. McDuffie	9/7/97	TENNESSEE	8	135	0	50
Jarvis Landry	9/18/16	at New England	10	135	0	33
Kenny Stills	12/9/18	NEW ENGLAND	8	135	1	43
DeVante Parker	11/17/19	BUFFALO	7	135	0	50





## DOLPHINS OUTSTANDING PERFORMANCES

### GAMES OF 100+ RECEIVING YARDS

PLAYER	DATE	OPPONENT	NO.	YDS.	TD	LG
Mark Duper	10/30/83	L.A. RAMS	7	134	1	46t
Mark Duper	12/9/91	CINCINNATI	7	134	1	43t
DeVante Parker	10/25/18	at Houston	6	134	0	46
Paul Warfield	12/10/72	at N.Y. Giants	4	132	1	44
Mark Duper	10/23/88	N.Y. JETS	6	132	0	56
O.J. McDuffie	11/8/98	INDIANAPOLIS	9	132	2	61t
<b>Mike Gesicki</b>	<b>9/20/20</b>	<b>BUFFALO</b>	<b>8</b>	<b>130</b>	<b>1</b>	<b>27</b>
Mark Duper	10/15/89	at Cincinnati	5	129	0	41
Davone Bess	11/25/12	Seattle	7	129	0	39
<b>Jaylen Waddle</b>	<b>10/16/22</b>	<b>MINNESOTA</b>	<b>6</b>	<b>129</b>	<b>0</b>	<b>49</b>
Bo Roberson	9/18/66	at Buffalo	5	128	1	54t
Marlin Briscoe	11/12/72	NEW ENGLAND	4	128	2	51t
Mark Clayton	12/3/89	at Kansas City	9	128	1	47
Chris Chambers	10/24/04	ST. LOUIS	3	128	1	71t
Duriel Harris	10/9/77	at Baltimore	4	127	0	47
Nat Moore	9/30/79	at N.Y. Jets	8	127	1	36
Mark Clayton	12/9/84	at Indianapolis	9	127	1	32
Brandon Marshall	10/17/10	at Green Bay	10	127	0	23
Brian Hartline	12/1/13	at N.Y. Jets	9	127	1	31t
Mike Wallace	11/24/13	CAROLINA	5	127	1	57
Jack Clancy	12/3/67	at Houston	7	126	1	44t
* Paul Warfield	1/2/72	BALTIMORE	2	125	1	75t
Mark Clayton	11/12/89	at N.Y. Jets	4	125	1	78t
Mark Duper	10/7/90	N.Y. JETS	5	125	2	69t
Howard Twilley	11/3/68	at San Diego	7	124	1	38
Nat Moore	10/10/76	at Baltimore	3	124	1	67t
Chris Chambers	12/22/01	at New England	7	124	0	44
Mark Duper	9/13/87	at New England	9	123	2	26
Oronde Gadsden	10/10/99	at Indianapolis	4	123	1	62
Marty Booker	10/10/04	at New England	7	123	0	45
Davone Bess	9/30/12	at Arizona	7	123	0	21
Paul Warfield	10/10/70	at N.Y. Jets	5	122	1	40
Mark Clayton	11/3/85	at New England	7	122	0	39
Mark Clayton	10/29/89	at Buffalo	7	122	1	44t
Mel Baker	12/15/74	NEW ENGLAND	4	121	2	46t
Nat Moore	9/23/79	CHICAGO	5	121	0	36
Mark Duper	11/20/83	BALTIMORE	5	121	1	85t
O.J. McDuffie	10/20/96	at Philadelphia	7	121	2	36
Chris Chambers	12/11/05	at San Diego	8	121	2	35t
Chris Chambers	12/3/06	JACKSONVILLE	8	121	0	46
Paul Warfield	10/3/70	OAKLAND	3	120	2	54t
Tony Nathan	9/29/85	at Denver	10	120	0	73
Tony Martin	9/10/00	at Minnesota	6	120	0	44
Rishard Matthews	11/11/13	at Tampa Bay	11	120	2	19t
Jarvis Landry	9/25/16	Cleveland	7	120	1	42t
Duriel Harris	11/18/79	at Cleveland	4	119	0	51
Fred Banks	12/10/89	NEW ENGLAND	6	119	0	36
Oronde Gadsden	10/23/00	at N.Y. Jets	7	119	0	29
DeVante Parker	11/29/20	at N.Y. Jets	8	119	0	25
Tony Nathan	9/28/80	NEW ORLEANS	7	118	0	22
Mark Duper	10/16/88	SAN DIEGO	7	118	1	51
Fred Banks	12/12/88	CLEVELAND	6	118	0	46
* O.J. McDuffie	1/9/99	at Denver	9	118	0	23
Tony Martin	10/17/99	at New England	7	118	1	69t
Chris Chambers	9/7/03	HOUSTON	7	118	2	57t
Duriel Harris	9/9/79	SEATTLE	5	117	0	51
* Mark Duper	12/31/83	SEATTLE	9	117	1	32t
Ferrell Edmunds	11/27/88	at N.Y. Jets	2	117	1	80t
Mark Ingram	11/27/94	at N.Y. Jets	9	117	4	28t
Davone Bess	12/6/09	NEW ENGLAND	10	117	1	19
Duriel Harris	11/12/76	BALTIMORE	5	116	0	44
Duriel Harris	11/25/79	at Baltimore	7	116	2	31t
Mark Clayton	11/27/88	at N.Y. Jets	7	116	2	31t
Oronde Gadsden	11/25/01	at Buffalo	8	116	0	42
DeVante Parker	1/3/21	at Buffalo	7	116	0	31



## DOLPHINS OUTSTANDING PERFORMANCES

### GAMES OF 100+ RECEIVING YARDS

PLAYER	DATE	OPPONENT	NO.	YDS.	TD	LG
Mark Duper	11/30/86	ATLANTA	4	115	1	54t
Marty Booker	11/23/06	at Detroit	7	115	2	48
Mike Wallace	9/15/13	at Indianapolis	9	115	1	34
Rishard Matthews	9/20/15	at Jacksonville	6	115	0	48
<b>Mike Gesicki</b>	<b>10/17/21</b>	<b>at Jacksonville</b>	<b>8</b>	<b>115</b>	<b>0</b>	<b>32</b>
Jack Clancy	11/19/67	at Oakland	8	114	0	39
Nat Moore	9/25/77	at San Francisco	3	114	2	73t
Duriel Harris	11/30/81	PHILADELPHIA	9	114	1	39
* Tony Nathan	1/2/82	SAN DIEGO	9	114	1	32
Freddie Solomon	12/5/76	BUFFALO	5	114	1	53t
* Tony Nathan	1/6/85	PITTSBURGH	8	114	0	30
Oronde Gadsden	1/2/00	at Washington	9	114	1	26
Brian Hartline	9/8/13	at Cleveland	9	114	1	34t
Charles Clay	12/21/14	MINNESOTA	6	114	0	41
Joe Auer	9/17/67	DENVER	2	113	1	68t
Marlin Briscoe	9/15/74	at New England	9	113	1	20
Nat Moore	11/2/75	at Chicago	4	113	1	79t
Mark Duper	9/24/89	N.Y. JETS	6	113	0	26
* Mark Duper	1/12/91	at Buffalo	3	113	1	64t
Irving Fryar	11/20/94	at Pittsburgh	6	113	0	45
Irving Fryar	9/10/95	at New England	3	113	2	67t
Chris Chambers	11/11/01	at Indianapolis	3	113	2	74t
Rishard Matthews	9/27/15	BUFFALO	6	113	2	46t
Irving Fryar	11/13/94	CHICAGO	9	112	0	21
James McKnight	11/24/02	SAN DIEGO	3	111	1	77
Davone Bess	11/28/10	at Oakland	6	111	0	29
Greg Camarillo	11/2/08	at Denver	11	111	0	23
Brian Hartline	9/16/12	Oakland	9	111	0	21
Jarvis Landry	12/27/15	Indianapolis	7	111	0	26
DeVante Parker	12/22/19	CINCINNATI	5	111	1	51
Frank Jackson	12/18/66	HOUSTON	4	110	1	48t
Mark Clayton	10/7/84	at Pittsburgh	5	110	0	33
Mark Duper	11/2/86	HOUSTON	2	110	1	85t
Jim Jensen	11/6/88	at New England	12	110	0	17
Scott Schwedes	12/18/88	at Pittsburgh	4	110	0	42
Tony Martin	10/4/93	Washington	4	110	1	80t
Irving Fryar	12/4/94	BUFFALO	5	110	2	45t
Irving Fryar	9/3/95	N.Y. JETS	5	110	2	50t
O.J. McDuffie	11/23/97	at New England	9	110	0	27
Marty Booker	10/22/06	GREEN BAY	7	110	1	40
Greg Camarillo	12/13/09	at Jacksonville	7	110	0	24
Jarvis Landry	9/20/15	at Jacksonville	8	110	0	36
DeVante Parker	10/4/20	SEATTLE	10	110	0	21
Jim Kiick	10/26/69	BUFFALO	3	109	1	53t
Duriel Harris	9/11/83	NEW ENGLAND	4	109	1	64t
Nat Moore	9/29/85	at Denver	5	109	1	69t
Mark Clayton	10/19/86	L.A. RAIDERS	4	109	1	68t
Mark Duper	11/16/86	at Buffalo	7	109	1	27t
* Keith Jackson	1/8/95	at San Diego	8	109	2	31
Tony Martin	12/5/99	INDIANAPOLIS	6	109	1	33t
Chris Chambers	9/16/07	DALLAS	9	109	0	24
Greg Camarillo	12/16/07	BALTIMORE	3	109	1	64t
Brandon Marshall	10/17/11	at N.Y. Jets	6	109	0	46
Charles Clay	9/15/13	at Indianapolis	5	109	0	67
Paul Warfield	10/31/71	at L.A. Rams	3	108	1	74t
Mark Clayton	12/12/88	CLEVELAND	8	108	2	21
O.J. McDuffie	11/6/94	INDIANAPOLIS	7	108	1	28t
Ted Ginn, Jr.	9/21/09	INDIANAPOLIS	11	108	0	21
Jarvis Landry	12/17/16	at N.Y. Jets	3	108	1	66t
Mark Duper	12/2/85	CHICAGO	5	107	0	52
Scott Schwedes	11/12/89	at N.Y. Jets	3	107	1	65t
Terry Kirby	12/13/93	Pittsburgh	7	107	0	47
Anthony Fasano	11/14/10	TENNESSEE	5	107	1	31
Brian Hartline	11/4/12	at Indianapolis	8	107	0	35
Jakeem Grant Sr.	12/24/17	at Kansas City	4	107	1	65t



## DOLPHINS OUTSTANDING PERFORMANCES

### GAMES OF 100+ RECEIVING YARDS

PLAYER	DATE	OPPONENT	NO.	YDS.	TD	LG
Larry Seiple	11/16/69	at Buffalo	8	106	0	25
Nat Moore	10/17/76	KANSAS CITY	5	106	0	39
* Duriel Harris	1/2/82	SAN DIEGO	6	106	0	34
Mark Clayton	10/28/84	BUFFALO	3	106	2	65t
Mark Clayton	9/15/85	INDIANAPOLIS	8	106	1	26
Tony Martin	12/1/91	TAMPA BAY	5	106	1	51
Mark Duper	12/15/91	at San Diego	8	106	0	39
O.J. McDuffie	11/10/96	INDIANAPOLIS	6	106	1	36
Charles Jordan	11/30/97	at Oakland	5	106	2	44t
Brandon Marshall	12/19/10	BUFFALO	11	106	1	16
Brandon Marshall	11/6/11	at Kansas City	8	106	1	30
DeVante Parker	1/3/16	NEW ENGLAND	5	106	1	46
DeVante Parker	9/18/16	at New England	8	106	0	28
Kenny Stills	9/9/18	TENNESSEE	4	106	2	75t
<b>Jaylen Waddle</b>	<b>10/30/22</b>	<b>at Detroit</b>	<b>8</b>	<b>106</b>	<b>2</b>	<b>29t</b>
Preston Williams	10/11/20	at San Francisco	4	106	1	47
Nat Moore	11/4/84	at N.Y. Jets	5	105	1	37t
Andre Brown	10/29/89	at Buffalo	5	105	1	44t
O.J. McDuffie	12/13/98	N.Y. JETS	11	105	1	20
Mike Wallace	10/6/13	BALTIMORE	7	105	0	49
Mike Wallace	12/15/13	NEW ENGLAND	6	105	1	39
Joe Auer	11/27/66	NEW ENGLAND	5	104	1	22
Karl Noonan	9/14/68	HOUSTON	7	104	1	44
Paul Warfield	10/3/71	N.Y. JETS	4	104	0	-
Paul Warfield	9/15/74	at New England	5	104	0	39
Howard Twilley	10/17/76	KANSAS CITY	8	104	1	20
Mark Clayton	12/13/87	at Philadelphia	7	104	2	21
Tony Martin	10/13/91	at Kansas City	4	104	0	54
Chris Chambers	11/7/04	ARIZONA	7	104	0	30
Marty Booker	9/11/05	DENVER	5	104	1	60t
Mike Wallace	12/14/14	at New England	5	104	1	50
Paul Warfield	12/15/73	DETROIT	6	103	4	29
Irving Fryar	9/26/93	at Buffalo	7	103	1	36t
Mark Ingram	10/31/93	Kansas city	4	103	1	77t
Irving Fryar	11/7/93	at N. Y. Jets	6	103	1	65t
Irving Fryar	11/27/94	at N.Y. Jets	5	103	0	25
Oronde Gadsden	12/5/99	INDIANAPOLIS	6	103	1	24t
Chris Chambers	11/21/04	at Seattle	9	103	1	28
Marty Booker	12/10/06	NEW ENGLAND	8	103	1	32t
Brandon Marshall	11/24/11	at Dallas	5	103	1	39
DeVante Parker	11/13/16	at San Diego	5	103	0	56
Jarvis Landry	12/11/16	ARIZONA	4	103	0	71
Jack Clancy	10/8/67	KANSAS CITY	6	102	0	28
Larry Seiple	11/2/69	at N.Y. Jets	7	102	2	29t
Nat Moore	11/9/75	N.Y. JETS	4	102	0	63
Nat Moore	12/15/79	N.Y. JETS	5	102	0	34
Tony Nathan	11/20/80	SAN DIEGO	7	102	1	20
Mark Duper	9/28/86	SAN FRANCISCO	7	102	0	24
Mark Duper	10/5/86	at New England	4	102	0	45
Mark Clayton	12/10/89	NEW ENGLAND	6	102	0	34
Mark Clayton	12/24/89	KANSAS CITY	6	102	1	35
O.J. McDuffie	11/29/98	NEW ORLEANS	9	102	3	22t
Tony Martin	12/27/99	N.Y. JETS	6	102	1	32t
Oronde Gadsden	11/4/01	CAROLINA	5	102	0	61
Chris Chambers	9/29/02	at Kansas City	6	102	0	38
Randy McMichael	10/19/03	NEW ENGLAND	8	102	0	22
Marty Booker	11/13/05	NEW ENGLAND	5	102	0	35
Brandon Marshall	12/26/10	DETROIT	10	102	0	14
* Jarvis Landry	1/8/17	at Pittsburgh	11	102	0	17
<b>Jaylen Waddle</b>	<b>9/25/22</b>	<b>BUFFALO</b>	<b>4</b>	<b>102</b>	<b>0</b>	<b>45</b>
Jim Mandich	9/29/74	at San Diego	4	101	0	44
* Tony Nathan	1/4/86	CLEVELAND	10	101	0	39
Tony Nathan	9/28/86	SAN FRANCISCO	10	101	0	18
Mark Duper	10/19/86	L.A. RAIDERS	5	101	0	44
Tony Martin	9/13/99	at Denver	4	101	0	40



## DOLPHINS OUTSTANDING PERFORMANCES

### GAMES OF 100+ RECEIVING YARDS

PLAYER	DATE	OPPONENT	NO.	YDS.	TD	LG
Chris Chambers	11/25/01	at Buffalo	5	101	2	32t
Chris Chambers	11/27/05	at Oakland	6	101	0	24
Chris Chambers	9/23/07	at N.Y. Jets	6	101	0	26
Mark Duper	11/1/87	PITTSBURGH	5	100	1	50t
Mark Clayton	9/29/91	at N.Y. Jets	7	100	1	25
Mark Duper	11/16/92	BUFFALO	5	100	0	55
Keith Jackson	9/18/94	N.Y. JETS	6	100	0	35
Charles Jordan	9/14/97	at Green Bay	4	100	1	44
Kenny Stills	10/23/16	BUFFALO	5	100	1	66t

### GAMES OF 100+ RUSHING YARDS

PLAYER	DATE	OPPONENT	ATT.	YDS.	TD	LG
Ricky Williams	12/1/02	at Buffalo	27	228	2	55t
Ricky Williams	12/9/02	CHICAGO	31	216	2	63t
Jay Ajayi	10/23/16	BUFFALO	28	214	1	53
* Lamar Smith	12/30/00	INDIANAPOLIS	40	209	2	24
Jay Ajayi	12/24/16	at Buffalo	32	206	1	57
Jay Ajayi	10/16/16	PITTSBURGH	25	204	2	62t
Reggie Bush	12/18/11	at Buffalo	25	203	1	76t
+ Mercury Morris	9/30/73	NEW ENGLAND	15	197	3	70t
Ricky Williams	12/29/02	at New England	31	185	2	30
Lamar Miller	12/28/14	N.Y. JETS	19	178	1	97t
Lamar Miller	10/25/15	HOUSTON	14	175	1	85t
Gary Davis	12/17/77	BUFFALO	26	172	1	60t
Ricky Williams	12/24/05	TENNESSEE	26	172	1	35
Reggie Bush	9/16/12	Oakland	26	172	2	65t
Troy Stradford	11/22/87	at Dallas	17	169	1	51
Sammie Smith	9/9/90	at New England	23	159	1	27
Lamar Smith	1/6/02	BUFFALO	30	158	1	25
Ronnie Brown	11/5/06	at Chicago	29	157	0	27
Lamar Smith	10/23/00	at N.Y. Jets	23	155	2	68t
Ricky Williams	9/21/03	BUFFALO	42	153	1	21
Karim Abdul-Jabbar	12/22/96	at N.Y. Jets	30	152	1	17t
Abner Haynes	9/17/67	DENVER	12	151	2	65t
Delvin Williams	11/9/80	at Los Angeles	12	151	0	65
Ricky Williams	9/22/02	N.Y. JETS	24	151	1	53t
Bernie Parmalee	10/16/94	L.A. RAIDERS	30	150	0	26
Lorenzo Hampton	11/24/86	N.Y. JETS	19	148	2	54t
Mark Higgs	9/1/91	at Buffalo	30	146	1	20
** Larry Csonka	1/13/74	vs. Minnesota	33	145	2	14t
Lamar Smith	9/3/00	SEATTLE	27	145	1	36
Mercury Morris	11/11/73	BALTIMORE	12	144	2	53t
Delvin Williams	11/12/78	at Buffalo	26	144	2	26t
Lamar Smith	10/7/01	NEW ENGLAND	29	144	1	17
Ricky Williams	11/24/02	SAN DIEGO	29	143	2	19
Leroy Harris	12/5/77	BALTIMORE	17	140	1	77t
Benny Malone	10/9/77	at Baltimore	12	139	2	62t
Larry Csonka	10/24/71	at N.Y. Jets	20	137	2	21t
Ronnie Brown	9/21/09	INDIANAPOLIS	24	136	2	19
Delvin Williams	9/17/78	BUFFALO	24	135	1	18t
Ronnie Brown	9/30/07	OAKLAND	15	134	1	60
Knowshon Moreno	9/7/14	NEW ENGLAND	24	134	1	15
Ricky Williams	9/15/02	at Indianapolis	24	132	0	19
Ronnie Brown	9/25/05	CAROLINA	23	132	1	58
Mark Higgs	12/1/91	TAMPA BAY	25	131	1	19t
Jay Ajayi	10/15/17	at Atlanta	26	130	0	18
Andra Franklin	12/5/82	MINNESOTA	28	129	1	12t
Bernie Parmalee	12/12/94	KANSAS CITY	19	127	1	47t
Karim Abdul-Jabbar	11/15/98	at Carolina	25	127	1	30
Ronnie Brown	10/15/06	at N.Y. Jets	22	127	1	26
Mercury Morris	10/5/75	at Green Bay	31	125	0	11
Lamar Smith	11/5/00	at Detroit	24	125	2	46t
Ricky Williams	9/14/03	at N.Y. Jets	34	125	1	22
Ronnie Brown	10/5/08	SAN DIEGO	24	125	1	13



## DOLPHINS OUTSTANDING PERFORMANCES

### GAMES OF 100+ RUSHING YARDS

PLAYER	DATE	OPPONENT	ATT.	YDS.	TD	LG
Mercury Morris	10/26/75	at Buffalo	20	124	0	35
Karim Abdul-Jabbar	9/15/96	N.Y. JETS	23	124	2	29
Jesse Chatman	11/11/07	BUFFALO	27	124	0	23
Larry Csonka	12/2/74	CINCINNATI	24	123	0	24
Sammie Smith	11/5/89	Indianapolis	25	123	0	25
Bernie Parmalee	10/30/94	at New England	25	123	0	17
Sammy Morris	12/10/06	NEW ENGLAND	25	123	1	44
Kalen Ballage	12/16/18	at Minnesota	12	123	1	75t
Jay Ajayi	9/17/17	at L.A. Chargers	28	122	0	20
<b>Salvon Ahmed</b>	<b>12/20/20</b>	<b>NEW ENGLAND</b>	<b>22</b>	<b>122</b>	<b>1</b>	<b>31</b>
Larry Csonka	11/9/69	at Boston	16	121	1	54t
Jim Kiick	10/24/71	at N.Y. Jets	17	121	0	24
Don Nottingham	9/28/75	at New England	16	120	1	40t
Troy Stradford	12/7/87	N.Y. JETS	30	120	3	21
Bernie Parmalee	10/22/95	at N.Y. Jets	24	120	0	25
Kenyan Drake	12/3/17	DENVER	23	120	1	42t
Benny Malone	10/31/76	NEW ENGLAND	21	119	0	17
Delvin Williams	9/3/78	at N.Y. Jets	11	119	1	58t
Tony Nathan	12/6/81	NEW ENGLAND	17	119	0	24
Ricky Williams	11/19/09	at Carolina	22	119	2	46t
<b>Jeff Wilson Jr.</b>	<b>11/13/22</b>	<b>vs. Cleveland</b>	<b>17</b>	<b>119</b>	<b>1</b>	<b>20</b>
Larry Csonka	9/17/72	at Kansas City	21	118	1	17t
Benny Malone	10/24/76	at Tampa Bay	22	118	1	28
* Larry Csonka	12/30/73	OAKLAND	29	117	3	15
Duke Johnson	1/9/22	NEW ENGLAND	25	117	1	27
Mercury Morris	11/7/71	BUFFALO	13	116	1	45
Delvin Williams	10/22/78	at New England	19	116	1	24
Larry Csonka	12/6/70	NEW ENGLAND	21	115	1	30
Karim Abdul-Jabbar	9/1/96	NEW ENGLAND	26	115	1	14
Ronnie Brown	12/31/06	at Indianapolis	21	115	0	47
Ronnie Brown	10/4/09	BUFFALO	20	115	2	38
Ricky Williams	11/29/09	at Buffalo	27	115	1	11
Larry Csonka	11/27/72	ST. LOUIS	16	114	0	20
Larry Csonka	10/15/73	at Cleveland	21	114	2	13
* Larry Csonka	12/21/74	at Oakland	24	114	0	26
Mercury Morris	10/19/75	at N.Y. Jets	16	114	1	49
Mark Higgs	10/24/93	Indianapolis	17	114	0	31
Ronnie Brown	10/7/07	at Houston	23	114	1	22
Kenyan Drake	12/11/17	NEW ENGLAND	25	114	0	31
Mercury Morris	12/3/72	at New England	15	113	0	20
Ronnie Brown	9/21/08	at New England	17	113	4	62t
Reggie Bush	12/24/11	at New England	22	113	0	12
Lamar Miller	10/18/15	at Tennessee	19	113	1	22
Lamar Miller	12/6/15	BALTIMORE	20	113	0	22
<b>Raheem Mostert</b>	<b>10/9/22</b>	<b>at N.Y. Jets</b>	<b>18</b>	<b>113</b>	<b>1</b>	<b>24</b>
** Larry Csonka	1/14/73	vs. Washington	15	112	0	22
* Andra Franklin	1/8/83	NEW ENGLAND	26	112	1	13
Ronnie Brown	9/23/07	at N.Y. Jets	23	112	2	13
Jim Kiick	11/10/68	at Buffalo	23	111	1	25t
Benny Malone	10/3/76	L.A. RAMS	19	111	1	20
Mark Higgs	9/8/91	INDIANAPOLIS	27	111	0	24
Mark Higgs	9/20/92	L.A. RAMS	23	111	0	12
Ricky Williams	9/8/02	DETROIT	20	111	2	37
Ricky Williams	12/21/03	at Buffalo	29	111	0	22
Jay Ajayi	11/6/16	N.Y. JETS	24	111	1	20t
Troy Stradford	11/1/87	PITTSBURGH	19	110	1	13
Ronnie Brown	12/25/06	N.Y. JETS	18	110	0	17
Lorenzo Hampton	12/22/86	NEW ENGLAND	13	109	0	20
Larry Csonka	11/30/70	at Atlanta	19	108	1	18
Jim Kiick	9/26/71	at Buffalo	20	108	0	16
Benny Malone	11/3/74	ATLANTA	24	108	1	13
Leroy Harris	11/20/77	at Cincinnati	20	108	0	16
Sammie Smith	12/30/90	INDIANAPOLIS	29	108	1	13
Mark Higgs	11/21/93	New England	19	108	0	29
Karim Abdul-Jabbar	10/19/97	at Baltimore	22	108	3	15



## DOLPHINS OUTSTANDING PERFORMANCES

### GAMES OF 100+ RUSHING YARDS

PLAYER	DATE	OPPONENT	ATT.	YDS.	TD	LG
Karim Abdul-Jabbar	9/6/98	at Indianapolis	23	108	1	16
Karim Abdul-Jabbar	9/20/98	PITTSBURGH	33	108	1	18
Ricky Williams	1/1/06	at New England	28	108	1	09
Ricky Williams	12/13/09	at Jacksonville	28	108	1	12
Lamar Miller	9/21/14	KANSAS CITY	15	108	0	24
Larry Csonka	10/22/72	BUFFALO	18	107	1	21
Mercury Morris	11/19/72	N.Y. JETS	23	107	2	20t
Larry Csonka	11/4/73	at N.Y. Jets	19	107	0	16
Norm Bulaich	9/13/76	at Buffalo	19	107	0	26
Delvin Williams	10/9/78	CINCINNATI	24	107	0	19
Andra Franklin	12/12/82	at New England	23	107	0	15
Mark Higgs	11/8/92	at Indianapolis	20	107	1	22
Lamar Smith	12/10/01	INDIANAPOLIS	28	107	0	17
Ricky Williams	11/23/03	WASHINGTON	23	107	2	24t
Ricky Williams	12/15/03	PHILADELPHIA	18	107	1	45
Daniel Thomas	9/18/11	Houston	18	107	0	14
Duke Johnson	12/19/21	N.Y. Jets	22	107	2	12
Jim Kiick	11/2/69	at N.Y. Jets	15	106	0	27
Mercury Morris	11/5/72	at Buffalo	11	106	2	33
* Mercury Morris	12/23/73	CINCINNATI	20	106	1	25
Larry Csonka	9/29/74	at San Diego	21	106	2	14
J.J. Johnson	11/21/99	NEW ENGLAND	31	106	1	14
Ronnie Brown	10/30/05	at New Orleans	23	106	0	35
Benny Malone	10/16/77	N.Y. JETS	22	105	1	15t
Joe Carter	10/14/84	HOUSTON	13	105	1	25
Ricky Williams	10/6/02	NEW ENGLAND	36	105	0	12
Ricky Williams	11/16/03	BALTIMORE	36	105	0	16
Ricky Williams	11/9/08	SEATTLE	12	105	1	51t
Lamar Miller	10/31/13	CINCINNATI	16	105	0	41
Daniel Thomas	12/8/13	at Pittsburgh	16	105	1	55
Jim Kiick	10/6/68	at Houston	26	104	0	12
Larry Csonka	11/29/71	CHICAGO	16	104	1	19
Larry Csonka	9/16/73	SAN FRANCISCO	22	104	0	25
Benny Malone	10/27/74	BALTIMORE	19	104	1	23t
Benny Malone	12/8/74	at Baltimore	17	104	0	17
Gary Davis	11/24/77	at St. Louis	20	104	0	16
Karim Abdul-Jabbar	11/3/96	at New England	29	104	2	15
Ricky Williams	11/27/03	at Dallas	31	104	0	15
Reggie Bush	12/16/12	Jacksonville	21	104	0	53
Larry Csonka	9/26/71	at Buffalo	20	103	1	17
Andra Franklin	9/12/82	at N.Y. Jets	28	103	2	18
Bernie Parmalee	11/5/95	at San Diego	19	103	0	40
Karim Abdul-Jabbar	11/9/97	N.Y. JETS	25	103	2	13
Reggie Bush	10/30/11	at N.Y. Giants	15	103	0	35
Reggie Bush	12/11/11	Philadelphia	14	103	0	16
Larry Csonka	10/8/72	at N.Y. Jets	18	102	0	15
Don Nottingham	10/27/74	BALTIMORE	19	102	1	24
Don Nottingham	10/5/75	at Green Bay	21	102	3	14
Bernie Parmalee	11/26/95	at Indianapolis	20	102	0	15
Ricky Williams	11/17/02	BALTIMORE	26	102	2	18
Ricky Williams	11/15/09	TAMPA BAY	20	102	0	27
Andra Franklin	11/1/81	BALTIMORE	23	101	0	15
Ricky Williams	12/15/02	OAKLAND	27	101	0	16
Ronnie Brown	10/14/07	at Cleveland	19	101	0	15
Ronnie Brown	11/16/08	OAKLAND	16	101	0	21
Frank Gore	10/14/18	CHICAGO	15	101	0	32
Mercury Morris	10/28/73	at New England	14	100	1	11
Terry Kirby	9/18/94	N.Y. JETS	15	100	1	30
Lamar Smith	12/3/00	at Buffalo	28	100	0	22
Reggie Bush	12/4/11	Oakland	22	100	1	29

\* Playoff game

\*\* Super Bowl

+ Single-game record by two rushers, 277 yards; includes Larry Csonka 18 for 80.



## OPPONENT INDIVIDUAL RECORDS

The following individual records relate solely to play against the Miami Dolphins. They include National Football League regular-season statistics only – with the exception of those single-game records marked by “\*” or “\*\*”

\* - Playoff Game

\*\* - Super Bowl

### SERVICE

#### MOST GAMES PLAYED

36	Tom Brady, NE (2001-19), TB (2021)
32	Pat Leahy, N.Y. Jets (1974-91)
28	Andre Reed, Buffalo (1985-99)
28	Jim Ritcher, Buffalo (1980-95)
28	Bruce Smith, Buff., Wash. (1985-03)

### RUSHING

#### MOST RUSHING YARDS

##### CAREER

1,620	Thurman Thomas, Buffalo (20 games), 364 att.
1,507	Freeman McNeil, N.Y. Jets (21 games), 281 att.
1,507	Curtis Martin, N.E., N.Y. Jets (20 games), 409 att.
1,177	O.J. Simpson, Buffalo (16 games), 240 att.
1,065	Eric Dickerson, L.A. Rams, Ind., L.A. Raiders (11 games), 231 att.

##### GAME

203	O.J. Simpson, Buffalo (12/5/76 at Miami), 24 att.
203	Rueben Mayes, New Orleans (12/7/86 at New Orleans), 28 att.
199	Earl Campbell, Houston (11/20/78 at Houston), 28 att.
*199	Terrell Davis, Denver (1/9/99 at Denver), 21 att.
179	Justin Fargas, Oakland (9/30/07 at Miami), 22 att.

#### MOST RUSHING ATTEMPTS

##### CAREER

409	Curtis Martin, N.E., N.Y. Jets (20 games)
364	Thurman Thomas, Buffalo (20 games)
281	Freeman McNeil, N.Y. Jets (21 games)
240	O.J. Simpson, Buffalo (16 games)
235	Lydell Mitchell, S.D., Balt. (12 games)

##### GAME

**38	John Riggins, Washington (1/30/83 at Pasadena), 166 yards
38	Lee Suggs, Cleveland (12/26/04 at Miami), 143 yards
36	James Jones, Detroit (10/27/85 at Detroit), 114 yards
36	Curtis Martin, N.Y. Jets (10/4/98 at New York), 108 yards
35	Lydell Mitchell, Baltimore (12/9/73 at Baltimore), 104 yards
35	Thurman Thomas, Buffalo (12/17/95 at Buffalo), 148 yards
35	Travis Henry, Buffalo (12/1/02 at Buffalo), 151 yards

#### MOST RUSHING TOUCHDOWNS

##### CAREER

13	Curtis Martin, N.E., N.Y. Jets (20 games)
9	Jim Nance, Boston, N.Y. Jets (12 games)
8	Thurman Thomas, Buffalo (20 games)
7	Marcus Allen, Oak./L.A. Raiders, K.C.

##### GAME

4	Earl Campbell, Houston (11/20/78 at
3	Paul Robinson, Cincinnati (11/17/68 at Cincinnati)

3	Don McCauley, Baltimore (11/23/75 at Miami)
3	Marcus Allen, L.A. Raiders (12/2/84 at Miami)
3	Merril Hoge, Pittsburgh (11/26/89 at Miami)
3	Ernest Byner, Washington (12/2/90 at Washington)
3	Rod Bernstine, San Diego (12/15/91 at San Diego)
3	Kenneth Davis, Buffalo (12/19/93 at Miami)
3	Natrone Means, San Diego (12/27/93 at San Diego)
3	Curtis Martin, New England (11/3/96 at New England)
3	Daunte Culpepper, Oakland (9/30/07 at Miami)

#### HIGHEST RUSHING AVERAGE

##### CAREER (min: 75 att.)

5.4	Freeman McNeil, N.Y. Jets (21 games), 281/1,507 yards
5.1	Jim Nance, Bos./NYJ (12 games), 183/933 yards
5.02	Mosi Tatupu, New England (25 games), 90/452 yards
5.01	Hoyle Granger, Houston (9 games), 142/712 yards
5.00	Earl Campbell, Houston (4 games), 107/535 yards

##### GAME (min: 10 att.)

11.9	Justin Fields, Chicago (11/6/22 at Chicago), 15/178 yards
11.3	Colin Kaepernick, San Francisco (11/27/16 at Miami), 10/113 yards
11.1	Laurence Maroney, New England (12/23/07 at New England), 14/156 yards
10.4	Curtis Brown, Buffalo (11/12/78 at Buffalo), 11/114 yards
10.2	Johnny Hector, N.Y. Jets (12/22/91 at Miami), 13/132 yards

#### MOST 100-YARD RUSHING GAMES

7	Eric Dickerson, L.A. Rams, Ind., L.A. (11 games)
6	Thurman Thomas, Buffalo (20 games)
5	Freeman McNeil, N.Y. Jets (21 games)
5	Jim Nance, Bost., N.Y. Jets (12 games)
5	Curtis Martin, N.E., N.Y. Jets (20 games)

#### LONGEST RUNS FROM SCRIMMAGE

*90t	Fred Taylor, Jacksonville (1/15/00 at Jacksonville)
81t	Earl Campbell, Houston (11/20/78 at Houston)
80t	Carl Garrett, Boston (11/9/69 at Boston)
77t	Fred Taylor, Jacksonville (10/12/98 at Jacksonville)
76t	Robert Holmes, Kansas City (9/28/68 at Miami)
75t	O.J. Simpson, Buffalo (12/5/76 at Miami)
75t	Reuben Droughns, Cleveland (11/20/05 at Cleveland)
71	Kerryon Johnson, Detroit (10/21/18 at Miami)
70t	Ahman Green, Green Bay (10/22/06 at Miami)

### PASSING

#### MOST PASSING YARDS

##### CAREER

8,596	Tom Brady, NE, TB (36 games)
5,397	Drew Bledsoe, NE, Buff. (22 games)
4,902	Joe Ferguson, Buff., TB, Ind. (25 games)
4,560	Jim Kelly, Buffalo (20 games)
3,837	Ken O'Brien, N.Y. Jets, Phil. (17 games)



## OPPONENT INDIVIDUAL RECORDS

### GAME

517	Tom Brady, New England (9/12/11 at Miami), 32 of 48
479	Ken O'Brien, N.Y. Jets (9/21/86 at New York), 29 of 43
436	James Harris, L.A. Rams (10/3/76 at Miami), 17 of 29
*433	Dan Fouts, San Diego (1/2/82 at Miami), 33 of 53
433	Andrew Luck, Indianapolis (11/4/12 at Indianapolis), 30 of 48

### MOST PASS ATTEMPTS

#### CAREER

1,170	Tom Brady, NE, TB (36 games)
765	Drew Bledsoe, N.E., Buff. (22 games)
722	Joe Ferguson, Buff., T.B., Ind. (25 games)
621	Jim Kelly, Buffalo (20 games)
521	Steve Grogan, New England (22 games)

### GAME

62	Josh Allen, Buffalo (9/25/22 at Miami), 42 completions
61	Jared Goff, L.A. Rams (11/1/20 at Miami), 35 completions
59	Vinny Testaverde, N.Y. Jets (10/23/00 at New York), 36 completions
56	Dan Fouts, San Diego (11/18/84 at San Diego), 37 completions
56	Tom Brady, New England (9/7/14 at Miami), 29 completions
56	Andy Dalton, Cincinnati (12/22/19 at Miami), 33 completions

### MOST PASS COMPLETIONS

#### CAREER

717	Tom Brady, NE, TB (36 games)
418	Joe Ferguson, Buff., T.B., Ind. (25 games)
412	Drew Bledsoe, N.E., Buff. (22 games)
388	Jim Kelly, Buffalo (20 games)
303	Ken O'Brien, N.Y. Jets, Phil. (17 games)

### GAME

42	Josh Allen, Buffalo (9/25/22 at Miami), 63 att.
39	Justin Herbert, L.A. Chargers (12/11/22 at Los Angeles), 51 att.
38	Joe Ferguson, Buffalo (10/9/83 at Miami), 55 att.
37	Dan Fouts, San Diego (11/18/84 at San Diego), 56 att.
36	Vinny Testaverde, N.Y. Jets (10/23/00 at New York), 59 att.
36	Joe Flacco, Baltimore (12/4/16 at Baltimore), 47 att.

### MOST CONSECUTIVE PASS COMPLETIONS

15	Steve DeBerg, San Francisco (11/16/80 at Miami)
----	---

### MOST TOUCHDOWN PASSES

#### CAREER

72	Tom Brady, NE, TB (36 games)
30	Drew Bledsoe, N.E., Buff. (22 games)
26	Joe Ferguson, Buff., T.B., Ind. (25 games)
25	Ken O'Brien, N.Y. Jets, Phil. (17 games)
24	Jim Kelly, Buffalo (20 games)

### GAME

6	Tom Brady, New England (10/21/07 at Miami)
5	Len Dawson, Kansas City (10/8/67 at Kansas City)
5	Babe Parilli, Boston (10/15/67 at Boston)
5	Joe Ferguson, Buffalo (10/9/83 at Miami)

5	Vinny Testaverde, N.Y. Jets (10/23/00 at New York)
5	Trent Green, Kansas City (9/29/02 at Kansas City)
5	Deshaun Watson, Houston (10/25/18 at Houston)
5	Lamar Jackson, Baltimore (9/8/19 at Miami)
5	Tom Brady, Tampa Bay (10/10/21 at Tampa Bay)

### MOST PASSES HAD INTERCEPTED

#### CAREER

33	Joe Ferguson, Buff., T.B., Ind. (25 games)
29	Drew Bledsoe, NE, Buff. (22 games)
27	Tom Brady, NE, TB (36 games)
25	Richard Todd, N.Y. Jets (14 games)
25	Steve Grogan, New England (22 games)

### GAME

6	Joe Namath, N.Y. Jets (10/19/75 at New York), 24 att.
6	Donald Hollas, Oakland (12/6/98 at Oakland), 31 att.
*5	Mike Phipps, Cleveland (12/24/72 at Miami), 23 att.
5	Bill Troup, Baltimore (9/10/78 at Baltimore), 33 att.
5	Ken Stabler, Oakland (12/10/78 at Miami), 36 att.
5	Joe Ferguson, Buffalo (9/7/80 at Buffalo), 32 att.
5	Joe Ferguson, Buffalo (11/21/82 at Buffalo), 28 att.
*5	Dan Fouts, San Diego (1/6/83 at Miami), 34 att.
*5	Richard Todd, N.Y. Jets (1/23/83 at Miami), 37 att.
5	Richard Todd, N.Y. Jets (10/16/83 at New York), 26 att.
5	Drew Bledsoe, New England (11/21/99 at Miami), 34 att.

### HIGHEST COMPLETION PERCENTAGE

#### CAREER (min: 100 attempts)

69.9	Troy Aikman, Dallas (four games), 102 of 146 att.
69.2	Russell Wilson, Seattle (three games), 72 of 104 att.
69.0	Warren Moon, Hou., Minn. (six games), 102 of 148 att.
68.3	Eli Manning, NYG, (four games), 86 of 126 att.
67.6	Drew Brees, SD, NO (six games), 150 of 222 att.

#### GAME (min: 20 attempts)

87.1	Eli Manning, N.Y. Giants (12/14/15 at Miami), 27 of 31
85.7	Ben Roethlisberger, Pittsburgh (11/26/07 at Pittsburgh), 18 of 21
85.0	Lamar Jackson, Baltimore (9/8/19 at Miami), 17 of 20
84.0	Tom Brady, New England (10/21/07 at Miami), 21 of 25
82.6	Warren Moon, Houston (10/1/89 at Houston), 19 of 23

### MOST 300-YARD PASSING GAMES

#### CAREER

9	Tom Brady, NE, TB (36 games)
6	Drew Bledsoe, N.E., Buff. (22 games)
6	Philip Rivers, San Diego/L.A. Chargers (nine games)
4	Derek Carr, Oakland/Las Vegas (five games)
3	Ken O'Brien, N.Y. Jets, Phil. (16 games)
3	Joe Ferguson, Buff., T.B., Ind. (25 games)
3	Jim Kelly, Buffalo (20 games)
3	Vinny Testaverde, T.B., Clev., Bal., N.Y. Jets (11 games)
3	Andrew Luck, Indianapolis (three games)

### LONGEST PASS PLAYS

99t	Tom Brady to Wes Welker (9/12/11 vs. New England)
93t	Mike Livingston to Otis Taylor, 79 yards; lateral to Robert Holmes, 14 yards (10/19/69 at Kansas City)
92t	Joe Ferguson to Frank Lewis (9/17/78 vs. Buffalo)
89t	Len Dawson to Otis Taylor (11/13/66 at Kansas City)
89t	Joe Namath to Richard Caster (10/7/74 at N.Y. Jets)
87t	Charlie Batch to Heath Miller (9/7/06 at Pittsburgh)





## OPPONENT INDIVIDUAL RECORDS

86t	Aaron Rodgers to Greg Jennings (10/17/10 at Green Bay)
85t	Derek Carr to Nelson Agholor (12/26/20 at Las Vegas)
84t	Drew Bledsoe to Ben Coates (11/3/96 at New England)
84t	Eli Manning to Odell Beckham Jr. (12/14/15 vs. N.Y. Giants)
83t	Jim Kelly to Andre Reed (12/4/94 vs. Buffalo)
83t	Lamar Jackson to Marquise Brown (9/8/19 vs. Baltimore)
*82t	Daryle Lamonica to Rod Sherman (12/27/70 at Oakland)
82t	Dan Pastorini to Charlie Joiner (9/24/72 vs. Houston)
82t	Tom Brady to Troy Brown (10/19/03 vs. New England)
81t	Tom Brady to Sam Aiken (12/6/09 vs. New England)
80t	Sam Wyche to Bob Trumpy (11/17/68 vs. Cincinnati)
80t	Ken Anderson to Isaac Curtis (11/28/83 vs. Cincinnati)
80t	Warren Moon to Butch Woolfolk (9/8/85 at Houston)
80t	Mike Pagel to Wayne Capers (11/17/85 at Indianapolis)
80t	John Friesz to Brian Blades (10/6/96 vs. Seattle)
80t	Alex Van Pelt to Eric Moulds (11/25/01 at Buffalo)
80t	Peyton Manning to Dallas Clark (9/21/09 vs. Indianapolis)

### RECEIVING

#### MOST RECEPTIONS

##### CAREER

122	Andre Reed, Buffalo (28 games)
99	Wes Welker, N.E., Den. (12 games)
84	Marvin Harrison, Indianapolis (15 games)
78	Al Toon, N.Y. Jets (14 games)
76	Julian Edelman, New England (16 games)

##### GAME

15	Isaac Bruce, St. Louis (12/24/95 at St. Louis), 210 yards
14	Al Toon, N.Y. Jets (11/27/88 at New York), 181 yards
*13	Kellen Winslow, San Diego (1/2/82 at Miami), 166 yards
13	Antonio Gates, San Diego (12/11/05 at San Diego), 123 yards
13	Julian Edelman, New England (12/15/13 at Miami), 139 yards

#### MOST RECEIVING YARDS

##### CAREER

1,731	Andre Reed, Buffalo (28 games), 122 receptions
1,371	Stanley Morgan, N.E., Ind. (25 games), 68 receptions
1,342	Wesley Walker, N.Y. Jets (19 games), 70 receptions
1,221	Eric Moulds, Buff., Hou. (21 games), 73 receptions
1,196	Wes Welker, N.E., Den. (12 games), 99 receptions

##### GAME

*240	Eric Moulds, Buffalo (1/2/99 at Miami), 9 receptions
221	Eric Decker, N.Y. Jets (12/28/14 at Miami), 10 receptions
220	Ron Jessie, Los Angeles (10/3/76 at Miami), 7 receptions
210	Isaac Bruce, St. Louis (12/24/95 at St. Louis), 15 receptions
196	Eric Moulds, Buffalo (11/25/01 at Buffalo), 6 receptions

#### MOST RECEIVING TOUCHDOWNS

##### CAREER

17	Wesley Walker, N.Y. Jets (19 games), 70 receptions
13	Irvy Fryar, N.E., Phil., Wash. (20 games), 61 receptions
11	Laveranues Coles, N.Y. Jets, Wash. (15 games), 52 receptions
11	Eric Moulds, Buff., Hou. (21 games), 73 receptions
10	Randy Moss, Minn., Oak., N.E., S.F. (12 games), 48 receptions
10	Andre Reed, Buffalo (28 games), 122 receptions

##### GAME

4	Jimmie Giles, Tampa Bay (10/20/85 at Miami)
4	Wesley Walker, N.Y. Jets (9/21/86 at New York)
4	Irvy Fryar, Philadelphia (10/20/96 at Philadelphia)
3	18 times; last by Danny Woodhead, San Diego (12/20/15 at San Diego)

#### HIGHEST RECEIVING AVERAGE

##### CAREER (min: 40 receptions)

20.2	Stanley Morgan, N.E., Ind. (25 games), 68/1,371 yards
19.2	Lee Evans, Buff. (13 games), 43/827 yards
19.2	Wesley Walker, N.Y. Jets (19 games), 70/1,342 yards
18.0	Frank Lewis, Pitt., Buff (14 games), 46/380 yards
17.3	Shawn Jefferson, S.D., N.E. (12 games), 42/726 yards

##### GAME (min: 3 receptions)

43.3	Theo Bell, Pittsburgh (11/30/80 at Pittsburgh), 4/173 yards
40.0	Butch Woolfolk, Houston (9/8/85 at Houston), 3/120 yards
39.0	Richard Caster, N.Y. Jets (10/7/74 at Miami), 3/117 yards
38.0	Stanley Morgan, New England (10/21/84 at New England), 3/114 yards

#### MOST 100-YARD RECEIVING GAMES

6	Wes Welker, N.E., Den. (12 games)
5	Al Toon, N.Y. Jets (14 games)
5	Andre Reed, Buffalo (28 games)
5	Stanley Morgan, N.E., Ind. (23 games)
4	Wesley Walker, N.Y. Jets (18 games)
4	Marvin Harrison, Indianapolis (15 games)
4	Randy Moss, Minn., Oak., N.E., S.F. (12 games)

### FIELD GOALS

#### MOST FIELD GOALS

##### CAREER

46	Adam Vinatieri, N.E., Ind. (27 games)
38	Stephen Gostkowski, N.E. (26 games)
37	Pat Leahy, N.Y. Jets (32 games)
36	Nick Folk, Dal./N.Y. Jets/N.E. (19 games)
32	Steve Christie, T.B., Buff., S.D. (21 games)

##### GAME

5	Roy Gerela, Houston (9/28/69 at Houston), 5 att.
5	Dean Biasucci, Indianapolis (9/25/88 at Indianapolis), 6 att.
*5	Steve Christie, Buffalo (1/17/93 at Miami), 6 att.
5	Jason Elam, Denver (10/13/02 at Denver), 5 att.
5	Kris Brown, Houston (9/7/03 at Miami), 7 att.
5	Kris Brown, Houston (10/7/07 at Houston), 5 att.
5	Dan Carpenter, Buffalo (9/14/14 at Buffalo), 6 att.
5	Mike Nugent, Cincinnati (9/29/16 at Cincinnati), 5 att.
5	Harrison Butker, Kansas City (12/24/17 at Kansas City), 6 att.

#### LONGEST FIELD GOALS

59	Steve Christie, Buffalo (9/26/93 at Buffalo)
58	Jason Myers, Jacksonville (9/20/15 at Jacksonville)
57	Tyler Bass, Buffalo (10/31/21 at Buffalo)
57	Kris Brown, Houston (10/7/07 at Houston)
57	Randy Bullock, Cincinnati (12/22/19 at Miami)
57	Evan McPherson, Cincinnati (9/29/22 at Cincinnati)



## OPPONENT INDIVIDUAL RECORDS

### INTERCEPTIONS

#### MOST INTERCEPTIONS

##### CAREER

9	Nate Clements, Buff., S.F., Cin. (14 games)
7	Johnny Robinson, Kansas City (five games)
7	Roland James, New England (19 games)
6	Raymond Clayborn, N.E., Clev. (25 games)
6	Willie Brown, Oakland (six games)
6	Ronnie Lippett, New England (15 games)
6	Mike Prior, T.B., Ind., G.B. (14 games)
6	Victor Green, N.Y. Jets, N.E. (19 games)
6	Marcus Coleman, N.Y. Jets, Hou. (13 games)
6	Darrelle Revis, N.Y. Jets, T.B., N.E., K.C. (17 games)

##### GAME

3	Clarence Duren, San Diego (10/30/77 at Miami), 45 yards
3	Jeff Nixon, Buffalo (9/7/80 at Buffalo), 31 yards
3	Erik McMillan, N.Y. Jets (10/23/88 at Miami), 57 yards
3	Marcus Coleman, N.Y. Jets (10/23/00 at N.Y. Jets), 7 yards
3	Greg Wesley, Kansas City (9/29/02 at Kansas City), 71 yards
3	Nate Clements, Buffalo (10/20/02 at Miami), 39 yards

#### MOST INTERCEPTION RETURN YARDS

##### GAME

151	Mike Haynes, L.A. Raiders (12/2/84 at Miami), 2 interceptions
-----	---

#### LONGEST INTERCEPTION RETURNS

102t	Eddie Anderson, L.A. Raiders (12/14/92 at Miami), Dan Marino
100t	Aaron Glenn, N.Y. Jets (9/15/96 at Miami), Dan Marino
100t	Jimmy Hitchcock, New England (11/23/97 at New England), Dan Marino
100t	Darrelle Revis, N.Y. Jets (10/17/11 at N.Y. Jets), Matt Moore
98t	Marcus Coleman, N.Y. Jets (12/27/99 at Miami), Dan Marino
97t	Mike Haynes, L.A. Raiders (12/2/84 at Miami), Dan Marino
97t	Najee Mustafaa, Cleveland (10/10/93 at Cleveland), Scott Mitchell
90t	Steve Emtman, Indianapolis (10/25/92 at Miami), Dan Marino
*90t	Tory James, Oakland (1/6/01 at Oakland), Jay Fiedler

### LONGEST PLAYS

#### PUNTS

89	Luke Prestridge, New England (10/21/84 at New England)
80	Chris Mohr, Buffalo (10/13/96 at Buffalo)
73	Rich Camanillo, New England (9/13/87 at New England)
73	Josh Miller, Pittsburgh (9/20/98 at Miami)
73	Todd Sauerbrun, Carolina (11/4/01 at Miami)
73	Ryan Wright, Minnesota (10/16/22 at Miami)

#### PUNT RETURNS

94t	Julian Edelman, New England (1/2/11 at New England)
93t	Johnnie Lee Higgins, Oakland (11/16/08 at Miami)
84t	Clarence Verdin, Indianapolis (10/25/92 at Miami)
84t	Isaiah McKenzie, Buffalo (1/3/21 at Buffalo)
83t	Billy Johnson, Houston (11/16/75 at Houston)

#### KICKOFF RETURNS


104t	Terrence McGee, Buffalo (12/5/04 at Miami)
103t	Brandon Tate, New England (10/5/10 at Miami)
103t	Devin Duvernay, Baltimore (9/18/22 at Baltimore)
102t	Harold Hart, Oakland (9/22/75 at Oakland)
102t	C.J. Spiller, Buffalo (9/14/14 at Buffalo)

#### FUMBLE RETURNS

100t	Chris Martin, Kansas City (10/13/91 at Kansas City), Sammie Smith
*79t	Neil Smith, Denver (1/9/99 at Denver), Oronde Gadsden
69t	Shea McClellin, New England (1/1/17 at Miami), Damien Williams
66t	Greg Townsend, L.A. Raiders (9/19/83 at L.A. Raiders), David Woodley
62t	Hugh Douglas, N.Y. Jets (12/22/96 at N.Y. Jets), Stanley Pritchett

#### BLOCKED FIELD GOALS

78t	George Radachowsky, N.Y. Jets (9/24/89 at Miami), Pete Stoyanovich
76t	Charles Romes, Buffalo (9/2/79 at Buffalo), Uwe von Schamann
62t	Kyle Arrington, New England (12/14/14 at New England), Caleb Sturgis





## OPPONENT TOP TENS

### RUSHING

PLAYER	TEAMS	GAMES	NO.	YDS.	AVG.	LG	TD
1. Thurman Thomas	Buffalo	20	364	1,620	4.5	30t	8
2. Freeman McNeil	N.Y. Jets	21	281	1,507	5.4	58	2
Curtis Martin	New England, N.Y. Jets	20	409	1,507	3.7	37	13
4. O.J. Simpson	Buffalo	16	240	1,177	4.9	75t	4
5. Eric Dickerson	L.A. Rams, Ind., L.A. Raid.	11	231	1,065	4.6	40	6
6. Jim Nance	N.Y. Jets, Boston	12	183	933	5.1	30t	9
7. Lydell Mitchell	San Diego Baltimore	12	235	912	3.9	64t	6
8. Willis McGahee	Buffalo, Baltimore, Denver	10	232	848	3.7	31	2
9. Antowain Smith	Buffalo, N.E., N.O.	14	232	822	3.5	44	4
10. John Riggins	N.Y. Jets, Washington	13	183	761	4.2	N/A	5

### PASSING

PLAYER	TEAMS	GAMES	ATT.	COMP.	YDS.	PCT.	TD	INT.
1. Tom Brady	New England, Tampa Bay	36	1,170	717	8,596	61.3	72	27
2. Drew Bledsoe	New England, Buffalo	22	765	412	5,397	53.9	30	29
3. Joe Ferguson	Buffalo, T.B., Ind.	25	722	418	4,902	57.9	26	33
4. Jim Kelly	Buffalo	20	621	388	4,560	62.5	24	19
5. Ken O'Brien	N.Y. Jets, Philadelphia	17	489	303	3,837	62.0	25	13
6. Steve Grogan	New England	22	521	280	3,709	53.7	21	25
7. Peyton Manning	Indianapolis, Denver	13	436	272	3,214	62.4	22	18
8. Joe Namath	N.Y. Jets	16	388	201	2,956	51.8	19	24
9. Richard Todd	N.Y. Jets	14	355	203	2,718	57.2	18	25
10. Philip Rivers	San Diego, L.A. Chargers	9	298	190	2,483	63.8	12	10

### RECEPTIONS

PLAYER	TEAMS	GAMES	NO.	YDS.	AVG.	LG	TD
1. Andre Reed	Buffalo	28	122	1,731	14.2	83t	10
2. Wes Welker	New England, Denver	12	99	1,196	12.1	99t	7
3. Marvin Harrison	Indianapolis	15	84	1,133	13.5	45	9
4. Al Toon	N.Y. Jets	14	78	1,054	14.0	44t	4
5. Julian Edelman	New England	16	76	951	12.5	77t	6
6. Eric Moulds	Buffalo, Houston	21	73	1,221	16.7	80t	11
7. Wayne Chrebet	N.Y. Jets	20	72	991	13.8	70	8
8. Wesley Walker	N.Y. Jets	19	70	1,342	19.2	71t	17
9. Stanley Morgan	New England, Indianapolis	25	68	1,371	20.2	76t	6
10. Thurman Thomas	Buffalo	20	67	693	10.3	50t	3

### RECEIVING YARDS

PLAYER	TEAMS	GAMES	NO.	YDS.	AVG.	LG	TD
1. Andre Reed	Buffalo	28	122	1,731	14.2	83t	10
2. Stanley Morgan	N.E., Indianapolis	25	68	1,371	20.2	76t	6
3. Wesley Walker	N.Y. Jets	19	70	1,342	19.2	71t	17
4. Eric Moulds	Buffalo, Houston	21	73	1,221	16.7	80t	11
5. Wes Welker	New England, Denver	12	99	1,196	12.1	99t	7
6. Marvin Harrison	Indianapolis	15	84	1,133	13.5	45	9
7. Al Toon	N.Y. Jets	14	78	1,054	14.0	44t	4
8. Wayne Chrebet	N.Y. Jets	20	72	991	13.8	70	8
9. Irving Fryar	N.E., Phil. Wash.	20	61	978	16.0	54t	13
10. Julian Edelman	New England	16	76	951	12.5	77t	6



## OPPONENT OUTSTANDING PERFORMANCES

### GAMES OF 300+ PASSING YARDS

PLAYER	TEAM	DATE	ATT.	COMP.	YDS.	TD	INT.	LG
Tom Brady	New England	9/12/11	48	32	517	4	1	99t
Ken O'Brien	N.Y. Jets	9/21/86	43	29	479	4	1	65t
James Harris	L.A. Rams	10/3/76	29	17	436	2	1	58
* Dan Fouts	San Diego	1/2/82	55	33	433	4	1	43
Andrew Luck	Indianapolis	11/4/12	48	30	433	2	0	48
Drew Bledsoe	New England	11/23/98	54	28	423	2	2	49
Drew Bledsoe	New England	9/4/94	51	32	421	4	2	62t
Joe Ferguson	Buffalo	10/9/83	55	38	419	5	1	35
Drew Bledsoe	New England	11/3/96	41	30	419	3	2	84t
Joe Namath	N.Y. Jets	10/1/67	39	23	415	3	1	62
Matt Cassel	New England	11/23/08	43	30	415	3	1	64
Josh Allen	Buffalo	9/20/20	35	24	415	4	0	47
Tom Brady	Tampa Bay	10/10/21	41	30	411	5	0	62t
Drew Brees	New Orleans	9/30/13	39	30	413	4	0	48
Bernie Kosar	Cleveland	11/10/86	50	32	401	0	0	44
Josh Allen	Buffalo	9/25/22	63	42	400	2	0	28
Andy Dalton	Cincinnati	12/22/19	56	33	396	4	0	34t
Ken O'Brien	N.Y. Jets	11/10/85	43	26	393	2	0	44
Patrick Mahomes	Kansas City	12/13/20	34	24	393	2	3	44t
Derek Carr	Las Vegas	9/26/21	43	26	386	2	1	34
Boomer Esiason	N.Y. Jets	11/27/94	41	26	382	2	2	69
Elvis Grbac	San Francisco	11/20/95	41	31	382	4	0	47t
Joe Flacco	Baltimore	12/4/16	47	36	381	4	1	53t
Jim Kelly	Buffalo	9/1/91	39	29	381	2	1	54t
Dan Fouts	San Diego	11/18/84	56	37	380	4	1	44
Matt Schaub	Houston	10/12/08	42	22	379	1	2	61
Vinny Testaverde	N.Y. Jets	10/23/00	59	36	378	5	3	30t
Vinny Testaverde	N.Y. Jets	9/14/03	45	29	373	1	1	61
Carson Palmer	Oakland	9/16/12	48	24	373	1	1	64t
Justin Herbert	L.A. Chargers	12/11/22	51	39	367	1	0	55
Steve DeBerg	Tampa Bay	10/20/85	32	19	365	4	1	57
Tom Brady	New England	12/15/13	55	34	364	2	1	30
Troy Aikman	Dallas	10/27/96	41	33	363	3	0	61
Brett Favre	Green Bay	9/11/94	51	31	362	2	1	35
Kurt Warner	Arizona	9/14/08	24	19	361	3	0	79
* Doug Flutie	Buffalo	1/2/99	36	21	360	1	1	65
Russell Wilson	Seattle	10/4/20	34	24	360	2	1	57
Jim Kelly	Buffalo	10/25/87	39	29	359	2	0	34
Brian Sipe	Cleveland	11/18/79	42	23	358	3	0	54
Geno Smith	N.Y. Jets	12/28/14	25	20	358	3	0	74t
Tom Brady	New England	12/9/18	43	27	358	3	0	37t
Bert Jones	Baltimore	9/27/81	27	20	357	3	1	67t
Tom Brady	New England	10/29/15	38	26	356	4	0	47t
Steve Grogan	New England	11/8/81	40	23	355	1	4	76t
Daunte Culpepper	Minnesota	9/10/00	37	23	355	1	3	42
Jared Goff	L.A. Rams	11/1/20	35	61	355	1	2	26
Danny White	Dallas	10/25/81	32	22	354	3	1	38
Tom Brady	New England	10/21/07	25	21	354	6	0	50t
Tom Brady	New England	12/6/09	29	19	352	2	2	81t
Steve Grogan	New England	11/29/79	39	21	350	3	2	38
Eli Manning	N.Y. Giants	10/30/11	45	31	349	2	0	26
Ben Roethlisberger	Pittsburgh	12/8/13	39	23	349	3	0	67
Dennis Shaw	Buffalo	10/18/70	32	24	348	2	2	48
Derek Carr	Oakland	9/23/18	39	27	345	1	2	66
Daryle Lamonica	Oakland	9/21/68	24	15	344	4	0	73t
Mike Tomczak	Pittsburgh	11/20/94	42	26	343	0	0	40
Erik Kramer	Chicago	10/27/97	50	32	343	2	0	54
Andrew Luck	Indianapolis	11/25/18	37	30	343	3	2	36
Ken Anderson	Cincinnati	11/28/83	36	23	342	1	2	80t
Pat Ryan	N.Y. Jets	11/27/88	43	27	341	2	1	35
Tony Eason	New England	9/17/89	49	25	341	1	1	45



## OPPONENT OUTSTANDING PERFORMANCES

### GAMES OF 300+ PASSING YARDS

PLAYER	TEAM	DATE	ATT.	COMP.	YDS.	TD	INT.	LG
* Jim Kelly	Buffalo	1/12/91	29	19	339	3	1	44
Joe Ferguson	Buffalo	10/12/81	29	20	338	3	0	65t
Andy Dalton	Cincinnati	10/31/13	53	32	338	0	3	26
Eli Manning	N.Y. Giants	12/14/15	31	27	337	4	0	84t
Derek Carr	Las Vegas	12/26/20	34	21	336	1	0	85t
Matt Ryan	Atlanta	10/24/21	40	25	336	2	1	49t
Brian Griese	Denver	10/13/02	46	27	335	1	2	52
Sam Darnold	N.Y. Jets	9/16/18	25	41	334	1	2	44
Steve Bartkowski	Atlanta	9/21/80	36	18	332	2	0	53
Tom Brady	New England	11/8/09	37	25	332	1	1	71t
Joe Ferguson	Buffalo	12/17/77	40	25	331	1	3	27
Joe Montana	San Francisco	1/20/85	35	24	331	3	0	34
Vinny Testaverde	Baltimore	10/19/97	47	32	331	1	0	34t
Philip Rivers	L.A. Chargers	9/17/17	39	31	331	1	0	24
Ken O'Brien	N.Y. Jets	9/24/89	37	27	329	3	1	37t
Drew Bledsoe	New England	1/2/94	43	27	329	4	1	42
Tyrod Taylor	Buffalo	12/24/16	39	26	329	3	0	53
Kurt Warner	St. Louis	9/30/01	31	24	328	4	0	45t
Trent Green	Kansas City	9/29/02	34	24	328	5	0	46
Brooks Bollinger	N.Y. Jets	12/18/05	42	28	327	2	0	60t
Baker Mayfield	Cleveland	11/24/19	34	24	327	3	1	37
Bruce Matheson	Seattle	10/4/87	42	20	326	2	3	30
Warren Moon	Minnesota	9/25/94	37	26	326	3	0	44t
Philip Rivers	San Diego	11/13/16	44	23	326	3	4	51t
Neil O'Donnell	N.Y. Jets	9/15/96	44	25	325	3	3	78t
Kevin Kolb	Arizona	9/30/12	48	29	324	3	2	46t
Lamar Jackson	Baltimore	9/8/19	20	17	324	5	0	83t
Boomer Esiason	N.Y. Jets	9/12/93	33	22	323	2	1	51
Glenn Foley	N.Y. Jets	11/9/97	48	25	322	1	1	33
Andrew Luck	Indianapolis	9/15/13	43	25	321	1	1	47
Jared Goff	Detroit	10/30/22	37	27	321	1	0	58
Mark Rypien	St. Louis	12/24/95	42	27	320	2	1	31
Tyler Thigpen	Kansas City	12/21/08	41	20	320	2	3	75
Jim Harbaugh	Indianapolis	10/8/95	33	25	319	3	0	47t
Neil O'Donnell	N.Y. Jets	10/12/97	37	24	319	2	0	70
Trevor Lawrence	at Jacksonville	10/17/21	41	25	319	2	0	29
Lamar Jackson	at Baltimore	9/18/22	29	21	318	3	0	75t
Carson Palmer	Cincinnati	12/30/07	32	23	316	3	1	70t
Ryan Fitzpatrick	Buffalo	12/18/11	47	31	316	2	3	28
Mitchell Trubisky	Chicago	10/14/18	31	22	316	3	1	54
Sam Bradford	St. Louis	10/14/12	39	26	315	0	0	65
Steve Bono	Kansas City	12/12/94	55	33	314	2	3	22t
* Joe Montana	Kansas City	12/31/94	37	26	314	2	1	57t
Dan Fouts	San Diego	10/15/78	30	22	313	1	2	46
Tony Eason	New England	10/21/84	29	19	313	3	0	76t
Aaron Rodgers	Green Bay	10/17/10	33	18	313	1	1	86t
* Mark Malone	Pittsburgh	1/6/85	36	20	312	3	3	29t
Drew Bledsoe	New England	12/24/00	34	18	312	2	2	59
Philip Rivers	San Diego	12/20/15	36	26	311	3	2	31
Richard Todd	N.Y. Jets	10/4/81	39	28	310	4	1	46
Philip Rivers	L.A. Chargers	9/29/19	30	24	310	2	0	25
Carson Wentz	Philadelphia	12/1/19	46	28	310	3	1	27
Alex Van Pelt	Buffalo	11/25/01	34	21	309	3	1	80t
Mike Livingston	Kansas City	10/19/69	34	17	308	1	1	93t
Neil Lomax	St. Louis	9/30/84	37	22	308	1	0	29
Matt Schaub	Baltimore	12/6/15	46	32	308	1	2	41t
Jay Cutler	Denver	11/2/08	46	24	307	2	3	47
Philip Rivers	San Diego	10/2/11	31	21	307	1	0	55t
* Dan Pastorini	Houston	12/24/78	29	20	306	1	0	34
Jim Kelly	Buffalo	10/4/92	48	25	306	1	4	28
Drew Bledsoe	Buffalo	12/1/02	27	15	306	3	0	73t
Mark Sanchez	N.Y. Jets	9/23/12	45	21	306	1	2	66



## OPPONENT OUTSTANDING PERFORMANCES

### GAMES OF 300+ PASSING YARDS

PLAYER	TEAM	DATE	ATT.	COMP.	YDS.	TD	INT.	LG
Greg Landry	Baltimore	11/25/79	42	25	304	3	1	31t
Tom Brady	New England	12/24/11	46	27	304	1	0	42
Alex Smith	Kansas City	12/24/17	39	25	304	1	0	52
Sonny Jurgensen	Washington	10/13/74	39	26	303	2	3	37
Peyton Manning	Indianapolis	9/21/09	23	14	303	2	0	80t
Phillip Rivers	San Diego	9/27/09	33	18	303	0	0	55
Peyton Manning	Indianapolis	9/6/98	37	21	302	1	3	42
Ben Roethlisberger	Pittsburgh	10/24/10	27	19	302	2	0	53t
Pat Ryan	N.Y. Jets	10/4/87	49	30	301	4	2	35t
Derek Carr	Oakland	11/5/17	30	21	300	1	1	44t

### GAMES OF 100+ RECEIVING YARDS

PLAYER	TEAM	DATE	NO.	YDS.	TD	LG
* Eric Moulds	Buffalo	1/2/99	9	240	1	65
Eric Decker	N.Y. Jets	12/28/14	10	221	1	74t
Ron Jessie	L.A. Rams	10/3/76	7	220	2	58t
Isaac Bruce	St. Louis	12/24/95	15	210	1	31
Eric Moulds	Buffalo	11/25/01	6	196	2	80t
Wesley Walker	N.Y. Jets	9/21/86	6	194	4	65t
Michael Irvin	Dallas	10/27/96	12	186	1	61
Dallas Clark	Indianapolis	9/21/09	7	183	1	80t
Stanley Morgan	New England	11/8/81	5	182	1	76t
Al Toon	N.Y. Jets	11/27/88	14	181	0	29
Andre Johnson	Houston	10/12/08	10	178	1	61
Reggie Rucker	Cleveland	11/18/79	9	177	1	54
Marvin Harrison	Indianapolis	11/11/01	9	174	3	45
Theo Bell	Pittsburgh	11/30/80	4	173	0	45
A.J. Green	Cincinnati	9/29/16	10	173	1	51
Jordy Nelson	Oakland	9/23/18	6	173	1	66
Johnnie Morton	Detroit	12/7/97	9	171	1	41
Steve Smith	Carolina	9/25/05	11	170	3	53t
Cris Carter	Minnesota	9/10/00	9	168	0	42
Sammy Watkins	Buffalo	11/8/15	8	168	1	63
Wes Welker	New England	12/6/09	10	167	0	58
* Kellen Winslow	San Diego	1/2/82	13	166	1	31
Odell Beckham Jr.	N.Y. Giants	12/14/15	7	166	2	84t
Kyle Pitts	Atlanta	10/24/21	7	163	0	39
Tommy Kane	Seattle	12/16/90	10	162	0	25
Antwaan Randle El	Washington	9/9/07	5	162	0	54
Ben Coates	New England	9/4/94	8	161	2	62t
Don Maynard	N.Y. Jets	12/1/68	7	160	3	54t
Wes Welker	New England	9/12/11	8	160	2	99t
Al Toon	N.Y. Jets	9/24/89	10	159	1	37t
Bake Turner	N.Y. Jets	12/15/68	7	157	0	71
Al Toon	N.Y. Jets	11/10/85	10	156	0	44
Allen Robinson	Jacksonville	9/20/15	6	155	2	52
Nelson Agholor	Las Vegas	12/26/20	5	155	1	85t
Andre Reed	Buffalo	9/1/91	11	154	1	54t
Sammy Watkins	Buffalo	12/24/16	7	154	1	53
Frank Lewis	Buffalo	9/17/78	5	153	1	92t
Larry Fitzgerald	Arizona	9/14/08	6	153	0	75
Stefon Diggs	Buffalo	9/20/20	8	153	1	47
Julian Edelman	New England	1/1/17	8	151	1	77t
* James Lofton	Buffalo	1/12/91	7	149	1	44
Jerry Rice	San Francisco	11/20/95	8	149	2	47t
Stanley Morgan	New England	12/22/86	8	148	2	30t
Jarvis Landry	Cleveland	11/24/19	10	148	2	37
Randy Moss	New England	11/8/09	6	147	1	71t
Santonio Holmes	N.Y. Jets	9/23/12	9	147	0	38
Marquise Brown	Baltimore	9/8/19	4	147	2	83t
Marlin Briscoe	Buffalo	10/18/70	7	145	2	46t



## OPPONENT OUTSTANDING PERFORMANCES

### GAMES OF 100+ RECEIVING YARDS

PLAYER	TEAM	DATE	NO.	YDS.	TD	LG
Raymond Butler	Baltimore	9/27/81	4	145	2	67t
Keyshawn Johnson	N.Y. Jets	12/12/99	11	144	2	27
Marvin Harrison	Indianapolis	9/15/02	11	144	1	33
Terrelle Pryor Sr.	Cleveland	9/25/16	8	144	0	40
Mark Carrier	Tampa Bay	10/30/88	9	142	0	47
George Sauer	N.Y. Jets	11/20/66	7	142	0	—
* Stephone Paige	Kansas City	1/5/91	8	142	1	33
Santana Moss	N.Y. Jets	9/14/03	5	142	1	61
Elijah Moore	N.Y. Jets	11/21/21	8	141	1	62t
Tony Gonzalez	Kansas City	9/29/02	7	140	3	42t
Anquan Boldin	Arizona	9/14/08	6	140	3	79t
George Sauer	N.Y. Jets	10/22/67	6	139	1	61t
Julian Edelman	New England	12/15/13	13	139	1	24t
Wes Welker	New England	10/21/07	9	138	2	36
Wes Welker	New England	12/24/11	12	138	0	42
Antonio Brown	Pittsburgh	12/8/13	5	138	1	56
Jimmy Teal	Seattle	10/4/87	9	137	0	32
Joey Galloway	Seattle	10/6/96	5	137	2	65t
John Brown	Buffalo	11/17/19	9	137	2	40t
Alshon Jeffrey	Philadelphia	12/1/19	9	137	1	27
Alfred Jenkins	Atlanta	9/21/80	4	136	0	33
Jeff Graham	N.Y. Jets	9/15/96	5	136	1	78t
* Jimmy Smith	Jacksonville	1/15/00	5	136	2	70t
Travis Kelce	Kansas City	12/13/20	8	136	1	32
Ben Coates	New England	11/3/96	5	135	2	84t
Gene Foster	San Diego	10/2/66	6	134	2	63t
Jim Whalen	Boston	10/15/67	6	134	3	—
Andre Reed	Buffalo	10/13/96	10	134	0	49
Brent Celek	Philadelphia	11/15/15	4	134	0	60
Leonard Thompson	Detroit	10/27/85	6	133	1	48
Stephone Paige	Kansas City	12/3/89	7	133	1	38t
Greg Jennings	Green Bay	10/17/10	6	133	1	86t
Fred Biletnikoff	Oakland	9/20/69	9	132	1	13t
Otis Taylor	Kansas City	10/19/69	4	131	0	79
J.J. Birden	Kansas City	12/12/94	10	131	1	22t
Shawn Jefferson	New England	11/23/98	6	131	1	38
Troy Brown	New England	10/19/03	6	131	1	82t
Chad Johnson	Cincinnati	12/30/07	4	131	2	70t
Hines Ward	Pittsburgh	10/24/10	7	131	1	43
Danny Amendola	New England	12/15/13	10	131	0	30
Brandon Marshall	N.Y. Jets	11/29/15	9	131	2	47
Chris Burkett	Buffalo	10/25/87	9	130	1	34
Eric Moulds	Buffalo	12/1/02	5	130	1	57t
Randy Vataha	New England	12/5/71	7	129	2	51t
* Steve Largent	Seattle	12/29/84	6	128	1	56t
Matt Jones	Jacksonville	12/3/06	6	128	1	33
A.J. Green	Cincinnati	10/31/13	11	128	0	21
Brandon Marshall	N.Y. Jets	10/4/15	7	128	0	58
Tyler Boyd	Cincinnati	12/22/19	9	128	2	34t
Cris Collinsworth	Cincinnati	11/28/83	8	127	0	48
Jake Reed	Minnesota	9/25/94	9	127	0	21
Andre Reed	Buffalo	12/16/96	6	127	1	67t
Nate Washington	Houston	10/25/15	9	127	2	27t
Charlie Mitchell	Denver	12/4/66	4	126	1	79t
Wesley Walker	N.Y. Jets	11/26/78	6	126	1	42
Roy Williams	Detroit	11/23/06	6	126	0	41
Jared Cook	Oakland	11/5/17	8	126	0	35
Lance Alworth	San Diego	11/12/67	4	125	1	54t
Stanley Morgan	New England	10/5/86	6	125	1	27t
Tim Brown	Oakland	11/30/97	8	125	1	36
Raghib Ismail	Dallas	11/25/99	5	125	1	65t
Marvin Harrison	Indianapolis	12/5/99	8	125	0	36



## OPPONENT OUTSTANDING PERFORMANCES

### GAMES OF 100+ RECEIVING YARDS

PLAYER	TEAM	DATE	NO.	YDS.	TD	LG
Randy Moss	New England	11/23/08	8	125	3	29t
Emmanuel Sanders	Denver	11/23/14	9	125	0	35
Tyrell Williams	San Diego	11/13/16	5	125	1	51t
T.Y. Hilton	Indianapolis	11/25/18	7	125	0	36
Stanley Morgan	New England	11/29/79	5	124	1	38t
Rob Moore	N.Y. Jets	9/12/93	6	124	0	51
Rob Moore	N.Y. Jets	11/27/94	7	124	0	35
T.Y. Hilton	Indianapolis	9/15/13	6	124	0	47
* Antonio Brown	Pittsburgh	1/8/17	5	124	2	62t
Will Fuller	Houston	10/25/18	5	124	1	73t
Antonio Brown	Tampa Bay	10/10/21	7	124	2	62t
Tee Higgins	Cincinnati	9/29/22	7	124	1	59t
Antonio Gates	San Diego	12/11/05	13	123	1	25
Christian Kirk	Arizona	11/8/20	5	123	1	56t
Jim Whalen	Boston	12/17/67	4	122	0	33
* Fred Biletnikoff	Oakland	12/21/74	8	122	1	20
Dokie Williams	L.A. Raiders	12/2/84	2	122	1	75t
Andre Reed	Buffalo	9/11/88	8	122	0	21
* Andre Reed	Buffalo	1/12/91	4	122	2	43
Randy Moss	New England	10/21/07	4	122	2	50t
Don Maynard	N.Y. Jets	10/1/67	10	121	0	–
Don Maynard	N.Y. Jets	11/2/69	4	121	2	42t
Wayne Patrick	Buffalo	10/18/70	6	121	0	48
Joe Washington	Baltimore	11/11/79	10	121	0	23
Henry Ellard	L.A. Rams	12/14/86	8	121	1	22
Tony Martin	San Diego	11/5/95	7	121	1	50t
Darrell Jackson	Seattle	10/28/01	5	121	1	64
Torrey Smith	Baltimore	10/6/13	6	121	0	41
George Sauer	N.Y. Jets	10/1/67	10	120	0	–
Sammy White	Minnesota	12/11/76	9	120	3	36t
Butch Woolfolk	Houston	9/8/85	3	120	1	80t
Wes Welker	New England	11/23/08	8	120	0	64
Vincent Jackson	San Diego	9/27/09	5	120	0	55
Lance Alworth	San Diego	10/2/66	6	119	2	–
Eric Sievers	San Diego	11/18/84	12	119	2	24
Fred Biletnikoff	Oakland	10/4/69	9	119	1	23
Mike Jones	New Orleans	12/7/86	6	119	0	34
Andre Johnson	Houston	9/9/12	8	119	1	29
Tim Patrick	Denver	11/22/20	5	119	0	61
Vincent Brisby	New England	11/12/95	6	118	1	47t
Andre Roberts	Arizona	9/30/12	6	118	2	46t
Richard Caster	N.Y. Jets	10/7/74	3	117	1	89t
O.J. Simpson	Buffalo	12/7/75	8	117	1	62t
Eric Sievers	New England	12/10/89	6	117	0	41
Carl Pickens	Cincinnati	10/1/95	9	117	3	44t
Lee Evans	Buffalo	12/4/05	5	117	3	56t
Sammy Watkins	Buffalo	9/14/14	8	117	1	30
Robby Anderson	N.Y. Jets	12/8/19	7	117	1	39
Paul Coffman	Green Bay	10/28/79	5	116	1	78t
Jimmie Giles	Tampa Bay	10/20/85	7	116	4	39t
Irving Fryar	Philadelphia	10/20/96	8	116	4	38t
Shawn Jefferson	New England	10/25/98	4	116	0	54
Lee Evans	Buffalo	10/26/08	7	116	0	33
Peyton Hillis	Denver	11/2/08	7	116	1	47
Mike Williams	L.A. Chargers	12/11/22	6	116	1	55
Tony Hill	Dallas	12/17/84	6	115	1	66t
Steve Breaston	Kansas City	11/6/11	7	115	0	37
Julio Jones	Atlanta	9/22/13	9	115	0	28
Isaac Curtis	Cincinnati	11/28/83	4	114	1	80t
Stanley Morgan	New England	10/21/84	3	114	1	76t
Dennis Northcutt	Cleveland	12/26/04	4	114	1	58t
Darren Sproles	New Orleans	9/30/13	7	114	1	48





## OPPONENT OUTSTANDING PERFORMANCES

### GAMES OF 100+ RECEIVING YARDS

PLAYER	TEAM	DATE	NO.	YDS.	TD	LG
Martellus Bennett	New England	9/18/16	5	114	1	37
Otis Taylor	Kansas City	11/13/66	4	113	1	89t
Otis Taylor	Kansas City	9/28/68	3	113	1	44
Eric Crabtree	Cincinnati	9/14/69	3	113	2	69t
James Lofton	L.A. Raiders	10/9/88	5	113	0	32
Tim Brown	Oakland	10/31/99	7	113	0	32
Calvin Johnson	Detroit	11/9/14	7	113	1	49t
Rob Gronkowski	New England	10/29/15	6	113	1	47t
Mike Evans	Tampa Bay	10/10/21	6	113	2	34t
Jim Colclough	Boston	12/17/67	3	112	0	52
* Mike Barber	Houston	12/24/78	4	112	0	55
Wesley Walker	N.Y. Jets	10/4/81	8	112	2	46
Will Moore	New England	9/10/95	8	112	0	33
Terry Glenn	New England	11/3/96	10	112	0	20
A.J. Green	Cincinnati	10/7/18	6	112	0	23
Darren Waller	Las Vegas	12/26/20	5	112	0	33
Wayne Patrick	Buffalo	10/18/70	6	111	0	48
Roy Jefferson	Washington	10/13/74	7	111	1	37t
John Holland	Buffalo	9/13/76	2	111	2	58t
* John Stallworth	Pittsburgh	1/6/85	4	111	2	65t
Kevin House	Tampa Bay	10/20/85	4	111	0	57
Al Toon	N.Y. Jets	9/21/86	7	111	0	31
Torry Holt	St. Louis	9/30/01	4	111	1	45t
Sterling Shepard	N.Y. Giants	12/15/19	9	111	0	24
Jakobi Meyers	New England	12/20/20	7	111	0	35
* Ed Podolak	Kansas City	12/25/71	8	110	1	29
Anthony Miller	San Diego	12/27/93	7	110	2	41t
Randy Moss	Minnesota	12/21/02	7	110	0	60
Jeremy Shockey	N.Y. Giants	10/5/03	11	110	0	20
Lee Evans	Buffalo	12/5/04	4	110	2	69t
Taylor Gabriel	Chicago	10/14/18	5	110	0	54
Cooper Kupp	L.A. Rams	11/1/20	11	110	0	22
Cole Beasley	Buffalo	10/31/21	10	110	0	20
Emerson Boozer	N.Y. Jets	10/1/67	5	109	2	-
Richie Anderson	N.Y. Jets	10/23/00	12	109	0	19
Golden Tate	Detroit	11/9/14	11	109	0	28
Tyreek Hill	Kansas City	12/24/17	6	109	0	52
Wesley Walker	N.Y. Jets	9/3/78	4	108	2	47t
* Charlie Joiner	San Diego	1/2/82	7	108	0	39
Art Monk	N.Y. Jets	11/27/94	5	108	0	69
* Steve Tasker	Buffalo	12/30/95	5	108	1	37t
Dedric Ward	N.Y. Jets	11/9/97	6	108	0	33
Leon Washington	N.Y. Jets	12/25/06	4	108	0	64
Jacoby Ford	Oakland	11/28/10	4	108	1	52
Vincent Jackson	San Diego	10/2/11	3	108	1	55t
Donnie Avery	Indianapolis	11/4/12	5	108	0	48
Jordan Cameron	Cleveland	9/8/13	9	108	1	22
Mark Andrews	Baltimore	9/8/19	8	108	1	39
Rashod Bateman	at Baltimore	9/18/22	4	108	1	75t
Jack Snow	L.A. Rams	10/31/71	5	107	1	51t
Jordy Nelson	Green Bay	10/12/14	9	107	1	22
Javorius Allen	Baltimore	12/6/15	12	107	1	41t
Rob Gronkowski	New England	12/9/18	8	107	1	17
Gabriel Davis	Buffalo	1/3/21	2	107	1	56t
Justin Jefferson	Minnesota	10/16/22	6	107	0	47
Warren Wells	Oakland	9/21/68	3	106	1	73t
Raymond Chester	Baltimore	10/10/76	5	106	0	48
Frank Lewis	Buffalo	10/12/81	5	106	0	30
Tony Hill	Dallas	10/25/81	5	106	0	38
* Wes Chandler	San Diego	1/2/82	6	106	0	47
Andre Reed	Buffalo	12/4/94	3	106	2	83t
Warrick Dunn	Tampa Bay	9/21/97	6	106	1	58t



## OPPONENT OUTSTANDING PERFORMANCES

### GAMES OF 100+ RECEIVING YARDS

PLAYER	TEAM	DATE	NO.	YDS.	TD	LG
Laveranues Coles	N.Y. Jets	10/15/06	5	106	2	58t
Leonard Hankerson	Washington	11/13/11	8	106	0	22
D.K. Metcalf	Seattle	10/4/20	4	106	0	37
Bake Turner	N.Y. Jets	12/14/69	4	105	2	34t
Harold Jackson	New England	11/29/79	5	105	1	33
Eddie Brown	Cincinnati	11/8/87	8	105	0	32
Jermaine Lewis	Baltimore	10/19/97	6	105	0	28
Wayne Chrebet	N.Y. Jets	12/13/98	5	105	1	52
Tony Martin	Atlanta	12/27/98	3	105	1	53
Ed McCaffrey	Denver	9/13/99	6	105	3	61t
Jeremy Shockey	New Orleans	10/25/09	4	105	0	66
Art Powell	Oakland	9/2/66	8	104	1	17t
* Elmo Wright	Kansas City	12/25/71	3	104	0	63
Derrick Gaffney	N.Y. Jets	9/30/79	4	104	0	43
Wayne Chrebet	N.Y. Jets	10/12/97	5	104	1	70
Tim Brown	Oakland	12/6/98	9	104	2	27
Wayne Chrebet	N.Y. Jets	10/23/00	6	104	2	28
Mark Andrews	at Baltimore	9/18/22	9	104	1	25
Gary Garrison	San Diego	10/11/69	4	103	2	40t
* Ken Burrough	Houston	12/24/78	6	103	0	53
Thurman Thomas	Buffalo	9/1/91	8	103	1	50t
* Kimble Anders	Kansas City	12/31/94	6	103	1	57t
Aaron Hernandez	New England	9/12/11	7	103	1	30
Wes Welker	New England	12/2/12	12	103	1	14
JuJu Smith-Schuster	Pittsburgh	10/28/19	5	103	1	34
DJ Moore	Carolina	11/28/21	4	103	0	64
Marvin Harrison	Indianapolis	9/6/98	5	102	1	42
Troy Brown	New England	12/24/00	8	102	0	22
David Patten	New England	10/6/02	5	102	2	34t
Doug Jolley	N.Y. Jets	12/18/05	9	102	1	60t
Jamaal Charles	Kansas City	12/21/08	3	102	0	75
Kellen Winslow	Tampa Bay	11/15/09	7	102	0	37
Rob Gronkowski	New England	1/2/11	6	102	1	28
T.Y. Hilton	Indianapolis	11/4/12	6	102	1	36t
Elbert Dubenion	Buffalo	9/18/66	5	101	0	26
Jerry LeVias	Houston	11/23/69	4	101	1	—
Andre Rison	Atlanta	10/11/92	7	101	1	22t
Heath Miller	Pittsburgh	9/7/06	3	101	1	87t
Andre Johnson	Houston	10/1/06	9	101	1	30
Cecil Shorts	Jacksonville	12/16/12	6	101	0	30
Richard Caster	N.Y. Jets	11/24/74	6	100	2	45t
Al Toon	N.Y. Jets	12/7/87	5	100	1	44t
Lawrence Dawsey	Tampa Bay	12/1/91	8	100	1	17t
Curtis Conway	Chicago	10/27/97	6	100	0	54
Ken Dilger	Indianapolis	12/14/97	5	100	3	43
Ben Watson	Cleveland	12/5/10	10	100	1	22
Jimmy Graham	New Orleans	9/30/13	4	100	2	43t
Keenan Allen	L.A. Chargers	9/17/17	9	100	0	24
Terry McLaurin	Washington	10/13/19	4	100	2	33t
Marvin Jones	at Jacksonville	10/17/21	7	100	1	28
Breece Hall	at N.Y. Jets	10/9/22	2	100	0	79

### GAMES OF 100+ RUSHING YARDS

PLAYER	TEAM	DATE	NO.	YDS.	TD	LG
O.J. Simpson	Buffalo	12/5/76	24	203	1	75t
Rueben Mayes	New Orleans	12/7/86	28	203	2	34t
Earl Campbell	Houston	11/20/78	28	199	4	81t
* Terrell Davis	Denver	1/9/99	21	199	2	62
Justin Fargas	Oakland	9/30/07	22	179	0	48
Justin Fields	Chicago	11/6/22	15	178	1	61t
Freeman McNeil	N.Y. Jets	10/14/85	28	173	0	20



## OPPONENT OUTSTANDING PERFORMANCES

### GAMES OF 100+ RUSHING YARDS

PLAYER	TEAM	DATE	NO.	YDS.	TD	LG
Ricky Watters	Philadelphia	10/20/96	25	173	1	49t
Gerald Riggs	Atlanta	11/30/86	33	172	1	31
Eric Dickerson	Indianapolis	12/4/88	31	169	1	19
Jamal Lewis	Baltimore	1/2/05	34	167	1	20
C.J. Anderson	Denver	11/23/14	27	167	1	26
* Le'Veon Bell	Pittsburgh	1/8/17	29	167	2	26
** John Riggins	Washington	1/30/83	38	166	1	43t
Reuben Droughns	Cleveland	11/20/05	30	166	1	75t
Chris Ivory	N.Y. Jets	10/4/15	29	166	1	24
Thurman Thomas	Buffalo	9/1/91	25	165	1	20
Jim Nance	Boston	12/17/67	24	164	2	29
William Andrews	Atlanta	12/10/83	21	161	1	24t
* Earnest Byner	Cleveland	1/4/86	16	161	2	66t
Hoyle Granger	Houston	12/23/67	21	160	1	23
Wayne Wilson	New Orleans	10/2/83	34	160	0	12
* Thurman Thomas	Buffalo	12/30/95	25	158	1	32
Kerryon Johnson	Detroit	10/21/18	19	158	0	71
Don Woods	San Diego	9/29/74	18	157	2	56t
Earnest Byner	Washington	12/2/90	32	157	3	21
Antowain Smith	New England	12/22/01	26	156	1	44
Laurence Maroney	New England	12/23/07	14	156	1	59t
Marcus Allen	L.A. Raiders	12/2/84	20	155	3	52t
Eric Dickerson	Indianapolis	11/15/87	30	154	1	13
Thurman Thomas	Buffalo	12/23/90	30	154	1	13t
Christian Okoye	Kansas City	10/13/91	23	153	2	38t
Dick Post	San Diego	11/3/68	21	151	0	24
Travis Henry	Buffalo	12/1/02	35	151	1	13
Thurman Thomas	Buffalo	10/29/89	27	148	1	30t
Christian Okoye	Kansas City	12/3/89	32	148	1	13
Thurman Thomas	Buffalo	12/17/95	35	148	1	15
Brian Westbrook	Philadelphia	11/18/07	32	148	0	36
Adrian Peterson	Minnesota	9/19/10	28	145	1	23
Aaron Jones	Green Bay	11/11/18	15	145	2	67
James Conner	Pittsburgh	10/28/19	23	145	1	25
Barry Sanders	Detroit	9/15/91	32	143	0	14
Lee Suggs	Cleveland	12/26/04	38	143	0	13
Lydell Mitchell	Baltimore	10/9/77	17	142	1	64t
Curtis Martin	New England	11/12/95	30	142	2	23
Woody Campbell	Houston	12/3/67	18	141	1	42
* Natrone Means	San Diego	1/8/95	24	139	1	24t
Earl Campbell	Houston	12/4/83	28	138	1	35t
Edgerrin James	Indianapolis	9/15/02	30	138	0	13
C.J. Spiller	Buffalo	12/23/12	22	138	0	62
Barry Sanders	Detroit	12/7/97	30	137	1	19
Dalvin Cook	Minnesota	12/16/18	19	136	2	26
Thurman Thomas	Buffalo	11/18/91	23	135	1	30
* Fred Taylor	Jacksonville	1/15/00	18	135	1	90t
Josh Allen	Buffalo	12/2/18	9	135	0	28
Paul Robinson	Cincinnati	11/17/68	22	134	3	54t
Jim Nance	Boston	11/27/66	23	133	1	27t
Lamar Miller	Houston	10/25/18	18	133	1	58
Freeman McNeil	N.Y. Jets	11/4/84	20	132	1	52
Johnny Hector	N.Y. Jets	12/22/91	13	132	0	47
Travis Henry	Buffalo	10/20/02	22	132	0	34
Knile Davis	Kansas City	9/21/14	32	132	1	21t
D'Onta Foreman	Tennessee	1/2/22	26	132	1	35
Mike Garrett	Kansas City	9/24/67	20	131	0	28
Brandon Jacobs	N.Y. Giants	10/28/07	23	131	0	15
Edgerrin James	Indianapolis	12/5/99	23	130	2	41t
Darren McFadden	Dallas	11/22/15	29	129	0	35
LeSean McCoy	Buffalo	12/24/16	24	128	1	19t
Michael Pittman	Tampa Bay	10/16/05	15	127	1	57t



## OPPONENT OUTSTANDING PERFORMANCES

### GAMES OF 100+ RUSHING YARDS

PLAYER	TEAM	DATE	NO.	YDS.	TD	LG
Ryan Mathews	San Diego	11/17/13	19	127	0	51
Joe Washington	Baltimore	10/29/78	20	126	0	29
Floyd Little	Denver	10/27/68	25	126	1	19
Antowain Smith	Buffalo	11/14/99	29	126	0	24
Chris Johnson	Tennessee	11/11/12	23	126	1	21
Eric Dickerson	Indianapolis	9/25/88	30	125	0	9
Thurman Thomas	Buffalo	10/9/94	31	125	2	26t
Ezekiel Elliott	Dallas	9/22/19	19	125	0	18
Earnest Jackson	San Diego	11/18/84	28	124	0	16
Eric Dickerson	L.A. Rams	12/14/86	28	124	1	25
Robert Holmes	Kansas City	9/28/68	13	123	1	76t
Neal Anderson	Chicago	9/4/88	24	123	2	15
Scott Lockwood	New England	12/27/92	30	123	0	23
Tatum Bell	Denver	12/12/04	17	123	2	29
LeGarrette Blount	New England	9/18/16	29	123	1	26
Tony Dorsett	Dallas	10/25/81	24	122	0	18
DeAngelo Williams	Carolina	11/19/09	13	122	0	50
Walter Payton	Chicago	12/2/85	23	121	0	15
Larry Kinnebrew	Buffalo	10/29/89	21	121	1	25
Dorsey Levens	Green Bay	9/14/97	21	121	0	23
Corey Dillon	New England	12/20/04	26	121	1	20
Alfred Morris	Washington	9/13/15	25	121	0	14
DeMarco Murray	Tennessee	10/9/16	27	121	0	14
O.J. Simpson	Buffalo	11/18/73	20	120	0	28
Earl Campbell	Houston	11/5/79	32	120	0	11
* Chuck Muncie	San Diego	1/2/82	24	120	1	19
Curtis Martin	N.Y. Jets	10/14/01	22	120	1	27t
Jim Braxton	Buffalo	11/18/73	17	119	0	36
Craig James	New England	11/3/85	23	119	0	14
Ronnie Harmon	Buffalo	11/29/87	23	119	0	19
Jerome Bettis	Pittsburgh	11/25/96	27	119	0	14
Lamar Jackson	at Baltimore	9/18/22	9	119	1	79t
Natrone Means	San Diego	12/27/93	18	118	3	65t
Edgerrin James	Indianapolis	11/26/00	26	118	0	13
Ahman Green	Green Bay	10/22/06	18	118	1	70t
Adrian Peterson	Washington	10/13/19	23	118	0	25
Warren Williams	Pittsburgh	12/18/88	16	117	0	33
* Thurman Thomas	Buffalo	1/12/91	32	117	2	14
Chris Johnson	Tennessee	11/14/10	17	117	1	30
Franco Harris	Pittsburgh	11/30/80	28	116	1	9t
Freeman McNeil	N.Y. Jets	9/12/82	13	116	0	48
Freeman McNeil	N.Y. Jets	11/26/84	24	116	0	39
Curtis Martin	N.Y. Jets	11/1/04	19	115	1	25t
Lamont Jordan	N.Y. Jets	11/1/04	14	115	1	25t
Willie Parker	Pittsburgh	9/7/06	29	115	0	32
Fred Jackson	Buffalo	12/9/07	15	115	0	27
Emerson Boozer	N.Y. Jets	12/13/70	18	114	0	21
Curtis Brown	Buffalo	11/12/78	11	114	1	58t
James Jones	Detroit	10/27/85	36	114	1	8
Jim Nance	Boston	10/15/67	20	113	0	19
Mel Owens	Detroit	12/15/73	27	113	1	10
Horace Ivory	New England	10/22/78	15	113	2	28
* Curt Warner	Seattle	12/31/83	29	113	2	18
Terry Allen	Minnesota	9/25/94	15	113	1	45
Colin Kaepernick	San Francisco	11/27/16	10	113	0	30
Alex Collins	Baltimore	10/26/17	18	113	0	19
Edgerrin James	Indianapolis	12/17/00	32	112	0	15
LeSean McCoy	Buffalo	11/8/15	16	112	1	48t
Dion Lewis	New England	11/26/17	15	112	0	25
Sony Michel	New England	9/30/18	25	112	1	23
Saquon Barkley	N.Y. Giants	12/15/19	24	112	2	12
Hoyle Granger	Houston	12/3/67	25	111	1	13



## OPPONENT OUTSTANDING PERFORMANCES

### GAMES OF 100+ RUSHING YARDS

PLAYER	TEAM	DATE	NO.	YDS.	TD	LG
Jim Nance	Boston	12/8/68	19	111	1	30t
Wilbert Montgomery	Philadelphia	9/24/78	25	111	0	12
Willis McGahee	Buffalo	10/17/04	26	111	0	31
Peyton Barber	Las Vegas	9/26/21	23	111	1	27t
Franco Harris	Pittsburgh	11/14/76	22	110	1	26
Rocky Bleier	Pittsburgh	11/14/76	20	110	0	13
Eric Dickerson	Indianapolis	12/30/90	20	110	0	16
Corey Dillon	Cincinnati	10/1/00	22	110	0	19
Curtis Martin	N.Y. Jets	10/3/04	24	110	1	13
Thomas Jones	N.Y. Jets	9/23/07	25	110	0	12
Karlos Williams	Buffalo	9/27/15	12	110	1	41t
Karlos Williams	Buffalo	11/8/15	9	110	2	38t
Jonathan Stewart	Carolina	11/13/17	17	110	0	18
Jim Nance	Boston	11/9/69	17	109	0	23
Stump Mitchell	St. Louis	9/30/84	20	109	2	19
* Terry Allen	Baltimore	1/13/02	25	109	1	13
Joe Cribbs	Buffalo	12/27/82	19	108	1	62t
Curtis Martin	N.Y. Jets	10/4/98	36	108	1	15
Larry Johnson	Kansas City	12/21/08	12	108	1	33
Denard Robinson	Jacksonville	10/26/14	18	108	0	41
Freeman McNeil	N.Y. Jets	11/10/85	26	107	0	13
Eric Dickerson	Indianapolis	12/17/89	21	107	2	17
* Edgerrin James	Indianapolis	12/30/00	21	107	0	34
Marshawn Lynch	Buffalo	12/9/07	23	107	0	11
Mark Ingram II	Baltimore	9/8/19	14	107	2	49
Lydell Mitchell	Baltimore	11/23/75	26	106	1	32t
Sam Cunningham	New England	9/19/76	21	106	0	15
Eddie George	Tennessee	9/7/97	23	106	1	13t
Raymont Harris	Chicago	10/27/97	25	106	1	9
Nick Chubb	Cleveland	11/24/19	21	106	1	17
Kyler Murray	Arizona	11/8/20	11	106	1	28
Franco Harris	Pittsburgh	12/3/73	15	105	1	21t
Marcus Allen	L.A. Raiders	9/19/83	22	105	0	15
* Craig James	New England	1/12/86	22	105	0	21
Willis McGahee	Baltimore	10/19/08	19	105	1	17
Fred Jackson	Buffalo Bills	12/22/13	18	105	1	14
Chris Johnson	N.Y. Jets	12/1/14	17	105	0	47
Lydell Mitchell	Baltimore	12/9/73	35	104	0	9
John Stephens	New England	11/6/88	25	104	1	13t
Rod Bernstine	San Diego	12/15/91	13	104	3	63t
Willis McGahee	Baltimore	12/16/07	29	104	0	19
Chris Johnson	Tennessee	12/20/09	29	104	0	14
Sammy Winder	Denver	9/29/85	20	103	2	19
Brad Baxter	N.Y. Jets	11/1/92	20	103	0	28
Jamal Anderson	Atlanta	12/27/98	18	103	1	36t
Emmitt Smith	Dallas	11/25/99	31	103	0	28
Garrison Hearst	San Francisco	12/16/01	26	103	0	23
Ben Tate	Houston	9/18/11	23	103	0	16
Tony Pollard	Dallas	9/22/19	13	103	1	28
Jonathan Taylor	Indianapolis	10/3/21	16	103	1	38
Thomas Jones	N.Y. Jets	11/1/09	27	102	0	11
Eric Dickerson	L.A. Rams	10/30/83	14	101	1	40
Duce Staley	Pittsburgh	9/26/04	22	101	0	38
Thomas Jones	N.Y. Jets	9/7/08	22	101	1	14
* Wendell Hayes	Kansas City	12/25/71	22	100	0	22
Mark van Eeghen	New England	12/12/82	22	100	0	11
Chris Brown	Tennessee	9/11/04	16	100	0	52
Damien Harris	New England	9/12/21	23	100	0	35

\* Playoff game

\*\* Super Bowl



## DOLPHINS LARGEST COMEBACKS

DOLPHINS				
MARGIN	SCORE/QUARTER	FINAL SCORE	DATE	OPPONENT
1. 24 points	0-24 (2nd)	34-27	12/15/74	NEW ENGLAND
2. 21 points	0-21 (2nd)	24-23	12/4/05	BUFFALO
21 points	14-34 (3rd)	42-38	9/18/22	at Baltimore
3. 18 points	3-21 (2nd)	24-21	11/14/71	PITTSBURGH
18 points	3-21 (2nd)	24-21	1/4/86	CLEVELAND*
18 points	6-24 (3rd)	28-24	11/27/94	at N.Y. Jets
6. 17 points	0-17 (3rd)	21-17	11/10/68	at Buffalo
17 points	3-20 (2nd)	31-23	11/12/89	at N.Y. Jets
17 points	0-17 (2nd)	28-20	10/29/00	GREEN BAY
17 points	0-17 (3rd)	20-17	10/15/17	at Atlanta

NOTE: Miami's largest fourth-quarter comeback was from a 21-point deficit (14-35 to 42-38) against Baltimore on September 18, 2022.

OPPONENTS				
MARGIN	SCORE/QUARTER	FINAL SCORE	DATE	OPPONENT
1. 23 points	7-30 (4th)	40-37 (OT)	10/23/00	at N.Y. Jets
2. 21 points	0-21 (2nd)	34-31 (OT)	10/25/87	BUFFALO
21 points	3-24 (3rd)	27-24 (OT)	10/8/95	INDIANAPOLIS
21 points	3-24 (2nd)	46-34	10/25/09	NEW ORLEANS
5. 18 points	10-28 (2nd)	45-28	10/9/77	at Baltimore
6. 17 points	0-17 (3rd)	21-17	10/14/01	at N.Y. Jets
17 points	0-17 (3rd)	27-24	12/14/11	at New England
17 points	0-17 (3rd)	27-17	10/7/18	at Cincinnati

\* Playoff Game

## DOLPHINS 10 LARGEST MARGINS

...OF VICTORY				
MARGIN	SCORE	DATE	OPPONENT	
1. 52 points	52-0	11/12/72	NEW ENGLAND	
2. 44 points	44-0	11/11/73	BALTIMORE	
3. 43 points	43-0	10/19/75	at N.Y. Jets	
4. 42 points	42-0	9/10/78	at Baltimore	
42 points	45-3	11/24/86	N.Y. JETS	
42 points	42-0	10/11/87	KANSAS CITY	
7. 41 points	55-14	11/24/77	at St. Louis	
8. 38 points	45-7	12/20/70	BUFFALO	
38 points	41-3	10/17/71	NEW ENGLAND	
38 points	52-14	9/3/95	N.Y. JETS	

...OF DEFEAT				
MARGIN	SCORE	DATE	OPPONENT	
1. 55 points	62-7	1/15/00	at Jacksonville*	
2. 49 points	59-10	9/8/19	BALTIMORE	
3. 45 points	48-3	9/28/68	KANSAS CITY	
4. 43 points	43-0	9/15/19	NEW ENGLAND	
5. 41 points	41-0	10/8/67	at Kansas City	
41 points	41-0	12/14/97	at Indianapolis	
7. 40 points	40-0	10/26/17	at Baltimore	
8. 35 points	35-0	11/1/70	at Baltimore	
35 points	42-7	10/13/91	at Kansas City	
35 points	38-3	1/9/99	at Denver*	
35 points	35-0	9/19/21	vs. Buffalo	

\* Playoff Game



## DOLPHINS HOME AND AWAY

(Regular Season)

YEAR	HOME	PCT.	ROAD	PCT.	OVERALL	PCT.
1966	2-5	.286	1-6	.143	3-11	.214
1967	4-3	.571	0-7	.000	4-10	.286
1968	1-5-1	.214	4-3	.571	5-8-1	.393
1969	2-4-1*	.357	1-6*	.143	3-10-1	.250
1970	6-1	.857	4-3	.571	10-4	.714
1971	6-1	.857	4-2-1	.643	10-3-1	.750
1972	7-0	1.000	7-0	1.000	14-0	1.000
1973	7-0	1.000	5-2	.714	12-2	.857
1974	7-0	1.000	4-3	.571	11-3	.786
1975	5-2	.714	5-2	.714	10-4	.714
1976	3-4	.429	3-4	.429	6-8	.429
1977	6-1	.857	4-3	.571	10-4	.714
1978	7-1	.875	4-4	.500	11-5	.688
1979	6-2	.750	4-4	.500	10-6	.625
1980	5-3	.625	3-5	.375	8-8	.500
1981	6-1-1	.813	5-3	.625	11-4-1	.719
1982	4-0	1.000	3-2	.600	7-2	.778
1983	7-1	.875	5-3	.625	12-4	.750
1984	7-1	.875	7-1	.875	14-2	.875
1985	8-0	1.000	4-4	.500	12-4	.750
1986	4-4	.500	4-4	.500	8-8	.500
1987	4-3	.571	4-4	.500	8-7	.533
1988	4-4	.500	2-6	.250	6-10	.375
1989	4-4	.500	4-4	.500	8-8	.500
1990	7-1	.875	5-3	.625	12-4	.750
1991	5-3	.625	3-5	.375	8-8	.500
1992	6-2	.750	5-3	.625	11-5	.688
1993	4-4	.500	5-3	.625	9-7	.563
1994	6-2	.750	4-4	.500	10-6	.625
1995	5-3	.625	4-4	.500	9-7	.563
1996	4-4	.500	4-4	.500	8-8	.500
1997	6-2	.750	3-5	.375	9-7	.563
1998	7-1	.875	3-5	.375	10-6	.625
1999	5-3	.625	4-4	.500	9-7	.563
2000	5-3	.625	6-2	.750	11-5	.688
2001	7-1	.875	4-4	.500	11-5	.688
2002	7-1	.875	2-6	.250	9-7	.563
2003	4-4	.500	6-2	.750	10-6	.625
2004	3-5	.375	1-7	.125	4-12	.250
2005	5-3	.625	4-4	.500	9-7	.563
2006	4-4	.500	2-6	.250	6-10	.375
2007	1-7#	.125	0-8	.000	1-15	.063
2008	5-3	.625	6-2	.750	11-5	.688
2009	4-4	.500	3-5	.375	7-9	.438
2010	1-7	.125	6-2	.750	7-9	.438
2011	4-4	.500	2-6	.250	6-10	.375
2012	5-3	.625	2-6	.250	7-9	.438
2013	4-4	.500	4-4	.500	8-8	.500
2014	4-4	.500	4-4@	.500	8-8	.500
2015	3-5^	.375	3-5	.375	6-10	.375
2016	6-2	.750	4-4	.500	10-6	.625
2017	4-4&	.500	2-6	.250	6-10	.375
2018	6-2	.750	1-7	.125	7-9	.438
2019	3-5	.375	2-6	.250	5-11	.313
2020	5-3	.625	5-3	.625	10-6	.625
2021	6-3	.667	3-5\$	.375	9-8	.529
2022	5-1	.833	3-4	.428	8-5	.615
TOTALS	278-157-3	.638	206-233-1	.469	484-390-4	.554

\* Includes 38-23 loss to Boston at Tampa. # Includes 13-10 loss to N.Y. Giants at London, England. @ Includes 38-14 win over Oakland at London, England. ^ Includes 27-14 loss to N.Y. Jets at London, England. & Includes 20-0 loss to New Orleans at London, England. \$ Includes 20-23 loss to Jacksonville at London, England.



## DOLPHINS MONTH BY MONTH

(Regular Season)

YEAR	SEPTEMBER	OCTOBER	NOVEMBER	DECEMBER	JANUARY	RECORD
1966	0-3	2-2	0-4	1-2	0-0	3-11
1967	1-1	0-4	1-3	2-2	0-0	4-10
1968	0-3	2-1-1	2-2	1-2	0-0	5-8-1
1969	0-3	1-2-1	1-4	1-1	0-0	3-10-1
1970	1-1	3-1	3-2	3-0	0-0	10-4
1971	1-0-1	4-1	4-0	1-2	0-0	10-3-1
1972	2-0	5-0	4-0	3-0	0-0	14-0
1973	2-1	4-0	4-0	2-1	0-0	12-2
1974	2-1	3-1	3-1	3-0	0-0	11-3
1975	1-1	4-0	2-2	3-1	0-0	10-4
1976	2-1	2-3	1-3	1-1	0-0	6-8
1977	2-0	3-2	3-1	2-1	0-0	10-4
1978	2-2	4-1	2-2	3-0	0-0	11-5
1979	4-1	2-2	3-2	1-1	0-0	10-6
1980	3-1	1-3	2-3	2-1	0-0	8-8
1981	4-0	1-2-1	3-2	3-0	0-0	11-4-1
1982	2-0	0-0	1-1	3-1	1-0	7-2
1983	3-1	3-2	3-1	3-0	0-0	12-4
1984	5-0	4-0	3-1	2-1	0-0	14-2
1985	3-1	2-2	3-1	4-0	0-0	12-4
1986	1-3	2-2	3-2	2-1	0-0	8-8
1987	1-1	1-3	3-2	3-1	0-0	8-7
1988	1-3	4-1	0-4	1-2	0-0	6-10
1989	1-2	3-2	3-1	1-3	0-0	8-8
1990	3-1	3-0	3-1	3-2	0-0	12-4
1991	2-3	1-2	3-1	2-2	0-0	8-8
1992	3-0	3-1	2-3	3-1	0-0	11-5
1993	2-1	4-0	3-1	0-4	0-1	9-7
1994	3-1	3-1	2-2	2-2	0-0	10-6
1995	3-0	2-3	1-3	3-1	0-0	9-7
1996	3-1	1-3	2-2	2-2	0-0	8-8
1997	2-2*	3-1	3-2	1-2	0-0	9-7
1998	3-0	2-2	3-2	2-2	0-0	10-6
1999	2-0	4-1	2-2	1-3	0-1	9-7
2000	3-1	3-1	3-1	2-2	0-0	11-5
2001	2-1	2-1	3-1	3-2	1-0	11-5
2002	3-1	2-1	2-2	2-3	0-0	9-7
2003	2-1	3-1	3-2	2-2	0-0	10-6
2004	0-3	1-3	1-3	2-2	0-1	4-12
2005	2-1	1-3	1-3	4-0	1-0	9-7
2006	1-2	0-4	4-0	1-4	0-0	6-10
2007	0-4	0-4	0-3	1-4	0-0	1-15
2008	1-2	2-2	4-1	4-0	0-0	11-5
2009	0-3	2-1	3-2	2-2	0-1	7-9
2010	2-1	2-2	2-2	1-3	0-1	7-9
2011	0-3	0-4	3-1	2-2	1-0	6-10
2012	1-3	3-0	1-3	2-3	0-0	7-9
2013	3-1	1-3	1-2	3-2	0-0	8-8
2014	2-2	2-1	2-2	2-3	0-0	8-8
2015	1-2	2-2	1-3	1-3	1-0	6-10
2016	1-3	2-1	4-0	3-1	0-1	10-6
2017	1-1	3-2	0-4	2-3	0-0	6-10
2018	3-1	1-3	1-2	2-3	0-0	7-9
2019	0-4	0-3	2-2	3-2	0-0	5-11
2020	1-2	2-1	4-1	3-1	0-1	10-6
2021	1-2	0-5	4-0	3-0	1-1	9-8
2022	3-1	2-2	3-0	0-2	-	8-5
<b>TOTALS</b>	<b>103-84-1</b>	<b>122-101-3</b>	<b>133-103</b>	<b>120-94</b>	<b>6-8</b>	<b>484-390-4</b>

\* includes August 31, 1997, 16-10 win over Indianapolis





## PRIME TIME DOLPHINS

YEAR	DATE	OPPONENT	SCORE	W/L	NETWORK	ATTENDANCE
1970	Mon., Nov. 30	at Atlanta	20-7	W	ABC	53,303
1971	Mon., Nov. 29	CHICAGO	34-3	W	ABC	73,071
1972	Mon., Nov. 27	ST. LOUIS	31-10	W	ABC	78,190
1973	Mon., Oct. 15	at Cleveland	17-9	W	ABC	72,070
1973	Mon., Dec. 3	PITTSBURGH	30-26	W	ABC	68,901
1974	Mon., Oct. 7	N.Y. JETS	21-17	W	ABC	61,527
1974	Mon., Dec. 2	CINCINNATI	24-3	W	ABC	71,962
1975	Mon., Sept. 22	OAKLAND	21-31	L	ABC	78,744
1975	Mon., Dec. 1	NEW ENGLAND	20-7	W	ABC	61,963
1976	Mon., Sept. 13	at Buffalo	30-21	W	ABC	77,683
1976	Mon., Nov. 22	BALTIMORE	16-17	L	ABC	62,104
1977	Mon., Dec. 5	BALTIMORE	17-6	W	ABC	68,977
1978	Mon., Oct. 9	CINCINNATI	21-0	W	ABC	54,729
1978	Mon., Nov. 20	at Houston	30-35	L	ABC	50,290
1978	Mon., Dec. 18	NEW ENGLAND	23-3	W	ABC	72,071
1979	Mon., Oct. 8	at Oakland	3-13	L	ABC	52,419
1979	Mon., Nov. 5	HOUSTON	6-9	L	ABC	70,273
1979	Thur., Nov. 29	NEW ENGLAND	39-24	W	ABC	69,174
1980	Mon., Oct. 27	at N.Y. Jets	14-17	L	ABC	53,046
1980	Thur., Nov. 20	SAN DIEGO	24-27	L (OT)	ABC	63,013
1980	Mon., Dec. 8	NEW ENGLAND	16-13	W (OT)	ABC	63,292
1981	Thur., Sept. 10	PITTSBURGH	30-10	W	ABC	74,190
1981	Mon., Oct. 12	at Buffalo	21-31	L	ABC	78,576
1981	Mon., Nov. 30	PHILADELPHIA	13-10	W	ABC	67,797
1982	Mon., Nov. 29	at Tampa Bay	17-23	L	ABC	54,854
1982	Mon., Dec. 27	BUFFALO	27-10	W	ABC	73,924
1983	Mon., Sept. 19	at L.A. Raiders	14-27	L	ABC	57,796
1983	Mon., Nov. 28	CINCINNATI	38-14	W	ABC	74,506
1983	Fri., Dec. 16	N.Y. JETS	34-14	W	ABC	59,975
1984	Mon., Sept. 17	at Buffalo	21-17	W	ABC	65,455
1984	Mon., Nov. 26	N.Y. JETS	28-17	W	ABC	74,884
1984	Mon., Dec. 17	DALLAS	28-21	W	ABC	74,139
1985	Mon., Oct. 14	at N.Y. Jets	7-23	L	ABC	73,807
1985	Mon., Dec. 2	CHICAGO	38-24	W	ABC	75,594
1985	Mon., Dec. 16	NEW ENGLAND	30-27	W	ABC	69,489
1986	Mon., Nov. 10	at Cleveland	16-26	L	ABC	77,949
1986	Mon., Nov. 24	N.Y. JETS	45-3	W	ABC	70,206
1986	Mon., Dec. 22	NEW ENGLAND	27-34	L	ABC	74,516
1987	Sun., Nov. 22	at Dallas	20-14	W	ESPN	56,519
1987	Mon., Dec. 7	N.Y. JETS	37-28	W	ABC	62,592
1987	Sun., Dec. 20	WASHINGTON	23-21	W	ESPN	65,715
1987	Mon., Dec. 28	NEW ENGLAND	10-24	L	ABC	61,192
1988	Mon., Nov. 14	BUFFALO	6-31	L	ABC	67,091
1988	Sun., Nov. 20	NEW ENGLAND	3-6	L	ESPN	53,526
1988	Mon., Dec. 12	CLEVELAND	38-31	W	ABC	61,884
1989	Sun., Dec. 10	NEW ENGLAND	31-10	W	ESPN	55,918
1990	Thur., Oct. 18	NEW ENGLAND	17-10	W	TNT	62,630
1990	Mon., Nov. 19	L.A. RAIDERS	10-13	L	ABC	70,553
1990	Sun., Dec. 9	PHILADELPHIA	23-20	W (OT)	ESPN	67,034
1991	Sun., Nov. 10	NEW ENGLAND	30-20	W	ESPN	56,065
1991	Mon., Nov. 18	BUFFALO	27-41	L	ABC	71,062
1991	Mon., Dec. 9	CINCINNATI	37-13	W	ABC	60,616
1992	Mon., Sept 14	at Cleveland	27-23	W	ABC	74,765
1992	Mon., Nov. 16	BUFFALO	20-26	L	ABC	70,629
1992	Mon., Dec. 14	L.A. RAIDERS	20-7	W	ABC	67,098
1992	Sun., Dec. 20	N.Y. JETS	19-17	W	ESPN	68,275
1993	Mon., Oct. 4	WASHINGTON	17-10	W	ABC	68,568
1993	Sun., Oct. 24	INDIANAPOLIS	41-27	W	TNT	57,301
1993	Mon., Dec 13	PITTSBURGH	20-21	L	ABC	70,232
1993	Mon., Dec. 27	at San Diego	20-45	L	ABC	60,311
1994	Sun., Oct. 2	at Cincinnati	23-7	W	TNT	55,056
1994	Sun., Dec. 4	BUFFALO	31-42	L	ESPN	69,358
1994	Mon., Dec. 12	KANSAS CITY	45-28	W	ABC	71,578
1994	Sun., Dec. 25	DETROIT	27-20	W	ESPN	70,980



## PRIME TIME DOLPHINS

YEAR	DATE	OPPONENT	SCORE	W/L	NETWORK	ATTENDANCE
1995	Mon., Sept. 18	PITTSBURGH	23-10	W	ABC	72,874
1995	Sun., Nov. 5	at San Diego	24-14	W	ESPN	61,996
1995	Mon., Nov. 20	SAN FRANCISCO	20-44	L	ABC	73,080
1995	Mon., Dec. 11	KANSAS CITY	13-6	W	ABC	70,321
1996	Sun., Sept. 8	at Arizona	38-10	W	TNT	55,444
1996	Mon., Sept. 23	at Indianapolis	6-10	L	ABC	60,891
1996	Mon., Nov. 25	PITTSBURGH	17-24	L	ABC	73,489
1996	Mon., Dec. 16	BUFFALO	16-14	W	ABC	67,016
1997	Sun., Sept. 21	at Tampa Bay	21-31	L	TNT	73,314
1997	Mon., Oct. 27	CHICAGO*	33-36	L (OT)	ABC	73,156
1997	Mon., Nov. 17	BUFFALO	30-13	W	ABC	74,155
1997	Sun., Dec. 7	DETROIT	33-30	W	ESPN	72,266
1997	Mon., Dec. 22	NEW ENGLAND	12-14	L	ABC	74,379
1998	Mon., Oct. 12	at Jacksonville	21-28	L	ABC	74,051
1998	Mon., Nov. 23	at New England	23-26	L	ABC	58,729
1998	Sun., Dec. 13	N.Y. JETS	16-21	L	ESPN	74,369
1998	Mon., Dec. 21	DENVER	31-21	W	ABC	74,363
1999	Mon., Sept. 13	at Denver	38-21	W	ABC	75,623
1999	Mon., Oct. 4	BUFFALO	18-23	L	ABC	74,073
1999	Sun., Nov. 7	TENNESSEE	17-0	W	ESPN	74,109
1999	Mon., Dec. 27	N.Y. JETS	31-38	L	ABC	74,230
2000	Sun., Sept. 17	BALTIMORE	19-6	W	ESPN	73,464
2000	Mon., Oct. 23	at N.Y. Jets	37-40	L (OT)	ABC	78,389
2001	Sun., Sept. 9	at Tennessee	31-23	W	ESPN	68,798
2001	Mon., Dec. 10	INDIANAPOLIS	41-6	W	ABC	73,858
2002	Sun., Oct. 13	at Denver	24-22	W	ESPN	75,941
2002	Mon., Nov. 4	at Green Bay	10-24	L	ABC	63,284
2002	Sun., Nov. 10	at N.Y. Jets	10-13	L	ESPN	78,920
2002	Mon., Dec. 9	CHICAGO	27-9	W	ABC	73,609
2003	Sun., Sept. 21	BUFFALO	17-7	W	ESPN	73,458
2003	Mon., Oct. 27	at San Diego#	26-10	W	ABC	73,014
2003	Sun., Nov. 23	WASHINGTON	24-23	W	ESPN	73,578
2003	Mon., Dec. 15	PHILADELPHIA	27-34	L	ABC	73,780
2004	Sun., Sept. 19	at Cincinnati	13-16	L	ESPN	65,705
2004	Sun., Sept. 26	PITTSBURGH@	3-13	L	CBS	72,225
2004	Mon., Nov. 1	at N.Y. Jets	14-41	L	ABC	78,216
2004	Mon., Dec. 20	NEW ENGLAND	29-28	W	ABC	73,629
2004	Sun., Dec. 26	CLEVELAND	10-7	W	ESPN	73,169
2005	Fri., Oct. 21	KANSAS CITY%	20-30	L	CBS	68,350
2006	Thur., Sept. 7	at Pittsburgh	17-28	L	NBC	64,927
2006	Mon., Dec. 25	N.Y. JETS	10-13	L	ESPN	73,500
2007	Mon., Nov. 26	at Pittsburgh	0-3	L	ESPN	57,704
2009	Mon., Sept. 21	INDIANAPOLIS	23-27	L	ESPN	66,227
2009	Mon., Oct. 12	N.Y. JETS	31-27	W	ESPN	69,767
2009	Thur., Nov. 19	at Carolina	24-17	W	NFLN	73,475
2010	Sun., Sept. 26	N.Y. JETS	23-31	L	NBC	70,481
2010	Mon., Oct. 4	NEW ENGLAND	14-41	L	ESPN	69,090
2010	Thur., Nov. 18	CHICAGO	0-16	L	NFLN	68,752
2011	Mon., Sept. 12	NEW ENGLAND	24-38	L	ESPN	66,860
2011	Mon., Oct. 17	at N.Y. Jets	6-24	L	ESPN	78,912
2012	Thurs., Nov. 11	at Buffalo	14-19	L	NFLN	69,118
2013	Mon., Sept. 30	at New Orleans	17-38	L	ESPN	73,118
2013	Thur., Oct. 31	Cincinnati	22-20	W (OT)	NFLN	52,388
2013	Mon. Nov. 11	at Tampa Bay	19-22	L	ESPN	64,448
2014	Thurs., Nov. 13	BUFFALO	22-9	W	NFLN	71,573
2014	Mon., Dec. 1	at N.Y. Jets	16-13	W	ESPN	78,160
2015	Thur., Oct. 29	at New England	7-36	L	NFLN	66,829
2015	Mon., Dec. 14	N.Y. Giants	24-31	L	ESPN	65,408
2016	Thur., Sept. 29	at Cincinnati	7-22	L	NFLN	60,834
2016	Sat., Dec. 17	at N.Y. Jets	34-13	W	NFLN	78,160
2017	Thur., Oct. 26	at Baltimore	0-40	L	CBS/NFLN/ Amazon	70,408
2017	Sun., Nov. 5	OAKLAND	24-27	L	NBC	65,139
2017	Mon., Nov. 13	at Carolina	21-45	L	ESPN	72,790



YEAR	DATE	OPPONENT	SCORE	W/L	NETWORK	ATTENDANCE
2017	Mon., Dec. 11	NEW ENGLAND	27-20	W	ESPN	65,548
2018	Thur., Oct. 25	at Houston	23-42	L	FOX/NFLN/ Amazon	71,726
2019	Mon., Oct. 28	at Pittsburgh	14-27	L	ESPN	59,244
2020	Thur., Sept. 24	at Jacksonville	31-13	W	NFLN	16,563
2020	Sat., Dec. 26	at Las Vegas	26-25	W	NFLN	0
2021	Thur., Nov. 11	BALTIMORE	22-10	W	FOX/NFLN/ Amazon	65,948
2021	Mon., Dec. 27	at New Orleans	20-3	W	ESPN	69,170
2022	Thur., Sept. 29	at Cincinnati	15-27	L	Prime Video	67,260
2022	Sun., Oct. 23	PITTSBURGH	16-10	W	NBC	66,224
2022	Sun., Dec. 11	at L.A. Chargers	17-23	L	NBC	70,240

**TOTALS: 43-43 Monday Night (34-22 home, 9-21 road); 30-20 Other (20-9 home, 10-11 road)**

\* Game originally scheduled for Sun., Oct. 26 postponed to Mon., Oct. 27 due to Game 7 of World Series.

# Game played at Sun Devil Stadium in Tempe, Ariz. due to California wildfires.

@ Game originally scheduled to start at 1:00 p.m. but moved back to 8:30 p.m. because of Hurricane Jeanne.

% Game originally scheduled for Sunday, October 23 at 1:00 p.m. but moved up to Friday, October 21 at 7:00 p.m. because of the impending arrival of Hurricane Wilma.

## DOLPHINS' 10 LARGEST CROWDS

(Regular Season and Postseason games only)

1966-96 = actual attendance

1997-2022 = paid attendance

HOME (Modernized Hard Rock Stadium, 2015-22)@					
ATTENDANCE	DATE	OPPONENT	RESULT	W/L	
1. 66,563	11/13/22	Cleveland	39-17	W	
2. 66,514	1/9/22	New England	33-24	W	
3. 66,224	10/23/22	Pittsburgh	16-10	W	
4. 66,206	9/25/22	Buffalo	21-19	W	
5. 66,205	11/27/22	Houston	30-15	W	
6. 66,163	1/1/17	New England	14-35	L	
7. 66,100	10/16/22	Minnesota	16-24	L	
8. 66,087	12/9/18	New England	34-33	W	
9. 66,035	12/19/21	N.Y. Jets	31-24	W	
10. 65,948	11/11/21	Baltimore	22-10	W	

HOME (Hard Rock Stadium, 1987-14)@					
ATTENDANCE	DATE	OPPONENT	RESULT	W/L	
1. 75,283	10/27/96	Dallas	10-29	L	
2. 74,379	12/22/97	New England	12-14	L	
3. 74,369	12/13/98	N.Y. Jets	16-21	L	
4. 74,363	12/21/98	Denver	31-21	W	
5. 74,320	11/19/00	N.Y. Jets	3-20	L	
6. 74,307	12/10/00	Tampa Bay	13-16	L	
7. 74,295	11/21/99	New England	27-17	W	
8. 74,259	11/18/01	N.Y. Jets	0-24	L	
9. 74,240	1/4/09	*Baltimore	9-27	L	
10. 74,230	12/27/99	N.Y. Jets	31-38	L	

HOME (Orange Bowl, 1966-86)					
ATTENDANCE	DATE	OPPONENT	RESULT	W/L	
1. 78,939	1/2/72	*Baltimore	21-0	W	
2. 78,914	11/19/72	N.Y. Jets	28-24	W	
3. 78,744	9/22/75	Oakland	21-31	L	
4. 78,196	12/24/72	*Cleveland	20-14	W	
5. 77,596	10/15/72	San Diego	24-10	W	
6. 76,801	11/27/72	St. Louis	31-10	W	
7. 76,696	12/16/72	Baltimore	16-0	W	
8. 76,029	1/6/85	*Pittsburgh	45-28	W	
9. 75,770	12/23/73	*Cincinnati	34-16	W	
10. 75,594	12/2/85	Chicago	38-24	W	



## DOLPHINS' 10 LARGEST CROWDS

ROAD				
ATTENDANCE	DATE	OPPONENT	RESULT	W/L
1. 103,667	1/30/83	**Washington (at Pasadena)	17-27	L
2. 90,163	9/9/07	Washington	13-16 (OT)	L
3. 90,127	9/22/19	Dallas	6-31	L
4. 87,418	11/24/11	Dallas	19-20	L
5. 85,462	1/14/73	**Washington (at L.A.)	14-7	W
6. 84,059	1/20/85	**San Francisco (at Stanford)	16-38	L
7. 83,483	11/20/16	Los Angeles	14-10	W
8. 83,436	9/28/14	Oakland (at London, Eng.)	38-14	W
9. 82,500	10/9/22	N.Y. Jets	17-40	L
10. 80,591	1/16/72	**Dallas (at New Orleans)	3-24	L

\* Playoff Game    \*Super Bowl

@ 81,176 saw the Dolphins and Giants play on October 28, 2007 at London's Wembley Stadium, which was designated as a Dolphins home game. 83,986 saw the Dolphins and Jets play on October 4, 2015 at London's Wembley Stadium, which was designated as a Dolphins home game. 84,423 saw the Dolphins and Saints play on October 1, 2017 at London's Wembley Stadium, which was designated as a Dolphins home game.

NOTE: The largest attendance for a Dolphins game was 104,629 for a preseason game against Denver in Mexico City on Aug. 4, 1997.

## DOLPHINS' COLDEST/WARMEST GAMES

COLDEST GAMES				
DATE	TEAM	W/L	SCORE	CONDITIONS
12/21/08	at Kansas City	W	38-31	10°, sunny
12/11/77	at New England	L	10-14	14°, clear
1/8/17	*at Pittsburgh	L	12-30	17°, partly cloudy
12/12/82	at New England	L	0-3	22°, snowy
12/17/17	at Buffalo	L	16-24	22°, mostly cloudy
12/8/85	at Green Bay	W	34-24	23°, cloudy
12/18/88	at Pittsburgh	L	24-40	23°, overcast, light snow
12/3/89	at Kansas City	L	21-26	23°, clear
12/27/92	at New England (OT)	W	16-13	23°, clear
12/24/17	at Kansas City	L	13-29	23°, cloudy

\* Playoff Game


NOTE: Coldest game in Miami was 12/24/89 vs. Kansas City (27-24 win by Chiefs): 40° and clear.

WARMEST GAMES				
DATE	TEAM	W/L	SCORE	CONDITIONS
9/8/96	at Arizona	W	38-10	101°, night and dry
10/9/88	at L.A. Raiders	W	24-14	96°, clear and dry
9/3/95	N.Y. JETS	W	52-14	94°, mostly sunny
10/9/66	at Oakland	L	10-21	93°, sunny
8/19/83	**at Washington	W	38-7	93°, fair and muggy
9/1/96	NEW ENGLAND	W	24-10	93°, mostly sunny
9/11/22	NEW ENGLAND	W	20-7	92°, partly cloudy
9/17/72	at Kansas City	W	20-10	91°, sunny
9/24/89	N.Y. JETS	L	33-40	91°, partly sunny
9/18/95	PITTSBURGH	W	23-10	91°, partly cloudy
9/8/19	BALTIMORE	L	10-59	91°, mostly cloudy
9/28/80	NEW ORLEANS	W	21-16	90°, partly cloudy
9/4/83	at Buffalo	W	12-0	90°, sunny
9/14/86	INDIANAPOLIS	W	30-10	90°, sunny
8/17/17	**BALTIMORE	L	7-31	90°, partly cloudy
9/23/18	OAKLAND	W	28-20	90°, partly cloudy
9/20/20	BUFFALO	L	28-31	90°, cloudy

\*\* Preseason Game



## DOLPHINS IN THE HALL OF FAME



**DON SHULA**  
Coach • Inducted: 1997




**NICK BUONICONTI**  
#85 • LB • Inducted: 2001




**LARRY CSONKA**  
#39 • FB • Inducted: 1987



**BOB GRIESE**  
#12 • QB • Inducted: 1990



**JIM LANGER**  
#62 • C • Inducted: 1987



**LARRY LITTLE**  
#66 • G • Inducted: 1993



**DAN MARINO**  
#13 • QB • Inducted: 2005



**DWIGHT STEPHENSON**  
#57 • C • Inducted: 1998



**JASON TAYLOR**  
#99 • DE • Inducted: 2017



**PAUL WARFIELD**  
#42 • WR • Inducted: 1983

## OTHER DOLPHINS HALL OF FAMERS



**BOBBY BEATHARD**  
Coach/Exec • Inducted: 2018



**CRIS CARTER**  
WR • Inducted: 2013



**JIMMY JOHNSON**  
Coach/Exec • Inducted: 2020



**BILL PARCELLS**  
Coach/Exec • Inducted: 2013



**JUNIOR SEAU**  
LB • Inducted: 2015



**THURMAN THOMAS**  
RB • Inducted: 2007



**GEORGE YOUNG**  
Coach/Exec • Inducted: 2020

## DOLPHINS RETIRED JERSEYS

12

BOB GRIESE

13

DAN MARINO

39

LARRY CSONKA